

Public Academy for Performing Arts

[Cycle Name]: "FY2022", [Posted Status]: Equals Posted; , [Type]: Equals Actual; , [Origin]: Equals J/E; ; Created On: 3/16/2022 10:29:44 AM

Account Code	Trans Date	Posting Date	Origin	Transaction Comment	Debit	Credit
Transaction Number: 00054084						
11000-1000-55915-1010-001047-0000-00000	02/01/2022	03/15/2022	J/E	Reverse (Copy of 00053851) Check #13416 NM Ballet Co. will be reimbursed in February. Check had already been resubmitted with it did not get verified through the bank.: Temp Transaction Number T0069065	\$0.00	\$300.00
11000-0000-11012-0000-000000-0000-00000	02/01/2022	03/15/2022	J/E	Reverse (Copy of 00053851) Check #13416 NM Ballet Co. will be reimbursed in February. Check had already been resubmitted with it did not get verified through the bank.: Temp Transaction Number T0069065	\$300.00	\$0.00
Transaction Number: 00054085						
31200-0000-11012-0000-000000-0000-00000	02/01/2022	03/15/2022	J/E	Reverse (Copy of 00053850) Check #13389 was issued to APS but did not clear through the bank. They said they would not try to resubmit and return the check. However, they did go ahead and resubmit it (Lease payment): Temp Transaction Number T0069064	\$28,298.17	\$0.00
31200-4000-54610-0000-001047-0000-00000	02/01/2022	03/15/2022	J/E	Reverse (Copy of 00053850) Check #13389 was issued to APS but did not clear through the bank. They said they would not try to resubmit and return the check. However, they did go ahead and resubmit it (Lease payment): Temp Transaction Number T0069064	\$0.00	\$28,298.17
Transaction Number: 00054097						
11000-0000-11012-0000-000000-0000-00000	02/14/2022	03/15/2022	J/E	Bank Fee February 2022	\$0.00	\$252.98
11000-2400-55915-0000-001047-0000-00000	02/14/2022	03/15/2022	J/E	Bank Fee February 2022	\$252.98	\$0.00

Finance Meeting March 29, 2022

Sharon Corbett

Melanie Dunn-Chavez

[Melanie Dunn-Chavez \(Mar 31, 2022 08:01 MDT\)](#)

Phil Krehbiel

[Phil Krehbiel \(Mar 31, 2022 09:03 MDT\)](#)

Barbara CampBell

[Barbara CampBell \(Mar 31, 2022 09:30 MDT\)](#)

PAPA
Bank Reconciliation - State Funds
28-Feb-22

Ending Balance Per Bank Statement 1,461,311.38

Add:

0.00

Less:

9/28/2021	13215	African American Performing Arts Center Foundation		\$500.00
10/13/2021	13250	African American Performing Arts Center Foundation		\$1,870.00
10/26/2021	13270	ABQ BioPark		\$52.50
2/9/2022		INGReliastar		\$1,084.50
2/9/2022		MG Trust Company		\$2,800.00
2/9/2022	13481	Allstate American Heritage Life Ins. Co.		\$753.34
2/9/2022	13482	Pre-Paid Legal Services, Inc.		\$173.45
2/11/2022	13470	Herff Jones		\$334.00
2/18/2022	13484	Central Region Educational Cooperative		\$3,910.68
2/18/2022	13486	Heard, Joshua		\$37.95
2/18/2022	13491	NMMEA - Albuquerque		\$260.00
2/18/2022	13492	New Mexico Music Educators Association District VII		\$160.00
2/18/2022	13495	Torrez, Ed		\$427.96

(12,364.38)

1,448,947.00

Ending Balance per G/L 1,448,947.00

Add:

Subtract:

0.00

Ending Balance for G/L 1,448,947.00

Difference - In Balance if \$0.00 **0.00**

Prepared by: Rhonda Cordova

Signature

Reviewed and Approved by: Barbara Campbell

Barbara Campbell (Mar 31, 2022 09:30 MDT)

Signature

Public Academy for Performing Arts

Balance Sheet Report

Cycle: FY2022; Fund Class: [All]; Fund Columns: [All Non-Zero Funds]; Account Expression: [All]; Balance Date: 02/28/2022; Detail: No; Created On: 3/16/2022 10:42:27 AM

Description	11000	21000	23000	24106	24154
11012 - US Bank Cash Account	\$817,984.64	\$79,236.08	\$174,135.76	(\$44,496.54)	(\$1,515.45)
Subtotal of Account Type: Asset	\$817,984.64	\$79,236.08	\$174,135.76	(\$44,496.54)	(\$1,515.45)
Subtotal of Account Group: Assets	\$817,984.64	\$79,236.08	\$174,135.76	(\$44,496.54)	(\$1,515.45)
23011 - Accrued Salaries and Benefits	\$235,425.39	\$2,332.99	\$0.00	\$12,015.58	\$1,249.00
23100 - Payroll Deductions and Withholdings	\$219.38	\$4.30	\$0.00	\$3.83	\$0.13
23147 - Voluntary Deductions	(\$226.22)	\$0.00	\$0.00	\$0.00	(\$1.14)
23221 - Salaries & Wages	(\$107,955.51)	(\$1,389.93)	\$0.00	(\$3,875.80)	(\$481.83)
23224 - State Retirement Contributions	(\$26,373.65)	(\$212.07)	\$0.00	(\$1,303.02)	(\$220.01)
23225 - Employment Insurance	(\$15,544.26)	(\$2.90)	\$0.00	(\$1,432.95)	(\$184.81)
23226 - Unemployment Insurance	\$1,214.86	\$15.04	\$0.00	\$32.67	\$0.88
23242 - State Income Taxes	\$4,972.86	\$53.16	\$0.00	\$94.41	\$4.44
23245 - State Retirement Contributions	(\$20,195.10)	(\$129.45)	\$0.00	(\$979.80)	(\$159.62)
28041 - Compensated Absences – Long Term	(\$82.21)	\$0.00	\$0.00	(\$9.56)	(\$1.06)
28247 - Voluntary Deductions	(\$10,731.53)	\$0.00	\$0.00	(\$1,369.76)	(\$142.43)
Subtotal of Account Type: Liability	\$60,724.01	\$671.14	\$0.00	\$3,175.60	\$63.55
32300 - Unreserved Fund Balance	\$415,841.55	\$29,077.41	\$159,844.32	\$0.00	(\$15,217.11)
Net Increase/Decrease	\$341,419.08	\$49,487.53	\$14,291.44	(\$47,672.14)	\$13,638.11
Subtotal of Account Type: Fund	\$757,260.63	\$78,564.94	\$174,135.76	(\$47,672.14)	(\$1,579.00)
Subtotal of Account Group: Liabilities/Fund Balance	\$817,984.64	\$79,236.08	\$174,135.76	(\$44,496.54)	(\$1,515.45)

24301	24307	24308	24316	24330	25152	26207	27109	29130
\$0.00	(\$8,736.00)	(\$790.62)	\$0.00	(\$7,181.36)	\$49,932.82	\$2,512.88	\$1,240.60	\$6,310.23
\$0.00	(\$8,736.00)	(\$790.62)	\$0.00	(\$7,181.36)	\$49,932.82	\$2,512.88	\$1,240.60	\$6,310.23
\$0.00	(\$8,736.00)	(\$790.62)	\$0.00	(\$7,181.36)	\$49,932.82	\$2,512.88	\$1,240.60	\$6,310.23
\$4,924.86	\$0.00	\$0.00	\$0.00	\$0.00	\$0.00	\$0.00	\$0.00	\$0.00
\$0.00	\$0.00	\$0.00	\$0.00	\$4.56	\$0.00	\$0.00	\$0.00	\$0.00
\$0.00	\$0.00	\$0.00	\$0.00	\$0.00	\$0.00	\$0.00	\$0.00	\$0.00
(\$1,806.75)	\$0.00	\$0.00	\$0.00	\$0.00	\$0.00	\$0.00	\$0.00	\$0.00
(\$1,049.47)	\$0.00	\$81.98	\$0.00	\$647.98	\$0.00	\$0.00	\$0.00	\$0.00
(\$67.24)	\$0.00	\$61.75	\$0.00	\$681.63	\$0.00	\$0.00	\$0.00	\$0.00
\$0.00	\$0.00	\$1.58	\$0.00	\$20.22	\$0.00	\$0.00	\$0.00	\$0.00
\$0.00	\$0.00	\$16.36	\$0.00	\$115.52	\$0.00	\$0.00	\$0.00	\$0.00
(\$760.32)	\$0.00	\$55.93	\$0.00	\$405.32	\$0.00	\$0.00	\$0.00	\$0.00
\$0.00	\$0.00	\$0.00	\$0.00	\$1.25	\$0.00	\$0.00	\$0.00	\$0.00
(\$1,241.08)	\$0.00	\$49.45	\$0.00	\$457.69	\$0.00	\$0.00	\$0.00	\$0.00
\$0.00	\$0.00	\$267.05	\$0.00	\$2,334.17	\$0.00	\$0.00	\$0.00	\$0.00
\$0.00	\$0.00	\$0.00	\$0.00	\$0.00	\$38,659.15	\$2,512.88	\$9,850.40	\$5,735.36
\$0.00	(\$8,736.00)	(\$1,057.67)	\$0.00	(\$9,515.53)	\$11,273.67	\$0.00	(\$8,609.80)	\$574.87
\$0.00	(\$8,736.00)	(\$1,057.67)	\$0.00	(\$9,515.53)	\$49,932.82	\$2,512.88	\$1,240.60	\$6,310.23
\$0.00	(\$8,736.00)	(\$790.62)	\$0.00	(\$7,181.36)	\$49,932.82	\$2,512.88	\$1,240.60	\$6,310.23

31200	31600	31701	31703	Total
(\$56,595.53)	\$153,296.30	\$271,275.19	\$12,338.00	\$1,448,947.00
(\$56,595.53)	\$153,296.30	\$271,275.19	\$12,338.00	\$1,448,947.00
(\$56,595.53)	\$153,296.30	\$271,275.19	\$12,338.00	\$1,448,947.00
\$0.00	\$0.00	\$0.00	\$0.00	\$255,947.82
\$0.00	\$0.00	\$0.00	\$0.00	\$232.20
\$0.00	\$0.00	\$0.00	\$0.00	(\$227.36)
\$0.00	\$0.00	\$0.00	\$0.00	(\$115,509.82)
\$0.00	\$0.00	\$0.00	\$0.00	(\$28,428.26)
\$0.00	\$0.00	\$0.00	\$0.00	(\$16,488.78)
\$0.00	\$0.00	\$0.00	\$0.00	\$1,285.25
\$0.00	\$0.00	\$0.00	\$0.00	\$5,256.75
\$0.00	\$0.00	\$0.00	\$0.00	(\$21,763.04)
\$0.00	\$0.00	\$0.00	\$0.00	(\$91.58)
\$0.00	\$0.00	\$0.00	\$0.00	(\$12,977.66)
\$0.00	\$0.00	\$0.00	\$0.00	\$67,235.52
(\$83,415.42)	\$155,819.20	\$205,948.41	\$0.00	\$924,656.15
\$26,819.89	(\$2,522.90)	\$65,326.78	\$12,338.00	\$457,055.33
(\$56,595.53)	\$153,296.30	\$271,275.19	\$12,338.00	\$1,381,711.48
(\$56,595.53)	\$153,296.30	\$271,275.19	\$12,338.00	\$1,448,947.00

Public Academy for Performing Arts

Bank Account Register Activity Report

Bank: [All]; Bank Account: [All]; Begin Date: 02/01/2022; End Date: 02/28/2022; Status: Non-Void; Created On: 3/16/2022 10:43:30 AM

Bank		Account Number					
US Bank							
Date	Number	Type	Payee/From	Status	Deposit	Withdrawal	Balance
2/1/2022			Beginning Balance				\$1,375,897.66
2/1/2022	00054084	Journal Entry	Reverse (Copy of 00053851) Check #13416 NM Ballet Co. will be reimbursed in February. Check had already been resubmitted with it did not get verified through the bank.; Temp Transaction Number T0069065	Non-Void	\$300.00		\$1,376,197.66
2/1/2022	00054085	Journal Entry	Reverse (Copy of 00053850) Check #13389 was issued to APS but did not clear through the bank. They said they would not try to resubmit and return the check. However, they did go ahead and resubmit it (Lease payment); Temp Transaction Number T0069064	Non-Void	\$28,298.17		\$1,404,495.83
2/2/2022		AP Warrant	APS	Non-Void		\$113,052.71	\$1,291,443.12
2/2/2022	13438	AP Warrant	ABCWUA	Non-Void		\$1,826.69	\$1,289,616.43
2/2/2022	13439	AP Warrant	ACES	Non-Void		\$2,294.19	\$1,287,322.24
2/2/2022	13440	AP Warrant	Berg, Stephanie	Non-Void		\$100.00	\$1,287,222.24
2/2/2022	13441	AP Warrant	BYU Continuing Educaiton	Non-Void		\$240.00	\$1,286,982.24
2/2/2022	13442	AP Warrant	Carolina Biological	Non-Void		\$296.47	\$1,286,685.77
2/2/2022	13443	AP Warrant	CES	Non-Void		\$724.62	\$1,285,961.15
2/2/2022	13444	AP Warrant	Chandler, Jody	Non-Void		\$25.44	\$1,285,935.71
2/2/2022	13445	AP Warrant	CNM	Non-Void		\$158.99	\$1,285,776.72
2/2/2022	13446	AP Warrant	College Board	Non-Void		\$437.40	\$1,285,339.32
2/2/2022	13447	AP Warrant	Rhonda Cordova	Non-Void		\$2,696.88	\$1,282,642.44
2/2/2022	13448	AP Warrant	Eldorado Band Boosters	Non-Void		\$165.00	\$1,282,477.44
2/2/2022	13449	AP Warrant	Hudson, Su	Non-Void		\$103.82	\$1,282,373.62
2/2/2022	13450	AP Warrant	Labatt Food Service	Non-Void		\$5,944.36	\$1,276,429.26
2/2/2022	13451	AP Warrant	Montoya, Naomi	Non-Void		\$28.84	\$1,276,400.42
2/2/2022	13452	AP Warrant	NM Gas Company	Non-Void		\$4,509.51	\$1,271,890.91
2/2/2022	13453	AP Warrant	Scantron	Non-Void		\$38.00	\$1,271,852.91
2/2/2022	13454	AP Warrant	Shamrock Supply	Non-Void		\$1,411.00	\$1,270,441.91
2/2/2022	13456	AP Warrant	Twisters	Non-Void		\$74.99	\$1,270,366.92
2/2/2022	13457	AP Warrant	Amazon.com	Non-Void		\$891.85	\$1,269,475.07
2/2/2022	13458	AP Warrant	APS Board of Education	Non-Void		\$28,298.17	\$1,241,176.90
2/2/2022	13459	AP Warrant	NM Ballet Company	Non-Void		\$300.00	\$1,240,876.90
2/2/2022	13460	AP Warrant	Sweetwater	Non-Void		\$3,268.80	\$1,237,608.10
2/2/2022	13461	AP Warrant	PNM	Non-Void		\$5,954.00	\$1,231,654.10
2/2/2022	6888	Cash Receipt	Art	Non-Void	\$165.27		\$1,231,819.37
2/2/2022	6889	Cash Receipt	HSSC	Non-Void	\$4.00		\$1,231,823.37

2/2/2022	6907	Cash Receipt	USDA December 2021	Non-Void	\$12,148.70		\$1,243,972.07
2/3/2022	6908	Cash Receipt	PSCOC - 1st & 2nd Quarter	Non-Void	\$169,789.00		\$1,413,761.07
2/4/2022		Payroll Liability Check	IRS	Non-Void		\$20,124.54	\$1,393,636.53
2/4/2022		Payroll Liability Check	US bank	Non-Void		\$61,688.41	\$1,331,948.12
2/7/2022	6890	Cash Receipt	APS/Kroger General/Thespian	Non-Void	\$49,408.02		\$1,381,356.14
2/8/2022	6900	Cash Receipt	Thespian/HSSC	Non-Void	\$239.00		\$1,381,595.14
2/9/2022		Payroll Liability Check	INGReliastar	Non-Void		\$1,084.50	\$1,380,510.64
2/9/2022		Payroll Liability Check	MG Trust Company	Non-Void		\$2,800.00	\$1,377,710.64
2/9/2022		Payroll Liability Check	NM Retiree Healthcare Authority	Non-Void		\$5,667.73	\$1,372,042.91
2/9/2022		Payroll Liability Check	NMPSIA	Non-Void		\$33,438.06	\$1,338,604.85
2/9/2022	13462	AP Warrant	Meineke Car Care Center	Non-Void		\$1,110.02	\$1,337,494.83
2/9/2022	13481	Payroll Liability Check	Allstate American Heritage Life Ins. Co.	Non-Void		\$753.34	\$1,336,741.49
2/9/2022	13482	Payroll Liability Check	Pre-Paid Legal Services, Inc.	Non-Void		\$173.45	\$1,336,568.04
2/10/2022	6901	Cash Receipt	HSSC/Thespian/Film/General/Yearbook	Non-Void	\$413.00		\$1,336,981.04
2/11/2022	13463	AP Warrant	Apple Education Sales	Non-Void		\$1,048.00	\$1,335,933.04
2/11/2022	13464	AP Warrant	APS Board of Education	Non-Void		\$28,298.17	\$1,307,634.87
2/11/2022	13465	AP Warrant	Carolina Biological	Non-Void		\$348.78	\$1,307,286.09
2/11/2022	13466	AP Warrant	CES	Non-Void		\$1,403.01	\$1,305,883.08
2/11/2022	13467	AP Warrant	Chavez, Melanie	Non-Void		\$26.14	\$1,305,856.94
2/11/2022	13468	AP Warrant	Rhonda Cordova	Non-Void		\$2,696.88	\$1,303,160.06
2/11/2022	13469	AP Warrant	Etlantus, Haly	Non-Void		\$50.00	\$1,303,110.06
2/11/2022	13470	AP Warrant	Herff Jones	Non-Void		\$334.00	\$1,302,776.06
2/11/2022	13471	AP Warrant	Hudson, Su	Non-Void		\$270.69	\$1,302,505.37
2/11/2022	13472	AP Warrant	Office Depot	Non-Void		\$136.12	\$1,302,369.25
2/11/2022	13473	AP Warrant	Padilla, Jasmine	Non-Void		\$55.25	\$1,302,314.00
2/11/2022	13474	AP Warrant	Quadient	Non-Void		\$96.93	\$1,302,217.07
2/11/2022	13475	AP Warrant	Socratic Seminars International	Non-Void		\$430.00	\$1,301,787.07
2/11/2022	13476	AP Warrant	Southwest Copy Systems	Non-Void		\$592.03	\$1,301,195.04
2/11/2022	13478	AP Warrant	Sweetwater	Non-Void		\$2,224.00	\$1,298,971.04
2/11/2022	13479	AP Warrant	T-Mobile USA Inc.	Non-Void		\$320.00	\$1,298,651.04
2/11/2022	6902	Cash Receipt	HSSC	Non-Void	\$26.00		\$1,298,677.04
2/11/2022	6909	Cash Receipt	SEG February 2022	Non-Void	\$308,928.41		\$1,607,605.45
2/14/2022		Payroll Liability Check	ERB	Non-Void		\$48,310.76	\$1,559,294.69
2/14/2022		Payroll Liability Check	New Mexico Taxation & Revenue	Non-Void		\$5,207.49	\$1,554,087.20
2/14/2022	00054097	Journal Entry	Bank Fee February 2022	Non-Void		\$252.98	\$1,553,834.22
2/14/2022	6903	Cash Receipt	HSSC/Film TShirt/General/Science/Choir	Non-Void	\$164.50		\$1,553,998.72
2/17/2022	6910	Cash Receipt	HB33	Non-Void	\$121.38		\$1,554,120.10
2/18/2022		Payroll Liability Check	IRS	Non-Void		\$20,451.36	\$1,533,668.74
2/18/2022		Payroll Liability Check	US bank	Non-Void		\$62,416.45	\$1,471,252.29
2/18/2022	13483	AP Warrant	Bennett, Peter	Non-Void		\$350.00	\$1,470,902.29
2/18/2022	13484	AP Warrant	Central Region Educational Cooperative	Non-Void		\$3,910.68	\$1,466,991.61
2/18/2022	13485	AP Warrant	Danfelser, Jackie	Non-Void		\$60.00	\$1,466,931.61
2/18/2022	13486	AP Warrant	Heard, Joshua	Non-Void		\$37.95	\$1,466,893.66
2/18/2022	13487	AP Warrant	Hudson, Su	Non-Void		\$35.97	\$1,466,857.69

2/18/2022	13488	AP Warrant	Labatt Food Service	Non-Void		\$3,283.50	\$1,463,574.19
2/18/2022	13489	AP Warrant	Musicality	Non-Void		\$467.80	\$1,463,106.39
2/18/2022	13490	AP Warrant	NM Environment Department	Non-Void		\$200.00	\$1,462,906.39
2/18/2022	13491	AP Warrant	NMMEA - Albuquerque	Non-Void		\$260.00	\$1,462,646.39
2/18/2022	13492	AP Warrant	New Mexico Music Educators Association District VII	Non-Void		\$160.00	\$1,462,486.39
2/18/2022	13493	AP Warrant	Sam's Club	Non-Void		\$610.83	\$1,461,875.56
2/18/2022	13494	AP Warrant	Staples	Non-Void		\$808.13	\$1,461,067.43
2/18/2022	13495	AP Warrant	Torrez, Ed	Non-Void		\$427.96	\$1,460,639.47
2/18/2022	13496	AP Warrant	Zia Graphics	Non-Void		\$74.85	\$1,460,564.62
2/18/2022	6904	Cash Receipt	Musical Theater	Non-Void	\$145.00		\$1,460,709.62
2/18/2022	6911	Cash Receipt	SB9	Non-Void	\$61.79		\$1,460,771.41
2/20/2022		AP Warrant	Time Clock Wizard	Non-Void		\$12.47	\$1,460,758.94
2/22/2022	6912	Cash Receipt	HB33/SB9	Non-Void	\$143,150.87		\$1,603,909.81
2/22/2022	6913	Cash Receipt	United Way	Non-Void	\$77.65		\$1,603,987.46
2/22/2022	6916	Cash Receipt	NHCC 20th Anniversary Gala	Non-Void	\$4,671.60		\$1,608,659.06
2/23/2022	6905	Cash Receipt	General	Non-Void	\$275.00		\$1,608,934.06
2/25/2022	6906	Cash Receipt	Thespian Troupe	Non-Void	\$43.00		\$1,608,977.06
2/28/2022	6914	Cash Receipt	Interest February 2022	Non-Void	\$5.39		\$1,608,982.45
2/28/2022	6915	Cash Receipt	USDA January 2022	Non-Void	\$17,087.09		\$1,626,069.54
2/28/2022			Ending Balance				\$1,626,069.54
Sub Total						\$735,522.84	\$485,350.96
Grand Total						\$735,522.84	\$485,350.96

Public Academy for Performing Arts

Budget Summary Of Funds Report

Accounting Cycle: FY2022; End Date: 12/31/2021; Account Type: Expenditure; Show Prior Year Accounts: No; Created On: 1/19/2022 1:30:10 PM

Fund	Description	Adopted Budget as of 7/1/21	Revised Adopted Budget with Initial Budget BARS	Approved BARS	Current Budget	Pending Budget/BARS	Total Anticipated Budget	YTD Actuals	YTD Payable/Encumber	Unencumbered Budget Balance	Unencumbered Anticipated Budget	Percent Remaining	Percent Remaining of TOTAL ANTICIPATED
11000	Operational	\$3,910,696.00	\$3,910,696.00	\$70,841.55	\$3,981,537.55	\$83,188.00	\$4,064,725.55	\$2,048,255.58	\$1,415,805.20	\$517,476.77	\$600,664.77	14%	15%
21000	Food Services	\$62,000.00	\$62,000.00	\$28,077.41	\$90,077.41		\$90,077.41	\$59,898.77	\$27,814.81	\$2,363.83	\$2,363.83	3%	3%
23000	Non-Instructional Support	\$266,265.00	\$266,265.00	\$23,579.32	\$289,844.32		\$289,844.32	\$52,960.56	\$35,586.68	\$201,297.08	\$201,297.08	71%	69%
24106	Entitlement IDEA-B	\$90,576.00	\$90,576.00	\$0.00	\$90,576.00		\$90,576.00	\$47,672.14	\$34,103.10	\$8,800.76	\$8,800.76	10%	10%
24153	English Language Acquisition	\$75.00	\$75.00	\$0.00	\$75.00		\$75.00	\$0.00	\$0.00	\$75.00	\$75.00	100%	100%
24154	Teacher/Principal Training & Recruiting	\$19,967.00	\$19,967.00	\$0.00	\$19,967.00		\$19,967.00	\$1,579.00	\$1,168.02	\$17,219.98	\$17,219.98	86%	86%
24174	Carl D Perkins Secondary - Current	\$9,060.00	\$9,060.00	(\$9,060.00)	\$0.00		\$0.00	\$0.00	\$0.00	\$0.00	\$0.00	0%	0%
24307	Social Emotional Learning	\$0.00	\$10,000.00	\$10,000.00	\$10,000.00		\$10,000.00	\$8,736.00	\$0.00	\$1,264.00	\$1,264.00	13%	13%
24308	CRSSA ESSER II	\$523,079.00	\$523,079.00	\$0.00	\$523,079.00		\$523,079.00	\$45,669.59	\$2,408.68	\$475,000.73	\$475,000.73	91%	91%
24309	CRRSA - Social Emotional Learning	\$0.00	\$15,000.00	\$15,000.00	\$15,000.00		\$15,000.00	\$0.00	\$0.00	\$15,000.00	\$15,000.00	100%	100%
24316	USDE CRRSA ESSER II Air Quality	\$0.00	\$4,570.00	\$4,570.00	\$4,570.00		\$4,570.00	\$4,563.00	\$0.00	\$7.00	\$7.00	0%	0%
24330	ARP ESSER III CDFA 84.425U	\$0.00	\$1,221,214.00	\$1,221,214.00	\$1,221,214.00		\$1,221,214.00	\$9,515.53	\$40,204.83	\$1,171,493.64	\$1,171,493.64	0%	100%
25152	Title XIX MEDICAID 0/2 Years	\$35,000.00	\$35,000.00	\$8,659.15	\$43,659.15		\$43,659.15	\$1,981.04	\$2,735.30	\$38,942.81	\$38,942.81	91%	89%
26207	CNM Foundation	\$6,000.00	\$6,000.00	(\$487.12)	\$5,512.88		\$5,512.88	\$500.00	\$0.00	\$5,012.88	\$5,012.88	91%	91%
27107	Literacy For Children @ Risk PED	\$8,956.00	\$8,956.00	\$0.00	\$8,956.00		\$8,956.00	\$0.00	\$0.00	\$8,956.00	\$8,956.00	100%	100%
27109	Instructional Mats - GAA of 2019	\$0.00	\$9,850.40	\$9,850.40	\$9,850.40		\$9,850.40	\$8,609.80	\$0.00	\$1,240.60	\$1,240.60	0%	13%
29130	Youth Chat Grant	\$5,600.00	\$5,600.00	\$135.36	\$5,735.36		\$5,735.36	\$1,925.13	\$258.37	\$3,551.86	\$3,551.86	62%	62%
31200	Public School Capital Outlay	\$0.00	\$339,578.00	\$339,578.00	\$339,578.00		\$339,578.00	\$226,385.36	\$84,894.51	\$28,298.13	\$28,298.13	8%	8%
31400	Special Capital Outlay-State	\$20,000.00	\$20,000.00	\$0.00	\$20,000.00		\$20,000.00	\$0.00	\$0.00	\$20,000.00	\$20,000.00	100%	100%
31600	Capital Improvements HB-33	\$378,016.00	\$378,016.00	\$132,956.20	\$510,972.20		\$510,972.20	\$223,809.20	\$153,991.19	\$133,171.81	\$133,171.81	26%	26%
31701	SB9 Ad Valorem	\$361,857.00	\$361,857.00	\$23,948.41	\$385,805.41		\$385,805.41	\$48,161.10	\$24,992.78	\$312,651.53	\$312,651.53	84%	81%
31703	SB-9 State Match Cash	\$12,338.00	\$12,338.00	\$12,537.00	\$24,875.00		\$24,875.00	\$0.00	\$3,739.90	\$21,135.10	\$21,135.10	85%	85%
Fund Totals		\$5,709,485.00	\$7,309,697.40	\$1,891,399.68	\$7,600,884.68	\$83,188.00	\$7,684,072.68	\$2,790,221.80	\$1,827,703.37	\$2,982,959.51	\$3,066,147.51	39%	40%

Public Academy for Performing Arts

Comparative Financial Statements

Cycle: FY2022; Fund Class: [All]; Fund Columns: [All Non-Zero Funds]; Account Expression: ([Fund] >= "11000") ; Include Element Value: Yes; Revenue Element: Function; Expenditure Element: Function; Begin Date: 07/01/2021; End Date: 02/28/2022; Show Detail: Yes; Created On: 3/16/2022 10:51:02 AM

Fund						
11000 - Operational						
Account Type	FY2021 Budget	FY2021 Actuals	FY2021 % Of Budget	FY2022 Budget	FY2022 Actuals	FY2022 % Of Budget
Fund Balance, Beginning of year	\$0.00	\$198,579.13		\$0.00	\$415,841.55	
Revenue	\$3,417,100.00	\$2,294,442.79	67%	\$3,565,696.00	\$2,389,674.66	67%
Expenditure	\$3,615,679.73	\$1,905,947.76	52%	\$3,981,537.55	\$2,048,255.58	51%
Fund Balance, Ending of year	(\$198,579.73)	\$587,074.16		(\$415,841.55)	\$757,260.63	
Fund						
21000 - Food Services						
Account Type	FY2021 Budget	FY2021 Actuals	FY2021 % Of Budget	FY2022 Budget	FY2022 Actuals	FY2022 % Of Budget
Fund Balance, Beginning of year	\$0.00	\$43,254.81		\$0.00	\$29,077.41	
Revenue	\$120,000.00	\$14,199.14	11%	\$61,000.00	\$109,386.30	-179%
Expenditure	\$155,000.00	\$27,792.29	17%	\$90,077.41	\$59,898.77	66%
Fund Balance, Ending of year	(\$35,000.00)	\$29,661.66		(\$29,077.41)	\$78,564.94	
Fund						
23000 - Non-Instructional Support						
Account Type	FY2021 Budget	FY2021 Actuals	FY2021 % Of Budget	FY2022 Budget	FY2022 Actuals	FY2022 % Of Budget
Fund Balance, Beginning of year	\$0.00	\$136,941.05		\$0.00	\$159,844.32	
Revenue	\$69,232.00	\$67,821.01	97%	\$130,000.00	\$67,252.00	51%
Expenditure	\$206,173.05	\$28,938.32	14%	\$289,844.32	\$52,960.56	18%
Fund Balance, Ending of year	(\$136,941.05)	\$175,823.74		(\$159,844.32)	\$174,135.76	
Fund						
24106 - Entitlement IDEA-B						
Account Type	FY2021 Budget	FY2021 Actuals	FY2021 % Of Budget	FY2022 Budget	FY2022 Actuals	FY2022 % Of Budget
Fund Balance, Beginning of year	\$0.00	(\$54,299.24)		\$0.00	\$0.00	
Revenue	\$103,458.00	\$79,108.48	76%	\$90,576.00	\$0.00	0%

Expenditure	\$103,458.00	\$57,200.69	55%	\$90,576.00	\$47,672.14	52%
Fund Balance, Ending of year	\$0.00	(\$32,391.45)		\$0.00	(\$47,672.14)	

Fund
24154 - Teacher/Principal Training & Recruiting

Account Type	FY2021 Budget	FY2021 Actuals	FY2021 % Of Budget	FY2022 Budget	FY2022 Actuals	FY2022 % Of Budget
Fund Balance, Beginning of year	\$0.00	(\$9,239.81)		\$0.00	(\$15,217.11)	
Revenue	\$19,360.00	\$15,787.91	81%	\$19,967.00	\$15,217.11	76%
Expenditure	\$19,360.00	\$13,291.17	68%	\$19,967.00	\$1,579.00	7%
Fund Balance, Ending of year	\$0.00	(\$6,743.07)		\$0.00	(\$1,579.00)	

Fund
24301 - CARES Act

Account Type	FY2021 Budget	FY2021 Actuals	FY2021 % Of Budget	FY2022 Budget	FY2022 Actuals	FY2022 % Of Budget
Fund Balance, Beginning of year	\$0.00	\$0.00		\$0.00	\$0.00	
Revenue	\$78,557.00	\$36,328.63	46%	\$0.00	\$0.00	
Expenditure	\$78,557.00	\$52,423.83	66%	\$0.00	\$0.00	
Fund Balance, Ending of year	\$0.00	(\$16,095.20)		\$0.00	\$0.00	

Fund
24307 - Social Emotional Learning

Account Type	FY2021 Budget	FY2021 Actuals	FY2021 % Of Budget	FY2022 Budget	FY2022 Actuals	FY2022 % Of Budget
Fund Balance, Beginning of year	\$0.00	\$0.00		\$0.00	\$0.00	
Revenue	\$10,000.00	\$0.00	0%	\$10,000.00	\$0.00	0%
Expenditure	\$10,000.00	\$0.00	0%	\$10,000.00	\$8,736.00	87%
Fund Balance, Ending of year	\$0.00	\$0.00		\$0.00	(\$8,736.00)	

Fund
24308 - CRSSA ESSER II

Account Type	FY2021 Budget	FY2021 Actuals	FY2021 % Of Budget	FY2022 Budget	FY2022 Actuals	FY2022 % Of Budget
Fund Balance, Beginning of year	\$0.00	\$0.00		\$0.00	\$0.00	
Revenue	\$523,079.00	\$0.00	0%	\$523,079.00	\$44,611.92	8%
Expenditure	\$523,079.00	\$0.00	0%	\$523,079.00	\$45,669.59	8%
Fund Balance, Ending of year	\$0.00	\$0.00		\$0.00	(\$1,057.67)	

Fund

24316 - USDE CRRSA ESSER II - Air Quality						
Account Type	FY2021 Budget	FY2021 Actuals	FY2021 % Of Budget	FY2022 Budget	FY2022 Actuals	FY2022 % Of Budget
Fund Balance, Beginning of year	\$0.00	\$0.00		\$0.00	\$0.00	
Revenue	\$0.00	\$0.00		\$4,570.00	\$4,563.00	99%
Expenditure	\$0.00	\$0.00		\$4,570.00	\$4,563.00	99%
Fund Balance, Ending of year	\$0.00	\$0.00		\$0.00	\$0.00	
Fund						
24330 - ARP ESSER III CDFA 84.425U						
Account Type	FY2021 Budget	FY2021 Actuals	FY2021 % Of Budget	FY2022 Budget	FY2022 Actuals	FY2022 % Of Budget
Fund Balance, Beginning of year	\$0.00	\$0.00		\$0.00	\$0.00	
Revenue	\$0.00	\$0.00		\$1,221,214.00	\$0.00	0%
Expenditure	\$0.00	\$0.00		\$1,221,214.00	\$9,515.53	0%
Fund Balance, Ending of year	\$0.00	\$0.00		\$0.00	(\$9,515.53)	
Fund						
25152 - Title XIX MEDICAID 0/2 Years						
Account Type	FY2021 Budget	FY2021 Actuals	FY2021 % Of Budget	FY2022 Budget	FY2022 Actuals	FY2022 % Of Budget
Fund Balance, Beginning of year	\$0.00	\$52,779.61		\$0.00	\$38,659.15	
Revenue	\$5,000.00	\$6,038.33	-120%	\$5,000.00	\$13,254.71	-265%
Expenditure	\$57,779.61	\$14,452.59	25%	\$43,659.15	\$1,981.04	4%
Fund Balance, Ending of year	(\$52,779.61)	\$44,365.35		(\$38,659.15)	\$49,932.82	
Fund						
26207 - CNM Foundation						
Account Type	FY2021 Budget	FY2021 Actuals	FY2021 % Of Budget	FY2022 Budget	FY2022 Actuals	FY2022 % Of Budget
Fund Balance, Beginning of year	\$0.00	\$2,767.13		\$0.00	\$2,512.88	
Revenue	\$1,500.00	\$1,000.00	66%	\$3,000.00	\$500.00	16%
Expenditure	\$4,267.13	\$1,254.25	29%	\$5,512.88	\$500.00	9%
Fund Balance, Ending of year	(\$2,767.13)	\$2,512.88		(\$2,512.88)	\$2,512.88	
Fund						
27107 - Literacy For Children @ Risk PED						
Account Type	FY2021 Budget	FY2021 Actuals	FY2021 % Of Budget	FY2022 Budget	FY2022 Actuals	FY2022 % Of Budget

Fund Balance, Beginning of year	\$0.00	\$0.00		\$0.00	\$0.00
Revenue	\$5,026.00	\$0.00	0%	\$8,956.00	\$0.00 0%
Expenditure	\$5,026.00	\$0.00	0%	\$8,956.00	\$0.00 0%
Fund Balance, Ending of year	\$0.00	\$0.00		\$0.00	\$0.00

Fund
27109 - Instructional Mats - GAA of 2019

Account Type	FY2021 Budget	FY2021 Actuals	FY2021 % Of Budget	FY2022 Budget	FY2022 Actuals	FY2022 % Of Budget
Fund Balance, Beginning of year	\$0.00	\$23,370.90		\$0.00	\$9,850.40	
Revenue	\$0.00	\$0.00		\$0.00	\$0.00	
Expenditure	\$18,995.00	\$13,520.50	71%	\$9,850.40	\$8,609.80	87%
Fund Balance, Ending of year	(\$18,995.00)	\$9,850.40		(\$9,850.40)	\$1,240.60	

Fund
27130 - Feminine Hygiene Products

Account Type	FY2021 Budget	FY2021 Actuals	FY2021 % Of Budget	FY2022 Budget	FY2022 Actuals	FY2022 % Of Budget
Fund Balance, Beginning of year	\$0.00	(\$500.00)		\$0.00	\$0.00	
Revenue	\$0.00	\$500.00		\$0.00	\$0.00	
Expenditure	\$0.00	\$0.00		\$0.00	\$0.00	
Fund Balance, Ending of year	\$0.00	\$0.00		\$0.00	\$0.00	

Fund
29130 - Youth Chat Grant

Account Type	FY2021 Budget	FY2021 Actuals	FY2021 % Of Budget	FY2022 Budget	FY2022 Actuals	FY2022 % Of Budget
Fund Balance, Beginning of year	\$0.00	\$5,735.30		\$0.00	\$5,735.36	
Revenue	\$0.00	\$0.00		\$0.00	\$2,500.00	
Expenditure	\$5,735.30	\$0.00	0%	\$5,735.36	\$1,925.13	33%
Fund Balance, Ending of year	(\$5,735.30)	\$5,735.30		(\$5,735.36)	\$6,310.23	

Fund
31200 - Public School Capital Outlay

Account Type	FY2021 Budget	FY2021 Actuals	FY2021 % Of Budget	FY2022 Budget	FY2022 Actuals	FY2022 % Of Budget
Fund Balance, Beginning of year	\$0.00	(\$79,492.14)		\$0.00	(\$83,415.42)	
Revenue	\$333,665.00	\$246,325.47	73%	\$339,578.00	\$253,205.25	74%
Expenditure	\$333,665.00	\$222,443.36	66%	\$339,578.00	\$226,385.36	66%

Fund Balance, Ending of year	\$0.00	(\$55,610.03)		\$0.00	(\$56,595.53)	
Fund						
31600 - Capital Improvements HB-33						
Account Type	FY2021 Budget	FY2021 Actuals	FY2021 % Of Budget	FY2022 Budget	FY2022 Actuals	FY2022 % Of Budget
Fund Balance, Beginning of year	\$0.00	\$161,858.35		\$0.00	\$155,819.20	
Revenue	\$331,285.00	\$204,193.36	61%	\$355,153.00	\$221,286.30	62%
Expenditure	\$493,143.35	\$295,840.08	59%	\$510,972.20	\$223,809.20	43%
Fund Balance, Ending of year	(\$161,858.35)	\$70,211.63		(\$155,819.20)	\$153,296.30	
Fund						
31700 - SB9 State Match						
Account Type	FY2021 Budget	FY2021 Actuals	FY2021 % Of Budget	FY2022 Budget	FY2022 Actuals	FY2022 % Of Budget
Fund Balance, Beginning of year	\$0.00	(\$6,767.00)		\$0.00	\$0.00	
Revenue	\$174.00	\$6,767.00	-3889%	\$0.00	\$0.00	
Expenditure	\$174.00	\$0.00	0%	\$0.00	\$0.00	
Fund Balance, Ending of year	\$0.00	\$0.00		\$0.00	\$0.00	
Fund						
31701 - SB9 Ad Valorem						
Account Type	FY2021 Budget	FY2021 Actuals	FY2021 % Of Budget	FY2022 Budget	FY2022 Actuals	FY2022 % Of Budget
Fund Balance, Beginning of year	\$0.00	\$205,928.03		\$0.00	\$205,948.41	
Revenue	\$167,790.00	\$103,128.62	61%	\$179,857.00	\$113,487.88	63%
Expenditure	\$373,718.03	\$100,242.91	26%	\$385,805.41	\$48,161.10	12%
Fund Balance, Ending of year	(\$205,928.03)	\$208,813.74		(\$205,948.41)	\$271,275.19	
Fund						
31703 - SB-9 State Match Cash						
Account Type	FY2021 Budget	FY2021 Actuals	FY2021 % Of Budget	FY2022 Budget	FY2022 Actuals	FY2022 % Of Budget
Fund Balance, Beginning of year	\$0.00	\$10,758.00		\$0.00	\$0.00	
Revenue	\$0.00	\$0.00		\$24,875.00	\$12,338.00	49%
Expenditure	\$10,758.00	\$1,653.13	15%	\$24,875.00	\$0.00	0%
Fund Balance, Ending of year	(\$10,758.00)	\$9,104.87		\$0.00	\$12,338.00	

Expenditure	Instruction-Vision	11000-1000-52314-4025-001047-1412-00000	\$0.00	\$5.46		11000-1000-52314-4025-001047-1412-00000	\$0.00	\$0.00	
Expenditure	Instruction-Disability	11000-1000-52315-0000-001047-0000-00000	\$1,300.00	\$0.00		11000-1000-52315-0000-001047-0000-00000	\$1,400.00	\$0.00	
Expenditure	Instruction-Disability	11000-1000-52315-0000-001047-1611-00000	\$0.00	\$0.00		11000-1000-52315-0000-001047-1611-00000	\$0.00	\$5.00	
Expenditure	Instruction-Disability	11000-1000-52315-1010-001047-1411-00000	\$0.00	\$560.49		11000-1000-52315-1010-001047-1411-00000	\$0.00	\$594.51	
Expenditure	Instruction-Disability	11000-1000-52315-2000-001047-1412-00000	\$0.00	\$169.37		11000-1000-52315-2000-001047-1412-00000	\$0.00	\$147.12	
Expenditure	Instruction-Disability	11000-1000-52315-4025-001047-1412-00000	\$0.00	\$7.08		11000-1000-52315-4025-001047-1412-00000	\$0.00	\$0.00	
Expenditure	Instruction-Other Insurance	11000-1000-52316-0000-001047-0000-00000	\$0.00	\$0.00		11000-1000-52316-0000-001047-0000-00000	\$75.00	\$0.00	
Expenditure	Instruction-Other Insurance	11000-1000-52316-1010-001047-1411-00000	\$0.00	\$62.97		11000-1000-52316-1010-001047-1411-00000	\$0.00	\$56.82	
Expenditure	Instruction-Unemployment Compensation	11000-1000-52500-0000-001047-0000-00000	\$4,000.00	\$0.00		11000-1000-52500-0000-001047-0000-00000	\$3,750.00	\$0.00	
Expenditure	Instruction-Unemployment Compensation	11000-1000-52500-1010-001047-1411-00000	\$0.00	\$43.25		11000-1000-52500-1010-001047-1411-00000	\$0.00	(\$33.04)	
Expenditure	Instruction-Unemployment Insurance Premium	11000-1000-52511-0000-001047-1611-00000	\$0.00	\$21.20		11000-1000-52511-0000-001047-1611-00000	\$0.00	\$113.13	
Expenditure	Instruction-Unemployment Insurance Premium	11000-1000-52511-1000-001047-1411-00000	\$0.00	\$0.00		11000-1000-52511-1000-001047-1411-00000	\$0.00	\$3.30	
Expenditure	Instruction-Unemployment Insurance Premium	11000-1000-52511-1010-001047-1411-00000	\$0.00	\$1,004.79		11000-1000-52511-1010-001047-1411-00000	\$0.00	\$1,230.90	
Expenditure	Instruction-Unemployment Insurance Premium	11000-1000-52511-2000-001047-1412-00000	\$0.00	\$232.17		11000-1000-52511-2000-001047-1412-00000	\$0.00	\$148.86	
Expenditure	Instruction-Unemployment Insurance Premium	11000-1000-52511-4025-001047-1412-00000	\$0.00	\$6.08		11000-1000-52511-4025-001047-1412-00000	\$0.00	\$0.00	
Expenditure	Instruction-Workers Compensation Employer's Fee	11000-1000-52720-0000-001047-0000-00000	\$450.00	\$21.50	5%	11000-1000-52720-0000-001047-0000-00000	\$390.00	\$0.00	
Expenditure	Instruction-Workers Compensation Employer's Fee	11000-1000-52720-0000-001047-1611-00000	\$0.00	\$16.10		11000-1000-52720-0000-001047-1611-00000	\$0.00	\$46.06	
Expenditure	Instruction-Workers Compensation Employer's Fee	11000-1000-52720-1010-001047-1411-00000	\$0.00	\$185.29		11000-1000-52720-1010-001047-1411-00000	\$0.00	\$202.27	
Expenditure	Instruction-Workers Compensation Employer's Fee	11000-1000-52720-2000-001047-1412-00000	\$0.00	\$35.41		11000-1000-52720-2000-001047-1412-00000	\$0.00	\$20.89	
Expenditure	Instruction-Workers Compensation Employer's Fee	11000-1000-52720-4025-001047-1412-00000	\$0.00	\$0.39		11000-1000-52720-4025-001047-1412-00000	\$0.00	\$0.00	
Expenditure	Instruction-Professional Development	11000-1000-53330-1010-001047-0000-00000	\$0.00	\$0.00		11000-1000-53330-1010-001047-0000-00000	\$500.00	\$0.00	
Expenditure	Instruction-Professional Development	11000-1000-53330-2000-001047-0000-00000	\$0.00	\$45.00		11000-1000-53330-2000-001047-0000-00000	\$500.00	\$0.00	
Expenditure	Transportation-Other Contract Services	11000-1000-55915-1010-001047-0000-00000	\$12,500.00	\$6,548.10	52%	11000-1000-55915-1010-001047-0000-00000	\$18,289.00	\$3,237.85	18%
Expenditure	Instruction-Other Textbooks	11000-1000-56112-1010-001047-0000-00000	\$0.00	\$5,212.97		11000-1000-56112-1010-001047-0000-00000	\$0.00	\$3,234.84	
Expenditure	Instruction-Other Textbooks	11000-1000-56112-4020-001047-0000-00000	\$0.00	\$0.00		11000-1000-56112-4020-001047-0000-00000	\$10,000.00	\$2,258.53	23%
Expenditure	Instruction-Other Textbooks	11000-1000-56113-1010-001047-0000-00000	\$502.00	\$2,250.00	448%	11000-1000-56113-1010-001047-0000-00000	\$1,000.00	\$0.00	
Expenditure	Transportation-Software	11000-1000-56113-1010-001047-0000-00000	\$502.00	\$2,250.00	448%	11000-1000-56113-1010-001047-0000-00000	\$0.00	\$2,685.00	
Expenditure	Instruction-Software	11000-1000-56113-4020-001047-0000-00000	\$0.00	\$4,972.50		11000-1000-56113-4020-001047-0000-00000	\$6,500.00	\$4,739.00	73%
Expenditure	Instruction-Software	11000-1000-56113-4025-001047-0000-00000	\$0.00	\$0.00		11000-1000-56113-4025-001047-0000-00000	\$23,000.00	\$174.99	1%
Expenditure	Transportation-General Supplies And Materials	11000-1000-56118-1010-001047-0000-00000	\$20,000.00	\$1,207.41	6%	11000-1000-56118-1010-001047-0000-00000	\$20,000.00	\$1,854.18	9%
Expenditure	Instruction-Supply Assets (\$5,000 or Less)	11000-1000-57332-1010-001047-0000-00000	\$0.00	\$0.00		11000-1000-57332-1010-001047-0000-00000	\$5,000.00	\$0.00	
Expenditure	Instruction-Supply Assets (\$5,000 or Less)	11000-1000-57332-4020-001047-0000-00000	\$0.00	\$0.00		11000-1000-57332-4020-001047-0000-00000	\$0.00	\$5,218.66	
Expenditure	Support Services-Students-Salaries Expense-	11000-2100-51100-0000-001047-1214-00000	\$0.00	\$0.00		11000-2100-51100-0000-001047-1214-00000	\$40,000.00	\$23,085.02	58%
Expenditure	Support Services-Students-Salaries Expense	11000-2100-51100-0000-001047-1216-00000	\$0.00	\$0.00		11000-2100-51100-0000-001047-1216-00000	\$27,541.00	\$17,645.00	64%
Expenditure	Support Services-Students-Salaries Expense	11000-2100-51100-2000-001047-1211-00000	\$72,800.00	\$41,241.62	57%	11000-2100-51100-2000-001047-1211-00000	\$73,892.00	\$41,860.28	57%
Expenditure	Support Services-Students-Salaries Expense-	11000-2100-51100-2000-001047-1214-00000	\$33,457.00	\$6,498.24	19%	11000-2100-51100-2000-001047-1214-00000	\$6,750.00	\$0.00	
Expenditure	Support Services-Students-Additional Compensation	11000-2100-51300-0000-001047-1216-00000	\$0.00	\$0.00		11000-2100-51300-0000-001047-1216-00000	\$0.00	\$2,000.00	
Expenditure	Support Services-Students-Additional Compensation	11000-2100-51300-2000-001047-1214-00000	\$0.00	\$0.00		11000-2100-51300-2000-001047-1214-00000	\$0.00	\$187.50	
Expenditure	Support Services-Students-Educational Retirement	11000-2100-52111-0000-001047-0000-00000	\$15,035.00	\$0.00		11000-2100-52111-0000-001047-0000-00000	\$11,411.00	\$0.00	
Expenditure	Support Services-Students-Educational Retirement	11000-2100-52111-0000-001047-1211-00000	\$0.00	(\$62.40)		11000-2100-52111-0000-001047-1211-00000	\$0.00	\$0.00	
Expenditure	Support Services-Students-Educational Retirement	11000-2100-52111-0000-001047-1214-00000	\$0.00	\$0.00		11000-2100-52111-0000-001047-1214-00000	\$0.00	\$3,497.47	
Expenditure	Support Services-Students-Educational Retirement	11000-2100-52111-0000-001047-1216-00000	\$0.00	\$0.00		11000-2100-52111-0000-001047-1216-00000	\$0.00	\$2,976.22	
Expenditure	Support Services-Students-Educational Retirement	11000-2100-52111-2000-001047-1211-00000	\$0.00	\$5,835.62		11000-2100-52111-2000-001047-1211-00000	\$0.00	\$6,341.86	
Expenditure	Support Services-Students-Educational Retirement	11000-2100-52111-2000-001047-1214-00000	\$0.00	\$919.52		11000-2100-52111-2000-001047-1214-00000	\$0.00	\$28.38	
Expenditure	Support Services-Students-ERA - Retiree Health	11000-2100-52112-0000-001047-0000-00000	\$2,125.00	\$0.00		11000-2100-52112-0000-001047-0000-00000	\$1,613.00	\$0.00	
Expenditure	Support Services-Students-ERA - Retiree Health-	11000-2100-52112-0000-001047-1214-00000	\$0.00	\$0.00		11000-2100-52112-0000-001047-1214-00000	\$0.00	\$461.66	
Expenditure	Support Services-Students-ERA - Retiree Health	11000-2100-52112-0000-001047-1216-00000	\$0.00	\$0.00		11000-2100-52112-0000-001047-1216-00000	\$0.00	\$392.87	
Expenditure	Support Services-Students-ERA - Retiree Health	11000-2100-52112-2000-001047-1211-00000	\$0.00	\$824.88		11000-2100-52112-2000-001047-1211-00000	\$0.00	\$837.20	
Expenditure	Support Services-Students-ERA - Retiree Health-	11000-2100-52112-2000-001047-1214-00000	\$0.00	\$129.96		11000-2100-52112-2000-001047-1214-00000	\$0.00	\$3.78	
Expenditure	Support Services-Students-FICA Payments	11000-2100-52210-0000-001047-0000-00000	\$6,464.00	\$0.00		11000-2100-52210-0000-001047-0000-00000	\$4,750.00	\$0.00	
Expenditure	Support Services-Students-FICA Payments-	11000-2100-52210-0000-001047-1214-00000	\$0.00	\$0.00		11000-2100-52210-0000-001047-1214-00000	\$0.00	\$1,431.22	
Expenditure	Support Services-Students-FICA Payments	11000-2100-52210-0000-001047-1216-00000	\$0.00	\$0.00		11000-2100-52210-0000-001047-1216-00000	\$0.00	\$1,217.98	
Expenditure	Support Services-Students-FICA Payments	11000-2100-52210-2000-001047-1211-00000	\$0.00	\$2,433.38		11000-2100-52210-2000-001047-1211-00000	\$0.00	\$2,459.54	
Expenditure	Support Services-Students-FICA Payments-	11000-2100-52210-2000-001047-1214-00000	\$0.00	\$402.88		11000-2100-52210-2000-001047-1214-00000	\$0.00	\$11.64	
Expenditure	Support Services-Students-Medicare Payments	11000-2100-52220-0000-001047-0000-00000	\$1,512.00	\$0.00		11000-2100-52220-0000-001047-0000-00000	\$125.00	\$0.00	
Expenditure	Support Services-Students-Medicare Payments-	11000-2100-52220-0000-001047-1214-00000	\$0.00	\$0.00		11000-2100-52220-0000-001047-1214-00000	\$0.00	\$334.74	
Expenditure	Support Services-Students-Medicare Payments	11000-2100-52220-0000-001047-1216-00000	\$0.00	\$0.00		11000-2100-52220-0000-001047-1216-00000	\$0.00	\$284.86	
Expenditure	Support Services-Students-Medicare Payments	11000-2100-52220-2000-001047-1211-00000	\$0.00	\$569.10		11000-2100-52220-2000-001047-1211-00000	\$0.00	\$575.20	

Expenditure	Support Services-Students-Medicare Payments-	11000-2100-52220-2000-001047-1214-00000	\$0.00	\$94.24		11000-2100-52220-2000-001047-1214-00000	\$0.00	\$2.70
Expenditure	Support Services-Students-Health and Medical	11000-2100-52311-0000-001047-0000-00000	\$4,600.00	\$0.00		11000-2100-52311-0000-001047-0000-00000	\$5,500.00	\$0.00
Expenditure	Support Services-Students-Health and Medical	11000-2100-52311-2000-001047-1211-00000	\$0.00	\$2,843.46		11000-2100-52311-2000-001047-1211-00000	\$0.00	\$3,207.78
Expenditure	Support Services-Students-Life	11000-2100-52312-0000-001047-0000-00000	\$75.00	\$0.00		11000-2100-52312-0000-001047-0000-00000	\$70.00	\$0.00
Expenditure	Support Services-Students-Life	11000-2100-52312-0000-001047-1214-00000	\$0.00	\$0.00		11000-2100-52312-0000-001047-1214-00000	\$0.00	\$19.60
Expenditure	Support Services-Students-Life	11000-2100-52312-0000-001047-1216-00000	\$0.00	\$0.00		11000-2100-52312-0000-001047-1216-00000	\$0.00	\$30.55
Expenditure	Support Services-Students-Life	11000-2100-52312-2000-001047-1211-00000	\$0.00	\$32.90		11000-2100-52312-2000-001047-1211-00000	\$0.00	\$32.90
Expenditure	Support Services-Students-Life-	11000-2100-52312-2000-001047-1214-00000	\$0.00	\$5.64		11000-2100-52312-2000-001047-1214-00000	\$0.00	\$0.18
Expenditure	Support Services-Students-Dental	11000-2100-52313-0000-001047-0000-00000	\$550.00	\$0.00		11000-2100-52313-0000-001047-0000-00000	\$2,750.00	\$0.00
Expenditure	Support Services-Students-Dental-	11000-2100-52313-0000-001047-1214-00000	\$0.00	\$0.00		11000-2100-52313-0000-001047-1214-00000	\$0.00	\$214.35
Expenditure	Support Services-Students-Dental	11000-2100-52313-0000-001047-1216-00000	\$0.00	\$0.00		11000-2100-52313-0000-001047-1216-00000	\$0.00	\$51.32
Expenditure	Support Services-Students-Dental	11000-2100-52313-2000-001047-1211-00000	\$0.00	\$120.12		11000-2100-52313-2000-001047-1211-00000	\$0.00	\$51.48
Expenditure	Support Services-Students-Dental-	11000-2100-52313-2000-001047-1214-00000	\$0.00	\$61.60		11000-2100-52313-2000-001047-1214-00000	\$0.00	\$1.74
Expenditure	Support Services-Students-Vision	11000-2100-52314-0000-001047-0000-00000	\$50.00	\$0.00		11000-2100-52314-0000-001047-0000-00000	\$50.00	\$0.00
Expenditure	Support Services-Students-Vision	11000-2100-52314-0000-001047-1216-00000	\$0.00	\$0.00		11000-2100-52314-0000-001047-1216-00000	\$0.00	\$8.48
Expenditure	Support Services-Students-Vision	11000-2100-52314-2000-001047-1211-00000	\$0.00	\$26.32		11000-2100-52314-2000-001047-1211-00000	\$0.00	\$26.32
Expenditure	Support Services-Students-Unemployment Compensation	11000-2100-52500-0000-001047-0000-00000	\$275.00	\$0.00		11000-2100-52500-0000-001047-0000-00000	\$95.00	\$0.00
Expenditure	Support Services-Students-Unemployment Insurance Premium	11000-2100-52511-0000-001047-1214-00000	\$0.00	\$0.00		11000-2100-52511-0000-001047-1214-00000	\$0.00	\$21.76
Expenditure	Support Services-Students-Unemployment Insurance Premium	11000-2100-52511-0000-001047-1216-00000	\$0.00	\$0.00		11000-2100-52511-0000-001047-1216-00000	\$0.00	\$64.80
Expenditure	Support Services-Students-Unemployment Insurance Premium	11000-2100-52511-2000-001047-1211-00000	\$0.00	\$38.88		11000-2100-52511-2000-001047-1211-00000	\$0.00	\$39.48
Expenditure	Support Services-Students-Unemployment Insurance Premium	11000-2100-52511-2000-001047-1214-00000	\$0.00	\$0.00		11000-2100-52511-2000-001047-1214-00000	\$0.00	\$0.40
Expenditure	Support Services-Students-Workers Compensation Employer's Fee	11000-2100-52720-0000-001047-0000-00000	\$20.00	\$0.00		11000-2100-52720-0000-001047-0000-00000	\$12.00	\$0.00
Expenditure	Support Services-Students-Workers Compensation Employer's Fee	11000-2100-52720-0000-001047-1214-00000	\$0.00	\$0.00		11000-2100-52720-0000-001047-1214-00000	\$0.00	\$4.11
Expenditure	Support Services-Students-Workers Compensation Employer's Fee	11000-2100-52720-0000-001047-1216-00000	\$0.00	\$0.00		11000-2100-52720-0000-001047-1216-00000	\$0.00	\$9.20
Expenditure	Support Services-Students-Workers Compensation Employer's Fee	11000-2100-52720-2000-001047-1211-00000	\$0.00	\$6.90		11000-2100-52720-2000-001047-1211-00000	\$0.00	\$6.90
Expenditure	Support Services-Students-Workers Compensation Employer's Fee	11000-2100-52720-2000-001047-1214-00000	\$0.00	\$1.38		11000-2100-52720-2000-001047-1214-00000	\$0.00	\$0.03
Expenditure	Support Services-Students-Diagnosticians - Contracted	11000-2100-53211-2000-001047-0000-00000	\$19,500.00	\$7,896.73	40%	11000-2100-53211-2000-001047-0000-00000	\$25,000.00	\$2,231.44
Expenditure	Support Services-Students-Speech Therapists - Contracted	11000-2100-53212-2000-001047-0000-00000	\$46,500.00	\$27,949.86	60%	11000-2100-53212-2000-001047-0000-00000	\$50,000.00	\$22,735.62
Expenditure	Support Services-Students-Occupational Therapists - Contracted	11000-2100-53213-2000-001047-0000-00000	\$23,100.00	\$5,790.20	25%	11000-2100-53213-2000-001047-0000-00000	\$25,000.00	\$9,019.35
Expenditure	Support Services-Students-Psychologists - Contracted	11000-2100-53215-2000-001047-0000-00000	\$3,500.00	\$1,049.62	30%	11000-2100-53215-2000-001047-0000-00000	\$5,000.00	\$1,767.42
Expenditure	Support Services-Students-Specialists - Contracted	11000-2100-53218-2000-001047-0000-00000	\$0.00	\$0.00		11000-2100-53218-2000-001047-0000-00000	\$5,000.00	\$0.00
Expenditure	Support Services-Students-Professional Development	11000-2100-53330-0000-001047-0000-00000	\$0.00	\$0.00		11000-2100-53330-0000-001047-0000-00000	\$0.00	\$706.18
Expenditure	Support Services-Students-Professional	11000-2100-53330-2000-001047-0000-00000	\$0.00	\$180.00		11000-2100-53330-2000-001047-0000-00000	\$1,000.00	\$0.00
Expenditure	Support Services-Instruction-Other Contract	11000-2200-55915-0000-001047-0000-00000	\$2,000.00	\$838.71	42%	11000-2200-55915-0000-001047-0000-00000	\$5,000.00	\$2,560.00
Expenditure	Support Services-Instruction-General Supplies and	11000-2200-56118-0000-001047-0000-00000	\$500.00	\$0.00		11000-2200-56118-0000-001047-0000-00000	\$0.00	\$0.00
Expenditure	Support Services-General Administration-Salaries	11000-2300-51100-0000-001047-1111-00000	\$99,840.00	\$60,600.00	61%	11000-2300-51100-0000-001047-1111-00000	\$101,338.00	\$61,509.00
Expenditure	Support Services-General Administration-	11000-2300-52111-0000-001047-0000-00000	\$14,127.00	\$0.00		11000-2300-52111-0000-001047-0000-00000	\$14,340.00	\$0.00
Expenditure	Support Services-General Administration-	11000-2300-52111-0000-001047-1111-00000	\$0.00	\$8,574.90		11000-2300-52111-0000-001047-1111-00000	\$0.00	\$9,318.60
Expenditure	Support Services-General Administration-ERA -	11000-2300-52112-0000-001047-0000-00000	\$1,997.00	\$0.00		11000-2300-52112-0000-001047-0000-00000	\$2,027.00	\$0.00
Expenditure	Support Services-General Administration-ERA -	11000-2300-52112-0000-001047-1111-00000	\$0.00	\$1,212.00		11000-2300-52112-0000-001047-1111-00000	\$0.00	\$1,230.15
Expenditure	Support Services-General Administration-FICA	11000-2300-52210-0000-001047-0000-00000	\$5,900.00	\$0.00		11000-2300-52210-0000-001047-0000-00000	\$6,000.00	\$0.00
Expenditure	Support Services-General Administration-FICA	11000-2300-52210-0000-001047-1111-00000	\$0.00	\$3,419.76		11000-2300-52210-0000-001047-1111-00000	\$0.00	\$3,459.60
Expenditure	Support Services-General Administration-	11000-2300-52220-0000-001047-0000-00000	\$1,400.00	\$0.00		11000-2300-52220-0000-001047-0000-00000	\$1,750.00	\$0.00
Expenditure	Support Services-General Administration- Medicare Payments	11000-2300-52220-0000-001047-1111-00000	\$0.00	\$799.77		11000-2300-52220-0000-001047-1111-00000	\$0.00	\$809.10
Expenditure	Support Services-General Administration-Health and Medical Premiums	11000-2300-52311-0000-001047-0000-00000	\$12,500.00	\$0.00		11000-2300-52311-0000-001047-0000-00000	\$14,000.00	\$0.00
Expenditure	Support Services-General Administration-Health and Medical Premiums	11000-2300-52311-0000-001047-1111-00000	\$0.00	\$7,714.08		11000-2300-52311-0000-001047-1111-00000	\$0.00	\$8,114.50
Expenditure	Support Services-General Administration-Life	11000-2300-52312-0000-001047-0000-00000	\$75.00	\$0.00		11000-2300-52312-0000-001047-0000-00000	\$65.00	\$0.00
Expenditure	Support Services-General Administration-Life	11000-2300-52312-0000-001047-1111-00000	\$0.00	\$35.25		11000-2300-52312-0000-001047-1111-00000	\$0.00	\$35.25
Expenditure	Support Services-General Administration-Dental	11000-2300-52313-0000-001047-0000-00000	\$675.00	\$0.00		11000-2300-52313-0000-001047-0000-00000	\$650.00	\$0.00
Expenditure	Support Services-General Administration-Dental	11000-2300-52313-0000-001047-1111-00000	\$0.00	\$384.90		11000-2300-52313-0000-001047-1111-00000	\$0.00	\$384.90
Expenditure	Support Services-General Administration-Vision	11000-2300-52314-0000-001047-0000-00000	\$125.00	\$0.00		11000-2300-52314-0000-001047-0000-00000	\$110.00	\$0.00
Expenditure	Support Services-General Administration-Vision	11000-2300-52314-0000-001047-1111-00000	\$0.00	\$63.60		11000-2300-52314-0000-001047-1111-00000	\$0.00	\$63.60
Expenditure	Support Services-General Administration- Unemployment Compensation	11000-2300-52500-0000-001047-0000-00000	\$175.00	\$0.00		11000-2300-52500-0000-001047-0000-00000	\$95.00	\$0.00
Expenditure	Support Services-General Administration- Unemployment Insurance Premium	11000-2300-52511-0000-001047-1111-00000	\$0.00	\$53.32		11000-2300-52511-0000-001047-1111-00000	\$0.00	\$54.12
Expenditure	Support Services-General Administration-Workers	11000-2300-52720-0000-001047-0000-00000	\$14.00	\$0.00		11000-2300-52720-0000-001047-0000-00000	\$12.00	\$0.00
Expenditure	Support Services-General Administration-Workers	11000-2300-52720-0000-001047-1111-00000	\$0.00	\$6.90		11000-2300-52720-0000-001047-1111-00000	\$0.00	\$6.90
Expenditure	Support Services-General Administration-Auditing	11000-2300-53411-0000-001047-0000-00000	\$14,000.00	\$12,912.65	92%	11000-2300-53411-0000-001047-0000-00000	\$17,000.00	\$18,878.13
Expenditure	Support Services-General Administration-Legal	11000-2300-53413-0000-001047-0000-00000	\$3,000.00	\$1,097.94	37%	11000-2300-53413-0000-001047-0000-00000	\$20,000.00	\$162.66

Expenditure	Support Services-General Administration-	11000-2300-55400-0000-001047-0000-00000	\$2,000.00	\$100.07	5%	11000-2300-55400-0000-001047-0000-00000	\$2,000.00	\$908.57	45%
Expenditure	Support Services-General Administration-Board	11000-2300-55812-0000-001047-0000-00000	\$3,500.00	\$0.00		11000-2300-55812-0000-001047-0000-00000	\$3,500.00	\$0.00	
Expenditure	Support Services-School Administration-Salaries	11000-2400-51100-0000-001047-1112-00000	\$78,000.00	\$44,187.50	57%	11000-2400-51100-0000-001047-1112-00000	\$79,170.00	\$44,850.26	57%
Expenditure	Support Services-School Administration-Salaries	11000-2400-51100-0000-001047-1217-00000	\$138,983.00	\$81,718.69	59%	11000-2400-51100-0000-001047-1217-00000	\$146,065.00	\$52,919.31	36%
Expenditure	Support Services-School Administration-	11000-2400-52111-0000-001047-0000-00000	\$28,741.00	\$0.00		11000-2400-52111-0000-001047-0000-00000	\$31,871.00	\$0.00	
Expenditure	Support Services-School Administration-	11000-2400-52111-0000-001047-1112-00000	\$0.00	\$6,252.54		11000-2400-52111-0000-001047-1112-00000	\$0.00	\$6,794.76	
Expenditure	Support Services-School Administration-	11000-2400-52111-0000-001047-1217-00000	\$0.00	\$11,563.24		11000-2400-52111-0000-001047-1217-00000	\$0.00	\$7,784.71	
Expenditure	Support Services-School Administration-ERA -	11000-2400-52112-0000-001047-0000-00000	\$3,780.00	\$0.00		11000-2400-52112-0000-001047-0000-00000	\$4,505.00	\$0.00	
Expenditure	Support Services-School Administration-ERA -	11000-2400-52112-0000-001047-1112-00000	\$0.00	\$883.82		11000-2400-52112-0000-001047-1112-00000	\$0.00	\$896.98	
Expenditure	Support Services-School Administration-ERA -	11000-2400-52112-0000-001047-1217-00000	\$0.00	\$1,634.39		11000-2400-52112-0000-001047-1217-00000	\$0.00	\$1,058.42	
Expenditure	Support Services-School Administration-FICA	11000-2400-52210-0000-001047-0000-00000	\$10,850.00	\$0.00		11000-2400-52210-0000-001047-0000-00000	\$13,514.00	\$0.00	
Expenditure	Support Services-School Administration-FICA	11000-2400-52210-0000-001047-1112-00000	\$0.00	\$2,739.66		11000-2400-52210-0000-001047-1112-00000	\$0.00	\$2,780.68	
Expenditure	Support Services-School Administration-FICA	11000-2400-52210-0000-001047-1217-00000	\$0.00	\$4,629.29		11000-2400-52210-0000-001047-1217-00000	\$0.00	\$3,105.11	
Expenditure	Support Services-School Administration-Medicare	11000-2400-52220-0000-001047-0000-00000	\$2,560.00	\$0.00		11000-2400-52220-0000-001047-0000-00000	\$3,500.00	\$0.00	
Expenditure	Support Services-School Administration-Medicare	11000-2400-52220-0000-001047-1112-00000	\$0.00	\$640.78		11000-2400-52220-0000-001047-1112-00000	\$0.00	\$650.30	
Expenditure	Support Services-School Administration-Medicare	11000-2400-52220-0000-001047-1217-00000	\$0.00	\$1,082.72		11000-2400-52220-0000-001047-1217-00000	\$0.00	\$726.17	
Expenditure	Support Services-School Administration-Health	11000-2400-52311-0000-001047-0000-00000	\$25,875.00	\$0.00		11000-2400-52311-0000-001047-0000-00000	\$32,000.00	\$0.00	
Expenditure	Support Services-School Administration-Health	11000-2400-52311-0000-001047-1112-00000	\$0.00	\$7,223.36		11000-2400-52311-0000-001047-1112-00000	\$0.00	\$7,549.80	
Expenditure	Support Services-School Administration-Health	11000-2400-52311-0000-001047-1217-00000	\$0.00	\$10,061.88		11000-2400-52311-0000-001047-1217-00000	\$0.00	\$4,054.33	
Expenditure	Support Services-School Administration-Life	11000-2400-52312-0000-001047-0000-00000	\$210.00	\$0.00		11000-2400-52312-0000-001047-0000-00000	\$285.00	\$0.00	
Expenditure	Support Services-School Administration-Life	11000-2400-52312-0000-001047-1112-00000	\$0.00	\$32.90		11000-2400-52312-0000-001047-1112-00000	\$0.00	\$32.68	
Expenditure	Support Services-School Administration-Life	11000-2400-52312-0000-001047-1217-00000	\$0.00	\$132.39		11000-2400-52312-0000-001047-1217-00000	\$0.00	\$65.80	
Expenditure	Support Services-School Administration-Dental	11000-2400-52313-0000-001047-0000-00000	\$1,250.00	\$0.00		11000-2400-52313-0000-001047-0000-00000	\$1,405.00	\$0.00	
Expenditure	Support Services-School Administration-Dental	11000-2400-52313-0000-001047-1112-00000	\$0.00	\$359.24		11000-2400-52313-0000-001047-1112-00000	\$0.00	\$357.15	
Expenditure	Support Services-School Administration-Dental	11000-2400-52313-0000-001047-1217-00000	\$0.00	\$417.38		11000-2400-52313-0000-001047-1217-00000	\$0.00	\$154.44	
Expenditure	Support Services-School Administration-Vision	11000-2400-52314-0000-001047-0000-00000	\$250.00	\$0.00		11000-2400-52314-0000-001047-0000-00000	\$275.00	\$0.00	
Expenditure	Support Services-School Administration-Vision	11000-2400-52314-0000-001047-1112-00000	\$0.00	\$59.36		11000-2400-52314-0000-001047-1112-00000	\$0.00	\$59.03	
Expenditure	Support Services-School Administration-Vision	11000-2400-52314-0000-001047-1217-00000	\$0.00	\$98.62		11000-2400-52314-0000-001047-1217-00000	\$0.00	\$47.00	
Expenditure	Support Services-School Administration-Disability	11000-2400-52315-0000-001047-0000-00000	\$100.00	\$0.00		11000-2400-52315-0000-001047-0000-00000	\$110.00	\$0.00	
Expenditure	Support Services-School Administration-Disability	11000-2400-52315-0000-001047-1217-00000	\$0.00	\$60.84		11000-2400-52315-0000-001047-1217-00000	\$0.00	\$49.50	
Expenditure	Support Services-School Administration-	11000-2400-52500-0000-001047-0000-00000	\$300.00	\$0.00		11000-2400-52500-0000-001047-0000-00000	\$400.00	\$0.00	
Expenditure	Support Services-School Administration-	11000-2400-52511-0000-001047-1112-00000	\$0.00	\$41.68		11000-2400-52511-0000-001047-1112-00000	\$0.00	\$42.28	
Expenditure	Support Services-School Administration-	11000-2400-52511-0000-001047-1217-00000	\$0.00	\$123.50		11000-2400-52511-0000-001047-1217-00000	\$0.00	\$72.28	
Expenditure	Support Services-School Administration-Workers	11000-2400-52720-0000-001047-0000-00000	\$50.00	\$0.00		11000-2400-52720-0000-001047-0000-00000	\$54.00	\$0.00	
Expenditure	Compensation, Employee's Fee	11000-2400-52720-0000-001047-1112-00000	\$0.00	\$6.90		11000-2400-52720-0000-001047-1112-00000	\$0.00	\$6.86	
Expenditure	Support Services-School Administration-Workers	11000-2400-52720-0000-001047-1217-00000	\$0.00	\$27.60		11000-2400-52720-0000-001047-1217-00000	\$0.00	\$13.80	
Expenditure	Compensation, Employee's Fee	11000-2400-53330-0000-001047-0000-00000	\$0.00	\$90.00		11000-2400-53330-0000-001047-0000-00000	\$500.00	\$3,255.79	651%
Expenditure	Professional Development	11000-2400-55915-0000-001047-0000-00000	\$82,092.00	\$11,901.74	14%	11000-2400-55915-0000-001047-0000-00000	\$23,300.55	\$11,141.73	48%
Expenditure	Contract Services-	11000-2400-56113-0000-001047-0000-00000	\$8,000.00	\$1,694.11	21%	11000-2400-56113-0000-001047-0000-00000	\$8,000.00	\$1,544.79	19%
Expenditure	Support Services-School Administration-Software	11000-2400-56118-0000-001047-0000-00000	\$21,037.73	\$5,501.20	26%	11000-2400-56118-0000-001047-0000-00000	\$40,000.00	\$6,636.67	17%
Expenditure	Support Services-School Administration-General	11000-2500-51100-0000-001047-1115-00000	\$52,253.00	\$0.00		11000-2500-51100-0000-001047-1115-00000	\$0.00	\$32,190.00	
Expenditure	Sunline and Materials	11000-2500-51100-0000-001047-1220-00000	\$0.00	\$31,710.30		11000-2500-51100-0000-001047-1220-00000	\$53,037.00	\$0.00	
Expenditure	Central Services-Salaries Expense	11000-2500-52111-0000-001047-0000-00000	\$7,394.00	\$0.00		11000-2500-52111-0000-001047-0000-00000	\$7,505.00	\$0.00	
Expenditure	Central Services-Educational Retirement	11000-2500-52111-0000-001047-1115-00000	\$0.00	\$0.00		11000-2500-52111-0000-001047-1115-00000	\$0.00	\$4,876.80	
Expenditure	Central Services-Educational Retirement	11000-2500-52111-0000-001047-1220-00000	\$0.00	\$4,486.95		11000-2500-52111-0000-001047-1220-00000	\$0.00	\$0.00	
Expenditure	Central Services-ERA - Retiree Health	11000-2500-52112-0000-001047-0000-00000	\$1,045.00	\$0.00		11000-2500-52112-0000-001047-0000-00000	\$1,061.00	\$0.00	
Expenditure	Central Services-ERA - Retiree Health	11000-2500-52112-0000-001047-1115-00000	\$0.00	\$0.00		11000-2500-52112-0000-001047-1115-00000	\$0.00	\$643.80	
Expenditure	Central Services-ERA - Retiree Health	11000-2500-52112-0000-001047-1220-00000	\$0.00	\$634.20		11000-2500-52112-0000-001047-1220-00000	\$0.00	\$0.00	
Expenditure	Central Services-FICA Payments	11000-2500-52210-0000-001047-0000-00000	\$2,710.00	\$0.00		11000-2500-52210-0000-001047-0000-00000	\$3,000.00	\$0.00	
Expenditure	Central Services-FICA Payments	11000-2500-52210-0000-001047-1115-00000	\$0.00	\$0.00		11000-2500-52210-0000-001047-1115-00000	\$0.00	\$1,641.90	
Expenditure	Central Services-FICA Payments	11000-2500-52210-0000-001047-1220-00000	\$0.00	\$1,630.23		11000-2500-52210-0000-001047-1220-00000	\$0.00	\$0.00	
Expenditure	Central Services-Medicare Payments	11000-2500-52220-0000-001047-0000-00000	\$650.00	\$0.00		11000-2500-52220-0000-001047-0000-00000	\$1,000.00	\$0.00	
Expenditure	Central Services-Medicare Payments	11000-2500-52220-0000-001047-1115-00000	\$0.00	\$0.00		11000-2500-52220-0000-001047-1115-00000	\$0.00	\$384.00	
Expenditure	Central Services-Medicare Payments	11000-2500-52220-0000-001047-1220-00000	\$0.00	\$381.30		11000-2500-52220-0000-001047-1220-00000	\$0.00	\$0.00	
Expenditure	Central Services-Health and Medical Premiums	11000-2500-52311-0000-001047-0000-00000	\$12,675.00	\$0.00		11000-2500-52311-0000-001047-0000-00000	\$14,000.00	\$0.00	
Expenditure	Central Services-Health and Medical Premiums	11000-2500-52311-0000-001047-1115-00000	\$0.00	\$0.00		11000-2500-52311-0000-001047-1115-00000	\$0.00	\$8,114.50	
Expenditure	Central Services-Health and Medical Premiums	11000-2500-52311-0000-001047-1220-00000	\$0.00	\$7,714.08		11000-2500-52311-0000-001047-1220-00000	\$0.00	\$0.00	
Expenditure	Central Services-Life	11000-2500-52312-0000-001047-0000-00000	\$65.00	\$0.00		11000-2500-52312-0000-001047-0000-00000	\$65.00	\$0.00	
Expenditure	Central Services-Life	11000-2500-52312-0000-001047-1115-00000	\$0.00	\$0.00		11000-2500-52312-0000-001047-1115-00000	\$0.00	\$35.25	
Expenditure	Central Services-Life	11000-2500-52312-0000-001047-1220-00000	\$0.00	\$35.25		11000-2500-52312-0000-001047-1220-00000	\$0.00	\$0.00	
Expenditure	Central Services-Dental	11000-2500-52313-0000-001047-0000-00000	\$650.00	\$0.00		11000-2500-52313-0000-001047-0000-00000	\$650.00	\$0.00	
Expenditure	Central Services-Dental	11000-2500-52313-0000-001047-1115-00000	\$0.00	\$0.00		11000-2500-52313-0000-001047-1115-00000	\$0.00	\$384.90	
Expenditure	Central Services-Dental	11000-2500-52313-0000-001047-1220-00000	\$0.00	\$384.90		11000-2500-52313-0000-001047-1220-00000	\$0.00	\$0.00	

Expenditure	Central Services-Vision	11000-2500-52314-0000-001047-0000-00000	\$0.00	\$0.00		11000-2500-52314-0000-001047-0000-00000	\$70.00	\$0.00
Expenditure	Central Services-Vision	11000-2500-52314-0000-001047-1115-00000	\$0.00	\$0.00		11000-2500-52314-0000-001047-1115-00000	\$0.00	\$63.60
Expenditure	Central Services-Vision	11000-2500-52314-0000-001047-1220-00000	\$0.00	\$25.44		11000-2500-52314-0000-001047-1220-00000	\$0.00	\$0.00
Expenditure	Central Services-Disability	11000-2500-52315-0000-001047-0000-00000	\$100.00	\$0.00		11000-2500-52315-0000-001047-0000-00000	\$120.00	\$0.00
Expenditure	Central Services-Disability	11000-2500-52315-0000-001047-1115-00000	\$0.00	\$0.00		11000-2500-52315-0000-001047-1115-00000	\$0.00	\$72.30
Expenditure	Central Services-Disability	11000-2500-52315-0000-001047-1220-00000	\$0.00	\$59.52		11000-2500-52315-0000-001047-1220-00000	\$0.00	\$0.00
Expenditure	Central Services-Unemployment Compensation	11000-2500-52500-0000-001047-0000-00000	\$100.00	\$0.00		11000-2500-52500-0000-001047-0000-00000	\$100.00	\$0.00
Expenditure	Central Services-Unemployment Insurance	11000-2500-52511-0000-001047-1115-00000	\$0.00	\$0.00		11000-2500-52511-0000-001047-1115-00000	\$0.00	\$28.32
Expenditure	Central Services-Unemployment Insurance	11000-2500-52511-0000-001047-1220-00000	\$0.00	\$30.14		11000-2500-52511-0000-001047-1220-00000	\$0.00	\$0.00
Expenditure	Central Services-Workers Compensation	11000-2500-52720-0000-001047-0000-00000	\$12.00	\$0.00		11000-2500-52720-0000-001047-0000-00000	\$10.00	\$0.00
Expenditure	Central Services-Workers Compensation	11000-2500-52720-0000-001047-1115-00000	\$0.00	\$0.00		11000-2500-52720-0000-001047-1115-00000	\$0.00	\$6.90
Expenditure	Central Services-Workers Compensation	11000-2500-52720-0000-001047-1220-00000	\$0.00	\$6.90		11000-2500-52720-0000-001047-1220-00000	\$0.00	\$0.00
Expenditure	Central Services-Professional Development	11000-2500-53330-0000-001047-0000-00000	\$250.00	\$0.00		11000-2500-53330-0000-001047-0000-00000	\$300.00	\$0.00
Expenditure	Central Services-Other Contract Services	11000-2500-55915-0000-001047-0000-00000	\$64,725.00	\$43,150.08 67%		11000-2500-55915-0000-001047-0000-00000	\$65,000.00	\$40,453.20 62%
Expenditure	Central Services-Software	11000-2500-56113-0000-001047-0000-00000	\$12,000.00	\$10,985.63 92%		11000-2500-56113-0000-001047-0000-00000	\$12,500.00	\$11,647.09 93%
Expenditure	Business & Support Services-Supply Assets	11000-2500-57332-0000-001047-0000-00000	\$0.00	\$0.00		11000-2500-57332-0000-001047-0000-00000	\$0.00	\$206.00
Expenditure	Operation & Maintenance of Plant-Salaries	11000-2600-51100-0000-001047-1614-00000	\$0.00	\$21,418.05		11000-2600-51100-0000-001047-1614-00000	\$35,621.00	\$36,177.45 102%
Expenditure	Operation & Maintenance of Plant-Salaries	11000-2600-51100-0000-001047-1615-00000	\$49,229.00	\$14,217.30 29%		11000-2600-51100-0000-001047-1615-00000	\$23,865.00	\$2,839.51 12%
Expenditure	Operation & Maintenance of Plant-Educational	11000-2600-52111-0000-001047-0000-00000	\$6,966.00	\$0.00		11000-2600-52111-0000-001047-0000-00000	\$8,389.00	\$0.00
Expenditure	Operation & Maintenance of Plant-Educational	11000-2600-52111-0000-001047-1614-00000	\$0.00	\$3,030.60		11000-2600-52111-0000-001047-1614-00000	\$0.00	\$5,480.85
Expenditure	Operation & Maintenance of Plant-Educational	11000-2600-52111-0000-001047-1615-00000	\$0.00	\$2,011.80		11000-2600-52111-0000-001047-1615-00000	\$0.00	\$0.00
Expenditure	Operation & Maintenance of Plant-ERA - Retiree Health	11000-2600-52112-0000-001047-0000-00000	\$985.00	\$0.00		11000-2600-52112-0000-001047-0000-00000	\$1,186.00	\$0.00
Expenditure	Operation & Maintenance of Plant-ERA - Retiree Health	11000-2600-52112-0000-001047-1614-00000	\$0.00	\$428.40		11000-2600-52112-0000-001047-1614-00000	\$0.00	\$723.60
Expenditure	Operation & Maintenance of Plant-ERA - Retiree Health	11000-2600-52112-0000-001047-1615-00000	\$0.00	\$284.40		11000-2600-52112-0000-001047-1615-00000	\$0.00	\$56.80
Expenditure	Operation & Maintenance of Plant-FICA Payments	11000-2600-52210-0000-001047-0000-00000	\$3,067.00	\$0.00		11000-2600-52210-0000-001047-0000-00000	\$4,000.00	\$0.00
Expenditure	Operation & Maintenance of Plant-FICA Payments	11000-2600-52210-0000-001047-1614-00000	\$0.00	\$1,327.95		11000-2600-52210-0000-001047-1614-00000	\$0.00	\$2,242.95
Expenditure	Operation & Maintenance of Plant-FICA Payments	11000-2600-52210-0000-001047-1615-00000	\$0.00	\$881.40		11000-2600-52210-0000-001047-1615-00000	\$0.00	\$176.04
Expenditure	Operation & Maintenance of Plant-Medicare	11000-2600-52220-0000-001047-0000-00000	\$718.00	\$0.00		11000-2600-52220-0000-001047-0000-00000	\$1,000.00	\$0.00
Expenditure	Operation & Maintenance of Plant-Medicare	11000-2600-52220-0000-001047-1614-00000	\$0.00	\$310.50		11000-2600-52220-0000-001047-1614-00000	\$0.00	\$524.55
Expenditure	Operation & Maintenance of Plant-Medicare	11000-2600-52220-0000-001047-1615-00000	\$0.00	\$206.10		11000-2600-52220-0000-001047-1615-00000	\$0.00	\$41.19
Expenditure	Operation & Maintenance of Plant-Health and	11000-2600-52311-0000-001047-0000-00000	\$4,260.00	\$0.00		11000-2600-52311-0000-001047-0000-00000	\$6,056.00	\$0.00
Expenditure	Operation & Maintenance of Plant-Health and	11000-2600-52311-0000-001047-1614-00000	\$0.00	\$0.00		11000-2600-52311-0000-001047-1614-00000	\$0.00	\$3,494.00
Expenditure	Operation & Maintenance of Plant-Health and	11000-2600-52311-0000-001047-1615-00000	\$0.00	\$3,473.82		11000-2600-52311-0000-001047-1615-00000	\$0.00	\$0.00
Expenditure	Operation & Maintenance of Plant-Life	11000-2600-52312-0000-001047-0000-00000	\$75.00	\$0.00		11000-2600-52312-0000-001047-0000-00000	\$100.00	\$0.00
Expenditure	Operation & Maintenance of Plant-Life	11000-2600-52312-0000-001047-1614-00000	\$0.00	\$35.25		11000-2600-52312-0000-001047-1614-00000	\$0.00	\$35.25
Expenditure	Operation & Maintenance of Plant-Dental	11000-2600-52313-0000-001047-0000-00000	\$425.00	\$0.00		11000-2600-52313-0000-001047-0000-00000	\$500.00	\$0.00
Expenditure	Operation & Maintenance of Plant-Dental	11000-2600-52313-0000-001047-1614-00000	\$0.00	\$128.70		11000-2600-52313-0000-001047-1614-00000	\$0.00	\$268.20
Expenditure	Operation & Maintenance of Plant-Dental	11000-2600-52313-0000-001047-1615-00000	\$0.00	\$145.89		11000-2600-52313-0000-001047-1615-00000	\$0.00	\$0.00
Expenditure	Operation & Maintenance of Plant-Vision	11000-2600-52314-0000-001047-0000-00000	\$90.00	\$0.00		11000-2600-52314-0000-001047-0000-00000	\$100.00	\$0.00
Expenditure	Operation & Maintenance of Plant-Vision	11000-2600-52314-0000-001047-1614-00000	\$0.00	\$28.20		11000-2600-52314-0000-001047-1614-00000	\$0.00	\$58.65
Expenditure	Operation & Maintenance of Plant-Vision	11000-2600-52314-0000-001047-1615-00000	\$0.00	\$31.89		11000-2600-52314-0000-001047-1615-00000	\$0.00	\$0.00
Expenditure	Operation & Maintenance of Plant-Disability	11000-2600-52315-0000-001047-0000-00000	\$0.00	\$0.00		11000-2600-52315-0000-001047-0000-00000	\$70.00	\$0.00
Expenditure	Operation & Maintenance of Plant-Disability	11000-2600-52315-0000-001047-1614-00000	\$0.00	\$40.80		11000-2600-52315-0000-001047-1614-00000	\$0.00	\$44.58
Expenditure	Operation & Maintenance of Plant-Unemployment	11000-2600-52500-0000-001047-0000-00000	\$150.00	\$0.00		11000-2600-52500-0000-001047-0000-00000	\$175.00	\$0.00
Expenditure	Operation & Maintenance of Plant-Unemployment	11000-2600-52511-0000-001047-1614-00000	\$0.00	\$48.06		11000-2600-52511-0000-001047-1614-00000	\$0.00	\$94.69
Expenditure	Operation & Maintenance of Plant-Unemployment	11000-2600-52511-0000-001047-1615-00000	\$0.00	\$46.95		11000-2600-52511-0000-001047-1615-00000	\$0.00	\$9.37
Expenditure	Operation & Maintenance of Plant-Workers	11000-2600-52720-0000-001047-0000-00000	\$30.00	\$0.00		11000-2600-52720-0000-001047-0000-00000	\$21.00	\$0.00
Expenditure	Operation & Maintenance of Plant-Workers	11000-2600-52720-0000-001047-1614-00000	\$0.00	\$6.90		11000-2600-52720-0000-001047-1614-00000	\$0.00	\$13.80
Expenditure	Operation & Maintenance of Plant-Workers	11000-2600-52720-0000-001047-1615-00000	\$0.00	\$6.90		11000-2600-52720-0000-001047-1615-00000	\$0.00	\$6.90
Expenditure	Operation & Maintenance of Plant-Electricity	11000-2600-54411-0000-001047-0000-00000	\$37,500.00	\$15,702.84 42%		11000-2600-54411-0000-001047-0000-00000	\$40,000.00	\$23,708.92 59%
Expenditure	Operation & Maintenance of Plant-Natural Gas (Buildings)	11000-2600-54412-0000-001047-0000-00000	\$9,000.00	\$6,982.92 77%		11000-2600-54412-0000-001047-0000-00000	\$20,000.00	\$10,412.35 52%
Expenditure	Operation & Maintenance of Plant-Water/Sewage	11000-2600-54415-0000-001047-0000-00000	\$40,000.00	\$21,805.29 54%		11000-2600-54415-0000-001047-0000-00000	\$45,000.00	\$25,098.15 56%
Expenditure	Operation & Maintenance of Plant-	11000-2600-55200-0000-001047-0000-00000	\$62,897.00	\$62,767.00 100%		11000-2600-55200-0000-001047-0000-00000	\$65,000.00	\$66,989.00 103%
Expenditure	Operation & Maintenance of Plant-Other Contract	11000-2600-55915-0000-001047-0000-00000	\$90,000.00	\$7,170.11 8%		11000-2600-55915-0000-001047-0000-00000	\$218,002.00	\$6,522.16 3%
Expenditure	Operation & Maintenance of Plant-Software	11000-2600-56113-0000-001047-0000-00000	\$0.00	\$0.00		11000-2600-56113-0000-001047-0000-00000	\$2,000.00	\$0.00
Expenditure	Operation & Maintenance of Plant-General	11000-2600-56118-0000-001047-0000-00000	\$13,000.00	\$5,725.56 44%		11000-2600-56118-0000-001047-0000-00000	\$30,000.00	\$6,753.00 23%
Expenditure	Operation & Maintenance of Plant-Gasoline	11000-2600-56211-0000-001047-0000-00000	\$0.00	\$36.03		11000-2600-56211-0000-001047-0000-00000	\$1,000.00	\$274.89 27%
Expenditure	Operation & Maintenance of Plant-Fixed Assets (More Than \$5,000)	11000-2600-57331-0000-001047-0000-00000	\$0.00	\$0.00		11000-2600-57331-0000-001047-0000-00000	\$5,000.00	\$0.00
Expenditure	Operation/Maintenance Of Plant-Supply Assets (\$1000 Or Less)	11000-2600-57332-0000-001047-0000-00000	\$0.00	\$1,348.36		11000-2600-57332-0000-001047-0000-00000	\$26,000.00	\$1,836.27 7%
Expenditure	Food Services Operations-Salaries Expense	11000-3100-51100-0000-001047-1617-00000	\$56,321.00	\$0.00		11000-3100-51100-0000-001047-1617-00000	\$0.00	\$0.00
Expenditure	Food Services Operations-General Supplies and Materials	11000-3100-56118-0000-001047-0000-00000	\$0.00	\$0.00		11000-3100-56118-0000-001047-0000-00000	\$1,000.00	\$29.75 3%
Expenditure	Food Services Operations-Supply Assets (\$5,000	11000-3100-57332-0000-001047-0000-00000	\$0.00	\$81.32		11000-3100-57332-0000-001047-0000-00000	\$500.00	\$0.00

Fund Balance/Retained Earnings	Unreserved Fund Balance	11000-0000-32300-0000-001047-0000-00000	(\$198,579.73)	(\$198,579.73)	100%	11000-0000-32300-0000-001047-0000-00000	(\$415,841.55)	(\$415,841.55)	100%
Fund									
21000									
Account Type	Account Description	FY2021 Account	FY2021 Budget	FY2021 Actuals	FY2021 %	FY2022 Account	FY2022 Budget	FY2022 Actuals	FY2022 %
Revenue	Fees - Students/Food Services	21000-0000-41604-0000-001047-0000-00000	\$0.00	(\$747.56)		21000-0000-41604-0000-001047-0000-00000	(\$1,000.00)	(\$126.00)	13%
Revenue	Refund of Prior Year's Expenditures	21000-0000-41980-0000-001047-0000-00000	\$0.00	\$0.00		21000-0000-41980-0000-001047-0000-00000	\$0.00	(\$5.25)	
Revenue	Restricted Grants From the Federal Government Through the State	21000-0000-44500-0000-001047-0000-00000	(\$120,000.00)	(\$13,451.58)	11%	21000-0000-44500-0000-001047-0000-00000	(\$60,000.00)	(\$109,255.05)	182%
Expenditure	Food Services Operations-Salaries Expense	21000-3100-51100-0000-001047-1617-00000	\$56,332.00	\$13,069.70	23%	21000-3100-51100-0000-001047-1617-00000	\$25,000.00	\$15,960.00	64%
Expenditure	Food Services Operations-Educational Retirement	21000-3100-52111-0000-001047-0000-00000	\$7,971.00	\$0.00		21000-3100-52111-0000-001047-0000-00000	\$0.00	\$0.00	
Expenditure	Food Services Operations-Educational Retirement	21000-3100-52111-0000-001047-1617-00000	\$0.00	\$1,849.40		21000-3100-52111-0000-001047-1617-00000	\$0.00	\$2,417.94	
Expenditure	Food Services Operations-ERA - Retiree Health	21000-3100-52112-0000-001047-0000-00000	\$1,127.00	\$0.00		21000-3100-52112-0000-001047-0000-00000	\$0.00	\$0.00	
Expenditure	Food Services Operations-ERA - Retiree Health	21000-3100-52112-0000-001047-1617-00000	\$0.00	\$261.38		21000-3100-52112-0000-001047-1617-00000	\$0.00	\$319.20	
Expenditure	Food Services Operations-FICA Payments	21000-3100-52210-0000-001047-0000-00000	\$3,380.00	\$0.00		21000-3100-52210-0000-001047-0000-00000	\$0.00	\$0.00	
Expenditure	Food Services Operations-FICA Payments	21000-3100-52210-0000-001047-1617-00000	\$0.00	\$810.32		21000-3100-52210-0000-001047-1617-00000	\$0.00	\$989.52	
Expenditure	Food Services Operations-Medicare Payments	21000-3100-52220-0000-001047-0000-00000	\$1,690.00	\$0.00		21000-3100-52220-0000-001047-0000-00000	\$0.00	\$0.00	
Expenditure	Food Services Operations-Medicare Payments	21000-3100-52220-0000-001047-1617-00000	\$0.00	\$189.56		21000-3100-52220-0000-001047-1617-00000	\$0.00	\$231.42	
Expenditure	Food Services Operations-Health and Medical Premiums	21000-3100-52311-0000-001047-0000-00000	\$4,500.00	\$0.00		21000-3100-52311-0000-001047-0000-00000	\$0.00	\$0.00	
Expenditure	Food Services Operations-Life	21000-3100-52312-0000-001047-1617-00000	\$0.00	\$32.90		21000-3100-52312-0000-001047-1617-00000	\$0.00	\$32.90	
Expenditure	Food Services Operations-Unemployment Insurance Premium	21000-3100-52511-0000-001047-1617-00000	\$0.00	\$43.12		21000-3100-52511-0000-001047-1617-00000	\$0.00	\$52.64	
Expenditure	Food Services Operations-Workers Compensation Employee's Fee	21000-3100-52720-0000-001047-1617-00000	\$0.00	\$6.90		21000-3100-52720-0000-001047-1617-00000	\$0.00	\$6.90	
Expenditure	Food Services Operations-Food	21000-3100-56116-0000-001047-0000-00000	\$75,000.00	\$9,709.34	13%	21000-3100-56116-0000-001047-0000-00000	\$63,077.41	\$38,919.69	62%
Expenditure	Food Services Operations-Non-Food	21000-3100-56117-0000-001047-0000-00000				21000-3100-56117-0000-001047-0000-00000	\$2,000.00	\$0.00	
Expenditure	Food Services Operations-General Supplies and Materials	21000-3100-56118-0000-001047-0000-00000	\$5,000.00	\$1,819.67	36%	21000-3100-56118-0000-001047-0000-00000	\$0.00	\$968.56	
Fund Balance/Retained Earnings	Unreserved Fund Balance	21000-0000-32300-0000-001047-0000-00000	(\$35,000.00)	(\$43,254.81)	124%	21000-0000-32300-0000-001047-0000-00000	(\$29,077.41)	(\$29,077.41)	100%
Fund									
23000									
Account Type	Account Description	FY2021 Account	FY2021 Budget	FY2021 Actuals	FY2021 %	FY2022 Account	FY2022 Budget	FY2022 Actuals	FY2022 %
Revenue	Fees Users	23000-0000-41705-0000-001047-0000-00000	(\$69,232.00)	\$0.00		23000-0000-41705-0000-001047-0000-00000	(\$130,000.00)	\$0.00	
Revenue	Fees Users Office Activities	23000-0000-41705-0000-001047-0000-00100	\$0.00	(\$21,948.22)		23000-0000-41705-0000-001047-0000-00100	\$0.00	(\$14,062.29)	
Revenue	Fees Users HS Student Council Activities	23000-0000-41705-0000-001047-0000-00102	\$0.00	(\$389.85)		23000-0000-41705-0000-001047-0000-00102	\$0.00	(\$4,228.99)	
Revenue	Fees Users	23000-0000-41705-0000-001047-0000-00103	\$0.00	(\$2,585.00)		23000-0000-41705-0000-001047-0000-00103	\$0.00	(\$812.50)	
Revenue	Fees Users Year Book Activities	23000-0000-41705-0000-001047-0000-00104	\$0.00	(\$14,358.05)		23000-0000-41705-0000-001047-0000-00104	\$0.00	(\$18,597.50)	
Revenue	Fees Users Dance Activities	23000-0000-41705-0000-001047-0000-00106	\$0.00	(\$5,644.97)		23000-0000-41705-0000-001047-0000-00106	\$0.00	(\$1,392.50)	
Revenue	Fees Users	23000-0000-41705-0000-001047-0000-00107	\$0.00	(\$4,762.50)		23000-0000-41705-0000-001047-0000-00107	\$0.00	(\$1,284.10)	
Revenue	Fees Users	23000-0000-41705-0000-001047-0000-00108	\$0.00	(\$695.00)		23000-0000-41705-0000-001047-0000-00108	\$0.00	(\$1,179.00)	
Revenue	Fees Users	23000-0000-41705-0000-001047-0000-00109	\$0.00	\$0.00		23000-0000-41705-0000-001047-0000-00109	\$0.00	(\$10.00)	
Revenue	Fees Users	23000-0000-41705-0000-001047-0000-00111	\$0.00	(\$1,425.00)		23000-0000-41705-0000-001047-0000-00111	\$0.00	(\$927.10)	
Revenue	Fees Users	23000-0000-41705-0000-001047-0000-00113	\$0.00	(\$2,287.80)		23000-0000-41705-0000-001047-0000-00113	\$0.00	(\$1,563.27)	
Revenue	Fees Users	23000-0000-41705-0000-001047-0000-00116	\$0.00	(\$2,200.50)		23000-0000-41705-0000-001047-0000-00116	\$0.00	(\$1,097.50)	
Revenue	Fees Users	23000-0000-41705-0000-001047-0000-00118	\$0.00	(\$1,550.00)		23000-0000-41705-0000-001047-0000-00118	\$0.00	(\$1,111.20)	
Revenue	Fees Users	23000-0000-41705-0000-001047-0000-00119	\$0.00	(\$4,056.47)		23000-0000-41705-0000-001047-0000-00119	\$0.00	(\$2,307.81)	
Revenue	Fees Users	23000-0000-41705-0000-001047-0000-00121	\$0.00	\$0.00		23000-0000-41705-0000-001047-0000-00121	\$0.00	(\$3,974.50)	
Revenue	Fees Users	23000-0000-41705-0000-001047-0000-00122	\$0.00	(\$535.00)		23000-0000-41705-0000-001047-0000-00122	\$0.00	(\$421.00)	
Revenue	Fees Users	23000-0000-41705-0000-001047-0000-00125	\$0.00	(\$1,746.00)		23000-0000-41705-0000-001047-0000-00125	\$0.00	(\$1,731.00)	
Revenue	Fees Users Senior/Graduation	23000-0000-41705-0000-001047-0000-00128	\$0.00	(\$2,892.50)		23000-0000-41705-0000-001047-0000-00128	\$0.00	(\$3,165.50)	
Revenue	Fees Users	23000-0000-41705-0000-001047-0000-00134	\$0.00	\$0.00		23000-0000-41705-0000-001047-0000-00134	\$0.00	(\$250.00)	
Revenue	Fees Users	23000-0000-41705-0000-001047-0000-00135	\$0.00	(\$20.00)		23000-0000-41705-0000-001047-0000-00135	\$0.00	(\$360.00)	
Revenue	Fees Users	23000-0000-41705-0000-001047-0000-00138	\$0.00	(\$24.15)		23000-0000-41705-0000-001047-0000-00138	\$0.00	(\$2,814.00)	
Revenue	Fees Users National Honor Society	23000-0000-41705-0000-001047-0000-00140	\$0.00	\$0.00		23000-0000-41705-0000-001047-0000-00140	\$0.00	(\$2,337.76)	
Revenue	Fees Users National Junior Honor Society	23000-0000-41705-0000-001047-0000-00148	\$0.00	\$0.00		23000-0000-41705-0000-001047-0000-00148	\$0.00	(\$3,396.50)	
Revenue	Fees Users Boys' Club	23000-0000-41705-0000-001047-0000-00150	\$0.00	(\$200.00)		23000-0000-41705-0000-001047-0000-00150	\$0.00	\$0.00	
Revenue	Fees Users GSA Club (Gender and Sexuality Alliance)	23000-0000-41705-0000-001047-0000-00151	\$0.00	\$0.00		23000-0000-41705-0000-001047-0000-00151	\$0.00	(\$144.00)	
Revenue	Refund of Prior Year's Expenditures-HS Student Council Activities	23000-0000-41980-0000-001047-0000-00102	\$0.00	(\$500.00)		23000-0000-41980-0000-001047-0000-00102	\$0.00	\$0.00	
Revenue	Refund of Prior Year's Expenditures-Dance Activity	23000-0000-41980-0000-001047-0000-00103	\$0.00	\$0.00		23000-0000-41980-0000-001047-0000-00103	\$0.00	(\$33.98)	
Revenue	Refund of Prior Year's Expenditures-Film Activities	23000-0000-41980-0000-001047-0000-00119				23000-0000-41980-0000-001047-0000-00119	\$0.00	(\$50.00)	

Expenditure	Instruction-General Supplies and Materials	23000-1000-56118-1010-001047-0000-00000	\$169,232.00	\$334.68	0%	23000-1000-56118-1010-001047-0000-00000	\$111,693.17	\$179.74	0%
Expenditure	Instruction-General Supplies and Materials	23000-1000-56118-1010-001047-0000-00100	\$20,495.29	\$8,197.06	40%	23000-1000-56118-1010-001047-0000-00100	\$50,252.35	\$9,298.55	19%
Expenditure	Instruction-General Supplies and Materials	23000-1000-56118-1010-001047-0000-00102	\$9,887.97	\$908.97	9%	23000-1000-56118-1010-001047-0000-00102	\$8,263.93	\$1,150.79	14%
Expenditure	Instruction-General Supplies and Materials	23000-1000-56118-1010-001047-0000-00103	\$6,557.79	\$2,677.41	41%	23000-1000-56118-1010-001047-0000-00103	\$38,854.18	\$2,842.99	7%
Expenditure	Instruction-General Supplies and Materials	23000-1000-56118-1010-001047-0000-00104	\$0.00	\$6,621.40		23000-1000-56118-1010-001047-0000-00104	\$8,071.13	\$10,669.70	132%
Expenditure	Instruction-General Supplies and Materials	23000-1000-56118-1010-001047-0000-00106	\$0.00	\$1,178.09		23000-1000-56118-1010-001047-0000-00106	\$12,707.22	\$3,118.06	25%
Expenditure	Instruction-General Supplies and Materials	23000-1000-56118-1010-001047-0000-00107	\$0.00	\$374.00		23000-1000-56118-1010-001047-0000-00107	\$9,981.68	\$621.13	6%
Expenditure	Instruction-General Supplies and Materials	23000-1000-56118-1010-001047-0000-00108	\$0.00	\$566.21		23000-1000-56118-1010-001047-0000-00108	\$1,111.16	\$51.00	5%
Expenditure	Instruction-General Supplies and Materials	23000-1000-56118-1010-001047-0000-00109	\$0.00	\$0.00		23000-1000-56118-1010-001047-0000-00109	\$906.64	\$129.61	14%
Expenditure	Instruction-General Supplies and Materials	23000-1000-56118-1010-001047-0000-00111	\$0.00	\$297.00		23000-1000-56118-1010-001047-0000-00111	\$2,916.12	\$1,451.56	50%
Expenditure	Instruction-General Supplies and Materials	23000-1000-56118-1010-001047-0000-00113	\$0.00	\$496.00		23000-1000-56118-1010-001047-0000-00113	\$5,433.88	\$1,046.12	19%
Expenditure	Instruction-General Supplies and Materials-Science	23000-1000-56118-1010-001047-0000-00116	\$0.00	\$350.89		23000-1000-56118-1010-001047-0000-00116	\$6,853.75	\$1,418.51	21%
Expenditure	Instruction-General Supplies and Materials	23000-1000-56118-1010-001047-0000-00118	\$0.00	\$66.10		23000-1000-56118-1010-001047-0000-00118	\$4,101.49	\$1,441.61	35%
Expenditure	Instruction-General Supplies and Materials	23000-1000-56118-1010-001047-0000-00119	\$0.00	\$1,202.92		23000-1000-56118-1010-001047-0000-00119	\$2,273.76	\$5,326.20	234%
Expenditure	Instruction-General Supplies and Materials	23000-1000-56118-1010-001047-0000-00121	\$0.00	\$0.00		23000-1000-56118-1010-001047-0000-00121	\$1,525.46	\$5,257.65	345%
Expenditure	Instruction-General Supplies and Materials-Piano	23000-1000-56118-1010-001047-0000-00122	\$0.00	\$0.00		23000-1000-56118-1010-001047-0000-00122	\$4,056.25	\$0.00	
Expenditure	Instruction-General Supplies and Materials-Snacks	23000-1000-56118-1010-001047-0000-00124	\$0.00	\$0.00		23000-1000-56118-1010-001047-0000-00124	\$1,564.17	\$0.00	
Expenditure	Instruction-General Supplies and Materials-	23000-1000-56118-1010-001047-0000-00125	\$0.00	\$1,885.00		23000-1000-56118-1010-001047-0000-00125	\$2,422.98	\$0.00	
Expenditure	Instruction-General Supplies and Materials-On-	23000-1000-56118-1010-001047-0000-00126	\$0.00	\$0.00		23000-1000-56118-1010-001047-0000-00126	\$718.77	\$0.00	
Expenditure	Instruction-General Supplies and Materials-Sanitary Construction	23000-1000-56118-1010-001047-0000-00128	\$0.00	\$3,139.25		23000-1000-56118-1010-001047-0000-00128	\$1,291.31	\$3,249.56	252%
Expenditure	Instruction-General Supplies and Materials-	23000-1000-56118-1010-001047-0000-00130	\$0.00	\$0.00		23000-1000-56118-1010-001047-0000-00130	\$1,259.15	\$312.50	25%
Expenditure	Instruction-General Supplies and Materials-	23000-1000-56118-1010-001047-0000-00131	\$0.00	\$0.00		23000-1000-56118-1010-001047-0000-00131	\$429.99	\$0.00	
Expenditure	Instruction-General Supplies and Materials-LBGTO	23000-1000-56118-1010-001047-0000-00133	\$0.00	\$0.00		23000-1000-56118-1010-001047-0000-00133	\$119.68	\$56.69	47%
Expenditure	Instruction-General Supplies and Materials-Dance	23000-1000-56118-1010-001047-0000-00134	\$0.00	\$14.98		23000-1000-56118-1010-001047-0000-00134	\$3,455.01	\$50.00	1%
Expenditure	Instruction-General Supplies and Materials-T-Shirt	23000-1000-56118-1010-001047-0000-00135	\$0.00	\$0.00		23000-1000-56118-1010-001047-0000-00135	\$1,739.04	\$1,752.00	101%
Expenditure	Instruction-General Supplies and Materials-	23000-1000-56118-1010-001047-0000-00136	\$0.00	\$0.00		23000-1000-56118-1010-001047-0000-00136	(\$666.60)	\$0.00	
Expenditure	Instruction-General Supplies and Materials-	23000-1000-56118-1010-001047-0000-00137	\$0.00	\$0.00		23000-1000-56118-1010-001047-0000-00137	\$455.00	\$0.00	
Expenditure	Instruction-General Supplies and Materials-	23000-1000-56118-1010-001047-0000-00138	\$0.00	\$0.00		23000-1000-56118-1010-001047-0000-00138	\$720.12	\$320.57	45%
Expenditure	Instruction-General Supplies and Materials-Sean	23000-1000-56118-1010-001047-0000-00139	\$0.00	\$0.00		23000-1000-56118-1010-001047-0000-00139	\$2,287.15	\$0.00	
Expenditure	Instruction-General Supplies and Materials-	23000-1000-56118-1010-001047-0000-00140	\$0.00	\$628.36		23000-1000-56118-1010-001047-0000-00140	\$627.78	\$1,861.64	297%
Expenditure	Instruction-General Supplies and Materials-	23000-1000-56118-1010-001047-0000-00141	\$0.00	\$0.00		23000-1000-56118-1010-001047-0000-00141	\$50.00	\$0.00	
Expenditure	Instruction-General Supplies and Materials-	23000-1000-56118-1010-001047-0000-00143	\$0.00	\$0.00		23000-1000-56118-1010-001047-0000-00143	\$73.38	\$0.00	
Expenditure	Instruction-General Supplies and Materials-Dual	23000-1000-56118-1010-001047-0000-00144	\$0.00	\$0.00		23000-1000-56118-1010-001047-0000-00144	\$325.75	\$0.00	
Expenditure	Instruction-General Supplies and Materials-Music Teachers	23000-1000-56118-1010-001047-0000-00145	\$0.00	\$0.00		23000-1000-56118-1010-001047-0000-00145	\$32.16	\$0.00	
Expenditure	Instruction-General Supplies and Materials-	23000-1000-56118-1010-001047-0000-00146	\$0.00	\$0.00		23000-1000-56118-1010-001047-0000-00146	\$1.24	\$0.00	
Expenditure	Instruction-General Supplies and Materials-PAPA Assistance Fund	23000-1000-56118-1010-001047-0000-00147	\$0.00	\$0.00		23000-1000-56118-1010-001047-0000-00147	\$20.00	\$0.00	
Expenditure	Instruction-General Supplies and Materials-	23000-1000-56118-1010-001047-0000-00148	\$0.00	\$0.00		23000-1000-56118-1010-001047-0000-00148	\$744.33	\$1,354.38	182%
Expenditure	Instruction-General Supplies and Materials-Art To	23000-1000-56118-1010-001047-0000-00149	\$0.00	\$0.00		23000-1000-56118-1010-001047-0000-00149	(\$157.46)	\$0.00	
Expenditure	Instruction-General Supplies and Materials-Poetry	23000-1000-56118-1010-001047-0000-00150	\$0.00	\$0.00		23000-1000-56118-1010-001047-0000-00150	\$561.76	\$0.00	
Expenditure	Instruction-General Supplies and Materials-GSA Club (Gender and Specialty Alliance)	23000-1000-56118-1010-001047-0000-00151	\$0.00	\$0.00		23000-1000-56118-1010-001047-0000-00151	\$2,749.44	\$0.00	
Expenditure	Instruction-General Supplies and Materials-Art	23000-1000-56118-1010-001047-0000-00152	\$0.00	\$0.00		23000-1000-56118-1010-001047-0000-00152	\$48.00	\$0.00	
Expenditure	Instruction-General Supplies and Materials-Music	23000-1000-56118-1010-001047-0000-00153	\$0.00	\$0.00		23000-1000-56118-1010-001047-0000-00153	\$370.00	\$0.00	
Fund Balance/Retained Earnings	Unreserved Fund Balance	23000-0000-32300-0000-001047-0000-00000	(\$136,941.05)	(\$136,941.05)	100%	23000-0000-32300-0000-001047-0000-00000	(\$159,844.32)	(\$159,844.32)	100%

Account Type	Account Description	FY2021 Account	FY2021 Budget	FY2021 Actuals	FY2021 %	FY2022 Account	FY2022 Budget	FY2022 Actuals	FY2022 %
Revenue	District Flowthrough Grants	24106-0000-41924-0000-001047-0000-00000	(\$103,458.00)	(\$24,809.24)	24%	24106-0000-41924-0000-001047-0000-00000	(\$90,576.00)	\$0.00	
Revenue	Refund of Prior Year's Expenditures	24106-0000-41980-0000-001047-0000-00000	\$0.00	(\$54,299.24)		24106-0000-41980-0000-001047-0000-00000	\$0.00	\$0.00	
Expenditure	Instruction-Salaries Expense	24106-1000-51100-2000-001047-1412-00000	\$47,720.05	\$25,247.01	53%	24106-1000-51100-2000-001047-1412-00000	\$48,436.00	\$19,237.54	40%
Expenditure	Instruction-Educational Retirement	24106-1000-52111-0000-001047-0000-00000	\$0.00	\$0.00		24106-1000-52111-0000-001047-0000-00000	\$6,854.00	\$0.00	
Expenditure	Instruction-Educational Retirement	24106-1000-52111-2000-001047-1412-00000	\$6,359.80	\$3,179.90	50%	24106-1000-52111-2000-001047-1412-00000	\$0.00	\$2,914.52	
Expenditure	Instruction-ERA - Retiree Health	24106-1000-52112-0000-001047-0000-00000	\$0.00	\$0.00		24106-1000-52112-0000-001047-0000-00000	\$969.00	\$0.00	
Expenditure	Instruction-ERA - Retiree Health	24106-1000-52112-2000-001047-1412-00000	\$1,078.79	\$629.29	58%	24106-1000-52112-2000-001047-1412-00000	\$0.00	\$384.72	
Expenditure	Instruction-FICA Payments	24106-1000-52210-0000-001047-0000-00000	\$0.00	\$0.00		24106-1000-52210-0000-001047-0000-00000	\$2,906.00	\$0.00	
Expenditure	Instruction-FICA Payments	24106-1000-52210-2000-001047-1412-00000	\$2,844.90	\$1,660.40	58%	24106-1000-52210-2000-001047-1412-00000	\$0.00	\$1,009.76	
Expenditure	Instruction-Medicare Payments	24106-1000-52220-0000-001047-0000-00000	\$0.00	\$0.00		24106-1000-52220-0000-001047-0000-00000	\$675.00	\$0.00	
Expenditure	Instruction-Medicare Payments	24106-1000-52220-2000-001047-1412-00000	\$665.51	\$398.41	58%	24106-1000-52220-2000-001047-1412-00000	\$0.00	\$236.18	
Expenditure	Instruction-Health and Medical Premiums	24106-1000-52311-0000-001047-0000-00000	\$0.00	\$0.00		24106-1000-52311-0000-001047-0000-00000	\$12,169.00	\$0.00	
Expenditure	Instruction-Health and Medical Premiums	24106-1000-52311-2000-001047-1412-00000	\$11,480.30	\$6,675.70	58%	24106-1000-52311-2000-001047-1412-00000	\$0.00	\$4,218.95	
Expenditure	Instruction-Life	24106-1000-52312-0000-001047-0000-00000	\$0.00	\$0.00		24106-1000-52312-0000-001047-0000-00000	\$50.00	\$0.00	
Expenditure	Instruction-Life	24106-1000-52312-2000-001047-1412-00000	\$46.34	\$27.04	58%	24106-1000-52312-2000-001047-1412-00000	\$0.00	\$16.23	
Expenditure	Instruction-Dental	24106-1000-52313-0000-001047-0000-00000	\$0.00	\$0.00		24106-1000-52313-0000-001047-0000-00000	\$510.00	\$0.00	

Expenditure	Instruction-Dental	24106-1000-52313-2000-001047-1412-00000	\$507.29	\$295.99	58%	24106-1000-52313-2000-001047-1412-00000	\$0.00	\$177.93	
Expenditure	Instruction-Vision	24106-1000-52314-0000-001047-0000-00000	\$0.00	\$0.00		24106-1000-52314-0000-001047-0000-00000	\$95.00	\$0.00	
Expenditure	Instruction-Vision	24106-1000-52314-2000-001047-1412-00000	\$90.76	\$53.03	58%	24106-1000-52314-2000-001047-1412-00000	\$0.00	\$31.89	
Expenditure	Instruction-Disability	24106-1000-52315-0000-001047-0000-00000	\$0.00	\$0.00		24106-1000-52315-0000-001047-0000-00000	\$100.00	\$0.00	
Expenditure	Instruction-Disability	24106-1000-52315-2000-001047-1412-00000	\$98.91	\$63.47	64%	24106-1000-52315-2000-001047-1412-00000	\$0.00	\$42.81	
Expenditure	Instruction-Unemployment Compensation	24106-1000-52500-0000-001047-0000-00000	\$0.00	\$0.00		24106-1000-52500-0000-001047-0000-00000	\$110.00	\$0.00	
Expenditure	Instruction-Unemployment Insurance Premium	24106-1000-52511-2000-001047-1412-00000	\$70.11	\$29.68	42%	24106-1000-52511-2000-001047-1412-00000	\$0.00	\$18.15	
Expenditure	Instruction-Workers Compensation Employer's Fee	24106-1000-52720-0000-001047-0000-00000	\$0.00	\$0.00		24106-1000-52720-0000-001047-0000-00000	\$10.00	\$0.00	
Expenditure	Instruction-Workers Compensation Employer's Fee	24106-1000-52720-2000-001047-1412-00000	\$9.47	\$5.69	60%	24106-1000-52720-2000-001047-1412-00000	\$0.00	\$3.43	
Expenditure	Support Services-Students-Salaries Expense-	24106-2100-51100-2000-001047-1214-00000	\$25,992.96	\$15,162.56	58%	24106-2100-51100-2000-001047-1214-00000	\$14,956.00	\$15,390.06	103%
Expenditure	Support Services-Students-Educational Retirement	24106-2100-52111-0000-001047-0000-00000	\$0.00	\$0.00		24106-2100-52111-0000-001047-0000-00000	\$1,655.00	\$0.00	
Expenditure	Support Services-Students-Educational	24106-2100-52111-2000-001047-1214-00000	\$3,678.00	\$2,145.50	58%	24106-2100-52111-2000-001047-1214-00000	\$0.00	\$2,331.57	
Expenditure	Support Services-Students-ERA - Retiree Health	24106-2100-52112-0000-001047-0000-00000	\$0.00	\$0.00		24106-2100-52112-0000-001047-0000-00000	\$234.00	\$0.00	
Expenditure	Support Services-Students-ERA - Retiree Health-	24106-2100-52112-2000-001047-1214-00000	\$519.84	\$303.24	58%	24106-2100-52112-2000-001047-1214-00000	\$0.00	\$307.78	
Expenditure	Support Services-Students-FICA Payments	24106-2100-52210-0000-001047-0000-00000	\$0.00	\$0.00		24106-2100-52210-0000-001047-0000-00000	\$702.00	\$0.00	
Expenditure	Support Services-Students-FICA Payments-	24106-2100-52210-2000-001047-1214-00000	\$1,611.60	\$940.10	58%	24106-2100-52210-2000-001047-1214-00000	\$0.00	\$954.24	
Expenditure	Support Services-Students-Medicare Payments	24106-2100-52220-0000-001047-0000-00000	\$0.00	\$0.00		24106-2100-52220-0000-001047-0000-00000	\$145.00	\$0.00	
Expenditure	Support Services-Students-Medicare Payments-	24106-2100-52220-2000-001047-1214-00000	\$376.80	\$219.80	58%	24106-2100-52220-2000-001047-1214-00000	\$0.00	\$223.16	
Expenditure	Support Services-Students-Life-	24106-2100-52312-2000-001047-1214-00000	\$22.56	\$13.16	58%	24106-2100-52312-2000-001047-1214-00000	\$0.00	\$13.09	
Expenditure	Support Services-Students-Dental-	24106-2100-52313-2000-001047-1214-00000	\$246.24	\$143.64	58%	24106-2100-52313-2000-001047-1214-00000	\$0.00	\$142.87	
Expenditure	Support Services-Students-Unemployment	24106-2100-52511-2000-001047-1214-00000	\$34.09	\$14.32	42%	24106-2100-52511-2000-001047-1214-00000	\$0.00	\$14.52	
Expenditure	Support Services-Students-Workers	24106-2100-52720-2000-001047-1214-00000	\$3.68	\$2.76	75%	24106-2100-52720-2000-001047-1214-00000	\$0.00	\$2.74	
Fund Balance/Retained Earnings	Unreserved Fund Balance	24106-0000-32300-0000-001047-0000-00000	\$0.00	\$54,299.24		24106-0000-32300-0000-001047-0000-00000	\$0.00	\$0.00	

Fund

24154

Account Type	Account Description	FY2021 Account	FY2021 Budget	FY2021 Actuals	FY2021 %	FY2022 Account	FY2022 Budget	FY2022 Actuals	FY2022 %
Revenue	District Flowthrough Grants	24154-0000-41924-0000-001047-0000-00000	(\$19,360.00)	\$0.00		24154-0000-41924-0000-001047-0000-00000	(\$19,967.00)	\$0.00	
Revenue	Refund of Prior Year's Expenditures	24154-0000-41980-0000-001047-0000-00000	\$0.00	(\$15,787.91)		24154-0000-41980-0000-001047-0000-00000	\$0.00	(\$15,217.11)	
Expenditure	Instruction-Additional Compensation	24154-1000-51300-1010-001047-1411-00000	\$0.00	\$3,433.63		24154-1000-51300-1010-001047-1411-00000	\$8,000.00	\$333.30	4%
Expenditure	Instruction-Educational Retirement	24154-1000-52111-0000-001047-0000-00000	\$0.00	\$0.00		24154-1000-52111-0000-001047-0000-00000	\$1,132.00	\$0.00	
Expenditure	Instruction-Educational Retirement	24154-1000-52111-1010-001047-1411-00000	\$0.00	\$485.98		24154-1000-52111-1010-001047-1411-00000	\$0.00	\$50.50	
Expenditure	Instruction-ERA - Retiree Health	24154-1000-52112-0000-001047-0000-00000	\$0.00	\$0.00		24154-1000-52112-0000-001047-0000-00000	\$160.00	\$0.00	
Expenditure	Instruction-ERA - Retiree Health	24154-1000-52112-1010-001047-1411-00000	\$0.00	\$68.13		24154-1000-52112-1010-001047-1411-00000	\$0.00	\$6.70	
Expenditure	Instruction-FICA Payments	24154-1000-52210-0000-001047-0000-00000	\$0.00	\$0.00		24154-1000-52210-0000-001047-0000-00000	\$467.00	\$0.00	
Expenditure	Instruction-FICA Payments	24154-1000-52210-1010-001047-1411-00000	\$0.00	\$203.53		24154-1000-52210-1010-001047-1411-00000	\$0.00	\$20.25	
Expenditure	Instruction-Medicare Payments	24154-1000-52220-0000-001047-0000-00000	\$0.00	\$0.00		24154-1000-52220-0000-001047-0000-00000	\$110.00	\$0.00	
Expenditure	Instruction-Medicare Payments	24154-1000-52220-1010-001047-1411-00000	\$0.00	\$48.02		24154-1000-52220-1010-001047-1411-00000	\$0.00	\$4.70	
Expenditure	Instruction-Health and Medical Premiums	24154-1000-52311-0000-001047-0000-00000	\$0.00	\$0.00		24154-1000-52311-0000-001047-0000-00000	\$750.00	\$0.00	
Expenditure	Instruction-Health and Medical Premiums	24154-1000-52311-1010-001047-1411-00000	\$0.00	\$327.39		24154-1000-52311-1010-001047-1411-00000	\$0.00	\$25.60	
Expenditure	Instruction-Life	24154-1000-52312-0000-001047-0000-00000	\$0.00	\$0.00		24154-1000-52312-0000-001047-0000-00000	\$8.00	\$0.00	
Expenditure	Instruction-Life	24154-1000-52312-1010-001047-1411-00000	\$0.00	\$3.92		24154-1000-52312-1010-001047-1411-00000	\$0.00	\$0.40	
Expenditure	Instruction-Dental	24154-1000-52313-0000-001047-0000-00000	\$0.00	\$0.00		24154-1000-52313-0000-001047-0000-00000	\$38.00	\$0.00	
Expenditure	Instruction-Dental	24154-1000-52313-1010-001047-1411-00000	\$0.00	\$15.93		24154-1000-52313-1010-001047-1411-00000	\$0.00	\$1.30	
Expenditure	Instruction-Vision	24154-1000-52314-0000-001047-0000-00000	\$0.00	\$0.00		24154-1000-52314-0000-001047-0000-00000	\$7.00	\$0.00	
Expenditure	Instruction-Vision	24154-1000-52314-1010-001047-1411-00000	\$0.00	\$3.39		24154-1000-52314-1010-001047-1411-00000	\$0.00	\$0.30	
Expenditure	Instruction-Disability	24154-1000-52315-0000-001047-0000-00000	\$0.00	\$0.00		24154-1000-52315-0000-001047-0000-00000	\$7.00	\$0.00	
Expenditure	Instruction-Disability	24154-1000-52315-1010-001047-1411-00000	\$0.00	\$2.48		24154-1000-52315-1010-001047-1411-00000	\$0.00	\$0.00	
Expenditure	Instruction-Unemployment Compensation	24154-1000-52500-0000-001047-0000-00000	\$0.00	\$0.00		24154-1000-52500-0000-001047-0000-00000	\$20.00	\$0.00	
Expenditure	Instruction-Unemployment Insurance Premium	24154-1000-52511-1010-001047-1411-00000	\$0.00	\$4.73		24154-1000-52511-1010-001047-1411-00000	\$0.00	\$0.88	
Expenditure	Instruction-Workers Compensation Employer's Fee	24154-1000-52720-0000-001047-0000-00000	\$0.00	\$0.00		24154-1000-52720-0000-001047-0000-00000	\$2.00	\$0.00	
Expenditure	Instruction-Workers Compensation Employer's Fee	24154-1000-52720-1010-001047-1411-00000	\$0.00	\$0.64		24154-1000-52720-1010-001047-1411-00000	\$0.00	\$0.07	
Expenditure	Instruction-Professional Development	24154-1000-53330-1010-001047-0000-00000	\$18,163.00	\$8,339.40	46%	24154-1000-53330-1010-001047-0000-00000	\$8,916.00	\$0.00	
Expenditure	Instruction-Professional Development	24154-1000-53330-2000-001047-0000-00000	\$0.00	\$0.00		24154-1000-53330-2000-001047-0000-00000	\$0.00	\$1,135.00	
Expenditure	Support Services-Students-Professional	24154-2100-53330-0000-001047-0000-00000	\$0.00	\$0.00		24154-2100-53330-0000-001047-0000-00000	\$350.00	\$0.00	
Expenditure	Support Services-School Administration-	24154-2400-53330-0000-001047-0000-00000	\$1,197.00	\$354.00	30%	24154-2400-53330-0000-001047-0000-00000	\$0.00	\$0.00	
Fund Balance/Retained Earnings	Unreserved Fund Balance	24154-0000-32300-0000-001047-0000-00000	\$0.00	\$9,239.81		24154-0000-32300-0000-001047-0000-00000	\$0.00	\$15,217.11	

Fund

24301

Account Type	Account Description	FY2021 Account	FY2021 Budget	FY2021 Actuals	FY2021 %	FY2022 Account	FY2022 Budget	FY2022 Actuals	FY2022 %
Revenue	District Flowthrough Grants	24301-0000-41924-0000-001047-0000-00000	(\$78,557.00)	(\$36,328.63)	46%	24301-0000-41924-0000-001047-0000-00000	\$0.00	\$0.00	
Expenditure	Instruction-Salaries Expense	24301-1000-51100-1010-001047-1411-00000	\$19,991.96	\$24,638.86	123%	24301-1000-51100-1010-001047-1411-00000	\$0.00	\$0.00	
Expenditure	Instruction-Educational Retirement	24301-1000-52111-0000-001047-0000-00000	\$3,766.09	\$0.00		24301-1000-52111-0000-001047-0000-00000	\$0.00	\$0.00	
Expenditure	Instruction-Educational Retirement	24301-1000-52111-1010-001047-1411-00000	\$0.00	\$3,486.35		24301-1000-52111-1010-001047-1411-00000	\$0.00	\$0.00	
Expenditure	Instruction-ERA - Retiree Health	24301-1000-52112-0000-001047-0000-00000	\$1,760.00	\$0.00		24301-1000-52112-0000-001047-0000-00000	\$0.00	\$0.00	

Expenditure	Instruction-ERA - Retiree Health	24301-1000-52112-1010-001047-1411-00000	\$0.00	\$492.76		24301-1000-52112-1010-001047-1411-00000	\$0.00	\$0.00
Expenditure	Instruction-FICA Payments	24301-1000-52210-0000-001047-0000-00000	\$5,544.00	\$0.00		24301-1000-52210-0000-001047-0000-00000	\$0.00	\$0.00
Expenditure	Instruction-FICA Payments	24301-1000-52210-1010-001047-1411-00000	\$0.00	\$1,460.36		24301-1000-52210-1010-001047-1411-00000	\$0.00	\$0.00
Expenditure	Instruction-Medicare Payments	24301-1000-52220-0000-001047-0000-00000	\$2,816.00	\$0.00		24301-1000-52220-0000-001047-0000-00000	\$0.00	\$0.00
Expenditure	Instruction-Medicare Payments	24301-1000-52220-1010-001047-1411-00000	\$0.00	\$341.50		24301-1000-52220-1010-001047-1411-00000	\$0.00	\$0.00
Expenditure	Instruction-Health and Medical Premiums	24301-1000-52311-0000-001047-0000-00000	\$3,741.00	\$0.00		24301-1000-52311-0000-001047-0000-00000	\$0.00	\$0.00
Expenditure	Instruction-Health and Medical Premiums	24301-1000-52311-1010-001047-1411-00000	\$0.00	\$1,547.27		24301-1000-52311-1010-001047-1411-00000	\$0.00	\$0.00
Expenditure	Instruction-Life	24301-1000-52312-1010-001047-1411-00000	\$0.00	\$37.33		24301-1000-52312-1010-001047-1411-00000	\$0.00	\$0.00
Expenditure	Instruction-Dental	24301-1000-52313-1010-001047-1411-00000	\$0.00	\$65.81		24301-1000-52313-1010-001047-1411-00000	\$0.00	\$0.00
Expenditure	Instruction-Vision	24301-1000-52314-1010-001047-1411-00000	\$0.00	\$13.69		24301-1000-52314-1010-001047-1411-00000	\$0.00	\$0.00
Expenditure	Instruction-Disability	24301-1000-52315-1010-001047-1411-00000	\$0.00	\$1.65		24301-1000-52315-1010-001047-1411-00000	\$0.00	\$0.00
Expenditure	Instruction-Unemployment Compensation	24301-1000-52500-0000-001047-0000-00000	\$300.00	\$0.00		24301-1000-52500-0000-001047-0000-00000	\$0.00	\$0.00
Expenditure	Instruction-Unemployment Insurance Premium	24301-1000-52511-1010-001047-1411-00000	\$0.00	\$24.37		24301-1000-52511-1010-001047-1411-00000	\$0.00	\$0.00
Expenditure	Instruction-Workers Compensation Employer's Fee	24301-1000-52720-1010-001047-1411-00000	\$0.00	\$9.48		24301-1000-52720-1010-001047-1411-00000	\$0.00	\$0.00
Expenditure	Instruction-Workers Compensation (Self Insured)	24301-1000-52730-0000-001047-0000-00000	\$20.00	\$0.00		24301-1000-52730-0000-001047-0000-00000	\$0.00	\$0.00
Expenditure	Support Services-Students-Salaries Expense	24301-2100-51100-2000-001047-1214-00000	\$32,491.19	\$16,245.60	50%	24301-2100-51100-2000-001047-1214-00000	\$0.00	\$0.00
Expenditure	Support Services-Students-Educational Retirement	24301-2100-52111-2000-001047-1214-00000	\$4,597.60	\$2,298.80	50%	24301-2100-52111-2000-001047-1214-00000	\$0.00	\$0.00
Expenditure	Support Services-Students-ERA - Retiree Health	24301-2100-52112-2000-001047-1214-00000	\$649.80	\$324.90	50%	24301-2100-52112-2000-001047-1214-00000	\$0.00	\$0.00
Expenditure	Support Services-Students-FICA Payments	24301-2100-52210-2000-001047-1214-00000	\$2,014.40	\$1,007.20	50%	24301-2100-52210-2000-001047-1214-00000	\$0.00	\$0.00
Expenditure	Support Services-Students-Medicare Payments	24301-2100-52220-2000-001047-1214-00000	\$471.20	\$235.60	50%	24301-2100-52220-2000-001047-1214-00000	\$0.00	\$0.00
Expenditure	Support Services-Students-Life	24301-2100-52312-2000-001047-1214-00000	\$28.20	\$14.10	50%	24301-2100-52312-2000-001047-1214-00000	\$0.00	\$0.00
Expenditure	Support Services-Students-Dental	24301-2100-52313-2000-001047-1214-00000	\$308.00	\$154.00	50%	24301-2100-52313-2000-001047-1214-00000	\$0.00	\$0.00
Expenditure	Support Services-Students-Unemployment Insurance Premium	24301-2100-52511-2000-001047-1214-00000	\$53.42	\$21.44	40%	24301-2100-52511-2000-001047-1214-00000	\$0.00	\$0.00
Expenditure	Support Services-Students-Workers	24301-2100-52720-2000-001047-1214-00000	\$4.14	\$2.76	67%	24301-2100-52720-2000-001047-1214-00000	\$0.00	\$0.00

Fund									
24307									
Account Type	Account Description	FY2021 Account	FY2021 Budget	FY2021 Actuals	FY2021 %	FY2022 Account	FY2022 Budget	FY2022 Actuals	FY2022 %
Revenue	District Flowthrough Grants	24307-0000-41924-0000-001047-0000-00000	(\$10,000.00)	\$0.00	0%	24307-0000-41924-0000-001047-0000-00000	(\$10,000.00)	\$0.00	0%
Expenditure	Instruction-Additional Compensation					24307-1000-51300-1010-001047-1411-00000	\$10,000.00	\$7,000.00	70%
Expenditure	Instruction-Educational Retirement					24307-1000-52111-1010-001047-0000-00000	\$0.00	\$1,060.50	
Expenditure	Instruction-ERA - Retiree Health					24307-1000-52112-1010-001047-0000-00000	\$0.00	\$140.00	
Expenditure	Instruction-FICA Payments					24307-1000-52210-1010-001047-0000-00000	\$0.00	\$434.00	
Expenditure	Instruction-Medicare Payments					24307-1000-52220-1010-001047-0000-00000	\$0.00	\$101.50	
Expenditure	Instruction-Professional Development	24307-1000-53330-1010-001047-0000-00000	\$10,000.00	\$0.00		24307-1000-53330-1010-001047-0000-00000	\$0.00	\$0.00	

Fund									
24308									
Account Type	Account Description	FY2021 Account	FY2021 Budget	FY2021 Actuals	FY2021 %	FY2022 Account	FY2022 Budget	FY2022 Actuals	FY2022 %
Revenue	District Flowthrough Grants	24308-0000-41924-0000-001047-0000-00000	(\$523,079.00)	\$0.00		24308-0000-41924-0000-001047-0000-00000	(\$523,079.00)	(\$44,611.92)	9%
Expenditure	Instruction-Salaries Expense					24308-1000-51100-0000-001047-1611-00000	\$0.00	\$478.04	
Expenditure	Instruction-Salaries Expense	24308-1000-51100-4020-001047-1411-00000	\$97,829.00	\$0.00		24308-1000-51100-4020-001047-1411-00000	\$97,829.00	\$0.00	
Expenditure	Instruction-Educational Retirement					24308-1000-52111-0000-001047-1611-00000	\$0.00	\$72.42	
Expenditure	Instruction-ERA - Retiree Health					24308-1000-52112-0000-001047-1611-00000	\$0.00	\$9.56	
Expenditure	Instruction-FICA Payments					24308-1000-52210-0000-001047-1611-00000	\$0.00	\$29.01	
Expenditure	Instruction-Medicare Payments					24308-1000-52220-0000-001047-1611-00000	\$0.00	\$6.79	
Expenditure	Instruction-Health and Medical Premiums					24308-1000-52311-0000-001047-1611-00000	\$0.00	\$58.48	
Expenditure	Instruction-Life					24308-1000-52312-0000-001047-1611-00000	\$0.00	\$0.42	
Expenditure	Instruction-Dental					24308-1000-52313-0000-001047-1611-00000	\$0.00	\$2.37	
Expenditure	Instruction-Vision					24308-1000-52314-0000-001047-1611-00000	\$0.00	\$0.48	
Expenditure	Instruction-Unemployment Insurance Premium					24308-1000-52511-0000-001047-1611-00000	\$0.00	\$1.58	
Expenditure	Instruction-Software	24308-1000-56113-1010-001047-0000-00000	\$61,625.00	\$0.00		24308-1000-56113-1010-001047-0000-00000	\$61,625.00	\$0.00	
Expenditure	Support Services-Students-Salaries Expense	24308-2100-51100-0000-001047-1218-00000	\$160,000.00	\$0.00		24308-2100-51100-0000-001047-1218-00000	\$160,000.00	\$0.00	
Expenditure	Operation & Maintenance of Plant-Fixed Assets	24308-2600-57331-0000-001047-0000-00000	\$163,625.00	\$0.00		24308-2600-57331-0000-001047-0000-00000	\$163,625.00	\$0.00	
Expenditure	Operation & Maintenance of Plant-Supply Assets	24308-2600-57332-0000-001047-0000-00000	\$40,000.00	\$0.00		24308-2600-57332-0000-001047-0000-00000	\$40,000.00	\$45,010.44	113%

Fund									
24316									
Account Type	Account Description	FY2021 Account	FY2021 Budget	FY2021 Actuals	FY2021 %	FY2022 Account	FY2022 Budget	FY2022 Actuals	FY2022 %
Revenue	District Flowthrough Grants					24316-0000-41924-0000-001047-0000-00000	(\$4,570.00)	(\$4,563.00)	100%
Expenditure	Operation & Maintenance of Plant-Supply Assets					24316-2600-57332-0000-001047-0000-00000	\$4,570.00	\$4,563.00	100%

Fund									
24330									
Account Type	Account Description	FY2021 Account	FY2021 Budget	FY2021 Actuals	FY2021 %	FY2022 Account	FY2022 Budget	FY2022 Actuals	FY2022 %
Revenue	District Flowthrough Grants					24330-0000-41924-0000-001047-0000-00000	(\$1,221,214.00)	\$0.00	

Expenditure	Instruction-Salaries Expense					24330-1000-51100-0000-001047-1611-00000	\$0.00	\$1,338.20	
Expenditure	Instruction-Salaries Expense					24330-1000-51100-2000-001047-1412-00000	\$263,250.00	\$0.00	
Expenditure	Instruction-Salaries Expense					24330-1000-51100-2000-001047-1712-00000	\$225,471.00	\$0.00	
Expenditure	Instruction-Additional Compensation					24330-1000-51300-1010-001047-1411-00000	\$469,243.00	\$60.00	0%
Expenditure	Instruction-Additional Compensation					24330-1000-51300-2000-001047-1412-00000	\$0.00	\$1,229.06	
Expenditure	Instruction-Educational Retirement					24330-1000-52111-0000-001047-1611-00000	\$0.00	\$140.11	
Expenditure	Instruction-Educational Retirement					24330-1000-52111-1010-001047-1411-00000	\$0.00	\$9.09	
Expenditure	Instruction-Educational Retirement					24330-1000-52111-2000-001047-1412-00000	\$0.00	\$186.21	
Expenditure	Instruction-ERA - Retiree Health					24330-1000-52112-0000-001047-1611-00000	\$0.00	\$18.49	
Expenditure	Instruction-ERA - Retiree Health					24330-1000-52112-1010-001047-1411-00000	\$0.00	\$1.20	
Expenditure	Instruction-ERA - Retiree Health					24330-1000-52112-2000-001047-1412-00000	\$0.00	\$24.57	
Expenditure	Instruction-FICA Payments					24330-1000-52210-0000-001047-1611-00000	\$0.00	\$56.83	
Expenditure	Instruction-FICA Payments					24330-1000-52210-1010-001047-1411-00000	\$0.00	\$3.72	
Expenditure	Instruction-FICA Payments					24330-1000-52210-2000-001047-1412-00000	\$0.00	\$73.72	
Expenditure	Instruction-Medicare Payments					24330-1000-52220-0000-001047-1611-00000	\$0.00	\$13.29	
Expenditure	Instruction-Medicare Payments					24330-1000-52220-1010-001047-1411-00000	\$0.00	\$0.87	
Expenditure	Instruction-Medicare Payments					24330-1000-52220-2000-001047-1412-00000	\$0.00	\$17.24	
Expenditure	Instruction-Health and Medical Premiums					24330-1000-52311-0000-001047-1611-00000	\$0.00	\$58.61	
Expenditure	Instruction-Health and Medical Premiums					24330-1000-52311-1010-001047-1411-00000	\$0.00	\$8.89	
Expenditure	Instruction-Health and Medical Premiums					24330-1000-52311-2000-001047-1412-00000	\$0.00	\$57.21	
Expenditure	Instruction-Life					24330-1000-52312-0000-001047-1611-00000	\$0.00	\$1.06	
Expenditure	Instruction-Life					24330-1000-52312-1010-001047-1411-00000	\$0.00	\$0.05	
Expenditure	Instruction-Life					24330-1000-52312-2000-001047-1412-00000	\$0.00	\$1.19	
Expenditure	Instruction-Dental					24330-1000-52313-0000-001047-1611-00000	\$0.00	\$3.38	
Expenditure	Instruction-Dental					24330-1000-52313-1010-001047-1411-00000	\$0.00	\$0.35	
Expenditure	Instruction-Dental					24330-1000-52313-2000-001047-1412-00000	\$0.00	\$5.42	
Expenditure	Instruction-Vision					24330-1000-52314-0000-001047-1611-00000	\$0.00	\$0.72	
Expenditure	Instruction-Vision					24330-1000-52314-1010-001047-1411-00000	\$0.00	\$0.07	
Expenditure	Instruction-Vision					24330-1000-52314-2000-001047-1412-00000	\$0.00	\$1.12	
Expenditure	Instruction-Disability					24330-1000-52315-0000-001047-1611-00000	\$0.00	\$0.65	
Expenditure	Instruction-Disability					24330-1000-52315-1010-001047-1411-00000	\$0.00	\$0.13	
Expenditure	Instruction-Disability					24330-1000-52315-2000-001047-1412-00000	\$0.00	\$1.83	
Expenditure	Instruction-Unemployment Insurance Premium					24330-1000-52511-0000-001047-1611-00000	\$0.00	\$4.41	
Expenditure	Instruction-Unemployment Insurance Premium					24330-1000-52511-2000-001047-1412-00000	\$0.00	\$2.82	
Expenditure	Instruction-Workers Compensation Employer's Fee					24330-1000-52720-0000-001047-1611-00000	\$0.00	\$0.14	
Expenditure	Support Services-Students-Salaries Expense					24330-2100-51100-0000-001047-1216-00000	\$0.00	\$3,939.69	
Expenditure	Support Services-Students-Salaries Expense					24330-2100-51100-0000-001047-1315-00000	\$263,250.00	\$0.00	
Expenditure	Support Services-Students-Educational Retirement					24330-2100-52111-0000-001047-1216-00000	\$0.00	\$596.85	
Expenditure	Support Services-Students-ERA - Retiree Health					24330-2100-52112-0000-001047-1216-00000	\$0.00	\$78.78	
Expenditure	Support Services-Students-FICA Payments					24330-2100-52210-0000-001047-1216-00000	\$0.00	\$244.26	
Expenditure	Support Services-Students-Medicare Payments					24330-2100-52220-0000-001047-1216-00000	\$0.00	\$57.12	
Expenditure	Support Services-Students-Health and Medical Premiums					24330-2100-52311-0000-001047-1216-00000	\$0.00	\$1,177.92	
Expenditure	Support Services-Students-Life					24330-2100-52312-0000-001047-1216-00000	\$0.00	\$7.05	
Expenditure	Support Services-Students-Dental					24330-2100-52313-0000-001047-1216-00000	\$0.00	\$65.32	
Expenditure	Support Services-Students-Vision					24330-2100-52314-0000-001047-1216-00000	\$0.00	\$12.60	
Expenditure	Support Services-Students-Unemployment Insurance Premium					24330-2100-52511-0000-001047-1216-00000	\$0.00	\$12.99	
Expenditure	Support Services-Students-Workers Compensation Employer's Fee					24330-2100-52720-0000-001047-1216-00000	\$0.00	\$2.30	

Fund
25152

Account Type	Account Description	FY2021 Account	FY2021 Budget	FY2021 Actuals	FY2021 % Of Budget	FY2022 Account	FY2022 Budget	FY2022 Actuals	FY2022 % Of Budget
Revenue	Other Restricted Grants – Federal Direct	25152-0000-44301-0000-001047-0000-00000	(\$5,000.00)	(\$6,038.33)	121%	25152-0000-44301-0000-001047-0000-00000	(\$5,000.00)	(\$13,254.71)	265%
Expenditure	Support Services-Students-Other Contract Services	25152-2100-55915-0000-001047-0000-00000	\$31,000.00	\$1,505.00	5%	25152-2100-55915-0000-001047-0000-00000	\$30,000.00	\$0.00	
Expenditure	Support Services-Students-General Supplies and Materials	25152-2100-56118-0000-001047-0000-00000	\$26,779.61	\$12,947.59	48%	25152-2100-56118-0000-001047-0000-00000	\$5,000.00	\$1,981.04	40%
Expenditure	Support Services-Students-Supply Assets (\$5,000 or Less)	25152-2100-57332-0000-001047-0000-00000	\$0.00	\$0.00		25152-2100-57332-0000-001047-0000-00000	\$8,659.15	\$0.00	
Fund Balance/Retained Earnings	Unreserved Fund Balance	25152-0000-32300-0000-001047-0000-00000	(\$52,779.61)	(\$52,779.61)	100%	25152-0000-32300-0000-001047-0000-00000	(\$38,659.15)	(\$38,659.15)	100%

Fund
26207

Account Type	Account Description	FY2021 Account	FY2021 Budget	FY2021 Actuals	FY2021 % Of Budget	FY2022 Account	FY2022 Budget	FY2022 Actuals	FY2022 % Of Budget
Revenue	Instructional - Categorical	26207-0000-41921-0000-001047-0000-00000	(\$1,500.00)	(\$1,000.00)	67%	26207-0000-41921-0000-001047-0000-00000	(\$3,000.00)	\$0.00	
Revenue	Instructional Support - Categorical	26207-0000-41922-0000-001047-0000-00000	\$0.00	\$0.00		26207-0000-41922-0000-001047-0000-00000	\$0.00	(\$500.00)	

Expenditure	Instruction-Other Contract Services	26207-1000-55915-1010-001047-0000-00000	\$2,300.00	\$1,000.00	43%	26207-1000-55915-1010-001047-0000-00000	\$5,512.88	\$500.00	9%
Expenditure	Instruction-Other Textbooks	26207-1000-56112-1010-001047-0000-00000	\$1,967.13	\$254.25	13%	26207-1000-56112-1010-001047-0000-00000	\$0.00	\$0.00	
Fund Balance/Retained Earnings	Unreserved Fund Balance	26207-0000-32300-0000-001047-0000-00000	(\$2,767.13)	(\$2,767.13)	100%	26207-0000-32300-0000-001047-0000-00000	(\$2,512.88)	(\$2,512.88)	100%

Fund									
27107									
Account Type	Account Description	FY2021 Account	FY2021 Budget	FY2021 Actuals	FY2021 % Of Budget	FY2022 Account	FY2022 Budget	FY2022 Actuals	FY2022 % Of Budget
Revenue	State Flowthrough Grant	27107-0000-43202-0000-001047-0000-00000	\$0.00	\$0.00		27107-0000-43202-0000-001047-0000-00000	(\$3,930.00)	\$0.00	
Revenue	Prior Year Balances	27107-0000-43204-0000-001047-0000-00000	(\$5,026.00)	\$0.00		27107-0000-43204-0000-001047-0000-00000	(\$5,026.00)	\$0.00	
Expenditure	Support Services-Instruction-Library And Audio-Visual	27107-2200-56114-0000-001047-0000-00000	\$5,026.00	\$0.00		27107-2200-56114-0000-001047-0000-00000	\$8,956.00	\$0.00	
Fund Balance/Retained Earnings	Unreserved Fund Balance	27107-0000-32300-0000-001047-0000-00000	\$0.00	\$0.60		27107-0000-32300-0000-001047-0000-00000	\$0.00	\$0.00	

Fund									
27109									
Account Type	Account Description	FY2021 Account	FY2021 Budget	FY2021 Actuals	FY2021 % Of Budget	FY2022 Account	FY2022 Budget	FY2022 Actuals	FY2022 % Of Budget
Expenditure	Instruction-Instructional Materials Cash - 50% Textbooks	27109-1000-56111-1010-001047-0000-00000	\$18,995.00	\$13,520.50	71%	27109-1000-56111-1010-001047-0000-00000	\$9,850.40	\$8,609.80	87%
Fund Balance/Retained Earnings	Unreserved Fund Balance	27109-0000-32300-0000-001047-0000-00000	(\$18,995.00)	(\$23,370.90)	123%	27109-0000-32300-0000-001047-0000-00000	(\$9,850.40)	(\$9,850.40)	100%

Fund									
27130									
Account Type	Account Description	FY2021 Account	FY2021 Budget	FY2021 Actuals	FY2021 % Of Budget	FY2022 Account	FY2022 Budget	FY2022 Actuals	FY2022 % Of Budget
Revenue	District Flowthrough Grants	27130-0000-41924-0000-001047-0000-00000	\$0.00	(\$500.00)		27130-0000-41924-0000-001047-0000-00000	\$0.00	\$0.00	
Fund Balance/Retained Earnings	Unreserved Fund Balance	27130-0000-32300-0000-001047-0000-00000	\$0.00	\$500.00		27130-0000-32300-0000-001047-0000-00000	\$0.00	\$0.00	

Fund									
29130									
Account Type	Account Description	FY2021 Account	FY2021 Budget	FY2021 Actuals	FY2021 % Of Budget	FY2022 Account	FY2022 Budget	FY2022 Actuals	FY2022 % Of Budget
Revenue	Administration - Categorical	29130-0000-41923-0000-001047-0000-00000	\$0.00	\$0.00		29130-0000-41923-0000-001047-0000-00000	\$0.00	(\$2,500.00)	
Expenditure	Instruction-Other Contract Services	29130-1000-55915-1010-001047-0000-00000	\$5,735.30	\$0.00		29130-1000-55915-1010-001047-0000-00000	\$5,735.36	\$1,925.13	34%
Fund Balance/Retained Earnings	Unreserved Fund Balance	29130-0000-32300-0000-001047-0000-00000	(\$5,735.30)	(\$5,735.30)	100%	29130-0000-32300-0000-001047-0000-00000	(\$5,735.36)	(\$5,735.36)	100%

Fund									
31200									
Account Type	Account Description	FY2021 Account	FY2021 Budget	FY2021 Actuals	FY2021 % Of Budget	FY2022 Account	FY2022 Budget	FY2022 Actuals	FY2022 % Of Budget
Revenue	Refund of Prior Year's Expenditures	31200-0000-41980-0000-001047-0000-00000	\$0.00	(\$79,492.97)		31200-0000-41980-0000-001047-0000-00000	\$0.00	(\$83,416.25)	
Revenue	Pscoc Awards	31200-0000-43209-0000-001047-0000-00000	(\$333,665.00)	(\$166,832.50)	50%	31200-0000-43209-0000-001047-0000-00000	(\$339,578.00)	(\$169,789.00)	50%
Expenditure	Capital Outlay-Renting Land and Buildings	31200-4000-54610-0000-001047-0000-00000	\$333,665.00	\$222,443.36	67%	31200-4000-54610-0000-001047-0000-00000	\$339,578.00	\$226,385.36	67%
Fund Balance/Retained Earnings	Unreserved Fund Balance	31200-0000-32300-0000-001047-0000-00000	\$0.00	\$79,492.14		31200-0000-32300-0000-001047-0000-00000	\$0.00	\$83,415.42	

Fund									
31600									
Account Type	Account Description	FY2021 Account	FY2021 Budget	FY2021 Actuals	FY2021 % Of Budget	FY2022 Account	FY2022 Budget	FY2022 Actuals	FY2022 % Of Budget
Revenue	Ad Valorem Taxes - School District	31600-0000-41110-0000-001047-0000-00000	(\$331,285.00)	(\$204,193.36)	62%	31600-0000-41110-0000-001047-0000-00000	(\$355,153.00)	(\$221,286.30)	62%
Expenditure	Support Services-General Administration-County Tax Collection Costs	31600-2300-53712-0000-001047-0000-00000	\$3,313.00	\$0.00		31600-2300-53712-0000-001047-0000-00000	\$3,552.00	\$0.00	
Expenditure	Capital Outlay-Contracts-Inter-agency/REC	31600-4000-55913-0000-001047-0000-00000	\$0.00	\$0.00		31600-4000-55913-0000-001047-0000-00000	\$507,420.20	\$223,809.20	44%
Expenditure	Capital Outlay-Contracts - Interagency	31600-4000-55914-0000-001047-0000-00000	\$327,972.00	\$0.00		31600-4000-55914-0000-001047-0000-00000	\$0.00	\$0.00	
Expenditure	Capital Outlay-Buildings Purchase	31600-4000-57200-0000-001047-0000-00000	\$0.00	\$287,991.09		31600-4000-57200-0000-001047-0000-00000	\$0.00	\$0.00	
Expenditure	Capital Outlay-Fixed Assets (More Than \$5,000)	31600-4000-57331-0000-001047-0000-00000	\$0.00	\$7,848.99		31600-4000-57331-0000-001047-0000-00000	\$0.00	\$0.00	
Expenditure	Capital Outlay-Supply Assets (\$5,000 or Less)	31600-4000-57332-0000-001047-0000-00000	\$161,858.35	\$0.00		31600-4000-57332-0000-001047-0000-00000	\$0.00	\$0.00	
Fund Balance/Retained Earnings	Unreserved Fund Balance	31600-0000-32300-0000-001047-0000-00000	(\$161,858.35)	(\$161,858.35)	100%	31600-0000-32300-0000-001047-0000-00000	(\$155,819.20)	(\$155,819.20)	100%

Fund									
31700									
Account Type	Account Description	FY2021 Account	FY2021 Budget	FY2021 Actuals	FY2021 % Of Budget	FY2022 Account	FY2022 Budget	FY2022 Actuals	FY2022 % Of Budget
Revenue	Refund of Prior Year's Expenditures	31700-0000-41980-0000-001047-0000-00000	\$0.00	(\$6,767.00)		31700-0000-41980-0000-001047-0000-00000	\$0.00	\$0.00	
Revenue	Prior Year Balances	31700-0000-43204-0000-001047-0000-00000	(\$174.00)	\$0.00		31700-0000-43204-0000-001047-0000-00000	\$0.00	\$0.00	
Expenditure	Capital Outlay-Supply Assets (\$5,000 or Less)	31700-4000-57332-0000-001047-0000-00000	\$174.00	\$0.00		31700-4000-57332-0000-001047-0000-00000	\$0.00	\$0.00	
Fund Balance/Retained Earnings	Unreserved Fund Balance	31700-0000-32300-0000-001047-0000-00000	\$0.00	\$6,767.00		31700-0000-32300-0000-001047-0000-00000	\$0.00	\$0.00	

31701

Account Type	Account Description	FY2021 Account	FY2021 Budget	FY2021 Actuals	FY2021 % Of Budget	FY2022 Account	FY2022 Budget	FY2022 Actuals	FY2022 % Of Budget
Revenue	Ad Valorem Taxes – School District	31701-0000-41110-0000-001047-0000-00000	(\$167,790.00)	(\$103,128.62)	61%	31701-0000-41110-0000-001047-0000-00000	(\$179,857.00)	(\$113,487.88)	63%
Expenditure	Support Services-General Administration-County Tax Collection Costs	31701-2300-53712-0000-001047-0000-00000	\$1,678.00	\$0.00		31701-2300-53712-0000-001047-0000-00000	\$0.00	\$0.00	
Expenditure	Other Support Services-Contracts-Inter-agency/REC	31701-2900-55913-0000-001047-0000-00000	\$15,000.00	\$9,290.37	62%	31701-2900-55913-0000-001047-0000-00000	\$20,000.00	\$8,988.84	45%
Expenditure	Capital Outlay-Maintenance & Repair - Bldgs/Grnds/Equipment (SB-9)	31701-4000-54315-0000-001047-0000-00000	\$0.00	\$0.00		31701-4000-54315-0000-001047-0000-00000	\$5,000.00	\$0.00	
Expenditure	Capital Outlay-Contracts-Inter-agency/REC	31701-4000-55913-0000-001047-0000-00000	\$0.00	\$506.25		31701-4000-55913-0000-001047-0000-00000	\$0.00	\$0.00	
Expenditure	Capital Outlay-Software	31701-4000-56113-0000-001047-0000-00000	\$0.00	\$3,000.00		31701-4000-56113-0000-001047-0000-00000	\$3,500.00	\$0.00	
Expenditure	Capital Outlay-Fixed Assets (More Than \$5,000)	31701-4000-57331-0000-001047-0000-00000	\$0.00	\$14,916.19		31701-4000-57331-0000-001047-0000-00000	\$20,000.00	\$0.00	
Expenditure	Capital Outlay-Supply Assets (\$5,000 or Less)	31701-4000-57332-0000-001047-0000-00000	\$357,040.03	\$72,530.10	20%	31701-4000-57332-0000-001047-0000-00000	\$337,305.41	\$39,172.26	12%
Fund Balance/Retained Earnings	Unreserved Fund Balance	31701-0000-32300-0000-001047-0000-00000	(\$205,928.03)	(\$205,928.03)	100%	31701-0000-32300-0000-001047-0000-00000	(\$205,948.41)	(\$205,948.41)	100%

Fund

31703

Account Type	Account Description	FY2021 Account	FY2021 Budget	FY2021 Actuals	FY2021 % Of Budget	FY2022 Account	FY2022 Budget	FY2022 Actuals	FY2022 % Of Budget
Revenue	State Flowthrough Grant	31703-0000-43202-0000-001047-0000-00000	\$0.00	\$0.00		31703-0000-43202-0000-001047-0000-00000	(\$24,875.00)	(\$12,338.00)	50%
Expenditure	Capital Outlay-Supply Assets (\$5,000 or Less)	31703-4000-57332-0000-001047-0000-00000	\$10,758.00	\$1,653.13	15%	31703-4000-57332-0000-001047-0000-00000	\$24,875.00	\$0.00	
Fund Balance/Retained Earnings	Unreserved Fund Balance	31703-0000-32300-0000-001047-0000-00000	(\$10,758.00)	(\$10,758.00)	100%	31703-0000-32300-0000-001047-0000-00000	\$0.00	\$0.00	

Public Academy for Performing Arts

Trial Balance Report

Cycle: FY2022; End Date: 02/28/2022; Account Expression: ([Fund] >= "11000") ; Subtotal By Account Type: No; Created On: 3/16/2022 10:52:16 AM

Fund	Fund Description		
11000	Operational		
Account Code	Account Description	Debit	Credit
11000-0000-11012-0000-000000-0000-00000	US Bank Cash Account	\$817,984.64	
11000-0000-23011-0000-001047-0000-00000	Accrued Salaries and Benefits		\$235,425.39
11000-0000-23100-0000-000000-0000-00000	Payroll Deductions and Withholdings		\$219.38
11000-0000-23147-0000-000000-0000-00000	Voluntary Deductions	\$226.22	
11000-0000-23221-0000-000000-0000-00000	Salaries & Wages	\$107,955.51	
11000-0000-23224-0000-000000-0000-00000	State Retirement Contributions	\$26,373.65	
11000-0000-23225-0000-000000-0000-00000	Employment Insurance	\$15,544.26	
11000-0000-23226-0000-000000-0000-00000	Unemployment Insurance		\$1,214.86
11000-0000-23242-0000-000000-0000-00000	State Income Taxes		\$4,972.86
11000-0000-23245-0000-000000-0000-00000	State Retirement Contributions	\$20,195.10	
11000-0000-28041-0000-000000-0000-00000	Compensated Absences – Long Term	\$82.21	
11000-0000-28247-0000-000000-0000-00000	Voluntary Deductions	\$10,731.53	
11000-0000-32300-0000-001047-0000-00000	Unreserved Fund Balance		\$415,841.55
11000-0000-41705-0000-001047-0000-00000	Fees Users		\$345.00
11000-0000-41920-0000-001047-0000-00000	Contributions and Donations From Private Sources		\$412.09
11000-0000-43101-0000-001047-0000-00000	State Equalization Guarantee		\$2,388,917.57
11000-1000-51100-0000-001047-1611-00000	Instruction-Salaries Expense	\$41,701.08	
11000-1000-51100-1010-001047-1411-00000	Instruction-Salaries Expense	\$803,947.93	
11000-1000-51100-2000-001047-1412-00000	Instruction-Salaries Expense	\$124,716.50	
11000-1000-51300-1000-001047-1411-00000	Instruction-Additional Compensation	\$1,000.00	
11000-1000-51300-1010-001047-1411-00000	Direct Instruction-Teachers - Grades 1-12	\$18,939.68	
11000-1000-51300-2000-001047-1412-00000	Direct Instruction-Teachers - Special Education	\$1,176.49	
11000-1000-52111-0000-001047-1611-00000	Instruction-Educational Retirement	\$3,770.16	
11000-1000-52111-1000-001047-1411-00000	Instruction-Educational Retirement	\$183.23	
11000-1000-52111-1010-001047-0000-00000	Transportation-Educational Retirement	\$97.55	
11000-1000-52111-1010-001047-1411-00000	Instruction-Educational Retirement	\$121,696.47	
11000-1000-52111-2000-001047-1412-00000	Instruction-Educational Retirement	\$19,072.80	
11000-1000-52112-0000-001047-1611-00000	Instruction-ERA - Retiree Health	\$812.12	
11000-1000-52112-1000-001047-1411-00000	Instruction-ERA - Retiree Health	\$24.18	
11000-1000-52112-1010-001047-1411-00000	Instruction-ERA - Retiree Health	\$16,075.53	
11000-1000-52112-2000-001047-1412-00000	Instruction-ERA - Retiree Health	\$2,517.93	
11000-1000-52210-0000-001047-1611-00000	Instruction-FICA Payments	\$2,506.41	
11000-1000-52210-1000-001047-1411-00000	Instruction-FICA Payments	\$74.65	
11000-1000-52210-1010-001047-1411-00000	Instruction-FICA Payments	\$48,645.04	
11000-1000-52210-2000-001047-1412-00000	Instruction-FICA Payments	\$7,183.78	
11000-1000-52220-0000-001047-1611-00000	Instruction-Medicare Payments	\$586.20	
11000-1000-52220-1000-001047-1411-00000	Instruction-Medicare Payments	\$17.46	
11000-1000-52220-1010-001047-1411-00000	Instruction-Medicare Payments	\$11,376.87	
11000-1000-52220-2000-001047-1412-00000	Instruction-Medicare Payments	\$1,680.05	
11000-1000-52311-0000-001047-1611-00000	Instruction-Health and Medical Premiums	\$551.11	
11000-1000-52311-1000-001047-1411-00000	Instruction-Health and Medical Premiums	\$13.15	
11000-1000-52311-1010-001047-1411-00000	Instruction-Health and Medical Premiums	\$66,935.86	
11000-1000-52311-2000-001047-1412-00000	Instruction-Health and Medical Premiums	\$17,139.60	
11000-1000-52312-0000-001047-1611-00000	Instruction-Life	\$6.06	
11000-1000-52312-1000-001047-1411-00000	Instruction-Life	\$0.53	
11000-1000-52312-1010-001047-1411-00000	Instruction-Life	\$834.16	
11000-1000-52312-2000-001047-1412-00000	Instruction-Life	\$117.75	
11000-1000-52313-0000-001047-1611-00000	Instruction-Dental	\$23.29	

11000-1000-52313-1000-001047-1411-00000	Instruction-Dental	\$1.76	
11000-1000-52313-1010-001047-1411-00000	Instruction-Dental	\$2,749.74	
11000-1000-52313-2000-001047-1412-00000	Instruction-Dental	\$770.01	
11000-1000-52314-0000-001047-1611-00000	Instruction-Vision	\$4.49	
11000-1000-52314-1000-001047-1411-00000	Instruction-Vision	\$0.07	
11000-1000-52314-1010-001047-1411-00000	Instruction-Vision	\$558.21	
11000-1000-52314-2000-001047-1412-00000	Instruction-Vision	\$115.16	
11000-1000-52315-0000-001047-1611-00000	Instruction-Disability	\$5.00	
11000-1000-52315-1010-001047-1411-00000	Instruction-Disability	\$594.51	
11000-1000-52315-2000-001047-1412-00000	Instruction-Disability	\$147.12	
11000-1000-52316-1010-001047-1411-00000	Instruction-Other Insurance	\$56.82	
11000-1000-52500-1010-001047-1411-00000	Instruction-Unemployment Compensation		\$33.04
11000-1000-52511-0000-001047-1611-00000	Instruction-Unemployment Insurance Premium	\$113.13	
11000-1000-52511-1000-001047-1411-00000	Instruction-Unemployment Insurance Premium	\$3.30	
11000-1000-52511-1010-001047-1411-00000	Instruction-Unemployment Insurance Premium	\$1,230.90	
11000-1000-52511-2000-001047-1412-00000	Instruction-Unemployment Insurance Premium	\$148.86	
11000-1000-52720-0000-001047-1611-00000	Instruction-Workers Compensation Employer's Fee	\$46.06	
11000-1000-52720-1010-001047-1411-00000	Instruction-Workers Compensation Employer's Fee	\$202.27	
11000-1000-52720-2000-001047-1412-00000	Instruction-Workers Compensation Employer's Fee	\$20.89	
11000-1000-55915-1010-001047-0000-00000	Transportation-Other Contract Services	\$3,237.85	
11000-1000-56112-1010-001047-0000-00000	Instruction-Other Textbooks	\$3,234.84	
11000-1000-56112-4020-001047-0000-00000	Instruction-Other Textbooks	\$2,258.53	
11000-1000-56113-1010-001047-0000-00000	Transportation-Software	\$2,685.00	
11000-1000-56113-4020-001047-0000-00000	Instruction-Software	\$4,739.00	
11000-1000-56113-4025-001047-0000-00000	Instruction-Software	\$174.99	
11000-1000-56118-1010-001047-0000-00000	Transportation-General Supplies And Materials	\$1,854.18	
11000-1000-57332-4020-001047-0000-00000	Instruction-Supply Assets (\$5,000 or Less)	\$5,218.66	
11000-2100-51100-0000-001047-1214-00000	Support Services-Students-Salaries Expense-	\$23,085.02	
11000-2100-51100-0000-001047-1216-00000	Support Services-Students-Salaries Expense	\$17,645.00	
11000-2100-51100-2000-001047-1211-00000	Support Services-Students-Salaries Expense	\$41,860.28	
11000-2100-51300-0000-001047-1216-00000	Support Services-Students-Additional Compensation	\$2,000.00	
11000-2100-51300-2000-001047-1214-00000	Support Services-Students-Additional Compensation	\$187.50	
11000-2100-52111-0000-001047-1214-00000	Support Services-Students-Educational Retirement-	\$3,497.47	
11000-2100-52111-0000-001047-1216-00000	Support Services-Students-Educational Retirement	\$2,976.22	
11000-2100-52111-2000-001047-1211-00000	Support Services-Students-Educational Retirement	\$6,341.86	
11000-2100-52111-2000-001047-1214-00000	Support Services-Students-Educational Retirement-	\$28.38	
11000-2100-52112-0000-001047-1214-00000	Support Services-Students-ERA - Retiree Health-	\$461.66	
11000-2100-52112-0000-001047-1216-00000	Support Services-Students-ERA - Retiree Health	\$392.87	
11000-2100-52112-2000-001047-1211-00000	Support Services-Students-ERA - Retiree Health	\$837.20	
11000-2100-52112-2000-001047-1214-00000	Support Services-Students-ERA - Retiree Health-	\$3.78	
11000-2100-52210-0000-001047-1214-00000	Support Services-Students-FICA Payments-	\$1,431.22	
11000-2100-52210-0000-001047-1216-00000	Support Services-Students-FICA Payments	\$1,217.98	
11000-2100-52210-2000-001047-1211-00000	Support Services-Students-FICA Payments	\$2,459.54	
11000-2100-52210-2000-001047-1214-00000	Support Services-Students-FICA Payments-	\$11.64	
11000-2100-52220-0000-001047-1214-00000	Support Services-Students-Medicare Payments-	\$334.74	
11000-2100-52220-0000-001047-1216-00000	Support Services-Students-Medicare Payments	\$284.86	
11000-2100-52220-2000-001047-1211-00000	Support Services-Students-Medicare Payments	\$575.20	
11000-2100-52220-2000-001047-1214-00000	Support Services-Students-Medicare Payments-	\$2.70	
11000-2100-52311-2000-001047-1211-00000	Support Services-Students-Health and Medical Premiums	\$3,207.78	
11000-2100-52312-0000-001047-1214-00000	Support Services-Students-Life-	\$19.60	
11000-2100-52312-0000-001047-1216-00000	Support Services-Students-Life	\$30.55	
11000-2100-52312-2000-001047-1211-00000	Support Services-Students-Life	\$32.90	
11000-2100-52312-2000-001047-1214-00000	Support Services-Students-Life-	\$0.18	
11000-2100-52313-0000-001047-1214-00000	Support Services-Students-Dental-	\$214.35	

11000-2100-52313-0000-001047-1216-00000	Support Services-Students-Dental	\$51.32
11000-2100-52313-2000-001047-1211-00000	Support Services-Students-Dental	\$51.48
11000-2100-52313-2000-001047-1214-00000	Support Services-Students-Dental-	\$1.74
11000-2100-52314-0000-001047-1216-00000	Support Services-Students-Vision	\$8.48
11000-2100-52314-2000-001047-1211-00000	Support Services-Students-Vision	\$26.32
11000-2100-52511-0000-001047-1214-00000	Support Services-Students-Unemployment Insurance Premium-	\$21.76
11000-2100-52511-0000-001047-1216-00000	Support Services-Students-Unemployment Insurance Premium	\$64.80
11000-2100-52511-2000-001047-1211-00000	Support Services-Students-Unemployment Insurance Premium	\$39.48
11000-2100-52511-2000-001047-1214-00000	Support Services-Students-Unemployment Insurance Premium-	\$0.40
11000-2100-52720-0000-001047-1214-00000	Support Services-Students-Workers Compensation Employer's Fee-	\$4.11
11000-2100-52720-0000-001047-1216-00000	Support Services-Students-Workers Compensation Employer's Fee	\$9.20
11000-2100-52720-2000-001047-1211-00000	Support Services-Students-Workers Compensation Employer's Fee	\$6.90
11000-2100-52720-2000-001047-1214-00000	Support Services-Students-Workers Compensation Employer's Fee-	\$0.03
11000-2100-53211-2000-001047-0000-00000	Support Services-Students-Diagnosticians - Contracted	\$2,231.44
11000-2100-53212-2000-001047-0000-00000	Support Services-Students-Speech Therapists - Contracted	\$22,735.62
11000-2100-53213-2000-001047-0000-00000	Support Services-Students-Occupational Therapists - Contracted	\$9,019.35
11000-2100-53215-2000-001047-0000-00000	Support Services-Students-Psychologists - Contracted	\$1,767.42
11000-2100-53330-0000-001047-0000-00000	Support Services-Students-Professional Development	\$706.18
11000-2200-55915-0000-001047-0000-00000	Support Services-Instruction-Other Contract Services	\$2,560.00
11000-2300-51100-0000-001047-1111-00000	Support Services-General Administration-Salaries Expense	\$61,509.00
11000-2300-52111-0000-001047-1111-00000	Support Services-General Administration-Educational Retirement	\$9,318.60
11000-2300-52112-0000-001047-1111-00000	Support Services-General Administration-ERA - Retiree Health	\$1,230.15
11000-2300-52210-0000-001047-1111-00000	Support Services-General Administration-FICA Pavments	\$3,459.60
11000-2300-52220-0000-001047-1111-00000	Support Services-General Administration-Medicare Pavments	\$809.10
11000-2300-52311-0000-001047-1111-00000	Support Services-General Administration-Health and Medical Premiums	\$8,114.50
11000-2300-52312-0000-001047-1111-00000	Support Services-General Administration-Life	\$35.25
11000-2300-52313-0000-001047-1111-00000	Support Services-General Administration-Dental	\$384.90
11000-2300-52314-0000-001047-1111-00000	Support Services-General Administration-Vision	\$63.60
11000-2300-52511-0000-001047-1111-00000	Support Services-General Administration-Unemployment Insurance Premium	\$54.12
11000-2300-52720-0000-001047-1111-00000	Support Services-General Administration-Workers Compensation Employer's Fee	\$6.90
11000-2300-53411-0000-001047-0000-00000	Support Services-General Administration-Auditing	\$18,878.13
11000-2300-53413-0000-001047-0000-00000	Support Services-General Administration-Legal	\$162.66
11000-2300-55400-0000-001047-0000-00000	Support Services-General Administration-Advertising	\$908.57
11000-2400-51100-0000-001047-1112-00000	Support Services-School Administration-Salaries Expense	\$44,850.26
11000-2400-51100-0000-001047-1217-00000	Support Services-School Administration-Salaries Expense	\$52,919.31
11000-2400-52111-0000-001047-1112-00000	Support Services-School Administration-Educational Retirement	\$6,794.76
11000-2400-52111-0000-001047-1217-00000	Support Services-School Administration-Educational Retirement	\$7,784.71
11000-2400-52112-0000-001047-1112-00000	Support Services-School Administration-ERA - Retiree Health	\$896.98
11000-2400-52112-0000-001047-1217-00000	Support Services-School Administration-ERA - Retiree Health	\$1,058.42
11000-2400-52210-0000-001047-1112-00000	Support Services-School Administration-FICA Pavments	\$2,780.68
11000-2400-52210-0000-001047-1217-00000	Support Services-School Administration-FICA Pavments	\$3,105.11
11000-2400-52220-0000-001047-1112-00000	Support Services-School Administration-Medicare Pavments	\$650.30
11000-2400-52220-0000-001047-1217-00000	Support Services-School Administration-Medicare Pavments	\$726.17

11000-2400-52311-0000-001047-1112-00000	Support Services-School Administration-Health and Medical Premiums	\$7,549.80
11000-2400-52311-0000-001047-1217-00000	Support Services-School Administration-Health and Medical Premiums	\$4,054.33
11000-2400-52312-0000-001047-1112-00000	Support Services-School Administration-Life	\$32.68
11000-2400-52312-0000-001047-1217-00000	Support Services-School Administration-Life	\$65.80
11000-2400-52313-0000-001047-1112-00000	Support Services-School Administration-Dental	\$357.15
11000-2400-52313-0000-001047-1217-00000	Support Services-School Administration-Dental	\$154.44
11000-2400-52314-0000-001047-1112-00000	Support Services-School Administration-Vision	\$59.03
11000-2400-52314-0000-001047-1217-00000	Support Services-School Administration-Vision	\$47.00
11000-2400-52315-0000-001047-1217-00000	Support Services-School Administration-Disability	\$49.50
11000-2400-52511-0000-001047-1112-00000	Support Services-School Administration-Unemployment Insurance Premium	\$42.28
11000-2400-52511-0000-001047-1217-00000	Support Services-School Administration-Unemployment Insurance Premium	\$72.28
11000-2400-52720-0000-001047-1112-00000	Support Services-School Administration-Workers Compensation Employer's Fee	\$6.86
11000-2400-52720-0000-001047-1217-00000	Support Services-School Administration-Workers Compensation Employer's Fee	\$13.80
11000-2400-53330-0000-001047-0000-00000	Support Services-School Administration-Professional Development	\$3,255.79
11000-2400-55915-0000-001047-0000-00000	Support Services-School Administration-Other Contract Services	\$11,141.73
11000-2400-56113-0000-001047-0000-00000	Support Services-School Administration-Software	\$1,544.79
11000-2400-56118-0000-001047-0000-00000	Support Services-School Administration-General Supplies and Materials	\$6,636.67
11000-2500-51100-0000-001047-1115-00000	Central Services-Salaries Expense	\$32,190.00
11000-2500-52111-0000-001047-1115-00000	Central Services-Educational Retirement	\$4,876.80
11000-2500-52112-0000-001047-1115-00000	Central Services-ERA - Retiree Health	\$643.80
11000-2500-52210-0000-001047-1115-00000	Central Services-FICA Payments	\$1,641.90
11000-2500-52220-0000-001047-1115-00000	Central Services-Medicare Payments	\$384.00
11000-2500-52311-0000-001047-1115-00000	Central Services-Health and Medical Premiums	\$8,114.50
11000-2500-52312-0000-001047-1115-00000	Central Services-Life	\$35.25
11000-2500-52313-0000-001047-1115-00000	Central Services-Dental	\$384.90
11000-2500-52314-0000-001047-1115-00000	Central Services-Vision	\$63.60
11000-2500-52315-0000-001047-1115-00000	Central Services-Disability	\$72.30
11000-2500-52511-0000-001047-1115-00000	Central Services-Unemployment Insurance Premium	\$28.32
11000-2500-52720-0000-001047-1115-00000	Central Services-Workers Compensation Employer's Fee	\$6.90
11000-2500-55915-0000-001047-0000-00000	Central Services-Other Contract Services	\$40,453.20
11000-2500-56113-0000-001047-0000-00000	Central Services-Software	\$11,647.09
11000-2500-57332-0000-001047-0000-00000	Business & Support Services-Supply Assets (\$1000 Or Less)	\$206.00
11000-2600-51100-0000-001047-1614-00000	Operation & Maintenance of Plant-Salaries Expense	\$36,177.45
11000-2600-51100-0000-001047-1615-00000	Operation & Maintenance of Plant-Salaries Expense	\$2,839.51
11000-2600-52111-0000-001047-1614-00000	Operation & Maintenance of Plant-Educational Retirement	\$5,480.85
11000-2600-52112-0000-001047-1614-00000	Operation & Maintenance of Plant-ERA - Retiree Health	\$723.60
11000-2600-52112-0000-001047-1615-00000	Operation & Maintenance of Plant-ERA - Retiree Health	\$56.80
11000-2600-52210-0000-001047-1614-00000	Operation & Maintenance of Plant-FICA Payments	\$2,242.95
11000-2600-52210-0000-001047-1615-00000	Operation & Maintenance of Plant-FICA Payments	\$176.04
11000-2600-52220-0000-001047-1614-00000	Operation & Maintenance of Plant-Medicare Payments	\$524.55
11000-2600-52220-0000-001047-1615-00000	Operation & Maintenance of Plant-Medicare Pavments	\$41.19
11000-2600-52311-0000-001047-1614-00000	Operation & Maintenance of Plant-Health and Medical Premiums	\$3,494.00
11000-2600-52312-0000-001047-1614-00000	Operation & Maintenance of Plant-Life	\$35.25
11000-2600-52313-0000-001047-1614-00000	Operation & Maintenance of Plant-Dental	\$268.20
11000-2600-52314-0000-001047-1614-00000	Operation & Maintenance of Plant-Vision	\$58.65
11000-2600-52315-0000-001047-1614-00000	Operation & Maintenance of Plant-Disability	\$44.58
11000-2600-52511-0000-001047-1614-00000	Operation & Maintenance of Plant-Unemployment Insurance Premium	\$94.69

11000-2600-52511-0000-001047-1615-00000	Operation & Maintenance of Plant-Unemployment Insurance Premium	\$9.37	
11000-2600-52720-0000-001047-1614-00000	Operation & Maintenance of Plant-Workers Compensation Employer's Fee	\$13.80	
11000-2600-52720-0000-001047-1615-00000	Operation & Maintenance of Plant-Workers Compensation Employer's Fee	\$6.90	
11000-2600-54411-0000-001047-0000-00000	Operation & Maintenance of Plant-Electricity	\$23,708.92	
11000-2600-54412-0000-001047-0000-00000	Operation & Maintenance of Plant-Natural Gas (Buildings)	\$10,412.35	
11000-2600-54415-0000-001047-0000-00000	Operation & Maintenance of Plant-Water/Sewage	\$25,098.15	
11000-2600-55200-0000-001047-0000-00000	Operation & Maintenance of Plant-Property/Liability Insurance	\$66,989.00	
11000-2600-55915-0000-001047-0000-00000	Operation & Maintenance of Plant-Other Contract Services	\$6,522.16	
11000-2600-56118-0000-001047-0000-00000	Operation & Maintenance of Plant-General Supplies and Materials	\$6,753.00	
11000-2600-56211-0000-001047-0000-00000	Operation & Maintenance of Plant-Gasoline	\$274.89	
11000-2600-57332-0000-001047-0000-00000	Operation/Maintenance Of Plant-Supply Assets (\$1000 Or Less)	\$1,836.27	
11000-3100-56118-0000-001047-0000-00000	Food Services Operations-General Supplies and Materials	\$29.75	
Sub Total		\$3,047,381.74	\$3,047,381.74

Fund	Fund Description
21000	Food Services

Account Code	Account Description	Debit	Credit
21000-0000-11012-0000-000000-0000-00000	US Bank Cash Account	\$79,236.08	
21000-0000-23011-0000-001047-0000-00000	Accrued Salaries and Benefits		\$2,332.99
21000-0000-23100-0000-000000-0000-00000	Payroll Deductions and Withholdings		\$4.30
21000-0000-23221-0000-000000-0000-00000	Salaries & Wages	\$1,389.93	
21000-0000-23224-0000-000000-0000-00000	State Retirement Contributions	\$212.07	
21000-0000-23225-0000-000000-0000-00000	Employment Insurance	\$2.90	
21000-0000-23226-0000-000000-0000-00000	Unemployment Insurance		\$15.04
21000-0000-23242-0000-000000-0000-00000	State Income Taxes		\$53.16
21000-0000-23245-0000-000000-0000-00000	State Retirement Contributions	\$129.45	
21000-0000-32300-0000-001047-0000-00000	Unreserved Fund Balance		\$29,077.41
21000-0000-41604-0000-001047-0000-00000	Fees – Students/Food Services		\$126.00
21000-0000-41980-0000-001047-0000-00000	Refund of Prior Year's Expenditures		\$5.25
21000-0000-44500-0000-001047-0000-00000	Restricted Grants From the Federal Government Through the State		\$109,255.05
21000-3100-51100-0000-001047-1617-00000	Food Services Operations-Salaries Expense	\$15,960.00	
21000-3100-52111-0000-001047-1617-00000	Food Services Operations-Educational Retirement	\$2,417.94	
21000-3100-52112-0000-001047-1617-00000	Food Services Operations-ERA - Retiree Health	\$319.20	
21000-3100-52210-0000-001047-1617-00000	Food Services Operations-FICA Payments	\$989.52	
21000-3100-52220-0000-001047-1617-00000	Food Services Operations-Medicare Payments	\$231.42	
21000-3100-52312-0000-001047-1617-00000	Food Services Operations-Life	\$32.90	
21000-3100-52511-0000-001047-1617-00000	Food Services Operations-Unemployment Insurance Premium	\$52.64	
21000-3100-52720-0000-001047-1617-00000	Food Services Operations-Workers Compensation Employer's Fee	\$6.90	
21000-3100-56116-0000-001047-0000-00000	Food Services Operations-Food	\$38,919.69	
21000-3100-56118-0000-001047-0000-00000	Food Services Operations-General Supplies and Materials	\$968.56	
Sub Total		\$140,869.20	\$140,869.20

Fund	Fund Description
23000	Non-Instructional Support

Account Code	Account Description	Debit	Credit
23000-0000-11012-0000-000000-0000-00000	US Bank Cash Account	\$174,135.76	
23000-0000-32300-0000-001047-0000-00000	Unreserved Fund Balance		\$159,844.32
23000-0000-41705-0000-001047-0000-00100	Fees Users -Office Activities		\$14,062.29
23000-0000-41705-0000-001047-0000-00102	Fees Users -HS Student Council Activities		\$4,228.99
23000-0000-41705-0000-001047-0000-00103	Fees Users -Dance Activity		\$812.50

23000-0000-41705-0000-001047-0000-00104	Fees Users -Year Book Activity		\$18,597.50
23000-0000-41705-0000-001047-0000-00106	Fees Users -Drama Activities		\$1,392.50
23000-0000-41705-0000-001047-0000-00107	Fees Users -Choir Activities		\$1,284.10
23000-0000-41705-0000-001047-0000-00108	Fees Users -Orchestra Activities		\$1,179.00
23000-0000-41705-0000-001047-0000-00109	Fees Users -MS Student Council Activities		\$10.00
23000-0000-41705-0000-001047-0000-00111	Fees Users -Band Activities		\$927.10
23000-0000-41705-0000-001047-0000-00113	Fees Users -Art Activities		\$1,563.27
23000-0000-41705-0000-001047-0000-00116	Fees Users -Science		\$1,097.50
23000-0000-41705-0000-001047-0000-00118	Fees Users -Guitar Activities		\$1,111.20
23000-0000-41705-0000-001047-0000-00119	Fees Users -Film Activities		\$2,307.81
23000-0000-41705-0000-001047-0000-00121	Fees Users -Music/Theatre		\$3,974.50
23000-0000-41705-0000-001047-0000-00122	Fees Users -Piano Activites		\$421.00
23000-0000-41705-0000-001047-0000-00125	Fees Users -Advanced Placement/Honors		\$1,731.00
23000-0000-41705-0000-001047-0000-00128	Fees Users -Senior/Graduation		\$3,165.50
23000-0000-41705-0000-001047-0000-00134	Fees Users -Dance Ensemble		\$250.00
23000-0000-41705-0000-001047-0000-00135	Fees Users -T-Shirt		\$360.00
23000-0000-41705-0000-001047-0000-00138	Fees Users -Thespian		\$2,814.00
23000-0000-41705-0000-001047-0000-00140	Fees Users -National Honor Societv		\$2,337.76
23000-0000-41705-0000-001047-0000-00148	Fees Users -National Junior Honor Society		\$3,396.50
23000-0000-41705-0000-001047-0000-00151	Fees Users -GSA Club (Gender and Sexuality Alliance)		\$144.00
23000-0000-41980-0000-001047-0000-00103	Refund of Prior Year's Expenditures-Dance Activity		\$33.98
23000-0000-41980-0000-001047-0000-00119	Refund of Prior Year's Expenditures-Film Activities		\$50.00
23000-1000-56118-1010-001047-0000-00000	Instruction-General Supplies and Materials	\$179.74	
23000-1000-56118-1010-001047-0000-00100	Instruction-General Supplies and Materials	\$9,298.55	
23000-1000-56118-1010-001047-0000-00102	Instruction-General Supplies and Materials	\$1,150.79	
23000-1000-56118-1010-001047-0000-00103	Instruction-General Supplies and Materials	\$2,842.99	
23000-1000-56118-1010-001047-0000-00104	Instruction-General Supplies and Materials	\$10,669.70	
23000-1000-56118-1010-001047-0000-00106	Instruction-General Supplies and Materials	\$3,118.06	
23000-1000-56118-1010-001047-0000-00107	Instruction-General Supplies and Materials	\$621.13	
23000-1000-56118-1010-001047-0000-00108	Instruction-General Supplies and Materials	\$51.00	
23000-1000-56118-1010-001047-0000-00109	Instruction-General Supplies and Materials	\$129.61	
23000-1000-56118-1010-001047-0000-00111	Instruction-General Supplies and Materials	\$1,451.56	
23000-1000-56118-1010-001047-0000-00113	Instruction-General Supplies and Materials	\$1,046.12	
23000-1000-56118-1010-001047-0000-00116	Instruction-General Supplies and Materials-Science	\$1,418.51	
23000-1000-56118-1010-001047-0000-00118	Instruction-General Supplies and Materials	\$1,441.61	
23000-1000-56118-1010-001047-0000-00119	Instruction-General Supplies and Materials	\$5,326.20	
23000-1000-56118-1010-001047-0000-00121	Instruction-General Supplies and Materials	\$5,257.65	
23000-1000-56118-1010-001047-0000-00128	Instruction-General Supplies and Materials-Senior/Graduation	\$3,249.56	
23000-1000-56118-1010-001047-0000-00130	Instruction-General Supplies and Materials-Newspaper	\$312.50	
23000-1000-56118-1010-001047-0000-00133	Instruction-General Supplies and Materials-LBGTQ	\$56.69	
23000-1000-56118-1010-001047-0000-00134	Instruction-General Supplies and Materials-Dance Ensemble	\$50.00	
23000-1000-56118-1010-001047-0000-00135	Instruction-General Supplies and Materials-T-Shirt	\$1,752.00	
23000-1000-56118-1010-001047-0000-00138	Instruction-General Supplies and Materials-Thespian	\$320.57	
23000-1000-56118-1010-001047-0000-00140	Instruction-General Supplies and Materials-National Honor Society	\$1,861.64	
23000-1000-56118-1010-001047-0000-00148	Instruction-General Supplies and Materials-National Junior Honor Society	\$1,354.38	
Sub Total		\$227,096.32	\$227,096.32

Fund		Fund Description	
24106		Entitlement IDEA-B	
Account Code	Account Description	Debit	Credit
24106-0000-11012-0000-000000-0000-00000	US Bank Cash Account		\$44,496.54
24106-0000-23011-0000-001047-0000-00000	Accrued Salaries and Benefits		\$12,015.58
24106-0000-23100-0000-000000-0000-00000	Payroll Deductions and Withholdings		\$3.83
24106-0000-23221-0000-000000-0000-00000	Salaries & Wages	\$3,875.80	
24106-0000-23224-0000-000000-0000-00000	State Retirement Contributions	\$1,303.02	
24106-0000-23225-0000-000000-0000-00000	Employment Insurance	\$1,432.95	
24106-0000-23226-0000-000000-0000-00000	Unemployment Insurance		\$32.67
24106-0000-23242-0000-000000-0000-00000	State Income Taxes		\$94.41
24106-0000-23245-0000-000000-0000-00000	State Retirement Contributions	\$979.80	
24106-0000-28041-0000-000000-0000-00000	Compensated Absences – Long Term	\$9.56	
24106-0000-28247-0000-000000-0000-00000	Voluntary Deductions	\$1,369.76	
24106-1000-51100-2000-001047-1412-00000	Instruction-Salaries Expense	\$19,237.54	
24106-1000-52111-2000-001047-1412-00000	Instruction-Educational Retirement	\$2,914.52	
24106-1000-52112-2000-001047-1412-00000	Instruction-ERA - Retiree Health	\$384.72	
24106-1000-52210-2000-001047-1412-00000	Instruction-FICA Payments	\$1,009.76	
24106-1000-52220-2000-001047-1412-00000	Instruction-Medicare Payments	\$236.18	
24106-1000-52311-2000-001047-1412-00000	Instruction-Health and Medical Premiums	\$4,218.95	
24106-1000-52312-2000-001047-1412-00000	Instruction-Life	\$16.23	
24106-1000-52313-2000-001047-1412-00000	Instruction-Dental	\$177.93	
24106-1000-52314-2000-001047-1412-00000	Instruction-Vision	\$31.89	
24106-1000-52315-2000-001047-1412-00000	Instruction-Disability	\$42.81	
24106-1000-52511-2000-001047-1412-00000	Instruction-Unemployment Insurance Premium	\$18.15	
24106-1000-52720-2000-001047-1412-00000	Instruction-Workers Compensation Employer's Fee	\$3.43	
24106-2100-51100-2000-001047-1214-00000	Support Services-Students-Salaries Expense-	\$15,390.06	
24106-2100-52111-2000-001047-1214-00000	Support Services-Students-Educational Retirement-	\$2,331.57	
24106-2100-52112-2000-001047-1214-00000	Support Services-Students-ERA - Retiree Health-	\$307.78	
24106-2100-52210-2000-001047-1214-00000	Support Services-Students-FICA Payments-	\$954.24	
24106-2100-52220-2000-001047-1214-00000	Support Services-Students-Medicare Payments-	\$223.16	
24106-2100-52312-2000-001047-1214-00000	Support Services-Students-Life-	\$13.09	
24106-2100-52313-2000-001047-1214-00000	Support Services-Students-Dental-	\$142.87	
24106-2100-52511-2000-001047-1214-00000	Support Services-Students-Unemployment Insurance Premium-	\$14.52	
24106-2100-52720-2000-001047-1214-00000	Support Services-Students-Workers Compensation Employer's Fee-	\$2.74	
Sub Total		\$56,643.03	\$56,643.03
Fund		Fund Description	
24154		Teacher/Principal Training & Recruiting	
Account Code	Account Description	Debit	Credit
24154-0000-11012-0000-000000-0000-00000	US Bank Cash Account		\$1,515.45
24154-0000-23011-0000-001047-0000-00000	Accrued Salaries and Benefits		\$1,249.00
24154-0000-23100-0000-000000-0000-00000	Payroll Deductions and Withholdings		\$0.13
24154-0000-23147-0000-000000-0000-00000	Voluntary Deductions	\$1.14	
24154-0000-23221-0000-000000-0000-00000	Salaries & Wages	\$481.83	
24154-0000-23224-0000-000000-0000-00000	State Retirement Contributions	\$220.01	
24154-0000-23225-0000-000000-0000-00000	Employment Insurance	\$184.81	
24154-0000-23226-0000-000000-0000-00000	Unemployment Insurance		\$0.88
24154-0000-23242-0000-000000-0000-00000	State Income Taxes		\$4.44
24154-0000-23245-0000-000000-0000-00000	State Retirement Contributions	\$159.62	
24154-0000-28041-0000-000000-0000-00000	Compensated Absences – Long Term	\$1.06	
24154-0000-28247-0000-000000-0000-00000	Voluntary Deductions	\$142.43	
24154-0000-32300-0000-001047-0000-00000	Unreserved Fund Balance	\$15,217.11	
24154-0000-41980-0000-001047-0000-00000	Refund of Prior Year's Expenditures		\$15,217.11

24154-1000-51300-1010-001047-1411-00000	Instruction-Additional Compensation	\$333.30	
24154-1000-52111-1010-001047-1411-00000	Instruction-Educational Retirement	\$50.50	
24154-1000-52112-1010-001047-1411-00000	Instruction-ERA - Retiree Health	\$6.70	
24154-1000-52210-1010-001047-1411-00000	Instruction-FICA Payments	\$20.25	
24154-1000-52220-1010-001047-1411-00000	Instruction-Medicare Payments	\$4.70	
24154-1000-52311-1010-001047-1411-00000	Instruction-Health and Medical Premiums	\$25.60	
24154-1000-52312-1010-001047-1411-00000	Instruction-Life	\$0.40	
24154-1000-52313-1010-001047-1411-00000	Instruction-Dental	\$1.30	
24154-1000-52314-1010-001047-1411-00000	Instruction-Vision	\$0.30	
24154-1000-52511-1010-001047-1411-00000	Instruction-Unemployment Insurance Premium	\$0.88	
24154-1000-52720-1010-001047-1411-00000	Instruction-Workers Compensation Employer's Fee	\$0.07	
24154-1000-53330-2000-001047-0000-00000	Instruction-Professional Development	\$1,135.00	
Sub Total		\$17,987.01	\$17,987.01

Fund		Fund Description	
24301		CARES Act	
Account Code	Account Description	Debit	Credit
24301-0000-23011-0000-000000-0000-00000	Accrued Salaries and Benefits		\$4,924.86
24301-0000-23221-0000-000000-0000-00000	Salaries & Wages	\$1,806.75	
24301-0000-23224-0000-000000-0000-00000	State Retirement Contributions	\$1,049.47	
24301-0000-23225-0000-000000-0000-00000	Employment Insurance	\$67.24	
24301-0000-23245-0000-000000-0000-00000	State Retirement Contributions	\$760.32	
24301-0000-28247-0000-000000-0000-00000	Voluntary Deductions	\$1,241.08	
Sub Total		\$4,924.86	\$4,924.86

Fund		Fund Description	
24307		Social Emotional Learning	
Account Code	Account Description	Debit	Credit
24307-0000-11012-0000-000000-0000-00000	US Bank Cash Account		\$8,736.00
24307-1000-51300-1010-001047-1411-00000	Instruction-Additional Compensation	\$7,000.00	
24307-1000-52111-1010-001047-0000-00000	Instruction-Educational Retirement	\$1,060.50	
24307-1000-52112-1010-001047-0000-00000	Instruction-ERA - Retiree Health	\$140.00	
24307-1000-52210-1010-001047-0000-00000	Instruction-FICA Payments	\$434.00	
24307-1000-52220-1010-001047-0000-00000	Instruction-Medicare Payments	\$101.50	
Sub Total		\$8,736.00	\$8,736.00

Fund		Fund Description	
24308		CRSSA ESSER II	
Account Code	Account Description	Debit	Credit
24308-0000-11012-0000-000000-0000-00000	US Bank Cash Account		\$790.62
24308-0000-23224-0000-000000-0000-00000	State Retirement Contributions		\$81.98
24308-0000-23225-0000-000000-0000-00000	Employment Insurance		\$61.75
24308-0000-23226-0000-000000-0000-00000	Unemployment Insurance		\$1.58
24308-0000-23242-0000-000000-0000-00000	State Income Taxes		\$16.36
24308-0000-23245-0000-000000-0000-00000	State Retirement Contributions		\$55.93
24308-0000-28247-0000-000000-0000-00000	Voluntary Deductions		\$49.45
24308-0000-41924-0000-001047-0000-00000	District Flowthrough Grants		\$44,611.92
24308-1000-51100-0000-001047-1611-00000	Instruction-Salaries Expense	\$478.04	
24308-1000-52111-0000-001047-1611-00000	Instruction-Educational Retirement	\$72.42	
24308-1000-52112-0000-001047-1611-00000	Instruction-ERA - Retiree Health	\$9.56	
24308-1000-52210-0000-001047-1611-00000	Instruction-FICA Payments	\$29.01	
24308-1000-52220-0000-001047-1611-00000	Instruction-Medicare Payments	\$6.79	
24308-1000-52311-0000-001047-1611-00000	Instruction-Health and Medical Premiums	\$58.48	
24308-1000-52312-0000-001047-1611-00000	Instruction-Life	\$0.42	
24308-1000-52313-0000-001047-1611-00000	Instruction-Dental	\$2.37	
24308-1000-52314-0000-001047-1611-00000	Instruction-Vision	\$0.48	

24308-1000-52511-0000-001047-1611-00000	Instruction-Unemployment Insurance Premium	\$1.58	
24308-2600-57332-0000-001047-0000-00000	Operation & Maintenance of Plant-Supply Assets (\$5,000 or Less)	\$45,010.44	
Sub Total		\$45,669.59	\$45,669.59
Fund			
24316	Fund Description USDE CRRSA ESSER II - Air Quality		
Account Code	Account Description	Debit	Credit
24316-0000-41924-0000-001047-0000-00000	District Flowthrough Grants		\$4,563.00
24316-2600-57332-0000-001047-0000-00000	Operation & Maintenance of Plant-Supply Assets (\$5,000 or Less)	\$4,563.00	
Sub Total		\$4,563.00	\$4,563.00
Fund			
24330	Fund Description ARP ESSER III CDFA 84.425U		
Account Code	Account Description	Debit	Credit
24330-0000-11012-0000-000000-0000-00000	US Bank Cash Account		\$7,181.36
24330-0000-23100-0000-000000-0000-00000	Payroll Deductions and Withholdings		\$4.56
24330-0000-23224-0000-000000-0000-00000	State Retirement Contributions		\$647.98
24330-0000-23225-0000-000000-0000-00000	Employment Insurance		\$681.63
24330-0000-23226-0000-000000-0000-00000	Unemployment Insurance		\$20.22
24330-0000-23242-0000-000000-0000-00000	State Income Taxes		\$115.52
24330-0000-23245-0000-000000-0000-00000	State Retirement Contributions		\$405.32
24330-0000-28041-0000-000000-0000-00000	Compensated Absences – Long Term		\$1.25
24330-0000-28247-0000-000000-0000-00000	Voluntary Deductions		\$457.69
24330-1000-51100-0000-001047-1611-00000	Instruction-Salaries Expense	\$1,338.20	
24330-1000-51300-1010-001047-1411-00000	Instruction-Additional Compensation	\$60.00	
24330-1000-51300-2000-001047-1412-00000	Instruction-Additional Compensation	\$1,229.06	
24330-1000-52111-0000-001047-1611-00000	Instruction-Educational Retirement	\$140.11	
24330-1000-52111-1010-001047-1411-00000	Instruction-Educational Retirement	\$9.09	
24330-1000-52111-2000-001047-1412-00000	Instruction-Educational Retirement	\$186.21	
24330-1000-52112-0000-001047-1611-00000	Instruction-ERA - Retiree Health	\$18.49	
24330-1000-52112-1010-001047-1411-00000	Instruction-ERA - Retiree Health	\$1.20	
24330-1000-52112-2000-001047-1412-00000	Instruction-ERA - Retiree Health	\$24.57	
24330-1000-52210-0000-001047-1611-00000	Instruction-FICA Payments	\$56.83	
24330-1000-52210-1010-001047-1411-00000	Instruction-FICA Payments	\$3.72	
24330-1000-52210-2000-001047-1412-00000	Instruction-FICA Payments	\$73.72	
24330-1000-52220-0000-001047-1611-00000	Instruction-Medicare Payments	\$13.29	
24330-1000-52220-1010-001047-1411-00000	Instruction-Medicare Payments	\$0.87	
24330-1000-52220-2000-001047-1412-00000	Instruction-Medicare Payments	\$17.24	
24330-1000-52311-0000-001047-1611-00000	Instruction-Health and Medical Premiums	\$58.61	
24330-1000-52311-1010-001047-1411-00000	Instruction-Health and Medical Premiums	\$8.89	
24330-1000-52311-2000-001047-1412-00000	Instruction-Health and Medical Premiums	\$57.21	
24330-1000-52312-0000-001047-1611-00000	Instruction-Life	\$1.06	
24330-1000-52312-1010-001047-1411-00000	Instruction-Life	\$0.05	
24330-1000-52312-2000-001047-1412-00000	Instruction-Life	\$1.19	
24330-1000-52313-0000-001047-1611-00000	Instruction-Dental	\$3.38	
24330-1000-52313-1010-001047-1411-00000	Instruction-Dental	\$0.35	
24330-1000-52313-2000-001047-1412-00000	Instruction-Dental	\$5.42	
24330-1000-52314-0000-001047-1611-00000	Instruction-Vision	\$0.72	
24330-1000-52314-1010-001047-1411-00000	Instruction-Vision	\$0.07	
24330-1000-52314-2000-001047-1412-00000	Instruction-Vision	\$1.12	
24330-1000-52315-0000-001047-1611-00000	Instruction-Disability	\$0.65	
24330-1000-52315-1010-001047-1411-00000	Instruction-Disability	\$0.13	
24330-1000-52315-2000-001047-1412-00000	Instruction-Disability	\$1.83	
24330-1000-52511-0000-001047-1611-00000	Instruction-Unemployment Insurance Premium	\$4.41	
24330-1000-52511-2000-001047-1412-00000	Instruction-Unemployment Insurance Premium	\$2.82	
24330-1000-52720-0000-001047-1611-00000	Instruction-Workers Compensation Employer's Fee	\$0.14	

24330-2100-51100-0000-001047-1216-00000	Support Services-Students-Salaries Expense	\$3,939.69	
24330-2100-52111-0000-001047-1216-00000	Support Services-Students-Educational Retirement	\$596.85	
24330-2100-52112-0000-001047-1216-00000	Support Services-Students-ERA - Retiree Health	\$78.78	
24330-2100-52210-0000-001047-1216-00000	Support Services-Students-FICA Payments	\$244.26	
24330-2100-52220-0000-001047-1216-00000	Support Services-Students-Medicare Payments	\$57.12	
24330-2100-52311-0000-001047-1216-00000	Support Services-Students-Health and Medical Premiums	\$1,177.92	
24330-2100-52312-0000-001047-1216-00000	Support Services-Students-Life	\$7.05	
24330-2100-52313-0000-001047-1216-00000	Support Services-Students-Dental	\$65.32	
24330-2100-52314-0000-001047-1216-00000	Support Services-Students-Vision	\$12.60	
24330-2100-52511-0000-001047-1216-00000	Support Services-Students-Unemployment Insurance Premium	\$12.99	
24330-2100-52720-0000-001047-1216-00000	Support Services-Students-Workers Compensation Employer's Fee	\$2.30	
Sub Total		\$9,515.53	\$9,515.53
Fund	Fund Description		
25152	Title XIX MEDICAID 0/2 Years		
Account Code	Account Description	Debit	Credit
25152-0000-11012-0000-000000-0000-00000	US Bank Cash Account	\$49,932.82	
25152-0000-32300-0000-001047-0000-00000	Unreserved Fund Balance		\$38,659.15
25152-0000-44301-0000-001047-0000-00000	Other Restricted Grants – Federal Direct		\$13,254.71
25152-2100-56118-0000-001047-0000-00000	Support Services-Students-General Supplies and Materials	\$1,981.04	
Sub Total		\$51,913.86	\$51,913.86
Fund	Fund Description		
26207	CNM Foundation		
Account Code	Account Description	Debit	Credit
26207-0000-11012-0000-000000-0000-00000	US Bank Cash Account	\$2,512.88	
26207-0000-32300-0000-001047-0000-00000	Unreserved Fund Balance		\$2,512.88
26207-0000-41922-0000-001047-0000-00000	Instructional Support - Categorical		\$500.00
26207-1000-55915-1010-001047-0000-00000	Instruction-Other Contract Services	\$500.00	
Sub Total		\$3,012.88	\$3,012.88
Fund	Fund Description		
27109	Instructional Mats - GAA of 2019		
Account Code	Account Description	Debit	Credit
27109-0000-11012-0000-000000-0000-00000	US Bank Cash Account	\$1,240.60	
27109-0000-32300-0000-001047-0000-00000	Unreserved Fund Balance		\$9,850.40
27109-1000-56111-1010-001047-0000-00000	Instruction-Instructional Materials Cash - 50% Textbooks	\$8,609.80	
Sub Total		\$9,850.40	\$9,850.40
Fund	Fund Description		
29130	Youth Chat Grant		
Account Code	Account Description	Debit	Credit
29130-0000-11012-0000-000000-0000-00000	US Bank Cash Account	\$6,310.23	
29130-0000-32300-0000-001047-0000-00000	Unreserved Fund Balance		\$5,735.36
29130-0000-41923-0000-001047-0000-00000	Administration - Categorical		\$2,500.00
29130-1000-55915-1010-001047-0000-00000	Instruction-Other Contract Services	\$1,925.13	
Sub Total		\$8,235.36	\$8,235.36
Fund	Fund Description		
31200	Public School Capital Outlay		
Account Code	Account Description	Debit	Credit
31200-0000-11012-0000-000000-0000-00000	US Bank Cash Account		\$56,595.53
31200-0000-32300-0000-001047-0000-00000	Unreserved Fund Balance	\$83,415.42	
31200-0000-41980-0000-001047-0000-00000	Refund of Prior Year's Expenditures		\$83,416.25

31200-0000-43209-0000-001047-0000-00000	Pscoc Awards		\$169,789.00
31200-4000-54610-0000-001047-0000-00000	Capital Outlay-Renting Land and Buildings	\$226,385.36	
Sub Total		\$309,800.78	\$309,800.78
Fund	Fund Description		
31600	Capital Improvements HB-33		
Account Code	Account Description	Debit	Credit
31600-0000-11012-0000-000000-0000-00000	US Bank Cash Account	\$153,296.30	
31600-0000-32300-0000-001047-0000-00000	Unreserved Fund Balance		\$155,819.20
31600-0000-41110-0000-001047-0000-00000	Ad Valorem Taxes – School District		\$221,286.30
31600-4000-55913-0000-001047-0000-00000	Capital Outlay-Contracts-Inter-agency/REC	\$223,809.20	
Sub Total		\$377,105.50	\$377,105.50
Fund	Fund Description		
31701	SB9 Ad Valorem		
Account Code	Account Description	Debit	Credit
31701-0000-11012-0000-000000-0000-00000	US Bank Cash Account	\$271,275.19	
31701-0000-32300-0000-001047-0000-00000	Unreserved Fund Balance		\$205,948.41
31701-0000-41110-0000-001047-0000-00000	Ad Valorem Taxes – School District		\$113,487.88
31701-2900-55913-0000-001047-0000-00000	Other Support Services-Contracts-Inter-agency/REC	\$8,988.84	
31701-4000-57332-0000-001047-0000-00000	Capital Outlay-Supply Assets (\$5,000 or Less)	\$39,172.26	
Sub Total		\$319,436.29	\$319,436.29
Fund	Fund Description		
31703	SB-9 State Match Cash		
Account Code	Account Description	Debit	Credit
31703-0000-11012-0000-000000-0000-00000	US Bank Cash Account	\$12,338.00	
31703-0000-43202-0000-001047-0000-00000	State Flowthrough Grant		\$12,338.00
Sub Total		\$12,338.00	\$12,338.00
Grand Total		\$4,655,079.35	\$4,655,079.35

Public Academy for Performing Arts

Monthly Balance Forecast Report

Cycle: FY2022; Begin Date: 07/01/2021; End Date: 02/28/2022; Account Type: Expenditure,Revenue; Account Expression: ((Fund) >= "11000") ; Created On: 3/16/2022 10:53:04 AM

Expenditure										
Description	July	August	September	October	November	December	January	February	Total (Date Range)	Budget (YTD)
51100 - Salaries Expense	(\$10,661.85)	(\$179,662.94)	(\$186,317.88)	(\$188,954.49)	(\$197,773.39)	(\$192,646.96)	(\$191,189.34)	(\$192,578.02)	(\$1,339,784.87)	(\$3,439,807.00)
51300 - Additional Compensation	\$0.00	(\$2,642.19)	(\$12,388.08)	(\$4,837.34)	(\$3,003.30)	(\$3,342.84)	(\$2,786.72)	(\$2,925.56)	(\$31,926.03)	(\$514,801.00)
52111 - Educational Retirement	(\$1,615.27)	(\$27,475.42)	(\$29,491.11)	(\$28,742.15)	(\$29,186.81)	(\$28,439.91)	(\$28,363.70)	(\$28,385.20)	(\$201,699.57)	(\$349,880.00)
52112 - ERA - Retiree Health	(\$213.24)	(\$3,646.11)	(\$3,974.14)	(\$3,875.85)	(\$3,915.54)	(\$3,819.78)	(\$3,778.44)	(\$3,802.92)	(\$27,026.02)	(\$47,357.00)
52210 - FICA Payments	(\$607.45)	(\$10,894.85)	(\$11,911.73)	(\$11,584.36)	(\$11,696.08)	(\$11,389.31)	(\$11,278.41)	(\$11,389.66)	(\$80,751.85)	(\$155,339.00)
52220 - Medicare Payments	(\$142.06)	(\$2,548.02)	(\$2,785.80)	(\$2,709.27)	(\$2,735.41)	(\$2,663.67)	(\$2,637.72)	(\$2,663.71)	(\$18,885.66)	(\$40,305.00)
52311 - Health and Medical Premiums	(\$1,480.93)	(\$13,941.22)	(\$15,281.92)	(\$19,291.70)	(\$19,436.61)	(\$19,027.97)	(\$18,552.60)	(\$17,767.34)	(\$124,780.29)	(\$189,186.00)
52312 - Life	(\$9.40)	(\$183.30)	(\$188.00)	(\$188.00)	(\$185.65)	(\$188.00)	(\$188.00)	(\$188.00)	(\$1,318.35)	(\$2,493.00)
52313 - Dental	(\$77.78)	(\$775.08)	(\$809.24)	(\$756.48)	(\$799.22)	(\$856.78)	(\$872.28)	(\$865.36)	(\$5,812.22)	(\$12,253.00)
52314 - Vision	(\$14.27)	(\$142.08)	(\$147.00)	(\$138.22)	(\$148.58)	(\$154.22)	(\$156.76)	(\$150.46)	(\$1,051.79)	(\$1,907.00)
52315 - Disability	(\$12.04)	(\$128.08)	(\$128.08)	(\$128.08)	(\$133.48)	(\$148.83)	(\$139.92)	(\$139.92)	(\$958.43)	(\$1,807.00)
52316 - Other Insurance	\$0.00	\$0.00	\$0.00	\$0.00	\$0.00	\$0.00	\$0.00	(\$56.82)	(\$56.82)	(\$75.00)
52500 - Unemployment Compensation	\$0.00	\$0.00	\$0.00	\$1.30	\$0.00	\$0.00	\$31.74	\$0.00	\$33.04	(\$4,745.00)
52511 - Unemployment Insurance Premium	(\$12.43)	(\$135.35)	(\$161.18)	(\$147.81)	(\$146.53)	(\$143.13)	(\$640.10)	(\$645.15)	(\$2,031.68)	\$0.00
52720 - Workers Compensation Employer's Fee	(\$11.50)	(\$89.70)	(\$11.50)	(\$98.90)	(\$9.20)	(\$2.30)	(\$132.50)	(\$4.60)	(\$360.20)	(\$511.00)
53211 - Diagnosticians - Contracted	\$0.00	\$0.00	(\$521.11)	(\$300.64)	(\$921.98)	(\$187.07)	(\$300.64)	\$0.00	(\$2,231.44)	(\$25,000.00)
53212 - Speech Therapists - Contracted	\$0.00	\$0.00	(\$5,175.90)	(\$5,827.68)	(\$4,562.46)	\$0.00	(\$3,258.90)	(\$3,910.68)	(\$22,735.62)	(\$50,000.00)
53213 - Occupational Therapists - Contracted	\$0.00	\$0.00	(\$1,403.01)	(\$1,403.01)	(\$2,939.64)	(\$935.34)	(\$467.67)	(\$1,870.68)	(\$9,019.35)	(\$25,000.00)
53215 - Psychologists - Contracted	\$0.00	\$0.00	\$0.00	\$0.00	(\$739.62)	(\$256.95)	(\$513.90)	(\$256.95)	(\$1,767.42)	(\$5,000.00)
53218 - Specialists - Contracted	\$0.00	\$0.00	\$0.00	\$0.00	\$0.00	\$0.00	\$0.00	\$0.00	\$0.00	(\$5,000.00)
53330 - Professional Development	\$0.00	\$0.00	(\$1,135.00)	\$0.00	\$0.00	\$0.00	(\$3,104.01)	(\$857.96)	(\$5,096.97)	(\$17,066.00)
53411 - Auditing	\$0.00	\$0.00	(\$647.25)	\$0.00	(\$12,567.44)	(\$2,831.72)	(\$2,831.72)	\$0.00	(\$18,878.13)	(\$17,000.00)
53413 - Legal	\$0.00	\$0.00	\$0.00	\$0.00	(\$162.66)	\$0.00	\$0.00	\$0.00	(\$162.66)	(\$20,000.00)
53712 - County Tax Collection Costs	\$0.00	\$0.00	\$0.00	\$0.00	\$0.00	\$0.00	\$0.00	\$0.00	\$0.00	(\$3,552.00)
54315 - Maintenance & Repair -	\$0.00	\$0.00	\$0.00	\$0.00	\$0.00	\$0.00	\$0.00	\$0.00	\$0.00	(\$5,000.00)
54411 - Electricity	(\$2,133.91)	(\$6,451.80)	\$0.00	(\$3,577.86)	(\$2,860.04)	(\$2,731.31)	\$0.00	(\$5,954.00)	(\$23,708.92)	(\$40,000.00)
54412 - Natural Gas (Buildings)	(\$60.14)	(\$77.68)	(\$240.04)	(\$463.95)	\$0.00	(\$1,815.77)	(\$3,245.26)	(\$4,509.51)	(\$10,412.35)	(\$20,000.00)
54415 - Water/Sewage	(\$3,457.21)	(\$7,609.69)	(\$4,073.86)	(\$3,449.12)	(\$234.37)	(\$2,346.45)	(\$2,100.76)	(\$1,826.69)	(\$25,098.15)	(\$45,000.00)
54610 - Renting Land and Buildings	\$0.00	\$0.00	\$0.00	\$0.00	(\$28,298.17)	(\$141,490.85)	(\$56,596.34)	\$0.00	(\$226,385.36)	(\$339,578.00)
55200 - Property/Liability Insurance	(\$66,989.00)	\$0.00	\$0.00	\$0.00	\$0.00	\$0.00	\$0.00	\$0.00	(\$66,989.00)	(\$65,000.00)
55400 - Advertising	\$0.00	\$0.00	(\$384.43)	\$0.00	(\$524.14)	\$0.00	\$0.00	\$0.00	(\$908.57)	(\$2,000.00)
55812 - Board Training	\$0.00	\$0.00	\$0.00	\$0.00	\$0.00	\$0.00	\$0.00	\$0.00	\$0.00	(\$3,500.00)
55813 - Employee Travel - Non-Teachers	\$0.00	\$0.00	\$0.00	\$0.00	\$0.00	\$0.00	\$0.00	\$0.00	\$0.00	\$0.00
55819 - Employee Travel - Teachers	\$0.00	\$0.00	\$0.00	\$0.00	\$0.00	\$0.00	\$0.00	\$0.00	\$0.00	\$0.00
55913 - Contracts-Inter-agency/REC	(\$97,570.11)	(\$6,707.70)	(\$4,668.08)	(\$2,054.73)	(\$2,347.62)	(\$1,206.96)	(\$2,895.94)	(\$115,346.90)	(\$232,798.04)	(\$527,420.20)
55915 - Other Contract Services	(\$7,147.19)	(\$9,754.67)	(\$8,191.10)	(\$14,467.31)	(\$4,515.75)	(\$9,747.75)	(\$5,892.88)	(\$6,623.42)	(\$66,340.07)	(\$370,839.79)
56111 - Instructional Materials Cash - 50%	(\$4,663.00)	\$0.00	(\$3,946.80)	\$0.00	\$0.00	\$0.00	\$0.00	\$0.00	(\$8,609.80)	(\$9,850.40)
56112 - Other Textbooks	(\$510.00)	(\$108.68)	(\$83.99)	(\$2,967.17)	(\$1,098.55)	(\$289.19)	(\$237.28)	(\$198.51)	(\$5,493.37)	(\$11,075.00)
56113 - Software	(\$751.08)	(\$3,394.89)	\$0.00	(\$1,875.00)	(\$11,262.62)	(\$2,784.99)	(\$482.29)	(\$240.00)	(\$20,790.87)	(\$117,125.00)
56114 - Library And Audio-Visual	\$0.00	\$0.00	\$0.00	\$0.00	\$0.00	\$0.00	\$0.00	\$0.00	\$0.00	(\$8,956.00)
56116 - Food	\$0.00	(\$5,467.86)	(\$3,046.26)	(\$8,044.32)	(\$6,154.46)	(\$4,958.50)	(\$2,237.52)	(\$9,010.77)	(\$38,919.69)	(\$63,077.41)
56117 - Non-Food	\$0.00	\$0.00	\$0.00	\$0.00	\$0.00	\$0.00	\$0.00	\$0.00	\$0.00	(\$2,000.00)
56118 - General Supplies and Materials	(\$8,474.30)	(\$6,877.14)	(\$14,160.58)	(\$11,121.64)	(\$9,280.78)	(\$4,891.68)	(\$9,037.76)	(\$7,339.88)	(\$71,183.76)	(\$385,844.32)
56211 - Gasoline	(\$63.01)	\$0.00	(\$61.86)	(\$58.02)	\$0.00	\$0.00	(\$92.00)	\$0.00	(\$274.89)	(\$1,000.00)
57200 - Buildings Purchase	\$0.00	\$0.00	\$0.00	\$0.00	\$0.00	\$0.00	\$0.00	\$0.00	\$0.00	\$0.00
57331 - Fixed Assets (More Than \$5,000)	\$0.00	\$0.00	\$0.00	\$0.00	\$0.00	\$0.00	\$0.00	\$0.00	\$0.00	(\$188,625.00)
57332 - Supply Assets (\$5,000 or Less)	(\$5,378.50)	(\$22,088.47)	(\$21,455.94)	(\$1,599.49)	(\$25,208.63)	(\$3,873.98)	(\$8,309.04)	(\$8,092.58)	(\$96,006.63)	(\$466,909.56)
Sub Total	(\$212,055.67)	(\$310,803.12)	(\$332,790.87)	(\$318,661.29)	(\$382,848.73)	(\$443,172.21)	(\$362,288.66)	(\$427,601.25)	(\$2,790,221.80)	(\$7,600,884.68)

Revenue										
Description	July	August	September	October	November	December	January	February	Total (Date Range)	Budget (YTD)
41110 - Ad Valorem Taxes – School District	\$9,863.82	\$3,633.62	\$1,501.15	\$1,386.70	\$931.56	\$3,634.00	\$170,489.29	\$143,334.04	\$334,774.18	\$535,010.00
41604 - Fees – Students/Food Services	\$0.00	\$0.00	\$0.00	\$0.00	\$126.00	\$0.00	\$0.00	\$0.00	\$126.00	\$1,000.00
41705 - Fees Users	\$4,010.68	\$1,005.40	\$12,341.94	\$25,036.66	\$12,285.67	\$5,361.00	\$1,092.20	\$6,379.47	\$67,513.02	\$130,000.00
41920 - Contributions and Donations From Private Sources	\$19.81	\$20.00	\$84.00	\$20.36	\$145.09	\$19.76	\$20.03	\$83.04	\$412.09	\$0.00
41921 - Instructional - Categorical	\$0.00	\$0.00	\$0.00	\$0.00	\$0.00	\$0.00	\$0.00	\$0.00	\$0.00	\$3,000.00
41922 - Instructional Support - Categorical	\$0.00	\$0.00	\$0.00	\$0.00	\$0.00	\$500.00	\$0.00	\$0.00	\$500.00	\$0.00
41923 - Administration - Categorical	\$0.00	\$0.00	\$0.00	\$0.00	\$0.00	\$2,500.00	\$0.00	\$0.00	\$2,500.00	\$0.00
41924 - District Flowthrough Grants	\$0.00	\$0.00	\$0.00	\$0.00	\$0.00	\$0.00	\$0.00	\$49,174.92	\$49,174.92	\$1,884,481.00
41980 - Refund of Prior Year's Expenditures	\$15,217.11	\$89.23	\$83,416.25	\$0.00	\$0.00	\$0.00	\$0.00	\$0.00	\$98,722.59	\$0.00
43101 - State Equalization Guarantee	\$297,141.31	\$297,141.31	\$297,141.31	\$297,141.31	\$297,141.31	\$297,141.30	\$297,141.31	\$308,928.41	\$2,388,917.57	\$3,565,696.00
43202 - State Flowthrough Grant	\$0.00	\$0.00	\$0.00	\$0.00	\$0.00	\$0.00	\$12,338.00	\$0.00	\$12,338.00	\$28,805.00
43204 - Prior Year Balances	\$0.00	\$0.00	\$0.00	\$0.00	\$0.00	\$0.00	\$0.00	\$0.00	\$0.00	\$25,026.00
43209 - PSCOC Awards	\$0.00	\$0.00	\$0.00	\$0.00	\$0.00	\$0.00	\$0.00	\$169,789.00	\$169,789.00	\$339,578.00
43220 - Lost/Damaged Destroyed Instructional Materials	\$0.00	\$0.00	\$0.00	\$0.00	\$0.00	\$0.00	\$0.00	\$0.00	\$0.00	\$0.00
44301 - Other Restricted Grants – Federal Direct	\$0.00	\$0.00	\$5,539.98	\$0.00	\$0.00	\$7,714.73	\$0.00	\$0.00	\$13,254.71	\$5,000.00
44500 - Restricted Grants From the Federal Government Through the State	\$0.00	\$0.00	\$0.00	\$15,502.47	\$20,598.96	\$27,421.00	\$16,496.83	\$29,235.79	\$109,255.05	\$60,000.00
Sub Total	\$326,252.73	\$301,889.56	\$400,024.63	\$339,087.50	\$331,228.59	\$344,291.79	\$497,577.66	\$706,924.67	\$3,247,277.13	\$6,577,596.00
Grand Total	\$114,197.06	(\$8,913.56)	\$67,233.76	\$20,426.21	(\$51,620.14)	(\$98,880.42)	\$135,289.00	\$279,323.42	\$457,055.33	(\$1,023,288.68)

Public Academy for Performing Arts

Account Balance Report

Cycle: FY2022; Begin Date: 07/01/2021; End Date: 02/28/2022; Primary Sort Element: Object; Secondary Sort Element: [None]; Account Expression: ((Fund] >= "11000") ; Created On: 3/16/2022 10:54:11 AM

Primary Sort Element	Secondary Sort Element								
11011									
Account Code	Description	Adopted Budget	Current Budget	Actuals	YTD Actuals	Encumbrance	Projected	YTD Available	
11000-0000-11011-0000-000000-0000-00000	Bank Accounts	\$0.00	\$0.00	\$0.00	\$0.00	\$0.00	\$0.00	\$0.00	\$0.00
Sub Total		\$0.00	\$0.00	\$0.00	\$0.00	\$0.00	\$0.00	\$0.00	\$0.00
11012									
Account Code	Description	Adopted Budget	Current Budget	Actuals	YTD Actuals	Encumbrance	Projected	YTD Available	
11000-0000-11012-0000-000000-0000-00000	US Bank Cash Account	\$0.00	\$0.00	\$817,984.64	\$817,984.64	\$0.00	\$817,984.64	(\$817,984.64)	
14000-0000-11012-0000-000000-0000-00000	US Bank Cash Account	\$0.00	\$0.00	\$0.00	\$0.00	\$0.00	\$0.00	\$0.00	
21000-0000-11012-0000-000000-0000-00000	US Bank Cash Account	\$0.00	\$0.00	\$79,236.08	\$79,236.08	\$0.00	\$79,236.08	(\$79,236.08)	
23000-0000-11012-0000-000000-0000-00000	US Bank Cash Account	\$0.00	\$0.00	\$174,135.76	\$174,135.76	\$0.00	\$174,135.76	(\$174,135.76)	
24106-0000-11012-0000-000000-0000-00000	US Bank Cash Account	\$0.00	\$0.00	(\$44,496.54)	(\$44,496.54)	\$0.00	(\$44,496.54)	\$44,496.54	
24154-0000-11012-0000-000000-0000-00000	US Bank Cash Account	\$0.00	\$0.00	(\$1,515.45)	(\$1,515.45)	\$0.00	(\$1,515.45)	\$1,515.45	
24301-0000-11012-0000-000000-0000-00000	US Bank Cash Account	\$0.00	\$0.00	\$0.00	\$0.00	\$0.00	\$0.00	\$0.00	
24307-0000-11012-0000-000000-0000-00000	US Bank Cash Account	\$0.00	\$0.00	(\$8,736.00)	(\$8,736.00)	\$0.00	(\$8,736.00)	\$8,736.00	
24308-0000-11012-0000-000000-0000-00000	US Bank Cash Account	\$0.00	\$0.00	(\$790.62)	(\$790.62)	\$0.00	(\$790.62)	\$790.62	
24316-0000-11012-0000-000000-0000-00000	US Bank Cash Account	\$0.00	\$0.00	\$0.00	\$0.00	\$0.00	\$0.00	\$0.00	
24330-0000-11012-0000-000000-0000-00000	US Bank Cash Account	\$0.00	\$0.00	(\$7,181.36)	(\$7,181.36)	\$0.00	(\$7,181.36)	\$7,181.36	
25152-0000-11012-0000-000000-0000-00000	US Bank Cash Account	\$0.00	\$0.00	\$49,932.82	\$49,932.82	\$0.00	\$49,932.82	(\$49,932.82)	
26207-0000-11012-0000-000000-0000-00000	US Bank Cash Account	\$0.00	\$0.00	\$2,512.88	\$2,512.88	\$0.00	\$2,512.88	(\$2,512.88)	
27109-0000-11012-0000-000000-0000-00000	US Bank Cash Account	\$0.00	\$0.00	\$1,240.60	\$1,240.60	\$0.00	\$1,240.60	(\$1,240.60)	
29130-0000-11012-0000-000000-0000-00000	US Bank Cash Account	\$0.00	\$0.00	\$6,310.23	\$6,310.23	\$0.00	\$6,310.23	(\$6,310.23)	
31200-0000-11012-0000-000000-0000-00000	US Bank Cash Account	\$0.00	\$0.00	(\$56,595.53)	(\$56,595.53)	\$0.00	(\$56,595.53)	\$56,595.53	
31600-0000-11012-0000-000000-0000-00000	US Bank Cash Account	\$0.00	\$0.00	\$153,296.30	\$153,296.30	\$0.00	\$153,296.30	(\$153,296.30)	
31701-0000-11012-0000-000000-0000-00000	US Bank Cash Account	\$0.00	\$0.00	\$271,275.19	\$271,275.19	\$0.00	\$271,275.19	(\$271,275.19)	
31703-0000-11012-0000-000000-0000-00000	US Bank Cash Account	\$0.00	\$0.00	\$12,338.00	\$12,338.00	\$5,114.85	\$17,452.85	(\$17,452.85)	
Sub Total		\$0.00	\$0.00	\$1,448,947.00	\$1,448,947.00	\$5,114.85	\$1,454,061.85	(\$1,454,061.85)	
21011									
Account Code	Description	Adopted Budget	Current Budget	Actuals	YTD Actuals	Encumbrance	Projected	YTD Available	
11000-0000-21011-0000-000000-0000-00000	Accounts Payable	\$0.00	\$0.00	\$0.00	\$0.00	\$0.00	\$0.00	\$0.00	
21000-0000-21011-0000-000000-0000-00000	Accounts Payable	\$0.00	\$0.00	\$0.00	\$0.00	\$0.00	\$0.00	\$0.00	
23000-0000-21011-0000-000000-0000-00000	Accounts Payable	\$0.00	\$0.00	\$0.00	\$0.00	\$0.00	\$0.00	\$0.00	
24154-0000-21011-0000-000000-0000-00000	Accounts Payable	\$0.00	\$0.00	\$0.00	\$0.00	\$0.00	\$0.00	\$0.00	
24308-0000-21011-0000-000000-0000-00000	Accounts Payable	\$0.00	\$0.00	\$0.00	\$0.00	\$0.00	\$0.00	\$0.00	
24316-0000-21011-0000-000000-0000-00000	Accounts Payable	\$0.00	\$0.00	\$0.00	\$0.00	\$0.00	\$0.00	\$0.00	
25152-0000-21011-0000-000000-0000-00000	Accounts Payable	\$0.00	\$0.00	\$0.00	\$0.00	\$0.00	\$0.00	\$0.00	
26207-0000-21011-0000-000000-0000-00000	Accounts Payable	\$0.00	\$0.00	\$0.00	\$0.00	\$0.00	\$0.00	\$0.00	
27109-0000-21011-0000-000000-0000-00000	Accounts Payable	\$0.00	\$0.00	\$0.00	\$0.00	\$0.00	\$0.00	\$0.00	
29130-0000-21011-0000-000000-0000-00000	Accounts Payable	\$0.00	\$0.00	\$0.00	\$0.00	\$0.00	\$0.00	\$0.00	
31200-0000-21011-0000-000000-0000-00000	Accounts Payable	\$0.00	\$0.00	\$0.00	\$0.00	\$0.00	\$0.00	\$0.00	
31600-0000-21011-0000-000000-0000-00000	Accounts Payable	\$0.00	\$0.00	\$0.00	\$0.00	\$0.00	\$0.00	\$0.00	
31701-0000-21011-0000-000000-0000-00000	Accounts Payable	\$0.00	\$0.00	\$0.00	\$0.00	\$0.00	\$0.00	\$0.00	
Sub Total		\$0.00	\$0.00	\$0.00	\$0.00	\$0.00	\$0.00	\$0.00	\$0.00
23011									
Account Code	Description	Adopted Budget	Current Budget	Actuals	YTD Actuals	Encumbrance	Projected	YTD Available	

11000-0000-23011-0000-001047-0000-00000	Accrued Salaries and Benefits	\$0.00	\$0.00	(\$235,425.39)	(\$235,425.39)	\$0.00	(\$235,425.39)	\$235,425.39
21000-0000-23011-0000-001047-0000-00000	Accrued Salaries and Benefits	\$0.00	\$0.00	(\$2,332.99)	(\$2,332.99)	\$0.00	(\$2,332.99)	\$2,332.99
24106-0000-23011-0000-001047-0000-00000	Accrued Salaries and Benefits	\$0.00	\$0.00	(\$12,015.58)	(\$12,015.58)	\$0.00	(\$12,015.58)	\$12,015.58
24154-0000-23011-0000-001047-0000-00000	Accrued Salaries and Benefits	\$0.00	\$0.00	(\$1,249.00)	(\$1,249.00)	\$0.00	(\$1,249.00)	\$1,249.00
24301-0000-23011-0000-000000-0000-00000	Accrued Salaries and Benefits	\$0.00	\$0.00	(\$4,924.86)	(\$4,924.86)	\$0.00	(\$4,924.86)	\$4,924.86
Sub Total		\$0.00	\$0.00	(\$255,947.82)	(\$255,947.82)	\$0.00	(\$255,947.82)	\$255,947.82

Primary Sort Element	Secondary Sort Element
23100	

Account Code	Description	Adopted Budget	Current Budget	Actuals	YTD Actuals	Encumbrance	Projected	YTD Available
11000-0000-23100-0000-000000-0000-00000	Payroll Deductions and Withholdings	\$0.00	\$0.00	(\$219.38)	(\$219.38)	\$0.00	(\$219.38)	\$219.38
11000-0000-23100-0000-001047-0000-00000	Payroll Deductions and Withholdings (Employees)	\$0.00	\$0.00	\$0.00	\$0.00	\$0.00	\$0.00	\$0.00
21000-0000-23100-0000-000000-0000-00000	Payroll Deductions and Withholdings	\$0.00	\$0.00	(\$4.30)	(\$4.30)	\$0.00	(\$4.30)	\$4.30
24106-0000-23100-0000-000000-0000-00000	Payroll Deductions and Withholdings	\$0.00	\$0.00	(\$3.83)	(\$3.83)	\$0.00	(\$3.83)	\$3.83
24154-0000-23100-0000-000000-0000-00000	Payroll Deductions and Withholdings	\$0.00	\$0.00	(\$0.13)	(\$0.13)	\$0.00	(\$0.13)	\$0.13
24301-0000-23100-0000-000000-0000-00000	Payroll Deductions and Withholdings	\$0.00	\$0.00	\$0.00	\$0.00	\$0.00	\$0.00	\$0.00
24307-0000-23100-0000-000000-0000-00000	Payroll Deductions and Withholdings	\$0.00	\$0.00	\$0.00	\$0.00	\$0.00	\$0.00	\$0.00
24308-0000-23100-0000-000000-0000-00000	Payroll Deductions and Withholdings	\$0.00	\$0.00	\$0.00	\$0.00	\$0.00	\$0.00	\$0.00
24330-0000-23100-0000-000000-0000-00000	Payroll Deductions and Withholdings	\$0.00	\$0.00	(\$4.56)	(\$4.56)	\$0.00	(\$4.56)	\$4.56
Sub Total		\$0.00	\$0.00	(\$232.20)	(\$232.20)	\$0.00	(\$232.20)	\$232.20

Primary Sort Element	Secondary Sort Element
23147	

Account Code	Description	Adopted Budget	Current Budget	Actuals	YTD Actuals	Encumbrance	Projected	YTD Available
11000-0000-23147-0000-000000-0000-00000	Voluntary Deductions	\$0.00	\$0.00	\$226.22	\$226.22	\$0.00	\$226.22	(\$226.22)
24154-0000-23147-0000-000000-0000-00000	Voluntary Deductions	\$0.00	\$0.00	\$1.14	\$1.14	\$0.00	\$1.14	(\$1.14)
24330-0000-23147-0000-000000-0000-00000	Voluntary Deductions	\$0.00	\$0.00	\$0.00	\$0.00	\$0.00	\$0.00	\$0.00
Sub Total		\$0.00	\$0.00	\$227.36	\$227.36	\$0.00	\$227.36	(\$227.36)

Primary Sort Element	Secondary Sort Element
23221	

Account Code	Description	Adopted Budget	Current Budget	Actuals	YTD Actuals	Encumbrance	Projected	YTD Available
11000-0000-23221-0000-000000-0000-00000	Salaries & Wages	\$0.00	\$0.00	\$107,955.51	\$107,955.51	\$0.00	\$107,955.51	(\$107,955.51)
21000-0000-23221-0000-000000-0000-00000	Salaries & Wages	\$0.00	\$0.00	\$1,389.93	\$1,389.93	\$0.00	\$1,389.93	(\$1,389.93)
24106-0000-23221-0000-000000-0000-00000	Salaries & Wages	\$0.00	\$0.00	\$3,875.80	\$3,875.80	\$0.00	\$3,875.80	(\$3,875.80)
24154-0000-23221-0000-000000-0000-00000	Salaries & Wages	\$0.00	\$0.00	\$481.83	\$481.83	\$0.00	\$481.83	(\$481.83)
24301-0000-23221-0000-000000-0000-00000	Salaries & Wages	\$0.00	\$0.00	\$1,806.75	\$1,806.75	\$0.00	\$1,806.75	(\$1,806.75)
24307-0000-23221-0000-000000-0000-00000	Salaries & Wages	\$0.00	\$0.00	\$0.00	\$0.00	\$0.00	\$0.00	\$0.00
24308-0000-23221-0000-000000-0000-00000	Salaries & Wages	\$0.00	\$0.00	\$0.00	\$0.00	\$0.00	\$0.00	\$0.00
24330-0000-23221-0000-000000-0000-00000	Salaries & Wages	\$0.00	\$0.00	\$0.00	\$0.00	\$0.00	\$0.00	\$0.00
Sub Total		\$0.00	\$0.00	\$115,509.82	\$115,509.82	\$0.00	\$115,509.82	(\$115,509.82)

Primary Sort Element	Secondary Sort Element
23222	

Account Code	Description	Adopted Budget	Current Budget	Actuals	YTD Actuals	Encumbrance	Projected	YTD Available
11000-0000-23222-0000-000000-0000-00000	Social Security - OASDI	\$0.00	\$0.00	\$0.00	\$0.00	\$0.00	\$0.00	\$0.00
21000-0000-23222-0000-000000-0000-00000	Social Security - OASDI	\$0.00	\$0.00	\$0.00	\$0.00	\$0.00	\$0.00	\$0.00
24106-0000-23222-0000-000000-0000-00000	Social Security - OASDI	\$0.00	\$0.00	\$0.00	\$0.00	\$0.00	\$0.00	\$0.00
24154-0000-23222-0000-000000-0000-00000	Social Security - OASDI	\$0.00	\$0.00	\$0.00	\$0.00	\$0.00	\$0.00	\$0.00
24307-0000-23222-0000-000000-0000-00000	Social Security - OASDI	\$0.00	\$0.00	\$0.00	\$0.00	\$0.00	\$0.00	\$0.00
24308-0000-23222-0000-000000-0000-00000	Social Security - OASDI	\$0.00	\$0.00	\$0.00	\$0.00	\$0.00	\$0.00	\$0.00
24330-0000-23222-0000-000000-0000-00000	Social Security - OASDI	\$0.00	\$0.00	\$0.00	\$0.00	\$0.00	\$0.00	\$0.00
Sub Total		\$0.00	\$0.00	\$0.00	\$0.00	\$0.00	\$0.00	\$0.00

Primary Sort Element	Secondary Sort Element
23224	

Account Code	Description	Adopted Budget	Current Budget	Actuals	YTD Actuals	Encumbrance	Projected	YTD Available
--------------	-------------	----------------	----------------	---------	-------------	-------------	-----------	---------------

11000-0000-23224-0000-000000-0000-00000	State Retirement Contributions	\$0.00	\$0.00	\$26,373.65	\$26,373.65	\$0.00	\$26,373.65	(\$26,373.65)
21000-0000-23224-0000-000000-0000-00000	State Retirement Contributions	\$0.00	\$0.00	\$212.07	\$212.07	\$0.00	\$212.07	(\$212.07)
24106-0000-23224-0000-000000-0000-00000	State Retirement Contributions	\$0.00	\$0.00	\$1,303.02	\$1,303.02	\$0.00	\$1,303.02	(\$1,303.02)
24154-0000-23224-0000-000000-0000-00000	State Retirement Contributions	\$0.00	\$0.00	\$220.01	\$220.01	\$0.00	\$220.01	(\$220.01)
24301-0000-23224-0000-000000-0000-00000	State Retirement Contributions	\$0.00	\$0.00	\$1,049.47	\$1,049.47	\$0.00	\$1,049.47	(\$1,049.47)
24307-0000-23224-0000-000000-0000-00000	State Retirement Contributions	\$0.00	\$0.00	\$0.00	\$0.00	\$0.00	\$0.00	\$0.00
24308-0000-23224-0000-000000-0000-00000	State Retirement Contributions	\$0.00	\$0.00	(\$81.98)	(\$81.98)	\$0.00	(\$81.98)	\$81.98
24330-0000-23224-0000-000000-0000-00000	State Retirement Contributions	\$0.00	\$0.00	(\$647.98)	(\$647.98)	\$0.00	(\$647.98)	\$647.98
Sub Total		\$0.00	\$0.00	\$28,428.26	\$28,428.26	\$0.00	\$28,428.26	(\$28,428.26)

Primary Sort Element 23225	Secondary Sort Element
--------------------------------------	-------------------------------

Account Code	Description	Adopted Budget	Current Budget	Actuals	YTD Actuals	Encumbrance	Projected	YTD Available
11000-0000-23225-0000-000000-0000-00000	Employment Insurance	\$0.00	\$0.00	\$15,544.26	\$15,544.26	\$0.00	\$15,544.26	(\$15,544.26)
21000-0000-23225-0000-000000-0000-00000	Employment Insurance	\$0.00	\$0.00	\$2.90	\$2.90	\$0.00	\$2.90	(\$2.90)
24106-0000-23225-0000-000000-0000-00000	Employment Insurance	\$0.00	\$0.00	\$1,432.95	\$1,432.95	\$0.00	\$1,432.95	(\$1,432.95)
24154-0000-23225-0000-000000-0000-00000	Employment Insurance	\$0.00	\$0.00	\$184.81	\$184.81	\$0.00	\$184.81	(\$184.81)
24301-0000-23225-0000-000000-0000-00000	Employment Insurance	\$0.00	\$0.00	\$67.24	\$67.24	\$0.00	\$67.24	(\$67.24)
24308-0000-23225-0000-000000-0000-00000	Employment Insurance	\$0.00	\$0.00	(\$61.75)	(\$61.75)	\$0.00	(\$61.75)	\$61.75
24330-0000-23225-0000-000000-0000-00000	Employment Insurance	\$0.00	\$0.00	(\$681.63)	(\$681.63)	\$0.00	(\$681.63)	\$681.63
Sub Total		\$0.00	\$0.00	\$16,488.78	\$16,488.78	\$0.00	\$16,488.78	(\$16,488.78)

Primary Sort Element 23226	Secondary Sort Element
--------------------------------------	-------------------------------

Account Code	Description	Adopted Budget	Current Budget	Actuals	YTD Actuals	Encumbrance	Projected	YTD Available
11000-0000-23226-0000-000000-0000-00000	Unemployment Insurance	\$0.00	\$0.00	(\$1,214.86)	(\$1,214.86)	\$0.00	(\$1,214.86)	\$1,214.86
21000-0000-23226-0000-000000-0000-00000	Unemployment Insurance	\$0.00	\$0.00	(\$15.04)	(\$15.04)	\$0.00	(\$15.04)	\$15.04
24106-0000-23226-0000-000000-0000-00000	Unemployment Insurance	\$0.00	\$0.00	(\$32.67)	(\$32.67)	\$0.00	(\$32.67)	\$32.67
24154-0000-23226-0000-000000-0000-00000	Unemployment Insurance	\$0.00	\$0.00	(\$0.88)	(\$0.88)	\$0.00	(\$0.88)	\$0.88
24308-0000-23226-0000-000000-0000-00000	Unemployment Insurance	\$0.00	\$0.00	(\$1.58)	(\$1.58)	\$0.00	(\$1.58)	\$1.58
24330-0000-23226-0000-000000-0000-00000	Unemployment Insurance	\$0.00	\$0.00	(\$20.22)	(\$20.22)	\$0.00	(\$20.22)	\$20.22
Sub Total		\$0.00	\$0.00	(\$1,285.25)	(\$1,285.25)	\$0.00	(\$1,285.25)	\$1,285.25

Primary Sort Element 23241	Secondary Sort Element
--------------------------------------	-------------------------------

Account Code	Description	Adopted Budget	Current Budget	Actuals	YTD Actuals	Encumbrance	Projected	YTD Available
11000-0000-23241-0000-000000-0000-00000	Federal Income Taxes	\$0.00	\$0.00	\$0.00	\$0.00	\$0.00	\$0.00	\$0.00
21000-0000-23241-0000-000000-0000-00000	Federal Income Taxes	\$0.00	\$0.00	\$0.00	\$0.00	\$0.00	\$0.00	\$0.00
24106-0000-23241-0000-000000-0000-00000	Federal Income Taxes	\$0.00	\$0.00	\$0.00	\$0.00	\$0.00	\$0.00	\$0.00
24154-0000-23241-0000-000000-0000-00000	Federal Income Taxes	\$0.00	\$0.00	\$0.00	\$0.00	\$0.00	\$0.00	\$0.00
24307-0000-23241-0000-000000-0000-00000	Federal Income Taxes	\$0.00	\$0.00	\$0.00	\$0.00	\$0.00	\$0.00	\$0.00
24308-0000-23241-0000-000000-0000-00000	Federal Income Taxes	\$0.00	\$0.00	\$0.00	\$0.00	\$0.00	\$0.00	\$0.00
24330-0000-23241-0000-000000-0000-00000	Federal Income Taxes	\$0.00	\$0.00	\$0.00	\$0.00	\$0.00	\$0.00	\$0.00
Sub Total		\$0.00	\$0.00	\$0.00	\$0.00	\$0.00	\$0.00	\$0.00

Primary Sort Element 23242	Secondary Sort Element
--------------------------------------	-------------------------------

Account Code	Description	Adopted Budget	Current Budget	Actuals	YTD Actuals	Encumbrance	Projected	YTD Available
11000-0000-23242-0000-000000-0000-00000	State Income Taxes	\$0.00	\$0.00	(\$4,972.86)	(\$4,972.86)	\$0.00	(\$4,972.86)	\$4,972.86
21000-0000-23242-0000-000000-0000-00000	State Income Taxes	\$0.00	\$0.00	(\$53.16)	(\$53.16)	\$0.00	(\$53.16)	\$53.16
24106-0000-23242-0000-000000-0000-00000	State Income Taxes	\$0.00	\$0.00	(\$94.41)	(\$94.41)	\$0.00	(\$94.41)	\$94.41
24154-0000-23242-0000-000000-0000-00000	State Income Taxes	\$0.00	\$0.00	(\$4.44)	(\$4.44)	\$0.00	(\$4.44)	\$4.44
24307-0000-23242-0000-000000-0000-00000	State Income Taxes	\$0.00	\$0.00	\$0.00	\$0.00	\$0.00	\$0.00	\$0.00
24308-0000-23242-0000-000000-0000-00000	State Income Taxes	\$0.00	\$0.00	(\$16.36)	(\$16.36)	\$0.00	(\$16.36)	\$16.36
24330-0000-23242-0000-000000-0000-00000	State Income Taxes	\$0.00	\$0.00	(\$115.52)	(\$115.52)	\$0.00	(\$115.52)	\$115.52
Sub Total		\$0.00	\$0.00	(\$5,256.75)	(\$5,256.75)	\$0.00	(\$5,256.75)	\$5,256.75

Primary Sort Element		Secondary Sort Element							
23243									
Account Code	Description	Adopted Budget	Current Budget	Actuals	YTD Actuals	Encumbrance	Projected	YTD Available	
11000-0000-23243-0000-000000-0000-00000	Social Security - OASDI	\$0.00	\$0.00	\$0.00	\$0.00	\$0.00	\$0.00	\$0.00	
21000-0000-23243-0000-000000-0000-00000	Social Security - OASDI	\$0.00	\$0.00	\$0.00	\$0.00	\$0.00	\$0.00	\$0.00	
24106-0000-23243-0000-000000-0000-00000	Social Security - OASDI	\$0.00	\$0.00	\$0.00	\$0.00	\$0.00	\$0.00	\$0.00	
24154-0000-23243-0000-000000-0000-00000	Social Security - OASDI	\$0.00	\$0.00	\$0.00	\$0.00	\$0.00	\$0.00	\$0.00	
24307-0000-23243-0000-000000-0000-00000	Social Security - OASDI	\$0.00	\$0.00	\$0.00	\$0.00	\$0.00	\$0.00	\$0.00	
24308-0000-23243-0000-000000-0000-00000	Social Security - OASDI	\$0.00	\$0.00	\$0.00	\$0.00	\$0.00	\$0.00	\$0.00	
24330-0000-23243-0000-000000-0000-00000	Social Security - OASDI	\$0.00	\$0.00	\$0.00	\$0.00	\$0.00	\$0.00	\$0.00	
Sub Total		\$0.00	\$0.00	\$0.00	\$0.00	\$0.00	\$0.00	\$0.00	

Primary Sort Element		Secondary Sort Element							
23245									
Account Code	Description	Adopted Budget	Current Budget	Actuals	YTD Actuals	Encumbrance	Projected	YTD Available	
11000-0000-23245-0000-000000-0000-00000	State Retirement Contributions	\$0.00	\$0.00	\$20,195.10	\$20,195.10	\$0.00	\$20,195.10	(\$20,195.10)	
21000-0000-23245-0000-000000-0000-00000	State Retirement Contributions	\$0.00	\$0.00	\$129.45	\$129.45	\$0.00	\$129.45	(\$129.45)	
24106-0000-23245-0000-000000-0000-00000	State Retirement Contributions	\$0.00	\$0.00	\$979.80	\$979.80	\$0.00	\$979.80	(\$979.80)	
24154-0000-23245-0000-000000-0000-00000	State Retirement Contributions	\$0.00	\$0.00	\$159.62	\$159.62	\$0.00	\$159.62	(\$159.62)	
24301-0000-23245-0000-000000-0000-00000	State Retirement Contributions	\$0.00	\$0.00	\$760.32	\$760.32	\$0.00	\$760.32	(\$760.32)	
24307-0000-23245-0000-000000-0000-00000	State Retirement Contributions	\$0.00	\$0.00	\$0.00	\$0.00	\$0.00	\$0.00	\$0.00	
24308-0000-23245-0000-000000-0000-00000	State Retirement Contributions	\$0.00	\$0.00	(\$55.93)	(\$55.93)	\$0.00	(\$55.93)	\$55.93	
24330-0000-23245-0000-000000-0000-00000	State Retirement Contributions	\$0.00	\$0.00	(\$405.32)	(\$405.32)	\$0.00	(\$405.32)	\$405.32	
Sub Total		\$0.00	\$0.00	\$21,763.04	\$21,763.04	\$0.00	\$21,763.04	(\$21,763.04)	

Primary Sort Element		Secondary Sort Element							
28041									
Account Code	Description	Adopted Budget	Current Budget	Actuals	YTD Actuals	Encumbrance	Projected	YTD Available	
11000-0000-28041-0000-000000-0000-00000	Compensated Absences – Long Term	\$0.00	\$0.00	\$82.21	\$82.21	\$0.00	\$82.21	(\$82.21)	
24106-0000-28041-0000-000000-0000-00000	Compensated Absences – Long Term	\$0.00	\$0.00	\$9.56	\$9.56	\$0.00	\$9.56	(\$9.56)	
24154-0000-28041-0000-000000-0000-00000	Compensated Absences – Long Term	\$0.00	\$0.00	\$1.06	\$1.06	\$0.00	\$1.06	(\$1.06)	
24330-0000-28041-0000-000000-0000-00000	Compensated Absences – Long Term	\$0.00	\$0.00	(\$1.25)	(\$1.25)	\$0.00	(\$1.25)	\$1.25	
Sub Total		\$0.00	\$0.00	\$91.58	\$91.58	\$0.00	\$91.58	(\$91.58)	

Primary Sort Element		Secondary Sort Element							
28247									
Account Code	Description	Adopted Budget	Current Budget	Actuals	YTD Actuals	Encumbrance	Projected	YTD Available	
11000-0000-28247-0000-000000-0000-00000	Voluntary Deductions	\$0.00	\$0.00	\$10,731.53	\$10,731.53	\$0.00	\$10,731.53	(\$10,731.53)	
24106-0000-28247-0000-000000-0000-00000	Voluntary Deductions	\$0.00	\$0.00	\$1,369.76	\$1,369.76	\$0.00	\$1,369.76	(\$1,369.76)	
24154-0000-28247-0000-000000-0000-00000	Voluntary Deductions	\$0.00	\$0.00	\$142.43	\$142.43	\$0.00	\$142.43	(\$142.43)	
24301-0000-28247-0000-000000-0000-00000	Voluntary Deductions	\$0.00	\$0.00	\$1,241.08	\$1,241.08	\$0.00	\$1,241.08	(\$1,241.08)	
24308-0000-28247-0000-000000-0000-00000	Voluntary Deductions	\$0.00	\$0.00	(\$49.45)	(\$49.45)	\$0.00	(\$49.45)	\$49.45	
24330-0000-28247-0000-000000-0000-00000	Voluntary Deductions	\$0.00	\$0.00	(\$457.69)	(\$457.69)	\$0.00	(\$457.69)	\$457.69	
Sub Total		\$0.00	\$0.00	\$12,977.66	\$12,977.66	\$0.00	\$12,977.66	(\$12,977.66)	

Primary Sort Element		Secondary Sort Element							
32013									
Account Code	Description	Adopted Budget	Current Budget	Actuals	YTD Actuals	Encumbrance	Projected	YTD Available	
11000-0000-32013-0000-000000-0000-00000	Reserve for Encumbrances	\$0.00	\$0.00	\$0.00	\$0.00	(\$1,415,805.20)	(\$1,415,805.20)	\$1,415,805.20	
21000-0000-32013-0000-000000-0000-00000	Reserve for Encumbrances	\$0.00	\$0.00	\$0.00	\$0.00	(\$27,814.81)	(\$27,814.81)	\$27,814.81	
23000-0000-32013-0000-000000-0000-00000	Reserve for Encumbrances	\$0.00	\$0.00	\$0.00	\$0.00	(\$35,586.68)	(\$35,586.68)	\$35,586.68	
24106-0000-32013-0000-000000-0000-00000	Reserve for Encumbrances	\$0.00	\$0.00	\$0.00	\$0.00	(\$34,103.10)	(\$34,103.10)	\$34,103.10	
24154-0000-32013-0000-000000-0000-00000	Reserve for Encumbrances	\$0.00	\$0.00	\$0.00	\$0.00	(\$1,168.02)	(\$1,168.02)	\$1,168.02	
24307-0000-32013-0000-000000-0000-00000	Reserve for Encumbrances	\$0.00	\$0.00	\$0.00	\$0.00	\$0.00	\$0.00	\$0.00	
24308-0000-32013-0000-000000-0000-00000	Reserve for Encumbrances	\$0.00	\$0.00	\$0.00	\$0.00	(\$2,408.68)	(\$2,408.68)	\$2,408.68	
24316-0000-32013-0000-000000-0000-00000	Reserve for Encumbrances	\$0.00	\$0.00	\$0.00	\$0.00	\$0.00	\$0.00	\$0.00	
24330-0000-32013-0000-000000-0000-00000	Reserve for Encumbrances	\$0.00	\$0.00	\$0.00	\$0.00	(\$40,204.83)	(\$40,204.83)	\$40,204.83	

25152-0000-32013-0000-000000-0000-00000	Reserve for Encumbrances	\$0.00	\$0.00	\$0.00	\$0.00	(\$2,735.30)	(\$2,735.30)	\$2,735.30
26207-0000-32013-0000-000000-0000-00000	Reserve for Encumbrances	\$0.00	\$0.00	\$0.00	\$0.00	\$0.00	\$0.00	\$0.00
27109-0000-32013-0000-000000-0000-00000	Reserve for Encumbrances	\$0.00	\$0.00	\$0.00	\$0.00	\$0.00	\$0.00	\$0.00
29130-0000-32013-0000-000000-0000-00000	Reserve for Encumbrances	\$0.00	\$0.00	\$0.00	\$0.00	(\$258.37)	(\$258.37)	\$258.37
31200-0000-32013-0000-000000-0000-00000	Reserve for Encumbrances	\$0.00	\$0.00	\$0.00	\$0.00	(\$84,894.51)	(\$84,894.51)	\$84,894.51
31600-0000-32013-0000-000000-0000-00000	Reserve for Encumbrances	\$0.00	\$0.00	\$0.00	\$0.00	(\$153,991.19)	(\$153,991.19)	\$153,991.19
31701-0000-32013-0000-000000-0000-00000	Reserve for Encumbrances	\$0.00	\$0.00	\$0.00	\$0.00	(\$24,992.78)	(\$24,992.78)	\$24,992.78
31703-0000-32013-0000-000000-0000-00000	Reserve for Encumbrances	\$0.00	\$0.00	\$0.00	\$0.00	(\$8,854.75)	(\$8,854.75)	\$8,854.75
Sub Total		\$0.00	\$0.00	\$0.00	\$0.00	(\$1,832,818.22)	(\$1,832,818.22)	\$1,832,818.22

Primary Sort Element **Secondary Sort Element**
32300

Account Code	Description	Adopted Budget	Current Budget	Actuals	YTD Actuals	Encumbrance	Projected	YTD Available
11000-0000-32300-0000-001047-0000-00000	Unreserved Fund Balance	(\$345,000.00)	(\$415,841.55)	(\$415,841.55)	(\$415,841.55)	\$0.00	(\$415,841.55)	\$0.00
21000-0000-32300-0000-001047-0000-00000	Unreserved Fund Balance	(\$26,000.00)	(\$29,077.41)	(\$29,077.41)	(\$29,077.41)	\$0.00	(\$29,077.41)	\$0.00
23000-0000-32300-0000-001047-0000-00000	Unreserved Fund Balance	(\$136,265.00)	(\$159,844.32)	(\$159,844.32)	(\$159,844.32)	\$0.00	(\$159,844.32)	\$0.00
24154-0000-32300-0000-001047-0000-00000	Unreserved Fund Balance	\$0.00	\$0.00	\$15,217.11	\$15,217.11	\$0.00	\$15,217.11	(\$15,217.11)
25152-0000-32300-0000-001047-0000-00000	Unreserved Fund Balance	(\$30,000.00)	(\$38,659.15)	(\$38,659.15)	(\$38,659.15)	\$0.00	(\$38,659.15)	\$0.00
26207-0000-32300-0000-001047-0000-00000	Unreserved Fund Balance	(\$3,000.00)	(\$2,512.88)	(\$2,512.88)	(\$2,512.88)	\$0.00	(\$2,512.88)	\$0.00
27109-0000-32300-0000-001047-0000-00000	Unreserved Fund Balance	(\$9,850.40)	(\$9,850.40)	(\$9,850.40)	(\$9,850.40)	\$0.00	(\$9,850.40)	\$0.00
29130-0000-32300-0000-001047-0000-00000	Unreserved Fund Balance	(\$5,600.00)	(\$5,735.36)	(\$5,735.36)	(\$5,735.36)	\$0.00	(\$5,735.36)	\$0.00
31200-0000-32300-0000-001047-0000-00000	Unreserved Fund Balance	\$0.00	\$0.00	\$83,415.42	\$83,415.42	\$0.00	\$83,415.42	(\$83,415.42)
31600-0000-32300-0000-001047-0000-00000	Unreserved Fund Balance	(\$22,863.00)	(\$155,819.20)	(\$155,819.20)	(\$155,819.20)	\$0.00	(\$155,819.20)	\$0.00
31701-0000-32300-0000-001047-0000-00000	Unreserved Fund Balance	(\$182,000.00)	(\$205,948.41)	(\$205,948.41)	(\$205,948.41)	\$0.00	(\$205,948.41)	\$0.00
Sub Total		(\$760,578.40)	(\$1,023,288.68)	(\$924,656.15)	(\$924,656.15)	\$0.00	(\$924,656.15)	(\$98,632.53)

Primary Sort Element **Secondary Sort Element**
41110

Account Code	Description	Adopted Budget	Current Budget	Actuals	YTD Actuals	Encumbrance	Projected	YTD Available
31600-0000-41110-0000-001047-0000-00000	Ad Valorem Taxes – School District	(\$355,153.00)	(\$355,153.00)	(\$221,286.30)	(\$221,286.30)	\$0.00	(\$221,286.30)	(\$133,866.70)
31701-0000-41110-0000-001047-0000-00000	Ad Valorem Taxes – School District	(\$179,857.00)	(\$179,857.00)	(\$113,487.88)	(\$113,487.88)	\$0.00	(\$113,487.88)	(\$66,369.12)
Sub Total		(\$535,010.00)	(\$535,010.00)	(\$334,774.18)	(\$334,774.18)	\$0.00	(\$334,774.18)	(\$200,235.82)

Primary Sort Element **Secondary Sort Element**
41604

Account Code	Description	Adopted Budget	Current Budget	Actuals	YTD Actuals	Encumbrance	Projected	YTD Available
21000-0000-41604-0000-001047-0000-00000	Fees – Students/Food Services	(\$1,000.00)	(\$1,000.00)	(\$126.00)	(\$126.00)	\$0.00	(\$126.00)	(\$874.00)
Sub Total		(\$1,000.00)	(\$1,000.00)	(\$126.00)	(\$126.00)	\$0.00	(\$126.00)	(\$874.00)

Primary Sort Element **Secondary Sort Element**
41705

Account Code	Description	Adopted Budget	Current Budget	Actuals	YTD Actuals	Encumbrance	Projected	YTD Available
11000-0000-41705-0000-001047-0000-00000	Fees Users	\$0.00	\$0.00	(\$345.00)	(\$345.00)	\$0.00	(\$345.00)	\$345.00
23000-0000-41705-0000-001047-0000-00000	Fees Users	(\$130,000.00)	(\$130,000.00)	\$0.00	\$0.00	\$0.00	\$0.00	(\$130,000.00)
23000-0000-41705-0000-001047-0000-00100	Fees Users	\$0.00	\$0.00	(\$14,062.29)	(\$14,062.29)	\$0.00	(\$14,062.29)	\$14,062.29
23000-0000-41705-0000-001047-0000-00102	Fees Users	\$0.00	\$0.00	(\$4,228.99)	(\$4,228.99)	\$0.00	(\$4,228.99)	\$4,228.99
23000-0000-41705-0000-001047-0000-00103	Fees Users	\$0.00	\$0.00	(\$812.50)	(\$812.50)	\$0.00	(\$812.50)	\$812.50
23000-0000-41705-0000-001047-0000-00104	Fees Users	\$0.00	\$0.00	(\$18,597.50)	(\$18,597.50)	\$0.00	(\$18,597.50)	\$18,597.50
23000-0000-41705-0000-001047-0000-00106	Fees Users	\$0.00	\$0.00	(\$1,392.50)	(\$1,392.50)	\$0.00	(\$1,392.50)	\$1,392.50
23000-0000-41705-0000-001047-0000-00107	Fees Users	\$0.00	\$0.00	(\$1,284.10)	(\$1,284.10)	\$0.00	(\$1,284.10)	\$1,284.10

23000-0000-41705-0000-001047-0000-00108	Fees Users	\$0.00	\$0.00	(\$1,179.00)	(\$1,179.00)	\$0.00	(\$1,179.00)	\$1,179.00
23000-0000-41705-0000-001047-0000-00109	Fees Users	\$0.00	\$0.00	(\$10.00)	(\$10.00)	\$0.00	(\$10.00)	\$10.00
23000-0000-41705-0000-001047-0000-00111	Fees Users	\$0.00	\$0.00	(\$927.10)	(\$927.10)	\$0.00	(\$927.10)	\$927.10
23000-0000-41705-0000-001047-0000-00113	Fees Users	\$0.00	\$0.00	(\$1,563.27)	(\$1,563.27)	\$0.00	(\$1,563.27)	\$1,563.27
23000-0000-41705-0000-001047-0000-00116	Fees Users	\$0.00	\$0.00	(\$1,097.50)	(\$1,097.50)	\$0.00	(\$1,097.50)	\$1,097.50
23000-0000-41705-0000-001047-0000-00118	Fees Users	\$0.00	\$0.00	(\$1,111.20)	(\$1,111.20)	\$0.00	(\$1,111.20)	\$1,111.20
23000-0000-41705-0000-001047-0000-00119	Fees Users	\$0.00	\$0.00	(\$2,307.81)	(\$2,307.81)	\$0.00	(\$2,307.81)	\$2,307.81
23000-0000-41705-0000-001047-0000-00121	Fees Users	\$0.00	\$0.00	(\$3,974.50)	(\$3,974.50)	\$0.00	(\$3,974.50)	\$3,974.50
23000-0000-41705-0000-001047-0000-00122	Fees Users	\$0.00	\$0.00	(\$421.00)	(\$421.00)	\$0.00	(\$421.00)	\$421.00
23000-0000-41705-0000-001047-0000-00125	Piano Activities Fees Users	\$0.00	\$0.00	(\$1,731.00)	(\$1,731.00)	\$0.00	(\$1,731.00)	\$1,731.00
23000-0000-41705-0000-001047-0000-00128	Fees Users	\$0.00	\$0.00	(\$3,165.50)	(\$3,165.50)	\$0.00	(\$3,165.50)	\$3,165.50
23000-0000-41705-0000-001047-0000-00134	Fees Users	\$0.00	\$0.00	(\$250.00)	(\$250.00)	\$0.00	(\$250.00)	\$250.00
23000-0000-41705-0000-001047-0000-00135	Fees Users	\$0.00	\$0.00	(\$360.00)	(\$360.00)	\$0.00	(\$360.00)	\$360.00
23000-0000-41705-0000-001047-0000-00138	Fees Users	\$0.00	\$0.00	(\$2,814.00)	(\$2,814.00)	\$0.00	(\$2,814.00)	\$2,814.00
23000-0000-41705-0000-001047-0000-00140	Fees Users	\$0.00	\$0.00	(\$2,337.76)	(\$2,337.76)	\$0.00	(\$2,337.76)	\$2,337.76
23000-0000-41705-0000-001047-0000-00148	Fees Users	\$0.00	\$0.00	(\$3,396.50)	(\$3,396.50)	\$0.00	(\$3,396.50)	\$3,396.50
23000-0000-41705-0000-001047-0000-00151	Fees Users	\$0.00	\$0.00	(\$144.00)	(\$144.00)	\$0.00	(\$144.00)	\$144.00
Sub Total		(\$130,000.00)	(\$130,000.00)	(\$67,513.02)	(\$67,513.02)	\$0.00	(\$67,513.02)	(\$62,486.98)

Primary Sort Element		Secondary Sort Element						
41920								
Account Code	Description	Adopted Budget	Current Budget	Actuals	YTD Actuals	Encumbrance	Projected	YTD Available
11000-0000-41920-0000-001047-0000-00000	Contributions and Donations From Private Sources	\$0.00	\$0.00	(\$412.09)	(\$412.09)	\$0.00	(\$412.09)	\$412.09
Sub Total		\$0.00	\$0.00	(\$412.09)	(\$412.09)	\$0.00	(\$412.09)	\$412.09

Primary Sort Element		Secondary Sort Element						
41921								
Account Code	Description	Adopted Budget	Current Budget	Actuals	YTD Actuals	Encumbrance	Projected	YTD Available
26207-0000-41921-0000-001047-0000-00000	Instructional - Categorical	(\$3,000.00)	(\$3,000.00)	\$0.00	\$0.00	\$0.00	\$0.00	(\$3,000.00)
Sub Total		(\$3,000.00)	(\$3,000.00)	\$0.00	\$0.00	\$0.00	\$0.00	(\$3,000.00)

Primary Sort Element		Secondary Sort Element						
41922								
Account Code	Description	Adopted Budget	Current Budget	Actuals	YTD Actuals	Encumbrance	Projected	YTD Available
26207-0000-41922-0000-001047-0000-00000	Instructional Support - Categorical	\$0.00	\$0.00	(\$500.00)	(\$500.00)	\$0.00	(\$500.00)	\$500.00
Sub Total		\$0.00	\$0.00	(\$500.00)	(\$500.00)	\$0.00	(\$500.00)	\$500.00

Primary Sort Element		Secondary Sort Element						
41923								
Account Code	Description	Adopted Budget	Current Budget	Actuals	YTD Actuals	Encumbrance	Projected	YTD Available
29130-0000-41923-0000-001047-0000-00000	Administration - Categorical	\$0.00	\$0.00	(\$2,500.00)	(\$2,500.00)	\$0.00	(\$2,500.00)	\$2,500.00
Sub Total		\$0.00	\$0.00	(\$2,500.00)	(\$2,500.00)	\$0.00	(\$2,500.00)	\$2,500.00

Primary Sort Element		Secondary Sort Element						
41924								
Account Code	Description	Adopted Budget	Current Budget	Actuals	YTD Actuals	Encumbrance	Projected	YTD Available
24106-0000-41924-0000-001047-0000-00000	District Flowthrough Grants	(\$90,576.00)	(\$90,576.00)	\$0.00	\$0.00	\$0.00	\$0.00	(\$90,576.00)
24153-0000-41924-0000-001047-0000-00000	District Flowthrough Grants	(\$75.00)	(\$75.00)	\$0.00	\$0.00	\$0.00	\$0.00	(\$75.00)
24154-0000-41924-0000-001047-0000-00000	District Flowthrough Grants	(\$19,967.00)	(\$19,967.00)	\$0.00	\$0.00	\$0.00	\$0.00	(\$19,967.00)
24174-0000-41924-0000-001047-0000-00000	District Flowthrough Grants	(\$9,060.00)	(\$9,060.00)	\$0.00	\$0.00	\$0.00	\$0.00	\$0.00
24307-0000-41924-0000-001047-0000-00000	District Flowthrough Grants	(\$10,000.00)	(\$10,000.00)	\$0.00	\$0.00	\$0.00	\$0.00	(\$10,000.00)
24308-0000-41924-0000-001047-0000-00000	District Flowthrough Grants	(\$523,079.00)	(\$523,079.00)	(\$44,611.92)	(\$44,611.92)	\$0.00	(\$44,611.92)	(\$478,467.08)
24309-0000-41924-0000-001047-0000-00000	District Flowthrough Grants	(\$15,000.00)	(\$15,000.00)	\$0.00	\$0.00	\$0.00	\$0.00	(\$15,000.00)
24316-0000-41924-0000-001047-0000-00000	District Flowthrough Grants	(\$4,570.00)	(\$4,570.00)	(\$4,563.00)	(\$4,563.00)	\$0.00	(\$4,563.00)	(\$7.00)
24330-0000-41924-0000-001047-0000-00000	District Flowthrough Grants	(\$1,221,214.00)	(\$1,221,214.00)	\$0.00	\$0.00	\$0.00	\$0.00	(\$1,221,214.00)
Sub Total		(\$1,893,541.00)	(\$1,884,481.00)	(\$49,174.92)	(\$49,174.92)	\$0.00	(\$49,174.92)	(\$1,835,306.08)

Primary Sort Element		Secondary Sort Element						
41980								
Account Code	Description	Adopted Budget	Current Budget	Actuals	YTD Actuals	Encumbrance	Projected	YTD Available
21000-0000-41980-0000-001047-0000-00000	Refund of Prior Year's Expenditures	\$0.00	\$0.00	(\$5.25)	(\$5.25)	\$0.00	(\$5.25)	\$5.25
23000-0000-41980-0000-001047-0000-00103	Refund of Prior Year's Expenditures-Dance Activity	\$0.00	\$0.00	(\$33.98)	(\$33.98)	\$0.00	(\$33.98)	\$33.98
23000-0000-41980-0000-001047-0000-00119	Refund of Prior Year's Expenditures-Film Activities	\$0.00	\$0.00	(\$50.00)	(\$50.00)	\$0.00	(\$50.00)	\$50.00
24154-0000-41980-0000-001047-0000-00000	Refund of Prior Year's Expenditures	\$0.00	\$0.00	(\$15,217.11)	(\$15,217.11)	\$0.00	(\$15,217.11)	\$15,217.11
31200-0000-41980-0000-001047-0000-00000	Refund of Prior Year's Expenditures	\$0.00	\$0.00	(\$83,416.25)	(\$83,416.25)	\$0.00	(\$83,416.25)	\$83,416.25
Sub Total		\$0.00	\$0.00	(\$98,722.59)	(\$98,722.59)	\$0.00	(\$98,722.59)	\$98,722.59
43101								
Account Code	Description	Adopted Budget	Current Budget	Actuals	YTD Actuals	Encumbrance	Projected	YTD Available
11000-0000-43101-0000-001047-0000-00000	State Equalization Guarantee	(\$3,565,696.00)	(\$3,565,696.00)	(\$2,388,917.57)	(\$2,388,917.57)	\$0.00	(\$2,388,917.57)	(\$1,176,778.43)
Sub Total		(\$3,565,696.00)	(\$3,565,696.00)	(\$2,388,917.57)	(\$2,388,917.57)	\$0.00	(\$2,388,917.57)	(\$1,176,778.43)
43202								
Account Code	Description	Adopted Budget	Current Budget	Actuals	YTD Actuals	Encumbrance	Projected	YTD Available
27107-0000-43202-0000-001047-0000-00000	State Flowthrough Grant	(\$3,930.00)	(\$3,930.00)	\$0.00	\$0.00	\$0.00	\$0.00	(\$3,930.00)
31703-0000-43202-0000-001047-0000-00000	State Flowthrough Grant	(\$12,338.00)	(\$24,875.00)	(\$12,338.00)	(\$12,338.00)	\$0.00	(\$12,338.00)	(\$12,537.00)
Sub Total		(\$16,268.00)	(\$28,805.00)	(\$12,338.00)	(\$12,338.00)	\$0.00	(\$12,338.00)	(\$16,467.00)
43204								
Account Code	Description	Adopted Budget	Current Budget	Actuals	YTD Actuals	Encumbrance	Projected	YTD Available
27107-0000-43204-0000-001047-0000-00000	Prior Year Balances	(\$5,026.00)	(\$5,026.00)	\$0.00	\$0.00	\$0.00	\$0.00	(\$5,026.00)
31400-0000-43204-0000-001047-0000-00000	Prior Year Balances	(\$20,000.00)	(\$20,000.00)	\$0.00	\$0.00	\$0.00	\$0.00	(\$20,000.00)
Sub Total		(\$25,026.00)	(\$25,026.00)	\$0.00	\$0.00	\$0.00	\$0.00	(\$25,026.00)
43209								
Account Code	Description	Adopted Budget	Current Budget	Actuals	YTD Actuals	Encumbrance	Projected	YTD Available
31200-0000-43209-0000-001047-0000-00000	Pscoc Awards	(\$339,578.00)	(\$339,578.00)	(\$169,789.00)	(\$169,789.00)	\$0.00	(\$169,789.00)	(\$169,789.00)
Sub Total		(\$339,578.00)	(\$339,578.00)	(\$169,789.00)	(\$169,789.00)	\$0.00	(\$169,789.00)	(\$169,789.00)
43220								
Account Code	Description	Adopted Budget	Current Budget	Actuals	YTD Actuals	Encumbrance	Projected	YTD Available
14000-0000-43220-0000-001047-0000-00000	Lost/Damaged Destroyed Instructional Materials	\$0.00	\$0.00	\$0.00	\$0.00	\$0.00	\$0.00	\$0.00
Sub Total		\$0.00	\$0.00	\$0.00	\$0.00	\$0.00	\$0.00	\$0.00
44301								
Account Code	Description	Adopted Budget	Current Budget	Actuals	YTD Actuals	Encumbrance	Projected	YTD Available
25152-0000-44301-0000-001047-0000-00000	Other Restricted Grants – Federal Direct	(\$5,000.00)	(\$5,000.00)	(\$13,254.71)	(\$13,254.71)	\$0.00	(\$13,254.71)	\$8,254.71
Sub Total		(\$5,000.00)	(\$5,000.00)	(\$13,254.71)	(\$13,254.71)	\$0.00	(\$13,254.71)	\$8,254.71
44500								

Account Code	Description	Adopted Budget	Current Budget	Actuals	YTD Actuals	Encumbrance	Projected	YTD Available
21000-0000-44500-0000-001047-0000-00000	Restricted Grants From the Federal Government Through the State	(\$35,000.00)	(\$60,000.00)	(\$109,255.05)	(\$109,255.05)	\$0.00	(\$109,255.05)	\$49,255.05
Sub Total		(\$35,000.00)	(\$60,000.00)	(\$109,255.05)	(\$109,255.05)	\$0.00	(\$109,255.05)	\$49,255.05

Primary Sort Element 51100 **Secondary Sort Element**

Account Code	Description	Adopted Budget	Current Budget	Actuals	YTD Actuals	Encumbrance	Projected	YTD Available
11000-1000-51100-0000-001047-1611-00000	Instruction-Salaries Expense	\$40,000.00	\$40,000.00	\$41,701.08	\$41,701.08	\$14,286.78	\$55,987.86	(\$15,987.86)
11000-1000-51100-1010-001047-1411-00000	Instruction-Salaries Expense	\$1,443,061.00	\$1,443,061.00	\$803,947.93	\$803,947.93	\$580,552.46	\$1,384,500.39	\$58,560.61
11000-1000-51100-2000-001047-1412-00000	Instruction-Salaries Expense	\$263,475.00	\$263,475.00	\$124,716.50	\$124,716.50	\$101,089.27	\$225,805.77	\$37,669.23
11000-1000-51100-4025-001047-1412-00000	Instruction-Salaries Expense	\$8,000.00	\$8,000.00	\$0.00	\$0.00	\$0.00	\$0.00	\$8,000.00
11000-2100-51100-0000-001047-1214-00000	Support Services-Students-Salaries Expense-	\$0.00	\$40,000.00	\$23,085.02	\$23,085.02	\$16,489.26	\$39,574.28	\$425.72
11000-2100-51100-0000-001047-1216-00000	Support Services-Students-Salaries Expense	\$0.00	\$27,541.00	\$17,645.00	\$17,645.00	\$0.00	\$17,645.00	\$9,896.00
11000-2100-51100-0000-001047-1218-00000	Support Services-Students-Salaries Expense	\$0.00	\$0.00	\$0.00	\$0.00	\$0.00	\$0.00	\$0.00
11000-2100-51100-2000-001047-1211-00000	Support Services-Students-Salaries Expense	\$73,892.00	\$73,892.00	\$41,860.28	\$41,860.28	\$29,900.22	\$71,760.50	\$2,131.50
11000-2100-51100-2000-001047-1214-00000	Support Services-Students-Salaries Expense-	\$6,750.00	\$6,750.00	\$0.00	\$0.00	\$0.00	\$0.00	\$6,750.00
11000-2300-51100-0000-001047-1111-00000	Support Services-General Administration-Salaries	\$101,338.00	\$101,338.00	\$61,509.00	\$61,509.00	\$36,905.40	\$98,414.40	\$2,923.60
11000-2400-51100-0000-001047-1112-00000	Support Services-School Administration-Salaries	\$79,170.00	\$79,170.00	\$44,850.26	\$44,850.26	\$32,035.99	\$76,886.25	\$2,283.75
11000-2400-51100-0000-001047-1217-00000	Support Services-School Administration-Salaries	\$146,065.00	\$146,065.00	\$52,919.31	\$52,919.31	\$35,969.30	\$88,888.61	\$57,176.39
11000-2500-51100-0000-001047-1115-00000	Central Services-Salaries Expense	\$0.00	\$0.00	\$32,190.00	\$32,190.00	\$19,314.00	\$51,504.00	(\$51,504.00)
11000-2500-51100-0000-001047-1220-00000	Central Services-Salaries Expense	\$53,037.00	\$53,037.00	\$0.00	\$0.00	\$0.00	\$0.00	\$53,037.00
11000-2600-51100-0000-001047-1614-00000	Operation & Maintenance of Plant-Salaries Expense	\$35,621.00	\$35,621.00	\$36,177.45	\$36,177.45	\$21,706.53	\$57,883.98	(\$22,262.98)
11000-2600-51100-0000-001047-1615-00000	Operation & Maintenance of Plant-Salaries Expense	\$23,665.00	\$23,665.00	\$2,839.51	\$2,839.51	\$857.04	\$3,696.55	\$19,968.45
21000-3100-51100-0000-001047-1617-00000	Food Services Operations-Salaries Expense	\$25,000.00	\$25,000.00	\$15,960.00	\$15,960.00	\$11,400.00	\$27,360.00	(\$2,360.00)
24106-1000-51100-2000-001047-1412-00000	Instruction-Salaries Expense	\$48,436.00	\$48,436.00	\$19,237.54	\$19,237.54	\$13,741.03	\$32,978.57	\$15,457.43
24106-2100-51100-2000-001047-1214-00000	Support Services-Students-Salaries Expense-	\$14,956.00	\$14,956.00	\$15,390.06	\$15,390.06	\$10,992.79	\$26,382.85	(\$11,426.85)
24308-1000-51100-0000-001047-1611-00000	Instruction-Salaries Expense	\$0.00	\$0.00	\$478.04	\$478.04	\$1,666.44	\$2,144.48	(\$2,144.48)
24308-1000-51100-4020-001047-1411-00000	Instruction-Salaries Expense	\$97,829.00	\$97,829.00	\$0.00	\$0.00	\$0.00	\$0.00	\$97,829.00
24308-2100-51100-0000-001047-1218-00000	Support Services-Students-Salaries Expense	\$160,000.00	\$160,000.00	\$0.00	\$0.00	\$0.00	\$0.00	\$160,000.00
24330-1000-51100-0000-001047-1611-00000	Instruction-Salaries Expense	\$0.00	\$0.00	\$1,338.20	\$1,338.20	\$13,720.90	\$15,059.10	(\$15,059.10)
24330-1000-51100-2000-001047-1412-00000	Instruction-Salaries Expense	\$263,250.00	\$263,250.00	\$0.00	\$0.00	\$0.00	\$0.00	\$263,250.00
24330-1000-51100-2000-001047-1712-00000	Instruction-Salaries Expense	\$225,471.00	\$225,471.00	\$0.00	\$0.00	\$0.00	\$0.00	\$225,471.00
24330-2100-51100-0000-001047-1216-00000	Support Services-Students-Salaries Expense	\$0.00	\$0.00	\$3,939.69	\$3,939.69	\$13,132.31	\$17,072.00	(\$17,072.00)
24330-2100-51100-0000-001047-1315-00000	Support Services-Students-Salaries Expense	\$263,250.00	\$263,250.00	\$0.00	\$0.00	\$0.00	\$0.00	\$263,250.00
Sub Total		\$3,372,266.00	\$3,439,807.00	\$1,339,784.87	\$1,339,784.87	\$953,759.72	\$2,293,544.59	\$1,146,262.41

Primary Sort Element 51300 **Secondary Sort Element**

Account Code	Description	Adopted Budget	Current Budget	Actuals	YTD Actuals	Encumbrance	Projected	YTD Available
11000-1000-51300-1000-001047-1411-00000	Instruction-Additional Compensation	\$0.00	\$0.00	\$1,000.00	\$1,000.00	\$1,000.00	\$2,000.00	(\$2,000.00)
11000-1000-51300-1010-001047-1411-00000	Direct Instruction-Teachers - Grades 1-12	\$17,558.00	\$17,558.00	\$18,939.68	\$18,939.68	\$5,183.90	\$24,123.58	(\$6,565.58)
11000-1000-51300-2000-001047-1412-00000	Direct Instruction-Teachers - Special Education	\$0.00	\$0.00	\$1,176.49	\$1,176.49	\$468.87	\$1,645.36	(\$1,645.36)
11000-2100-51300-0000-001047-1216-00000	Support Services-Students-Additional	\$0.00	\$0.00	\$2,000.00	\$2,000.00	\$0.00	\$2,000.00	(\$2,000.00)
11000-2100-51300-2000-001047-1214-00000	Support Services-Students-Additional	\$0.00	\$0.00	\$187.50	\$187.50	\$312.50	\$500.00	(\$500.00)
24154-1000-51300-1010-001047-1411-00000	Instruction-Additional Compensation	\$8,000.00	\$8,000.00	\$333.30	\$333.30	\$666.70	\$1,000.00	\$7,000.00
24307-1000-51300-1010-001047-0000-00000	Instruction-Additional Compensation	\$0.00	\$0.00	\$0.00	\$0.00	\$0.00	\$0.00	\$0.00
24307-1000-51300-1010-001047-1411-00000	Instruction-Additional Compensation	\$10,000.00	\$10,000.00	\$7,000.00	\$7,000.00	\$0.00	\$7,000.00	\$3,000.00
24309-1000-51300-1010-001047-1411-00000	Instruction-Additional Compensation	\$10,000.00	\$10,000.00	\$0.00	\$0.00	\$0.00	\$0.00	\$10,000.00
24330-1000-51300-1010-001047-1411-00000	Instruction-Additional Compensation	\$469,243.00	\$469,243.00	\$60.00	\$60.00	\$0.00	\$60.00	\$469,183.00
24330-1000-51300-2000-001047-1412-00000	Instruction-Additional Compensation	\$0.00	\$0.00	\$1,229.06	\$1,229.06	\$2,841.96	\$4,071.02	(\$4,071.02)
Sub Total		\$514,801.00	\$514,801.00	\$31,926.03	\$31,926.03	\$10,473.93	\$42,399.96	\$472,401.04

Primary Sort Element		Secondary Sort Element						
52111								
Account Code	Description	Adopted Budget	Current Budget	Actuals	YTD Actuals	Encumbrance	Projected	YTD Available
11000-1000-52111-0000-001047-0000-00000	Instruction-Educational Retirement	\$266,723.00	\$266,723.00	\$0.00	\$0.00	\$0.00	\$0.00	\$266,723.00
11000-1000-52111-0000-001047-1611-00000	Instruction-Educational Retirement	\$0.00	\$0.00	\$3,770.16	\$3,770.16	\$1,246.83	\$5,016.99	(\$5,016.99)
11000-1000-52111-1000-001047-1411-00000	Instruction-Educational Retirement	\$0.00	\$0.00	\$183.23	\$183.23	\$203.87	\$387.10	(\$387.10)
11000-1000-52111-1010-001047-0000-00000	Transportation-Educational Retirement	\$0.00	\$0.00	\$97.55	\$97.55	\$0.00	\$97.55	(\$97.55)
11000-1000-52111-1010-001047-1411-00000	Instruction-Educational Retirement	\$0.00	\$0.00	\$121,696.47	\$121,696.47	\$85,050.76	\$206,747.23	(\$206,747.23)
11000-1000-52111-2000-001047-1412-00000	Instruction-Educational Retirement	\$0.00	\$0.00	\$19,072.80	\$19,072.80	\$15,351.08	\$34,423.88	(\$34,423.88)
11000-2100-52111-0000-001047-0000-00000	Support Services-Students-Educational Retirement	\$11,411.00	\$11,411.00	\$0.00	\$0.00	\$0.00	\$0.00	\$11,411.00
11000-2100-52111-0000-001047-1214-00000	Support Services-Students-Educational Retirement-	\$0.00	\$0.00	\$3,497.47	\$3,497.47	\$2,498.19	\$5,995.66	(\$5,995.66)
11000-2100-52111-0000-001047-1216-00000	Support Services-Students-Educational Retirement	\$0.00	\$0.00	\$2,976.22	\$2,976.22	\$0.00	\$2,976.22	(\$2,976.22)
11000-2100-52111-0000-001047-1218-00000	Support Services-Students-Educational Retirement	\$0.00	\$0.00	\$0.00	\$0.00	\$0.00	\$0.00	\$0.00
11000-2100-52111-2000-001047-1211-00000	Support Services-Students-Educational Retirement	\$0.00	\$0.00	\$6,341.86	\$6,341.86	\$4,529.86	\$10,871.72	(\$10,871.72)
11000-2100-52111-2000-001047-1214-00000	Support Services-Students-Educational Retirement-	\$0.00	\$0.00	\$28.38	\$28.38	\$47.30	\$75.68	(\$75.68)
11000-2300-52111-0000-001047-0000-00000	Support Services-General Administration-	\$14,340.00	\$14,340.00	\$0.00	\$0.00	\$0.00	\$0.00	\$14,340.00
11000-2300-52111-0000-001047-1111-00000	Support Services-General Administration-	\$0.00	\$0.00	\$9,318.60	\$9,318.60	\$5,591.16	\$14,909.76	(\$14,909.76)
11000-2400-52111-0000-001047-0000-00000	Support Services-School Administration-	\$31,871.00	\$31,871.00	\$0.00	\$0.00	\$0.00	\$0.00	\$31,871.00
11000-2400-52111-0000-001047-1112-00000	Support Services-School Administration-	\$0.00	\$0.00	\$6,794.76	\$6,794.76	\$4,853.38	\$11,648.14	(\$11,648.14)
11000-2400-52111-0000-001047-1217-00000	Support Services-School Administration-	\$0.00	\$0.00	\$7,784.71	\$7,784.71	\$5,029.57	\$12,814.28	(\$12,814.28)
11000-2500-52111-0000-001047-0000-00000	Central Services-Educational Retirement	\$7,505.00	\$7,505.00	\$0.00	\$0.00	\$0.00	\$0.00	\$7,505.00
11000-2500-52111-0000-001047-1115-00000	Central Services-Educational Retirement	\$0.00	\$0.00	\$4,876.80	\$4,876.80	\$2,926.08	\$7,802.88	(\$7,802.88)
11000-2600-52111-0000-001047-0000-00000	Operation & Maintenance of Plant-Educational	\$8,389.00	\$8,389.00	\$0.00	\$0.00	\$0.00	\$0.00	\$8,389.00
11000-2600-52111-0000-001047-1614-00000	Operation & Maintenance of Plant-Educational	\$0.00	\$0.00	\$5,480.85	\$5,480.85	\$3,288.55	\$8,769.40	(\$8,769.40)
21000-3100-52111-0000-001047-1617-00000	Food Services Operations-Educational Retirement	\$0.00	\$0.00	\$2,417.94	\$2,417.94	\$1,727.10	\$4,145.04	(\$4,145.04)
24106-1000-52111-0000-001047-0000-00000	Instruction-Educational Retirement	\$6,854.00	\$6,854.00	\$0.00	\$0.00	\$0.00	\$0.00	\$6,854.00
24106-1000-52111-2000-001047-1412-00000	Instruction-Educational Retirement	\$0.00	\$0.00	\$2,914.52	\$2,914.52	\$2,073.55	\$4,988.07	(\$4,988.07)
24106-2100-52111-0000-001047-0000-00000	Support Services-Students-Educational Retirement	\$1,655.00	\$1,655.00	\$0.00	\$0.00	\$0.00	\$0.00	\$1,655.00
24106-2100-52111-2000-001047-1214-00000	Support Services-Students-Educational Retirement-	\$0.00	\$0.00	\$2,331.57	\$2,331.57	\$1,665.39	\$3,996.96	(\$3,996.96)
24154-1000-52111-0000-001047-0000-00000	Instruction-Educational Retirement	\$1,132.00	\$1,132.00	\$0.00	\$0.00	\$0.00	\$0.00	\$1,132.00
24154-1000-52111-1010-001047-1411-00000	Instruction-Educational Retirement	\$0.00	\$0.00	\$50.50	\$50.50	\$101.00	\$151.50	(\$151.50)
24307-1000-52111-1010-001047-0000-00000	Instruction-Educational Retirement	\$0.00	\$0.00	\$1,060.50	\$1,060.50	\$0.00	\$1,060.50	(\$1,060.50)
24308-1000-52111-0000-001047-1611-00000	Instruction-Educational Retirement	\$0.00	\$0.00	\$72.42	\$72.42	\$268.07	\$340.49	(\$340.49)
24330-1000-52111-0000-001047-1611-00000	Instruction-Educational Retirement	\$0.00	\$0.00	\$140.11	\$140.11	\$1,643.11	\$1,783.22	(\$1,783.22)
24330-1000-52111-1010-001047-1411-00000	Instruction-Educational Retirement	\$0.00	\$0.00	\$9.09	\$9.09	\$0.00	\$9.09	(\$9.09)
24330-1000-52111-2000-001047-1412-00000	Instruction-Educational Retirement	\$0.00	\$0.00	\$186.21	\$186.21	\$430.59	\$616.80	(\$616.80)
24330-2100-52111-0000-001047-1216-00000	Support Services-Students-Educational Retirement	\$0.00	\$0.00	\$596.85	\$596.85	\$1,989.59	\$2,586.44	(\$2,586.44)
Sub Total		\$349,880.00	\$349,880.00	\$201,699.57	\$201,699.57	\$140,515.03	\$342,214.60	\$7,665.40

Primary Sort Element		Secondary Sort Element						
52112								
Account Code	Description	Adopted Budget	Current Budget	Actuals	YTD Actuals	Encumbrance	Projected	YTD Available
11000-1000-52112-0000-001047-0000-00000	Instruction-ERA - Retiree Health	\$35,602.00	\$35,602.00	\$0.00	\$0.00	\$0.00	\$0.00	\$35,602.00
11000-1000-52112-0000-001047-1611-00000	Instruction-ERA - Retiree Health	\$0.00	\$0.00	\$812.12	\$812.12	\$213.33	\$1,025.45	(\$1,025.45)
11000-1000-52112-1000-001047-1411-00000	Instruction-ERA - Retiree Health	\$0.00	\$0.00	\$24.18	\$24.18	\$26.91	\$51.09	(\$51.09)
11000-1000-52112-1010-001047-1411-00000	Instruction-ERA - Retiree Health	\$0.00	\$0.00	\$16,075.53	\$16,075.53	\$11,227.66	\$27,303.19	(\$27,303.19)
11000-1000-52112-2000-001047-1412-00000	Instruction-ERA - Retiree Health	\$0.00	\$0.00	\$2,517.93	\$2,517.93	\$2,026.61	\$4,544.54	(\$4,544.54)
11000-2100-52112-0000-001047-0000-00000	Support Services-Students-ERA - Retiree Health	\$1,613.00	\$1,613.00	\$0.00	\$0.00	\$0.00	\$0.00	\$1,613.00
11000-2100-52112-0000-001047-1214-00000	Support Services-Students-ERA - Retiree Health-	\$0.00	\$0.00	\$461.66	\$461.66	\$329.70	\$791.36	(\$791.36)
11000-2100-52112-0000-001047-1216-00000	Support Services-Students-ERA - Retiree Health	\$0.00	\$0.00	\$392.87	\$392.87	\$0.00	\$392.87	(\$392.87)
11000-2100-52112-0000-001047-1218-00000	Support Services-Students-ERA - Retiree Health	\$0.00	\$0.00	\$0.00	\$0.00	\$0.00	\$0.00	\$0.00
11000-2100-52112-2000-001047-1211-00000	Support Services-Students-ERA - Retiree Health	\$0.00	\$0.00	\$837.20	\$837.20	\$597.99	\$1,435.19	(\$1,435.19)

11000-2100-52112-2000-001047-1214-00000	Support Services-Students-ERA - Retiree Health-	\$0.00	\$0.00	\$3.78	\$3.78	\$6.30	\$10.08	(\$10.08)
11000-2300-52112-0000-001047-0000-00000	Support Services-General Administration-ERA -	\$2,027.00	\$2,027.00	\$0.00	\$0.00	\$0.00	\$0.00	\$2,027.00
11000-2300-52112-0000-001047-1111-00000	Support Services-General Administration-ERA -	\$0.00	\$0.00	\$1,230.15	\$1,230.15	\$738.09	\$1,968.24	(\$1,968.24)
11000-2400-52112-0000-001047-0000-00000	Support Services-School Administration-ERA -	\$4,505.00	\$4,505.00	\$0.00	\$0.00	\$0.00	\$0.00	\$4,505.00
11000-2400-52112-0000-001047-1112-00000	Support Services-School Administration-ERA -	\$0.00	\$0.00	\$896.98	\$896.98	\$640.67	\$1,537.65	(\$1,537.65)
11000-2400-52112-0000-001047-1217-00000	Support Services-School Administration-ERA -	\$0.00	\$0.00	\$1,058.42	\$1,058.42	\$713.29	\$1,771.71	(\$1,771.71)
11000-2500-52112-0000-001047-0000-00000	Central Services-ERA - Retiree Health	\$1,061.00	\$1,061.00	\$0.00	\$0.00	\$0.00	\$0.00	\$1,061.00
11000-2500-52112-0000-001047-1115-00000	Central Services-ERA - Retiree Health	\$0.00	\$0.00	\$643.80	\$643.80	\$386.28	\$1,030.08	(\$1,030.08)
11000-2600-52112-0000-001047-0000-00000	Operation & Maintenance of Plant-ERA - Retiree	\$1,186.00	\$1,186.00	\$0.00	\$0.00	\$0.00	\$0.00	\$1,186.00
11000-2600-52112-0000-001047-1614-00000	Operation & Maintenance of Plant-ERA - Retiree Health	\$0.00	\$0.00	\$723.60	\$723.60	\$434.12	\$1,157.72	(\$1,157.72)
11000-2600-52112-0000-001047-1615-00000	Operation & Maintenance of Plant-ERA - Retiree Health	\$0.00	\$0.00	\$56.80	\$56.80	\$10.10	\$66.90	(\$66.90)
21000-3100-52112-0000-001047-1617-00000	Food Services Operations-ERA - Retiree Health	\$0.00	\$0.00	\$319.20	\$319.20	\$228.00	\$547.20	(\$547.20)
24106-1000-52112-0000-001047-0000-00000	Instruction-ERA - Retiree Health	\$969.00	\$969.00	\$0.00	\$0.00	\$0.00	\$0.00	\$969.00
24106-1000-52112-2000-001047-1412-00000	Instruction-ERA - Retiree Health	\$0.00	\$0.00	\$384.72	\$384.72	\$273.71	\$658.43	(\$658.43)
24106-2100-52112-0000-001047-0000-00000	Support Services-Students-ERA - Retiree Health	\$234.00	\$234.00	\$0.00	\$0.00	\$0.00	\$0.00	\$234.00
24106-2100-52112-2000-001047-1214-00000	Support Services-Students-ERA - Retiree Health-	\$0.00	\$0.00	\$307.78	\$307.78	\$219.90	\$527.68	(\$527.68)
24154-1000-52112-0000-001047-0000-00000	Instruction-ERA - Retiree Health	\$160.00	\$160.00	\$0.00	\$0.00	\$0.00	\$0.00	\$160.00
24154-1000-52112-1010-001047-1411-00000	Instruction-ERA - Retiree Health	\$0.00	\$0.00	\$6.70	\$6.70	\$13.40	\$20.10	(\$20.10)
24307-1000-52112-1010-001047-0000-00000	Instruction-ERA - Retiree Health	\$0.00	\$0.00	\$140.00	\$140.00	\$0.00	\$140.00	(\$140.00)
24308-1000-52112-0000-001047-1611-00000	Instruction-ERA - Retiree Health	\$0.00	\$0.00	\$9.56	\$9.56	\$35.43	\$44.99	(\$44.99)
24330-1000-52112-0000-001047-1611-00000	Instruction-ERA - Retiree Health	\$0.00	\$0.00	\$18.49	\$18.49	\$217.11	\$235.60	(\$235.60)
24330-1000-52112-1010-001047-1411-00000	Instruction-ERA - Retiree Health	\$0.00	\$0.00	\$1.20	\$1.20	\$0.00	\$1.20	(\$1.20)
24330-1000-52112-2000-001047-1412-00000	Instruction-ERA - Retiree Health	\$0.00	\$0.00	\$24.57	\$24.57	\$56.80	\$81.37	(\$81.37)
24330-2100-52112-0000-001047-1216-00000	Support Services-Students-ERA - Retiree Health	\$0.00	\$0.00	\$78.78	\$78.78	\$262.60	\$341.38	(\$341.38)
Sub Total		\$47,357.00	\$47,357.00	\$27,026.02	\$27,026.02	\$18,658.00	\$45,684.02	\$1,672.98

Primary Sort Element	Secondary Sort Element	Adopted Budget	Current Budget	Actuals	YTD Actuals	Encumbrance	Projected	YTD Available
52210								
Account Code	Description	Adopted Budget	Current Budget	Actuals	YTD Actuals	Encumbrance	Projected	YTD Available
11000-1000-52210-0000-001047-0000-00000	Instruction-FICA Payments	\$120,000.00	\$120,000.00	\$0.00	\$0.00	\$0.00	\$0.00	\$120,000.00
11000-1000-52210-0000-001047-1611-00000	Instruction-FICA Payments	\$0.00	\$0.00	\$2,506.41	\$2,506.41	\$661.79	\$3,168.20	(\$3,168.20)
11000-1000-52210-1000-001047-1411-00000	Instruction-FICA Payments	\$0.00	\$0.00	\$74.65	\$74.65	\$83.43	\$158.08	(\$158.08)
11000-1000-52210-1010-001047-1411-00000	Instruction-FICA Payments	\$0.00	\$0.00	\$48,645.04	\$48,645.04	\$33,989.76	\$82,634.80	(\$82,634.80)
11000-1000-52210-2000-001047-1412-00000	Instruction-FICA Payments	\$0.00	\$0.00	\$7,183.78	\$7,183.78	\$5,889.68	\$13,073.46	(\$13,073.46)
11000-2100-52210-0000-001047-0000-00000	Support Services-Students-FICA Payments	\$4,750.00	\$4,750.00	\$0.00	\$0.00	\$0.00	\$0.00	\$4,750.00
11000-2100-52210-0000-001047-1214-00000	Support Services-Students-FICA Payments-	\$0.00	\$0.00	\$1,431.22	\$1,431.22	\$1,022.29	\$2,453.51	(\$2,453.51)
11000-2100-52210-0000-001047-1216-00000	Support Services-Students-FICA Payments	\$0.00	\$0.00	\$1,217.98	\$1,217.98	\$0.00	\$1,217.98	(\$1,217.98)
11000-2100-52210-0000-001047-1218-00000	Support Services-Students-FICA Payments	\$0.00	\$0.00	\$0.00	\$0.00	\$0.00	\$0.00	\$0.00
11000-2100-52210-2000-001047-1211-00000	Support Services-Students-FICA Payments	\$0.00	\$0.00	\$2,459.54	\$2,459.54	\$1,762.48	\$4,222.02	(\$4,222.02)
11000-2100-52210-2000-001047-1214-00000	Support Services-Students-FICA Payments-	\$0.00	\$0.00	\$11.64	\$11.64	\$19.40	\$31.04	(\$31.04)
11000-2300-52210-0000-001047-0000-00000	Support Services-General Administration-FICA	\$6,000.00	\$6,000.00	\$0.00	\$0.00	\$0.00	\$0.00	\$6,000.00
11000-2300-52210-0000-001047-1111-00000	Support Services-General Administration-FICA	\$0.00	\$0.00	\$3,459.60	\$3,459.60	\$2,071.89	\$5,531.49	(\$5,531.49)
11000-2400-52210-0000-001047-0000-00000	Support Services-School Administration-FICA	\$13,514.00	\$13,514.00	\$0.00	\$0.00	\$0.00	\$0.00	\$13,514.00
11000-2400-52210-0000-001047-1112-00000	Support Services-School Administration-FICA	\$0.00	\$0.00	\$2,780.68	\$2,780.68	\$1,986.12	\$4,766.80	(\$4,766.80)
11000-2400-52210-0000-001047-1217-00000	Support Services-School Administration-FICA	\$0.00	\$0.00	\$3,105.11	\$3,105.11	\$2,150.55	\$5,255.66	(\$5,255.66)
11000-2500-52210-0000-001047-0000-00000	Central Services-FICA Payments	\$3,000.00	\$3,000.00	\$0.00	\$0.00	\$0.00	\$0.00	\$3,000.00
11000-2500-52210-0000-001047-1115-00000	Central Services-FICA Payments	\$0.00	\$0.00	\$1,641.90	\$1,641.90	\$981.27	\$2,623.17	(\$2,623.17)
11000-2600-52210-0000-001047-0000-00000	Operation & Maintenance of Plant-FICA Payments	\$4,000.00	\$4,000.00	\$0.00	\$0.00	\$0.00	\$0.00	\$4,000.00
11000-2600-52210-0000-001047-1614-00000	Operation & Maintenance of Plant-FICA Payments	\$0.00	\$0.00	\$2,242.95	\$2,242.95	\$1,345.82	\$3,588.77	(\$3,588.77)
11000-2600-52210-0000-001047-1615-00000	Operation & Maintenance of Plant-FICA Payments	\$0.00	\$0.00	\$176.04	\$176.04	\$31.40	\$207.44	(\$207.44)
21000-3100-52210-0000-001047-1617-00000	Food Services Operations-FICA Payments	\$0.00	\$0.00	\$989.52	\$989.52	\$706.80	\$1,696.32	(\$1,696.32)
24106-1000-52210-0000-001047-0000-00000	Instruction-FICA Payments	\$2,906.00	\$2,906.00	\$0.00	\$0.00	\$0.00	\$0.00	\$2,906.00
24106-1000-52210-2000-001047-1412-00000	Instruction-FICA Payments	\$0.00	\$0.00	\$1,009.76	\$1,009.76	\$715.72	\$1,725.48	(\$1,725.48)

24106-2100-52210-0000-001047-0000-00000	Support Services-Students-FICA Payments	\$702.00	\$702.00	\$0.00	\$0.00	\$0.00	\$0.00	\$0.00	\$702.00
24106-2100-52210-2000-001047-1214-00000	Support Services-Students-FICA Payments-	\$0.00	\$0.00	\$954.24	\$954.24	\$681.60	\$1,635.84		(\$1,635.84)
24154-1000-52210-0000-001047-0000-00000	Instruction-FICA Payments	\$467.00	\$467.00	\$0.00	\$0.00	\$0.00	\$0.00		\$467.00
24154-1000-52210-1010-001047-1411-00000	Instruction-FICA Payments	\$0.00	\$0.00	\$20.25	\$20.25	\$40.50	\$60.75		(\$60.75)
24307-1000-52210-1010-001047-0000-00000	Instruction-FICA Payments	\$0.00	\$0.00	\$434.00	\$434.00	\$0.00	\$434.00		(\$434.00)
24308-1000-52210-0000-001047-1611-00000	Instruction-FICA Payments	\$0.00	\$0.00	\$29.01	\$29.01	\$106.73	\$135.74		(\$135.74)
24330-1000-52210-0000-001047-1611-00000	Instruction-FICA Payments	\$0.00	\$0.00	\$56.83	\$56.83	\$664.68	\$721.51		(\$721.51)
24330-1000-52210-1010-001047-1411-00000	Instruction-FICA Payments	\$0.00	\$0.00	\$3.72	\$3.72	\$0.00	\$3.72		(\$3.72)
24330-1000-52210-2000-001047-1412-00000	Instruction-FICA Payments	\$0.00	\$0.00	\$73.72	\$73.72	\$176.20	\$249.92		(\$249.92)
24330-2100-52210-0000-001047-1216-00000	Support Services-Students-FICA Payments	\$0.00	\$0.00	\$244.26	\$244.26	\$814.19	\$1,058.45		(\$1,058.45)
Sub Total		\$155,339.00	\$155,339.00	\$80,751.85	\$80,751.85	\$55,902.30	\$136,654.15		\$18,684.85

Primary Sort Element	Secondary Sort Element
52220	

Account Code	Description	Adopted Budget	Current Budget	Actuals	YTD Actuals	Encumbrance	Projected	YTD Available
11000-1000-52220-0000-001047-0000-00000	Instruction-Medicare Payments	\$32,000.00	\$32,000.00	\$0.00	\$0.00	\$0.00	\$0.00	\$32,000.00
11000-1000-52220-0000-001047-1611-00000	Instruction-Medicare Payments	\$0.00	\$0.00	\$586.20	\$586.20	\$154.72	\$740.92	(\$740.92)
11000-1000-52220-1000-001047-1411-00000	Instruction-Medicare Payments	\$0.00	\$0.00	\$17.46	\$17.46	\$19.52	\$36.98	(\$36.98)
11000-1000-52220-1010-001047-1411-00000	Instruction-Medicare Payments	\$0.00	\$0.00	\$11,376.87	\$11,376.87	\$7,949.46	\$19,326.33	(\$19,326.33)
11000-1000-52220-2000-001047-1412-00000	Instruction-Medicare Payments	\$0.00	\$0.00	\$1,680.05	\$1,680.05	\$1,377.43	\$3,057.48	(\$3,057.48)
11000-2100-52220-0000-001047-0000-00000	Support Services-Students-Medicare Payments	\$125.00	\$125.00	\$0.00	\$0.00	\$0.00	\$0.00	\$125.00
11000-2100-52220-0000-001047-1214-00000	Support Services-Students-Medicare Payments-	\$0.00	\$0.00	\$334.74	\$334.74	\$239.10	\$573.84	(\$573.84)
11000-2100-52220-0000-001047-1216-00000	Support Services-Students-Medicare Payments	\$0.00	\$0.00	\$284.86	\$284.86	\$0.00	\$284.86	(\$284.86)
11000-2100-52220-0000-001047-1218-00000	Support Services-Students-Medicare Payments	\$0.00	\$0.00	\$0.00	\$0.00	\$0.00	\$0.00	\$0.00
11000-2100-52220-2000-001047-1211-00000	Support Services-Students-Medicare Payments	\$0.00	\$0.00	\$575.20	\$575.20	\$412.20	\$987.40	(\$987.40)
11000-2100-52220-2000-001047-1214-00000	Support Services-Students-Medicare Payments-	\$0.00	\$0.00	\$2.70	\$2.70	\$4.50	\$7.20	(\$7.20)
11000-2300-52220-0000-001047-0000-00000	Support Services-General Administration-Medicare	\$1,750.00	\$1,750.00	\$0.00	\$0.00	\$0.00	\$0.00	\$1,750.00
11000-2300-52220-0000-001047-1111-00000	Support Services-General Administration-Medicare	\$0.00	\$0.00	\$809.10	\$809.10	\$484.56	\$1,293.66	(\$1,293.66)
11000-2400-52220-0000-001047-0000-00000	Support Services-School Administration-Medicare	\$3,500.00	\$3,500.00	\$0.00	\$0.00	\$0.00	\$0.00	\$3,500.00
11000-2400-52220-0000-001047-1112-00000	Support Services-School Administration-Medicare	\$0.00	\$0.00	\$650.30	\$650.30	\$464.48	\$1,114.78	(\$1,114.78)
11000-2400-52220-0000-001047-1217-00000	Support Services-School Administration-Medicare	\$0.00	\$0.00	\$726.17	\$726.17	\$502.90	\$1,229.07	(\$1,229.07)
11000-2500-52220-0000-001047-0000-00000	Central Services-Medicare Payments	\$1,000.00	\$1,000.00	\$0.00	\$0.00	\$0.00	\$0.00	\$1,000.00
11000-2500-52220-0000-001047-1115-00000	Central Services-Medicare Payments	\$0.00	\$0.00	\$384.00	\$384.00	\$229.50	\$613.50	(\$613.50)
11000-2600-52220-0000-001047-0000-00000	Operation & Maintenance of Plant-Medicare	\$1,000.00	\$1,000.00	\$0.00	\$0.00	\$0.00	\$0.00	\$1,000.00
11000-2600-52220-0000-001047-1614-00000	Operation & Maintenance of Plant-Medicare	\$0.00	\$0.00	\$524.55	\$524.55	\$314.70	\$839.25	(\$839.25)
11000-2600-52220-0000-001047-1615-00000	Operation & Maintenance of Plant-Medicare	\$0.00	\$0.00	\$41.19	\$41.19	\$7.34	\$48.53	(\$48.53)
21000-3100-52220-0000-001047-1617-00000	Food Services Operations-Medicare Payments	\$0.00	\$0.00	\$231.42	\$231.42	\$165.30	\$396.72	(\$396.72)
24106-1000-52220-0000-001047-0000-00000	Instruction-Medicare Payments	\$675.00	\$675.00	\$0.00	\$0.00	\$0.00	\$0.00	\$675.00
24106-1000-52220-2000-001047-1412-00000	Instruction-Medicare Payments	\$0.00	\$0.00	\$236.18	\$236.18	\$167.41	\$403.59	(\$403.59)
24106-2100-52220-0000-001047-0000-00000	Support Services-Students-Medicare Payments	\$145.00	\$145.00	\$0.00	\$0.00	\$0.00	\$0.00	\$145.00
24106-2100-52220-2000-001047-1214-00000	Support Services-Students-Medicare Payments-	\$0.00	\$0.00	\$223.16	\$223.16	\$159.40	\$382.56	(\$382.56)
24154-1000-52220-0000-001047-0000-00000	Instruction-Medicare Payments	\$110.00	\$110.00	\$0.00	\$0.00	\$0.00	\$0.00	\$110.00
24154-1000-52220-1010-001047-1411-00000	Instruction-Medicare Payments	\$0.00	\$0.00	\$4.70	\$4.70	\$9.40	\$14.10	(\$14.10)
24307-1000-52220-1010-001047-0000-00000	Instruction-Medicare Payments	\$0.00	\$0.00	\$101.50	\$101.50	\$0.00	\$101.50	(\$101.50)
24308-1000-52220-0000-001047-1611-00000	Instruction-Medicare Payments	\$0.00	\$0.00	\$6.79	\$6.79	\$24.97	\$31.76	(\$31.76)
24330-1000-52220-0000-001047-1611-00000	Instruction-Medicare Payments	\$0.00	\$0.00	\$13.29	\$13.29	\$155.49	\$168.78	(\$168.78)
24330-1000-52220-1010-001047-1411-00000	Instruction-Medicare Payments	\$0.00	\$0.00	\$0.87	\$0.87	\$0.00	\$0.87	(\$0.87)
24330-1000-52220-2000-001047-1412-00000	Instruction-Medicare Payments	\$0.00	\$0.00	\$17.24	\$17.24	\$41.20	\$58.44	(\$58.44)
24330-2100-52220-0000-001047-1216-00000	Support Services-Students-Medicare Payments	\$0.00	\$0.00	\$57.12	\$57.12	\$190.40	\$247.52	(\$247.52)
Sub Total		\$40,305.00	\$40,305.00	\$18,885.66	\$18,885.66	\$13,073.98	\$31,959.64	\$8,345.36

Primary Sort Element	Secondary Sort Element
52311	

Account Code	Description	Adopted Budget	Current Budget	Actuals	YTD Actuals	Encumbrance	Projected	YTD Available
11000-1000-52311-0000-001047-0000-00000	Instruction-Health and Medical Premiums	\$104,711.00	\$104,711.00	\$0.00	\$0.00	\$0.00	\$0.00	\$104,711.00
11000-1000-52311-0000-001047-1611-00000	Instruction-Health and Medical Premiums	\$0.00	\$0.00	\$551.11	\$551.11	\$0.00	\$551.11	(\$551.11)
11000-1000-52311-1000-001047-1411-00000	Instruction-Health and Medical Premiums	\$0.00	\$0.00	\$13.15	\$13.15	\$0.00	\$13.15	(\$13.15)

11000-1000-52311-1010-001047-1411-00000	Instruction-Health and Medical Premiums	\$0.00	\$0.00	\$66,935.86	\$66,935.86	\$42,563.44	\$109,499.30	(\$109,499.30)
11000-1000-52311-2000-001047-1412-00000	Instruction-Health and Medical Premiums	\$0.00	\$0.00	\$17,139.60	\$17,139.60	\$17,733.71	\$34,873.31	(\$34,873.31)
11000-2100-52311-0000-001047-0000-00000	Support Services-Students-Health and Medical	\$5,500.00	\$5,500.00	\$0.00	\$0.00	\$0.00	\$0.00	\$5,500.00
11000-2100-52311-0000-001047-1218-00000	Support Services-Students-Health and Medical	\$0.00	\$0.00	\$0.00	\$0.00	\$0.00	\$0.00	\$0.00
11000-2100-52311-2000-001047-1211-00000	Support Services-Students-Health and Medical	\$0.00	\$0.00	\$3,207.78	\$3,207.78	\$2,191.50	\$5,399.28	(\$5,399.28)
11000-2300-52311-0000-001047-0000-00000	Support Services-General Administration-Health	\$14,000.00	\$14,000.00	\$0.00	\$0.00	\$0.00	\$0.00	\$14,000.00
11000-2300-52311-0000-001047-1111-00000	Support Services-General Administration-Health	\$0.00	\$0.00	\$8,114.50	\$8,114.50	\$4,962.33	\$13,076.83	(\$13,076.83)
11000-2400-52311-0000-001047-0000-00000	Support Services-School Administration-Health and	\$32,000.00	\$32,000.00	\$0.00	\$0.00	\$0.00	\$0.00	\$32,000.00
11000-2400-52311-0000-001047-1112-00000	Support Services-School Administration-Health and	\$0.00	\$0.00	\$7,549.80	\$7,549.80	\$5,473.00	\$13,022.80	(\$13,022.80)
11000-2400-52311-0000-001047-1217-00000	Support Services-School Administration-Health and	\$0.00	\$0.00	\$4,054.33	\$4,054.33	\$1,402.50	\$5,456.83	(\$5,456.83)
11000-2500-52311-0000-001047-0000-00000	Central Services-Health and Medical Premiums	\$14,000.00	\$14,000.00	\$0.00	\$0.00	\$0.00	\$0.00	\$14,000.00
11000-2500-52311-0000-001047-1115-00000	Central Services-Health and Medical Premiums	\$0.00	\$0.00	\$8,114.50	\$8,114.50	\$5,513.70	\$13,628.20	(\$13,628.20)
11000-2600-52311-0000-001047-0000-00000	Operation & Maintenance of Plant-Health and	\$6,056.00	\$6,056.00	\$0.00	\$0.00	\$0.00	\$0.00	\$6,056.00
11000-2600-52311-0000-001047-1614-00000	Operation & Maintenance of Plant-Health and	\$0.00	\$0.00	\$3,494.00	\$3,494.00	\$2,374.10	\$5,868.10	(\$5,868.10)
24106-1000-52311-0000-001047-0000-00000	Instruction-Health and Medical Premiums	\$12,169.00	\$12,169.00	\$0.00	\$0.00	\$0.00	\$0.00	\$12,169.00
24106-1000-52311-2000-001047-1412-00000	Instruction-Health and Medical Premiums	\$0.00	\$0.00	\$4,218.95	\$4,218.95	\$3,066.10	\$7,285.05	(\$7,285.05)
24154-1000-52311-0000-001047-0000-00000	Instruction-Health and Medical Premiums	\$750.00	\$750.00	\$0.00	\$0.00	\$0.00	\$0.00	\$750.00
24154-1000-52311-1010-001047-1411-00000	Instruction-Health and Medical Premiums	\$0.00	\$0.00	\$25.60	\$25.60	\$46.08	\$71.68	(\$71.68)
24307-1000-52311-1010-001047-0000-00000	Instruction-Health and Medical Premiums	\$0.00	\$0.00	\$0.00	\$0.00	\$0.00	\$0.00	\$0.00
24308-1000-52311-0000-001047-1611-00000	Instruction-Health and Medical Premiums	\$0.00	\$0.00	\$58.48	\$58.48	\$191.25	\$249.73	(\$249.73)
24330-1000-52311-0000-001047-1611-00000	Instruction-Health and Medical Premiums	\$0.00	\$0.00	\$58.61	\$58.61	\$529.20	\$587.81	(\$587.81)
24330-1000-52311-1010-001047-1411-00000	Instruction-Health and Medical Premiums	\$0.00	\$0.00	\$8.89	\$8.89	\$0.00	\$8.89	(\$8.89)
24330-1000-52311-2000-001047-1412-00000	Instruction-Health and Medical Premiums	\$0.00	\$0.00	\$57.21	\$57.21	\$0.00	\$57.21	(\$57.21)
24330-2100-52311-0000-001047-1216-00000	Support Services-Students-Health and Medical	\$0.00	\$0.00	\$1,177.92	\$1,177.92	\$2,944.80	\$4,122.72	(\$4,122.72)
Sub Total		\$189,186.00	\$189,186.00	\$124,780.29	\$124,780.29	\$88,991.71	\$213,772.00	(\$24,586.00)

Primary Sort Element	Secondary Sort Element
52312	

Account Code	Description	Adopted Budget	Current Budget	Actuals	YTD Actuals	Encumbrance	Projected	YTD Available
11000-1000-52312-0000-001047-0000-00000	Instruction-Life	\$1,850.00	\$1,850.00	\$0.00	\$0.00	\$0.00	\$0.00	\$1,850.00
11000-1000-52312-0000-001047-1611-00000	Instruction-Life	\$0.00	\$0.00	\$6.06	\$6.06	\$0.00	\$6.06	(\$6.06)
11000-1000-52312-1000-001047-1411-00000	Instruction-Life	\$0.00	\$0.00	\$0.53	\$0.53	\$1.10	\$1.63	(\$1.63)
11000-1000-52312-1010-001047-1411-00000	Instruction-Life	\$0.00	\$0.00	\$834.16	\$834.16	\$529.88	\$1,364.04	(\$1,364.04)
11000-1000-52312-2000-001047-1412-00000	Instruction-Life	\$0.00	\$0.00	\$117.75	\$117.75	\$128.18	\$245.93	(\$245.93)
11000-2100-52312-0000-001047-0000-00000	Support Services-Students-Life	\$70.00	\$70.00	\$0.00	\$0.00	\$0.00	\$0.00	\$70.00
11000-2100-52312-0000-001047-1214-00000	Support Services-Students-Life-	\$0.00	\$0.00	\$19.60	\$19.60	\$12.51	\$32.11	(\$32.11)
11000-2100-52312-0000-001047-1216-00000	Support Services-Students-Life	\$0.00	\$0.00	\$30.55	\$30.55	\$0.00	\$30.55	(\$30.55)
11000-2100-52312-0000-001047-1218-00000	Support Services-Students-Life	\$0.00	\$0.00	\$0.00	\$0.00	\$0.00	\$0.00	\$0.00
11000-2100-52312-2000-001047-1211-00000	Support Services-Students-Life	\$0.00	\$0.00	\$32.90	\$32.90	\$23.50	\$56.40	(\$56.40)
11000-2100-52312-2000-001047-1214-00000	Support Services-Students-Life-	\$0.00	\$0.00	\$0.18	\$0.18	\$0.27	\$0.45	(\$0.45)
11000-2300-52312-0000-001047-0000-00000	Support Services-General Administration-Life	\$65.00	\$65.00	\$0.00	\$0.00	\$0.00	\$0.00	\$65.00
11000-2300-52312-0000-001047-1111-00000	Support Services-General Administration-Life	\$0.00	\$0.00	\$35.25	\$35.25	\$21.15	\$56.40	(\$56.40)
11000-2400-52312-0000-001047-0000-00000	Support Services-School Administration-Life	\$285.00	\$285.00	\$0.00	\$0.00	\$0.00	\$0.00	\$285.00
11000-2400-52312-0000-001047-1112-00000	Support Services-School Administration-Life	\$0.00	\$0.00	\$32.68	\$32.68	\$23.30	\$55.98	(\$55.98)
11000-2400-52312-0000-001047-1217-00000	Support Services-School Administration-Life	\$0.00	\$0.00	\$65.80	\$65.80	\$44.65	\$110.45	(\$110.45)
11000-2500-52312-0000-001047-0000-00000	Central Services-Life	\$65.00	\$65.00	\$0.00	\$0.00	\$0.00	\$0.00	\$65.00
11000-2500-52312-0000-001047-1115-00000	Central Services-Life	\$0.00	\$0.00	\$35.25	\$35.25	\$23.50	\$58.75	(\$58.75)
11000-2600-52312-0000-001047-0000-00000	Operation & Maintenance of Plant-Life	\$100.00	\$100.00	\$0.00	\$0.00	\$0.00	\$0.00	\$100.00
11000-2600-52312-0000-001047-1614-00000	Operation & Maintenance of Plant-Life	\$0.00	\$0.00	\$35.25	\$35.25	\$23.50	\$58.75	(\$58.75)
21000-3100-52312-0000-001047-1617-00000	Food Services Operations-Life	\$0.00	\$0.00	\$32.90	\$32.90	\$23.50	\$56.40	(\$56.40)
24106-1000-52312-0000-001047-0000-00000	Instruction-Life	\$50.00	\$50.00	\$0.00	\$0.00	\$0.00	\$0.00	\$50.00

24106-1000-52312-2000-001047-1412-00000	Instruction-Life	\$0.00	\$0.00	\$16.23	\$16.23	\$11.60	\$27.83	(\$27.83)
24106-2100-52312-2000-001047-1214-00000	Support Services-Students-Life-	\$0.00	\$0.00	\$13.09	\$13.09	\$8.37	\$21.46	(\$21.46)
24154-1000-52312-0000-001047-0000-00000	Instruction-Life	\$8.00	\$8.00	\$0.00	\$0.00	\$0.00	\$0.00	\$8.00
24154-1000-52312-1010-001047-1411-00000	Instruction-Life	\$0.00	\$0.00	\$0.40	\$0.40	\$0.72	\$1.12	(\$1.12)
24307-1000-52312-1010-001047-0000-00000	Instruction-Life	\$0.00	\$0.00	\$0.00	\$0.00	\$0.00	\$0.00	\$0.00
24308-1000-52312-0000-001047-1611-00000	Instruction-Life	\$0.00	\$0.00	\$0.42	\$0.42	\$1.44	\$1.86	(\$1.86)
24330-1000-52312-0000-001047-1611-00000	Instruction-Life	\$0.00	\$0.00	\$1.06	\$1.06	\$10.58	\$11.64	(\$11.64)
24330-1000-52312-1010-001047-1411-00000	Instruction-Life	\$0.00	\$0.00	\$0.05	\$0.05	\$0.00	\$0.05	(\$0.05)
24330-1000-52312-2000-001047-1412-00000	Instruction-Life	\$0.00	\$0.00	\$1.19	\$1.19	\$2.90	\$4.09	(\$4.09)
24330-2100-52312-0000-001047-1216-00000	Support Services-Students-Life	\$0.00	\$0.00	\$7.05	\$7.05	\$23.50	\$30.55	(\$30.55)
Sub Total		\$2,493.00	\$2,493.00	\$1,318.35	\$1,318.35	\$914.15	\$2,232.50	\$260.50

Primary Sort Element	Secondary Sort Element
52313	

Account Code	Description	Adopted Budget	Current Budget	Actuals	YTD Actuals	Encumbrance	Projected	YTD Available
11000-1000-52313-0000-001047-0000-00000	Instruction-Dental	\$5,750.00	\$5,750.00	\$0.00	\$0.00	\$0.00	\$0.00	\$5,750.00
11000-1000-52313-0000-001047-1611-00000	Instruction-Dental	\$0.00	\$0.00	\$23.29	\$23.29	\$0.00	\$23.29	(\$23.29)
11000-1000-52313-1000-001047-1411-00000	Instruction-Dental	\$0.00	\$0.00	\$1.76	\$1.76	\$3.90	\$5.66	(\$5.66)
11000-1000-52313-1010-001047-1411-00000	Instruction-Dental	\$0.00	\$0.00	\$2,749.74	\$2,749.74	\$1,935.55	\$4,685.29	(\$4,685.29)
11000-1000-52313-2000-001047-1412-00000	Instruction-Dental	\$0.00	\$0.00	\$770.01	\$770.01	\$790.20	\$1,560.21	(\$1,560.21)
11000-2100-52313-0000-001047-0000-00000	Support Services-Students-Dental	\$2,750.00	\$2,750.00	\$0.00	\$0.00	\$0.00	\$0.00	\$2,750.00
11000-2100-52313-0000-001047-1214-00000	Support Services-Students-Dental-	\$0.00	\$0.00	\$214.35	\$214.35	\$136.98	\$351.33	(\$351.33)
11000-2100-52313-0000-001047-1216-00000	Support Services-Students-Dental	\$0.00	\$0.00	\$51.32	\$51.32	\$0.00	\$51.32	(\$51.32)
11000-2100-52313-0000-001047-1218-00000	Support Services-Students-Dental	\$0.00	\$0.00	\$0.00	\$0.00	\$0.00	\$0.00	\$0.00
11000-2100-52313-2000-001047-1211-00000	Support Services-Students-Dental	\$0.00	\$0.00	\$51.48	\$51.48	\$0.00	\$51.48	(\$51.48)
11000-2100-52313-2000-001047-1214-00000	Support Services-Students-Dental-	\$0.00	\$0.00	\$1.74	\$1.74	\$2.61	\$4.35	(\$4.35)
11000-2300-52313-0000-001047-0000-00000	Support Services-General Administration-Dental	\$650.00	\$650.00	\$0.00	\$0.00	\$0.00	\$0.00	\$650.00
11000-2300-52313-0000-001047-1111-00000	Support Services-General Administration-Dental	\$0.00	\$0.00	\$384.90	\$384.90	\$230.94	\$615.84	(\$615.84)
11000-2400-52313-0000-001047-0000-00000	Support Services-School Administration-Dental	\$1,405.00	\$1,405.00	\$0.00	\$0.00	\$0.00	\$0.00	\$1,405.00
11000-2400-52313-0000-001047-1112-00000	Support Services-School Administration-Dental	\$0.00	\$0.00	\$357.15	\$357.15	\$254.70	\$611.85	(\$611.85)
11000-2400-52313-0000-001047-1217-00000	Support Services-School Administration-Dental	\$0.00	\$0.00	\$154.44	\$154.44	\$42.90	\$197.34	(\$197.34)
11000-2500-52313-0000-001047-0000-00000	Central Services-Dental	\$650.00	\$650.00	\$0.00	\$0.00	\$0.00	\$0.00	\$650.00
11000-2500-52313-0000-001047-1115-00000	Central Services-Dental	\$0.00	\$0.00	\$384.90	\$384.90	\$256.60	\$641.50	(\$641.50)
11000-2600-52313-0000-001047-0000-00000	Operation & Maintenance of Plant-Dental	\$500.00	\$500.00	\$0.00	\$0.00	\$0.00	\$0.00	\$500.00
11000-2600-52313-0000-001047-1614-00000	Operation & Maintenance of Plant-Dental	\$0.00	\$0.00	\$268.20	\$268.20	\$178.80	\$447.00	(\$447.00)
24106-1000-52313-0000-001047-0000-00000	Instruction-Dental	\$510.00	\$510.00	\$0.00	\$0.00	\$0.00	\$0.00	\$510.00
24106-1000-52313-2000-001047-1412-00000	Instruction-Dental	\$0.00	\$0.00	\$177.93	\$177.93	\$127.20	\$305.13	(\$305.13)
24106-2100-52313-2000-001047-1214-00000	Support Services-Students-Dental-	\$0.00	\$0.00	\$142.87	\$142.87	\$91.35	\$234.22	(\$234.22)
24154-1000-52313-0000-001047-0000-00000	Instruction-Dental	\$38.00	\$38.00	\$0.00	\$0.00	\$0.00	\$0.00	\$38.00
24154-1000-52313-1010-001047-1411-00000	Instruction-Dental	\$0.00	\$0.00	\$1.30	\$1.30	\$2.34	\$3.64	(\$3.64)
24307-1000-52313-1010-001047-0000-00000	Instruction-Dental	\$0.00	\$0.00	\$0.00	\$0.00	\$0.00	\$0.00	\$0.00
24308-1000-52313-0000-001047-1611-00000	Instruction-Dental	\$0.00	\$0.00	\$2.37	\$2.37	\$7.83	\$10.20	(\$10.20)
24330-1000-52313-0000-001047-1611-00000	Instruction-Dental	\$0.00	\$0.00	\$3.38	\$3.38	\$31.44	\$34.82	(\$34.82)
24330-1000-52313-1010-001047-1411-00000	Instruction-Dental	\$0.00	\$0.00	\$0.35	\$0.35	\$0.00	\$0.35	(\$0.35)
24330-1000-52313-2000-001047-1412-00000	Instruction-Dental	\$0.00	\$0.00	\$5.42	\$5.42	\$10.70	\$16.12	(\$16.12)
24330-2100-52313-0000-001047-1216-00000	Support Services-Students-Dental	\$0.00	\$0.00	\$65.32	\$65.32	\$163.30	\$228.62	(\$228.62)
Sub Total		\$12,253.00	\$12,253.00	\$5,812.22	\$5,812.22	\$4,267.34	\$10,079.56	\$2,173.44

Primary Sort Element		Secondary Sort Element						
52314								
Account Code	Description	Adopted Budget	Current Budget	Actuals	YTD Actuals	Encumbrance	Projected	YTD Available
11000-1000-52314-0000-001047-0000-00000	Instruction-Vision	\$1,200.00	\$1,200.00	\$0.00	\$0.00	\$0.00	\$0.00	\$1,200.00
11000-1000-52314-0000-001047-1611-00000	Instruction-Vision	\$0.00	\$0.00	\$4.49	\$4.49	\$0.00	\$4.49	(\$4.49)
11000-1000-52314-1000-001047-1411-00000	Instruction-Vision	\$0.00	\$0.00	\$0.07	\$0.07	\$0.00	\$0.07	(\$0.07)
11000-1000-52314-1010-001047-1411-00000	Instruction-Vision	\$0.00	\$0.00	\$558.21	\$558.21	\$366.36	\$924.57	(\$924.57)
11000-1000-52314-2000-001047-1412-00000	Instruction-Vision	\$0.00	\$0.00	\$115.16	\$115.16	\$119.86	\$235.02	(\$235.02)
11000-2100-52314-0000-001047-0000-00000	Support Services-Students-Vision	\$50.00	\$50.00	\$0.00	\$0.00	\$0.00	\$0.00	\$50.00
11000-2100-52314-0000-001047-1216-00000	Support Services-Students-Vision	\$0.00	\$0.00	\$8.48	\$8.48	\$0.00	\$8.48	(\$8.48)
11000-2100-52314-0000-001047-1218-00000	Support Services-Students-Vision	\$0.00	\$0.00	\$0.00	\$0.00	\$0.00	\$0.00	\$0.00
11000-2100-52314-2000-001047-1211-00000	Support Services-Students-Vision	\$0.00	\$0.00	\$26.32	\$26.32	\$18.80	\$45.12	(\$45.12)
11000-2300-52314-0000-001047-0000-00000	Support Services-General Administration-Vision	\$110.00	\$110.00	\$0.00	\$0.00	\$0.00	\$0.00	\$110.00
11000-2300-52314-0000-001047-1111-00000	Support Services-General Administration-Vision	\$0.00	\$0.00	\$63.60	\$63.60	\$38.16	\$101.76	(\$101.76)
11000-2400-52314-0000-001047-0000-00000	Support Services-School Administration-Vision	\$275.00	\$275.00	\$0.00	\$0.00	\$0.00	\$0.00	\$275.00
11000-2400-52314-0000-001047-1112-00000	Support Services-School Administration-Vision	\$0.00	\$0.00	\$59.03	\$59.03	\$42.10	\$101.13	(\$101.13)
11000-2400-52314-0000-001047-1217-00000	Support Services-School Administration-Vision	\$0.00	\$0.00	\$47.00	\$47.00	\$18.80	\$65.80	(\$65.80)
11000-2500-52314-0000-001047-0000-00000	Central Services-Vision	\$70.00	\$70.00	\$0.00	\$0.00	\$0.00	\$0.00	\$70.00
11000-2500-52314-0000-001047-1115-00000	Central Services-Vision	\$0.00	\$0.00	\$63.60	\$63.60	\$42.40	\$106.00	(\$106.00)
11000-2600-52314-0000-001047-0000-00000	Operation & Maintenance of Plant-Vision	\$100.00	\$100.00	\$0.00	\$0.00	\$0.00	\$0.00	\$100.00
11000-2600-52314-0000-001047-1614-00000	Operation & Maintenance of Plant-Vision	\$0.00	\$0.00	\$58.65	\$58.65	\$39.10	\$97.75	(\$97.75)
24106-1000-52314-0000-001047-0000-00000	Instruction-Vision	\$95.00	\$95.00	\$0.00	\$0.00	\$0.00	\$0.00	\$95.00
24106-1000-52314-2000-001047-1412-00000	Instruction-Vision	\$0.00	\$0.00	\$31.89	\$31.89	\$22.80	\$54.69	(\$54.69)
24154-1000-52314-0000-001047-0000-00000	Instruction-Vision	\$7.00	\$7.00	\$0.00	\$0.00	\$0.00	\$0.00	\$7.00
24154-1000-52314-1010-001047-1411-00000	Instruction-Vision	\$0.00	\$0.00	\$0.30	\$0.30	\$0.54	\$0.84	(\$0.84)
24307-1000-52314-1010-001047-0000-00000	Instruction-Vision	\$0.00	\$0.00	\$0.00	\$0.00	\$0.00	\$0.00	\$0.00
24308-1000-52314-0000-001047-1611-00000	Instruction-Vision	\$0.00	\$0.00	\$0.48	\$0.48	\$1.62	\$2.10	(\$2.10)
24330-1000-52314-0000-001047-1611-00000	Instruction-Vision	\$0.00	\$0.00	\$0.72	\$0.72	\$8.73	\$9.45	(\$9.45)
24330-1000-52314-1010-001047-1411-00000	Instruction-Vision	\$0.00	\$0.00	\$0.07	\$0.07	\$0.00	\$0.07	(\$0.07)
24330-1000-52314-2000-001047-1412-00000	Instruction-Vision	\$0.00	\$0.00	\$1.12	\$1.12	\$2.30	\$3.42	(\$3.42)
24330-2100-52314-0000-001047-1216-00000	Support Services-Students-Vision	\$0.00	\$0.00	\$12.60	\$12.60	\$31.50	\$44.10	(\$44.10)
Sub Total		\$1,907.00	\$1,907.00	\$1,051.79	\$1,051.79	\$753.07	\$1,804.86	\$102.14
Primary Sort Element		Secondary Sort Element						
52315								
Account Code	Description	Adopted Budget	Current Budget	Actuals	YTD Actuals	Encumbrance	Projected	YTD Available
11000-1000-52315-0000-001047-0000-00000	Instruction-Disability	\$1,400.00	\$1,400.00	\$0.00	\$0.00	\$0.00	\$0.00	\$1,400.00
11000-1000-52315-0000-001047-1611-00000	Instruction-Disability	\$0.00	\$0.00	\$5.00	\$5.00	\$0.00	\$5.00	(\$5.00)
11000-1000-52315-1010-001047-1411-00000	Instruction-Disability	\$0.00	\$0.00	\$594.51	\$594.51	\$418.53	\$1,013.04	(\$1,013.04)
11000-1000-52315-2000-001047-1412-00000	Instruction-Disability	\$0.00	\$0.00	\$147.12	\$147.12	\$131.10	\$278.22	(\$278.22)
11000-2400-52315-0000-001047-0000-00000	Support Services-School Administration-Disability	\$110.00	\$110.00	\$0.00	\$0.00	\$0.00	\$0.00	\$110.00
11000-2400-52315-0000-001047-1217-00000	Support Services-School Administration-Disability	\$0.00	\$0.00	\$49.50	\$49.50	\$0.00	\$49.50	(\$49.50)
11000-2500-52315-0000-001047-0000-00000	Central Services-Disability	\$120.00	\$120.00	\$0.00	\$0.00	\$0.00	\$0.00	\$120.00
11000-2500-52315-0000-001047-1115-00000	Central Services-Disability	\$0.00	\$0.00	\$72.30	\$72.30	\$48.20	\$120.50	(\$120.50)
11000-2600-52315-0000-001047-0000-00000	Operation & Maintenance of Plant-Disability	\$70.00	\$70.00	\$0.00	\$0.00	\$0.00	\$0.00	\$70.00
11000-2600-52315-0000-001047-1614-00000	Operation & Maintenance of Plant-Disability	\$0.00	\$0.00	\$44.58	\$44.58	\$32.60	\$77.18	(\$77.18)
24106-1000-52315-0000-001047-0000-00000	Instruction-Disability	\$100.00	\$100.00	\$0.00	\$0.00	\$0.00	\$0.00	\$100.00
24106-1000-52315-2000-001047-1412-00000	Instruction-Disability	\$0.00	\$0.00	\$42.81	\$42.81	\$30.60	\$73.41	(\$73.41)
24154-1000-52315-0000-001047-0000-00000	Instruction-Disability	\$7.00	\$7.00	\$0.00	\$0.00	\$0.00	\$0.00	\$7.00
24307-1000-52315-1010-001047-0000-00000	Instruction-Disability	\$0.00	\$0.00	\$0.00	\$0.00	\$0.00	\$0.00	\$0.00
24330-1000-52315-0000-001047-1611-00000	Instruction-Disability	\$0.00	\$0.00	\$0.65	\$0.65	\$3.87	\$4.52	(\$4.52)
24330-1000-52315-1010-001047-1411-00000	Instruction-Disability	\$0.00	\$0.00	\$0.13	\$0.13	\$0.00	\$0.13	(\$0.13)
24330-1000-52315-2000-001047-1412-00000	Instruction-Disability	\$0.00	\$0.00	\$1.83	\$1.83	\$6.20	\$8.03	(\$8.03)

Sub Total		\$1,807.00	\$1,807.00	\$958.43	\$958.43	\$671.10	\$1,629.53	\$177.47
------------------	--	-------------------	-------------------	-----------------	-----------------	-----------------	-------------------	-----------------

Primary Sort Element 52316	Secondary Sort Element
--------------------------------------	-------------------------------

Account Code	Description	Adopted Budget	Current Budget	Actuals	YTD Actuals	Encumbrance	Projected	YTD Available
11000-1000-52316-0000-001047-0000-00000	Instruction-Other Insurance	\$75.00	\$75.00	\$0.00	\$0.00	\$0.00	\$0.00	\$75.00
11000-1000-52316-1010-001047-1411-00000	Instruction-Other Insurance	\$0.00	\$0.00	\$56.82	\$56.82	\$0.00	\$56.82	(\$56.82)
Sub Total		\$75.00	\$75.00	\$56.82	\$56.82	\$0.00	\$56.82	\$18.18

Primary Sort Element 52500	Secondary Sort Element
--------------------------------------	-------------------------------

Account Code	Description	Adopted Budget	Current Budget	Actuals	YTD Actuals	Encumbrance	Projected	YTD Available
11000-1000-52500-0000-001047-0000-00000	Instruction-Unemployment Compensation	\$3,750.00	\$3,750.00	\$0.00	\$0.00	\$0.00	\$0.00	\$3,750.00
11000-1000-52500-1010-001047-1411-00000	Instruction-Unemployment Compensation	\$0.00	\$0.00	(\$33.04)	(\$33.04)	\$0.00	(\$33.04)	\$33.04
11000-2100-52500-0000-001047-0000-00000	Support Services-Students-Unemployment	\$95.00	\$95.00	\$0.00	\$0.00	\$0.00	\$0.00	\$95.00
11000-2300-52500-0000-001047-0000-00000	Support Services-General Administration-	\$95.00	\$95.00	\$0.00	\$0.00	\$0.00	\$0.00	\$95.00
11000-2400-52500-0000-001047-0000-00000	Support Services-School Administration-	\$400.00	\$400.00	\$0.00	\$0.00	\$0.00	\$0.00	\$400.00
11000-2500-52500-0000-001047-0000-00000	Central Services-Unemployment Compensation	\$100.00	\$100.00	\$0.00	\$0.00	\$0.00	\$0.00	\$100.00
11000-2600-52500-0000-001047-0000-00000	Operation & Maintenance of Plant-Unemployment	\$175.00	\$175.00	\$0.00	\$0.00	\$0.00	\$0.00	\$175.00
24106-1000-52500-0000-001047-0000-00000	Instruction-Unemployment Compensation	\$110.00	\$110.00	\$0.00	\$0.00	\$0.00	\$0.00	\$110.00
24154-1000-52500-0000-001047-0000-00000	Instruction-Unemployment Compensation	\$20.00	\$20.00	\$0.00	\$0.00	\$0.00	\$0.00	\$20.00
Sub Total		\$4,745.00	\$4,745.00	(\$33.04)	(\$33.04)	\$0.00	(\$33.04)	\$4,778.04

Primary Sort Element 52511	Secondary Sort Element
--------------------------------------	-------------------------------

Account Code	Description	Adopted Budget	Current Budget	Actuals	YTD Actuals	Encumbrance	Projected	YTD Available
11000-1000-52511-0000-001047-1611-00000	Instruction-Unemployment Insurance Premium	\$0.00	\$0.00	\$113.13	\$113.13	\$36.43	\$149.56	(\$149.56)
11000-1000-52511-1000-001047-1411-00000	Instruction-Unemployment Insurance Premium	\$0.00	\$0.00	\$3.30	\$3.30	\$3.85	\$7.15	(\$7.15)
11000-1000-52511-1010-001047-1411-00000	Instruction-Unemployment Insurance Premium	\$0.00	\$0.00	\$1,230.90	\$1,230.90	\$1,685.79	\$2,916.69	(\$2,916.69)
11000-1000-52511-2000-001047-1412-00000	Instruction-Unemployment Insurance Premium	\$0.00	\$0.00	\$148.86	\$148.86	\$280.66	\$429.52	(\$429.52)
11000-2100-52511-0000-001047-1214-00000	Support Services-Students-Unemployment	\$0.00	\$0.00	\$21.76	\$21.76	\$34.42	\$56.18	(\$56.18)
11000-2100-52511-0000-001047-1216-00000	Support Services-Students-Unemployment	\$0.00	\$0.00	\$64.80	\$64.80	\$0.00	\$64.80	(\$64.80)
11000-2100-52511-0000-001047-1218-00000	Support Services-Students-Unemployment	\$0.00	\$0.00	\$0.00	\$0.00	\$0.00	\$0.00	\$0.00
11000-2100-52511-2000-001047-1211-00000	Support Services-Students-Unemployment Insurance Premium	\$0.00	\$0.00	\$39.48	\$39.48	\$55.23	\$94.71	(\$94.71)
11000-2100-52511-2000-001047-1214-00000	Support Services-Students-Unemployment	\$0.00	\$0.00	\$0.40	\$0.40	\$0.63	\$1.03	(\$1.03)
11000-2300-52511-0000-001047-1111-00000	Support Services-General Administration-	\$0.00	\$0.00	\$54.12	\$54.12	\$54.12	\$108.24	(\$108.24)
11000-2400-52511-0000-001047-1112-00000	Support Services-School Administration-	\$0.00	\$0.00	\$42.28	\$42.28	\$51.71	\$93.99	(\$93.99)
11000-2400-52511-0000-001047-1217-00000	Support Services-School Administration-	\$0.00	\$0.00	\$72.28	\$72.28	\$118.95	\$191.23	(\$191.23)
11000-2500-52511-0000-001047-1115-00000	Central Services-Unemployment Insurance	\$0.00	\$0.00	\$28.32	\$28.32	\$63.72	\$92.04	(\$92.04)
11000-2600-52511-0000-001047-1614-00000	Operation & Maintenance of Plant-Unemployment Insurance Premium	\$0.00	\$0.00	\$94.69	\$94.69	\$71.64	\$166.33	(\$166.33)
11000-2600-52511-0000-001047-1615-00000	Operation & Maintenance of Plant-Unemployment	\$0.00	\$0.00	\$9.37	\$9.37	\$1.62	\$10.99	(\$10.99)
21000-3100-52511-0000-001047-1617-00000	Food Services Operations-Unemployment	\$0.00	\$0.00	\$52.64	\$52.64	\$37.60	\$90.24	(\$90.24)
24106-1000-52511-2000-001047-1412-00000	Instruction-Unemployment Insurance Premium	\$0.00	\$0.00	\$18.15	\$18.15	\$28.65	\$46.80	(\$46.80)
24106-2100-52511-2000-001047-1214-00000	Support Services-Students-Unemployment	\$0.00	\$0.00	\$14.52	\$14.52	\$22.97	\$37.49	(\$37.49)
24154-1000-52511-1010-001047-1411-00000	Instruction-Unemployment Insurance Premium	\$0.00	\$0.00	\$0.88	\$0.88	\$2.20	\$3.08	(\$3.08)
24307-1000-52511-1010-001047-0000-00000	Instruction-Unemployment Insurance Premium	\$0.00	\$0.00	\$0.00	\$0.00	\$0.00	\$0.00	\$0.00
24308-1000-52511-2000-001047-1611-00000	Instruction-Unemployment Insurance Premium	\$0.00	\$0.00	\$1.58	\$1.58	\$5.58	\$7.16	(\$7.16)
24330-1000-52511-0000-001047-1611-00000	Instruction-Unemployment Insurance Premium	\$0.00	\$0.00	\$4.41	\$4.41	\$38.28	\$42.69	(\$42.69)
24330-1000-52511-2000-001047-1412-00000	Instruction-Unemployment Insurance Premium	\$0.00	\$0.00	\$2.82	\$2.82	\$9.40	\$12.22	(\$12.22)
24330-2100-52511-0000-001047-1216-00000	Support Services-Students-Unemployment	\$0.00	\$0.00	\$12.99	\$12.99	\$43.30	\$56.29	(\$56.29)
Sub Total		\$0.00	\$0.00	\$2,031.68	\$2,031.68	\$2,646.75	\$4,678.43	(\$4,678.43)

Primary Sort Element 52720	Secondary Sort Element
--------------------------------------	-------------------------------

Account Code	Description	Adopted Budget	Current Budget	Actuals	YTD Actuals	Encumbrance	Projected	YTD Available
11000-1000-52720-0000-001047-0000-00000	Instruction-Workers Compensation Employer's Fee	\$390.00	\$390.00	\$0.00	\$0.00	\$0.00	\$0.00	\$390.00
11000-1000-52720-0000-001047-1611-00000	Instruction-Workers Compensation Employer's Fee	\$0.00	\$0.00	\$46.06	\$46.06	\$27.60	\$73.66	(\$73.66)
11000-1000-52720-1000-001047-1411-00000	Instruction-Workers Compensation Employer's Fee	\$0.00	\$0.00	\$0.00	\$0.00	\$0.20	\$0.20	(\$0.20)
11000-1000-52720-1010-001047-1411-00000	Instruction-Workers Compensation Employer's Fee	\$0.00	\$0.00	\$202.27	\$202.27	\$102.34	\$304.61	(\$304.61)
11000-1000-52720-2000-001047-1412-00000	Instruction-Workers Compensation Employer's Fee	\$0.00	\$0.00	\$20.89	\$20.89	\$21.60	\$42.49	(\$42.49)
11000-2100-52720-0000-001047-0000-00000	Support Services-Students-Workers Compensation	\$12.00	\$12.00	\$0.00	\$0.00	\$0.00	\$0.00	\$12.00
11000-2100-52720-0000-001047-1214-00000	Support Services-Students-Workers Compensation	\$0.00	\$0.00	\$4.11	\$4.11	\$2.72	\$6.83	(\$6.83)
11000-2100-52720-0000-001047-1216-00000	Support Services-Students-Workers Compensation	\$0.00	\$0.00	\$9.20	\$9.20	\$0.00	\$9.20	(\$9.20)
11000-2100-52720-0000-001047-1218-00000	Support Services-Students-Workers Compensation	\$0.00	\$0.00	\$0.00	\$0.00	\$0.00	\$0.00	\$0.00
11000-2100-52720-2000-001047-1211-00000	Support Services-Students-Workers Compensation	\$0.00	\$0.00	\$6.90	\$6.90	\$2.30	\$9.20	(\$9.20)
11000-2100-52720-2000-001047-1214-00000	Support Services-Students-Workers Compensation Employer's Fee	\$0.00	\$0.00	\$0.03	\$0.03	\$0.06	\$0.09	(\$0.09)
11000-2300-52720-0000-001047-0000-00000	Support Services-General Administration-Workers	\$12.00	\$12.00	\$0.00	\$0.00	\$0.00	\$0.00	\$12.00
11000-2300-52720-0000-001047-1111-00000	Support Services-General Administration-Workers	\$0.00	\$0.00	\$6.90	\$6.90	\$4.60	\$11.50	(\$11.50)
11000-2400-52720-0000-001047-0000-00000	Support Services-School Administration-Workers	\$54.00	\$54.00	\$0.00	\$0.00	\$0.00	\$0.00	\$54.00
11000-2400-52720-0000-001047-1112-00000	Support Services-School Administration-Workers	\$0.00	\$0.00	\$6.86	\$6.86	\$4.56	\$11.42	(\$11.42)
11000-2400-52720-0000-001047-1217-00000	Support Services-School Administration-Workers	\$0.00	\$0.00	\$13.80	\$13.80	\$9.20	\$23.00	(\$23.00)
11000-2500-52720-0000-001047-0000-00000	Central Services-Workers Compensation	\$10.00	\$10.00	\$0.00	\$0.00	\$0.00	\$0.00	\$10.00
11000-2500-52720-0000-001047-1115-00000	Central Services-Workers Compensation	\$0.00	\$0.00	\$6.90	\$6.90	\$4.60	\$11.50	(\$11.50)
11000-2600-52720-0000-001047-0000-00000	Operation & Maintenance of Plant-Workers	\$21.00	\$21.00	\$0.00	\$0.00	\$0.00	\$0.00	\$21.00
11000-2600-52720-0000-001047-1614-00000	Operation & Maintenance of Plant-Workers	\$0.00	\$0.00	\$13.80	\$13.80	\$6.90	\$20.70	(\$20.70)
11000-2600-52720-0000-001047-1615-00000	Operation & Maintenance of Plant-Workers	\$0.00	\$0.00	\$6.90	\$6.90	\$4.60	\$11.50	(\$11.50)
21000-3100-52720-0000-001047-1617-00000	Food Services Operations-Workers Compensation	\$0.00	\$0.00	\$6.90	\$6.90	\$4.60	\$11.50	(\$11.50)
24106-1000-52720-0000-001047-0000-00000	Instruction-Workers Compensation Employer's Fee	\$10.00	\$10.00	\$0.00	\$0.00	\$0.00	\$0.00	\$10.00
24106-1000-52720-2000-001047-1412-00000	Instruction-Workers Compensation Employer's Fee	\$0.00	\$0.00	\$3.43	\$3.43	\$1.14	\$4.57	(\$4.57)
24106-2100-52720-2000-001047-1214-00000	Support Services-Students-Workers Compensation	\$0.00	\$0.00	\$2.74	\$2.74	\$1.82	\$4.56	(\$4.56)
24154-1000-52720-0000-001047-0000-00000	Instruction-Workers Compensation Employer's Fee	\$2.00	\$2.00	\$0.00	\$0.00	\$0.00	\$0.00	\$2.00
24154-1000-52720-1010-001047-1411-00000	Instruction-Workers Compensation Employer's Fee	\$0.00	\$0.00	\$0.07	\$0.07	\$0.14	\$0.21	(\$0.21)
24307-1000-52720-1010-001047-0000-00000	Instruction-Workers Compensation Employer's Fee	\$0.00	\$0.00	\$0.00	\$0.00	\$0.00	\$0.00	\$0.00
24308-1000-52720-0000-001047-1611-00000	Instruction-Workers Compensation Employer's Fee	\$0.00	\$0.00	\$0.00	\$0.00	\$0.32	\$0.32	(\$0.32)
24330-1000-52720-0000-001047-1611-00000	Instruction-Workers Compensation Employer's Fee	\$0.00	\$0.00	\$0.14	\$0.14	\$2.52	\$2.66	(\$2.66)
24330-1000-52720-2000-001047-1412-00000	Instruction-Workers Compensation Employer's Fee	\$0.00	\$0.00	\$0.00	\$0.00	\$0.58	\$0.58	(\$0.58)
24330-2100-52720-0000-001047-1216-00000	Support Services-Students-Workers Compensation	\$0.00	\$0.00	\$2.30	\$2.30	\$4.60	\$6.90	(\$6.90)
Sub Total		\$511.00	\$511.00	\$360.20	\$360.20	\$207.00	\$567.20	(\$56.20)
Primary Sort Element	Secondary Sort Element							
53211								
Account Code	Description	Adopted Budget	Current Budget	Actuals	YTD Actuals	Encumbrance	Projected	YTD Available
11000-2100-53211-2000-001047-0000-00000	Support Services-Students-Diagnosticians -	\$25,000.00	\$25,000.00	\$2,231.44	\$2,231.44	\$6,186.62	\$8,418.06	\$16,581.94
Sub Total		\$25,000.00	\$25,000.00	\$2,231.44	\$2,231.44	\$6,186.62	\$8,418.06	\$16,581.94
Primary Sort Element	Secondary Sort Element							
53212								
Account Code	Description	Adopted Budget	Current Budget	Actuals	YTD Actuals	Encumbrance	Projected	YTD Available
11000-2100-53212-2000-001047-0000-00000	Support Services-Students-Speech Therapists -	\$50,000.00	\$50,000.00	\$22,735.62	\$22,735.62	\$24,376.57	\$47,112.19	\$2,887.81
Sub Total		\$50,000.00	\$50,000.00	\$22,735.62	\$22,735.62	\$24,376.57	\$47,112.19	\$2,887.81
Primary Sort Element	Secondary Sort Element							
53213								
Account Code	Description	Adopted Budget	Current Budget	Actuals	YTD Actuals	Encumbrance	Projected	YTD Available
11000-2100-53213-2000-001047-0000-00000	Support Services-Students-Occupational Therapists - Contracted	\$25,000.00	\$25,000.00	\$9,019.35	\$9,019.35	\$7,816.77	\$16,836.12	\$8,163.88
Sub Total		\$25,000.00	\$25,000.00	\$9,019.35	\$9,019.35	\$7,816.77	\$16,836.12	\$8,163.88
Primary Sort Element	Secondary Sort Element							

53215								
Account Code	Description	Adopted Budget	Current Budget	Actuals	YTD Actuals	Encumbrance	Projected	YTD Available
11000-2100-53215-2000-001047-0000-00000	Support Services-Students-Psychologists -	\$5,000.00	\$5,000.00	\$1,767.42	\$1,767.42	\$0.00	\$1,767.42	\$3,232.58
Sub Total		\$5,000.00	\$5,000.00	\$1,767.42	\$1,767.42	\$0.00	\$1,767.42	\$3,232.58
Primary Sort Element		Secondary Sort Element						
53218								
Account Code	Description	Adopted Budget	Current Budget	Actuals	YTD Actuals	Encumbrance	Projected	YTD Available
11000-2100-53218-2000-001047-0000-00000	Support Services-Students-Specialists - Contracted	\$5,000.00	\$5,000.00	\$0.00	\$0.00	\$0.00	\$0.00	\$5,000.00
Sub Total		\$5,000.00	\$5,000.00	\$0.00	\$0.00	\$0.00	\$0.00	\$5,000.00
Primary Sort Element		Secondary Sort Element						
53330								
Account Code	Description	Adopted Budget	Current Budget	Actuals	YTD Actuals	Encumbrance	Projected	YTD Available
11000-1000-53330-1010-001047-0000-00000	Instruction-Professional Development	\$500.00	\$500.00	\$0.00	\$0.00	\$0.00	\$0.00	\$500.00
11000-1000-53330-2000-001047-0000-00000	Instruction-Professional Development	\$500.00	\$500.00	\$0.00	\$0.00	\$2,129.76	\$2,129.76	(\$1,629.76)
11000-2100-53330-0000-001047-0000-00000	Support Services-Students-Professional	\$0.00	\$0.00	\$706.18	\$706.18	\$6,740.82	\$7,447.00	(\$7,447.00)
11000-2100-53330-2000-001047-0000-00000	Support Services-Students-Professional Development	\$1,000.00	\$1,000.00	\$0.00	\$0.00	\$0.00	\$0.00	\$1,000.00
11000-2400-53330-0000-001047-0000-00000	Support Services-School Administration-	\$500.00	\$500.00	\$3,255.79	\$3,255.79	\$11,208.18	\$14,463.97	(\$13,963.97)
11000-2500-53330-0000-001047-0000-00000	Central Services-Professional Development	\$300.00	\$300.00	\$0.00	\$0.00	\$0.00	\$0.00	\$300.00
24154-1000-53330-1010-001047-0000-00000	Instruction-Professional Development	\$8,916.00	\$8,916.00	\$0.00	\$0.00	\$0.00	\$0.00	\$8,916.00
24154-1000-53330-1010-001047-1411-00000	Instruction-Professional Development	\$0.00	\$0.00	\$0.00	\$0.00	\$0.00	\$0.00	\$0.00
24154-1000-53330-2000-001047-0000-00000	Instruction-Professional Development	\$0.00	\$0.00	\$1,135.00	\$1,135.00	\$60.00	\$1,195.00	(\$1,195.00)
24154-2100-53330-0000-001047-0000-00000	Support Services-Students-Professional	\$350.00	\$350.00	\$0.00	\$0.00	\$0.00	\$0.00	\$350.00
24154-2400-53330-0000-001047-0000-00000	Support Services-School Administration-	\$0.00	\$0.00	\$0.00	\$0.00	\$225.00	\$225.00	(\$225.00)
24309-1000-53330-1010-001047-0000-00000	Instruction-Professional Development	\$5,000.00	\$5,000.00	\$0.00	\$0.00	\$0.00	\$0.00	\$5,000.00
Sub Total		\$17,066.00	\$17,066.00	\$5,096.97	\$5,096.97	\$20,363.76	\$25,460.73	(\$8,394.73)
Primary Sort Element		Secondary Sort Element						
53411								
Account Code	Description	Adopted Budget	Current Budget	Actuals	YTD Actuals	Encumbrance	Projected	YTD Available
11000-2300-53411-0000-001047-0000-00000	Support Services-General Administration-Auditing	\$17,000.00	\$17,000.00	\$18,878.13	\$18,878.13	\$0.00	\$18,878.13	(\$1,878.13)
Sub Total		\$17,000.00	\$17,000.00	\$18,878.13	\$18,878.13	\$0.00	\$18,878.13	(\$1,878.13)
Primary Sort Element		Secondary Sort Element						
53413								
Account Code	Description	Adopted Budget	Current Budget	Actuals	YTD Actuals	Encumbrance	Projected	YTD Available
11000-2300-53413-0000-001047-0000-00000	Support Services-General Administration-Legal	\$20,000.00	\$20,000.00	\$162.66	\$162.66	\$4,837.34	\$5,000.00	\$15,000.00
Sub Total		\$20,000.00	\$20,000.00	\$162.66	\$162.66	\$4,837.34	\$5,000.00	\$15,000.00
Primary Sort Element		Secondary Sort Element						
53712								
Account Code	Description	Adopted Budget	Current Budget	Actuals	YTD Actuals	Encumbrance	Projected	YTD Available
31600-2300-53712-0000-001047-0000-00000	Support Services-General Administration-County Tax Collection Costs	\$3,552.00	\$3,552.00	\$0.00	\$0.00	\$0.00	\$0.00	\$3,552.00
Sub Total		\$3,552.00	\$3,552.00	\$0.00	\$0.00	\$0.00	\$0.00	\$3,552.00
Primary Sort Element		Secondary Sort Element						
54315								
Account Code	Description	Adopted Budget	Current Budget	Actuals	YTD Actuals	Encumbrance	Projected	YTD Available
31701-4000-54315-0000-001047-0000-00000	Capital Outlay-Maintenance & Repair -	\$5,000.00	\$5,000.00	\$0.00	\$0.00	\$0.00	\$0.00	\$5,000.00
Sub Total		\$5,000.00	\$5,000.00	\$0.00	\$0.00	\$0.00	\$0.00	\$5,000.00
Primary Sort Element		Secondary Sort Element						
54411								

Account Code	Description	Adopted Budget	Current Budget	Actuals	YTD Actuals	Encumbrance	Projected	YTD Available
11000-2600-54411-0000-001047-0000-00000	Operation & Maintenance of Plant-Electricity	\$40,000.00	\$40,000.00	\$23,708.92	\$23,708.92	\$21,786.30	\$45,495.22	(\$5,495.22)
Sub Total		\$40,000.00	\$40,000.00	\$23,708.92	\$23,708.92	\$21,786.30	\$45,495.22	(\$5,495.22)
Primary Sort Element		Secondary Sort Element						
54412								
Account Code	Description	Adopted Budget	Current Budget	Actuals	YTD Actuals	Encumbrance	Projected	YTD Available
11000-2600-54412-0000-001047-0000-00000	Operation & Maintenance of Plant-Natural Gas (Buildings)	\$20,000.00	\$20,000.00	\$10,412.35	\$10,412.35	\$24,070.78	\$34,483.13	(\$14,483.13)
Sub Total		\$20,000.00	\$20,000.00	\$10,412.35	\$10,412.35	\$24,070.78	\$34,483.13	(\$14,483.13)
Primary Sort Element		Secondary Sort Element						
54415								
Account Code	Description	Adopted Budget	Current Budget	Actuals	YTD Actuals	Encumbrance	Projected	YTD Available
11000-2600-54415-0000-001047-0000-00000	Operation & Maintenance of Plant-Water/Sewage	\$45,000.00	\$45,000.00	\$25,098.15	\$25,098.15	\$22,443.96	\$47,542.11	(\$2,542.11)
Sub Total		\$45,000.00	\$45,000.00	\$25,098.15	\$25,098.15	\$22,443.96	\$47,542.11	(\$2,542.11)
Primary Sort Element		Secondary Sort Element						
54610								
Account Code	Description	Adopted Budget	Current Budget	Actuals	YTD Actuals	Encumbrance	Projected	YTD Available
31200-4000-54610-0000-001047-0000-00000	Capital Outlay-Renting Land and Buildings	\$339,578.00	\$339,578.00	\$226,385.36	\$226,385.36	\$84,894.51	\$311,279.87	\$28,298.13
Sub Total		\$339,578.00	\$339,578.00	\$226,385.36	\$226,385.36	\$84,894.51	\$311,279.87	\$28,298.13
Primary Sort Element		Secondary Sort Element						
55200								
Account Code	Description	Adopted Budget	Current Budget	Actuals	YTD Actuals	Encumbrance	Projected	YTD Available
11000-2600-55200-0000-001047-0000-00000	Operation & Maintenance of Plant-Property/Liability	\$65,000.00	\$65,000.00	\$66,989.00	\$66,989.00	\$0.00	\$66,989.00	(\$1,989.00)
Sub Total		\$65,000.00	\$65,000.00	\$66,989.00	\$66,989.00	\$0.00	\$66,989.00	(\$1,989.00)
Primary Sort Element		Secondary Sort Element						
55400								
Account Code	Description	Adopted Budget	Current Budget	Actuals	YTD Actuals	Encumbrance	Projected	YTD Available
11000-2300-55400-0000-001047-0000-00000	Support Services-General Administration-	\$2,000.00	\$2,000.00	\$908.57	\$908.57	\$868.98	\$1,777.55	\$222.45
Sub Total		\$2,000.00	\$2,000.00	\$908.57	\$908.57	\$868.98	\$1,777.55	\$222.45
Primary Sort Element		Secondary Sort Element						
55812								
Account Code	Description	Adopted Budget	Current Budget	Actuals	YTD Actuals	Encumbrance	Projected	YTD Available
11000-2300-55812-0000-001047-0000-00000	Support Services-General Administration-Board	\$3,500.00	\$3,500.00	\$0.00	\$0.00	\$0.00	\$0.00	\$3,500.00
Sub Total		\$3,500.00	\$3,500.00	\$0.00	\$0.00	\$0.00	\$0.00	\$3,500.00
Primary Sort Element		Secondary Sort Element						
55813								
Account Code	Description	Adopted Budget	Current Budget	Actuals	YTD Actuals	Encumbrance	Projected	YTD Available
11000-2400-55813-0000-001047-0000-00000	Support Services-School Administration-Employee Travel - Non-Teachers	\$0.00	\$0.00	\$0.00	\$0.00	\$10,500.00	\$10,500.00	(\$10,500.00)
Sub Total		\$0.00	\$0.00	\$0.00	\$0.00	\$10,500.00	\$10,500.00	(\$10,500.00)
Primary Sort Element		Secondary Sort Element						
55819								
Account Code	Description	Adopted Budget	Current Budget	Actuals	YTD Actuals	Encumbrance	Projected	YTD Available
11000-1000-55819-1010-001047-0000-00000	Instruction-Employee Travel - Teachers	\$0.00	\$0.00	\$0.00	\$0.00	\$0.00	\$0.00	\$0.00
Sub Total		\$0.00	\$0.00	\$0.00	\$0.00	\$0.00	\$0.00	\$0.00
Primary Sort Element		Secondary Sort Element						
55913								
Account Code	Description	Adopted Budget	Current Budget	Actuals	YTD Actuals	Encumbrance	Projected	YTD Available

31600-4000-55913-0000-001047-0000-00000	Capital Outlay-Contracts-Inter-agency/REC	\$374,464.00	\$507,420.20	\$223,809.20	\$223,809.20	\$153,991.19	\$377,800.39	\$129,619.81
31701-2900-55913-0000-001047-0000-00000	Other Support Services-Contracts-Inter-agency/REC	\$20,000.00	\$20,000.00	\$8,988.84	\$8,988.84	\$12,196.52	\$21,185.36	(\$1,185.36)
Sub Total		\$394,464.00	\$527,420.20	\$232,798.04	\$232,798.04	\$166,187.71	\$398,985.75	\$128,434.45

Primary Sort Element 55915 **Secondary Sort Element**

Account Code	Description	Adopted Budget	Current Budget	Actuals	YTD Actuals	Encumbrance	Projected	YTD Available
11000-1000-55915-1010-001047-0000-00000	Transportation-Other Contract Services	\$18,289.00	\$18,289.00	\$3,237.85	\$3,237.85	\$5,562.15	\$8,800.00	\$9,489.00
11000-2100-55915-0000-001047-0000-00000	Support Services-Students-Other Contract Services	\$0.00	\$0.00	\$0.00	\$0.00	\$63.75	\$63.75	(\$63.75)
11000-2200-55915-0000-001047-0000-00000	Support Services-Instruction-Other Contract	\$5,000.00	\$5,000.00	\$2,560.00	\$2,560.00	\$1,600.00	\$4,160.00	\$840.00
11000-2400-55915-0000-001047-0000-00000	Support Services-School Administration-Other	\$20,000.00	\$23,300.55	\$11,141.73	\$11,141.73	\$502.20	\$11,643.93	\$11,656.62
11000-2500-55915-0000-001047-0000-00000	Central Services-Other Contract Services	\$65,000.00	\$65,000.00	\$40,453.20	\$40,453.20	\$24,271.92	\$64,725.12	\$274.88
11000-2600-55915-0000-001047-0000-00000	Operation & Maintenance of Plant-Other Contract	\$218,002.00	\$218,002.00	\$6,522.16	\$6,522.16	\$5,975.66	\$12,497.82	\$205,504.18
25152-2100-55915-0000-001047-0000-00000	Support Services-Students-Other Contract Services	\$30,000.00	\$30,000.00	\$0.00	\$0.00	\$0.00	\$0.00	\$30,000.00
26207-1000-55915-1010-001047-0000-00000	Instruction-Other Contract Services	\$6,000.00	\$5,512.88	\$500.00	\$500.00	\$0.00	\$500.00	\$5,012.88
29130-1000-55915-1010-001047-0000-00000	Instruction-Other Contract Services	\$5,600.00	\$5,735.36	\$1,925.13	\$1,925.13	\$258.37	\$2,183.50	\$3,551.86
Sub Total		\$367,891.00	\$370,839.79	\$66,340.07	\$66,340.07	\$38,234.05	\$104,574.12	\$266,265.67

Primary Sort Element 56111 **Secondary Sort Element**

Account Code	Description	Adopted Budget	Current Budget	Actuals	YTD Actuals	Encumbrance	Projected	YTD Available
27109-1000-56111-1010-001047-0000-00000	Instruction-Instructional Materials Cash - 50%	\$9,850.40	\$9,850.40	\$8,609.80	\$8,609.80	\$0.00	\$8,609.80	\$1,240.60
Sub Total		\$9,850.40	\$9,850.40	\$8,609.80	\$8,609.80	\$0.00	\$8,609.80	\$1,240.60

Primary Sort Element 56112 **Secondary Sort Element**

Account Code	Description	Adopted Budget	Current Budget	Actuals	YTD Actuals	Encumbrance	Projected	YTD Available
11000-1000-56112-1010-001047-0000-00000	Instruction-Other Textbooks	\$0.00	\$0.00	\$3,234.84	\$3,234.84	\$5,383.84	\$8,618.68	(\$8,618.68)
11000-1000-56112-4020-001047-0000-00000	Instruction-Other Textbooks	\$10,000.00	\$10,000.00	\$2,258.53	\$2,258.53	\$1,508.62	\$3,767.15	\$6,232.85
11000-1000-56112-4025-001047-0000-00000	Instruction-Other Textbooks	\$1,000.00	\$1,000.00	\$0.00	\$0.00	\$0.00	\$0.00	\$1,000.00
24153-1000-56112-1010-001047-0000-00000	Instruction-Other Textbooks	\$75.00	\$75.00	\$0.00	\$0.00	\$0.00	\$0.00	\$75.00
Sub Total		\$11,075.00	\$11,075.00	\$5,493.37	\$5,493.37	\$6,892.46	\$12,385.83	(\$1,310.83)

Primary Sort Element 56113 **Secondary Sort Element**

Account Code	Description	Adopted Budget	Current Budget	Actuals	YTD Actuals	Encumbrance	Projected	YTD Available
11000-1000-56113-1010-001047-0000-00000	Transportation-Software	\$0.00	\$0.00	\$2,685.00	\$2,685.00	\$4,675.00	\$7,360.00	(\$7,360.00)
11000-1000-56113-4020-001047-0000-00000	Instruction-Software	\$6,500.00	\$6,500.00	\$4,739.00	\$4,739.00	\$0.00	\$4,739.00	\$1,761.00
11000-1000-56113-4025-001047-0000-00000	Instruction-Software	\$23,000.00	\$23,000.00	\$174.99	\$174.99	\$252.30	\$427.29	\$22,572.71
11000-2400-56113-0000-001047-0000-00000	Support Services-School Administration-Software	\$8,000.00	\$8,000.00	\$1,544.79	\$1,544.79	\$9,249.99	\$10,794.78	(\$2,794.78)
11000-2500-56113-0000-001047-0000-00000	Central Services-Software	\$12,500.00	\$12,500.00	\$11,647.09	\$11,647.09	\$1,465.09	\$13,112.18	(\$612.18)
11000-2600-56113-0000-001047-0000-00000	Operation & Maintenance of Plant-Software	\$2,000.00	\$2,000.00	\$0.00	\$0.00	\$1,000.00	\$1,000.00	\$1,000.00
24308-1000-56113-1010-001047-0000-00000	Instruction-Software	\$61,625.00	\$61,625.00	\$0.00	\$0.00	\$0.00	\$0.00	\$61,625.00
31701-4000-56113-0000-001047-0000-00000	Capital Outlay-Software	\$3,500.00	\$3,500.00	\$0.00	\$0.00	\$0.00	\$0.00	\$3,500.00
Sub Total		\$117,125.00	\$117,125.00	\$20,790.87	\$20,790.87	\$16,642.38	\$37,433.25	\$79,691.75

Primary Sort Element 56114 **Secondary Sort Element**

Account Code	Description	Adopted Budget	Current Budget	Actuals	YTD Actuals	Encumbrance	Projected	YTD Available
27107-2200-56114-0000-001047-0000-00000	Support Services-Instruction-Library And Audio-	\$8,956.00	\$8,956.00	\$0.00	\$0.00	\$0.00	\$0.00	\$8,956.00
Sub Total		\$8,956.00	\$8,956.00	\$0.00	\$0.00	\$0.00	\$0.00	\$8,956.00

Primary Sort Element 56116 **Secondary Sort Element**

Account Code	Description	Adopted Budget	Current Budget	Actuals	YTD Actuals	Encumbrance	Projected	YTD Available
21000-3100-56116-0000-001047-0000-00000	Food Services Operations-Food	\$35,000.00	\$63,077.41	\$38,919.69	\$38,919.69	\$12,490.47	\$51,410.16	\$11,667.25

Sub Total		\$35,000.00	\$63,077.41	\$38,919.69	\$38,919.69	\$12,490.47	\$51,410.16	\$11,667.25
------------------	--	--------------------	--------------------	--------------------	--------------------	--------------------	--------------------	--------------------

Primary Sort Element	Secondary Sort Element
56117	

Account Code	Description	Adopted Budget	Current Budget	Actuals	YTD Actuals	Encumbrance	Projected	YTD Available
21000-3100-56117-0000-001047-0000-00000	Food Services Operations-Non-Food	\$2,000.00	\$2,000.00	\$0.00	\$0.00	\$0.00	\$0.00	\$2,000.00
Sub Total		\$2,000.00	\$2,000.00	\$0.00	\$0.00	\$0.00	\$0.00	\$2,000.00

Primary Sort Element	Secondary Sort Element
56118	

Account Code	Description	Adopted Budget	Current Budget	Actuals	YTD Actuals	Encumbrance	Projected	YTD Available
11000-1000-56118-1010-001047-0000-00000	Transportation-General Supplies And Materials	\$20,000.00	\$20,000.00	\$1,854.18	\$1,854.18	\$740.83	\$2,595.01	\$17,404.99
11000-2400-56118-0000-001047-0000-00000	Support Services-School Administration-General	\$40,000.00	\$40,000.00	\$6,636.67	\$6,636.67	\$2,157.44	\$8,794.11	\$31,205.89
11000-2600-56118-0000-001047-0000-00000	Operation & Maintenance of Plant-General Supplies	\$30,000.00	\$30,000.00	\$6,753.00	\$6,753.00	\$4,180.55	\$10,933.55	\$19,066.45
11000-3100-56118-0000-001047-0000-00000	Food Services Operations-General Supplies and	\$1,000.00	\$1,000.00	\$29.75	\$29.75	\$0.00	\$29.75	\$970.25
21000-3100-56118-0000-001047-0000-00000	Food Services Operations-General Supplies and	\$0.00	\$0.00	\$968.56	\$968.56	\$1,031.44	\$2,000.00	(\$2,000.00)
23000-1000-56118-1010-001047-0000-00000	Instruction-General Supplies and Materials	\$266,265.00	\$111,693.17	\$179.74	\$179.74	\$469.99	\$649.73	\$111,043.44
23000-1000-56118-1010-001047-0000-00100	Instruction-General Supplies and Materials	\$0.00	\$50,252.35	\$9,298.55	\$9,298.55	\$5,261.04	\$14,559.59	\$35,692.76
23000-1000-56118-1010-001047-0000-00102	Instruction-General Supplies and Materials	\$0.00	\$8,263.93	\$1,150.79	\$1,150.79	\$459.19	\$1,609.98	\$6,653.95
23000-1000-56118-1010-001047-0000-00103	Instruction-General Supplies and Materials	\$0.00	\$38,654.18	\$2,842.99	\$2,842.99	\$8,741.66	\$11,584.65	\$27,069.53
23000-1000-56118-1010-001047-0000-00104	Instruction-General Supplies and Materials	\$0.00	\$8,071.13	\$10,669.70	\$10,669.70	\$8,075.30	\$18,745.00	(\$10,673.87)
23000-1000-56118-1010-001047-0000-00106	Instruction-General Supplies and Materials	\$0.00	\$12,707.22	\$3,118.06	\$3,118.06	\$1,755.32	\$4,873.38	\$7,833.84
23000-1000-56118-1010-001047-0000-00107	Instruction-General Supplies and Materials	\$0.00	\$9,981.68	\$621.13	\$621.13	\$1,350.00	\$1,971.13	\$8,010.55
23000-1000-56118-1010-001047-0000-00108	Instruction-General Supplies and Materials	\$0.00	\$1,111.16	\$51.00	\$51.00	\$240.00	\$291.00	\$820.16
23000-1000-56118-1010-001047-0000-00109	Instruction-General Supplies and Materials	\$0.00	\$906.64	\$129.61	\$129.61	\$0.00	\$129.61	\$777.03
23000-1000-56118-1010-001047-0000-00111	Instruction-General Supplies and Materials	\$0.00	\$2,916.12	\$1,451.56	\$1,451.56	\$531.00	\$1,982.56	\$933.56
23000-1000-56118-1010-001047-0000-00113	Instruction-General Supplies and Materials	\$0.00	\$5,433.88	\$1,046.12	\$1,046.12	\$942.01	\$1,988.13	\$3,445.75
23000-1000-56118-1010-001047-0000-00116	Instruction-General Supplies and Materials-Science	\$0.00	\$6,653.75	\$1,418.51	\$1,418.51	\$391.93	\$1,810.44	\$4,843.31
23000-1000-56118-1010-001047-0000-00118	Instruction-General Supplies and Materials	\$0.00	\$4,101.49	\$1,441.61	\$1,441.61	\$641.90	\$2,083.51	\$2,017.98
23000-1000-56118-1010-001047-0000-00119	Instruction-General Supplies and Materials	\$0.00	\$2,273.76	\$5,326.20	\$5,326.20	\$973.44	\$6,299.64	(\$4,025.88)
23000-1000-56118-1010-001047-0000-00121	Instruction-General Supplies and Materials	\$0.00	\$1,525.46	\$5,257.65	\$5,257.65	\$3,459.77	\$8,717.42	(\$7,191.96)
23000-1000-56118-1010-001047-0000-00122	Instruction-General Supplies and Materials-Piano	\$0.00	\$4,056.25	\$0.00	\$0.00	\$0.00	\$0.00	\$4,056.25
23000-1000-56118-1010-001047-0000-00124	Instruction-General Supplies and Materials-Snacks	\$0.00	\$1,564.17	\$0.00	\$0.00	\$0.00	\$0.00	\$1,564.17
23000-1000-56118-1010-001047-0000-00125	Instruction-General Supplies and Materials-	\$0.00	\$2,422.98	\$0.00	\$0.00	\$0.00	\$0.00	\$2,422.98
23000-1000-56118-1010-001047-0000-00126	Instruction-General Supplies and Materials-On-Line	\$0.00	\$718.77	\$0.00	\$0.00	\$0.00	\$0.00	\$718.77
23000-1000-56118-1010-001047-0000-00128	Instruction-General Supplies and Materials-	\$0.00	\$1,291.31	\$3,249.56	\$3,249.56	\$738.61	\$3,988.17	(\$2,696.86)
23000-1000-56118-1010-001047-0000-00130	Instruction-General Supplies and Materials-	\$0.00	\$1,259.15	\$312.50	\$312.50	\$0.00	\$312.50	\$946.65
23000-1000-56118-1010-001047-0000-00131	Instruction-General Supplies and Materials-	\$0.00	\$429.99	\$0.00	\$0.00	\$0.00	\$0.00	\$429.99
23000-1000-56118-1010-001047-0000-00133	Instruction-General Supplies and Materials-LBGTQ	\$0.00	\$119.68	\$56.69	\$56.69	\$62.99	\$119.68	\$0.00
23000-1000-56118-1010-001047-0000-00134	Instruction-General Supplies and Materials-Dance	\$0.00	\$3,455.01	\$50.00	\$50.00	\$0.00	\$50.00	\$3,405.01
23000-1000-56118-1010-001047-0000-00135	Instruction-General Supplies and Materials-T-Shirt	\$0.00	\$1,739.04	\$1,752.00	\$1,752.00	\$10.00	\$1,762.00	(\$22.96)
23000-1000-56118-1010-001047-0000-00136	Instruction-General Supplies and Materials-Chicago	\$0.00	(\$666.60)	\$0.00	\$0.00	\$0.00	\$0.00	(\$666.60)
23000-1000-56118-1010-001047-0000-00137	Instruction-General Supplies and Materials-	\$0.00	\$455.00	\$0.00	\$0.00	\$0.00	\$0.00	\$455.00
23000-1000-56118-1010-001047-0000-00138	Instruction-General Supplies and Materials-Thespian	\$0.00	\$720.12	\$320.57	\$320.57	\$365.94	\$686.51	\$33.61
23000-1000-56118-1010-001047-0000-00139	Instruction-General Supplies and Materials-Sean	\$0.00	\$2,287.15	\$0.00	\$0.00	\$0.00	\$0.00	\$2,287.15
23000-1000-56118-1010-001047-0000-00140	Instruction-General Supplies and Materials-National	\$0.00	\$627.78	\$1,861.64	\$1,861.64	\$60.00	\$1,921.64	(\$1,293.86)
23000-1000-56118-1010-001047-0000-00141	Instruction-General Supplies and Materials-Building	\$0.00	\$50.00	\$0.00	\$0.00	\$0.00	\$0.00	\$50.00
23000-1000-56118-1010-001047-0000-00143	Instruction-General Supplies and Materials-PARCC	\$0.00	\$73.38	\$0.00	\$0.00	\$0.00	\$0.00	\$73.38
23000-1000-56118-1010-001047-0000-00144	Instruction-General Supplies and Materials-Dual	\$0.00	\$325.75	\$0.00	\$0.00	\$0.00	\$0.00	\$325.75
23000-1000-56118-1010-001047-0000-00145	Instruction-General Supplies and Materials-Music	\$0.00	\$32.16	\$0.00	\$0.00	\$0.00	\$0.00	\$32.16
23000-1000-56118-1010-001047-0000-00146	Instruction-General Supplies and Materials-	\$0.00	\$1.24	\$0.00	\$0.00	\$0.00	\$0.00	\$1.24
23000-1000-56118-1010-001047-0000-00147	Instruction-General Supplies and Materials-PAPA Assistance Fund	\$0.00	\$20.00	\$0.00	\$0.00	\$0.00	\$0.00	\$20.00
23000-1000-56118-1010-001047-0000-00148	Instruction-General Supplies and Materials-National	\$0.00	\$744.33	\$1,354.38	\$1,354.38	\$1,005.47	\$2,359.85	(\$1,615.52)
23000-1000-56118-1010-001047-0000-00149	Instruction-General Supplies and Materials-Art To	\$0.00	(\$157.46)	\$0.00	\$0.00	\$0.00	\$0.00	(\$157.46)
23000-1000-56118-1010-001047-0000-00150	Instruction-General Supplies and Materials-Poetry	\$0.00	\$561.76	\$0.00	\$0.00	\$0.00	\$0.00	\$561.76
23000-1000-56118-1010-001047-0000-00151	Instruction-General Supplies and Materials-GSA	\$0.00	\$2,749.44	\$0.00	\$0.00	\$51.12	\$51.12	\$2,698.32
23000-1000-56118-1010-001047-0000-00152	Instruction-General Supplies and Materials-Art	\$0.00	\$48.00	\$0.00	\$0.00	\$0.00	\$0.00	\$48.00

23000-1000-56118-1010-001047-0000-00153	Instruction-General Supplies and Materials-Music	\$0.00	\$370.00	\$0.00	\$0.00	\$0.00	\$0.00	\$370.00
24174-1000-56118-1010-001047-0000-00000	Instruction-General Supplies and Materials	\$7,000.00	\$0.00	\$0.00	\$0.00	\$0.00	\$0.00	\$0.00
24174-2100-56118-0000-001047-0000-00000	Support Services-Students-General Supplies and	\$2,060.00	\$0.00	\$0.00	\$0.00	\$0.00	\$0.00	\$0.00
25152-2100-56118-0000-001047-0000-00000	Support Services-Students-General Supplies and	\$5,000.00	\$5,000.00	\$1,981.04	\$1,981.04	\$2,735.30	\$4,716.34	\$283.66
Sub Total		\$371,325.00	\$385,844.32	\$71,183.76	\$71,183.76	\$46,432.24	\$117,616.00	\$268,228.32
Primary Sort Element 56211	Secondary Sort Element							
Account Code	Description	Adopted Budget	Current Budget	Actuals	YTD Actuals	Encumbrance	Projected	YTD Available
11000-2600-56211-0000-001047-0000-00000	Operation & Maintenance of Plant-Gasoline	\$1,000.00	\$1,000.00	\$274.89	\$274.89	\$788.12	\$1,063.01	(\$63.01)
Sub Total		\$1,000.00	\$1,000.00	\$274.89	\$274.89	\$788.12	\$1,063.01	(\$63.01)
Primary Sort Element 57200	Secondary Sort Element							
Account Code	Description	Adopted Budget	Current Budget	Actuals	YTD Actuals	Encumbrance	Projected	YTD Available
31600-4000-57200-0000-001047-0000-00000	Capital Outlay-Buildings Purchase	\$0.00	\$0.00	\$0.00	\$0.00	\$0.00	\$0.00	\$0.00
Sub Total		\$0.00	\$0.00	\$0.00	\$0.00	\$0.00	\$0.00	\$0.00
Primary Sort Element 57331	Secondary Sort Element							
Account Code	Description	Adopted Budget	Current Budget	Actuals	YTD Actuals	Encumbrance	Projected	YTD Available
11000-2600-57331-0000-001047-0000-00000	Operation & Maintenance of Plant-Fixed Assets	\$5,000.00	\$5,000.00	\$0.00	\$0.00	\$0.00	\$0.00	\$5,000.00
24308-2600-57331-0000-001047-0000-00000	Operation & Maintenance of Plant-Fixed Assets	\$163,625.00	\$163,625.00	\$0.00	\$0.00	\$0.00	\$0.00	\$163,625.00
31701-4000-57331-0000-001047-0000-00000	Capital Outlay-Fixed Assets (More Than \$5,000)	\$20,000.00	\$20,000.00	\$0.00	\$0.00	\$0.00	\$0.00	\$20,000.00
Sub Total		\$188,625.00	\$188,625.00	\$0.00	\$0.00	\$0.00	\$0.00	\$188,625.00
Primary Sort Element 57332	Secondary Sort Element							
Account Code	Description	Adopted Budget	Current Budget	Actuals	YTD Actuals	Encumbrance	Projected	YTD Available
11000-1000-57332-1010-001047-0000-00000	Instruction-Supply Assets (\$5,000 or Less)	\$5,000.00	\$5,000.00	\$0.00	\$0.00	\$0.00	\$0.00	\$5,000.00
11000-1000-57332-2000-001047-0000-00000	Instruction-Supply Assets (\$5,000 or Less)	\$0.00	\$0.00	\$0.00	\$0.00	\$149.98	\$149.98	(\$149.98)
11000-1000-57332-4020-001047-0000-00000	Instruction-Supply Assets (\$5,000 or Less)	\$0.00	\$0.00	\$5,218.66	\$5,218.66	\$3,674.11	\$8,892.77	(\$8,892.77)
11000-2500-57332-0000-001047-0000-00000	Business & Support Services-Supply Assets (\$1000	\$0.00	\$0.00	\$206.00	\$206.00	\$0.00	\$206.00	(\$206.00)
11000-2600-57332-0000-001047-0000-00000	Operation/Maintenance Of Plant-Supply Assets	\$26,000.00	\$26,000.00	\$1,836.27	\$1,836.27	\$597.02	\$2,433.29	\$23,566.71
11000-3100-57332-0000-001047-0000-00000	Food Services Operations-Supply Assets (\$5,000	\$500.00	\$500.00	\$0.00	\$0.00	\$0.00	\$0.00	\$500.00
24308-2600-57332-0000-001047-0000-00000	Operation & Maintenance of Plant-Supply Assets	\$40,000.00	\$40,000.00	\$45,010.44	\$45,010.44	\$99.00	\$45,109.44	(\$5,109.44)
24316-2600-57332-0000-001047-0000-00000	Operation & Maintenance of Plant-Supply Assets	\$4,570.00	\$4,570.00	\$4,563.00	\$4,563.00	\$0.00	\$4,563.00	\$7.00
25152-2100-57332-0000-001047-0000-00000	Support Services-Students-Supply Assets (\$5,000	\$0.00	\$8,659.15	\$0.00	\$0.00	\$0.00	\$0.00	\$8,659.15
31400-4000-57332-0000-001047-0000-00000	Capital Outlay-Supply Assets (\$5,000 or Less)	\$20,000.00	\$20,000.00	\$0.00	\$0.00	\$0.00	\$0.00	\$20,000.00
31701-4000-57332-0000-001047-0000-00000	Capital Outlay-Supply Assets (\$5,000 or Less)	\$313,357.00	\$337,305.41	\$39,172.26	\$39,172.26	\$12,796.26	\$51,968.52	\$285,336.89
31703-4000-57332-0000-001047-0000-00000	Capital Outlay-Supply Assets (\$5,000 or Less)	\$12,338.00	\$24,875.00	\$0.00	\$0.00	\$3,739.90	\$3,739.90	\$21,135.10
Sub Total		\$421,765.00	\$466,909.56	\$96,006.63	\$96,006.63	\$21,056.27	\$117,062.90	\$349,846.66
Grand Total		\$0.00	\$0.00	\$0.00	\$0.00	\$0.00	\$0.00	\$0.00

0

Adjustment History for Budget

Budget Public Academy for Performing Arts 2021-2022

Fund Code	Fund Name	Bar	Adjustment Request	Status Date	Board	Adjustment Total	Status
11000	Operational	001-047-2122-0001-I	8/31/2021 8:53:51 AM	10/14/2021 8:33:05 AM	9/28/2021 12:00:00 AM	\$70,842.00	PED Approved BAR
21000	Food Services	001-047-2122-0002-I	9/18/2021 10:14:02 PM	10/13/2021 9:15:07 AM	9/28/2021 12:00:00 AM	\$3,077.00	PED Approved BAR
23000	Non-Instructional Support	001-047-2122-0003-I	9/19/2021 7:42:36 AM	10/13/2021 9:15:43 AM	9/28/2021 12:00:00 AM	\$23,579.00	PED Approved BAR
25152	Title XIX MEDICAID 0/2 Years	001-047-2122-0004-I	9/19/2021 7:45:20 AM	10/13/2021 10:30:33 AM	9/28/2021 12:00:00 AM	\$8,659.00	PED Approved BAR
26207	CNM Foundation	001-047-2122-0005-D	9/19/2021 7:47:32 AM	10/13/2021 10:31:00 AM	9/28/2021 12:00:00 AM	(\$487.00)	PED Approved BAR
27109	Instructional Materials – Special Appropriations	001-047-2122-0006-IB	9/19/2021 7:49:54 AM	11/9/2021 8:35:06 AM	9/28/2021 12:00:00 AM	\$9,850.00	BAR Disapproved
29130	School Based Health Center	001-047-2122-0007-I	9/19/2021 7:52:14 AM	10/13/2021 10:31:22 AM	9/28/2021 12:00:00 AM	\$135.00	PED Approved BAR
31600	Capital Improvements HB-33	001-047-2122-0008-I	9/19/2021 7:54:44 AM	10/13/2021 10:31:49 AM	9/28/2021 12:00:00 AM	\$132,956.00	PED Approved BAR
31701	Capital Improvements SB-9 Local	001-047-2122-0009-I	9/19/2021 7:56:51 AM	10/15/2021 8:57:50 AM	9/28/2021 12:00:00 AM	\$23,948.00	PED Approved BAR
31200	Public School Capital Outlay	001-047-2122-0010-IB	9/27/2021 3:53:15 PM	10/13/2021 4:57:24 PM	9/28/2021 12:00:00 AM	\$339,578.00	PED Approved BAR
21000	Food Services	001-047-2122-0011-I	10/26/2021 12:46:57 PM	11/22/2021 5:01:13 PM	10/26/2021 12:00:00 AM	\$25,000.00	BAR Disapproved
24307	CARES Act, GEERF, Social Emotional Learning (SEL)	001-047-2122-0012-IB	10/28/2021 4:24:48 PM	12/21/2021 8:20:28 AM	11/30/2021 12:00:00 AM	\$10,000.00	PED Approved BAR
27109	Instructional Materials – Special Appropriations	001-047-2122-0013-IB	11/29/2021 10:08:07 PM	2/25/2022 12:16:40 PM	1/25/2022 12:00:00 AM	\$9,850.00	PED Approved BAR
24316	USDE CRRSA ESSER II 84.425D SHARE ID -PED24316GY201 - Air Quality	001-047-2122-0014-IB	12/1/2021 9:36:31 AM	1/10/2022 2:16:36 PM	12/14/2021 12:00:00 AM	\$4,570.00	PED Approved BAR
24330	24330 - ARP ESSER III CDFA 84.425U	001-047-2122-0015-IB	12/8/2021 10:36:30 AM	1/21/2022 4:31:52 PM	12/14/2021 12:00:00 AM	\$1,221,214.00	PED Approved BAR
24174	Carl D Perkins Secondary - Current	001-047-2122-0016-D	1/10/2022 10:57:50 AM	2/10/2022 4:58:16 PM	1/25/2022 12:00:00 AM	(\$9,060.00)	PED Approved BAR
24309	CRRSA - Social Emotional Learning	001-047-2122-0017-IB	1/12/2022 10:55:43 AM	2/11/2022 1:09:51 PM	1/25/2022 12:00:00 AM	\$15,000.00	PED Approved BAR
21000	Food Services	001-047-2122-0018-I	1/17/2022 8:27:44 PM	1/24/2022 1:55:43 PM	10/26/2021 12:00:00 AM	\$25,000.00	PED Approved BAR
31703	SB-9 State Match Cash	001-047-2122-0019-I	1/25/2022 9:42:50 AM	2/3/2022 8:29:07 AM	1/25/2022 12:00:00 AM	\$12,537.00	PED Approved BAR
11000	Operational	001-047-2122-0020-I	2/10/2022 10:54:15 AM	3/8/2022 8:20:36 AM	2/22/2022 12:00:00 AM	\$58,935.00	PED Approved BAR
11000	Operational	001-047-2122-0021-I	3/2/2022 10:24:24 PM	3/2/2022 10:26:31 PM		\$24,253.00	BM Approved Direct BAR -
24316	USDE CRRSA ESSER II 84.425D SHARE ID -PED24316GY201 - Air Quality	001-047-2122-0022-I	3/9/2022 11:14:11 AM	3/9/2022 11:14:11 AM		\$9,099.00	Flowthrough BAR Number Generated
24316	USDE CRRSA ESSER II 84.425D SHARE ID -PED24316GY201 - Air Quality	001-047-2122-0023-D	3/9/2022 2:24:54 PM	3/9/2022 2:24:54 PM		(\$9,099.00)	Flowthrough BAR Number Generated
24316	USDE CRRSA ESSER II 84.425D SHARE ID -PED24316GY201 - Air Quality	001-047-2122-0024-I	3/9/2022 2:36:28 PM	3/9/2022 2:36:28 PM		\$9,106.00	Flowthrough BAR Number Generated

Waiting for APS to delete void these

Public Academy for Performing Arts

Issued and Closed POs Report

Accounting Cycle: FY2022; PO Type: [All]; Vendor: [All]; Purchase Order: [All]; Account Expression: ([Fund] >= "11000"); Include Tax and Shipping: No; Include Closed POs: Yes; Show Detail: Yes; Created On: 3/16/2022 10:58:19 AM

PO Number	Type	Vendor Name	Date Issued	Status	Days Outstanding	PO Amount	Invoiced Amount	Unencumbered Amount	Remaining Encumbrance
2021-004	Dollar	PNM	7/1/2020	Issued	623	\$10,495.22	\$2,133.91	\$2,133.91	\$8,361.31
2021-005	Dollar	ABCWUA	7/1/2020	Issued	623	\$6,445.75	\$3,360.85	\$3,360.85	\$3,084.90
2021-111-1	Dollar	APS	7/1/2020	Closed		\$94,386.74	\$0.00	\$94,386.74	\$0.00
2021-111-2	Dollar	APS	7/20/2021	Closed		\$96,805.46	\$96,805.46	\$96,805.46	\$0.00
2022-003-1	Dollar	BYU Continuing Educaiton	7/2/2021	Issued	257	\$7,000.00	\$3,585.00	\$3,585.00	\$3,415.00
2022-007	Regular	NMPSIA	7/1/2021	Closed		\$66,989.00	\$66,989.00	\$66,989.00	\$0.00
2022-008	Dollar	ABCWUA	7/1/2021	Issued	258	\$38,000.00	\$22,187.39	\$22,187.39	\$15,812.61
2022-013	Dollar	APS	7/1/2021	Closed		\$355,153.00	\$0.00	\$355,153.00	\$0.00
2022-014	Dollar	PNM	7/1/2021	Issued	258	\$35,000.00	\$24,551.97	\$24,551.97	\$10,448.03
2022-015	Dollar	NM Gas Company	7/1/2021	Closed		\$15,000.00	\$10,352.21	\$15,000.00	\$0.00
2022-015-1	Dollar	NM Gas Company	7/1/2021	Issued	258	\$17,600.00	\$5,912.82	\$5,912.82	\$11,687.18
2022-016	Dollar	Matthews Fox, P.C.	7/1/2021	Issued	258	\$5,000.00	\$162.66	\$162.66	\$4,837.34
2022-017	Dollar	Moss Adams LLP	7/1/2021	Closed		\$15,000.00	\$13,214.69	\$15,000.00	\$0.00
2022-018	Dollar	Harris School Solutions	7/1/2021	Issued	258	\$13,000.00	\$11,534.91	\$11,534.91	\$1,465.09
2022-019	Dollar	PowerSchool Group, LLC	7/1/2021	Issued	258	\$8,000.00	\$5,395.39	\$5,395.39	\$2,604.61
2022-020	Regular	Rhonda Cordova	7/1/2021	Issued	258	\$64,725.12	\$45,846.96	\$45,846.96	\$18,878.16
2022-025	Dollar	Central Region Educational Cooperative	7/1/2021	Issued	258	\$47,112.19	\$22,735.62	\$22,735.62	\$24,376.57
2022-026	Dollar	CES	7/1/2021	Issued	258	\$26,538.93	\$15,650.52	\$15,167.85	\$11,371.08
2022-027	Dollar	CNM	7/1/2021	Issued	258	\$8,000.00	\$3,516.16	\$3,516.16	\$4,483.84
2022-028	Dollar	ACES	7/1/2021	Issued	258	\$20,000.00	\$8,723.29	\$8,723.29	\$11,276.71
2022-030	Regular	Southwest Copy Systems	7/13/2021	Closed		\$6,923.28	\$0.00	\$6,923.28	\$0.00
2022-030-1	Regular	Southwest Copy Systems	7/1/2021	Issued	258	\$7,923.28	\$5,298.09	\$6,192.46	\$1,730.82
2022-037	Dollar	Labatt Food Service	7/1/2021	Issued	258	\$53,000.00	\$44,709.98	\$44,709.98	\$8,290.02
2022-045	Regular	Shamrock Supply	7/14/2021	Closed		\$5,172.50	\$5,172.50	\$5,172.50	\$0.00
2022-049	Regular	Sweetwater	7/15/2021	Closed		\$5,753.93	\$0.00	\$5,753.93	\$0.00
2022-049-1	Dollar	Sweetwater	7/15/2021	Closed		\$5,753.93	\$5,753.93	\$5,753.93	\$0.00
2022-066	Dollar	APS	7/1/2021	Closed		\$386,500.00	\$9,994.93	\$386,500.00	\$0.00
2022-066 b	Dollar	APS	9/30/2021	Issued	167	\$271,000.00	\$211,268.67	\$211,268.67	\$59,731.33
2022-081	Regular	Best Buy Business Advantage	8/9/2021	Closed		\$5,670.00	\$5,670.00	\$5,670.00	\$0.00
2022-085	Dollar	ACES	8/11/2021	Issued	217	\$6,000.00	\$437.85	\$437.85	\$5,562.15
2022-094	Regular	Best Buy Business Advantage	8/17/2021	Closed		\$9,450.00	\$9,450.00	\$9,450.00	\$0.00
2022-099	Regular	Best Buy Business Advantage	8/18/2021	Closed		\$5,292.00	\$5,292.00	\$5,292.00	\$0.00
2022-117	Regular	Apple Education Sales	8/24/2021	Closed		\$11,472.00	\$0.00	\$11,472.00	\$0.00
2022-117-1	Regular	Apple Education Sales	9/3/2021	Closed		\$5,116.00	\$5,116.00	\$5,116.00	\$0.00
2022-134	Regular	Amazon.com	8/31/2021	Closed		\$17,218.97	\$0.00	\$17,218.97	\$0.00
2022-134-1	Regular	Amazon.com	8/31/2021	Closed		\$17,293.22	\$17,293.22	\$17,293.22	\$0.00
2022-150	Regular	Berry Medics	9/9/2021	Closed		\$7,980.00	\$0.00	\$7,980.00	\$0.00
2022-189	Regular	Public Charter Schools of New Mexico	10/6/2021	Closed		\$5,000.00	\$5,000.00	\$5,000.00	\$0.00
2022-252	Regular	Josten's	11/5/2021	Issued	131	\$9,960.00	\$3,158.00	\$3,320.00	\$6,640.00
2022-262	Regular	APS Board of Education	11/19/2021	Closed		\$339,578.04	\$226,385.36	\$339,578.04	\$0.00

2022-262-1	Regular	APS Board of Education	1/31/2022	Issued	44	\$84,894.51	\$28,298.17	\$28,298.17	\$56,596.34
2022-357	Regular	B&H Photo Video	1/27/2022	Closed		\$7,000.00	\$0.00	\$7,000.00	\$0.00
2022-467	Regular	Best Buy Business Advantage	3/9/2022	Closed		\$6,690.00	\$0.00	\$6,690.00	\$0.00
2022-467-1	Regular	Best Buy Business Advantage	3/9/2022	Issued	7	\$6,690.00	\$0.00	\$0.00	\$6,690.00
Sub Total						\$2,237,583.07	\$950,957.51	\$1,960,239.98	\$277,343.09

Public Academy for Performing Arts

Vendor Totals Report

Calendar Year: 2022; Vendor: [All]; Sort by: Vendor Name; 1099 Threshold: 0; 1099 Status: [All]; Created On: 3/16/2022 11:22:12 AM

Vendor Code	Vendor Name	1099 Amount	Amount Paid
	9 Mile Tees	\$0.00	\$460.27
	A&R Office Machines, Inc. Albuquerque Duplicator Supply	\$0.00	\$2,525.91
	ABCWUA	\$0.00	\$5,633.27
	ACES	\$0.00	\$3,292.39
	AE Awards, Etc.	\$0.00	\$26.50
	Albuquerque Florist	\$0.00	\$98.75
	Albuquerque Mediation Services	\$0.00	\$242.72
	Amazon.com	\$0.00	\$9,521.32
	Apple Education Sales	\$0.00	\$1,048.00
	APS	\$0.00	\$209,709.41
	APS Board of Education	\$0.00	\$84,894.51
	APS Graphics/The Teacher's Toolbox	\$0.00	\$282.00
	Atomic Dog Signs and Graphics	\$0.00	\$506.66
B&H Photo Video	B&H Photo Video	\$0.00	\$6,668.80
	Baker, Brittney	\$699.30	\$699.30
	Baum's Music	\$0.00	\$774.56
	Bennett, Peter	\$150.00	\$350.00
	Berg, Stephanie	\$0.00	\$100.00
	Butts, Colin	\$0.00	\$388.47
	BYU Continuing Educaiton	\$0.00	\$1,635.00
	Carolina Biological	\$0.00	\$857.91
	Central Region Educational Cooperative	\$0.00	\$7,169.58
	CES	\$0.00	\$6,042.15
	Chandler, Jody	\$82.64	\$108.08
	Chavez, Melanie	\$1,168.63	\$1,662.95
	CLIA Laboratory Program	\$0.00	\$180.00
	CNM	\$0.00	\$1,058.99
	Cota, Albert	\$0.00	\$445.21
	Danfelser, Jackie	\$0.00	\$189.67
	Dion's Pizza	\$0.00	\$241.32
	Discount Dance Supply	\$0.00	\$319.62
	Eldorado Band Boosters	\$0.00	\$165.00
	Etlantus, Haly	\$0.00	\$50.00
	Garcia, Susanna	\$0.00	\$75.00
	Garza, Dominique	\$0.00	\$438.97
	Griego, Vincente	\$200.00	\$200.00
	Grothaus, Maygan	\$100.00	\$100.00
	Harris School Solutions	\$0.00	\$347.29
	Herff Jones	\$0.00	\$334.00
	Home Depot	\$0.00	\$980.26
	Hudson, Jeri Su	\$1,100.00	\$1,100.00
	Hudson, Su	\$0.00	\$863.93
	J.W. Pepper	\$0.00	\$791.30
	Judway, Justine	\$0.00	\$510.27

Kagan Professional Development	\$0.00	\$3,364.00
Labatt Food Service	\$0.00	\$16,418.20
Labog, Summer Gay M.	\$0.00	\$429.18
Lopez, Tamara	\$0.00	\$245.95
Lucero, Lucia	\$0.00	\$438.97
Medify Air, LLC	\$4,563.00	\$4,563.00
Meineke Car Care Center	\$0.00	\$1,110.02
Montoya, Naomi	\$166.13	\$194.97
Moss Adams LLP	\$0.00	\$2,831.72
Music Theater International	\$0.00	\$400.00
Musicality	\$759.00	\$759.00
NAPA Auto Parts	\$0.00	\$354.48
National Hispanic Cultural Center	\$0.00	\$3,330.00
National Honor Society	\$0.00	\$1,450.50
National Institute of Flamenco	\$0.00	\$420.00
Neopost USA	\$0.00	\$50.00
New Mexico Music Educators Association District VII	\$0.00	\$220.00
NM Ballet Company	\$0.00	\$300.00
NM Coalition of Educational Leaders	\$0.00	\$225.00
NM Environment Department	\$0.00	\$200.00
NM Gas Company	\$0.00	\$13,667.59
NMMEA - Albuquerque	\$0.00	\$390.00
NMMEA Silver City	\$0.00	\$514.00
Office Depot	\$0.00	\$136.12
Osuna, Gabriel L	\$200.00	\$200.00
Padilla, Jasmine	\$55.25	\$55.25
Panaro, Lars	\$75.00	\$75.00
PAPA Foundation	\$0.00	\$4,921.60
PNM	\$0.00	\$8,930.96
Power, Michael	\$0.00	\$438.97
PowerSchool Group, LLC	\$0.00	\$5,395.39
PSAT/NMSQT	\$0.00	\$437.40
Quadient	\$0.00	\$596.93
R & B Commercial Service, Inc.	\$0.00	\$156.42
Rhonda Cordova	\$13,484.40	\$13,484.40
Sam's Club	\$0.00	\$1,782.22
Scantron	\$0.00	\$38.00
School Nutrition Association	\$0.00	\$141.00
Shamrock Supply	\$0.00	\$2,347.72
Socratic Seminars International	\$0.00	\$645.00
Southwest Copy Systems	\$0.00	\$1,776.09
Southwest Copy Systems - Albuquerque	\$0.00	\$73.12
Staples	\$0.00	\$1,008.54
Stumps Party	\$0.00	\$213.75
Sweetwater	\$0.00	\$5,492.80
T-Mobile USA Inc.	\$0.00	\$960.00
Time Clock Wizard	\$0.00	\$74.82
Torrez, Ed	\$0.00	\$595.60
Twisters	\$0.00	\$74.99
U Coat It	\$0.00	\$1,740.71

	Uhaul Moving and Storage	\$0.00	\$75.90
	Waste Management	\$0.00	\$399.91
	Williams, Jourden	\$0.00	\$377.93
	Zia Graphics	\$0.00	\$74.85
Sub Total		\$22,803.35	\$457,687.31

Public Academy for Vendor Contact Information

Address Type: Payment; Vendor Status: Active;
Vendor Name: FILL; Additional Information: No

Vendor Name	Address
9 Mile Tees	5111 Menaul NE
A&R Office Machines, Inc.	3804 Academy Parkway NE
ABCWUA	P.O. Box 1313
ABQ Bio Park	2601 Central Avenue NW
Accountability and Compliance Resources LLC	2207 Centennial Blvd
ACES	P.O. Box 3146
Adobe Inc.	29322 Network Place
AE Awards, Etc.	904 Juan Tabo NE
Affordable Buttons	1221 Whitewater Avenue
African American Performing Arts Center Foundation	310 San Pedro NE
After Hours Lock and Key	3400 Cuervo Drive NE
Albuquerque Florist	1416 Juan Tabo NE
Albuquerque Mediation Services	P.O. Box 67153
Albuquerque Piano & Organ Service	2814 Truman Street NE
Albuquerque Public Schools	PO Box 25704
Albuquerque Publishing	POBox 95777
Amazon.com	Billing Department
American Choral Directors Association	P.O. Box 1705
American Foundation for Suicide Prevention	199 Water Street, 11th Floor
Apple Education Sales	12545 Riata Vista Circle,
APS Board of Education	Attention: Teresa Scott
APS Fine Arts	6232 Cuesta PI NW
APS Graphics/The Teacher's Toolbox	912 A Oak Street SE
APS Wire Transfers	
Atomic Dog Signs and Graphics	312 Rosemont Avenue NE
B&H Photo Video	420 9th Avenue
Baker, Brittney	2417 Zena Lona Street NE
Barrio, Alfredo	2525 Tingley Drive SW, Apt 314
Baum's Music	2908 Eubank NE
Beck, Juliette	
Beck, Juliette - 1099	324 12th Street NW
Bennett, Peter	6900 Prairie Road NE, #919
Berg, Stephanie	1401 Gatewood Avenue SW
Berry Medics	84 Broadway Avenue
Bertrand, Sophie	5704 Flor Del Rey NW
Best Buy Business Advantage	P.O. Box 731247
Butts, Colin	4501 Morris Street NW, Apt. 178
BYU Continuing Educaiton	Independent Study
Carolina Biological	PO Box 60232
Carrillo, Jaime	4416 Serenata Place NW
Carrion-Gonzales, Gabriel	600 Central Avenue SW, Unit 2A
CES	P.O. Box 81045
Chandler, Jody	1705 Blume Street NE
Chavez, Melanie	9062 Hwy 337
City of Albuquerque	PO Box 1313
CNM	
Coalition of Public Independent Charter Schools	11-22 44th Road, Suite 200
CDW Government, Inc.	230 North Milwaukee Avenue

Chipotle	
CLIA Laboratory Program	P.O. Box 3056
COGNIA INC.	P.O. Box 746805
College Board	12192 Collection Center Drive
Concord Theatricals	250 West 57th Street
Cordova, Rhonda	6008 Bellamah NE
Cota, Albert	
CREC	P.O. Box 37440
Custom Ink	2910 District Avenue
Custom Lanyard	WB Promotions
Dabria, Ana	6227 Flor Del Sol PI NW
Dance Ed Tips	P.O. Box 1147
Danfelser, Brianna	900 McDuffie Circle NE
Danfelser, Jackie	900 McDuffie Circle NE
Diekmann, Andy	6701 Ponderosa Avenue NE
Dions Pizza	8525 Jefferson NE
Discount Dance Supply	22840 Savi Ranch Pkwy
Don-Johnston Human Learning Tools	26799 W Commerce Drive
Educational Theatre Association	P.O. Box 7410260
Eldorado Band Boosters	P.O. Box 14424
ERB	PO Box 26129
Etlantus, Haly	
Facebook	
Flaherty, Karalee	13201 Jo Lane NE
Flinn Scientific	PO Box 219
Franklin, Sara	6031 Del Campo Place NE
Gandy, Kristen	215 Glenridge Park Lane NE
Garcia, Crystal	11616 Snow Heights Blvd NE
Garcia, Susanna	724 Laguayra NE
Garza, Dominique	536 94th Street NW
General Mailing and Shipping Systems	8532 Paseo Alameda NE
Giron, Azucena	5004 Bridges Avenue NW
Glicco, Jessica	13105 Turquoise Avenue NE
Graduation Source	200 Pemberwick Road
Griego, Vicente	1022 Santa Fe Avenue SW
Grothaus, Maygan	1822 Somervell NE
Hal Leonard	P.O. Box 13819
Hargrove, Holly	5305 Carruthers Street NE
Harris Forms	PO Box 74007259
Harris School Solutions	P.O. Box 74007259
Heard, Joshua	345 Aliso Drive NE
Herff Jones	P.O. Box 99292
Hernandez, LaShanna	1201 Diamondback Drive NE
Herrera School Buses and Coaches, Inc..	10605 Central NW
Hertz Furniture	170 Williams Drive
Home Depot	P.O. Box 78047
Hudson, Jeri Su	5820 Bellamah Avenue NE
Hudson, Su	5820 Bellamah Avenue NE
Hummingbird Music Conference Center	104 Hummingbird Road
ING Reliastar	PO Box 3080
Ingham, Lauren	1232 Muriel Street NE
International Thespian Society	Educational Theatre Association
Intrado Interactive Services Corporation	Education Division
Intuit, Inc.	626 Polk St.
IRS	

IXL	777 Mariners Island Blvd, Suite 600
J.W. Pepper	P.O. Box 786212
Johnson, Linda	7101 Ottawa Road NE
Josten's	21336 Network Place
Judway, Justine	6605 Carney Avenue NW
Kagan Professional Development	981 Calle Amanecer
Kami	340 S. Lemon Avenue, #9019
Kapuscinski, Trina	602 Clark Circle SW
Labatt Food Service	P.O. Box 27730
Labog, Summer Gay M.	3011 Jane Place NE, #277
Lavis, Stella	P.O. Box 1108
LDD Consulting, Inc.	P.O. Box 67588
Learning is Fun	204 S. Decatur Blvd
Lopez, Antonio	2133 W 15th Ct
Lopez, Isis	
Lopez, Tamara	24 Beaver Lane
Los Golondrinas	334 Los Pinos Road
Lowe's	P.O. Box 530954
Lozano Tello, Ramon	
Lucero, Lucia	
Ly, Martin	600 Morris Street, Apt. 5
Lyrics 2 Learn	P.O. Box 25845
MacGill	1000 N. Lombard Rd
Matthews Fox, P.C.	1925 Aspen Drive, Suite 301A
MaxScholar OG Training Institute	2800 Island Boulevard, Suite 2501
McComas Sales Company, Inc.	P.O. Box 25223
Medify Air, LLC	1325 SW 30th Avenue
Meineke Car Care Center	1812 Juan Tabo Blvd NE
Mickey, Jaclyn	228 General Marshall Street NE
Microsoft Corporation	One Microsoft Way
Mojo Learning	7260 W. Azure Drive, #140-525
Montoya, Naomi	409 Dartmouth Drive NE
Montoya, Renee	
Morris, Dena	517 Chavez Road NW
Moss Adams LLP	PO Box 101822
Muniz, Darian	
Musical Theater International	423 W. 55th Street, 2nd Floor
Musicality	6201 Pan American West Freeway NE, Suite C
MVD Express	4531 Eubank Blvd NE
NAPA Auto Parts	1201 Juan Tabo Blvd NE
National Association for Music Education	1806 Robert Fulton Drive
National Business Furniture	770 South 70th Street
National Hispanic Cultural Center	1701 4th Street SW
National Hispanic Cultural Center- FDBA	Lew Wallace Elementary School
National Honor Society	P.O. Box 417939
National Institute of Flamenco	Attention: Annie D'Orazio
Nevada, Lisa	64 Bleecker Street #120
NM ASBO	6600 Palomas Avenue NE, Suite 101
NM Ballet Company	P.O. Box 21518
NM Dancewear	8206 Menaul NE
NM Department of Labor	PO Box 2281 401 Broadway NE
NM Environment Department	Albuquerque Field Office
NM Gas Company	P.O. Box 27885
NM PED	300 Don Gaspar, Room 230
NM Retiree Healthcare Authority	PO Box 25406

NMACDA	2903 Westwind Drive
NMAESP Conference	734 City View
NMMEA - Albuquerque	519 Headingly NW
NMMEA, District VII	93 Mimbres Drive
NMMEA-Silver City	4540 Gideon Truesdell Lane
NMPSIA	410 Toas HWY
NMSA Art Institute	275 E. Alameda Street
Noteflight LLC	P.O. Box 127
Office Depot	P.O. Box 660113
Oriental Trading Company	PO Box 14502
Osuna, Gabriel L	P.O. Box 70
Padilla, Antonio	14 Old Road SE
Padilla, Jasmine	30 Cripple Creek Road SE
Panaro, Lars	1212 Rivas Road
PAPA Foundation	11800 Princess Jeanne NE
Penn, Elisa	20 Meadowlark Road
Piano Source	1130 Juan Tabo Blvd
Playscripts	440 Park Avenue S, 11th Floor
PNM	P.O. Box 27900
Poms & Associates	320 Osuna Road NE, Suite C1
Power, Michael	10401 Guthrie Avenue SW
PowerSchool Group, LLC	PO Box 398408
Pre-Paid Legal Services	One Pre-Paid Way
PSAT/NMSQT	12192 Collection Center Drive
PSUG	
Public Charter Schools of New Mexico	P.O. Box 25284
Quadient	Dept 3689
R & B Commercial Service, Inc.	P.O. Box 36378
REC IX	1400 Sudderth
Rincon, Margaret	1920 Strawberry Drive
Rio Conchos Corporation	P.O. Box 12851
Rucker, Holly	1810 California Street NE
Sam's Club	POBox 530930
Sanchez, Mary Rose	7605 Scotts Place NE
Sax Arts & Craft	P.O. Box 825640
Scantron	P.O. Box 93038
Scholastic Book Fairs	P.O. Box 3745
Scholastic Inc	PO Box 3725
School Datebooks	2880 US Hwy 231 S
School Nurse Supply	P.O. Box 68968
School Nutrition Association	P.O. Box 759297
Shamrock Supply	2511 San Mateo Blvd NE
Signs by Tomorrow	1605 Juan Tabo Blvd NE, Suite B
Sisneros, Fabian	6920 Acequia Drive SW
Sisneros, Kateri	6158 Alvis Cir.
Smart, Staci	315 Morningside SE
Socratic Seminars International	514 South Division Street
Soundtrap	Spotify USA Inc.
Southwest Copy Systems	PO Box 41602
Southwest Copy Systems - Albuquerque	4545 McLeod Road NE
Staples	P.O. Box 660409
Stumps Party	919 S. Harrison Street, Suite 300
Sundstrom, Allison	810 Eubank Blvd, Apt. 211
SW Regional Education Cooperative	405 N.Date Street
Sweetwater	5501 US Highway 30 W

SWIDA	3915 Carlisle Blvd. NE
SWIS	1235 University of Oregon
Synergy	7604 Summer NE
T-Mobile USA Inc	P.O. Box 742596
Tafoya, Antoinette	640 Quailbrush Drive NW
Tarps Now	4133 MI39
The Guild Cinema	
The MT Pit	445 North 700 West, Suite 101
Theatrefolk	228 Park Avenue S #32457
Threshold	P.O. Box 789
Time Clock Wizard	228 Park Avenue S #20163
Torrez, Austin	2900 Palomas NE
Torrez, Carol	2900 Palomas NE
Torrez, Ed	2900 Palomas NE
Twisters	1311 Cuesta Abajo Court NE, Suite H
U Coat It	P.O. Box 726
Uhaul Moving and Storage	3103 Princeton Drive NE
University of NM	1 University of NM
University of Oregon	1585 E 13th Avenue
UNM Bookstore	2301 Central NE
UNM Continuing Education	1634 University NE
Waste Management	P.O. Box 7400
Whisler, Tori	
Williams, Jourden	312 General Bradley NE
Yearout Service, LLC	8501 Washington NE
Zia Graphics	2730 Carlisle NE
Zoro	P.O. Box 5233

Address 2	City	State	Zip
	Albuquerque	NM	87110
	Albuquerque	NM	87109
	Albuquerque	NM	87103
	Albuquerque	NM	87104
	Saratoga Springs	UT	84045
	Albuquerque	NM	87190
	Chicago	IL	60673-1293
	Albuquerque	NM	87112
	Saint Charles	MN	55972
	Albuquerque	NM	87108
	Albuquerque	NM	87110
	Albuquerque	NM	87112
	Albuquerque	NM	87193
	Albuquerque	NM	87110
	Albuquerque	NM	87125-0704
	Albuquerque	NM	87199
P.O. Box 530958	Atlanta	GA	30353-0958
	Oklahoma City	OK	73101-1705
	New York	NY	10038
MS: 198-3ED	Austin	TX	78727
P.O. Box 25704	Albuquerque	NM	87125-0704
	Albuquerque	NM	
	Albuquerque	NM	87106
	Albuquerque	NM	
	Albuquerque	NM	87102
	New York	NY	10001
	Albuquerque	NM	87112
	Albuquerque	NM	87104
	Albuquerque	NM	87112
	Albuquerque	NM	
	Albuquerque	NM	87102
	Albuquerque	NM	87109
	Albuquerque	NM	87105
	Brooklyn	NY	11249
	Albuquerque	NM	87120
	Dallas	TX	75373-1247
	Albuquerque	NM	87111
116 HCEB	Provo	UT	84602
	Charlotte	NC	28260
	Albuquerque	NM	87114
	Albuquerque	NM	87105
	Albuquerque	NM	87198
	Albuquerque	NM	87112
	Estancia	NM	87016
	Albuquerque	NM	87195
		IL	
	Long Island City	NY	11101
	Vernon Hills	IL	60061

	Albuquerque	NM	87110
	Portland	OR	97208-3056
	Atlanta	GA	30374-6805
	Chicago	IL	60693
	New York	NY	10102
	Albuquerque	NM	87110
	Albuquerque	NM	87110
	Albuquerque	NM	87176
	Fairfax	VA	22031
16107 Kensington Drive, Suite 172	Sugar Land	TX	77479
	Albuquerque	NM	87120
	Gypsum	CO	81637
	Albuquerque	NM	87110
	Albuquerque	NM	87110
	Albuquerque	NM	87110
	Albuquerque	NM	87113
	Yorba Linda	CA	92887
	Volo	IL	60073-9675
	Chicago	IL	60674-0260
	Albuquerque	NM	87191-4424
	Santa Fe	NM	87502
	Albuquerque	NM	87110
	Albuquerque	NM	87110
	Albuquerque	NM	87111
	Batavia	IL	60510
	Albuquerque	NM	87109
	Albuquerque	NM	87123
	Albuquerque	NM	87112
	Albuquerque	NM	87108
	Albuquerque	NM	87121
	Albuquerque	NM	
	Albuquerque	NM	87120
	Albuquerque	NM	87123
Suite 306	Greenwich	CT	06831
	Albuquerque	NM	87102
	Albuquerque	NM	87112
	Milwaukee	WI	53213
	Albuquerque	NM	87111
	Chicago	IL	60674-7259
	Chicago	IL	60674-7259
	Albuquerque	NM	87108
	Chicago	IL	60693
	Albuquerque	NM	87113
	Albuquerque	NM	87121
	Ramsey	NJ	07446
	Phoenix	AZ	85062-8047
	Albuquerque	NM	87110
	Albuquerque	NM	87110
	Jemez Springs	NM	87025
	New York	NY	10116
	Albuquerque	NM	87112
P.O. Box 645084	Cincinnati	OH	45264-5084
P.O. Box 74007082	Chicago	IL	60674-7082
	Pueblo	CO	81004
	Austin	TX	111111

	San Mateo	CA	94404
	Philadelphia	PA	19178-6212
	Albuquerque	NM	87110
	Chicago	IL	60673-1213
	Albuquerque	NM	87120
	San Clemente	CA	92673
	Walnut	CA	91789
	Albuquerque	NM	87105
	Albuquerque	NM	87125
	Albuquerque	NM	87111
	Peralta	NM	87042
	Albuquerque	NM	87193
	Las Vegas	NV	89107
	Eugene	OR	97402
	Albuquerque	NM	87112
	Cedar Crest	NM	87008
	Santa Fe	NM	87507
	Atlanta	GA	30353-0954
	Albuquerque	NM	87108
	Albuquerque	NM	87110
	Albuquerque	NM	87123
	Colorado Springs	CO	80936
	Lombard	IL	60148
	Santa Fe	NM	87505
	Aventura	FL	33160
	Albuquerque	NM	87102
	Deerfield	FL	33442
	Albuquerque	NM	87112
	Albuquerque	NM	87123
	Redmond	WA	98052
	Las Vegas	NV	89130
	Albuquerque	NM	
	Albuquerque	NM	87110
	Los Ranchos de Albuquerque	NM	87107
	Pasadena	CA	91189-1822
	Albuquerque	NM	87110
	New York City	NY	10019
	Albuquerque	NM	87109
	Albuquerque	NM	87111
	Albuquerque	NM	87112
	Reston	VA	20191
	Milwaukee	WI	53214
	Albuquerque	NM	87102
513 6th Street NW	Albuquerque	NM	87102
	Boston	MA	02241-7939
1771 Bellamah Avenue NW, Suite A	Albuquerque	NM	87104
	New York	NY	10012
	Albuquerque	NM	87109
	Albuquerque	NM	87154
	Albuquerque	NM	87110
	Albuquerque	NM	87103
121 Tijeras Avenue NE, Suite 1000	Albuquerque	NM	87102
	Albuquerque	NM	87125-7885
	Santa Fe	NM	87501-2786
	Albuquerque	NM	87125

	Las Cruces	NM	88007
	Las Cruces	NM	88011
	Albuquerque	NM	87107
	Los Alamos	NM	87544
	Silver City	NM	88061
	Santa Fe	NM	87501
	Santa Fe	NM	87501
	Sinona	MN	55987
	Dallas	TX	75266-0113
	Des Moines	IA	50306-3502
	Dixon	NM	87527
	Albuquerque	NM	87123
	Albuquerque	NM	87123
	Los Lunas	NM	87031
	Albuquerque	NM	87112
	Tijeras	NM	87059
	Albuquerque	NM	87112
	New York	NY	10016
	Albuquerque	NM	87125-7900
	Albuquerque	NM	87107
	Albuquerque	NM	87121
	San Francisco	CA	94139-8408
PO Box 2629	Ada	OK	74820-2629
	Chicago	IL	60693
	Albuquerque	NM	87110
	Albuquerque	NM	87125
P.O. Bosx 123689	Dallas	TX	75312-3689
	Albuquerque	NM	87176
	Ruidoso	NM	88345
	Rio Rancho	NM	87144
	Albuquerque	NM	87195
	Albuquerque	NM	87110
	Atlanta	GA	30353-0930
	Albuquerque	NM	87109
	Philadelphia	PA	19182-5640
	Chicago	IL	60673-3038
	Jefferson City	MO	65102
	Jefferson City	MO	65102
	Lafayette	IN	47909-2874
	Schaumburg	IL	60168
	Baltimore	MD	21275-9297
	Albuquerque	NM	87110
	Albuquerque	NM	87112
	Albuquerque	NM	87105
	Albuquerque	NM	87105
	Albuquerque	NM	87108
	Walla Walla	WA	99362
150 Greenwich Street, 62nd Floor	New York	NY	10007
	Philadelphia	PA	19101
	Albuquerque	NM	87109
	Dallas	TX	75266-0409
	Fort Wayne	IN	46802
	Albuquerque	NM	87123
	Truth or Consequences	NM	87901
	Fort Wayne	IN	46818

255-8234	Albuquerque	NM	87107
	Eugene	OR	97403-1235
	Albuquerque	NM	87110
	Cincinnati	OH	45274-2596
	Albuquerque	NM	87121
	St. Joseph	MI	49085
	Albuquerque	NM	87110
	North Salt Lake	UT	84054
	New York	NY	10003-1502
	Farmington	CT	06034-0789
	New York	NY	10003
	Albuquerque	NM	87110
	Albuquerque	NM	87110
	Albuquerque	NM	87110
	Albuquerque	NM	87113
	Royal Oak	MI	48068
	Albuquerque	NM	87107
	Albuquerque	NM	87131-0001
	Eugene	OR	97403
	Albuquerque	NM	87131
	Albuquerque	NM	87131
	Pasadena	CA	91109-7400
	Albuquerque	NM	87110
	Albuquerque	NM	87123
	Albuquerque	NM	87113
	Albuquerque	NM	87110
	Janesville	WI	53547-5233

Phone	Fax	Mobile
256-1017	265-8503	
505-270-3338		
505-292-3337		
505-222-0777	505-222-9763	
306-6569		
338-0038		
263-3606		
1-888-333-2377		
880-2574		
575-496-0766		
292-0707		
716-998-7587		
505-450-7933		
800-607-1314		
612-292-0909		
801-422-8101		
505-550-1911		
847-371-5000	312-705-3726	

(505) 604-5056		
889-3412	889-3422	
844-877-8930	832-224-4337	
255-1349		
505-265-6919		
1-800-328-7107	714-970-9075	
5134-421-3900	513-421-7055	
505-715-7709		
800-452-1261	866-452-1436	
235-7904		
883-3223	875-0417	
800-352-6162	914-934-5992	
800-554-0626		
613-226-5511	613-226-3377	
803-2140		
242-1108	242-1125	
800-526-4677 x1313		
505-829-3060	505-829-3226	

855-255-6676	650-372-4301	
1-800-345-6295	1-800-260-1482	
1-800-332-9725		
800-266-7576	949-369-6599	
505-831-1411 Ext 7155		505-264-7503
463-9671		
889-8860		
507-1260		
		505-459-3029
719-645-8587		
1-800-323-2841	1-800-727-3433	
505-473-3020	505-474-3727	
	305-974-0960	
243-5263	243-4880	
505-299-6081		
702-386-5350	702-386-5351	
280-7184		
505.830.6200		
505-294-1544		
703-860-4000		
888-634-9764	800-329-9349	
246-2261	724-4776	
800-253-7746		
242-7600		
292-4245		
292-2747	32302145	

505-646-2067		
505-532-9158		
883-0833		
575-649-4507		
505-310-4194		
617-466-9531		
818-817-1143		
888-0747		
888-639-7529	888-203-4519	
797-1354	797-1432	
609-771-7070	610-290-8979	
889-4090		
480-7584		
877-2553	877-2150	
		505-331-7543
800-558-6696	800-328-4729	
949-6397500		
800-485-2737	800-485-2738	
345-6977	345-7181	
275-9090		
717-5715		
509-241-0314		
260-432-8176	260-432-1758	

255-8234		
266-3104		
888-800-1383		
505-266-2065		
801-883-9933	801-953-1010	
1-866-245-9138	FAX: 1-877-245-9138	
800-243-1969	800-428-1951	
866-208-7618		
275-0828	275-0942	
881-1122		
277-5451		
277-5984		
505-892-1200	866-471-6121	
855-289-9676		












February 2022 Reports

Final Audit Report

2022-03-31

Created:	2022-03-31
By:	Rhonda Cordova (rhondacordova1000@outlook.com)
Status:	Signed
Transaction ID:	CBJCHBCAABAAw0VrRialX1Ki1gPJLNgcJajx8S6v5tSwY

"February 2022 Reports" History

-  Document created by Rhonda Cordova (rhondacordova1000@outlook.com)
2022-03-31 - 3:19:13 AM GMT- IP address: 73.26.234.239
-  Document emailed to Melanie Dunn-Chavez (mchavez@paparts.org) for signature
2022-03-31 - 3:20:21 AM GMT
-  Email viewed by Melanie Dunn-Chavez (mchavez@paparts.org)
2022-03-31 - 2:00:56 PM GMT- IP address: 209.189.162.2
-  Document e-signed by Melanie Dunn-Chavez (mchavez@paparts.org)
Signature Date: 2022-03-31 - 2:01:13 PM GMT - Time Source: server- IP address: 209.189.162.2
-  Document emailed to Phil Krehbiel (pkrehbiel@paparts.org) for signature
2022-03-31 - 2:01:20 PM GMT
-  Email viewed by Phil Krehbiel (pkrehbiel@paparts.org)
2022-03-31 - 3:02:54 PM GMT- IP address: 73.242.227.175
-  Document e-signed by Phil Krehbiel (pkrehbiel@paparts.org)
Signature Date: 2022-03-31 - 3:03:34 PM GMT - Time Source: server- IP address: 73.242.227.175
-  Document emailed to Barbara CampBell (bcampbell@fpmcpa.com) for signature
2022-03-31 - 3:03:42 PM GMT
-  Email viewed by Barbara CampBell (bcampbell@fpmcpa.com)
2022-03-31 - 3:27:08 PM GMT- IP address: 172.226.3.71
-  Document e-signed by Barbara CampBell (bcampbell@fpmcpa.com)
Signature Date: 2022-03-31 - 3:30:53 PM GMT - Time Source: server- IP address: 207.225.49.66
-  Agreement completed.
2022-03-31 - 3:30:53 PM GMT