



Products Catalog

January 2023



For the most up-to-date information,
please scan the QR code
to go to our website.

Featured Products

OVC Series
Compact Electronic Fan Heater

Page 16

NEW



OCF Series - Patio Infrared Heater
4000W & 6000W models

Page 70


NEW



OPH Series
Plenum Rated Unit Heater

Page 139

**SPRING
2022**



OTP Series
Ductless Mini Split Heat Pumps

Page 32



ORF-P & ORF-R Series
120V Preassembled Constant Wattage
Heating Cables

Page 57 & Page 58



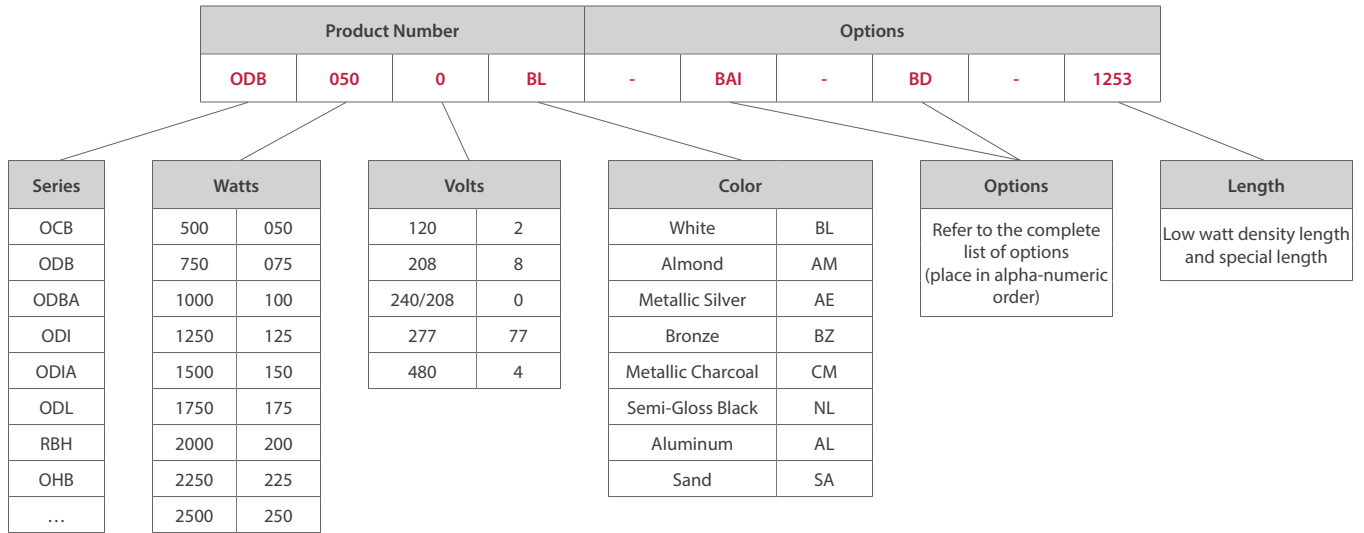
Smart Thermostat Wi-Fi

Page 156



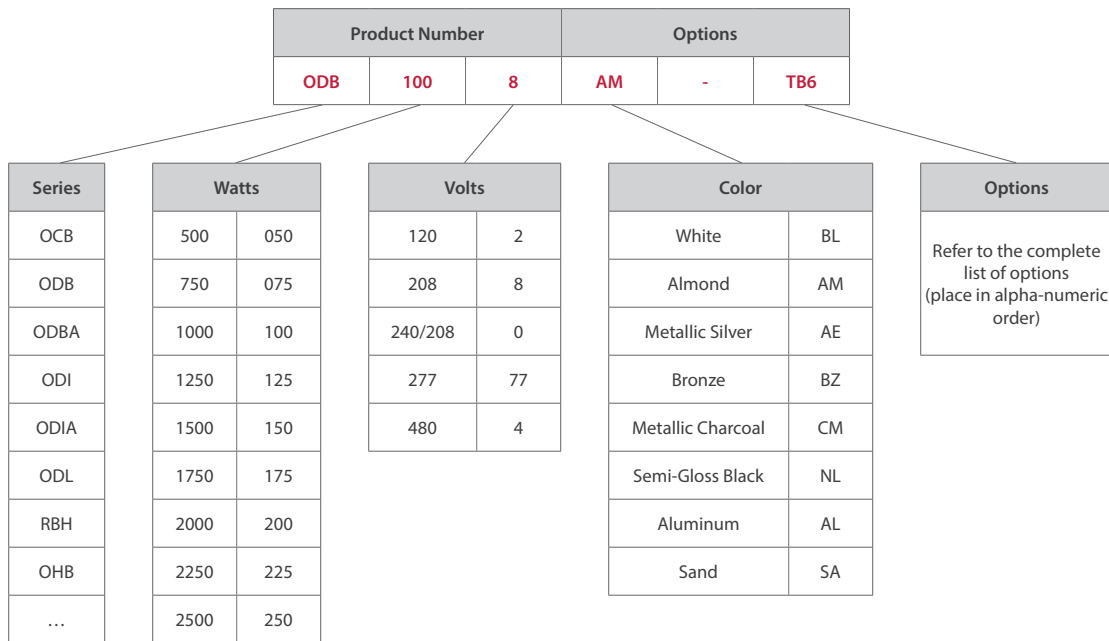
Non-Standard Models Codification

Required sequence when ordering



Standard Models Codification

Sequence required when ordering



Required sequence when ordering

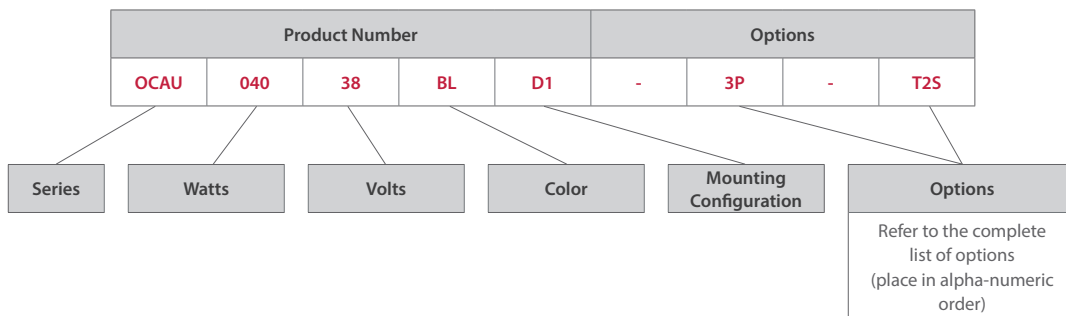


Table of Contents




























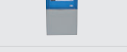


















































	RBH	Electric Baseboard Heater	6		OTR	Floor Heating Cable for Membrane	57
	ODL	High-End Baseboard Heater	8		OWF-R	Floor Heating Cable for Installation with Strapping	59
	OPPM	Mini Steel Draft Barrier	10		OWC-M	Heating Cable for Concrete on Mat	61
	ONC	Standard Convector	12		OWC-R	Heating Cable for Concrete in Reel	61
	ORC	Radiant Cove Heater	14		OWS-T	Heating Cable for Snow Melting on Mat	63
	OHY	Convection and Fan Heater	15		ORF-P	120V Preassembled Constant Wattage Heating Cable for Pipes	65
	OVC	Compact Electronic Fan Heater	16		ORF-R	120V Preassembled Constant Wattage Heating Cable for Roof and Gutter De-icing	66
	OVE	European-Style Bathroom Fan Heater	18		OSR-PI	120V Preassembled Self-Regulating Heating Cable	67
	OFB	Compact Wall Fan Heater	19		OSR-NA	All Purpose Self-Regulating Heating Cable ELSR-NA	68
	OVS	Residential Wall Fan Heater	20		OSR-MA	Micro Self-Regulating Heating Cable ELSR-MA	70
	OVR	Register Wall Fan Heater	22		OSR-WA	Medium Temperature Self-Regulating Heating Cable ELSR-WA	72
	OVSP	Residential Ceiling Fan Heater	24		OSR-HA	High Temperature Self-Regulating Heating Cable ELSR-HA	74
	OCP	Kickspace Fan Heater	26		OSR	Options and Controls	76
	OFH	Floor Insert Fan Heater	27		OCF	Patio Infrared Heater	78
	OFE-A	Advantage Electric Furnace	28		ORP	Architectural Radiant Panel	80
	OFE-ECM	Energy Efficient Nortron Electric Furnace	30		OTS	Trench Insert Floor Convactor	82
	OTP-E	Eagle Ductless Single Zone Heat Pump	32		OMB	Mini Aluminum Draft Barrier	84
	OTP-C	Champagne Ductless Single Zone Heat Pump	36		OHB	High Density Aluminum Draft Barrier	87
	OTP-P	Pacific Ductless Single Zone Heat Pump	40		ODB	Aluminum Draft Barrier	90
	OTP-O	Olympia Ductless Single Zone Heat Pump	44		ODI	Aluminum Sloped Top Draft Barrier	90
	OTP-MZ	Myriad Plus Ductless Multizone Heat Pump	48		OCB	Heavy-Duty Aluminum Draft Barrier	95
	OTP	Options	52		ODBA	Steel Draft Barrier	98
	OTM	Floor Heating Cable on Mat	57		ODIA	Steel Sloped Top Draft Barrier	98
					OPR	Heavy-Duty Steel Draft Barrier	103

Table of Contents

	OPA	Architectural Cabinet Convector	106		OWD	Wash Down Unit Heater	152
	OPI	Architectural Sloped Top Cabinet Convector	109		OHX	Explosion-Proof Unit Heater	154
	OLA	High Density Architectural Cabinet Convector	112		XB	Explosion-Proof Convection Heater	156
	OLI	High Density Architectural Sloped Top Cabinet Convector	115		OPX	Explosion-Proof Sloped Top Convector Heater	158
	OCA	Cabinet Unit Heater	118		OSM-AF	AirForce™ Multi Nozzle High Velocity Hand Dryer	160
	OAWH	Architectural Aluminum Wall Fan Heater	121		OSM-AD	AirDuo Hand and Hair Dryer	160
	OAC	Commercial Wall Fan Heater	124		OSM-AM	AirMulti Multi-Voltage Hand Dryer	160
	OACP	Commercial Ceiling Fan Heater	127		OSM-VD	VERDEdri™ Slim Profile High Velocity Hand Dryer	161
	ODS	Ceiling Fan Heater	129		OSM-SD	SMARTdri™ Plus Versatile Hand Dryer	161
	ORA-J	Jet Drive-Through Air Curtain	131	GT130	Smart Gateway	162	
	ORA-C	C Range Commercial Air Curtain	132	OTH4000-ZB	Smart Thermostat - Zigbee	162	
	ORA-HX	HX Range Commercial Air Curtain	134	OTH3600-GA	Non Programmable Electronic Thermostat for Floor Heating System	163	
	ORA-EC40	Commercial and Industrial Air Curtain	136	OTH3600P-GA	Programmable Electronic Thermostat for Floor Heating System	163	
	OAE	Economical Unit Heater	139	OTH3600-GA-ZB	Smart Thermostat - Zigbee for Floor Heating System	164	
	OCC	Portable Construction Heater	140	TH1310WF	Smart Thermostat - Wi-Fi for Floor Heating System	164	
	OCC-WB	Unit Heater with Bracket	140	TR1310	Slave Unit for Floor Heating System	164	
	OKB	Infrared Radiant Heater	141	OTH3000	Non Programmable Electronic Thermostats	165	
	OAU	Agricultural Wash Down Unit Heater	142	OTH4000	Non Programmable Electronic Thermostats	165	
	OHV	Commercial Unit Heater	143	OTH3000P	Programmable Electronic Thermostats	165	
	OHV-CC	Commercial Portable Unit Heater	145	OTH4000P	Programmable Electronic Thermostats	165	
	OHV-RF	Hard-Wired Unit Heater	146	OTH5007	347V Non Programmable Electronic Thermostat	165	
	OPH	Plenum Rated Unit Heater	147	OTH24	Low Voltage Non Programmable Electronic Thermostat (2 outputs)	166	
	OAS	Commercial Industrial Suspended Unit Heater	149	OTH24-AFR	Low Voltage Programmable Electronic Thermostat (2 outputs)	166	
	OAS-MD	Mine Duty Option	151	Mechanical and Electronic Thermostats		167	
				Low Voltage Relays		167	
				Universal Guards		167	
				Wall Thermostats Reference Chart		168	
				Electrical Fundamentals		169	
				Cross Reference Chart		170	
				Color Chart		171	
				Merchandise Returns		171	
				Spare Parts		171	
				Important Notice		171	
				Warranty		172	

RBH Electric Baseboard Heater



Features

Color

- Standard: Semi-gloss powdered paint finish in white, almond optional.
- Optional Special Stock Finishes: See special color chart for available finishes.

Finish

- Standard: 4H pencil hardness epoxy/polyester powder coat paint.
- May be repainted with any interior paint.

Voltage

- 120V, 208V, 240/208V, 277V, 347V, 480V, 600V, 1-phase.

Construction

- Robust 22-gauge tight fit body.
- Sturdy 20-gauge front panel with design embossed lines.
- Welded 20-gauge junction box to back wrap, easy rear access wiring panel.
- Rounded upper corners and junction box sides.
- Linear high-limit temperature control with automatic reset.
- High altitude version available (-HA) up to 8200 ft.

Heating element

- Stainless steel tubular heating element with aluminum fins.
- Floating stainless steel heating element on high-temperature nylon bushings reducing expansion noises.
- Aluminum diamond shape element fins position for maximized heat transfer.
- Element locked in place by screw on a stainless steel support.

Dimension

- See Table.
- Small height and slim depth for economy of space.
- Standard watt density and low watt density models.

Control

- A wide selection of built-in controls available.
- Built-in thermostat kit can be installed at either end.
- Built-in relay kit fits in the right end box only.
- A compartment for low voltage connections (located directly under the junction box) facilitates the installation of low voltage relay in electric baseboard.

Ouellet highly recommends using an electronic wall thermostat for greater comfort and efficiency.

Installation

- No disassembly installation with single-screw built-in rear entry wire holder.
- Installation directly on the floor with connection box at both ends of the heater.
- Two rows of oblong mounting holes with center mark for ease of installation.
- Raceway and side knock-outs for baseboard interconnections.

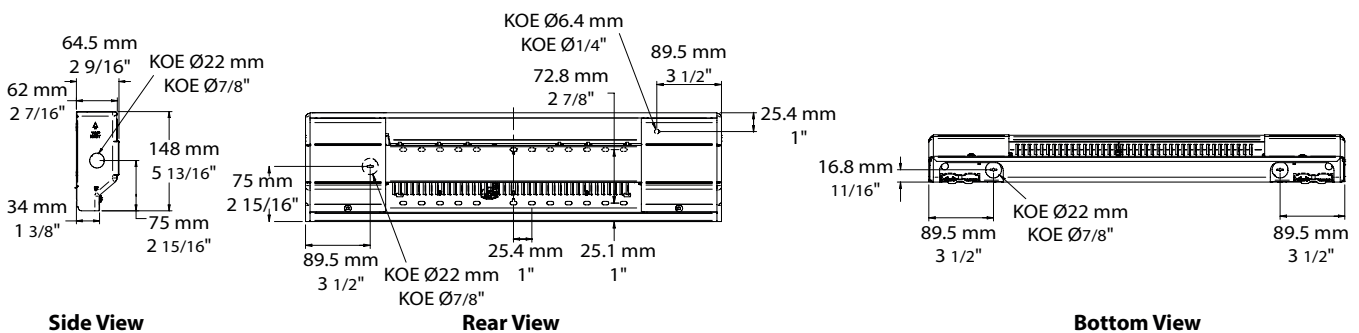
Warranty

- 5-year warranty against defects.
- Heating element has a lifetime warranty for the initial end user.

Note: Stainless steel tubular heating element on all sizes greatly reduces the potential for 60Hz hum. Locked-in-place element, mounting slot holes and overall construction maximizes performance, quality and more.

Application

- Residential and light commercial applications. Living areas, bedrooms, etc.



RBH

Standard Watt Density Models

Single Voltage Products #			Dual Voltage Products #			Length ¹		Weight	
Watts	120V	208V	Watts	240/208V	277/240V	in.	mm	lb	kg
300	RBH0302	RBH0308	300/225	RBH0300	-	22 3/4	577	4.5	2.0
350	RBH0352	RBH0358	350/263	RBH0350	-	24	610	4.7	2.2
500	RBH0502	RBH0508	500/375	RBH0500	RBH0577	27 3/4	702	5.4	2.4
700	RBH0702	RBH0708	700/525	RBH0700	RBHA777 ²	36	915	6.7	3.0
750	RBH0752	RBH0758	750/563	RBH0750	RBH0777 ²	37 3/4	956	7.0	3.2
1000	RBH1002	RBH1008	1000/750	RBH1000	RBH1077	48	1217	8.7	3.9
1250	RBH1252	RBH1258	1250/938	RBH1250	RBH1277	60	1524	10.7	4.9
1500	RBH1502	RBH1508	1500/1125	RBH1500	RBH1577	72	1829	12.7	5.7
1750	-	RBH1758	1750/1313	RBH1750	RBH1777	75 1/2	1916	13.2	6.0
1850	-	RBH1858	1850/1390	RBH1850	RBH1877	84	2134	14.6	6.6
2000	-	RBH2008	2000/1500	RBH2000	RBH2077	96	2439	16.6	7.5
2250 ³	-	RBH2258	2250/1688 ³	RBH2250	RBH2277	93	2364	16.2	7.3
2500 ³	-	RBH2508	2500/1875 ³	RBH2500	RBH2577	102 1/4	2596	17.8	8.0

Low Watt Density Models

75% of rated wattage for dual voltage products. For 208V low watt density, operate 240V model at 208V. For 240V low watt density, operate 277V model at 240V. Low watt density models not available for 120V or 277V.

Options

Product # Kit	Product # Factory installed*	Description
KIT-OFM-CI	-	Corners (inside and outside)
KIT-RBH-DIS20 ⁴	DIS20 ⁴	Disconnect switch, double-pole, 20A at 250V max.
-	HA	Linear high-limit temperature control for high altitude (3000 ft. to 8200 ft.)
KIT-OFM-RO1	-	Baseboard section 6 in. (152 mm) - Surface-mount 5-15R receptacle - 15A at 120V
KIT-OFM-RO2	-	Baseboard section 6 in. (152 mm) - 240V splitter box toward a surface-mount, 6-20R receptacle (20A switch, double-pole, double-throw)
KIT-OFM-RO2B	-	Baseboard section 6 in. (152 mm) - Surface-mount 6-20R receptacle - 240V
KIT-RBH-R-347	R	Single-pole relay, coil 24V, without transformer, 22A at 120V, 208V, 240V - 18A at 347V
KIT-RBH-R-600	R	Single-pole relay, coil 24V, without transformer, 10A at 600V
KIT-RBH-RT-120	RT	Single-pole relay, coil 24V, with transformer, 22A at 120V
KIT-RBH-RT-208	RT	Single-pole relay, coil 24V, with transformer, 22A at 208V
KIT-RBH-RT-240	RT	Single-pole relay, coil 24V, with transformer, 22A at 240V
KIT-RBH-RT-277	RT	Single-pole relay, coil 24V, with transformer, 19A at 277V
KIT-RBH-RT-347	RT	Single-pole relay, coil 24V, with transformer, 18A at 347V
KIT-RBH-RT-600 ⁵	RT ⁵	Single-pole relay, coil 24V, with transformer, 10A at 600V (2-wire only)
KIT-OFM-240SPLITTER	-	Baseboard section 6 in. (152 mm) - 240V splitter box to permanently connect a secondary product (20A switch, double-pole, double-throw)
KIT-OFM-SR	-	Baseboard section 6 in. (152 mm) for the installation of a 24V relay (relay not included)
KIT-RBH-TB6	TB6	Single-pole bi-metal thermostat: 25A at 120V, 208V, 240V, 277V - 10A at 347V, 480V, 600V
KIT-RBH-TB26 ⁶	TB26 ⁶	Double-pole bi-metal thermostat: 25A at 120V, 208V, 240V, 277V - 10A at 347V, 480V, 600V
KIT-RBH-TB6-AV	TB6AV	Single-pole bi-metal tamperproof thermostat: 25A at 120V, 208V, 240V, 277V - 10A at 347V, 480V, 600V
KIT-RBH-TB26-AV ⁶	TB26AV ⁶	Double-pole bi-metal tamperproof thermostat: 25A at 120V, 208V, 240V, 277V - 10A at 347V, 480V, 600V
KIT-RBH-TRIAC-347	TRIAC	Single-pole electronic relay, coil 24V, without transformer, 15A at 347V max.
KIT-RBH-TRIAC-347T	TRIACT	Single-pole electronic relay, coil 24V, with transformer, 15A at 208V, 240V, 347V
KIT-RBH-TRIAC-600	TRIAC	Single-pole electronic relay, coil 24V, without transformer, 6A at 600V max.

* For factory installed options, add the option number to the product number. See the **Product Code** section inside the front cover.

¹ Nominal length $\pm 1/8"$ (3 mm).

² Product number RBHA777 for 700W at 277V in 36".

Product number RBH0777 for 750W at 277V in 37 3/4".

³ These models must be ordered in pairs to reduce shipping damage.

⁴ For the U.S. only: The nominal current of the unit must not exceed 80% of the capacity of the disconnect.

⁵ These 2-wire relay with transformer can't supply 3-wire low voltage thermostats.

⁶ "Off" position.

Add "BL" for white, "AM" for almond.

Optional colors shown in the color chart section are available upon request.

Other voltages available upon request.

ODL High-End Baseboard Heater



Features

Color

- Standard: white, metallic charcoal.
- Optional (upcharge applicable): almond, metallic silver, bronze, aluminum, semi-gloss black, sand.
- Custom colors available upon request.

Finish

- Standard: epoxy/polyester powder paint.

Voltage

- 120V, 208V, 240/208V, 277V, 347V, 480V, 600V, 1-phase.

Construction

- Robust aluminum front cover.
- 20-gauge satin coat steel cabinet.
- Linear high-limit temperature control with automatic reset.
- High altitude version available (-HA).

Heating element

- Stainless steel tubular heating element with aluminum fins.
- Floating heating element on high-temperature nylon bushings reducing expansion noises.

Watt density

- Standard watt density.
- Low watt density.

Control

- Built-in thermostat available with a control knob or tamperproof.
- Mechanical or electronic relays available (installed on the right end only).
- Compartment for low voltage connections (located directly under the junction box) to facilitate the installation of low voltage relay.

Ouellet highly recommends the use of an electronic wall thermostat for greater comfort.

Installation

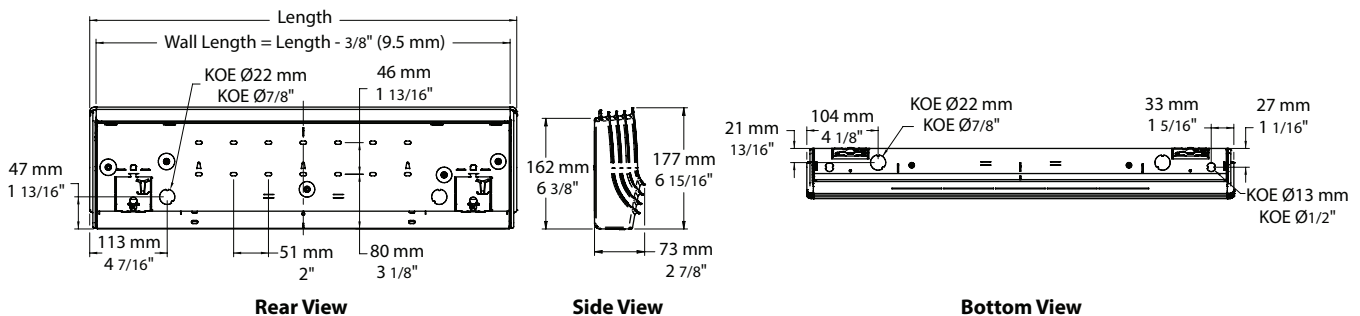
- Installation directly on the floor.
- Connection box at both ends.
- Single-screw built-in wire holder.
- Raceway for ease of installation.
- Two rows of mounting holes spaced at 2 in. (51 mm) intervals for ease of installation.

Warranty

- 10-year warranty against defects.
- Heating element has a lifetime warranty for the initial end user.

Application

- Dining room-kitchen, living room, family room, bedroom, bay window, office building, commercial building.



ODL

Standard Watt Density Models

Watts	Watts 240/208V	Product #				Length ¹		Weight	
		120V	208V	240/208V	277V	in.	mm	lb	kg
300	300/225	ODLU0302	ODLU0308	ODLU0300	-	24 5/8	625	7.4	3.4
500	500/375	ODLU0502	ODLU0508	ODLU0500	ODLU0577	29 1/2	750	8.5	3.9
750	750/563	ODLU0752	ODLU0758	ODLU0750	ODLU0777	39 1/2	1004	10.7	4.9
1000	1000/750	ODLU1002	ODLU1008	ODLU1000	ODLU1077	49 13/16	1265	13.0	5.9
1250	1250/938	ODLU1252	ODLU1258	ODLU1250	ODLU1277	59 1/4	1506	15.1	6.9
1500	1500/1125	ODLU1502	ODLU1508	ODLU1500	ODLU1577	68	1727	17.0	7.7
1750	1750/1313	-	ODLU1758	ODLU1750	ODLU1777	77 5/16	1964	19.1	8.7
2000	2000/1500	-	ODLU2008	ODLU2000	ODLU2077	86 1/8	2187	21.0	9.6
2250	2250/1688	-	ODLU2258	ODLU2250	ODLU2277	94 15/16	2412	23.0	10.5
2500	2500/1875	-	ODLU2508	ODLU2500	ODLU2577	104 1/16	2644	25.0	11.4

Low Watt Density Models

Watts	Watts 240/208V	Product #				Length ¹		Weight	
		120V	208V	240/208V	277V	in.	mm	lb	kg
300	300/225	ODLU0302-750	ODLU0308-750	ODLU0300-750	ODLU0377-750	29 1/2	750	8.5	3.9
500	500/375	ODLU0502-1004	ODLU0508-1004	ODLU0500-1004	ODLU0577-1004	39 1/2	1004	10.7	4.9
750	750/563	ODLU0752-1265	ODLU0758-1265	ODLU0750-1265	ODLU0777-1265	49 13/16	1265	13.0	5.9
1000	1000/750	ODLU1002-1506	ODLU1008-1506	ODLU1000-1506	ODLU1077-1506	59 1/4	1506	15.1	6.9
1250	1250/938	ODLU1252-1727	ODLU1258-1727	ODLU1250-1727	ODLU1277-1727	68	1727	17.0	7.7
1500	1500/1125	ODLU1502-2187	ODLU1508-2187	ODLU1500-2187	ODLU1577-2187	86 1/8	2187	21.0	9.6
1750	1750/1313	-	ODLU1758-2412	ODLU1750-2412	ODLU1777-2412	94 15/16	2412	23.0	10.5
2000	2000/1500	-	ODLU2008-2644	ODLU2000-2644	ODLU2077-2644	104 1/16	2644	23.0	10.5
2250	2250/1688	-	ODLU2258-2644	ODLU2250-2644	ODLU2277-2644	104 1/16	2644	23.0	10.5

Options

Product # Kit	Product # Factory installed*	Description
KIT-ODL-DIS20 ⁴	DIS20 ⁴	Disconnect switch, double-pole, 20A at 277V max.
-	HA	Linear high-limit temperature control for high altitude (3000 ft. at 8200 ft.)
KIT-ODL-R-347	R	Single-pole relay, coil 24V, without transformer, 22A at 120V, 208V, 240V - 18A at 347V
KIT-ODL-R-600	R	Single-pole relay, coil 24V, without transformer, 10A at 600V
KIT-ODL-RT-120	RT	Single-pole relay, coil 24V, with transformer 120V/24V, 22A at 120V
KIT-ODL-RT-208	RT	Single-pole relay, coil 24V, with transformer 208V/24V, 22A at 208V
KIT-ODL-RT-240	RT	Single-pole relay, coil 24V, with transformer 240V/24V, 22A at 240V
KIT-ODL-RT-277	RT	Single-pole relay, coil 24V, with transformer 277V/24V, 19A at 277V
KIT-ODL-RT-347	RT	Single-pole relay, coil 24V, with transformer 347V/24V, 18A at 347V
KIT-ODL-RT-600 ²	RT ²	Single-pole relay, coil 24V, with transformer 600V/24V, 10A at 600V (2-wire only)
KIT-ODL-TB6	TB6	Single-pole bi-metal thermostat: 25A at 120V, 208V, 240V, 277V - 10A at 347V, 480V, 600V
KIT-ODL-TB26 ³	TB26 ³	Double-pole bi-metal thermostat: 25A at 120V, 208V, 240V, 277V - 10A at 347V, 480V, 600V
KIT-ODL-TB6-AV	TB6AV	Single-pole bi-metal tamperproof thermostat: 25A at 120V, 208V, 240V, 277V - 10A at 347V, 480V, 600V
KIT-ODL-TB26-AV ³	TB26AV ³	Double-pole bi-metal tamperproof thermostat: 25A at 120V, 208V, 240V, 277V - 10A at 347V, 480V, 600V
KIT-ODL-TRIAC-347	TRIAC	Single-pole electronic relay, coil 24V, without transformer, 15A at 347V max.
KIT-ODL-TRIAC-347T	TRIACT	Single-pole electronic relay, coil 24V, with transformer, 15A at 208V, 240V, 277V, 347V
KIT-ODL-TRIAC-600	TRIAC	Single-pole electronic relay, coil 24V, without transformer, 6A at 600V max.

* For factory installed options, add the option number to the product number. See the **Product Code** section inside the front cover.

¹ Wall length = Length - 3/8" (9.5 mm).

² These 2-wire relays with transformer can't supply of 3-wire low voltage thermostats.


³ "Off" position.

⁴ For the U.S. only: The nominal current of the unit must not exceed 80% of the capacity of the disconnect.

Add "BL" for white, "CM" for metallic charcoal. Upcharge available for optional colors shown in the color chart section.

Other voltages available upon request.

OPPM Mini Steel Draft Barrier



Features

Color

- Standard: white, almond.
- Optional (upcharge applicable): metallic silver, bronze, metallic charcoal, aluminum, semi-gloss black, sand.
- Custom colors available upon request.

Finish

- Standard: epoxy/polyester powder paint.

Voltage

- 120V, 208V, 240/208V, 277V, 347V, 480V, 600V, 1-phase.

Construction

- So sturdy, it can be used as a step (18-gauge steel). **1**
- Linear high-limit temperature control with automatic reset. **2**

Heating element

- Stainless steel tubular heating element with aluminum fins. **3**
- Floating heating element on high-temperature nylon bushings reducing expansion noises.

Watt density

- Standard watt density.

Control

- Built-in thermostat available with a control knob or tamperproof (installed on the left end only).
- Mechanical or electronic relays available (installed on the right end only).

Ouellet highly recommends using an electronic wall thermostat for greater comfort.

Installation

- Not for residential use in the United States.
- 2 rows of mounting holes, every 2 in. (51 mm), for ease of installation.
- Variety of accessories available for wall-to-wall installation.
- Pedestal kit available.

Warranty

- 1-year warranty against defects.

Application

- Commercial building, office building, hospital, daycare center, entryways, schools, hallways, restaurants.

OPPM

Standard Watt Density Models

Watts	Watts			Product #			Length		Weight	
	240/208V	120V	208V	240/208V	277V	480V	in.	mm	lb	kg
300	300/225	OPPM0302	OPPM0308	OPPM0300	-	-	23 5/8	600	5.3	2.4
450	450/338	OPPM0452	OPPM0458	OPPM0450	OPPM0477	-	35 7/16	900	9.5	4.3
600	600/450	OPPM0602	OPPM0608	OPPM0600	OPPM0677	-	47 1/4	1200	12.2	5.5
750	750/563	OPPM0752	OPPM0758	OPPM0750	OPPM0777	OPPM0754	59 1/16	1500	15.0	6.8
900	900/675	OPPM0902	OPPM0908	OPPM0900	OPPM0977	OPPM0904	70 7/8	1800	17.8	8.1
1050	1050/788	OPPM1052	OPPM1058	OPPM1050	OPPM1077	OPPM1054	82 11/16	2100	20.6	9.3
1200	1200/900	OPPM1202	OPPM1208	OPPM1200	OPPM1277	OPPM1204	94 1/2	2400	23.4	10.6
1350	1350/1013	OPPM1352	OPPM1358	OPPM1350	OPPM1377	OPPM1354	106 5/16	2700	26.2	11.9

Options

Product # Kit	Product # Factory installed*	Description
-	BD	Clean back
KIT-OPPM-CE	-	Outside corner, 3 in. (76 mm)
KIT-OPPM-CI	-	Inside corner, 3 in. (76 mm)
KIT-OPPM-JT	-	Splice plate, 2 in. (51 mm)
KIT-OPPM-JT-PE	-	Contour splice plate for BD option and/or heater with pedestals, 2 in. (51 mm)
KIT-OPPM-PE	-	Round pedestal kit (2), 3 in. (76 mm)
KIT-OPPM-PEC	-	Square-shaped pedestal kit (2), 2 in. (51 mm)
KIT-OPPM-R-347 ¹	R ¹	Single-pole relay, coil 24V, without transformer, 22A at 208V, 240V - 19A at 277V - 18A at 347V
KIT-OPPM-R-600 ¹	R ¹	Single-pole relay, coil 24V, without transformer, 10A at 600V
KIT-OPPM-RT-208 ¹	RT ¹	Single-pole relay, coil 24V, with transformer 208V/24V, 22A at 208V
KIT-OPPM-RT-240 ¹	RT ¹	Single-pole relay, coil 24V, with transformer 240V/24V, 22A at 240V
KIT-OPPM-RT-277 ¹	RT ¹	Single-pole relay, coil 24V, with transformer 277V/24V, 19A at 277V
KIT-OPPM-RT-347 ¹	RT ¹	Single-pole relay, coil 24V, with transformer 347V/24V, 18A at 347V
OPPM-SV-XX	-	Empty cabinet length of XX mm (minimum : 154 mm, maximum : 2700 mm)
KIT-OPPM-TB6 ²	TB6 ²	Single-pole bi-metal thermostat: 25A at 120V, 208V, 240V, 277V - 10A at 347V, 480V, 600V
KIT-OPPM-TB26 ^{2,3}	TB26 ^{2,3}	Double-pole bi-metal thermostat: 25A at 120V, 208V, 240V, 277V - 10A at 347V, 480V, 600V
KIT-OPPM-TB6-AV ²	TB6AV ²	Single-pole bi-metal tamperproof thermostat: 25A at 120V, 208V, 240V, 277V - 10A at 347V, 480V, 600V
KIT-OPPM-TB26-AV ^{2,3}	TB26AV ^{2,3}	Double-pole bi-metal tamperproof thermostat: 25A at 120V, 208V, 240V, 277V - 10A at 347V, 480V, 600V
KIT-OPPM-TRIAC-347 ¹	TRIAC ¹	Single-pole electronic relay, coil 24V, without transformer, 10A max. (except for 1350W: 11.5A max.) at 347V max.
KIT-OPPM-TRIAC-347T ¹	TRIACT ¹	Single-pole electronic relay, coil 24V, with transformer, 10A max. (except for 1350W: 11.5A max.) at 208V, 240V, 347V
KIT-OPPM-TRIAC-600 ¹	TRIAC ¹	Single-pole electronic relay, coil 24V, without transformer, 6A at 600V max.

* For factory installed options, add the option number to the product number. See the **Product Code** section inside the front cover.

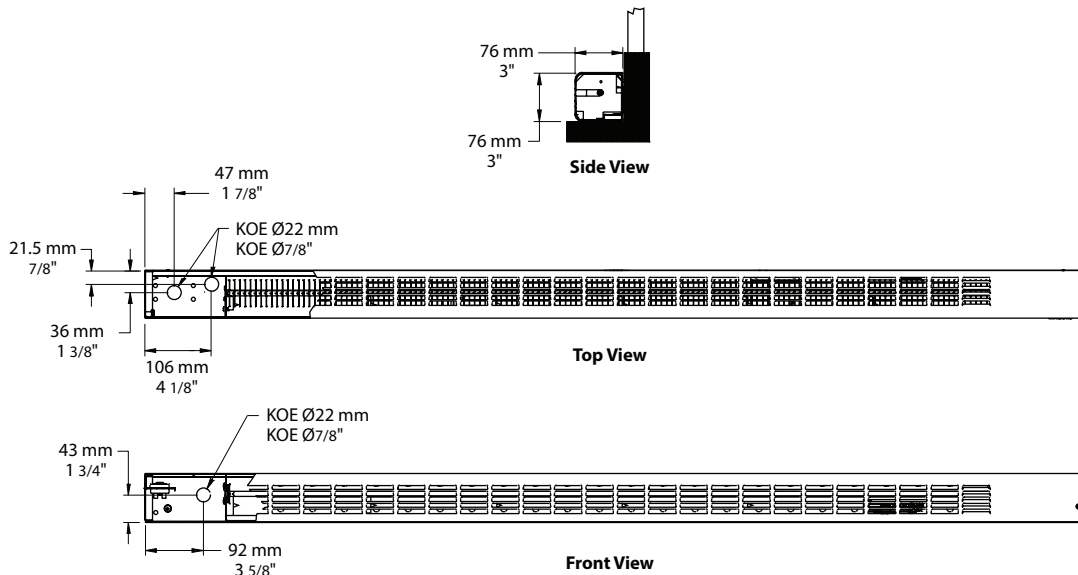
¹ Options installed at right end only.

² Options installed at left end only.

³ "Off" position.

Add "BL" for white, "AM" for almond. Upcharge available for optional colors shown in the color chart section.

Other voltages available upon request.



ONC Standard Convector



Features

Color

- Standard: white.
- Optional (upcharge applicable): almond, metallic silver, bronze, aluminum, semi-gloss black, metallic charcoal, sand.
- Custom colors available upon request.

Finish

- Standard: epoxy/polyester powder paint.

Voltage

- 120V, 208V, 240/208V, 277V, 347V, 480V, 600V, 60 Hz, 1-phase.

Construction

- 20-gauge steel.
- Warm air outlet that directs the air to the center of the room.
- Bar grilles prevent insertion of foreign objects.
- High-limit temperature control with automatic reset.

Heating element

- 2 stainless steel tubular heating elements with aluminum fins.
- Floating heating element on high-temperature nylon bushings reducing expansion noises.

Watt density

- 700W/ft. (2320W/m).

Control

- Built-in non programmable electronic thermostat for the 120V to 240V models (-TH models).
- Wall thermostat (not included).

Installation

- 4 in. (102 mm) minimum clearance to floor and from an adjacent wall.
- Quick surface-mounted installation, with the included wall mounting bracket.

Warranty

- 5-year warranty against defects.

Ouellet highly recommends the use of an electronic wall thermostat for greater comfort.

Application

- Kitchen, living room, family room, bedroom, basement.

ONC

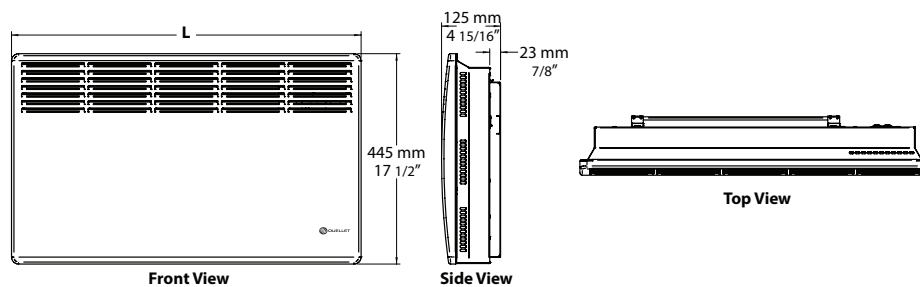
Models

Volts	Watts	Product #		Length		Weight	
		Without thermostat	Built-in thermostat	in.	mm	lb	kg
120	500	ONCU0502BL	ONCU0502BL-TH	18	457	13	6
120	1000	ONCU1002BL	ONCU1002BL-TH	23 9/16	598	16.7	7.6
120	1500	ONCU1502BL	ONCU1502BL-TH	29 1/16	739	20	9.12
208	500	ONCU0508BL	ONCU0508BL-TH	18	457	13	6
208	1000	ONCU1008BL	ONCU1008BL-TH	23 9/16	598	16.7	7.6
208	1500	ONCU1508BL	ONCU1508BL-TH	29 1/16	739	20	9.12
208	2000	ONCU2008BL	ONCU2008BL-TH	34 5/8	880	24	10.9
240/208	500/375	ONCU0500BL	ONCU0500BL-TH	18	457	13	6
240/208	1000/750	ONCU1000BL	ONCU1000BL-TH	23 9/16	598	16.7	7.6
240/208	1500/1125	ONCU1500BL	ONCU1500BL-TH	29 1/16	739	20	9.12
240/208	2000/1500	ONCU2000BL	ONCU2000BL-TH	34 5/8	880	24	10.9
277	500	ONCU0577BL	-	18	457	13	6
277	1000	ONCU1077BL	-	23 9/16	598	16.7	7.6
277	1500	ONCU1577BL	-	29 1/16	739	20	9.12
277	2000	ONCU2077BL	-	34 5/8	880	24	10.9
480	1000	ONCU1004BL	-	23 9/16	598	16.7	7.6
480	1500	ONCU1504BL	-	29 1/16	739	20	9.12
480	2000	ONCU2004BL	-	34 5/8	880	24	10.9

Options

Product # Kit	Product # Factory installed*	Description
KIT-ONCU-TRIAC-347	TRIAC	Single-pole electronic relay, coil 24V, without transformer, 15A at 347V max.
KIT-ONCU-TRIAC-347T	TRIACT	Single-pole electronic relay, coil 24V, with transformer, 15A at 208V, 240V, 277V, 347V
KIT-ONCU-TRIAC-600	TRIAC	Single-pole electronic relay, coil 24V, without transformer, 6A at 600V max.

* For factory installed options, add the option number to the product number. See the **Product Code** section inside the front cover.
 Standard color is white.
 Upcharge applicable for optional colors shown in the color chart section.
 Other voltages available upon request.



ORC Radiant Cove Heater



Features

Color and Finish

- Standard: silichem off-white, mat black and anodized aluminum finish.

Voltage

- 120V, 208V, 240V, 277V, 347V, 480V, 600V 50/60 Hz.

Construction

- Front made of an aluminum extrusion profiled to increase radiating surface. **1**
- Back of the unit made with 18-gauge steel.
- Junction box on each end.
- Wall installation brackets (supplied) that doesn't require opening the unit's casing. KOE 7/8 in. (22 mm) for the installation of the BX wires. **2**
- 4 in. (102 mm) ground wires on both ends. **3**
- Wireway approved for interconnection of units using the factory installed additional wires. This is used in wall-to-wall heater installation. **3**
- Highly-emissive paint on the heat exchanger for higher efficiency.

Heating element

- Stainless steel tubular heating element inserted into a solid aluminum extrusion preventing any thermal expansion noise.

Control

- Single or double-pole built-in thermostat available.

Ouellet highly recommends to use an electronic wall thermostat for greater comfort.

Installation

- 6 ft. (1.83 m) minimum clearance to floor and 4 1/2 in. (114 mm) minimum from ceiling.
- Variety of accessories available for wall-to-wall installation.

Warranty

- 10-year warranty against defects.

Application

- Entrance way, bathroom, kitchen, living room, family room, bedroom, patio door, bay window, daycare, nursery, workshop.

Models

Watts	Product #				Weight		Length	
	120V	208V	240V	277V	lb	kg	in.	mm
390	ORC0392	ORC0398	ORC0390	ORC0377	6.0	2.7	34	864
600	ORC0602	ORC0608	ORC0600	ORC0677	8.0	3.6	47	1194
750	ORC0752	ORC0758	ORC0750	ORC0777	10.0	4.5	59	1499
900	ORC0902	ORC0908	ORC0900	ORC0977	12.0	5.4	71	1803
1050	ORC1052	ORC1058	ORC1050	ORC1077	13.0	5.9	83	2108
1200	ORC1202	ORC1208	ORC1200	ORC1277	15.0	6.8	94	2388
1500 ¹	ORC1502	ORC1508	ORC1500	ORC1577	18.0	8.2	113	2870

Options

Product # Kit	Product # Factory installed*	Description
KIT-ORC-JT	-	Splice plate
KIT-ORC-TB6 ²	TB6 ²	Single-pole bi-metal thermostat
KIT-ORC-TB26 ^{2,3}	TB26 ^{2,3}	4 in. (101 mm) section with double-pole bi-metal thermostat

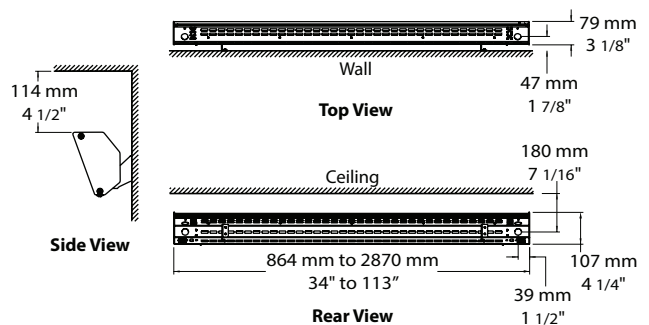
* For factory installed options, add the option number to the product number. See the **Product Code** section inside the front cover.

¹ These models must be ordered in pairs to reduce shipping damages.

² Ouellet highly recommends to use an electronic wall thermostat for greater comfort.

³ "Off" position.

Add "BL" for silichem off-white, "NM" for mat black and "AA" for anodized aluminum finish.



OHY Convection and Fan Heater



Surface Recessed



Training available online www.ouellet.com

Features

Color

- Standard: white, almond.
- Optional (upcharge applicable): metallic silver, bronze, metallic charcoal, aluminum, semi-gloss black, sand.
- Custom colors available upon request.

Finish

- Standard: epoxy/polyester powder paint.

Voltage

- 240V, 1-phase.

Construction

- Cast aluminum front cover.
- Steel bar grilles prevent the insertion of foreign objects; smooth-finish paint is washable and anti-yellowing.
- Automatic reset safety device.
- Built-in white LED night light. **1**

Fan

- Whisper-quiet squirrel-cage fan.
- Factory-lubricated motor.

Heating element

- Helical coil nickel-chromium alloy wire protected by ceramic insulators.
- Heating element provides instant heat.

Control

- Built-in electronic digital thermostat/timer. **2**
- Thermostat mode: pulse modulation: automatic convection to fan-forced switch-over at 1000W.
- Timer mode: 5-30 minutes full power fan-forced boost. **3**

Installation

- 4 in. (102 mm) minimum clearance to floor.
- May be surface-mounted or recessed in 2 in. X 3 in. stud partitions.
- Mounting holes for ease of installation.
- Large wiring compartment.

Warranty

- 2-year warranty against defects.
- 5-year warranty on the heating element.

Application

- Bathroom, kitchen, family room, entrance way.

Model

Product #	Volts	Watts	Weight	
			lb	kg
OHYU2000-TH ¹	240	2000	22.75	10.3

Option

Product # Kit	Product # Factory installed*	Description
KIT-OHY-DIS ²	DIS ²	Disconnect switch, 20A at 250V

* For factory installed options, add the option number to the product number.

See the **Product Code** section inside the front cover.

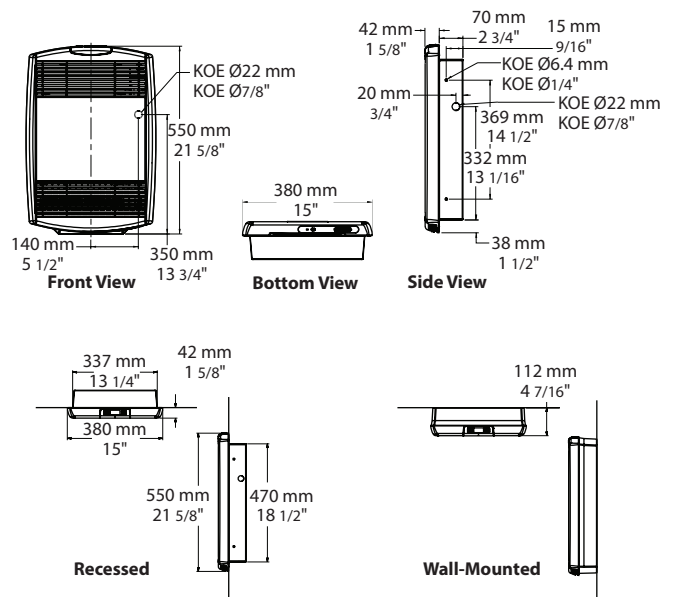
¹BEWARE: Not available for 208V.

² For the U.S. only: The nominal current of the unit must not exceed 80% of the capacity of the disconnect.

Add "BL" for white, "AM" for almond.

Upcharge available for optional colors shown in the color chart section.

Electronic thermostat available in grey only.



OVC Compact Electronic Fan Heater



VERSION AVAILABLE

Features

Color

- Standard: white.
- Optional (upcharge applicable): almond, metallic silver, bronze, metallic charcoal, aluminum, semi-gloss black, sand.
- Custom colors available upon request.

Finish

- Standard: epoxy/polyester powder paint.

Voltage

- 240/208V, 1-phase.

Construction

- Shock-resistant cast aluminum front cover.
- 20-gauge steel.
- High-limit temperature control with automatic reset.

Fan

- Whisper-quiet squirrel-cage fan.
- Factory-lubricated, two-speed motor.

Heating element

- Nickel-chromium alloy stitched wire protected by mica insulators.
- Heating element provides instant heat.

Control

Model (-TH)

- Operating modes adapted for all requirements (comfort, economy, frost-free mode).

- Built-in electronic digital thermostat/timer with backlit display that can be used as a night light.
- Electronic thermostat with 2 triacs automatically switches from 750W to 1500W when needed.
- Keypad lock function that eliminates unwanted temperature adjustments and the use of the thermostat modes.

Model (-PW)

- Requires non pulsing wall-mounted thermostat (sold separately).
- Wattage must be selected at the time of wiring (750W or 1500W).

Installation

- 6 in. (152 mm) minimum clearance to floor.
- May be recessed or surface-mounted without adaptor in 2 in. X 3 in. stud partitions with gypsum.
- Easy installation and connection with mounting screws and knockouts (mounting screws included).
- Template included.

Warranty

- 5-year warranty against defects.

Application

- Hallways, bathrooms, shower rooms, dining rooms, kitchens, corridors.

Models

Watts		Volts	Product #	Weight	
min.	max.			lb	kg
750/563	1500/1125	240/208	OVC1500BL-TH	11.5	5.22
750/563	1500/1125	240/208	OVC1500BL-PW ¹	12.2	5.53

Options

Product # Factory # installed*	Description
DIS ²	Disconnect switch, 20A at 250V
R ³	Single-pole relay, coil 24V, without transformer, 22A at 208V, 240V
RT ³	Single-pole relay, coil 24V, with transformer 208V, 240V/24V, 22A max.
TRIAC ³	Single-pole electronic relay, coil 24V, without transformer, 15A at 240V max.
TRIACT ³	Single-pole electronic relay, coil 24V, with transformer, 15A at 240V max.

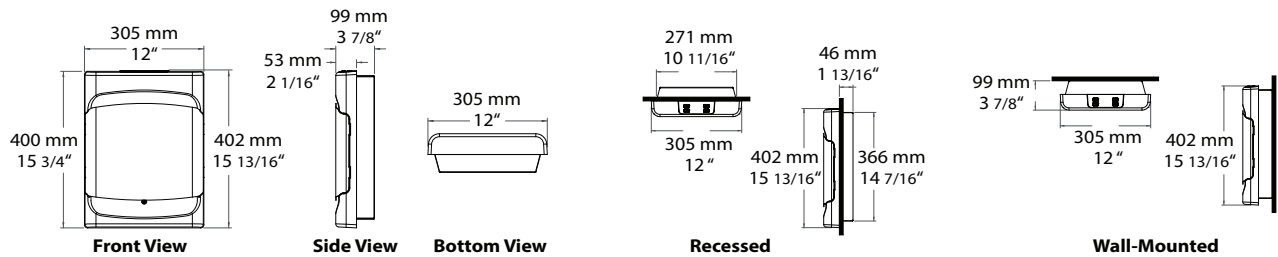
* For factory installed options, add the option number to the product number. See the **Product Code** section inside the front cover.

¹ Requires non pulsing wall-mounted thermostat (sold separately). Please refer to the Wall Thermostats Reference Chart.

² For the U.S. only: The nominal current of the unit must not exceed 80% of the capacity of the disconnect. This option is available with built-in thermostat (option -TH) or power selector (option -PW).

³ These options must be chosen with the power selector (option -PW).

Custom colors available upon request.



OVE European-Style Bathroom Fan Heater



Features

Color

- Standard: white, almond.
- Optional (upcharge applicable): metallic silver, bronze, metallic charcoal, aluminum, semi-gloss black, sand.
- Custom color available upon request.

Finish

- Standard: epoxy/polyester powder paint.
- **Optional: stainless steel (grilles and back of the heater are painted black).**

Voltage

- 120V, 240/208V, 1-phase.

Construction

- 20-gauge steel or 22-gauge stainless steel.
- Outlet-grille efficiently distributes warm air throughout the heated area.
- Bar grilles prevent insertion of foreign objects; smooth-finish paint is washable and anti-yellowing.
- High-limit temperature control with automatic reset.

Fan

- Whisper-quiet squirrel-cage fan.
- Factory-lubricated motor.

Heating element

- Nickel-chromium alloy stitched wire protected by mica insulators.
- Heating element provides instant heat.

Control

- Bulb thermostat (-T and -TM models).
- Mechanical timer, 0-60 minutes (-TM model).

Note: If an electronic wall-mounted thermostat is used, it must be compatible with forced-air heaters.

Installation

- 12 in. (306 mm) minimum clearance to floor.
- May be recessed or surface-mounted without adaptor in 2 in. X 3 in. stud partitions.
- Holes for fastening and convenient knock-outs allow for easy installation and connection (mounting screws included).

Warranty

- 2-year warranty against defects.
- 5-year warranty on the heating element.

Application

- Bathroom, kitchen, family room, entrance way.

Models

Product #	Volts	Watts	Weight	
			lb	kg
OVEU1502 ¹	120	1500	14.0	6.4
OVEU1502-T	120	1500	14.0	6.4
OVEU1502-TM	120	1500	14.0	6.4
OVEU1500 ¹	240/208	1500/1125	14.0	6.4
OVEU1500-T	240/208	1500/1125	14.0	6.4
OVEU1500-TM	240/208	1500/1125	14.0	6.4

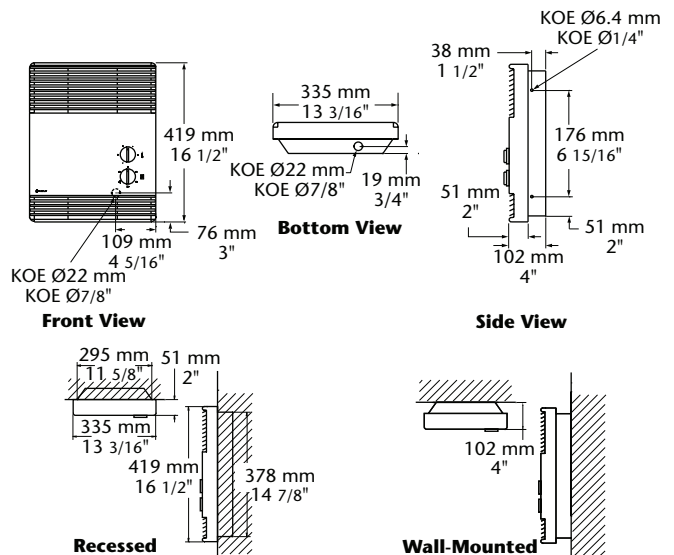
¹ Requires non pulsing wall-mounted thermostat. Please refer to the Wall Thermostats Reference Chart at the end of the catalog.

Add "BL" for white, "AM" for almond, "SS" for stainless steel.

For almond models with -T or -TM the knobs are black.

For stainless steel models the grilles and the back of the heater are painted black.

Upcharge available for optional colors shown in the color chart section.



OFB Compact Wall Fan Heater



Features

Color

- Standard: white.

Finish

- Standard: epoxy/polyester powder paint.

Voltage

- 120V, 240/208V, 1-phase.

Construction

- 20-gauge steel cabinet.
- Warm air outlet that directs the air downwards, towards the center of the room.
- Bar grille prevents insertion of foreign objects; smooth-finish paint is washable and anti-yellowing.
- Manual de-energize high-limit temperature control.

Fan

- Whisper-quiet squirrel-cage fan.
- Factory-lubricated motor.

Heating element

- Nickel-chromium alloy stitched wire protected by mica insulators.
- Heating element provides instant heat.

Control

- Line voltage control circuit for thermostat, timer or switch (not included, must be compatible with the selected voltage and wattage of the heater).

Note: If an electronic thermostat is used, it must be compatible with forced-air heaters.

Installation

- Recommended installation height: max. 10 ft. (3 m), min. 6 ft. (1.8 m).
- Wattage must be selected at the time of wiring (750W or 1500W).
- Quick surface-mounted installation, with the included mounting bracket.
- Flexible cable with electrical wall box cover plate included.
- Requires installation of a wall electrical box not supplied.

Warranty

- 2-year warranty against defects.
- 5-year warranty on the heating element.

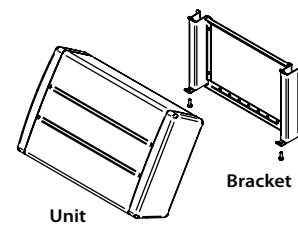
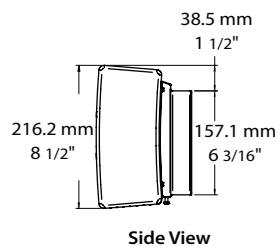
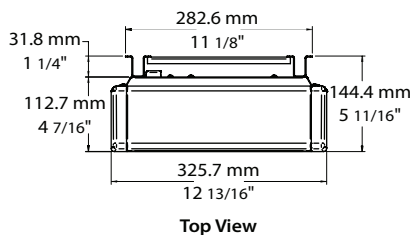
Application

- Bathroom, entrance way, stairwell.

Models

Watts ¹	Volts	Product #	Weight	
			lb	kg
750 1500	120	OFB1502BL	8.1	3.7
750/563 1500/1125	240/208	OFB1500BL	8.1	3.7

¹ Wattage can be selected on site (750W or 1500W).
Standard color is white.





With Surface Mounting Box

Recessed



Features

Color

- Standard: white, almond.
- Optional (upcharge applicable): metallic silver, bronze, metallic charcoal, aluminum, semi-gloss black, sand.
- Custom colors available upon request.

Finish

- Standard: epoxy/polyester powder paint.

Voltage

- 120V, 208V, 240/208V, 1-phase.

Construction

- 20-gauge steel cabinet.
- 22-gauge steel front cover.
- High-limit temperature control with automatic reset.

Fan

- Quiet fan operating.
- 500W to 1000W; 40 cfm fan and 1250W to 2000W; 80 cfm fan.
- Factory-lubricated motor.

Heating element

- Durable tubular heating element with fins.
- Factory sealed element upon request.

Control

- Built-in thermostat available with a control knob or tamperproof.

Note: If an electronic thermostat is used, it must be compatible with forced-air heaters.

Installation

- Wall installation only.
- The air outlet should be installed at least 4 in. (102 mm) from flooring withstands temperature and 10 in. (254 mm) from linoleum flooring.
- Quick installation with recess box mounting holes.
- Large wiring compartment.
- May be recessed in 2 in. X 3 in. stud partitions.
- Surface mounting box available.
- Tight fit with V-shaped recess box.

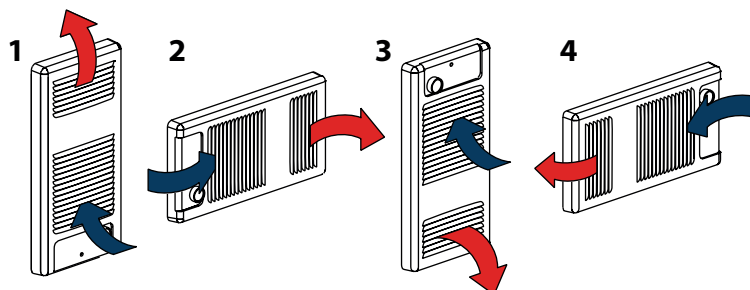
Warranty

- 5-year warranty against defects.

Application

- Entrance way, kitchen, bathroom, family room, basement.

Four mounting positions available. Pictures showing front panel. Directional vane air flow.



Product #	Product # with Built-In Thermostat	Volts	Watts	Weight	
				lb	kg
OVSU0502	OVSU0502BL-TB6	120	500	9.0	4.1
OVSU0752	OVSU0752BL-TB6	120	750	9.0	4.1
OVSU1002	OVSU1002BL-TB6	120	1000	9.0	4.1
OVSU1252	OVSU1252BL-TB6	120	1250	9.0	4.1
OVSU1502	OVSU1502BL-TB6	120	1500	9.0	4.1
OVSU0500	OVSU0500BL-TB26	240/208	500/375	9.0	4.1
OVSU0750	OVSU0750BL-TB26	240/208	750/563	9.0	4.1
OVSU1000	OVSU1000BL-TB26	240/208	1000/750	9.0	4.1
OVSU1250	OVSU1250BL-TB26	240/208	1250/938	9.0	4.1
OVSU1500	OVSU1500BL-TB26	240/208	1500/1125	9.0	4.1
OVSU2000	OVSU2000BL-TB26	240/208	2000/1500	9.0	4.1
OVSU2008	OVSU2008BL-TB26	208	2000	9.0	4.1

Options

Product # Kit	Product # Factory installed*	Description
KIT-OVS-BS	-	Surface mounting box
KIT-OVS-DIS ¹	DIS ¹	Disconnect switch, 20A at 277V max. (120V, 208V, 240/208V only)
-	ES ²	Factory sealed element (120V, 208V, 240/208V only)
KIT-OVS-TB6	TB6	Single-pole bi-metal thermostat (347V factory installed only)
KIT-OVS-TB26 ³	TB26 ³	Double-pole bi-metal thermostat (347V factory installed only)
KIT-OVS-TB6-AV	TB6AV	Single-pole bi-metal tamperproof thermostat (347V factory installed only)
KIT-OVS-TB26-AV ³	TB26AV ³	Double-pole bi-metal tamperproof thermostat (347V factory installed only)

* For factory installed options, add the option number to the product number. See the **Product Code** section inside the front cover.

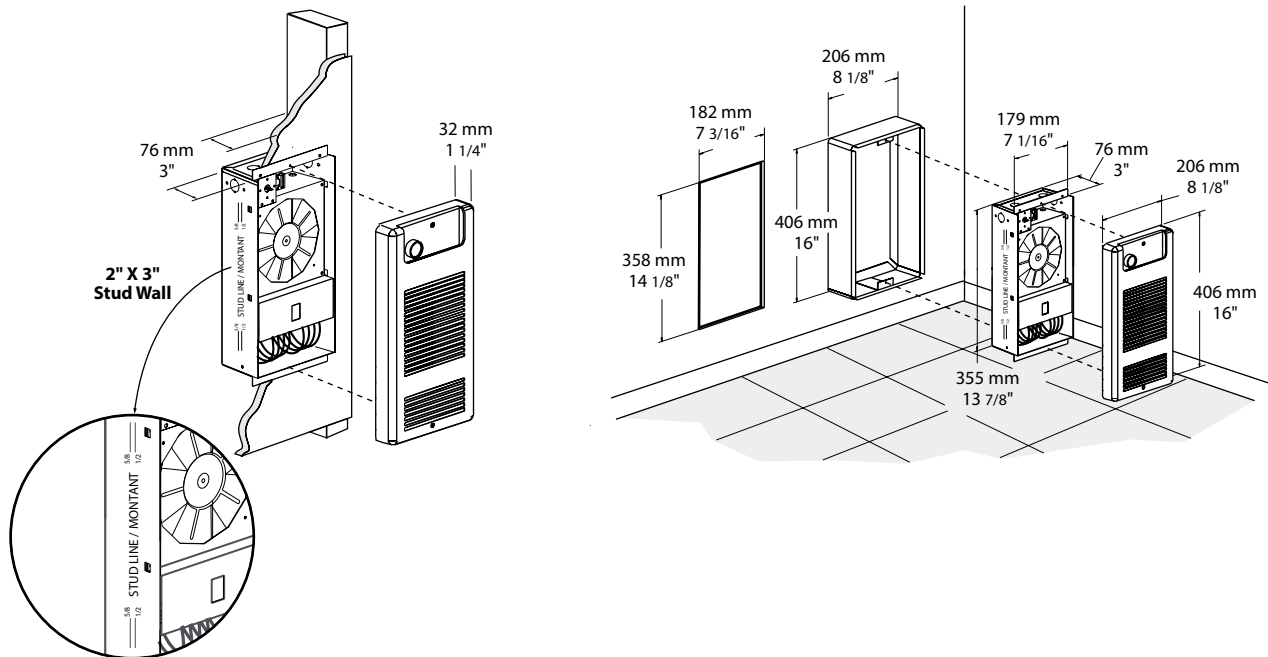
¹ For the U.S. only: The nominal current of the unit must not exceed 80% of the capacity of the disconnect.

² The option "sealed element" increases the reliability of these in humid environments. It does not completely eliminate the leakage currents of metal sheathed heating elements.

³ "Off" position.

Add "BL" for white, "AM" for almond.

Optional colors shown in the color chart section are available upon request.



OVR Register Wall Fan Heater



With Surface Mounting Box and Thermostat

Recessed with Thermostat



Features

Color

- Standard: white, almond.
- Optional (upcharge applicable): metallic silver, bronze, metallic charcoal, aluminum, semi-gloss black, sand.
- Custom colors available upon request.

Finish

- Standard: epoxy/polyester powder paint.

Voltage

- 120V, 208V, 240/208V, 1-phase.

Construction

- 20-gauge steel.
- High-limit temperature control with automatic reset.

Fan

- Quiet fan operating.
- 500W to 1000W; 40 cfm fan and 1250W to 2000W; 80 cfm fan.
- Factory-lubricated motor.

Heating element

- Durable tubular heating element with fins.
- Factory sealed element upon request.

Control

- Built-in thermostat available with a control knob or tamperproof.

Note: If an electronic thermostat is used, it must be compatible with forced-air heaters.

Installation

- The air outlet should be installed at least 10 in. (25.4 cm) above floor.
- Quick installation with recess box mounting holes.
- Large wiring compartment.
- May be recessed in 2 in. x 3 in. stud partitions.
- Surface mounting box available.
- Tight fit with V-shaped recess box.

Warranty

- 5-year warranty against defects.

Application

- Entrance way, kitchen, bathroom, family room, basement.

OVR

Models

Product #	Product # with Built-In Thermostat	Volts	Watts	Weight	
				lb	kg
OVRU0502	OVRU0502BL-TB6	120	500	9.0	4.1
OVRU0752	OVRU0752BL-TB6	120	750	9.0	4.1
OVRU1002	OVRU1002BL-TB6	120	1000	9.0	4.1
OVRU1252	OVRU1252BL-TB6	120	1250	9.0	4.1
OVRU1502	OVRU1502BL-TB6	120	1500	9.0	4.1
OVRU0500	OVRU0500BL-TB26	240/208	500/375	9.0	4.1
OVRU0750	OVRU0750BL-TB26	240/208	750/563	9.0	4.1
OVRU1000	OVRU1000BL-TB26	240/208	1000/750	9.0	4.1
OVRU1250	OVRU1250BL-TB26	240/208	1250/938	9.0	4.1
OVRU1500	OVRU1500BL-TB26	240/208	1500/1125	9.0	4.1
OVRU2000	OVRU2000BL-TB26	240/208	2000/1500	9.0	4.1
OVRU2008	OVRU2008BL-TB26	208	2000	9.0	4.1

Options

Product # Kit	Product # Factory installed*	Description
KIT-OVR-BS	-	Surface mounting box
KIT-OVR-DIS ³	DIS ³	Disconnect switch, 20A at 277V max.
-	ES ¹	With sealed element factory installed
KIT-OVR-TB6	TB6	Single-pole bi-metal thermostat
KIT-OVR-TB26 ²	TB26 ²	Double-pole bi-metal thermostat
KIT-OVR-TB6-AV	TB6AV	Single-pole bi-metal thermostat, tamperproof
KIT-OVR-TB26-AV ²	TB26AV ²	Double-pole bi-metal thermostat, tamperproof

* For factory installed options, add the option number to the product number. See the Product Code section inside the front cover.

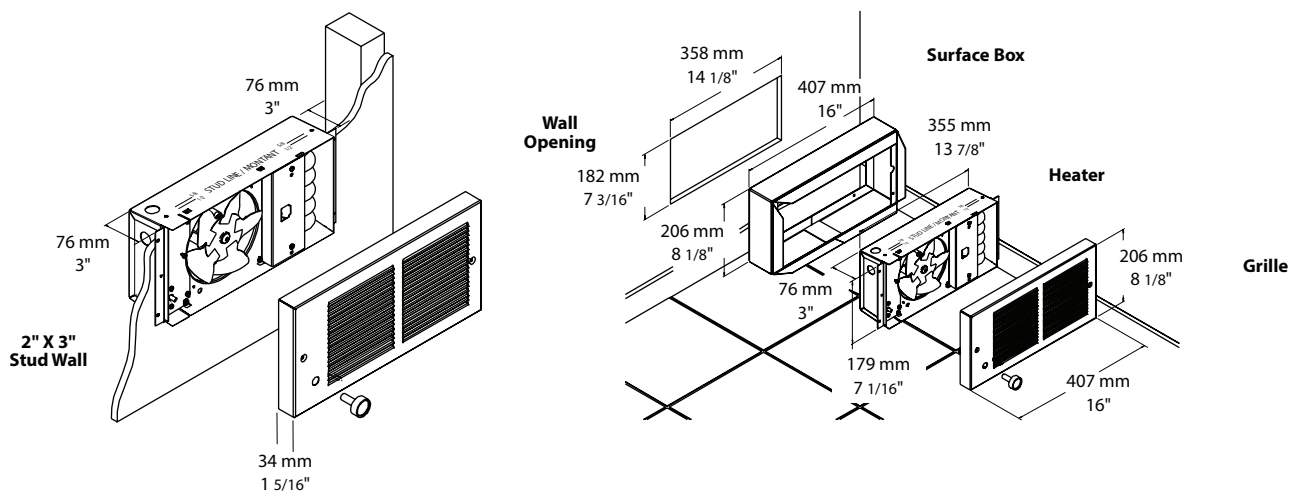
¹ The option "sealed element" increases the reliability of these in humid environments. It does not completely eliminate the leakage currents of metal sheathed heating elements.

² "Off" position.

³ For the U.S. only: The nominal current of the unit must not exceed 80% of the capacity of the disconnect.

Add "BL" for white, "AM" for almond.

Upcharge available for optional colors shown in the color chart section.



OVSP Residential Ceiling Fan Heater



With Surface Mounting Box

Recessed

Features

Color

- Standard: white, almond.
- Optional (upcharge applicable): metallic silver, bronze, metallic charcoal, aluminum, semi-gloss black, sand.
- Custom colors available upon request.

Finish

- Standard: epoxy/polyester powder paint.

Voltage

- 120, 240/208V, 1-phase.

Construction

- 20-gauge steel cabinet.
- 22-gauge steel front cover.
- High-limit temperature control with automatic reset.

Fan

- Quiet fan operating.
- 500W to 1000W; 40 cfm fan and 1250W to 1500W; 80 cfm fan.
- Factory-lubricated motor.

Heating element

- Durable tubular heating element with fins.
- Factory sealed element upon request.

Control

- Must be used with a compatible wall thermostat (not included).

Note: If an electronic thermostat is used, it must be compatible with forced-air heaters.

Installation

- Ceiling installation only.
- The air outlet should be installed at least 10 in. (25.4 cm) from the wall and should be oriented towards the center of the room.
- Quick installation with recess box mounting holes.
- Large wiring compartment.
- May be recessed in ceiling.
- Surface mounting box available.
- Tight fit with V-shaped recess box.

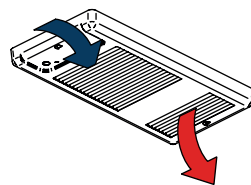
Warranty

- 5-year warranty against defects.

Application

- Entrance way, stairwell, bathroom, family room, basement.

Mounting positions available. Pictures showing front panel. Directional vane air flow.



OVSP

Models

Watts	Watts 240/208V	Product #		Weight	
		120V	240/208V	lb	kg
500	500/375	OVSPU0502	OVSPU0500	9.0	4.1
750	750/563	OVSPU0752	OVSPU0750	9.0	4.1
1000	1000/750	OVSPU1002	OVSPU1000	9.0	4.1
1250	1250/938	OVSPU1252	OVSPU1250	9.0	4.1
1500	1500/1125	OVSPU1502	OVSPU1500	9.0	4.1

Options

Product # Kit	Product # Factory installed*	Description
KIT-OVS-BS	-	Surface mounting box
KIT-OVS-DIS ¹	DIS ¹	Disconnect switch, 20A at 277V max.
-	ES ²	Factory sealed element

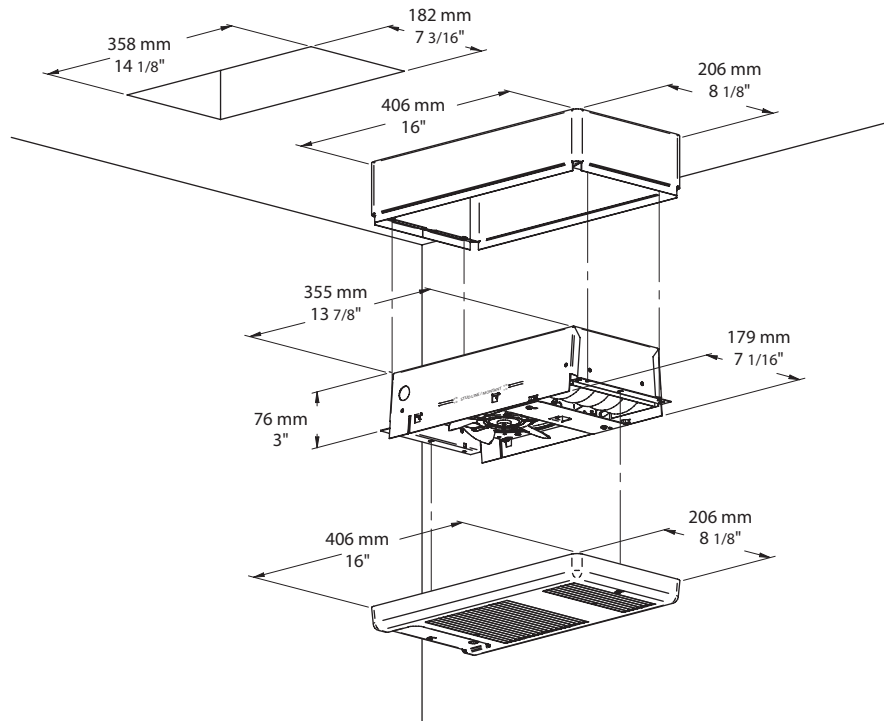
* For factory installed options, add the option number to the product number. See the **Product Code** section inside the front cover.

¹ For the U.S. only: The nominal current of the unit must not exceed 80% of the capacity of the disconnect.

² The option "sealed element" increases the reliability of these in humid environments. It does not completely eliminate the leakage currents of metal sheathed heating elements.

Add "BL" for white, "AM" for almond.

Optional colors shown in the color chart section are available upon request.



OCP Kickspace Fan Heater



Features

Color

- Standard: semi-gloss black, white, almond.
- Optional (upcharge applicable): metallic silver, bronze, metallic charcoal, aluminum, sand.
- Custom colors available upon request.

Finish

- Standard: epoxy/polyester powder paint.

Voltage

- 120V, 240/208V, 1-phase.

Construction

- 20-gauge steel.
- 1000W standard. Wattage can be converted to 500W at the time of wiring (see installation instructions).
- High-limit temperature control with automatic reset (first level).
- High-limit temperature control with manual reset (second level).

Fan

- 80 cfm fan (44.5 dBA).
- Factory-lubricated motor.

Heating element

- Two elements of 500W (1000W in parallel).
- Durable tubular heating element with fins.

Control

- Built-in thermostat kit available.

Note: If an electronic thermostat is used, it must be compatible with forced-air heaters.

Installation

- Do not install the heater near thermosensitive materials.
- Garnishing frame included.

Warranty

- 1-year warranty against defects.

Application

- Kitchen, bathroom, recessed in stair risers.

Models

Product #	Volts	Watts	Weight	
			lb	kg
OCPU1002	120	500 1000	13.0	5.9
OCPU1000	240/208	500/375 1000/750	13.0	5.9

Options

Product # Kit	Product # Factory installed*	Description
KIT-OCP-TB6	TB6	Single-pole bi-metal thermostat
KIT-OCP-TB26 ¹	TB26 ¹	Double-pole bi-metal thermostat

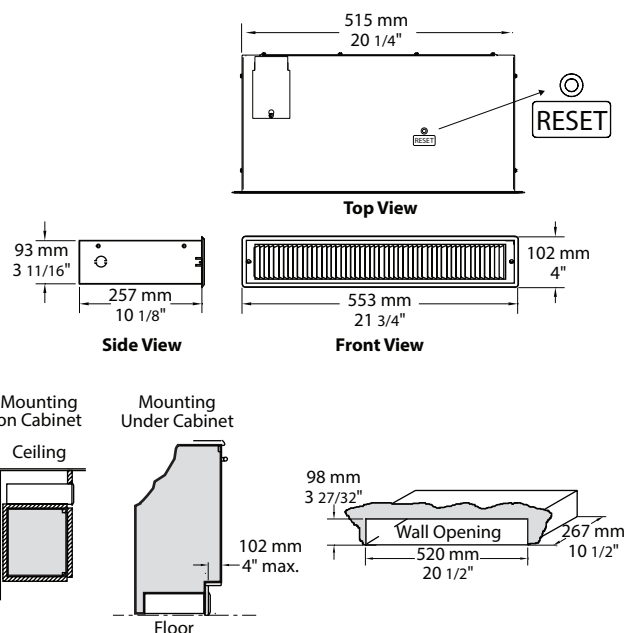
* For factory installed options, add the option number to the product number.

See the **Product Code** section inside the front cover.

¹ "Off" position.

Add "NL" for semi-gloss black, "BL" for white, "AM" for almond.

Upcharge available for optional colors shown in the color chart section.



OFH Floor Insert Fan Heater



Features

Color

- Standard: bronze, white, almond.
- Optional (upcharge applicable): metallic silver, metallic charcoal, aluminum, semi-gloss black, sand.
- Custom colors available upon request.

Finish

- Standard: epoxy/polyester powder paint.

Voltage

- 120V, 240/208V, 1-phase.

Construction

- Welded 20-gauge steel.
- Sturdy floor grille (14-gauge).
- Protective screen keeps foreign objects from falling into the unit.
- High-limit temperature control with manual reset.

Fan

- Large diameter, quiet fan operating at 43.9 dBA at 80 cfm.
- Factory-lubricated motor.

Heating element

- Durable tubular heating element with fins.

Installation

- Minimum clearance from adjacent walls: 6 in. (15.2 cm).
- Large wiring compartment.

Warranty

- 1-year warranty against defects.

Application

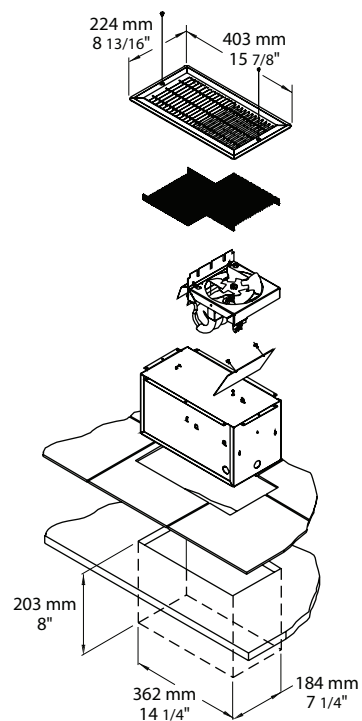
- Bay window, near patio door.

Note: If an electronic thermostat is used, it must be compatible with forced-air heaters.

Models

Product #	Volts	Watts	Weight	
			lb	kg
OFH0502	120	500	16.0	7.3
OFH1002	120	1000	16.0	7.3
OFH1502	120	1500	16.0	7.3
OFH0500	240/208	500/375	16.0	7.3
OFH1000	240/208	1000/750	16.0	7.3
OFH1500	240/208	1500/1125	16.0	7.3

Add "BZ" for bronze, "BL" for white, "AM" for almond.
Optional colors shown in the color chart section are available upon request.



OFE-A Advantage Electric Furnace



Features

Color

- Standard: grey.

Voltage

- 240/208V, 1-phase.

Construction

- Steel casing, all insulated for reduced heat loss and noise.
- Dual access panels on casing provide easy access to internal parts.

Fan

- High quality precision balanced blower for quiet operation and optimal performance.

Motor

- Variable speed electronically commutated motor (ECM), permanently lubricated.
- Rubber mounted for maximum vibration and noise reduction.
- Relay and printed circuit board (PCB) control automatic operation of motor and allow for the addition of air conditioning or heat pump.

Heating element

- Heavy duty, reliable 4kW and 5kW helical coil nickel-chromium alloy wire provide superior heat transfer with unrestricted air flow.
- Heating elements can be individually replaced.
- High-limit temperature control with automatic reset.

- Heating element sequence is done by a low voltage printed circuit boards with rectifier/timers to prevent power surges.

Control

- Heavy duty 24VAC transformer provides power to relays and controls.
- Easy access built-in breakers with manual reset.
- Thermostat "On" light indicates a call for heat by the thermostat.
- "Speed Selector" switch: "Low" or "High".
- "Fan Selector" switch: "On" or "Off".
- Compatible with 1 or 2-stage thermostat with or without external unit.
- A 120V terminal block also permits installation of accessories such as humidifier and electronic filter (maximum 2A).

Installation

- Multi-position installation, sides, back, or bottom air returns.
- Approved for zero clearance installation against combustible surfaces.

Warranty

- 5-year warranty against defects.

Application

- For cottages, homes or offices, also approved for mobile homes use. May be installed in a basement, closet, crawl space or any unused area or alcove.

OFE-A

Models with Variable Speed Motor (ECM)

Product #	Volts (1 ph) 2 wires	kW (BTU/hr)	Amp. including motor	Motor HP	Motor Speed	Weight	
						lb	kg
OFEA10000-VV	240/208	10.0 (34120)/7.5 (25628)	43.7/38.6	1/2	Variable	105	48
OFEA15000-VV	240/208	15.0 (51180)/11.3 (38442)	64.4/56.5	1/2	Variable	105	48
OFEA18000-VV	240/208	18.0 (61420)/13.5 (46130)	78.1/68.4	1/2	Variable	105	48
OFEA20000-VV	240/208	20.0 (68240)/15.0 (51256)	85.1/74.5	1/2	Variable	105	48
OFEA23000-1HVV	240/208	23.0 (78480)/17.3 (58944)	101.7/89.6	1	Variable	105	48
OFEA25000-1HVV	240/208	25.0 (85360)/18.8 (64070)	108.7/95.7	1	Variable	105	48
OFEA27000-1HVV	240/208	27.0 (92130)/20.3 (69195)	118.8/104.5	1	Variable	105	48
OFEA30000-1HVV	240/208	30.0 (102432)/22.5 (76884)	129.5/113.7	1	Variable	105	48

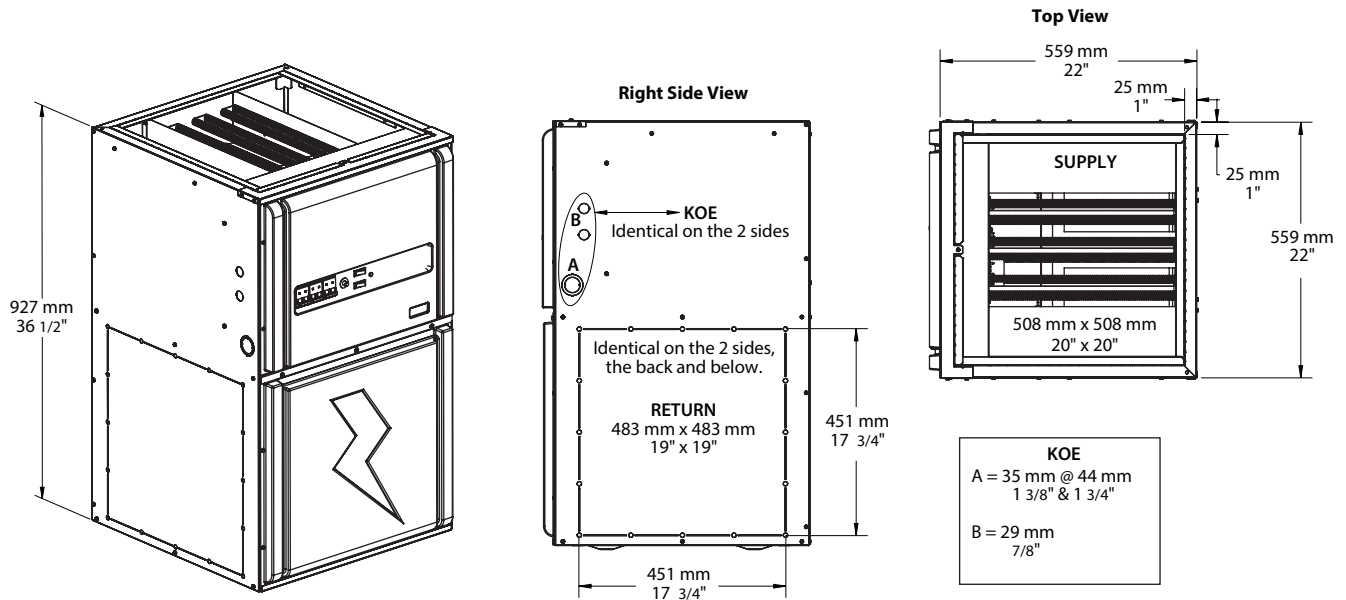
Options

Product # Kit	Description
OFE-SO2	Downflow sub-base
OFE-AK2	Adaptor kit for 17 in. x17 in. duct
OFE-TM	Diagnostic tool for ECM motor

Standard color is grey.

Wall Controls

Compatible with any low voltage thermostat. See the Wall thermostat reference chart.



OFE-ECM

Energy Efficient
Nortron Electric Furnace



NORTRON

Features

Color

- Standard: grey.

Voltage

- 240V, 1-phase.

Construction

- Steel casing, all insulated for reduced heat loss and noise.
- One panel on casing provides access to internal parts.

Fan

- High quality precision balanced blower for quiet operation and optimal performance.

Motor

- Variable speed electronically commutated motor (ECM), permanently lubricated and rubber mounted for maximum vibration and noise reduction.
- Relay and printed circuit board (PCB) control automatic operation of motor and allow for the addition of air conditioning or heat pump.

Heating element

- Heavy duty, reliable Helical coil nickel-chromium alloy wire provide superior heat transfer with unrestricted air flow.
- Heating elements can be individually replaced.
- High-limit temperature control with automatic reset.

- Elements modulation is done by a low voltage printed circuit boards with rectifier/timers to prevent power surges.

Control

- Heavy duty 24VAC transformer provides power to relays and controls.
- Easy access built-in breakers with manual reset (except the 10kW models).
- "Speed Selection" switch: "Low" or "High".
- "Heat Activation" switch: "Slow" or "Fast".
- Compatible with 1 or 2-stage thermostat with or without external unit.

Installation

- Multi-position installation, sides, back, or bottom air returns.
- Approved for zero clearance installation against combustible surfaces.

Warranty

- 5-year warranty against defects.

Application

- For cottages, homes or offices, also approved for mobile homes use. May be installed in a basement, closet, crawl space or any unused area or alcove.

OFF-ECM

Models with Variable Speed Motor (ECM)

Product #	Volts (1 ph) 2 wires	kW (BTU/hr)	Amp. including motor	Motor HP	Static Pressure at 0.2" W.C.		Weight	
					Motor Speed ¹	cfm ²	lb	kg
21ECM10-A	240	10.0 (34152)	43.0	1/3	Low	740	108	50.0
21ECM15-A	240	15.0 (51228)	64.0	1/3	Medium	1040	108	50.0
21ECM18-A	240	18.0 (61473)	76.0	1/3	Medium	1040	110	49.9
21ECM20-A	240	20.0 (68304)	84.0	1/3	Medium	1040	110	49.9
21ECM23-A	240	22.5 (76842)	94.0	1/3	Medium	1040	115	49.9

Option

Product # Kit	Description
FSB1 ³	Downflow sub-base

¹ Factory settings.

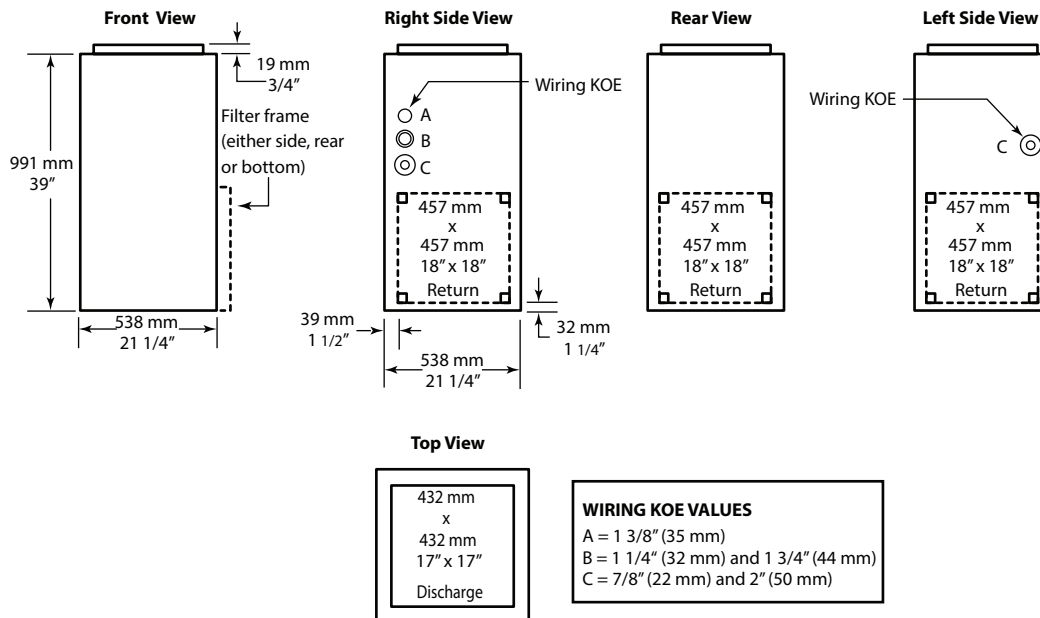
² Refer to the installation instructions and owner's manual for complete air flow tables.

³ Available with 10kW, 15kW, 18kW and 20kW models.

Standard color is grey.

Wall Controls

Compatible with any low voltage thermostat.



OTP-E Eagle Ductless Single Zone Heat Pump



Indoor Unit



Outdoor Unit



Performance up to



Up to



Features

Operation mode

- Cooling, heating, dehumidifying, fan and auto.

Nominal capacity

- 9000, 12000, 18000, 24000 BTU/hr.

Voltage

- 230/208V, 60 Hz, 1-phase.

Indoor unit

- High wall installation, dual side connection.
- Plastic housing, standard white.
- 4-speed cross-flow fan (auto, high, medium and low).
- Washable filters.

Outdoor unit

- Variable speed rotary compressor (INVERTER), with overload protection.
- Electronic expansion valve for precise control of refrigerant flow.
- Condenser fins covered with a hydrophilic coating for improved corrosion resistance.
- Large diameter quiet axial-flow fan for more efficient heat exchange.
- Smart pan heater to prevent ice formation.
- Installation on aluminum wall bracket or ground stand (optional).

Connection piping

- Minimum piping length of 10 ft. (3 m).
- External liquid pipe diameter: 1/4".
- External gas pipe diameter: 3/8" to 5/8".
- Flared connections.

Control

- Wireless remote included.
- Wired wall controller available.
- Wi-Fi capability (option KIT-WIFI required).
- Interface (options HP6000ZB-GE and GT130 required).
- Set temperature: 16 to 30 °C (61 to 86 °F).
- Temperature display format: °C or °F.

Warranty

- 10-year basic warranty on parts and 10-year basic warranty on the compressor (labor not included).

Application

- Dining room-kitchen, living room, family room, commercial building, office building, condo, restaurant.

Includes



Smart Pan Heater



Smart Defrosting



Smart Preheating



Auto Restart



Auto-Clean



Self-Diagnosis



Wall Controller



Turbo



Up & Down



Timer



I Feel



Lock



Wireless



Wi-Fi

Optional

Product # ¹	Indoor Unit Outdoor Unit	SED09KCH17S-I SED09KCH17S-O	SED12KCH17S-I SED12KCH17S-O	SED18KCH16S-I SED18KCH16S-O	SED24KCH19S-I SED24KCH19S-O	
Technical Performance						
Voltage		Volts	230/208	230/208	230/208	
Cooling capacity	Nominal	W (BTU/hr)	2667 (9100)	3517 (12000)	5100 (17400)	6450 (22000)
	Min. – max.	W (BTU/hr)	720 - 2814 (2457 - 9600)	300 - 3700 (1024 - 12624)	1200 - 5800 (4094 - 20000)	1730 - 7400 (5900 - 25200)
Heating capacity	Nominal	W (BTU/hr)	2784 (9500)	3810 (13000)	5275 (18000)	7034 (24000)
	Min. – max.	W (BTU/hr)	720 - 3371 (2457 - 11500)	700 - 4000 (2388 - 13648)	1200 - 6200 (4100 - 21000)	1310 - 7600 (4500 - 25900)
Used cooling power input	Nominal	W	889	1297	2040	1950
	Min. – max.	W	185 - 1100	180 - 1500	200 - 2300	360 - 3000
Used heating power input	Nominal	W	774	1172	1758	2070
	Min. – max.	W	170-1350	260 - 1450	300 - 2400	330 - 2900
Used rated input		W	1350	1500	2400	2900
Rated current		A	6.3	6.5	10	11
MCA		A	10	9	15	19
Max. over-current protection (MOCP)		A	15	15	20	30
SEER		-	17	17	16	19
HSPF		-	9	9	9	10
EER		W/W	3	2.71	2.5	3.31
COP		W/W	3.6	3.25	3	3.4
AHRI number		-	205782700	205782701	205782702	205782703
Indoor Unit						
Dehumidification		pt/hr (l/hr)	1.69 (0.80)	2.96 (1.4)	3.8 (1.80)	4.23 (2.00)
Air flow volume	T / H / M / L ²	cfm	294 / 271 / 235 / 182	371 / 294 / 235 / 182	471 / 412 / 383 / 335	677 / 588 / 471 / 412
Sound level	T / H / M / L ²	dB (A)	49 / 47 / 43 / 36	52 / 49 / 44 / 38	57 / 54 / 50 / 45	59 / 55 / 51 / 47
Fan motor power output		W	20	20	60	30
Fan motor RLA		A	0.22	0.31	0.4	0.55
Deflector stepper motor power output		W	1.5	1.5	2.5	2.5
Net weight		lb (kg)	19.8 (9)	22 (10)	30 (13.5)	37.5 (17)
Outdoor Unit						
Air flow volume		cfm	-	-	-	-
Sound level		dB (A)	60	60	66	69
Compressor power input		W	790	1023	1440	1635
Compressor LRA		A	18	18	25	25
Compressor RLA		A	6.6	6.6	10.2	13
Fan motor power output		W	30	30	60	60
Fan motor RLA		A	0.37	0.37	0.7	0.65
Refrigerant volume (R410A)		oz (g)	24 (680)	28.2 (800)	42.3 (1200)	52.9 (1500)
Net weight		lb (kg)	58.4 (26.5)	63 (28.5)	87 (39.5)	97 (44)
Operating ambient temperature	Cooling	°C (°F)	-18 to 46 (0 to 115)			
	Heating	°C (°F)	-20 to 24 (-4 to 75)			
Connection Piping/Refrigerant						
Pre-charge length		ft. (m)	25 (7.5)	25 (7.5)	25 (7.5)	25 (7.5)
Additional refrigerant charge		oz/ft. (g/m)	0.2 (20)	0.2 (20)	0.2 (20)	0.5 (50)
Liquid pipe outer diameter		in.	1/4	1/4	1/4	1/4
Gas pipe outer diameter		in.	3/8	3/8	1/2	5/8
Maximum height difference		ft. (m)	33 (10)	33 (10)	33 (10)	33 (10)
Maximum total length		ft. (m)	49 (15)	66 (20)	82 (25)	82 (25)

¹ 1 indoor unit and 1 outdoor unit. Note that each unit is individually packaged.

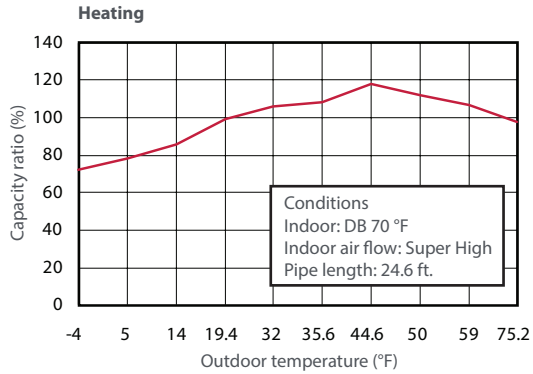
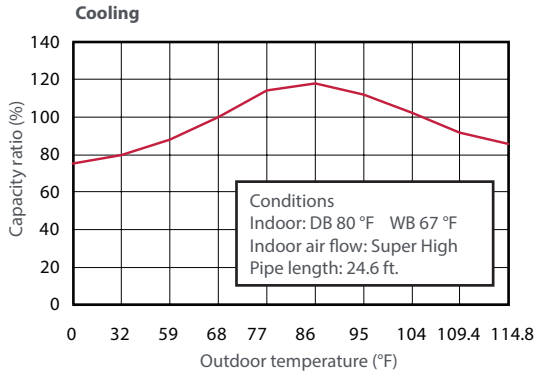
² Cross-Flow Fan Speeds: (T) Turbo / (H) High / (M) Medium / (L) Low.

Options

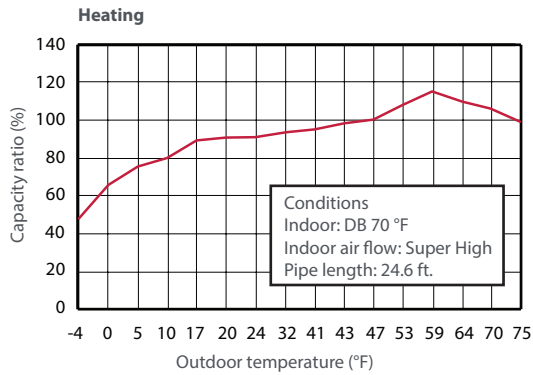
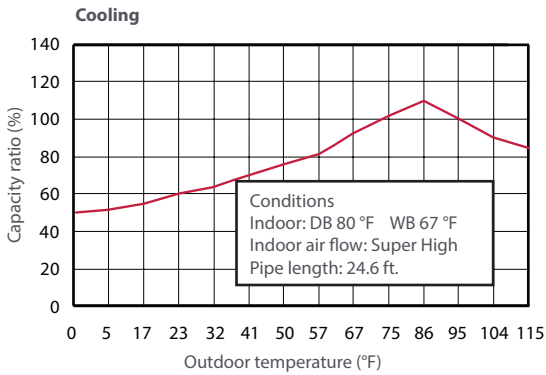
See OTP Options section

Capacity Variation Ratio According to Temperature

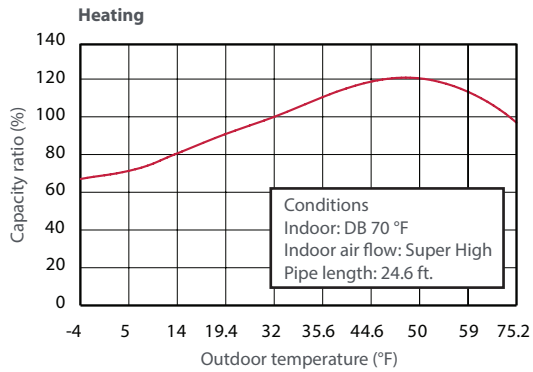
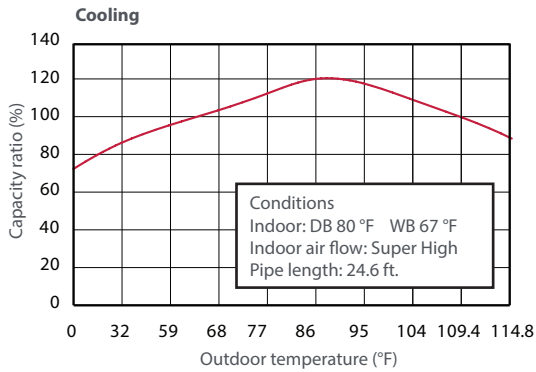
SED09



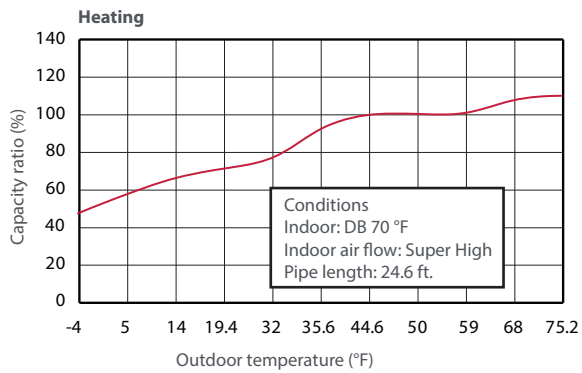
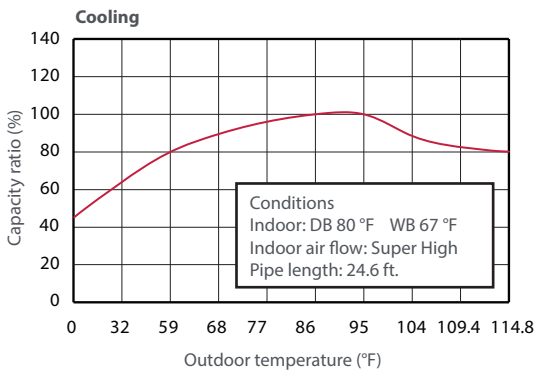
SED12



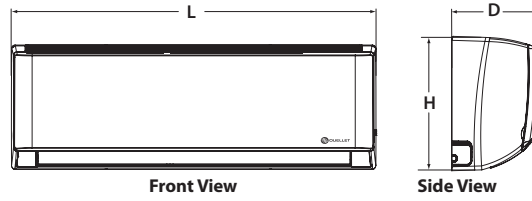
SED18



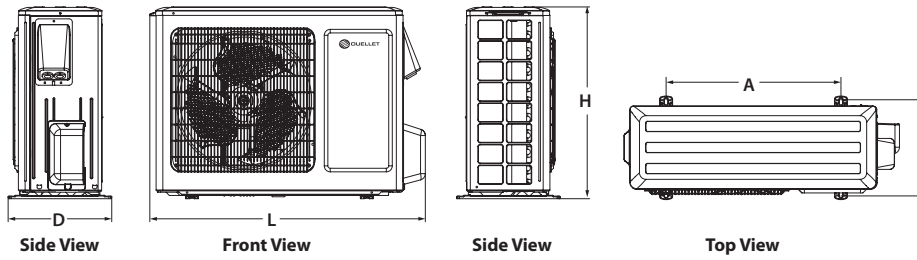
SED24



Indoor Unit



Outdoor Unit




Indoor Unit	L		H		D	
	in.	mm	in.	mm	in.	mm
SED09KCH17S-I	31 1/8	790	10 13/16	275	7 7/8	200
SED12KCH17S-I	33 1/4	845	11 3/8	289	7 7/8	209
SED18KCH16S-I	38 3/16	970	11 13/16	300	8 13/16	224
SED24KCH19S-I	42 7/16	1078	12 13/16	325	9 11/16	246

Outdoor Unit	L		H		D		A		B	
	in.	mm	in.	mm	in.	mm	in.	mm	in.	mm
SED09KCH17S-O	30 13/16	782	21 1/4	540	12 5/8	320	21 1/4	540	11 1/4	286
SED12KCH17S-O	30 13/16	782	21 1/4	540	12 5/8	320	21 1/4	540	11 1/4	286
SED18KCH16S-O	35 15/16	912	25 7/16	646	14 11/16	373	22	559	14 5/16	364
SED24KCH19S-O	38 9/16	980	31 1/8	790	16 13/16	427	24	610	15 9/16	395

OTP-H Harmony Ductless Single Zone Heat Pump



Indoor Unit



Outdoor Unit

Performance up to



-18°C
0°F

Cooling



-25°C
-13°F

Heating

Up to

19 SEER2
IN COOLING



8.8 HSPF2
IN HEATING



Features

Operation mode

- Cooling, heating, dehumidifying, fan and auto.

Nominal capacity

- 9000, 12000, 18000, 24000 BTU/hr.

Voltage

- 230/208V, 60 Hz, 1-phase.

Indoor unit

- High wall installation, dual side connection.
- Plastic housing, standard white.
- 7-speed cross-flow fan (auto, turbo, high, medium-high, medium, low and very low).
- Washable filters.

Outdoor unit

- Variable speed rotary compressor (INVERTER), with overload protection.
- Electronic expansion valve for precise control of refrigerant flow.
- Condenser fins covered with a hydrophilic coating for improved corrosion resistance.
- Large diameter quiet axial-flow fan for more efficient heat exchange.
- Smart pan heater to prevent ice formation.

Connection piping

- Minimum piping length of 10 ft. (3 m).
- Flared connections.

Control

- Wireless remote included.
- Wired wall controller available.
- Wi-Fi.
- Set temperature: 16 to 30 °C (61 to 86 °F).
- Temperature display format: °C or °F.

Warranty

- 10-year basic warranty on parts and 10-year basic warranty on the compressor (labor not included).

Application

- Dining room-kitchen, living room, family room, commercial building, office building, condo, restaurant..

Includes



Smart Pan Heater



Fin Coating



Quiet Design



Smart Defrosting



Smart Preheating



Auto Restart



Auto-Clean



Self-Diagnosis



Wall Controller



Sleep Mode



Turbo Mode



Up & Down Swing



Timer



I Feel



Lock



Wireless Remote



Wi-Fi

Optional

OTP-H

Models

Product # ¹	Indoor Unit Outdoor Unit	CHD09KCH19S-I CHD09KCH19S-O	CHD12KCH17S-I CHD12KCH17S-O	CHD18KCH17S-I CHD18KCH17S-O	CHD24KCH18S-I CHD24KCH18S-O	
Technical Performance						
Voltage		Volts	230/208	230/208	230/208	230/208
Cooling capacity	Nominal	W (BTU/hr)	2667 (9100)	3517 (12000)	5159 (17600)	6450 (22000)
	Min. – max.	W (BTU/hr)	820 - 3018 (2800 - 10300)	700 - 3700 (2388 - 13307)	1100 - 5850 (3753 - 19960)	2000 - 7400 (6824 - 25249)
Heating capacity	Nominal	W (BTU/hr)	2931 (10000)	3517 (12000)	5598 (19100)	7040 (24000)
	Min. – max.	W (BTU/hr)	655 - 3575 (2200 - 12200)	700 - 4400 (2388 - 15013)	800 - 6600 (2730 - 22519)	1750 - 8000 (5971 - 27296)
Used cooling power input	Nominal	W	805	1334	1750	1896
	Min. – max.	W	180 - 1350	180 - 1500	200 - 2300	340 - 2350
Used heating power input	Nominal	W	781	1004	1750	2051
	Min. – max.	W	150 - 1450	260 - 1650	260 - 2300	370 - 2400
Used rated input		W	1450	1650	2300	2400
Rated current		A	6.5	6.7	9.5	12
MCA		A	9	11	14	15
Max. over-current protection (MOCP)		A	15	15	20	20
SEER2 (SEER)		-	19.5 (19.5)	17.5 (17.5)	17.5 (17.5)	18 (18)
HSPF2 (HSPF)		-	8.8 (10)	8.5 (10)	8.5 (9)	8.5 (10)
EER		W/W	3.30	2.64	2.95	3.40
COP		W/W	3.75	3.50	3.20	3.43
AHRI number		-	210410121	210410122	210410123	210410124
ENERGY STAR		-	-	-	-	-

Indoor Unit						
Dehumidification		pt/hr (l/hr)	1.69 (0.80)	2.96 (1.40)	3.8 (1.80)	5.28 (2.50)
Air flow volume		cfm	353 / 282.5 / 264.8 / 229.5 / 211.86 / 194.2 / 158.8	424 / 353 / 324 / 277 / 247 / 224 / 182	618 / 512 / 471 / 436 / 395 / 336 / 283	677 / 588 / 559 / 500 / 471 / 441 / 412
Sound level		dB (A)	51 / 47 / 44 / 42 / 41 / 38 / 36	57 / 49 / 48 / 45 / 43 / 42 / 37	60 / 56 / 54 / 52 / 50 / 46 / 42	61 / 57 / 55 / 52 / 50 / 48 / 46
Fan motor power output		W	20	15	45	60
Fan motor RLA		A	0.30	0.40	0.70	0.45
Deflector stepper motor power output		W	1.5	1.5	2.5	2.5
Net weight		lb (kg)	19.8 (9)	19.8 (9)	28.7 (13)	33 (18)

Outdoor Unit						
Air flow volume		m ³ /hr	1950	1950	2520	3200
Sound level		dB (A)	51	52	57	57
Compressor power input		W	756	857	1295	1330
Compressor LRA		A	-	-	25	35
Compressor RLA		A	5.20	7.30	9.35	10.45
Fan motor power output		W	30	30	30	60
Fan motor RLA		A	0.4	0.6	0.9	0.6
Refrigerant volume (R410A)		oz (g)	24.7 (700)	27.5 (750)	44.1 (1150)	52.9 (1500)
Net weight		lb (kg)	56.22 (25.5)	57.33 (26)	71.70 (32.5)	97 (44)
Operating ambient temperature	Cooling	°C (°F)	-18 to 46 (0 to 115)			
	Heating	°C (°F)	-25 to 24 (-13 to 75)			

Connection Piping/Refrigerant						
Pre-charge length		ft. (m)	25 (7.5)	25 (7.5)	25 (7.5)	25 (7.5)
Additional refrigerant charge		oz/ft. (g/m)	0.2 (20)	0.2 (20)	0.2 (20)	0.5 (50)
Liquid pipe outer diameter		in.	1/4	1/4	1/4	1/4
Gas pipe outer diameter		in.	3/8	3/8	1/2	5/8
Maximum height difference		ft. (m)	33 (10)	33 (10)	33 (10)	82 (25)
Maximum total length		ft. (m)	66 (20)	66 (20)	82 (25)	82 (25)

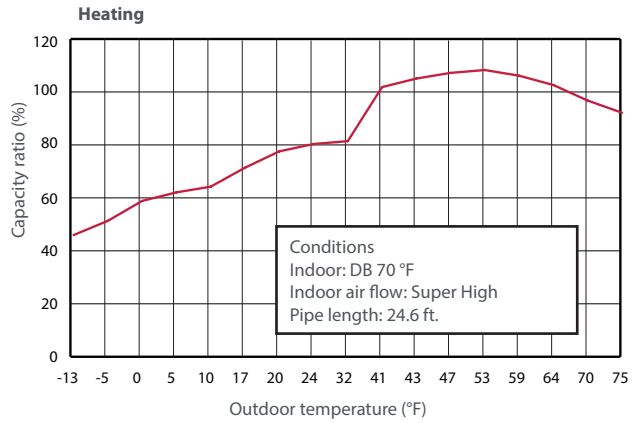
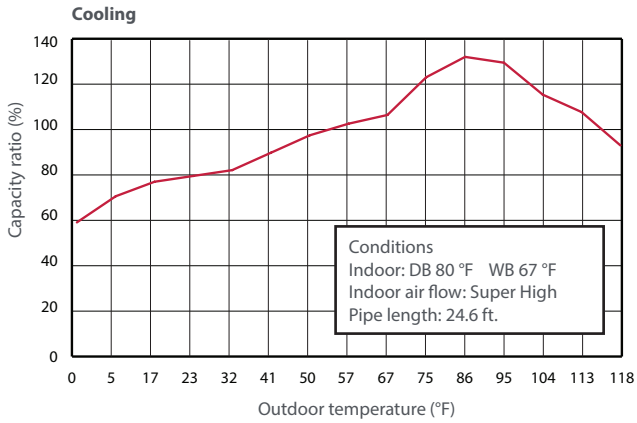
¹ 1 indoor unit and 1 outdoor unit. Note that each unit is individually packaged.

Options

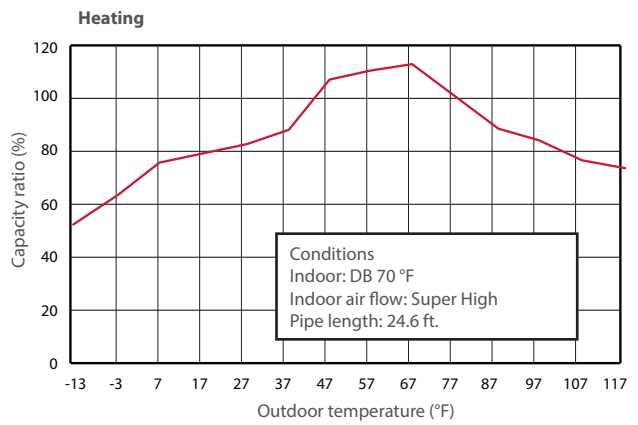
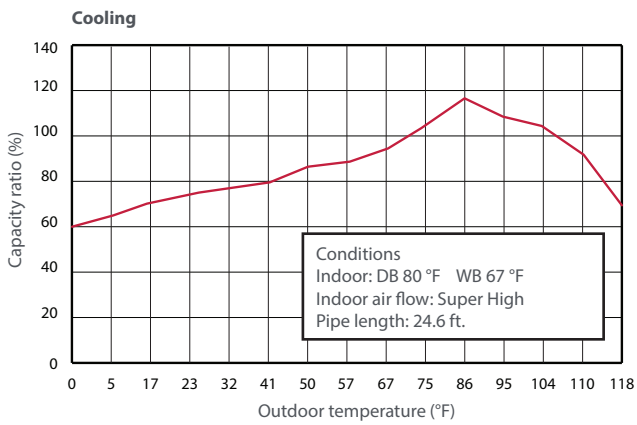
See OTP Options section

Capacity Variation Ratio According to Temperature

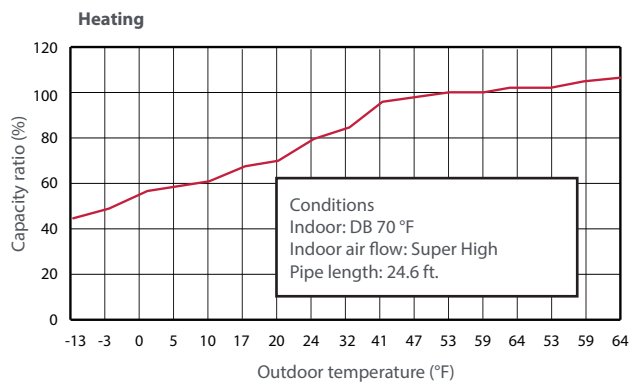
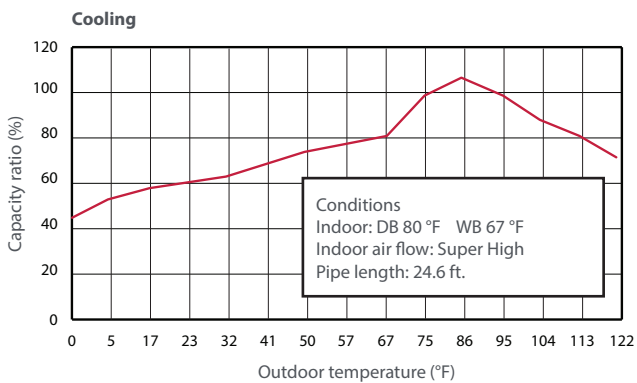
CHD09 & CHD12



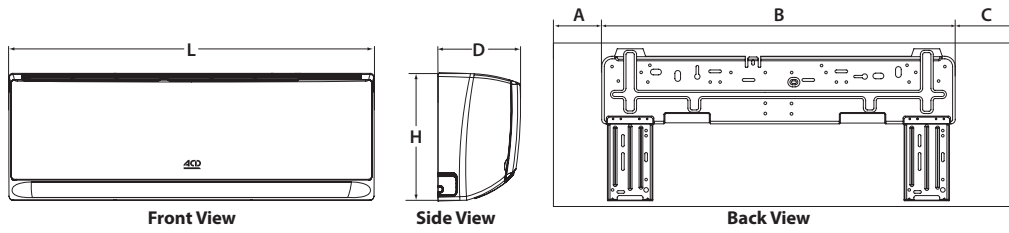
CHD18



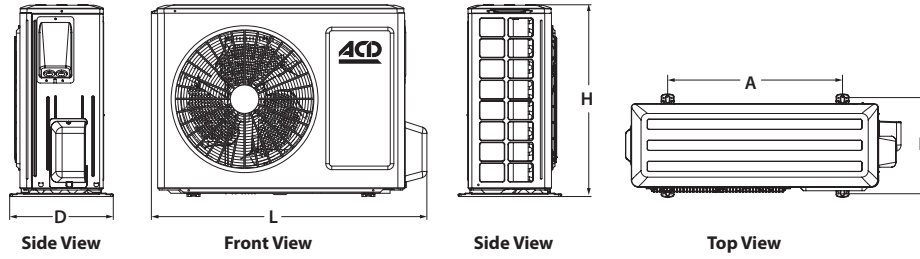
CHD24



Indoor Unit



Outdoor Unit



Indoor Unit	L		H		D		A		B		C	
	in.	mm	in.	mm	in.	mm	in.	mm	in.	mm	in.	mm
CHD09KCH19S-I CHD12KCH17S-I	32 7/8	835	10 7/8	275	7 7/8	200	7 1/16	119	18 5/32	542	7 11/16	184
CHD18KCH17S-I	37 1/8	943	13 1/8	333	9 11/16	246	7 17/32	102	22 1/16	686	7 1/2	183
CHD24KCH18S-I	42 7/16	1078	13 1/8	333	9 11/16	246	10 3/16	206	22 1/16	686	10 5/32	186

Outdoor Unit	L		H		D		A		B	
	in.	mm	in.	mm	in.	mm	in.	mm	in.	mm
CHD09KCH19S-O CHD12KCH17S-O	28 13/16	732	21 54/64	555	13	330	17 15/16	540	12 3/16	286
CHD18KCH17S-O	31 37/64	802	21 54/64	555	13 50/64	350	20 5/32	559	13 2/32	364
CHD24KCH18S-O	37 3/4	958	26	660	15 53/64	402	22 13/32	610	14 19/32	395

OTP-C Champagne Ductless Single Zone Heat Pump



Indoor Unit



Outdoor Unit



Performance up to



-18°C
0°F

Cooling



-25°C
-13°F

Heating

Up to



(except OCD30 & OCD36)

Features

Operation mode

- Cooling, heating, dehumidifying, fan and auto.

Nominal capacity

- 9000, 12000, 15000, 18000, 24000, 30000, 36000 BTU/hr.

Voltage

- 230/208V, 60 Hz, 1-phase.

Indoor unit

- High wall installation, dual side connection.
- Plastic housing, standard white.
- 4-speed cross-flow fan (turbo, high, medium and low).
- Washable filters.

Outdoor unit

- Variable speed rotary compressor (INVERTER), with overload protection.
- Electronic expansion valve for precise control of refrigerant flow.
- Condenser fins covered with a hydrophilic coating for improved corrosion resistance.
- Large diameter quiet axial-flow fan for more efficient heat exchange.
- Smart pan heater to prevent ice formation.
- Compressor blanket and preheating technology.
- Installation on aluminum wall bracket or ground stand (optional).

Connection piping

- Minimum piping length of 10 ft. (3 m).
- Flared connections.

Control

- Wireless remote included.
- Wired wall controller available.
- Wi-Fi capability (option KIT-WIFI required).
- Interface (options HP6000ZB-GE and GT130 required).
- Set temperature: 16 to 30 °C (61 to 86 °F).
- Temperature display format: °C or °F.

Warranty

- 10-year basic warranty on parts and 10-year basic warranty on the compressor (labor not included).

Application

- Dining room-kitchen, living room, family room, commercial building, office building, condo, restaurant.

Includes



Smart Pan Heater



Crankcase Heater



Fin Coating



Quiet Design



Smart Defrosting



Smart Preheating



Auto Restart



Auto-Clean



Self-Diagnosis



Turbo Mode



Up & Down Swing



Timer



I Feel



Lock



Wireless Remote

Optional



Wall Controller



Wi-Fi

OTP-C

Models

Product # ¹	Indoor Unit Outdoor Unit	OCD09KCH23S-I OCD09KCH23S-O	OCD12KCH22S-I OCD12KCH22S-O	OCD15KCH20S-I OCD15KCH20S-O	OCD18KCH20S-I OCD18KCH20S-O	OCD24KCH20S-I OCD24KCH20S-O	OCD30KCH18S-I OCD30KCH18S-O	OCD36KCH18S-I OCD36KCH18S-O	
Technical Performance									
Voltage	Volts	230/208	230/208	230/208	230/208	230/208	230/208	230/208	
Cooling capacity	Nominal	W (BTU/hr)	2638 (9000)	3517 (12000)	4400 (15000)	5275 (18000)	6448 (22000)	8200 (28000)	9850 (33600)
	Min. – max.	W (BTU/hr)	909 - 2813 (3100 - 9600)	909 - 3810 (3100 - 13000)	2000 - 5860 (6800 - 20000)	1993 - 5861 (6800 - 20000)	2000 - 8000 (6824 - 27296)	2780 - 8800 (9485 - 30026)	2170 - 10550 (7404 - 35997)
Heating capacity	Nominal	W (BTU/hr)	3224 (11000)	3810 (13000)	4700 (16000)	5803 (19800)	6741 (23000)	8320 (28400)	10140 (34600)
	Min. – max.	W (BTU/hr)	560 - 3517 (1911 - 12000)	703 - 4103 (2400 - 14000)	2150 - 6890 (7340 - 23500)	2151 - 6887 (7340 - 23500)	2000 - 9000 (6824 - 30708)	2930 - 9670 (9997 - 32994)	4390 - 10550 (14979 - 35997)
Used cooling power input	Nominal	W	630	960	1189	1435	1760	4100	
	Min. – max.	W	160 - 1300	200 - 1350	750 - 2150	450 - 2150	450 - 3000	600 - 3900	450 - 4300
Used heating power input	Nominal	W	1020	1100	1382	1730	2000	3800	
	Min. – max.	W	160-1350	400 - 1400	580 - 2600	580 - 2600	450 - 3000	650 - 4000	560 - 4300
Used rated input	W	1350	1400	3000	3000	3000	4000	4300	
Rated current	A	6	6.3	12.56	12.56	14.5	17	20	
MCA	A	9	9	16	16	20	20	24	
Max. over-current protection (MOCP)	A	15	15	25	25	30	30	40	
SEER	-	23	22	20	20	20	18	18	
HSPF	-	10.5	11	11	10	10	9	9	
EER	W/W	4.19	3.66	3.7	3.68	3.66	3.04	2.4	
COP	W/W	3.16	3.46	3.4	3.35	3.37	2.97	2.67	
AHRI number	-	201863350	201863351	-	201863352	201863353	202110509	202110510	
ENERGY STAR	-								

Indoor Unit

Dehumidification	pt/hr (l/hr)	1.69 (0.80)	2.96 (1.4)	3.8 (1.8)	3.8 (1.80)	4.23 (2.00)	6.34 (3.00)	7.4 (3.5)
Air flow volume	T / H / M / L ²	cfm 377 / 288 / 241 / 170	400 / 288 / 241 / 171	559 / 488 / 412 / 335	559 / 488 / 412 / 335	706 / 647 / 589 / 530	706 / 618 / 530 / 412	736 / 647 / 530 / 412
Sound level	T / H / M / L ²	dB (A) 43 / 39 / 35 / 29	45 / 39 / 35 / 29	49 / 44 / 41 / 36	47 / 43 / 40 / 39	48 / 44 / 40 / 36	-	-
Fan motor power output	W	20	20	60	60	60	70	70
Fan motor RLA	A	0.09	0.09	0.24	0.24	0.38	0.4	0.4
Deflector stepper motor power output	W	1.5	1.5	2.5	2.5	2.5	1.5	1.5
Net weight	lb (kg)	22 (10)	22 (10)	30 (13.5)	28 (12.5)	34 (15.5)	42 (19)	42 (19)

Outdoor Unit

Air flow volume	cfm	1800	2000	3200	3200	4000	4000	4400
Sound level	dB (A)	53	54	58	55	59	62	65
Compressor power input	W	845	845	1440	1440	2550	2450	3010
Compressor LRA	A	-	-	25	25	25	4	67
Compressor RLA	A	4	4	12.08	12.08	11.5	13.45	17.5
Fan motor power output	W	30	30	60	60	92	120	170
Fan motor RLA	A	-	0.36	0.49	0.49	0.65	0.45	0.73
Refrigerant volume (R410A)	oz (g)	45.9 (1301)	47.6 (1349)	56.44 (1600)	56.44 (1600)	77.6 (2200)	84.66 (2.4)	91.71 (2.6)
Net weight	lb (kg)	78 (35.5)	86 (39)	106 (48)	106 (48)	142 (65.5)	154.5 (70)	161 (73)
Operating ambient temperature	Cooling	°C (°F)			-18 to 46 (0 to 115)			
	Heating	°C (°F)			-25 to 24 (-13 to 75)			

Connection Piping/Refrigerant

Pre-charge length	ft. (m)	25 (7.5)	25 (7.5)	25 (7.5)	25 (7.5)	25 (7.5)	25 (7.5)	25 (7.5)
Additional refrigerant charge	oz/ft. (g/m)	0.2 (20)	0.2 (20)	0.2 (20)	0.2 (20)	0.5 (50)	0.5 (50)	0.5 (50)
Liquid pipe outer diameter	in.	1/4	1/4	1/4	1/4	1/4	1/4	1/4
Gas pipe outer diameter	in.	3/8	1/2	5/8	5/8	5/8	5/8	5/8
Maximum height difference	ft. (m)	33 (10)	33 (10)	33 (10)	33 (10)	33 (10)	33 (10)	33 (10)
Maximum total length	ft. (m)	49 (15)	66 (20)	82 (25)	82 (25)	82 (25)	98 (30)	98 (30)

¹ 1 indoor unit and 1 outdoor unit. Note that each unit is individually packaged.

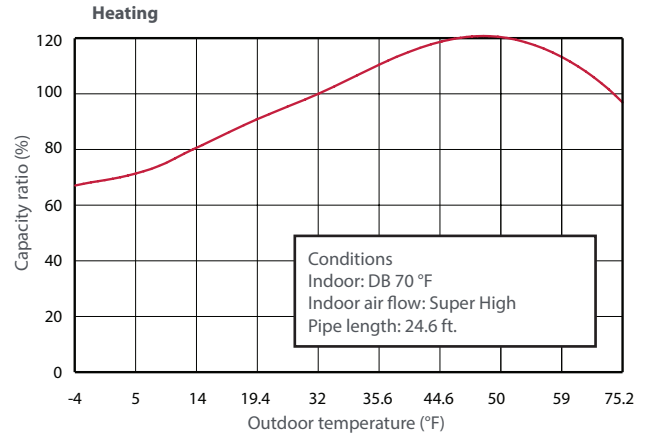
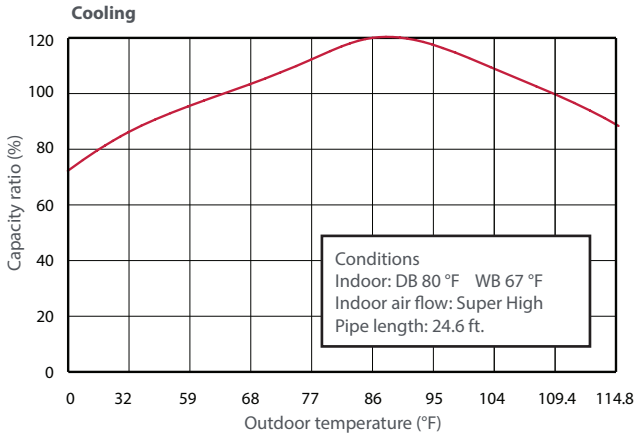
² Cross-Flow Fan Speeds: (T) Turbo / (H) High / (M) Medium / (L) Low.

Options

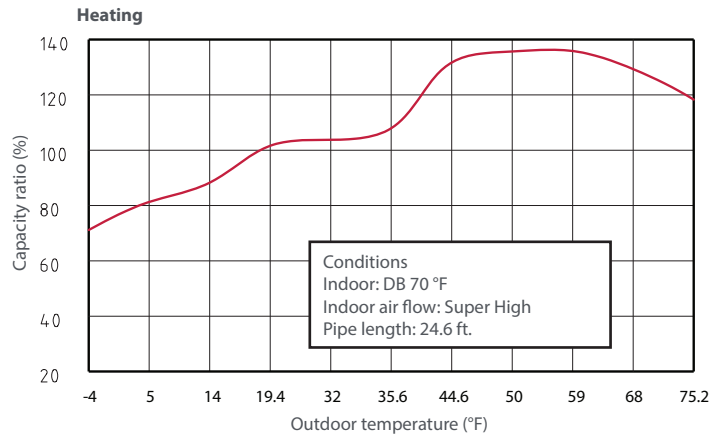
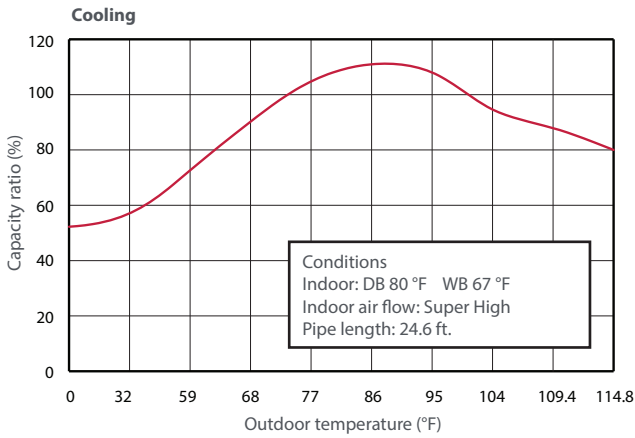
See OTP Options section

Capacity Variation Ratio According to Temperature

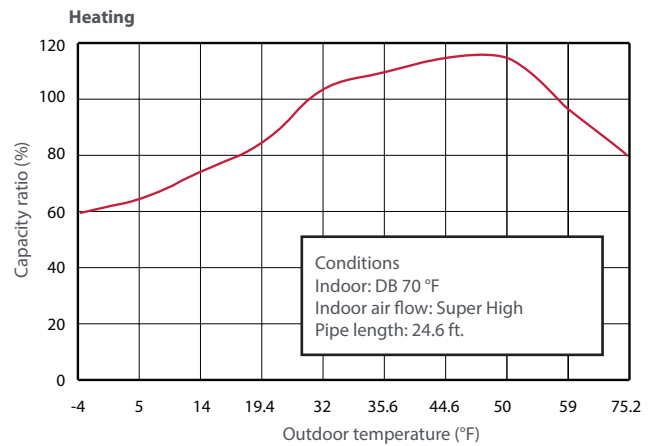
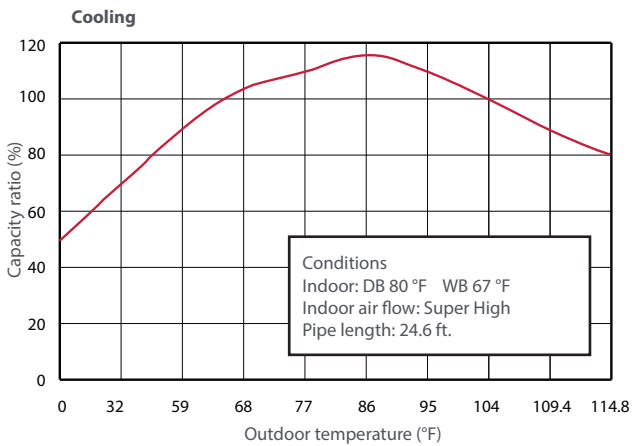
OCD09 & OCD12



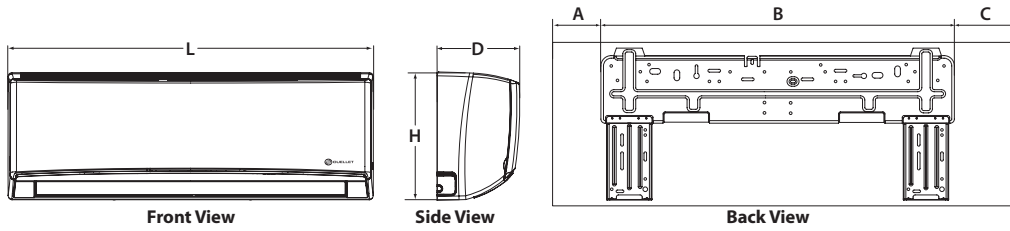
OCD15, OCD18 & OCD24



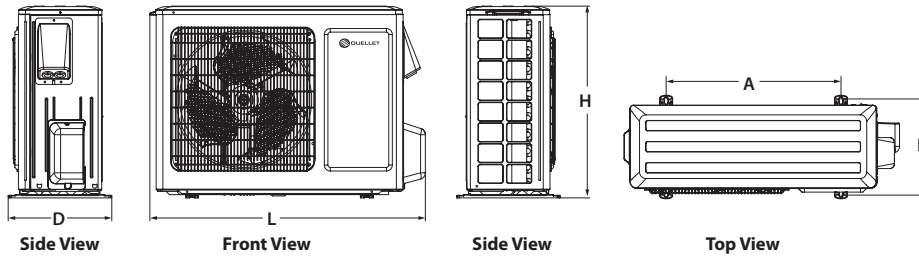
OCD30 & OCD36



Indoor Unit



Outdoor Unit




Indoor Unit	L		H		D		A		B		C	
	in.	mm	in.	mm	in.	mm	in.	mm	in.	mm	in.	mm
OCD09KCH235-I OCD12KCH225-I		845	11 3/8	289	8 1/4	209	4 11/16	119	21 5/16	542	7 1/4	184
OCD15KCH205-I		970	11 13/16	300	8 13/16	224	4	102	27	686	7 3/16	183
OCD18KCH205-I		970	11 13/16	300	8 13/16	224	4	102	27	686	7 3/16	183
OCD24KCH205-I		1078	12 13/16	325	9 11/16	246	8 1/8	206	27	686	7 5/16	186
OCD30KCH185-I		1350	12 13/16	325	9 31/32	253	8 1/8	206	27	686	7 5/16	186
OCD36KCH185-I		1350	12 13/16	325	9 31/32	253	8 1/8	206	27	686	7 5/16	186

Outdoor Unit	L		H		D		A		B	
	in.	mm	in.	mm	in.	mm	in.	mm	in.	mm
OCD09KCH235-O		848	21 1/4	540	12 5/8	320	21 1/4	540	11 1/4	286
OCD12KCH225-O		848	23 5/16	592	12 5/8	320	21 1/4	540	11 1/4	286
OCD15KCH205-O		955	27 9/16	700	15 9/16	396	22	559	14 5/16	364
OCD18KCH205-O		955	27 9/16	700	15 9/16	396	22	559	14 5/16	364
OCD24KCH205-O		980	31 1/8	790	16 13/16	427	24	610	15 9/16	395
OCD30KCH185-O		980	31 1/8	790	16 13/16	427	24	610	15 9/16	395
OCD36KCH185-O		980	31 1/8	790	16 13/16	427	24	610	15 9/16	395

OTP-P Pacific Ductless Single Zone Heat Pump



Indoor Unit
(Muse head model)



Outdoor Unit



Performance up to



Cooling



Heating

Up to

25.5 SEER2
IN COOLING

10.2 HSPF2
IN HEATING



Features

Operation mode

- Cooling, heating, dehumidifying, fan and auto.

Nominal capacity

- 9000, 12000, 18000, 24000 BTU/hr.

Voltage

- 230/208V, 60 Hz, 1-phase.

Indoor unit

- High wall installation, dual side connection.
- Plastic housing, standard white.
- 7-speed cross-flow fan (auto, turbo, high, medium-high, medium, low and very low)
- Washable filters.

Outdoor unit

- Variable speed rotary compressor (INVERTER), with overload protection.
- Electronic expansion valve for precise control of refrigerant flow.
- Condenser fins covered with a hydrophilic coating for improved corrosion resistance.
- Large diameter quiet axial-flow fan for more efficient heat exchange.
- Smart pan heater to prevent ice formation.
- Compressor blanket and preheating technology.
- Installation on aluminum wall bracket or ground stand (optional).

Connection piping

- Minimum piping length of 10 ft. (3 m).
- Flared connections.

Control

- Wireless remote included.
- Wired wall controller available.
- Wi-Fi in option.
- Interface (optional HP6000ZB-GE and GT130 required).
- Set temperature: 16 to 30 °C (61 to 86 °F).
- Temperature display format: °C or °F.

Warranty

- 10-year basic warranty on parts and 10-year basic warranty on the compressor (labor not included).

Application

- Dining room-kitchen, living room, family room, commercial building, office building, condo, restaurant..

Includes



Smart Pan Heater



Crankcase Heater



Fin Coating



Quiet Design



Smart Defrosting



Smart Preheating



Auto Restart



Auto-Clean



Self-Diagnosis



Sleep Mode



Turbo Mode



Up & Down Swing



Left & Right Swing



Timer



I Feel



Lock



Wireless Remote

Optional



Wall Controller



Wi-Fi

OTP-P

Models

Product # ¹	Indoor Unit (Muse head model) Outdoor Unit	PUD09KCH25S-I PUD09KCH25S-O	PUD12KCH24S-I PUD12KCH24S-O	PUD18KCH23S-I PUD18KCH23S-O	PUD24KCH24S-I PUD24KCH24S-O	
Technical Performance						
Voltage	Volts	230/208	230/208	230/208	230/208	
Cooling capacity	Nominal	W (BTU/hr)	2667 (9100)	3517 (12000)	5275 (18000)	6450 (22000)
	Min. – max.	W (BTU/hr)	450 - 3150 (1535 - 10748)	900 - 4132 (3070 - 14100)	1500 - 6200 (5118 - 21154)	2600 - 8200 (8870 - 28000)
Heating capacity	Nominal	W (BTU/hr)	3077 (10500)	3517 (12000)	5275 (18000)	7040 (24000)
	Min. – max.	W (BTU/hr)	1000 - 4300 (3412 - 14671)	900 - 4543 (3071 - 15500)	1500 - 6200 (5118 - 21154)	2100 - 9000 (7200 - 30708)
Used cooling power input	Nominal	W	619	961	1384	1679
	Min. – max.	W	130 - 1013	220 - 1400	130 - 2300	290 - 2600
Used heating power input	Nominal	W	848	923	1384	1870
	Min. – max.	W	228 - 1343	220 - 1500	250 - 2350	470 - 3100
Used rated input	W	1343	1500	2350	3100	
Rated current	A	4.73	6.30	11.50	15.30	
MCA	A	10	10	14	16	
Max. over-current protection (MOCP)	A	15	15	20	25	
SEER2 (SEER)	-	25.5 (25.5)	24 (24)	23.5 (23)	24.5 (24)	
HSPF2 (HSPF)	-	10.2 (12)	9 (11)	9 (11)	9.5 (11)	
EER	W/W	4.31	3.66	3.81	3.85	
COP	W/W	3.90	3.81	3.81	3.79	
AHRI number	-	210534142	210534143	211619266	210534144	
ENERGY STAR	-					
Indoor Unit						
Dehumidification	pt/hr (l/hr)	1.69 (0.80)	2.96 (1.4)	3.80 (1.8)	5 (2.40)	
Air flow volume	cfm	353 / 323 / 294 / 264 / 235 / 176 / 158	400 / 364 / 329 / 288 / 264 / 247 / 229	589 / 500 / 441 / 412 / 383 / 353 / 324	736 / 588 / 530 / 471 / 441 / 412 / 383	
Sound level	dB (A)	50 / 47 / 45 / 42 / 39 / 36 / 35	53 / 48 / 46 / 44 / 42 / 40 / 37	59 / 53 / 51 / 50 / 47 / 43 / 39	62 / 54 / 52 / 49 / 48 / 46 / 44	
Fan motor power output	W	15	15	45	60	
Fan motor RLA	A	0.22	0.20	0.35	0.30	
Deflector stepper motor power output	W	1.5	1.5	1.5	1.5	
Net weight	lb (kg)	21 (9.5)	21 (9.5)	29 (13.5)	35 (16)	
Outdoor Unit						
Air flow volume	m ³ /hr	2200	2200	3600	4500	
Sound level	dB (A)	52	52	59	62	
Compressor power input	W	800	784	1196	1350	
Compressor LRA	A	-	-	-	-	
Compressor RLA	A	6.50	6.80	9.25	11	
Fan motor power output	W	30	30	60	90	
Fan motor RLA	A	0.4	0.4	0.9	0.6	
Refrigerant volume (R410A)	oz (g)	35.28 (1000)	42.33 (1200)	54.70 (1550)	60 (1700)	
Net weight	lb (kg)	70.5 (32)	70.5 (32)	98 (44.5)	108 (49)	
Operating ambient temperature	Cooling	°C (°F)				
	Heating	°C (°F)				
		-29 to 50 (-20 to 122) -30 to 30 (-22 to 86)				
Connection Piping/Refrigerant						
Pre-charge length	ft. (m)	25 (7.5)	25 (7.5)	25 (7.5)	25 (7.5)	
Additional refrigerant charge	oz/ft. (g/m)	0.2 (20)	0.2 (20)	0.5 (50)	0.5 (50)	
Liquid pipe outer diameter	in.	1/4	1/4	1/4	1/4	
Gas pipe outer diameter	in.	3/8	1/2	5/8	5/8	
Maximum height difference	ft. (m)	33 (10)	33 (10)	33 (10)	82 (25)	
Maximum total length	ft. (m)	49 (15)	66 (20)	82 (25)	131 (40)	

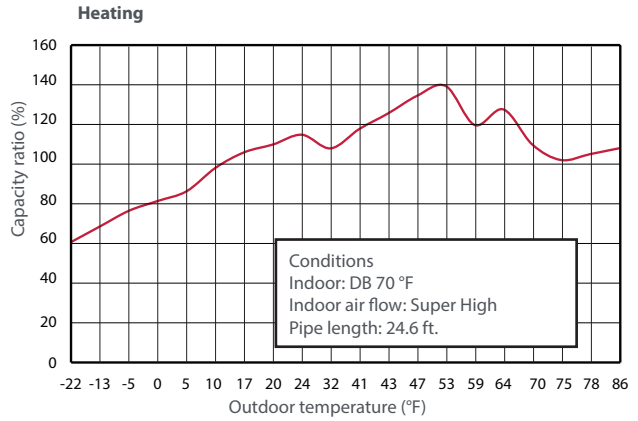
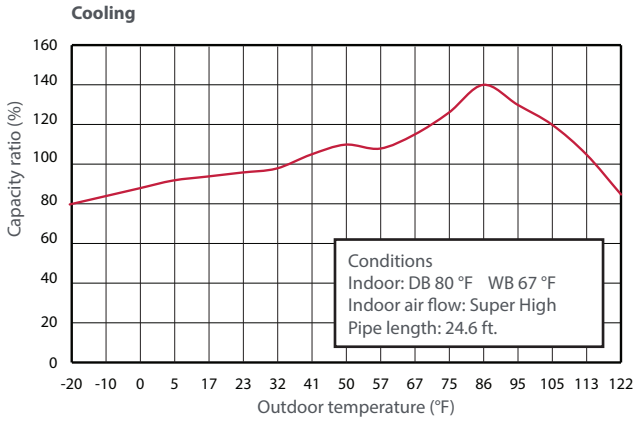
¹ 1 indoor unit and 1 outdoor unit. Note that each unit is individually packaged.

Options

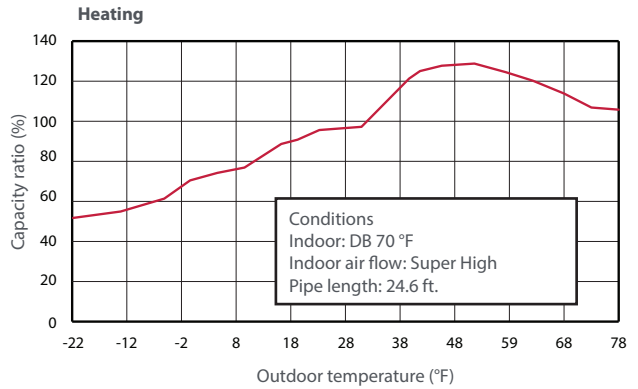
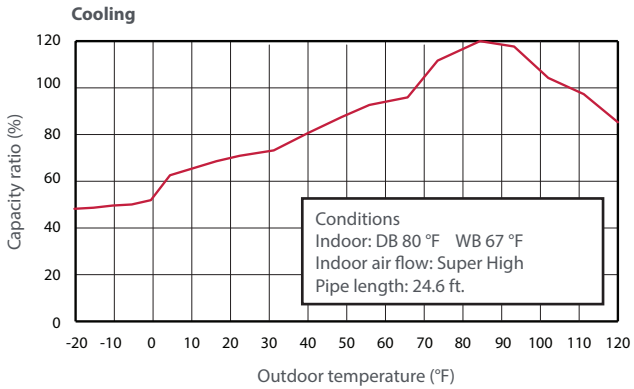
See OTP Options section

Capacity Variation Ratio According to Temperature

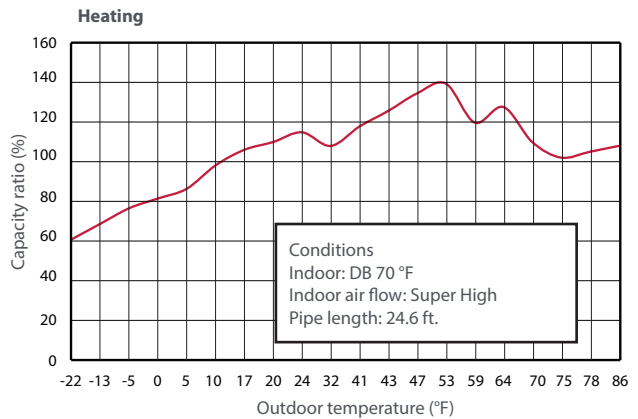
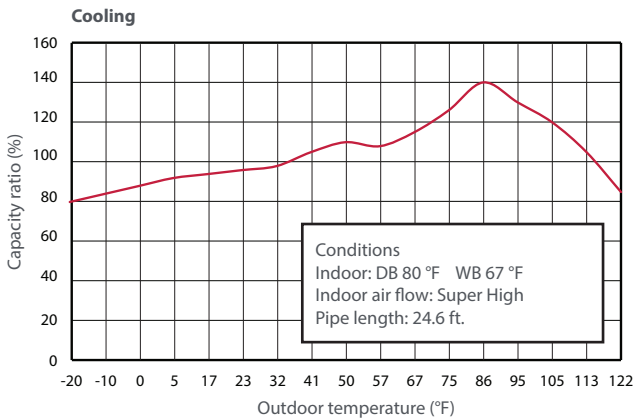
PUD09



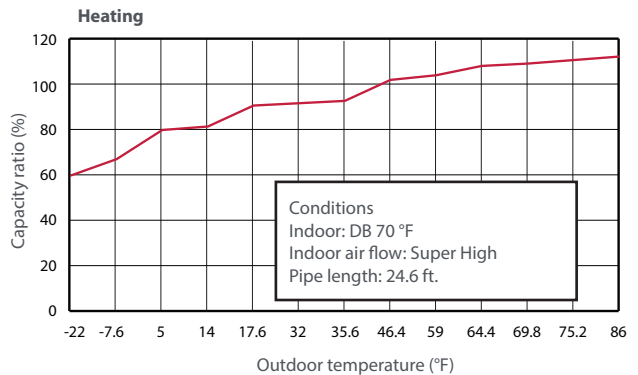
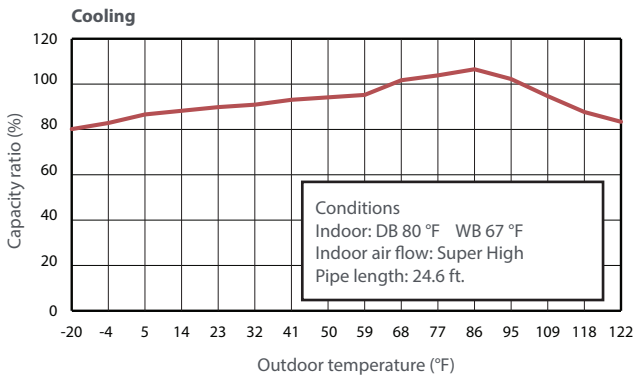
PUD12



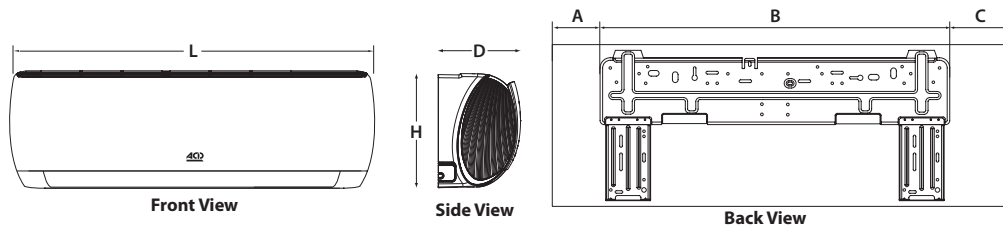
PUD18



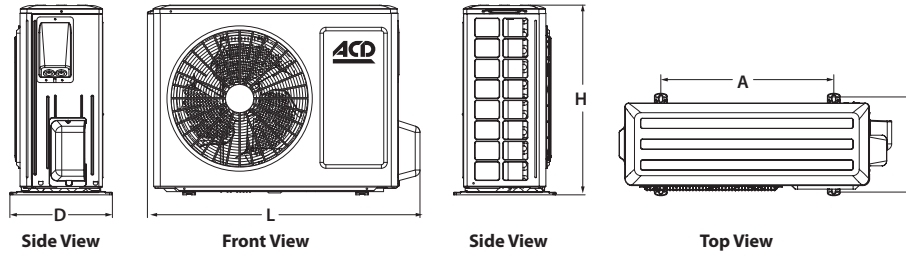
PUD24



Indoor Unit



Outdoor Unit



Indoor Unit (Muse head model)	L		H		D		A		B		C	
	in.	mm	in.	mm	in.	mm	in.	mm	in.	mm	in.	mm
PUD09KCH25S-I PUD12KCH24S-I	34 3/8	848	11 1/2	291	8 5/16	211	5 7/8	149	21 5/16	542	8 1/32	204
PUD18KCH23S-I	39 3/16	995	12 1/4	311	8 11/16	221	8 1/2	203	27	686	9 1/4	235
PUD24KCH24S-I	43 1/2	1105	13 7/64	333	9 11/16	246	8 1/2	203	27	686	9 1/4	235

Outdoor Unit	L		H		D		A		B	
	in.	mm	in.	mm	in.	mm	in.	mm	in.	mm
PUD09KCH25S-O PUD12KCH24S-O	31 37/64	802	21 54/64	555	13 50/64	350	20 5/32	512	13 5/64	332
PUD18KCH23S-O	37 46/64	958	26	660	15 53/64	402	24	610	15 9/16	395
PUD24KCH24S-O	39 6/16	1000	29 6/16	746	16 13/16	427	24	610	15 9/16	395

OTP-O

Olympia Ductless Single Zone Heat Pump



Indoor Unit



Outdoor Unit

Performance up to



Cooling



Heating

Up to



Features

Operation mode

- Cooling, heating, dehumidifying, fan and auto.

Nominal capacity

- 9000, 12000, 18000, 24000 BTU/hr.

Voltage

- 230/208V, 60 Hz, 1-phase.

Indoor unit

- High wall installation, dual side connection.
- Plastic housing, standard white.
- 7-speed cross-flow fan (turbo, high, medium-high, medium, medium-low, low and quiet).
- Washable filters.

Outdoor unit

- Variable speed rotary compressor (INVERTER), with overload protection.
- Electronic expansion valve for precise control of refrigerant flow.
- Condenser fins covered with a hydrophilic coating for improved corrosion resistance.
- Large diameter quiet axial-flow fan for more efficient heat exchange.
- Smart pan heater to prevent ice formation.
- Compressor blanket and preheating technology.
- Installation on aluminum wall bracket or ground stand (optional).

Connection piping

- Minimum piping length of 10 ft. (3 m).
- Flared connections.

Control

- Wireless remote included.
- Wired wall controller available.
- Wi-Fi capability.
- Interface (options HP6000ZB-GE and GT130 required).
- Set temperature: 16 to 30 °C (61 to 86 °F).
- Temperature display format: °C or °F.

Warranty

- 10-year basic warranty on parts and 10-year basic warranty on the compressor (labor not included).

Application

- Dining room-kitchen, living room, family room, commercial building, office building, condo, restaurant.

Includes



Smart Pan Heater



Crankcase Heater



Fin Coating



Quiet Design



Smart Defrosting



Smart Preheating



Auto Restart



Auto-Clean



Self-Diagnosis



Sleep Mode



Turbo Mode



Up & Down Swing



Left & Right Swing



Timer



I Feel



Lock



Wireless Remote



Wi-Fi

Optional



Wall Controller

Models

Product # ¹	Indoor Unit Outdoor Unit		UHD09KCH385B-I UHD09KCH385B-O	UHD12KCH315-I UHD12KCH315-O	UHD18KCH255-I UHD18KCH255-O	UHD24KCH225-I UHD24KCH225-O
Technical Performance						
Voltage		Volts	230/208	230/208	230/208	230/208
Cooling capacity	Nominal	W (BTU/hr)	2638 (9000)	3517 (12000)	5276 (18000)	6450 (22000)
	Min. – max.	W (BTU/hr)	450 - 3800 (1535 - 12966)	850 - 4500 (2900 - 15354)	1200 - 6400 (4094 - 21837)	2000 - 9000 (6800 - 30700)
Heating capacity	Nominal	W (BTU/hr)	2638 (9000)	3575 (12200)	5276 (18000)	7000 (24000)
	Min. – max.	W (BTU/hr)	700 - 4000 (2388 - 13648)	900 - 5500 (3071 - 18766)	1200 - 7200 (4094 - 24566)	2000 - 9500 (6800 - 32000)
Used cooling power input	Nominal	W	540	785	1330	1700
	Min. – max.	W	50 - 1400	75 - 1500	350 - 2500	450 - 3700
Used heating power input	Nominal	W	590	940	1500	2000
	Min. – max.	W	200-1500	250 - 1600	350 - 2500	380 - 3700
Used rated input		W	1500	1600	2500	3700
Rated current		A	6.2	6.5	10.8	16.4
MCA		A	9	9	22	22
Max. over-current protection (MOCP)		A	15	15	30	35
SEER		-	38	30.5	24.5	21.5
HSPF		-	15	14	12	12
EER		W/W	4.84	4.48	3.97	3.81
COP		W/W	4.47	3.8	3.52	3.5
AHRI number		-	202110483	202110484	202110485	202132789
ENERGY STAR		-				
Indoor Unit						
Dehumidification		pt/hr (l/hr)	1.69 (0.80)	2.96 (1.40)	3.80 (1.80)	4.23 (2)
Air flow volume	T / H / MH / M / ML / L / Q ²	cfm	424 / 383 / 353 / 324 / 294 / 265 / 206	500 / 471 / 441 / 353 / 324 / 265 / 235	736 / 677 / 618 / 559 / 500 / 457 / 353	824 / 765 / 706 / 647 / 589 / 500 / 383
Sound level	T / H / MH / M / ML / L / Q ²	dB (A)	43 / 40 / 38 / 36 / 33 / 31 / 19	49 / 46 / 43 / 40 / 37 / 34 / 22	51 / 48 / 45 / 42 / 39 / 36 / 34	52 / 49 / 46 / 43 / 40 / 37 / 34
Fan motor power output		W	60	60	60	70
Fan motor RLA		A	0.09	0.09	0.24	0.38
Deflector stepper motor power output		W	2.5 / 1.5	2.5 / 1.5	2.5 / 1.5	2.5
Net weight		lb (kg)	29.8 (13.5)	29.8 (13.5)	36.4 (16.5)	36.4 (16.5)
Outdoor Unit						
Air flow volume		cfm	2400	2400	2354	4000
Sound level		dB (A)	53	53	59	59
Compressor power input		W	1070	1070	2443	2443
Compressor LRA		A	35	35	30	30
Compressor RLA		A	6.9	6.9	15.5	16
Fan motor power output		W	30	30	90	90
Fan motor RLA		A	0.24	0.24	0.65	0.65
Refrigerant volume (R410A)		oz (g)	45.9 (1301)	49.4 (1400)	70.6 (2101)	81.1 (2299)
Net weight		lb (kg)	99.2 (45)	99.2 (45)	141.1 (64)	147.7 (67)
Operating ambient temperature	Cooling	°C (°F)			-18 to 54 (0 to 129)	
	Heating	°C (°F)			-30 to 24 (-22 to 75)	
Connection Piping/Refrigerant						
Pre-charge length		ft. (m)	25 (7.5)	25 (7.5)	25 (7.5)	25 (7.5)
Additional refrigerant charge		oz/ft. (g/m)	0.2 (20)	0.2 (20)	0.5 (50)	0.5 (50)
Liquid pipe outer diameter		in.	1/4	1/4	1/4	1/4
Gas pipe outer diameter		in.	1/2	1/2	5/8	5/8
Maximum height difference		ft. (m)	49 (15)	49 (15)	66 (20)	98 (30)
Maximum total length		ft. (m)	98 (30)	98 (30)	100 (30)	164 (50)

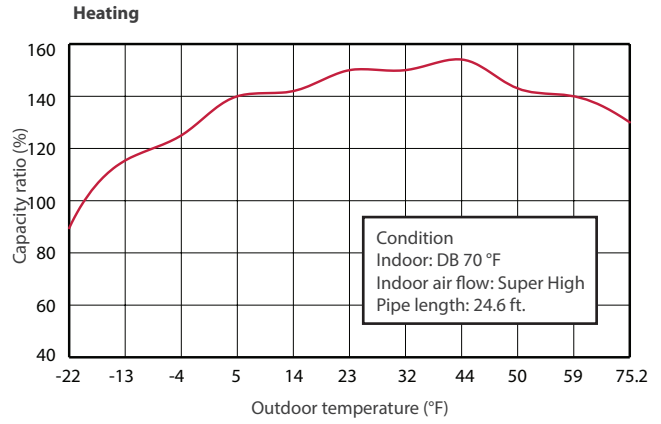
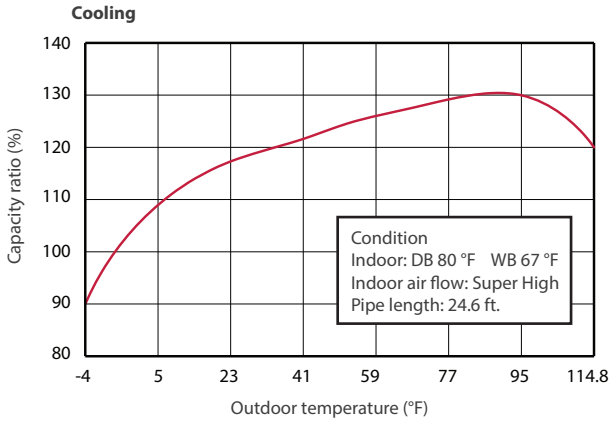
¹ 1 indoor unit and 1 outdoor unit. Note that each unit is individually packaged.
² Cross-Flow Fan Speeds: (T) Turbo / (H) High / (MH) Medium-High / (M) Medium / (ML) Medium-Low / (L) Low / (Q) Quiet.

Options

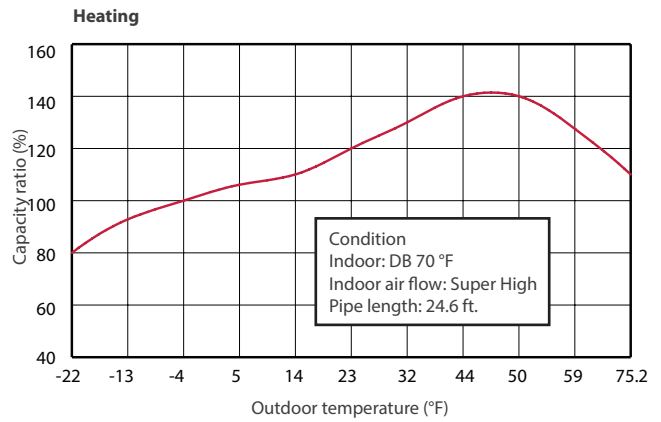
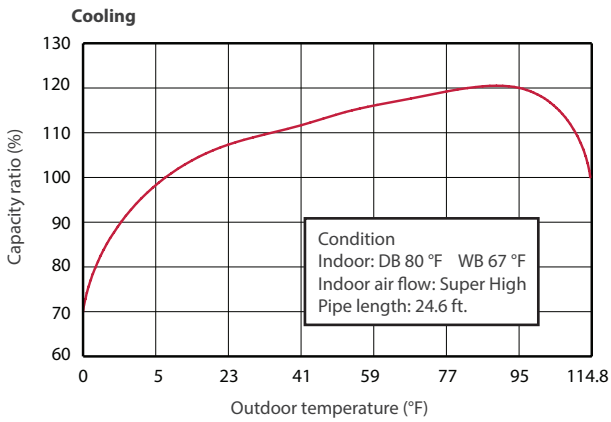
See OTP Options section

Capacity Variation Ratio According to Temperature

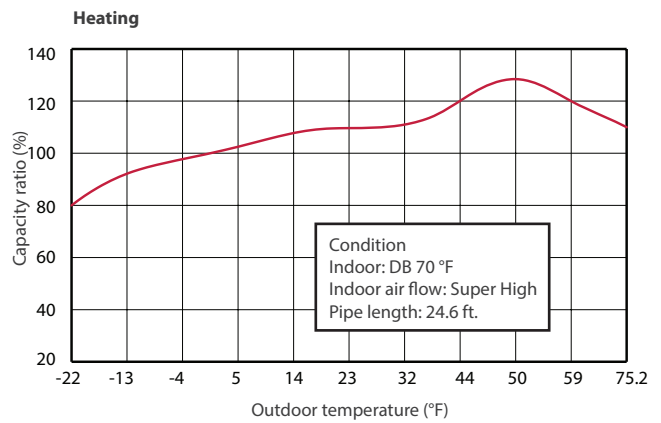
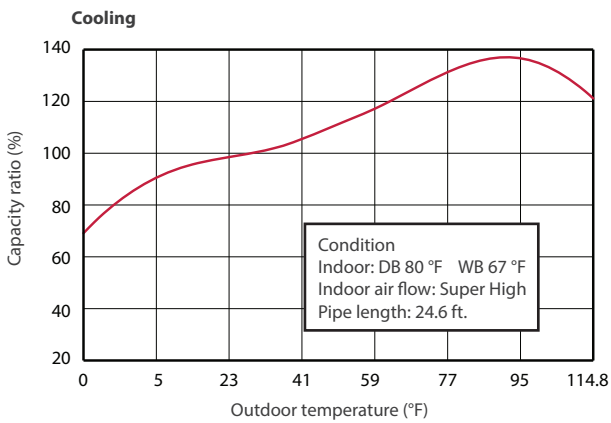
UHD09



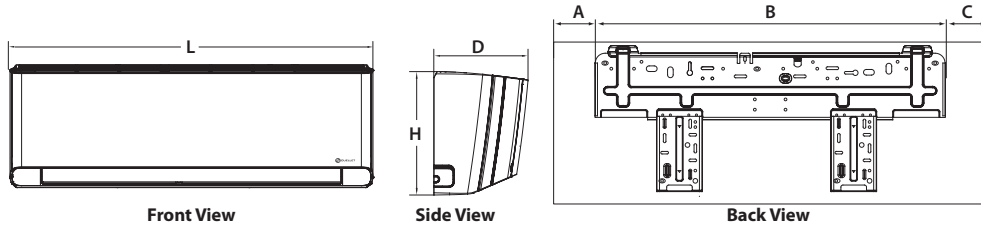
UHD12



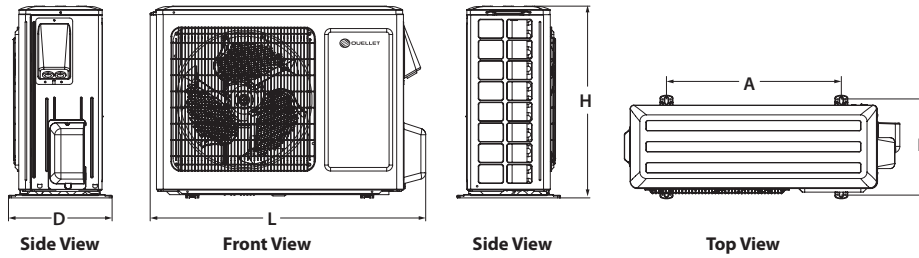
UHD18 & UHD24



Indoor Unit



Outdoor Unit



Indoor Unit	L		H		D		A		B		C	
	in.	mm	in.	mm	in.	mm	in.	mm	in.	mm	in.	mm
UHD09KCH38SB-I UHD12KCH31S-I	39 3/16	970	11 7/8	302	8 7/8	225	4 5/8	117	27	685	7 5/8	194
UHD18KCH25S-I UHD24KCH22S-I	43 3/8	1078	12 7/8	325	9 13/16	246	8 9/16	217	26 15/16	684	7 7/8	199

Outdoor Unit	L		H		D		A		B	
	in.	mm	in.	mm	in.	mm	in.	mm	in.	mm
UHD09KCH38SB-O UHD12KCH31S-O	35 3/8	899	23 1/2	596	14 7/8	378	21 2/3	550	13 1/2	343
UHD18KCH25S-O UHD24KCH22S-O	38 5/8	1000	31 1/8	790	16 13/16	427	24	610	15 9/16	395

OTP-MZ Myriad Plus Ductless Multizone Heat Pump



Indoor Units

Outdoor Unit



Performance up to



-30°C
-22°F

Cooling



-30°C
-22°F

Heating

Up to



Features

Operation mode

- Cooling, heating, dehumidifying, fan and auto.

Nominal capacity

- 18000, 24000, 30000, 36000, 42000 BTU/hr.

Voltage

- 230/208V, 60 Hz, 1-phase.

Indoor unit

- High wall installation, dual side connection.
- Plastic housing, standard white.
- Washable filters.

Outdoor unit

- Variable speed rotary compressor (INVERTER), with overload protection.
- Electronic expansion valve for precise control of refrigerant flow.
- Condenser fins covered with a hydrophilic coating for improved corrosion resistance.
- Large diameter quiet axial-flow fan for more efficient heat exchange.
- Smart pan heater to prevent ice formation.
- Compressor blanket and preheating technology.
- Installation on aluminum wall bracket or ground stand (optional).

Connection piping

- Minimum piping length of 10 ft. (3 m).
- Flared connections.

Control

- Wireless remote included with each indoor unit.
- Wired wall controller available.
- Wi-Fi.
- Set temperature: 16 to 30 °C (61 to 86 °F).
- Temperature display format: °C or °F.

Warranty

- 10-year basic warranty on parts and 10-year basic warranty on the compressor (labor not included).

Application

- Dining room-kitchen, living room, family room, commercial building, office building, condo, restaurant.

Includes



Smart Pan Heater



Crankcase Heater



Fin Coating



Quiet Design



Smart Defrosting



Smart Preheating



Auto Restart



Auto-Clean



Self-Diagnosis



Sleep Mode



Turbo Mode



Up & Down Swing



Left & Right Swing



Timer



I Feel



Lock



Wireless Remote

Optional



Wall Controller



Wi-Fi

Models - Outdoor Unit

Product #		MPD18KCH21SB-0	MPD24KCH21SB-0	MPD30KCH21SB-0	MPD36KCH21SB-0	MPD42KCH21SB-0	
Technical Performance							
Number of connectable indoor unit		-	1 to 2	2 to 3	2 to 4	2 to 5	
Voltage		Volts	230/208	230/208	230/208	230/208	
Cooling capacity	Nominal	W (BTU/hr)	4982 (17000)	6800 (23200)	8300 (28400)	9970 (34000)	10550 (36000)
	Min. - max.	W (BTU/hr)	2052 - 5744 (7000 - 19600)	2200 - 9200 (7500 - 31400)	2400 - 10000 (8190 - 34100)	2600 - 10500 (8871 - 35826)	2600 - 12000 (8871 - 40944)
Heating capacity	Nominal	W (BTU/hr)	5275 (18000)	7030 (24000)	8792 (30000)	10550 (36000)	11720 (40000)
	Min. - max.	W (BTU/hr)	2052 - 5744 (7000 - 19600)	2200 - 9200 (7500 - 31400)	2400 - 12000 (8188 - 40900)	2600 - 13000 (8871 - 44356)	2600 - 13500 (8871 - 46062)
Used cooling power input	Nominal	W	1420	1860	2270	2830	3000
Used heating power input	Nominal	W	1380	1800	2250	2900	3020
MCA		A	20	25	30	30	30
Max. over-current protection (MOCP)		A	20	25	35	45	45
SEER		-	21	21	21	21	21
HSPF		-	10	10	10	10	10
EER		W/W	3.52	3.66	3.66	3.52	3.52
COP		W/W	3.82	3.91	3.91	3.64	3.88
AHRI number		-	210534127	210534128	210534129	210534130	210534131
ENERGY STAR		-					
Air flow volume		cfm	1354	2236	3413	3413	3413
Sound level		dB (A)	64	68	74	74	74
Compressor power input		W	1295	1887	2047	2294	2294
Compressor LRA		A	-	-	-	-	-
Compressor RLA		A	9.95	12.1	14.25	18.2	18.4
Fan motor power output		W	30	60	130	130	130
Refrigerant volume (R410A)		oz (g)	45.9 (1300)	84.7 (2400)	105.8 (3000)	130.5 (3700)	134 (3800)
Net weight		lb (kg)	77 (35)	115 (52)	152 (69)	172 (78)	174 (79)
Operating ambient temperature	Cooling	°C (°F)		-30 to 48 (-22 to 118)		-30 to 48 (-22 to 118)	
	Heating	°C (°F)		-30 to 24 (-22 to 75)		-30 to 24 (-22 to 75)	
Connection Piping/Refrigerant							
Pre-charge length		ft. (m)	33 (10)	98 (30)	131 (40)	131 (40)	131 (40)
Additional refrigerant charge		oz/ft. (g/m)	0.2 (20)	0.2 (20)	0.2 (20)	0.2 (20)	0.2 (20)
Liquid pipe outer diameter		in.	1/4	1/4	1/4	1/4	1/4
Gas pipe outer diameter		in.	3/8	3/8	3/8	3/8	3/8
Max. height difference outdoor to indoor unit		ft. (m)	49 (15)	49 (15)	82 (25)	82 (25)	82 (25)
Max. total length		ft. (m)	131 (40)	197 (60)	262 (80)	262 (80)	328 (100)

OTP-MZ / OTP-P (Pacific)

Models - OTP-P (Pacific) Indoor Unit

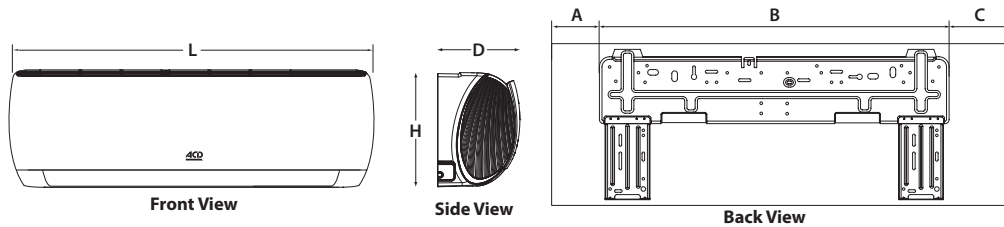
Product #		PUD09KCH25S-I	PUD12KCH24S-I	PUD18KCH23S-I	PUD24KCH24S-I
Cooling capacity	Nominal	W (BTU/hr) 2667 (9100)	3517 (12000)	5275 (18000)	6450 (22000)
	Min. – max.	W (BTU/hr) 450 – 3150 (1535 - 10748)	900 – 4132 (3070 - 14100)	1500 – 6200 (5118 - 21154)	2600 – 8200 (8870 - 28000)
Heating capacity	Nominal	W (BTU/hr) 3077 (10500)	3517 (12000)	5275 (18000)	7040 (24000)
	Min. – max.	W (BTU/hr) 1000 – 4300 (3412 - 14671)	900 – 4543 (3071 - 15500)	1500 – 6200 (5118 - 21154)	2100 – 9000 (7200 - 30708)
Dehumidification	pt/hr (l/hr)	1.69 (0.8)	2.96 (1.4)	3.8 (1.8)	5 (2.40)
Air flow volume	cfm	353 / 323 / 294 / 264 / 235 / 176 / 158	400 / 364 / 329 / 288 / 264 / 247 / 229	589 / 500 / 441 / 412 / 383 / 353 / 324	736 / 588 / 530 / 471 / 441 / 412 / 383
Sound level	dB (A)	50 / 47 / 45 / 42 / 39 / 36 / 35	53 / 48 / 46 / 44 / 42 / 40 / 37	59 / 53 / 51 / 50 / 47 / 43 / 39	62 / 54 / 52 / 49 / 48 / 46 / 44
Fan motor power output	W	15	15	45	60
Fan motor RLA	A	0.22	0.20	0.35	0.30
Deflector stepper motor power output	W	1.5	1.5	1.5	1.5
Net Weight	lb (kg)	21 (9.5)	21 (9.5)	29 (13.5)	35 (16)

Note that each unit is individually packaged.

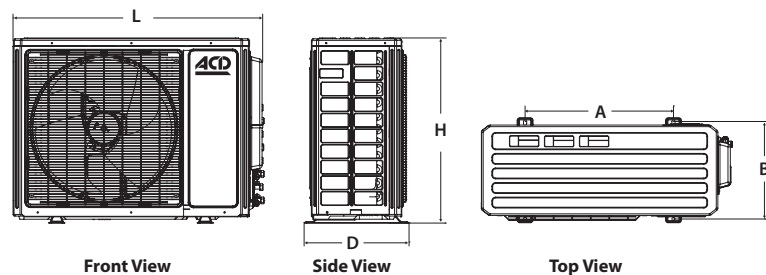
Options

See OTP Options section

Indoor Unit



Outdoor Unit



Indoor Unit	L		H		D		A		B		C	
	in.	mm	in.	mm	in.	mm	in.	mm	in.	mm	in.	mm
PUD09KCH25S-I PUD12KCH24S-I	32 1/2	825	11 1/2	293	7 23/32	196	5 7/8	149	21 5/16	542	8 1/32	204
PUD18KCH23S-I	39 3/16	995	12 1/4	311	8 11/16	221	8 1/2	203	27	686	9 1/4	235
PUD24KCH24S-I	43 1/2	1105	13 7/64	333	9 11/16	246	8 1/2	203	27	686	9 1/4	235

Outdoor Unit	L		H		D		A		B	
	in.	mm	in.	mm	in.	mm	in.	mm	in.	mm
MPD18KCH21SB-O	32 3/8	822	21 11/16	550	13 7/8	352	20 5/32	512	13 5/64	332
MPD24KCH21SB-O	37 15/16	964	26	660	15 13/16	402	22	559	14 1/2	368
MPD30KCH21SB-O										
MPD36KCH21SB-O	40 1/8	1020	32 1/2	826	17 5/16	427	24 13/16	630	14 13/16	376
MPD42KCH21SB-O										

OTP-MZ / OTP-P (Pacific)

To order

1 Choose the outdoor unit based on the system capacity required.


2 Choose the appropriate indoor unit combination by referring to the combination table below.
Refer to the legend to find the product # of the indoor units you want to order.

Note that each unit is individually packaged.

Example:

Outdoor unit required: MPD42KCH21SB-O

Indoor unit combination chosen: 09 + 09 + 12 + 12 + 12



Combination Table

Outdoor Unit	2 Indoor Units		3 Indoor Units		4 Indoor Units		5 Indoor Units	
MPD18KCH21SB-O	09 + 09							
	09 + 12							
	12 + 12							
MPD24KCH21SB-O	09 + 09		09 + 09 + 09					
	09 + 12		09 + 09 + 12					
	09 + 18		-					
	12 + 12		-					
	12 + 18		-					
MPD30KCH21SB-O	09 + 09		09 + 09 + 09		09 + 09 + 09 + 09			
	09 + 12		09 + 09 + 12		09 + 09 + 09 + 12			
	09 + 18		09 + 09 + 18		-			
	12 + 12		09 + 12 + 12		-			
	12 + 18		09 + 12 + 18		-			
	18 + 18		12 + 12 + 12		-			
MPD36KCH21SB-O	09 + 09		09 + 09 + 09		09 + 09 + 09 + 09		09 + 09 + 09 + 09 + 09	
	09 + 12		09 + 09 + 12		09 + 09 + 09 + 12		09 + 09 + 09 + 09 + 12	
	09 + 18		09 + 09 + 18		09 + 09 + 09 + 18		-	
	09 + 24		09 + 09 + 24		09 + 09 + 12 + 12		-	
	12 + 12		09 + 12 + 12		09 + 09 + 12 + 12		-	
	12 + 18		09 + 12 + 18		09 + 12 + 12 + 12		-	
	12 + 24		09 + 12 + 24		12 + 12 + 12 + 12		-	
	18 + 18		09 + 18 + 18		-		-	
	18 + 24		09 + 18 + 24		-		-	
	24 + 24		12 + 12 + 12		-		-	
	-		12 + 12 + 18		-		-	
	-		12 + 12 + 24		-		-	
	-		12 + 18 + 18		-		-	
MPD42KCH21SB-O	09 + 09		09 + 09 + 09		09 + 09 + 09 + 09		09 + 09 + 09 + 09 + 09	
	09 + 12		09 + 09 + 12		09 + 09 + 09 + 12		09 + 09 + 09 + 09 + 12	
	09 + 18		09 + 09 + 18		09 + 09 + 09 + 18		09 + 09 + 09 + 09 + 18	
	09 + 24		09 + 09 + 24		09 + 09 + 09 + 24		09 + 09 + 09 + 12 + 12	
	12 + 12		09 + 12 + 12		09 + 09 + 12 + 12		09 + 09 + 12 + 12 + 12	
	12 + 18		09 + 12 + 18		09 + 09 + 12 + 18		-	
	12 + 24		09 + 12 + 24		09 + 09 + 12 + 24		-	
	18 + 18		09 + 18 + 18		09 + 09 + 18 + 18		-	
	18 + 24		09 + 18 + 24		09 + 09 + 18 + 24		-	
	24 + 24		09 + 24 + 24		09 + 12 + 12 + 12		-	
	-		12 + 12 + 12		09 + 12 + 12 + 18		-	
	-		12 + 12 + 18		09 + 12 + 12 + 24		-	
	-		12 + 12 + 24		09 + 12 + 18 + 18		-	
	-		12 + 18 + 18		09 + 12 + 18 + 24		-	
	-		12 + 18 + 24		09 + 18 + 18 + 18		-	
	-		18 + 18 + 18		12 + 12 + 12 + 12		-	
	-		-		12 + 12 + 12 + 18		-	

The combinations in red represent the combinations that offer 100% performance of the system in heating mode.

It is important that the sum power of the indoor units does not exceed 133% of the power of the outdoor unit.

Legend

Code	BTU/hr	Product # Indoor Unit
09	9000 BTU/hr	PUD09KCH25S-I
12	12000 BTU/hr	PUD12KCH24S-I
18	18000 BTU/hr	PUD18KCH23S-I
24	24000 BTU/hr	PUD24KCH24S-I

OTP

Options

Product # Kit	Description
OTP-XK76	Programmable wired wall controller
HP6000ZB-GE ^{1,2}	Ductless heat pump smart interface, OTP-C, OTP-E, OTP-O series
GT130 ¹	Smart gateway that provides remote access to the HP6000ZB-GE
Insulated copper line	
D001412050BLK	1/4" insulated copper line, 50' long, sold in skid of 32 units
D003812050BLK	3/8" insulated copper line, 50' long, sold in skid of 30 units
D001212050BLK	1/2" insulated copper line, 50' long, sold in skid of 30 units
D005812050BLK	5/8" insulated copper line, 50' long, sold in skid of 17 units
D003412050BLK	3/4" insulated copper line, 50' long, sold in skid of 16 units
D007812050BLK	7/8" insulated copper line, 50' long, sold in skid of 6 units
D001412164BLK	1/4" insulated copper line, 164' long, sold in skid of 10 units
D003812164BLK	3/8" insulated copper line, 164' long, sold in skid of 10 units
D001212164BLK	1/2" insulated copper line, 164' long, sold in skid of 7 units
D005812164BLK	5/8" insulated copper line, 164' long, sold in skid of 6 units
Insulated copper line sets	
CO25121438W	1/2" and 1/4" insulated copper line set kit, 25' long
CO25381438W	3/8" and 1/4" insulated copper line set kit, 25' long
CO25581438W	5/8" and 1/4" insulated copper line set kit, 25' long
CO25583838W	5/8" and 3/8" insulated copper line set kit, 25' long
Non-insulated copper line	
C0308050	3/8" non-insulated copper line, 50' long, sold in box of 10 units
Wall bracket	
WBA2416	2 aluminum wall brackets 24" x 16"
SV-ALBR3016	2 aluminum wall brackets 30" x 16"; sold in boxes of 6 pairs
Ground stand	
SV-ALGS1426	Aluminum ground stand 14 1/4" x 26"
SV-ALGS1430	Aluminum ground stand 14 1/4" x 30"
SV-ALGS1727-3 ¹	Aluminum ground stand 17 1/8" x 27" (2" x 3" Angle)
No-kink drain line	
SV-NKDL58L50	No-kink drain line 5/8", 165' long

¹ Standard color is black.

² Requires the use of the GT130 smart gateway.

³ Floor support for central heat pump system.



Programmable
wired wall controller



Smart interface



Smart gateway



Insulated copper line



Insulated copper line sets



Non-insulated copper line



Wall bracket



Ground stand



No-kink drain line

OTM Floor Heating Cable on Mat

OTR Floor Heating Cable for Membrane




OTM



OTR :
Uncoupling
membrane
sold in option



In sheet



In Roll

Training available online www.ouellet.com (OTM)

Features

Voltage

- 120V, 240/208V, 1-phase.

Cold lead length

- 10' (3 m).

Control

- Two types of control method possible (see instruction manual for details):
 - Surface heating control with electronic thermostat in floor mode (F) and temperature sensor.
 - Ambient heating control with electronic thermostat in ambient mode with floor limit (A or AF) and temperature sensor.

Note: A ground fault circuit interrupter (GFCI) must be used with this heating device unless exempted by the applicable national and/or local electrical code for the area of installation.

Included materials

- 15' (4.6 m) temperature sensor.
- Measurements table label (to be placed in electrical panel).

Installation

- Never cut or shorten the heating cable.
- For indoor applications only.
- On concrete slab or plywood subfloor.

Application

- Kitchen, bathroom, entrance way, family room, living room.

Warranty

- 25-year warranty on the heating cable.

OTM Features

Construction

- Heating cable made of a twin conductor fastened to an adhesive fibreglass mat for a simpler and faster installation with negligible magnetic field.

Watt density

- 12W/sq. ft. (130W/sq. m), 3" (76 mm) spacing.

Dimension

- Mats of 18 in. (0.46 m) in width offered in several lengths.

OTR Features

Construction

- Heating cable made of a twin conductor for a simpler and faster installation, compatible with uncoupling membrane systems.

Watt density

- 9.6W/sq. ft. (103W/sq. m), 3 3/4" (95 mm) spacing.
- 10W/sq. ft. (108W/sq. m), 3 5/8" (92 mm) spacing.

Installation

- On uncoupling membrane sold in option. **1, 2**
- For heating cable installation on uncoupling membrane systems, consult the membrane manufacturer's instructions to ensure that it is compatible with the use of heating cables.

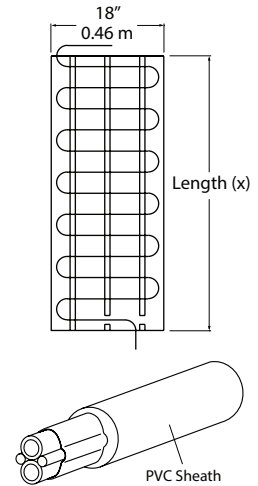
OTM and OTR Options

Product # Kit	Description
NADCM-M-80	Fleeceback uncoupling membrane in sheet, 2' 6-5/16" X 3' 3", 8.16 sq. ft., sold in box of 10 sheets
NADCM-M-150	Fleeceback uncoupling membrane in roll, 46' 9" x 3' 3", 150 sq. ft.
NADCM-S-80	Self-adhesive uncoupling membrane in sheet, 2' 6-5/16" X 3' 3", 8.16 sq. ft., sold in box of 10 sheets
NADCM-S-150	Self-adhesive uncoupling membrane in roll, 46' 9" x 3' 3", 150 sq. ft.
OTM-CC	CableCheck - Electrical fault indicator
OTM-SA	Adhesive spray to secure the mat on concrete slab, 16.75 oz (474 g)
KIT-SP1	Repair kit
KIT-CBL-SN	15 ft. (4.6 m) floor sensor

OTM

Models

Watts	Product # ²		Cable Diameter (mm)	Covered Surface ¹ Spacing 3" (76 mm)		Length (x)		Weight	
	240/208V	120V		sq. ft.	sq. m	ft. in.	m	lb	kg
60	-	FHM120-60	3.2	5	0.5	3'4"	0.9	2.0	0.9
120	FHM240-120	FHM120-120	3.2	10	0.9	6'8"	1.8	2.0	0.9
180	-	FHM120-180	3.2	15	1.4	10'	3.0	3.0	1.4
240	FHM240-240	FHM120-240	3.2	20	1.9	13'4"	4.0	3.0	1.4
300	-	FHM120-300	3.2	25	2.4	16'8"	4.9	4.0	1.8
360	FHM240-360	FHM120-360	3.2	30	2.8	20'	6.1	4.0	1.8
420	-	FHM120-420	3.2	35	3.3	23'4"	7.0	5.0	2.3
480	FHM240-480	FHM120-480	3.2	40	3.8	26'8"	7.9	5.0	2.3
540	-	FHM120-540	3.2	45	4.2	30'	9.2	6.0	2.7
600	FHM240-600	FHM120-600	3.2	50	4.7	33'4"	10.1	7.0	3.2
720	FHM240-720	FHM120-720	3.2	60	5.6	40'	12.2	8.0	3.6
840	FHM240-840	FHM120-840	3.2	70	6.5	46'8"	14.0	9.0	4.1
960	FHM240-960	FHM120-960	3.2	80	7.4	53'4"	16.2	10.0	4.5
1080	FHM240-1080	-	3.2	90	8.4	60	18.3	11.0	5.0
1200	FHM240-1200	-	3.2	100	9.3	66	20.1	12.8	5.8
1440	FHM240-1440	-	3.2	120	11.2	80	24.4	13.0	5.9



OTR

Models

Watts	Product #		Amp.		Cable Diameter (mm)	Covered Surface Depending on Spacing ¹				Cable Length		Weight	
	240/208V	120V	240V	120V		3 5/8" (92 mm) ³ 10W/sq. ft.	3 3/4" (95 mm) 108W/sq. m	9.6W/sq. ft.	103W/sq. m	ft.	m	lb	kg
85	-	OTR0082	0.71		4.3	9.5	0.9	10.0	0.9	32	9.75	2.6	0.9
120	-	OTR0122	1.00		4.3	12.0	1.1	12.5	1.2	40	12.19	2.6	0.9
150	-	OTR0152	1.25		4.3	16.0	1.5	16.5	1.5	53	16.15	3.1	1.4
170	OTR0170	OTR0172	0.71	1.42	4.3	18.5	1.7	19.0	1.8	61	18.59	3.1	1.4
240	OTR0240	OTR0242	1.00	2.00	4.3	24.0	2.2	25.0	2.3	80	24.38	3.8	1.6
300	OTR0300	OTR0302	1.25	2.50	4.3	30.5	2.8	31.5	2.9	101	30.78	4	1.8
360	OTR0360	OTR0362	1.50	3.00	4.3	36.5	3.4	37.5	3.5	120	36.58	4.2	1.9
420	OTR0420	OTR0422	1.75	3.50	4.3	42.5	4.0	44.0	4.1	141	42.98	4.9	2.2
475	OTR0475	OTR0472	1.98	3.96	4.3	48.5	4.5	50.0	4.6	160	48.77	6	2.7
600	OTR0600	OTR0602	2.50	5.00	4.3	60.5	5.6	62.5	5.8	200	60.96	6.9	3.1
720	OTR0720	OTR0722	3.00	6.00	4.3	72.5	6.7	75.0	7.0	240	73.15	7.9	3.6
840	OTR0840	OTR0842	3.50	7.00	4.3	84.5	7.9	87.5	8.1	280	85.34	8.7	4
960	OTR0960	OTR0962	4.00	8.00	4.3	96.5	9.0	100.0	9.3	320	97.54	9.3	4.2
1080	OTR1080	-	4.50	-	4.3	109.0	10.1	112.5	10.5	360	109.73	10	4.6
1140	-	OTR1142	-	9.5	4.3	115	10.66	119	11.03	380	115.82	11.6	5.2
1200	OTR1200	-	5.00	-	4.3	121.0	11.2	125.0	11.6	400	121.92	11	5
1320	-	OTR1322	-	11.00	4.3	133	12.35	137.5	12.77	440	134.11	13.7	6.2
1440	OTR1440	-	6.00	-	4.3	145.0	13.5	150.0	13.9	480	146.30	13	5.9
1450	-	OTR1452	-	12.00	4.3	145	13.5	150	13.9	480	146.30	16	7.2
1500	-	OTR1502	-	12.50	4.3	151	14	156.5	14.5	500	152.40	17.4	7.9
1600	OTR1600	-	6.67	-	4.3	169.0	15.7	175.0	16.3	560	170.69	15	6.8
1680	-	OTR1682	-	14.00	4.3	169.5	15.7	175	16.3	560	170.69	20.3	9.1
1920	OTR1920	-	8.00	-	4.3	193.5	18.0	200.0	18.6	640	195.07	18	8.2
2280	OTR2280	-	9.50	-	4.3	229.5	21.3	237.5	22.1	760	231.65	22	10
2640	OTR2640	-	11.00	11.00	4.3	266.0	24.7	275.0	25.5	880	268.22	26	11.8
2900	OTR2900	-	12.08	12.00	4.3	292.5	27.2	302.5	28.1	968	295.04	30	13.6
3000	OTR3000	-	12.50	12.50	4.3	302.0	28.1	312.5	29.0	1000	304.80	31	14
3360	OTR3360	-	14.00	-	4.3	338.5	31.4	350	32.5	1120	341.38	36.9	16.8

¹ Does not represent the surface of the room but rather the surface covered by the floor heating system, excluding fixtures and other spaces to consider.

² The color of the mesh may be different.

³ Spacing with the NADCM membrane when the cable is installed with 3 spacing castellations.

208V = 75% of wattage at 240V.

15' (4.6 m) floor sensor and 10' (3 m) cold lead included.

OWF-R

Floor Heating Cable for Installation with Strapping



Features

Voltage

- 120V, 240/208V, 1-phase.

Cold lead length

- 10' (3 m).

Construction

- Heating cable made of a twin conductor for a simpler and faster installation, with negligible magnetic field.

Watt density

- 12W/sq. ft. (130W/sq. m), 3" (76 mm) spacing.
- 9W/sq. ft. (100W/sq. m), 4" (102 mm) spacing.

Included materials

- Plastic strapping.
- 15' (4.6 m) floor sensor.
- Measurements table label (to be placed in electrical panel).

Installation

- **Never cut or shorten the heating cable.**
- For indoor applications only.
- On concrete slab or plywood subfloor.

Control

- Two types of control method possible (see instruction manual for details):
 - Surface heating control with electronic thermostat in floor mode (F) and temperature sensor.
 - Ambient heating control with electronic thermostat in ambient mode with floor limit (A or AF) and temperature sensor.

Note: A ground fault circuit interrupter (GFCI) must be used with this heating device unless exempted by the applicable national and/or local electrical code for the area of installation.

Warranty

- 25-year warranty on the heating cable.

Application

- Kitchen, bathroom, entrance way, family room, living room.

OWF-R

Models

Watts	Product # Strapping included ¹ 240/208V	Product # Strapping included ¹ 120V	Cable Diameter (mm)	Covered Surface Depending on Spacing ²				Cable length		Strapping length included (ft.)	Weight	
				3" (76 mm)		4" (102 mm)		ft.	m		lb	kg
				12W/sq. ft.	130W/sq. m	9W/sq. ft.	100W/sq. m					
85	-	OWF-R0082	4.3	8	0.7	11	1.0	32	9.75	25	-	-
120	-	OWF-R0122	4.3	10	0.9	13	1.2	40	12.19	25	-	-
150	-	OWF-R0152	4.3	13	1.2	17	1.6	53	16.15	25	-	-
170	OWF-R0170	OWF-R0172	4.3	15	1.4	20	1.9	61	18.59	25	-	-
240	OWF-R0240	OWF-R0242	4.3	20	1.9	27	2.5	80	24.38	25	-	-
300	OWF-R0300	OWF-R0302	4.3	25	2.3	33	3.1	101	30.78	25	-	-
360	OWF-R0360	OWF-R0362	4.3	30	2.8	40	3.7	120	36.58	50	-	-
420	OWF-R0420	OWF-R0422	4.3	35	3.3	47	4.3	141	42.98	50	-	-
475	OWF-R0475	OWF-R0472	4.3	40	3.7	53	5.0	160	48.76	50	-	-
600	OWF-R0600	OWF-R0602	4.3	50	4.6	67	6.2	200	60.96	50	-	-
720	OWF-R0720	OWF-R0722	4.3	60	5.6	80	7.4	240	73.15	75	-	-
840	OWF-R0840	OWF-R0842	4.3	70	6.5	93	8.7	280	85.34	75	-	-
960	OWF-R0960	OWF-R0962	4.3	80	7.4	107	9.9	320	97.54	75	-	-
1080	OWF-R1080	-	4.3	90	8.4	120	11.2	360	109.73	100	-	-
1140	-	OWF-R1142	4.3	95	8.8	127	11.7	380	115.82	100	-	-
1200	OWF-R1200	-	4.3	100	9.3	133	12.4	400	121.92	100	-	-
1320	-	OWF-R1322	4.3	110	10.2	147	13.6	440	134.11	100	-	-
1440	OWF-R1440	-	4.3	120	11.1	160	14.9	480	146.30	100	-	-
1450	-	OWF-R1452	4.3	120	11.1	160	14.8	480	146.30	100	-	-
1500	-	OWF-R1502	4.3	125	11.6	167	15.5	500	152.40	125	-	-
1600	OWF-R1600	-	4.3	140	13.0	187	17.4	560	170.69	125	-	-
1680	-	OWF-R1682	4.3	140	13.0	187	17.4	560	170.69	125	-	-
1920	OWF-R1920	-	4.3	160	14.9	213	19.8	640	195.07	125	-	-
2280	OWF-R2280	-	4.3	190	17.7	253	23.6	760	231.64	150	-	-
2640	OWF-R2640	-	4.3	220	20.4	293	27.2	880	268.22	200	-	-
2900	OWF-R2900	-	4.3	242	22.5	323	30.0	968	295.04	200	-	-
3000	OWF-R3000	-	4.3	250	23.2	333	30.9	1000	304.80	200	-	-
3360	OWF-R3360	-	4.3	280	26.0	374	34.7	1120	341.38	200	-	-

¹ Strapping included. The length of plastic strapping included is based on a square room with strapping every 24" (610 mm).

² Does not represent the surface of the room but rather the surface covered by the floor heating system, excluding fixtures and other spaces to consider. 15' (4.6 m) floor sensor and 10' (3 m) cold lead included.

Options


Product # Kit	Description
OTM-CC	CableCheck - Electrical fault indicator
KIT-SP1	Repair kit
KIT-CBL-G25	25 ft. (7.6 m) plastic strapping
KIT-CBL-SN	15 ft. (4.6 m) floor sensor

OWC-M

OWC-R

Heating Cable for Concrete on Mat


Heating Cable for Concrete in Reel



OWC-M:
Installation under a
4" to 6" concrete slab



OWC-M:
Installation under a
1.5" to 4" concrete topping



OWC-R:
Installation on a
metallic structure
or wire mesh



Training available online www.ouellet.com



Features

Cold lead length

- 8' 2" (2.5 m) cold lead included.
- Optional 50' (15 m) cold lead available upon request.

Control

- Two types of control method possible (see instruction manual for details):
 - Surface heating control with electronic thermostat in floor mode (F) and temperature sensor.
 - Ambient heating control with electronic thermostat in ambient mode with floor limit (A or AF) and temperature sensor.

Note: A ground fault circuit interrupter (GFCI) must be used with this heating device unless exempted by the applicable national and/or local electrical code for the area of installation.

Included materials

- 15' (4.6 m) temperature sensor.
- Measurements table label (to be placed in electrical panel).

Installation

- Never cut or shorten the heating cable.
- For indoor applications only, residential or commercial.
- Installs under a 4" to 6" (10 cm to 15 cm) concrete slab or under a 1.5" to 4" concrete topping (4 cm to 10 cm).

Note: It's highly recommended to insulate the concrete slab in order to avoid heat loss from below (see instruction manual for all installation details).

- Compatible with most floor coverings (check with the dealer or manufacturer).

Warranty

- 20-year warranty on the heating cable.

Application

- Basement, garage, bathroom, kitchen, family room, workshop, pool, shower, entrance way, hospital, hotel, factory, business, restaurant, sunroom, greenhouse, buildings used for housing animals.

OWC-M Features

Voltage

- 240/208V, 347V, 1-phase.

Construction

- Twin conductor heating cable attached to a plastic mat with negligible magnetic field.

Watt density

- 11W/sq. ft. (120W/sq. m), factory installed on mat at 6" (15 cm) spacing.

Dimension

- 24" (0.6 m) wide mat available in several lengths.

Included materials

- Plastic floor fasteners (WC-CLP).

Installation

- Installation with or without metallic structure for reinforced concrete.

OWC-R Features

Voltage

- 240/208V, 1-phase.

Construction

- Twin conductor heating cable with negligible magnetic field.

Watt density

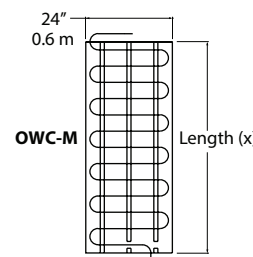
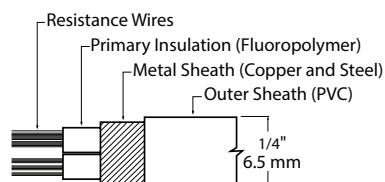
- 11W/sq. ft. (120W/sq. m), recommended installation – 6" (15 cm) spacing.

Included materials

- Nylon ties.

Installation

- Requires a metallic structure or wire mesh for reinforced concrete with spacing of 6" (15 cm) for the installation.



Models OWC-M

Watts	Product # 240/208V	Amp. 240V	Covered Surface ¹		Length (x)		Weight	
			sq. ft.	sq. m	ft. in.	m	lb	kg
150	OWC-M0150	0.625	14.0	1.3	6' 5"	1.9	3.0	1.4
200	OWC-M0200	0.833	19.0	1.7	8' 4"	2.5	3.7	1.7
300	OWC-M0300	1.250	28.0	2.6	12' 6"	3.8	4.0	1.8
400	OWC-M0400	1.670	38.0	3.5	16' 8"	5.1	4.5	2.0
500	OWC-M0500	2.080	46.5	4.3	20' 10"	6.4	5.0	2.3
600	OWC-M0600	2.500	56.0	5.2	25'	7.6	6.0	2.7
700	OWC-M0700	2.920	65.5	6.1	29' 2"	8.9	7.0	3.1
850	OWC-M0850	3.540	80.0	7.4	35' 5"	10.8	8.0	3.6
950	OWC-M0950	3.960	89.0	8.3	39' 7"	12.1	9.0	4.0
1100	OWC-M1100	4.580	103.0	9.6	45' 10"	14.0	10.0	4.5
1200	OWC-M1200	5.000	113.0	10.5	50'	15.2	11.0	5.0
1300	OWC-M1300	5.420	121.5	11.3	54' 2"	16.5	12.0	5.4
1400	OWC-M1400	5.833	130.5	12.1	58' 4"	17.8	13.0	6.0
1500	OWC-M1500	6.250	140.5	13.1	62' 6"	19.1	14.0	6.4
1600	OWC-M1600	6.667	149.5	13.9	66' 8"	20.3	15.0	6.8
1700	OWC-M1700	7.080	159.0	14.8	70' 10"	21.6	16.0	7.2
1850	OWC-M1850	7.708	172.5	16.0	77' 1"	23.5	17.0	7.8
2000	OWC-M2000	8.330	187.5	17.4	83' 4"	25.4	18.0	8.1
2200	OWC-M2200	9.170	206.0	19.1	91' 6"	27.9	21.0	9.5
2400	OWC-M2400	10.000	225.0	20.9	100'	30.5	23.0	10.4
2550	OWC-M2550	10.630	239.0	22.2	106' 6"	32.5	25.0	11.3
2700	OWC-M2700	11.250	253.0	23.5	112' 6"	34.3	28.0	12.7
2850	OWC-M2850	11.880	267.0	24.8	119'	36.3	30.0	13.6
3000	OWC-M3000	12.500	281.0	26.1	125'	38.1	32.0	14.5
3200	OWC-M3200	13.330	300.0	27.9	133' 6"	40.7	34.0	15.4
3400	OWC-M3400	14.170	318.5	29.6	141' 8"	43.2	36.0	16.3
3600	OWC-M3600	15.000	336.0	31.2	150'	45.7	38.0	17.2

¹ Does not represent the room surface but rather the area covered by the cable mat including 3" (7.5 cm) spacing between the mat strips but excluding fixed elements to be bypassed and any other required clearances.

208V = 75% of wattage at 240V.

Models OWC-R

Watts	Product # 240/208V	Covered Surface ¹ Spacing 6" (15 cm)		Cable Length		Weight	
		sq. ft.	sq. m	ft.	m	lb	kg
300	OWC-R0300	28.0	2.6	56	17.07	4.0	1.8
500	OWC-R0500	46.5	4.3	93	28.35	5.0	2.3
700	OWC-R0700	62.5	5.8	125	38.10	7.0	3.1
950	OWC-R0950	88.0	8.2	176	53.64	9.0	4.0
1300	OWC-R1300	125.0	11.6	250	76.20	12.0	5.4
1700	OWC-R1700	156.0	14.5	312	95.10	16.0	7.2
2000	OWC-R2000	187.0	17.4	374	114.00	18.0	8.1
2400	OWC-R2400	218.5	20.3	437	133.20	23.0	10.4
3000	OWC-R3000	279.5	26.0	559	170.38	32.0	14.5
3400	OWC-R3400	312.5	29.03	625	190.50	36.0	16.3
3700	OWC-R3700 ²	341.0	31.7	682	207.87	39.0	17.7
4000	OWC-R4000 ²	372.5	34.6	745	227.08	42.0	19.0

¹ Does not represent the room surface but rather the area covered by the cable while leaving a 6" (15 cm) spacing between cables and excluding fixed elements to be bypassed and any other clearance required.

² Not compatible with a floor heating thermostat rated for 15A and less. Requires relay with low voltage thermostat.

208V = 75% of wattage at 240V.

OWC-M and OWC-R Options

Product # Kit	Product # Factory installed*	Description
OTM-CC ¹	-	CableCheck – Electrical indicator
KIT-WC-CLP	-	Bag of 50 plastic floor fasteners for heating cable on mat
KIT-SP2	-	Repair kit
-	-50 ²	Optional 50' (15 m) cold lead

GFCI control panel with contactors and 24V control transformer


Product # Kit	H x W x D (in.)	Description	Product # Kit	H x W x D (in.)	Description
WC-2CIR-208	16x14x8	2 circuits 208V 30A	WC-3CIR-347-347	16x14x8	3 circuits 347V 30A
WC-4CIR-208	20x16x8	4 circuits 208V 30A	WC-6CIR-347-347	20x16x8	6 circuits 347V 30A
WC-6CIR-208	20x16x8	6 circuits 208V 30A	WC-9CIR-600-347	30x24x8	9 circuits 600V 30A
WC-8CIR-208	24x24x8	8 circuits 208V 30A	WC-12CIR-600-347	30x24x8	12 circuits 600V 30A
WC-10CIR-208	24x24x8	10 circuits 208V 30A			
WC-12CIR-208	24x24x8	12 circuits 208V 30A			
WC-2CIR-240	16x14x8	2 circuits 240V 30A			
WC-4CIR-240	20x16x8	4 circuits 240V 30A			
WC-6CIR-240	24x20x8	6 circuits 240V 30A			
WC-8CIR-240	24x20x8	8 circuits 240V 30A			
WC-10CIR-240	24x24x8	10 circuits 240V 30A			
WC-12CIR-240	24x24x8	12 circuits 240V 30A			

* For factory installed options, add the option number to the product number. See the **Product Code** section inside the front cover.

¹ With any OWC order, the accessory OTM-CC can be added free of charge upon customer request.

² Made to order only. Allow additional 9 to 12 weeks lead time.

OWS-T Heating Cable for Snow Melting on Mat



Features

Voltage

- 208V, 240V, 1-phase.

Construction

- Series heating cable set, twin conductor type.
- Heating cable held as a mat at regular 3" (76 mm) spacing with flexible strips.
- Fluoropolymer/ XLPE resistance wire insulation 0.019" (0.5 mm) thick.
- Copper shielding (0.823 sq. mm), serves as ground.
- Polyolefin (EPR) outer sheath insulation 0.08" (2 mm) thick.

Watt density

- 50W/sq. ft. (538W/sq. m) at 208V and 240V, 3" (76 mm) spacing.

Dimension

- 24" (610 mm) and 36" (914 mm) wide mats offered in several lengths.

Cold lead

- 50' (15 m) long.
- Optional 100' (30 m) cold lead available upon request.
- 12 AWG or 14 AWG (according to maximum allowable load).
- PVC outer sheath insulation 0.03" (0.76 mm) thick.
- 3/8" (9.5 mm) outer diameter.

Included materials

- Measurements table label (to be placed in electrical panel).

Installation

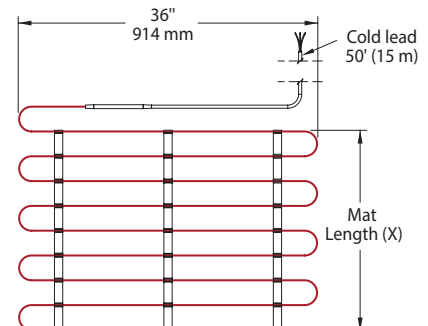
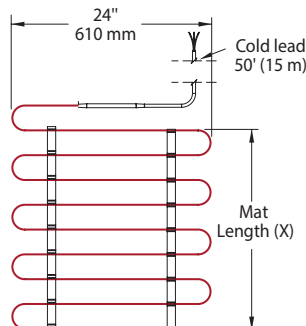
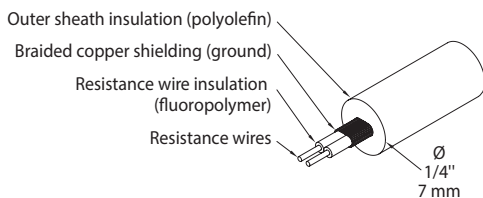
- **Never cut or shorten the heating cable.**
- For outdoor applications only.
- The heating cable must be completely embedded in concrete, asphalt or stone dust under paving.
- Minimum installation temperature -5 °C (23 °F).
- Maximum long-term exposure temperature 105 °C (221 °F).
- Maximum exposure temperature for 10 minutes 220 °C (428 °F).

Warranty

- 10-year warranty on the heating cable.

Application

- Residential driveway, sidewalk, access ramp, underground parking ramp, boarding platforms for animals.



OWS-T

OWS-T 24 in. (610 mm) Wide Models

Watts	Product #		Amp.	Covered surface ¹		Mat length (X)		Cable length ²		Weight	
	208V	240V		sq. ft.	sq. m	ft.	m	ft.	m	lb	kg
500	OWS-T0508-24	OWS-T0500-24	2.08	11.0	1.0	5	1.5	43	13.1	3.0	1.4
1000	OWS-T1008-24	OWS-T1000-24	4.17	22.0	2.0	10	3.0	86	26.2	5.0	2.3
1500	OWS-T1508-24	OWS-T1500-24	6.25	32.5	3.0	15	4.6	128	39.0	7.0	3.2
2000	OWS-T2008-24	OWS-T2000-24	8.33	43.5	4.0	20	6.1	171	52.1	10.0	4.5
2500	OWS-T2508-24	OWS-T2500-24	10.42	54.0	5.0	25	7.6	214	65.2	12.5	5.7
3000	OWS-T3008-24	OWS-T3000-24	12.50	65.0	6.0	30	9.1	257	78.4	15.0	6.8
4000	OWS-T4008-24	OWS-T4000-24	16.67	86.5	8.1	40	12.2	342	104.3	20.0	9.1
5000	OWS-T5008-24	OWS-T5000-24	20.83	108.5	10.1	50	15.2	428	130.5	25.0	11.4
6000	-	OWS-T6000-24	25.00	130.0	12.1	60	18.3	513	156.4	30.0	13.6

OWS-T 36 in. (914 mm) Wide Models

Watts	Product #		Amp.	Covered surface ¹		Mat length (X)		Cable length ²		Weight	
	208V	240V		sq. ft.	sq. m	ft.	m	ft.	m	lb	kg
450	OWS-T0458-36	OWS-T0450-36	1.88	9.5	0.9	3	0.9	38	11.6	2.5	1.1
750	OWS-T0758-36	OWS-T0750-36	3.13	16.0	1.5	5	1.5	63	19.2	3.5	1.6
1050	OWS-T1058-36	OWS-T1050-36	4.38	22.0	2.0	7	2.1	88	26.8	5.0	2.3
1500	OWS-T1508-36	OWS-T1500-36	6.25	31.5	2.9	10	3.0	126	38.4	8.0	3.6
3000	OWS-T3008-36	OWS-T3000-36	12.50	63.5	5.9	20	6.1	251	76.5	15.0	6.8
4500	OWS-T4508-36	OWS-T4500-36	18.75	95.0	8.8	30	9.1	377	114.9	22.5	10.2
6000	-	OWS-T6000-36	25.00	126.5	11.8	40	12.2	502	153.0	30.0	13.6

Installation Options

Product # Kit	Product # Factory installed*	Description
OTM-CC ³	-	CableCheck – Electrical fault indicator
OW-G82-G	-	82 ft. galvanized steel strapping
KIT-SP2	-	Repair kit
-	100 ⁴	Optional 100' (30 m) cold lead
OWS-CAUT	-	Caution plate

* For factory installed options, add the option number to the product number. See the **Product Code** section inside the front cover.

¹ Represents the area covered by the mat including 3" (76 mm) spacing between the mat strips but excluding fixed elements to be bypassed and any other required clearances.

² Represents the total length of the heating cable if it is detached from the flexible strips.

³ With any OWS-T order, the accessory OTM-CC can be added free of charge upon customer request.

⁴ Made to order only. Allow additional 9 to 12 weeks lead time.

Controller and Sensor Options

Product # Kit	Description
DS-2C ¹	Aerial mounted controller with sensor to detect humidity and temperature, 30A: 100V to 277V, 20A: 28VDC
ETF-744-99	24V outdoor sensor for measuring temperature
ETO2 ¹	Dual-zone electronic controller, 1-zone: 3 x 16A, 2-zone: 2 x 16A, 120V to 240V
ETO2-BOX	Mounting box for dual-zone electronic controller ETO2
ETOG	Ground sensor to detect humidity and temperature with 33 ft. (10 m) side entry cable
ETOG-56	Ground sensor to detect humidity and temperature with 80 ft. (25 m) bottom entry cable
ETOK-1	Mounting tube for ground sensor ETOG-56
ETOR-55	Gutter sensor to detect humidity with 33 ft. (10 m) cable

GFCI control panel with contactors built-in ETO2 and 120+24V control transformers

Product # Kit	H x W x D (in.)	Description	Product # Kit	H x W x D (in.)	Description
WS-4CIR-208	20x16x8	4 circuits 208V 30A	WS-3CIR-600-600	24x24x8	3 circuits 600V 30A
WS-6CIR-208	24x20x8	6 circuits 208V 30A	WS-6CIR-600-600	30x24x8	6 circuits 600V 30A
WS-8CIR-208	24x24x8	8 circuits 208V 30A	WS-9CIR-600-600	30x24x8	9 circuits 600V 30A
WS-12CIR-208	30x24x8	12 circuits 208V 30A	WS-12CIR-600-600	30x30x8	12 circuits 600V 30A
WS-4CIR-240	20x16x8	4 circuits 240V 30A	WS-15CIR-600-600	36x30x10	15 circuits 600V 30A
WS-6CIR-240	24x20x8	6 circuits 240V 30A			
WS-8CIR-240	24x24x8	8 circuits 240V 30A			
WS-12CIR-240	30x24x8	12 circuits 240V 30A			

¹ Requires a ground fault circuit interrupter (GFCI) in the electrical panel.

ORF-P 120V Preassembled Constant Wattage Heating Cable for Pipes



Features

Nominal voltage

- 120V.

Linear density

- 7 Watts per foot.

Cold lead length

- 30 in. (0.76 m).

Outer jacket

- PVC.

Bus wire

- Nickel plated copper.

Minimum bend radius

- 5/16 in. (8 mm).

Included hardware

- Built-in bi-metal thermostat energizes the cable when temperature falls below 4 °C (40 °F).
- Grounded 3-pronged plug with indicator light to show when the cable is on.

Installation

- **Never cut or shorten the heating cable.**
- Installation under the insulation of the pipe
- For indoor and outdoor applications.
- Minimum installation temperature: 0 °C (34 °F).

Warranty

- 1-year basic warranty on the heating cable.

Application

- Metallic and non-metallic pipes.
- Helps to prevent damage caused by frozen pipes.

Models

Product # ¹	Length		Watts
	ft.	m	
ORF-P003	3	0.9	21
ORF-P006	6	1.8	42
ORF-P009	9	2.7	63
ORF-P012	12	3.7	84
ORF-P015	15	4.6	105
ORF-P018	18	5.5	126
ORF-P024	24	7.3	168
ORF-P030	30	9.0	210
ORF-P040	40	12.2	280
ORF-P060	60	18.3	420
ORF-P080	80	24.4	560

¹ Must be plugged into a 120V outlet fitted with ground fault protection device (GFCI).

Options

Product # Kit	Description
ELB-02B	Self-adhesive glass fiber tape, max. temp. = 90 °C (194 °F), 50 m (165 ft.)
ELB-06C	Self-adhesive aluminum tape, max. temp. = 80 °C (176 °F), 50 m (165 ft.)

ORF-R 120V Preassembled Constant Wattage Heating Cable for Roof and Gutter De-icing



Features

Nominal voltage

- 120V.

Linear density

- 5 Watts per foot.

Cold lead length

- 30 in. (0.76 m).

Outer jacket

- PVC.

Bus wire

- Nickel plated copper.

Minimum bend radius

- 1/2 in. (12 mm).

Included hardware

- Roof clips for cable and spacers.
- Grounded 3-pronged plug with indicator light to show when the cable is on.

Installation

- **Never cut or shorten the heating cable.**
- For outdoor applications only.
- Minimum installation temperature: 0 °C (34 °F).

Warranty

- 1-year basic warranty on the heating cable.

Application

- Roof and gutter de-icing.

Models

Product # ¹	Length		Watts
	ft.	m	
ORF-R020	20	6.1	100
ORF-R030	30	9.1	150
ORF-R060	60	18.3	300
ORF-R080	80	24.4	400
ORF-R100	100	30.5	500
ORF-R120	120	36.6	600
ORF-R140	140	42.7	700
ORF-R160	160	48.8	800
ORF-R180	180	54.9	900
ORF-R200	200	61.0	1000
ORF-R240	240	73.2	1200

¹ Must be plugged into a 120V outlet fitted with ground fault protection device (GFCI).

Options

Product # Kit	Description
KIT-RF-CLIP	Roof clips (25) and spacers (15) for constant wattage heating cables
RCR-U	Roof and gutter sentry for automatic de-icing control with humidity probe

OSR-PI 120V Preassembled Self-Regulating Heating Cable for Pipe Tracing for Freeze Protection and Roof and Gutter De-icing



Features

Nominal voltage

- 120V.

Cold lead length

- 36" (0.9 m).

Outer jacket

- Thermoplastic.

Bus wire

- Nickel plated copper.

Maximum operating temperature (power on)

- 60 °C (140 °F).

Maximum operating temperature (power off)

- 80 °C (176 °F).

Cable section

- 14.1 mm X 5.6 mm.

Bending radius, minimum

- 25 mm (1 in.).

Included hardware

- Grounded 3-pronged plug with indicator light to show when the cable is on.

Minimum installation and start-up temperature

- -25 °C (-13 °F).

Standards

- CSA C22.2.130.03; -WS.
- CAN/CSA 60079-7:12, 60079-0-11.
- ANSI/IEEE 515, 515.

Certification

- CSA C US 2547790

Rating

- Wet rated, for outdoor use (WS).

Warranty

- 1-year basic warranty on the heating cable.

Application

- Freeze protection, roof and gutter, pipes.

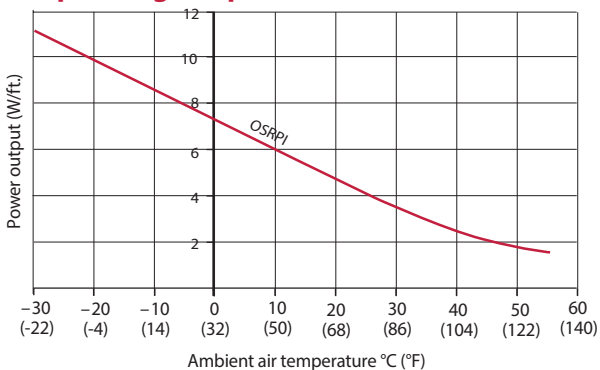
Models

Product # ¹	Length		Nominal power output in air condition at 5 °C (40 °F) ²
	ft.	m	
ECK-7AO-006	6	1.8	42
ECK-7AO-012	12	3.6	84
ECK-7AO-018	18	5.5	126
ECK-7AO-025	25	7.6	175
ECK-7AO-050	50	15.2	350
ECK-7AO-075	75	22.9	525
ECK-7AO-100	100	30.5	700

¹ Must be plugged into a 120V outlet fitted with ground fault protection device (GFCI).

² Because of the cable's self-regulating properties, the power density can reach up to 11 Watts per foot when buried in snow or ice: "wet density". In this situation, use of a 15 Amp. circuit breaker is valid for all models.

Linear power output in air condition according to operating temperature



OSR-NA All Purpose Self-Regulating Heating Cable ELSR-NA



Features

Outer jacket

- Thermoplastic (AO, BO), Fluoropolymer (BOT).

Bus wire

- Nickel plated copper.

Minimum start-up temperature

- -30 °C (-22 °F).

Maximum operating temperature (power on)

- 60 °C (140 °F).

Maximum operating temperature (power off)

- 80 °C (176 °F).

Nominal voltage

- 120V, 240/208V.

Bending radius, minimum

- 25 mm (1 in.).

Installation temperature, minimum

- AO, BO: -45 °C (-45 °F).
- BOT: -25 °C (-13 °F).

Classification

- II 2G Ex e IIC T6 Gb II 2D Ex tb IIIC.
- T 80 °C Db.
- Class I, Division 2, Groups A, B, C, D.

- Class II, Division 2, Groups E, F, G.
- Class III, T6.
- Class I, Zone 1, AEx / Exe II, T6.
- Class 1, Division 1, Groups B, C, D (Contact manufacturer).

Standards

- CSA C22.2.130.03; -WS.
- CAN/CSA 60079-7:12, 60079-0-11.
- ANSI/IEEE 515, 515.

Certification

- IECEx EPS 12.0006U.
- 12ATEX1431U.
- CSA C US 2547790.

Rating

- Wet rated, for outdoor use (WS).

Warranty

- 1-year basic warranty on the heating cable.

Application

- Freeze protection, heat tracing instrumentation, pipes, vessel and tanks, chemical and petrochemical industries, food processing, automotive, roof and gutter, sprinkler systems.

Models

Nominal Output W/ft.	Product # ^{1,3}	Outer jacket/Mechanical shield			Nominal Output W/ft.	Product # ^{1,2,3}	Outer jacket/Mechanical shield			Cable dimension approx. (mm)
		120V	AO	BO			BOT	240V	AO	
3	ELSR-NA-3-1-XX				4	ELSR-NA-4-2-XX	-	-	-	13.8 x 5.6
5	ELSR-NA-5-1-XX				6	ELSR-NA-6-2-XX				13.8 x 5.6
7	ELSR-NA-7-1-XX				8	ELSR-NA-8-2-XX				14.1 x 5.6
-	-	-	-	-	10	ELSR-NA-10-2-XX				14.1 x 5.6

Custom Cut⁴

Product #	Description
OSR-CUT	Cutting fee for all lengths other than 500 ft. and 1000 ft. (25 ft. minimum)

¹ XX = Outer jacket/Mechanical shield.

AO Aluminum foil and a thermoplastic outer jacket.

BO Protective braid and a thermoplastic outer jacket.

BOT Protective braid and a fluoropolymer outer jacket.

² For operations at 208V, please consult Correction Factors/Multipliers at next page.

³ When ordering, the quantity on the purchase order is equal to the length in feet of the cable required.

E.g.: To order a 500 ft., cable, write 500 for quantity with product code.

⁴ Custom cutting service available with cutting fee (OSR-CUT) for all lengths other than 500 ft. and 1000 ft. (minimum of 25 ft.).

E.g.: To order a 75 ft., cable, write 75 for quantity with product code and add the product code OSR-CUT on another line.

Options

See OSR Options and Controls section

OSR-NA

Heating circuit length for ELSR-NA models

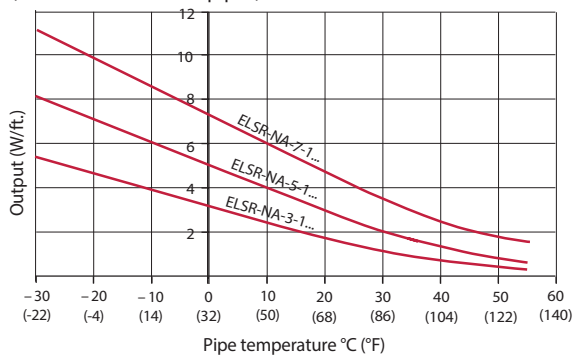
Start-up temperature	CB capacity (A)	120V			Start-up temperature	CB capacity (A)	240V			
		Maximum heating circuit (ft.) for					Maximum heating circuit (ft.) for			
		ELSR-NA-3-1	ELSR-NA-5-1	ELSR-NA-7-1			ELSR-NA-4-2	ELSR-NA-6-2	ELSR-NA-8-2	ELSR-NA-10-2
10 °C (50 °F)	10	159	125	82	10 °C (50 °F)	10	273	170	127	66
	15	238	187	123		15	410	255	191	99
	20	317	249	164		20	547	340	255	132
	25	397	312	205		25	683	425	318	165
	30	476	374	246		30	820	510	382	198
	35	555	436	287		35	957	595	446	231
0 °C (32 °F)	40	612	499	328	40	1087	857	509	264	
	10	143	112	75	0 °C (32 °F)	10	245	154	117	61
	15	215	168	113		15	367	231	175	91
	20	287	224	151		20	489	308	233	121
	25	358	280	188		25	612	385	292	152
	30	430	336	226		30	734	462	350	182
35	502	392	264	35		856	539	408	212	
-10 °C (14 °F)	40	573	448	301	40	979	616	467	243	
	10	130	102	69	-10 °C (14 °F)	10	222	141	108	57
	15	195	153	104		15	333	211	162	85
	20	260	204	139		20	444	281	216	113
	25	325	255	173		25	555	352	270	142
	30	390	306	208		30	666	422	324	170
35	455	357	243	35		777	492	378	198	
-30 °C (-22 °F)	40	520	408	277	40	888	563	432	227	
	10	110	87	60	-30 °C (-22 °F)	10	187	120	93	50
	15	165	130	90		15	280	180	140	75
	20	220	173	120		20	373	240	187	100
	25	275	217	150		25	467	300	233	125
	30	330	260	180		30	560	360	280	150
35	385	303	210	35		653	420	327	175	
40	440	347	240	40	747	480	373	200		

Maximum heating circuit ELSR-NA-XX on the following conditions:

- 120/240 Voltage
- Voltage drop max. 10%
- MCB type QO (100% utilization)
- Single cable fed 1 end

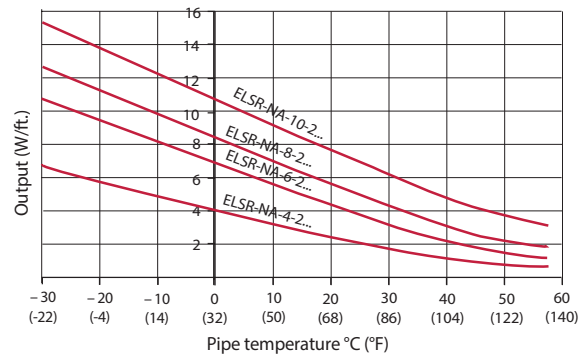
ELSR-NA-XX-1-XX output

(on insulated metallic pipes)



ELSR-NA-XX-2-XX output

(on insulated metallic pipes)



Eltherm® Correction Factors/Multipliers for Operation of Heating Cables in 208V

To calculate the corrected power output for operation in 208V, multiply the published output at 240V (in W/ft.) by the nominal output factor provided for the applicable heating cable type.

To calculate maximum heating circuit lengths for operation in 208V (tables provided in product data sheets), multiply the published max. heating circuit length at 240V provided for the applicable heating cable type.

Heating Cable Correction Factors/Multipliers	Nominal Output 208V vs. 240V	Heating Circuit Length 208V vs. 240V
ELSR-NA-XX-2	0.88	0.93

Cable heat output depending on the environment

- In Snow and Ice (120V cable)**
 - 11W/ft. @ 50 °F (36W/m @ 10 °C)
- In Dry Air**
 - 7W/ft. @ 50 °F (23W/m @ 10 °C)
- In Snow and Ice (240/208V cable)**
 - 13W/ft. @ 50 °F (42W/m @ 10 °C)
- In Dry Air**
 - 8W/ft. @ 50 °F (26W/m @ 10 °C)

OSR-MA Micro Self-Regulating Heating Cable ELSR-MA



Features

Outer jacket

- Thermoplastic (AO, BO), Fluoropolymer (BF).

Bus wire

- Nickel plated copper.

Minimum start-up temperature

- -30 °C (-22 °F).

Maximum operating temperature (power on)

- 60 °C (140 °F).

Maximum operating temperature (power off)

- 60 °C (140 °F).

Nominal voltage

- 120V, 240/208V.

Bending radius, minimum

- 25 mm (1 in.).

Installation temperature, minimum

- AO, BO: -45 °C (-49 °F).
- BF: -25 °C (-13 °F).

Standards

- IEEE 515, CSA 22.2 130.03.

Certification

- FM CUS 3050047.

Rating

- Wet rated, for outdoor use (WS) (AO, BO).
- PS (2000 kPa/290 psi) (BF).

Warranty

- 1-year basic warranty on the heating cable.

Application

- Heat tracing of metallic and non-metallic pipes, pumps, vessels and valves, food processing industry, automotive, refrigeration, sprinkler systems, sewage pipes, intake drain pipes, potable water line (BF).

Models

Nominal Output W/ft.	Product #		Outer jacket/Mechanical shield			Cable dimension approx. (mm)
	120V ^{1,3}	240V ^{1,2,3}	AO	BO	BF	
3	ELSR-MA-3-1-XX	ELSR-MA-3-2-XX				7.7 x 6.4
5	ELSR-MA-5-1-XX	ELSR-MA-5-2-XX			-	8.1 x 5.8

Custom Cut⁴

Product #	Description
OSR-CUT	Cutting fee for all lengths other than 500 ft. and 1000 ft. (25 ft. minimum)

¹ XX = Outer jacket/Mechanical shield.

AO Aluminum foil and a thermoplastic outer jacket.

BO Protective braid and a thermoplastic outer jacket.

BF Protective braid, suitable for use in potable water (certified according to NSF/ANSI 61).

² For operations at 208V, please consult Correction Factors/Multipliers at next page.

³ When ordering, the quantity on the purchase order is equal to the length in feet of the cable required.

E.g.: To order a 500 ft. cable, write 500 for quantity with product code.

⁴ Custom cutting service available with cutting fee (OSR-CUT) for all lengths other than 500 ft. and 1000 ft. (minimum of 25 ft.).

E.g.: To order a 75 ft. cable, write 75 for quantity with product code and add the product code OSR-CUT on another line.

Options

See OSR Options and Controls section

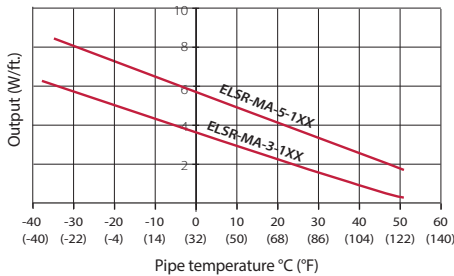
OSR-MA

Heating circuit length for ELSR-MA models

120V				240V			
Start-up temperature	CB capacity (A)	Maximum heating circuit (ft.) for		Start-up temperature	CB capacity (A)	Maximum heating circuit (ft.) for	
		ELSR-MA-3-1-XX	ELSR-MA-5-1-XX			ELSR-MA-3-2-XX	ELSR-MA-5-2-XX
10 °C (50 °F)	10	208	132	10 °C (50 °F)	10	415	320
	15	233	190		15	415	346
	20	233	190		20	415	346
	25	233	190		25	415	346
0 °C (32 °F)	10	170	110	0 °C (32 °F)	10	379	273
	15	213	174		15	379	320
	20	213	174		20	379	320
	25	213	174		25	379	320
-10 °C (14 °F)	10	146	94	-10 °C (14 °F)	10	325	239
	15	197	150		15	349	299
	20	197	161		20	349	299
	25	197	161		25	349	299
-30 °C (-22 °F)	10	113	73	-30 °C (-22 °F)	10	255	190
	15	172	117		15	307	266
	20	172	141		20	307	266
	25	172	141		25	307	266

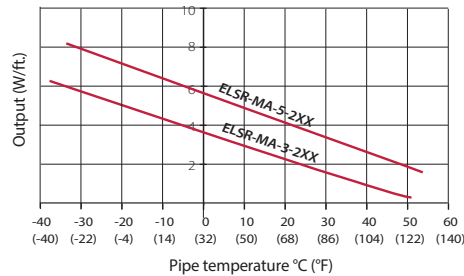
ELSR-MA-XX-1-XX output

(on insulated metallic pipes, in accordance with IEEE 515/CSA 22.2 130-03)



ELSR-MA-XX-2-XX output

(on insulated metallic pipes, in accordance with IEEE 515/CSA 22.2 130-03)



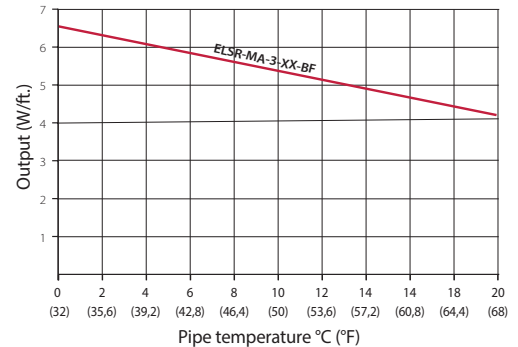
Heating circuit length for ELSR-MA-BF models

120V		
Start-up temperature	CB capacity (A)	Maximum heating circuit (ft.) for ELSR-MA-3-1-BF
10 °C (50 °F)	10	139
	15	167
	20	167
	25	167
0 °C (32 °F)	10	112
	15	153
	20	153
	25	153

240V		
Start-up temperature	CB capacity (A)	Maximum heating circuit (ft.) for ELSR-MA-3-2-BF
10 °C (50 °F)	10	241
	15	302
	20	302
	25	302
0 °C (32 °F)	10	202
	15	282
	20	282
	25	282

ELSR-MA-3-XX-BF

(in a filled water pipeline)



Maximum heating circuit ELSR-MA-XX on the following conditions:

- 120/240 Voltage
- Voltage drop max. 10%
- MCB type QO (100% utilization)
- Single cable fed 1 end

Eltherm® Correction Factors/Multipliers for Operation of Heating Cables in 208V

To calculate the corrected power output for operation in 208V, multiply the published output at 240V (in W/ft.) by the nominal output factor provided for the applicable heating cable type.

To calculate maximum heating circuit lengths for operation in 208V (tables provided in product data sheets), multiply the published max. heating circuit length at 240V provided for the applicable heating cable type.

Heating Cable Correction Factors/Multipliers	Nominal Output 208V vs. 240V	Heating Circuit Length 208V vs. 240V
ELSR-MA-XX-2	0.82	1.00

OSR-WA Medium Temperature Self-Regulating Heating Cable ELSR-WA



Features

Outer jacket

- Thermoplastic (AO, BO).

Bus wire

- Nickel plated copper.

Minimum start-up temperature

- -30 °C (-22 °F).

Maximum operating temperature (power on)

- 80 °C (176 °F).

Maximum operating temperature (power off)

- 90 °C (194 °F).

Nominal voltage

- 120V, 240/208V.

Bending radius, minimum

- 20 mm (3/4 in.).

Installation temperature, minimum

- -45 °C (-49 °F).

Classification

- Class I, Zone 1, AEx / Ex e II, T5.
- Class I, Division 2, Groups A, B, C, D.
- Class II, Division 1, Groups E, F, G.
- Class III, Division 1.

Standards

- IEEE 515, CSA 22.2 130.03.

Certification

- FM CUS 3050047.

Rating

- Wet rated, for outdoor use (WS).

Warranty

- 1-year basic warranty on the heating cable.

Application

- Freeze protection of heated lines or pipes, food processing industry, drain lines in canteens and large scale kitchens, hot water supply installations.

Models

Application	Nominal Output W/ft.	Product #		Outer jacket/Mechanical shield		Cable dimension approx. (mm)
		120V ^{1,3}	240V ^{1,2,3}	AO	BO	
When used for water supply lines	3	ELSR-WA-55-1-XX	ELSR-WA-55-2-XX			13.8 x 5.6
When used for water supply lines	5	ELSR-WA-65-1-XX	ELSR-WA-65-2-XX			13.8 x 5.6
When used with fat/oil lines	7	ELSR-WA-65-1-XX	ELSR-WA-65-2-XX			13.8 x 5.6

Custom Cut⁴

Product #	Description
OSR-CUT	Cutting fee for all lengths other than 500 ft. and 1000 ft. (25 ft. minimum)

¹ XX = Outer jacket/Mechanical shield.

AO Aluminum foil and a thermoplastic outer jacket.

BO Protective braid and a thermoplastic outer jacket.

² For operations at 208V, please consult Correction Factors/Multipliers at next page.

³ When ordering, the quantity on the purchase order is equal to the length in feet of the cable required.

E.g.: To order a 500 ft. cable, write 500 for quantity with product code.

⁴ Custom cutting service available with cutting fee (OSR-CUT) for all lengths other than 500 ft. and 1000 ft. (minimum of 25 ft.).

E.g.: To order a 75 ft. cable, write 75 for quantity with product code and add the product code OSR-CUT on another line.

Options

See OSR Options and Controls section

OSR-WA

Heating circuit length for ELSR-WA models

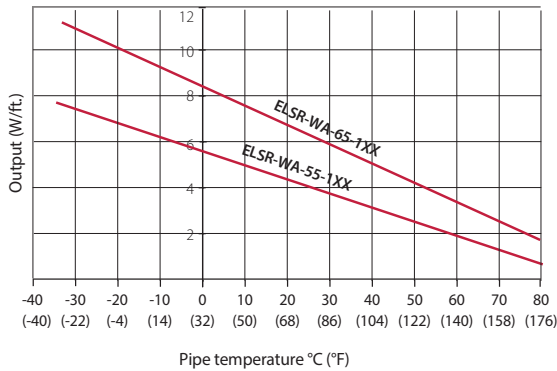
Start-up temperature	120V			240V		
	CB capacity (A)	Maximum heating circuit (ft.) for		CB capacity (A)	Maximum heating circuit (ft.) for	
		ELSR-WA-55-1	ELSR-WA-65-1		ELSR-WA-55-2	ELSR-WA-65-2
10 °C (50 °F)	10	144	97	10	231	149
	15	219	145	15	348	226
	20	246	194	20	430	302
	25	246	198	25	430	348
	30	246	198	30	430	348
0 °C (32 °F)	10	131	87	10	207	136
	15	197	133	15	312	203
	20	233	176	20	405	272
	25	233	189	25	405	326
-10 °C (14 °F)	30	233	189	30	405	326
	10	118	81	10	187	123
	15	180	121	15	279	184
	20	221	160	20	372	247
-30 °C (-22 °F)	25	221	180	25	384	310
	30	221	180	30	384	312
	10	102	68	10	158	105
	15	153	103	15	237	160
-30 °C (-22 °F)	20	202	139	20	315	212
	25	203	167	25	353	263
	30	203	167	30	353	286

Maximum heating circuit ELSR-WA-XX on the following conditions:

- 120/240 Voltage
- Voltage drop max. 10%
- MCB type QO (100% utilization)
- Single cable fed 1 end

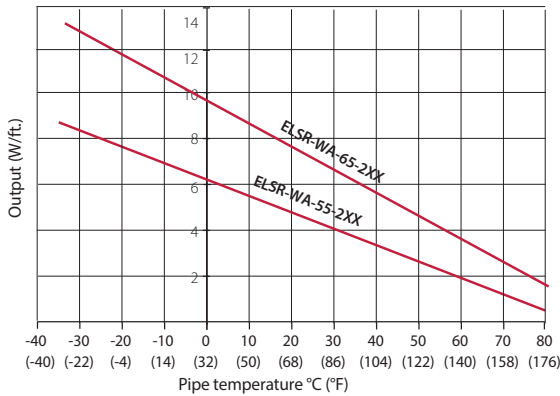
ELSR-WA-XX-1-XX output

(on insulated metallic pipes, in accordance with IEEE 515/CSA 22.2 130-03)



ELSR-WA-XX-2-XX output

(on insulated metallic pipes, in accordance with IEEE 515/CSA 22.2 130-03)



Eltherm® Correction Factors/Multipliers for Operation of Heating Cables in 208V

To calculate the corrected power output for operation in 208V, multiply the published output at 240V (in W/ft.) by the nominal output factor provided for the applicable heating cable type.

To calculate maximum heating circuit lengths for operation in 208V (tables provided in product data sheets), multiply the published max. heating circuit length at 240V provided for the applicable heating cable type.

Heating Cable Correction Factors/ Multipliers	Nominal Output 208V vs. 240V	Heating Circuit Length 208V vs. 240V
ELSR-WA-XX-2	0.80	1.00

OSR-HA High Temperature Self-Regulating Heating Cable ELSR-HA



Features

Outer jacket

- Fluoropolymer (BOT).

Bus wire

- Nickel plated copper.

Minimum start-up temperature

- -30 °C (-22 °F).

Maximum operating temperature (power on)

- 120 °C (248 °F).

Maximum operating temperature (power off)

- 150 °C (302 °F), continuous.
- 200 °C (392 °F), power off for 1000 hr cumulative.

Nominal voltage

- 120V, 240/208V.

Bending radius, min.

- 25 mm (1 in.).

Installation temperature, min.

- -45 °C (-49 °F).

Classification

- II 2G Ex e IIC T3 Gb II 2D Ex tb IIIC.
- T 80 °C Db.
- Class I, Division 2, Groups A, B, C, D.

- Class II, Division 2, Groups E, F, G.
- Class III, T6.
- Class I, Zone 1, AEx / Exe II, T6.
- Class 1, Division 1, Groups B, C, D (Contact manufacturer).

Standards

- CSA C22.2.130.03; -WS.
- CAN/CSA 60079-7:12, 60079-0-11.
- ANSI/IEEE 515, 515.

Certification

- IECEx EPS 12.0006U.
- 12ATEX1431U.
- CSA C US 2547790.

Rating

- Wet rated, for outdoor use (WS).

Warranty

- 1-year basic warranty on the heating cable.

Application

- Freeze protection, heat tracing instrumentation, pipes, vessel and tanks, chemical and petrochemical industries, food processing, automotive.

Models

Nominal Output W/ft.	Product #		Outer jacket/Mechanical shield BOT	Cable dimension approx. (mm)
	120V ^{1,3}	240V ^{1,2,3}		
3	ELSR-HA-3-1-BOT	ELSR-HA-3-2-BOT		12.4 x 5.9
7	ELSR-HA-7-1-BOT	-		12.4 x 5.9
10	ELSR-HA-10-1-BOT	ELSR-HA-10-2-BOT		12.4 x 5.9
15	ELSR-HA-15-1-BOT	ELSR-HA-15-2-BOT		12.4 x 5.9
20	ELSR-HA-20-1-BOT	ELSR-HA-20-2-BOT		12.4 x 5.9

Custom Cut⁴

Product #	Description
OSR-CUT	Cutting fee for all lengths other than 500 ft. and 1000 ft. (25 ft. minimum)

¹ BOT Protective braid and a fluoropolymer outer jacket.

² For operations at 208V, please consult Correction Factors/Multipliers at next page.

³ When ordering, the quantity on the purchase order is equal to the length in feet of the cable required.

E.g.: To order a 500 ft., cable, write 500 for quantity with product code.

⁴ Custom cutting service available with cutting fee (OSR-CUT) for all lengths other than 500 ft. and 1000 ft. (minimum of 25 ft.).

E.g.: To order a 75 ft., cable, write 75 for quantity with product code and add the product code OSR-CUT on another line.

Options

See OSR Options and Controls section

OSR-HA

Heating circuit length for ELSR-HA models

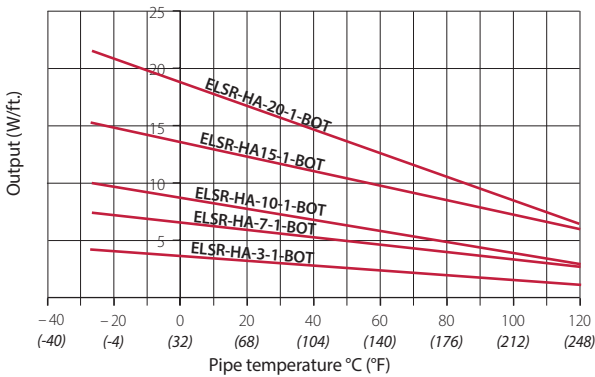
120V							240V					
Start-up temperature	CB capacity (A)	Maximum heating circuit (ft.) for					Start-up temperature	CB capacity (A)	Maximum heating circuit (ft.) for			
		ELSR-HA-3-1	ELSR-HA-7-1	ELSR-HA-10-1	ELSR-HA-15-1	ELSR-HA-20-1			ELSR-HA-3-2	ELSR-HA-10-2	ELSR-HA-15-2	ELSR-HA-20-2
10 °C (50 °F)	10	261	137	113	72	53	10 °C (50 °F)	10	649	181	115	97
	15	391	205	169	108	79		15	973	271	173	146
	20	521	273	225	145	105		20	1267	361	231	194
	25	559	342	282	181	132		25	1267	452	288	243
	30	559	411	338	217	158		30	1267	542	346	291
	35	559	411	374	253	184		35	1267	632	404	340
0 °C (32 °F)	40	559	411	374	279	200	40	1267	716	461	389	
	10	249	132	108	70	50	10	610	171	110	92	
	15	374	198	162	104	75	15	915	256	165	138	
	20	499	264	216	139	100	20	1220	341	220	184	
	25	559	330	270	174	125	25	1267	427	275	230	
	30	559	396	324	209	150	30	1267	512	330	276	
-10 °C (14 °F)	35	559	411	374	244	175	35	1267	597	385	322	
	40	559	411	374	279	200	40	1267	683	440	368	
	10	239	128	104	67	48	10	576	162	105	87	
	15	358	192	156	101	72	15	864	243	158	131	
	20	477	256	208	134	95	20	1152	324	211	175	
	25	559	320	260	168	119	25	1267	405	263	219	
-30 °C (-22 °F)	30	559	384	312	201	143	30	1267	486	316	262	
	35	559	411	364	235	167	35	1267	567	369	306	
	40	559	411	374	269	191	40	1267	648	421	350	
	10	220	120	97	63	43	10	518	147	97	80	
	15	330	180	145	94	65	15	777	220	145	119	
	20	440	240	193	125	87	20	1036	293	193	159	
-30 °C (-22 °F)	25	550	300	242	157	109	25	1267	367	242	199	
	30	559	360	290	188	130	30	1267	440	290	239	
	35	559	411	338	220	152	35	1267	513	338	278	
	40	559	411	374	251	174	40	1267	587	387	318	

Maximum heating circuit ELSR-HA-XX on the following conditions:

- 120/240 Voltage
- Voltage drop max. 10%
- MCB type QO (100% utilization)
- Single cable fed 1 end

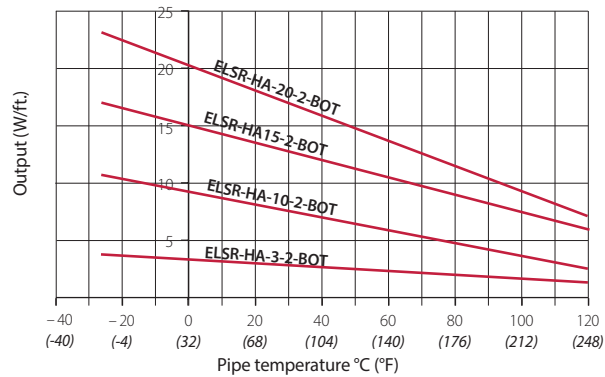
ELSR-HA-XX-1-BOT output

(on insulated metallic pipes)



ELSR-HA-XX-2-BOT output

(on insulated metallic pipes)



Eltherm® Correction Factors/Multipliers for Operation of Heating Cables in 208V

To calculate the corrected power output for operation in 208V, multiply the published output at 240V (in W/ft.) by the nominal output factor provided for the applicable heating cable type.

To calculate maximum heating circuit lengths for operation in 208V (tables provided in product data sheets), multiply the published max. heating circuit length at 240V provided for the applicable heating cable type.

Heating Cable Correction Factors/ Multipliers	Nominal Output 208V vs. 240V	Heating Circuit Length 208V vs. 240V
ELSR-HA-XX-2	0.74	1.00

Product # Kit	Description
OSR-NA Series	
ECA-JB1-NA	Junction box with power connection for single connection c/w label and fastener
ECA-JB2-NA	Junction box with power connection for double connection c/w label and fastener
EL-CLIC-P	Quick connector with supply lead, for 1 to 3 cables
EL-CLIC-S	Quick connector for direct connection or cold lead connection of 1 to 3 cables
EL-ECN-EX ¹	End termination for ELSR-NA
EL-SPN-16	Heat shrink splice-kit suitable for ELSR-NA and cold lead connections
ELAK-3-7	Junction box with mounting stand for non-hazardous (ordinary) and hazardous locations
ECA-LSTK	Power connection and lighted termination kit
ELVB-SRAN	Power connection without cable gland
ELVB-SRAN-12-PA	Power connection with plastique/PA12 cable gland/fitting, 1/2" NPT, non-hazardous location
ELVB-SRAN-34-PA	Power connection with plastique/PA12 cable gland/fitting, 3/4" NPT, non-hazardous location
ELVB-SRAN-34-ST	Power connection with steel/zinc cable gland/fitting, 3/4" NPT, non-hazardous location
ELVB-SREX-34-HT ¹	Power connection with nickel plated cable gland, 3/4" NPT, hazardous location
ELVB-SREX-M20-HT ¹	Power connection with nickel plated cable gland, M20, hazardous location
KIT-OSR-DRD-120V	Roof drain de-icing kit with 50' of 120V 7w/ft. OSR-NA cable (ELSR-NA-7-1-BO)
KIT-OSR-DRD-240V	Roof drain de-icing kit with 50' of 240V 8w/ft. OSR-NA cable (ELSR-NA-8-2-BO)
KIT-OSR-ELSR-NA	End and power termination kit with warning sticker NA Series
OSR-MA Series (AO and BO outer jacket)	
EL-ECM ¹	End termination for ELSR-MA
ELVB-SRAM	Power connection without cable gland
ELVB-SRAM-34-ST	Power connection with steel/zinc cable gland/fitting, 3/4" NPT, non-hazardous location
KIT-OSR-ELSR-MA	End and power termination kit with warning sticker MA Series
OSR-MA Series (BF outer jacket)	
EL-ECMF ²	End termination for ELSR-MA-BF
ELVB-SRAM-34-ST	Power connection with steel/zinc cable gland/fitting, 3/4" NPT, non-hazardous location
KIT-OSR-ECA-MABF-PH-FIT	Brass gland cable fitting 3/4" NPT non-hazardous location for MA-BF cable
KIT-OSR-ELSR-MA-BF	End and power termination kit with warning sticker BF Series
KIT-OSR-MABF-PH-1-CTSOD ³	Quick connect plumbing kit for 1" OD polyethylene CTS pipes for MA-BF cable
KIT-OSR-MABF-PH-114-CTSOD ³	Quick connect plumbing kit for 1 1/4" OD polyethylene CTS pipes for MA-BF cable
KIT-OSR-MABF-PH-112-CTSOD ³	Quick connect plumbing kit for 1 1/2" OD polyethylene CTS pipes for MA-BF cable
KIT-OSR-MABF-PH-34-ID ³	Quick connect plumbing kit for 3/4" ID polyethylene pipes for MA-BF cable
KIT-OSR-MABF-PH-1-ID ³	Quick connect plumbing kit for 1" ID polyethylene pipes for MA-BF cable
KIT-OSR-MABF-PH-114-ID ³	Quick connect plumbing kit for 1 1/4" ID polyethylene pipes for MA-BF cable
KIT-OSR-MABF-PH-112-ID ³	Quick connect plumbing kit for 1 1/2" ID polyethylene pipes for MA-BF cable
OSR-WA Series	
EL-CLIC-P	Quick connector with supply lead, for 1 to 3 cables
EL-CLIC-S	Quick connector for direct connection or cold lead connection of 1 to 3 cables
EL-ECW ¹	End termination for ELSR-WA
ELVB-SRAW	Power connection without cable gland
ELVB-SRAW-34-ST	Power connection with steel/zinc cable gland, 3/4" NPT, non-hazardous location
KIT-OSR-ELSR-WA	End and power termination kit with warning sticker WA Series
OSR-HA Series	
ECA-JB1-HA	Junction box with power connection for single connection c/w label and fastener
ECA-JB2-HA	Junction box with power connection for double connection c/w label and fastener
EL-ECH-EX ¹	End termination for ELSR-HA
ELAK-3-7	Junction box with mounting stand for non-hazardous (ordinary) and hazardous locations
ECA-LSTK	Power connection and lighted termination kit
ELVB-SRAH	Power connection without cable gland
ELVB-SRAH-34-ST	Power connection with steel/zinc cable gland/fitting, 3/4" NPT, non-hazardous location
ELVB-SREX-34-HT ¹	Power connection with nickel plated cable gland, 3/4" NPT, hazardous location
ELVB-SREX-M20-HT ¹	Power connection with nickel plated cable gland, M20, hazardous location
KIT-OSR-ELSR-HA	End and power termination kit with warning sticker HA Series

¹ Minimum installation temperature -45 °C (-49 °F).

² Minimum installation temperature -13 °C (-25 °F).

³ Identifying the type of pipe is key to ensuring a simple and effective connection, Ouellet Canada is not responsible for incorrect pipe selection. No returns will be accepted.



EL-EC(x)



ECA-LSTK



ELVB-SRA(x)



ELVB-SRA(x)-34-ST



KIT-OSR-ELSR-(xx)



KIT-OSR-MABF-PH-(xx)-CTSOD



KIT-OSR-MABF-PH-(xx)-ID



ECA-JB1-(xx)

Options

Product # Kit	Description
All OSR Series	
Multiple applications	
KIT-OSR-EL-WS03	Warning label/sign bilingual (English / French)
Roof and gutter	
ELB-20	Stainless steel downspout 90° mounting plate with nylon ties
ELB-21	Stainless steel gutter mounting plate with nylon ties
ELB-RCLIP	Roof clips for cable, qty 25
Pipe tracing	
ELB-02B	Self-adhesive glass fiber tape, max. temp. = 90 °C (194 °F), 165 ft. (50 m)
ELB-06C	Self-adhesive aluminum tape, max. temp. = 80 °C (176 °F), 165 ft. (50 m)

Controls

Product #	Description
Controller options for roof and gutter for de-icing	
DS-2C ¹	Aerial mounted controller with sensor to detect humidity and temperature, 30A: 100V to 277V, 20A: 28VDC
DS-8C ¹	Aerial mounted controller with sensor to detect temperature and a sensor to detect humidity with 10 ft. (3 m) cable, 30A, 100V to 277V
DS-9C ¹	Aerial mounted controller with sensor to detect temperature and a sensor to detect humidity with 10 ft. (3 m) cable, 2 x 30A, 100V to 277V
EX-50	50 ft. (15 m) extension kit, with connection fittings for humidity sensor
CDP-2	Interior controller and display for DS products
ETO2 ¹	Dual-zone electronic controller, 1-zone: 3 x 16A, 2-zone: 2 x 16A, 120V to 240V
ETF-744-99	24V outdoor sensor for measuring temperature
ETOR-55	Gutter sensor to detect humidity with 33 ft. (10 m) cable
Controller options for pipe tracing for use in non-hazardous (ordinary) locations	
ECA-E55-R25HT ¹	SPDT, NEMA 4X thermostat in molded aluminum housing, 22A at 120/250/480V, with 10 ft. (3 m) stainless steel bulb and capillary
TPR-L1N-3X-Q10 ¹	SPDT, NEMA 4X thermostat in polycarbonate housing, 22A at 120/250/480V, with 3 ft. (1 m) tinned copper bulb and capillary
TPR-L1N-10X-Q10 ¹	SPDT, NEMA 4X thermostat in polycarbonate housing, 22A at 120/250/480V, with 10 ft. (3 m) tinned copper bulb and capillary
TRF115-005 ¹	SPDT, NEMA 4X thermostat, range -17 °C to 49 °C (0 °F to 120 °F), 25A at 120/208/240/277V, with 5 ft. (1.5 m) stainless steel bulb and capillary
TRF115-007 ¹	SPDT, NEMA 4X thermostat, range -35 °C to 38 °C (-30 °F to 100 °F), 25A at 120/208/240/277V, with 8 ft. (2.4 m) copper bulb and capillary
ELTC-14-RTD ¹	Digital temperature control 20A at 90-260V, including 3-wire RTD (Pt-100) sensing element is 5 x 50 mm with 5 m of fluoropolymer lead wires, range 0 °C to 250 °C (32 °F to 482 °F). Suitable for used with GFPE panels
GPT-130	NEMA 4X IP66 electronic single point line sensing heat trace controller 100-277V, 30A c/w built-in 30 mA GFEP and 20 ft. (6 m) lead, 100k ohms at 25 °C(77 °F) thermistor. Range -40 °C to 110 °C (-40 °F to 230 °F)
Controller options for pipe tracing for use in non-hazardous (ordinary) and hazardous locations	
TXR-L2S-10-Q10 ¹	SPDT, explosion-proof, NEMA 4, 7 and 9 thermostat, in anodized aluminum housing, 22A at 120/250/480V, with 10 ft. (3 m) stainless steel bulb and capillary
TM-1SIH1-E5-RTD-A1	TraceMate™ I GFCI electronic thermostat for single circuit at 120V, 30A
TM-1DIH2-E5-RTD-A1	TraceMate™ I GFCI electronic thermostat for single circuit at 240/208V, 30A
TM-2SIH1-E5-RTD	TraceMate™ II GFCI electronic thermostat for dual circuit at 120V, 2 x 30A
TM-2DIH2-E5-RTD	TraceMate™ II GFCI electronic thermostat for dual circuit at 240/208V, 2 x 30A
MS-2101 ²	MasterTrace Single circuit electronic GFCI controller with double pole, 85V to 300V, 30A, with user interface
MS-2102 ²	MasterTrace Double circuit electronic GFCI controller with single pole, 120V or 277V, 2 x 30A, with user interface
RTD-7	RTD probe for MasterTrace controller
Control panel options	
SR-4CIR-240	4 circuits 240V 30A circuit GFEP control panel with contactors and 240-120V control transformer (HxWxD: 20x16x8 in.)
SR-6CIR-240	6 circuits 240V 30A circuit GFEP control panel with contactors and 240-120V control transformer (HxWxD: 20x16x8 in.)
SR-8CIR-240	8 circuits 240V 30A circuit GFEP control panel with contactors and 240-120V control transformer (HxWxD: 24x20x8 in.)
SR-12CIR-240	12 circuits 240V 30A circuit GFEP control panel with contactors and 240-120V control transformer (HxWxD: 24x24x8 in.)

¹ Requires a ground fault circuit interrupter (GFCI) in the electrical panel.

² Requires a RTD probe for MasterTrace controller (RTD-7).



OCF Patio Infrared Heater



Stainless steel
OCF30240, OCF40240,
OCF60240

Black
OCF15120



Grounded 3-pronged outlet (120V model)



NEMA 5-15R

Features

Finish

- Black anodized aluminum or stainless steel.

Voltage

- 120V, 240/208V, 60 Hz, 1-phase.

Construction

- Weatherproof IP65 certified for outdoor use.
- 2 mm wall thickness aluminum extrusion casing.
- High quality aluminum optical reflector.
- High quality power cord:
 - 120V model: 7.5 ft. (2.25 m) with NEMA 5-15P plug.
 - 240/208V models: 6 ft. (1.8 m) hard wire.

Heating element

- Woven carbon filament infrared lamp inside a 15 mm Quartz tube.
- Element service life \pm 5000h.

Wavelength

- Mid-wave (2 μ m).

Control

- 1500W and 3000W models: On/Off integrated regulator and a remote control with 6 settings.
- 4000W and 6000W models: Two heating level, 50% and 100%. Heater can be wired to bypass the remote if requires.

Certification

- Comply with the standard UL2021:2015 Ed.4 and C22.2 No.46: 2013 Ed.9.

Installation

- Horizontal installation only.
- Pivoting wall mounting brackets included (120V and 240/208V models).
- Mounting brackets for ceiling suspension included (240/208V models).
- Installation minimum clearances:
 - 1500W model: 6.7 ft. (2.0 m) from floor.
 - 300W, 4000W and 6000W models: 8 ft. (2.4 m) from floor.
 - All models: 12 in. (30 cm) from ceiling, 18 in. (45 cm) between the end of the unit to the wall and 24 in. (61 cm) between the longer side of the unit to the wall.
- 120V model: Wall mounted only. Must be plugged into a grounded 3-pronged outlet, 15A, 120VAC.
- 240/208V models: Wall or ceiling mounted. Hard-wired into an electrical junction box (not included).

Warranty

- 1-year warranty against defects.
- 90-day warranty on the element (for industrial applications only).

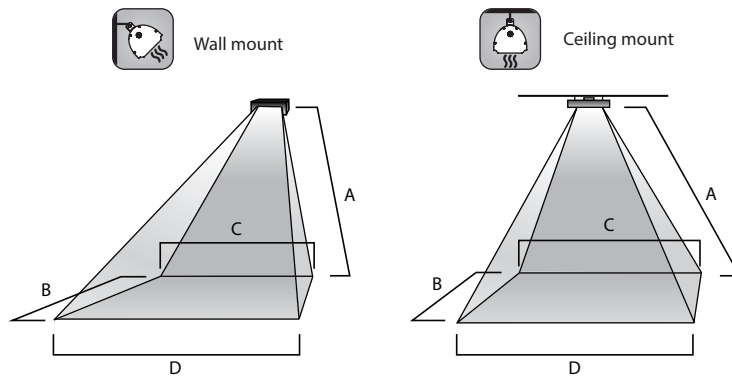
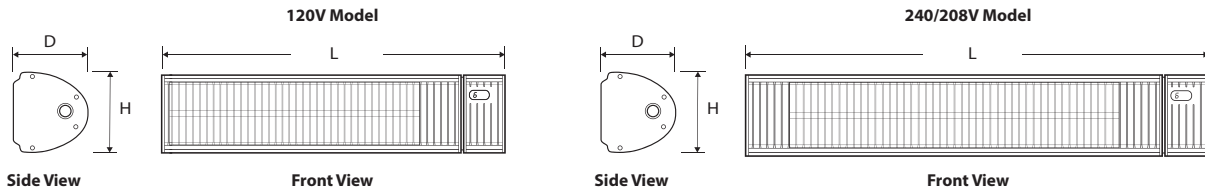
Application

- Temporary back-up heating, workshop, garage, solarium, pool and spa, balcony, patio, bar, restaurant, hotel, church.

Models

Watts	Volts	Product # ¹	Grounded 3-pronged outlet	Length				Weight			
				L	H	D		lb	kg		
1500	120	CF15120B	15A, 120VAC	in.	mm	in.	mm	in.	mm		
3000/2250	240/208	CF30240SS ²	-	27	685.8	6 1/2	165	6 5/16	161	10.0	4.5
4000/3000	240/208	CF40240SS ²	-	38	965.2	6 1/2	165	6 5/16	161	14.3	6.4
6000/4500	240/208	CF60240SS ²	-	42	1066.8	9	228.6	9	228.6	40.0	18.2
				42	1066.8	9	228.6	9	228.6	40.0	18.2

¹ Mounting brackets included. Finish: "B" for black anodized aluminum, "SS" for stainless steel.
² Indoor residential installation forbidden.



Heat coverage

Watts	A		B		C		D		Heat coverage	
	ft. in.	m	ft.	m	ft.	m	ft.	m	sq. ft.	sq. m
Wall mounted										
1500W	8'	2.44	8	2.44	8	2.44	9	2.74	72	6.7
3000W	8'	2.44	11	3.35	10	3.05	12	3.66	120	11.2
4000W	8' 2"	2.49	11	3.35	10	3.05	12	3.66	140	13.0
6000W	10'	3.05	12	3.66	10	3.05	12	3.66	150	13.9
Ceiling mounted										
3000W	8'	2.44	11	3.35	11	3.35	11	3.35	120	11.2
4000W	8'	2.44	11	3.35	12	3.66	12	3.66	140	13.0
6000W	8'	2.44	12	3.66	12	3.66	12	3.66	150	13.9

ORP Architectural Radiant Panel



Features

Color

- Standard: polar white.
- Custom colors available upon request.

Finish

- High-temperature polyester powder paint.

Voltage

- 120V, 208V, 240V, 277V, 347V.

Construction

- Reflective foil used to adhere to the panel heating elements.
- High-temperature mineral wool insulation, 4 PSF density, 2" (50.8 mm) thick.
- 22-gauge galvanized steel panel frame and front.
- Internal junction box with cover.
- Optional external junction box.
- Suspension clips in all four corners of the panel (suspension wires not included).
- Custom sizes available upon request.

Heating element

- Nickel-chrome alloy resistance wire, PTFE insulation evenly distributed over the panel.

Density

- 65 to 95W/sq. ft. at rated voltage.

Control

- Line voltage control circuit for thermostat, timer or switch (not included, must be compatible with the selected voltage and wattage of the heater).

Ouellet highly recommends using an electronic wall thermostat for greater comfort.

Certification

- CSA STD C22.2 No.46.

Installation

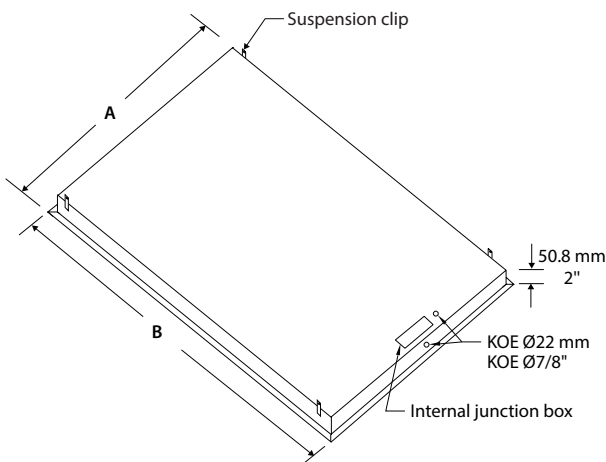
- Suspended from a ceiling or inserted into a T-Bar suspended ceiling.
- Variety of accessories available for surface installation with the SF frame on a gypsum ceiling or recessed with the PF frame.
- 2 in. (50.8 mm) minimum clearance above the panel.
- Minimum installation height from floor: 7 ft. (2.13 m).
- Relocation possible.

Warranty

- 1-year on the paint.
- 10-year on the heating element.

Application

- Commercial building, office building, hospital, school, daycare, private residence.



	AS2424		AS2448		AS1448		AS1460	
	mm	in.	mm	in.	mm	in.	mm	in.
A	603.25	23 3/4	603.25	23 3/4	349.25	13 3/4	349.25	13 3/4
B	603.25	23 3/4	1212.85	47 3/4	1212.85	47 3/4	1517.65	59 3/4

Models¹

Watts	Product #				Weight	
	120V	208V	240V	277V	lb	kg
23-3/4" x 23-3/4" Panel						
250	AS2424-250-120	-	AS2424-250-240	AS2424-250-277	15	6.8
310	-	AS2424-310-208	AS2424-310-240	-	15	6.8
335	AS2424-335-120	-	-	AS2424-335-277	15	6.8
375	AS2424-375-120	AS2424-375-208	-	AS2424-375-277	15	6.8
23-3/4" x 47-3/4" Panel						
500	AS2448-500-120	-	AS2448-500-240	AS2448-500-277	30	13.6
535	-	AS2448-535-208	-	-	30	13.6
625	AS2448-625-120	AS2448-625-208	AS2448-625-240	-	30	13.6
660	-	-	-	AS2448-660-277	30	13.6
725	-	-	AS2448-725-240	-	30	13.6
750	AS2448-750-120	AS2448-750-208	-	AS2448-750-277	30	13.6
13-3/4" x 47-3/4" Panel						
300	-	-	AS1448-300-240	-	18	8.2
350	AS1448-350-120	-	-	AS1448-350-277	18	8.2
400	-	AS1448-400-208	-	-	18	8.2
435	-	AS1448-435-208	AS1448-435-240	AS1448-435-277	18	8.2
13-3/4" x 59-3/4" Panel						
350	AS1460-350-120	-	-	-	22	10
375	-	-	AS1460-375-240	AS1460-375-277	22	10
450	-	AS1460-450-208	-	-	22	10
535	-	-	-	AS1460-535-277	22	10
550	-	-	AS1460-550-240	-	22	10

¹ Allow a maximum of approximately 6 weeks of production lead time.
Standard color is polar white.
Other colors are available upon request. Please contact your customer service representative.

Options

Product # Kit	Product # Factory installed*	Description
-	FC48	48 in. (121.92 cm) flexible conduit
PF-1448	-	Frame for recessed installation on gypsum ceiling, 14 1/14" x 48 1/48"
PF-1460	-	Frame for recessed installation on gypsum ceiling, 14 1/14" x 60 1/48"
PF-22	-	Frame for recessed installation on gypsum ceiling, 24 1/14" x 24 1/48"
PF-24	-	Frame for recessed installation on gypsum ceiling, 24 1/14" x 48 1/48"
-	WT	Silicone seams, including a 36 in. (91.44 cm) Sealtite® conduit
SF-1448	-	Frame for surface installation on gypsum ceiling, 14" x 48"
SF-1460	-	Frame for surface installation on gypsum ceiling, 14" x 60"
SF-22	-	Frame for surface installation on gypsum ceiling, 24" x 24"
SF-24	-	Frame for surface installation on gypsum ceiling, 24" x 48"

* For factory installed options, add the option number to the product number. See the Product Code section inside the front cover.
Variety of control panel available upon request.

OTS Trench Insert Floor Convector



Features

Color

- Standard: semi-gloss black.
- Optional (upcharge applicable): white, almond, metallic silver, bronze, metallic charcoal, aluminum, sand.
- Custom colors available upon request.

Finish

- Standard: epoxy/polyester powder paint.

Voltage

- 120V, 208V, 240/208V, 277V, 347V, 480V, 600V, 1-phase.

Construction

- Sturdy construction of 20-gauge steel.
- Linear high-limit temperature control with automatic reset.
- Linear high-limit temperature control with manual reset.

Heating element

- Stainless steel tubular heating element with aluminum fins.
- Floating heating element on high-temperature nylon bushings reducing expansion noises.

Watt density

- Average standard watt density of 250W/ft.
- Average low density of 200W/ft., 167W/ft.

Control

- Mechanical or electronic relays available (installed on the right end only).

Ouellet highly recommends using an electronic wall thermostat for greater comfort.

Installation

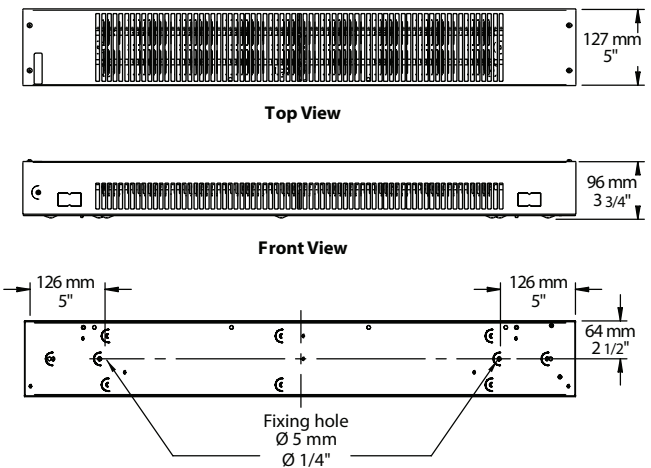
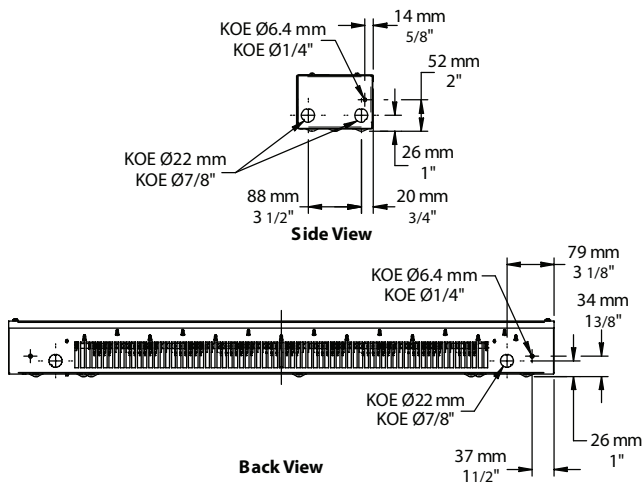
- Must be installed inside a trench under a floor with a compatible top trench grille (not supplied), which must cover the entire length of the heater. Please refer to the table of Models of compatible top trench grilles.
- 2 fixing holes in the bottom of the heater.

Warranty

- 3-year warranty against defects.
- 10-year warranty on the heating element.

Application

- Bay window, lobby, commercial building, condos, restaurants.



OTS

Standard Watt Density Models 250W/ft.

Watts	# Product					Watts 240/208V	# Product 240/208V	Length		Weight	
	120V	208V	277V	480V	in.			mm	lb	kg	
750	OTS0752	OTS0758	OTS0777	-	750/563	OTS0750	36	915	8.4	3.8	
1000	-	OTS1008	OTS1077	OTS1004	1000/750	OTS1000	48	1220	10.8	4.9	
1250	-	OTS1258	OTS1277	OTS1254	1250/938	OTS1250	60	1525	13.2	6.0	

Low Watt Density Models

# Product ¹	Length	Weight	Average Density W/ft.	Watts	Watts 240/208V	120V	208V	240/208V	277V	480V
OTS050X-915	36"	8.4 lb	167	500	500/375					-
OTS060X-915	(915 mm)	(3.8 kg)	200	600	600/450					-
OTS066X-1220	48"	10.8 lb	167	668	668/502					
OTS080X-1220	(1220 mm)	(4.9 kg)	200	800	800/600					
OTS083X-1525	60"	13.2 lb	167	835	835/627					
OTS100X-1525	(1525 mm)	(6 kg)	200	1000	1000/750	-				

¹ X = 2 (120V), 8 (208V), 0 (240/208V), 77 (277V), 4 (480V).

= Available.

Add «NL» for semi-gloss black. Upcharge applicable for optional colors shown in the color chart section. Other voltages available upon request.

Options

# Product ¹ Kit	# Product ¹ Factory installed*	Description
KIT-OTS-DIS20	DIS20	Disconnect switch, 20A at 277V max.
KIT-OTS-DIS40	-	Disconnect switch, 40A at 600V max. 120 mm height
KIT-OTS-R-347	R	Single-pole relay, coil 24V, without transformer: 22A at 120V, 208V, 240V - 19A at 277V - 18A at 347V
KIT-OTS-R-600	R	Single-pole relay, coil 24V, without transformer: 10A at 480V, 600V
KIT-OTS-RT-208	RT	Single-pole relay, coil 24V, with transformer 208V/24V, 22A at 208V
KIT-OTS-RT-240	RT	Single-pole relay, coil 24V, with transformer 240V/24V, 22A at 240V
KIT-OTS-RT-277	RT	Single-pole relay, coil 24V, with transformer 277V/24V, 19A at 277V
KIT-OTS-RT-347	RT	Single-pole relay, coil 24V, with transformer 347V/24V, 18A at 347V
KIT-OTS-TRIAC-347	TRIAC	Single-pole electronic relay, coil 24V, without transformer: 10A max. at 347V max.
KIT-OTS-TRIAC-347T	TRIAC	Single-pole electronic relay, coil 24V, with transformer: 10A max. at 347V max.
KIT-OTS-TRIAC-600	TRIAC	Single-pole electronic relay, coil 24V, without transformer: 6A at 600V max.

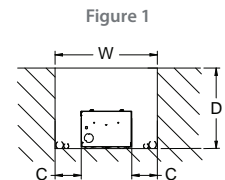
* For factory installed options, add the option number to the product number. See the **Product Code** section inside the front cover.

¹ Options installed at right end only.

Models of compatible top trench grilles

Manufacturer	Grille Model	Trench dimension - Figure 1					
		Power per linear foot			Power per linear foot		
		167W/ft.	200W/ft.	250W/ft.	167W/ft.	200W/ft.	250W/ft.
Nailor Industries www.nailor.com	49-240	-	-	-	-	-	-
	49-241	-	-	-	-	-	-
	49-243	-	-	-	-	-	-
	49-280	-	-	-	-	-	-
	49-281	-	-	-	-	-	-
Price Industries www.priceindustries.com	LBP/LBPH 15B	-	-	-	-	-	-
	LBP/LBPH 16B	-	-	-	-	-	-
	LBP/LBPH 25C	-	-	-	-	-	-

NOTE: Vanes or deflectors options with grille are prohibited.



OMB Mini Aluminum Draft Barrier



Features

Color

- Standard: white, almond.
- Optional (upcharge applicable): metallic silver, bronze, metallic charcoal, aluminum, semi-gloss black, sand.
- Custom colors available upon request.

Finish

- Standard: epoxy/polyester powder paint.
- Optional: anodized aluminum.

Voltage

- 208V, 240/208V, 277V, 347V, 600V, 50/60 Hz, 1-phase.

Construction

- 14-gauge (0.0787 in. [2 mm]) aluminum front cover. **1**
- 18-gauge satin coat steel cabinet.
- Screw assembly for added strength.
- Full length built-in wireway.
- Separate low voltage wireway (-WW) available.
- Pencil-proof openings less than 1/4 in. (6.4 mm).
- Bottom fresh air inlet; top warm air outlet.
- Clean back available (-BD).
- Linear high-limit temperature control with automatic reset. **2**
- High altitude version available (-HA).
- End caps included. **3**

Heating element

- Stainless steel tubular heating element with aluminum fins. **4**
- Floating heating element on high-temperature nylon bushings reducing expansion noises.

Watt density

- Standard watt density.
- Low watt density.

Control

- Built-in thermostat available with a control knob or tamperproof.
- Mechanical, electronic or pneumatic relays available (installed on the right end only).

Ouellet highly recommends to use an electronic wall thermostat for greater comfort.

Installation

- Not for residential use in the United States.
- Heater must be installed at least 2 in. (51 mm) from finished floor.
- Mounting holes spaced on 4 in. (102 mm) intervals for ease of installation.
- Installation on wall or floor mounted with pedestals. **5**
- Variety of accessories available for wall-to-wall installation.
- Pedestal kit available.

Warranty

- 1-year warranty against defects.

Application

- Commercial building, office building, hospital, daycare center.

Standard Watt Density Models

Watts	Watts 240/208V	208V	Product #		Length		Weight	
			240/208V	277V	in.	mm	lb	kg
350	350/263	OMB0358	OMB0350	OMB0377	27 9/16	700	7.0	3.2
525	525/394	OMB0528	OMB0520	OMB0577	35 7/16	900	8.3	3.8
700	700/526	OMB0708	OMB0700	OMB0777	47 1/4	1200	10.2	4.6
875	875/657	OMB0878	OMB0870	OMB0877	59 1/16	1500	12.0	5.5
1050	1050/789	OMB1058	OMB1050	OMB1077	70 7/8	1800	13.9	6.3
1225	1225/920	OMB1228	OMB1220	OMB1277	82 11/16	2100	15.8	7.2
1400	1400/1052	OMB1408	OMB1400	OMB1477	94 1/2	2400	17.6	8.0

Low Watt Density Models

Product # ¹	Length	Weight	Average Density W/ft.	Watts	Watts 240/208V ¹	208V	240/208V	277V
OMB030X-700	27 9/16" (700 mm)	7.0 lb (3.2 kg)	150	300	300/225			-
OMB030X-900	35 7/16" (900 mm)	8.3 lb (3.8 kg)	100	300	300/225			-
OMB045X-900			150	450	450/338			
OMB040X-1200	47 1/4" (1200 mm)	10.2 lb (4.6 kg)	100	400	400/300			
OMB060X-1200			150	600	600/450			
OMB050X-1500	59 1/16" (1500 mm)	12.0 lb (5.5 kg)	100	500	500/375			
OMB075X-1500			150	750	750/563			
OMB060X-1800	70 7/8" (1800 mm)	13.9 lb (6.3 kg)	100	600	600/450			
OMB090X-1800			150	900	900/675			
OMB070X-2100	82 11/16" (2100 mm)	15.8 lb (7.2 kg)	100	700	700/525			
OMB105X-2100			150	1050	1050/788			
OMB080X-2400	94 1/2" (2400 mm)	17.6 lb (8.0 kg)	100	800	800/600			
OMB120X-2400			150	1200	1200/900			

¹ X = 8 (208V), 0 (240/208V), 77 (277V).

= Available. Add "BL" for white, "AM" for almond. Upcharge available for optional colors shown in the color chart section.

Add "BL" for white, "AM" for almond. Optional colors shown in the color chart section are available upon request.

Other colors, accessories and finishes are available upon request. Please contact your customer service representative.

Other voltages available upon request.

Options

Product # Kit	Product # Factory installed*	Description
-	BD ³	Clean back
KIT-OMB-CE	-	Outside corner, 4 in. (102 mm)
KIT-OMB-CI	-	Inside corner, 4 in. (102 mm)
KIT-OMB-JT	-	Splice plate, 2 in. (51 mm)
KIT-OMB-JT-PE	-	Contour splice plate for BD option and 1 or heater with pedestals, 2 in. (51 mm)
KIT-OMB-PE	-	Round pedestal kit (2), 3 in. (76 mm)
KIT-OMB-PEC	-	Square-shaped pedestal kit (2), 2 in. (51 mm)
OMB-SV-XX	-	Empty cabinet with length of XX mm (minimum: 154 mm, maximum: 2400 mm)
KIT-OMB-DIS20 ⁴	DIS20 ⁴	Disconnect switch, 20A at 277V max.
-	HA	Linear high-limit temperature control for high altitude (3000 ft. to 8200 ft.)
-	PM	Pneumatic relay, 20A at 600V max.
KIT-OMB-R-347	R	Single-pole relay, coil 24V, without transformer, 22A at 208V, 240V - 19A at 277V - 18A at 347V
KIT-OMB-R-600	R	Single-pole relay, coil 24V, without transformer, 10A at 600V
KIT-OMB-RT-208	RT	Single-pole relay, coil 24V, with transformer 208V/24V, 22A at 208V
KIT-OMB-RT-240	RT	Single-pole relay, coil 24V, with transformer 240V/24V, 22A at 240V
KIT-OMB-RT-277	RT	Single-pole relay, coil 24V, with transformer 277V/24V, 19A at 277V
KIT-OMB-RT-347	RT	Single-pole relay, coil 24V, with transformer 347V/24V, 18A at 347V
KIT-OMB-RT-600 ²	RT ²	Single-pole relay, coil 24V, with transformer 600V/24V, 10A at 600V (2-wire only)
KIT-OMB-TB6	TB6	Single-pole bi-metal thermostat: 25A at 208V, 240V, 277V - 10A at 347V, 480V, 600V
KIT-OMB-TB26 ¹	TB26 ¹	Double-pole bi-metal thermostat: 25A at 208V, 240V, 277V - 10A at 347V, 480V, 600V
KIT-OMB-TB6-AV	TB6AV	Single-pole bi-metal tamperproof thermostat: 25A at 208V, 240V, 277V - 10A at 347V, 480V, 600V
KIT-OMB-TB26-AV ¹	TB26AV ¹	Double-pole bi-metal tamperproof thermostat: 25A at 208V, 240V, 277V - 10A at 347V, 480V, 600V
KIT-OMB-TRIAC-347	TRIAC	Single-pole electronic relay, coil 24V, without transformer, 10A max. at 347V max.
KIT-OMB-TRIAC-347T	TRIAC T	Single-pole electronic relay, coil 24V, with transformer, 10A max. at 208V, 240V, 347V
KIT-OMB-TRIAC-600	TRIAC	Single-pole electronic relay, coil 24V, without transformer, 6A at 600V max.
-	WW	24V wireway

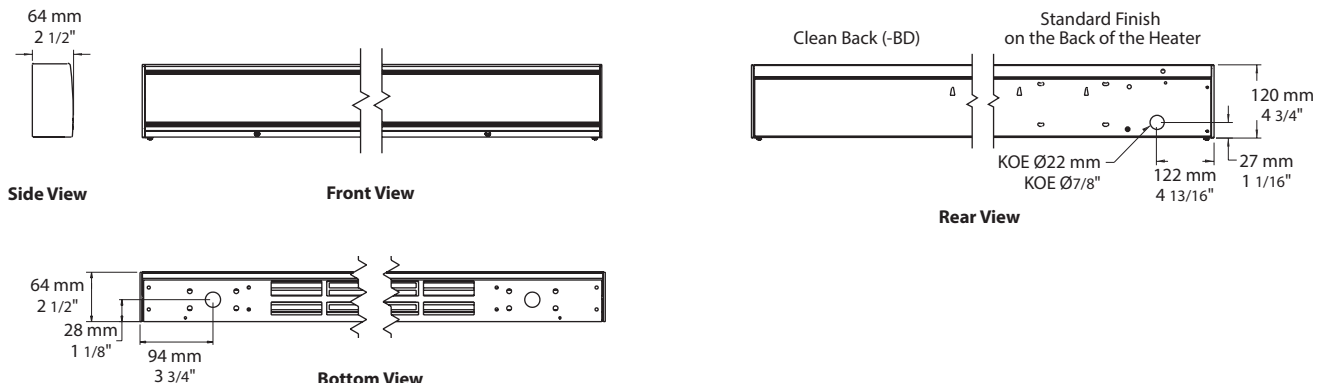
* For factory installed options, add the option number to the product number. See the **Product Code** section inside the front cover.

¹ "Off" position.

² These 2-wire relays with transformer can't supply of 3-wire low voltage thermostats.

³ For anodized aluminum heaters, the clean back option will be fixed with visible rivets.

⁴ For the U.S. only: The nominal current of the unit must not exceed 80% of the capacity of the disconnect.



OHB High Density Aluminum Draft Barrier




With pedestals



1



2



3



4



5

Features

Color

- Standard: white, almond.
- Optional (upcharge applicable): metallic silver, bronze, metallic charcoal, aluminum, semi-gloss black, sand.
- Custom colors available upon request.

Finish

- Standard: epoxy/polyester powder paint.
- Optional: anodized aluminum.

Voltage

- 208V, 240/208V, 277V, 347V, 480V, 600V, 50/60 Hz, 1-phase.

Construction

- 14-gauge (0.0787 in. [2 mm]) aluminum front cover. **1**
- 18-gauge satin coat steel cabinet.
- Screw assembly for added strength.
- Full length built-in wireway.
- Separate low voltage wireway (-WW) available.
- Pencil-proof openings less than 1/4 in. (6.4 mm). **2**
- Bottom fresh air inlet, top warm air outlet.
- Clean back available (-BD).
- Linear high-limit temperature control with automatic reset. **3**
High altitude version available (-HA).
- End caps included.

Heating element

- Two stainless steel tubular heating elements with aluminum fins.
- Floating heating elements on high-temperature nylon bushings reducing expansion noises. **4**

Watt density

- Standard watt density.
- Low watt density.
- High watt density.

Control

- Built-in thermostat available with a control knob or tamperproof.
- Mechanical, electronic or pneumatic relays available.

Ouellet highly recommends to use an electronic wall thermostat for greater comfort.

Installation

- Not for residential use in the United States.
- Heater must be installed at least 3 in. (76 mm) from finished floor.
- Mounting holes spaced on 2 in. (51 mm) intervals for ease of installation.
- Installation on wall or floor mounted with pedestals. **5**
- Pedestal kit available.
- Variety of accessories available for wall-to-wall installation.

Warranty

- 10-year warranty against defects.

Application

- Commercial building, office building, hospital, daycare center, private residence.

OHB

Standard Watt Density Models

Watts	Watts		Product #			Length		Weight	
	240/208V	208V	240/208V	277V	480V	in.	mm	lb	kg
750	750/563	OHB0758	OHB0750	OHB0777	-	23 5/8	600	10.7	4.8
1000	1000/750	OHB1008	OHB1000	OHB1077	OHB1004	35 7/16	900	14.1	6.4
1400	1400/1050	OHB1408	OHB1400	OHB1477	OHB1404	47 1/4	1200	17.6	8.0
1750	1750/1313	OHB1758	OHB1750	OHB1777	OHB1754	59 1/16	1500	21.1	9.6
2100	2100/1577	OHB2108	OHB2100	OHB2177	OHB2104	70 7/8	1800	24.6	11.1
2450	2450/1840	OHB2458	OHB2450	OHB2477	OHB2454	82 11/16	2100	28.0	12.7
2800	2800/2103	OHB2808	OHB2800	OHB2877	OHB2804	94 1/2	2400	31.5	14.3

Low Watt Density Models

Product # ¹	Length	Weight	Average Density W/ft.	Watts	Watts 240/208V ¹	208V	240/208V	277V	480V
OHB040X-600	23 5/8"	10.7 lb	175	375	375/281				-
OHB050X-600	(600 mm)	(4.8 kg)	250	500	500/375				-
OHB050X-900	35 7/16"	14.1 lb	175	500	500/375				
OHB075X-900	(900 mm)	(6.4 kg)	250	750	750/563				
OHB070X-1200	47 1/4"	17.6 lb	175	700	700/525				
OHB100X-1200	(1200 mm)	(8.0 kg)	250	1000	1000/750				
OHB087X-1500	59 1/16"	21.1 lb	175	875	875/656				
OHB125X-1500	(1500 mm)	(9.6 kg)	250	1250	1250/938				
OHB105X-1800	70 7/8"	24.6 lb	175	1050	1050/788				
OHB150X-1800	(1800 mm)	(11.1 kg)	250	1500	1500/1125				
OHB122X-2100	82 11/16"	28.0 lb	175	1225	1225/919				
OHB175X-2100	(2100 mm)	(12.7 kg)	250	1750	1750/1313				
OHB140X-2400	94 1/2"	31.5 lb	175	1400	1400/1050				
OHB200X-2400	(2400 mm)	(14.3 kg)	250	2000	2000/1500				

High Watt Density Models

Watts	Watts		Product #			Length		Weight	
	240/208V	208V	240/208V	277V	480V	in.	mm	lb	kg
1000	1000/750	OHBH1008	OHBH1000	OHBH1077	OHBH1004	23 5/8	600	10.7	4.8
1500	1500/1125	OHBH1508	OHBH1500	OHBH1577	OHBH1504	35 7/16	900	14.1	6.4
2000	2000/1500	OHBH2008	OHBH2000	OHBH2077	OHBH2004	47 1/4	1200	17.6	8.0
2500	2500/1875	OHBH2508	OHBH2500	OHBH2577	OHBH2504	59 1/16	1500	21.1	9.6
3000	3000/2250	OHBH3008	OHBH3000	OHBH3077	OHBH3004	70 7/8	1800	24.6	11.1
3500	3500/2625	OHBH3508 ²	OHBH3500	OHBH3577	OHBH3504	82 11/16	2100	28.0	12.7
4000	4000/3000	OHBH4008 ²	OHBH4000 ²	OHBH4077	OHBH4004	94 1/2	2400	31.5	14.3

¹ X = 8 (208V), 0 (240/208V), 77 (277V), 4 (480V).

² If the control option "24V electronic relay" is required, these products need two electronic relays.
= Available.

Add "BL" for white, "AM" for almond. Optional colors shown in the color chart section are available upon request.

Other colors, accessories and finishes are available upon request. Please contact your customer service representative.

Other voltages available upon request.

Options

Product # Kit	Product # Factory installed*	Description
-	BD ¹	Clean back
KIT-OHB-CE	-	Outside corner, 8 in. (203 mm)
KIT-OHB-CI	-	Inside corner, 8 in. (203 mm)
KIT-OHB-JT	-	Splice plate, 2 in. (51 mm)
KIT-OHB-JT-PE	-	Contour splice plate for BD option and/or heater with pedestals, 2 in. (51 mm)
KIT-OHB-PEC	-	Square-shaped pedestal kit (2), 3 in. (76 mm)
OHB-SV-XX	-	Empty cabinet with length of XX mm (minimum: 154 mm, maximum: 2400 mm)
KIT-OHB-DIS20 ³	DIS20 ³	Disconnect switch, 20A at 277V max.
KIT-OHB-DIS40 ³	DIS40 ³	Disconnect switch, 40A at 600V max.
-	HA	Linear high-limit temperature control for high altitude (3000 ft. to 8200 ft.)
-	PM	Pneumatic relay, 20A at 600V max.
KIT-OHB-R-347	R	Single-pole relay, coil 24V, without transformer, 22A at 208V, 240V - 19A at 277V - 18A at 347V
KIT-OHB-R-600	R	Single-pole relay, coil 24V, without transformer, 10A at 600V
KIT-OHB-RT-208	RT	Single-pole relay, coil 24V, with transformer 208V/24V, 22A at 208V
KIT-OHB-RT-240	RT	Single-pole relay, coil 24V, with transformer 240V/24V, 22A at 240V
KIT-OHB-RT-277	RT	Single-pole relay, coil 24V, with transformer 277V/24V, 19A at 277V
KIT-OHB-RT-347	RT	Single-pole relay, coil 24V, with transformer 347V/24V, 18A at 347V
KIT-OHB-RT-600 ²	RT ²	Single-pole relay, coil 24V, with transformer 600V/24V, 10A at 600V (2-wire only)
KIT-OHB-T	T	Single-pole thermostat: 25A at 208V, 240V - 10A at 277V, 347V, 480V, 600V
KIT-OHB-T2 ⁴	T2 ⁴	Double-pole thermostat: 30A at 208V, 240V - 15A at 347V, 600V
KIT-OHB-T-AV	TAV	Single-pole tamperproof thermostat: 25A at 208V, 240V - 10A at 277V, 347V, 480V, 600V
KIT-OHB-T2-AV ⁴	T2AV ⁴	Double-pole tamperproof thermostat: 30A at 208V, 240V - 15A at 347V, 600V
KIT-OHB-TRIAC-347	TRIAC	Single-pole electronic relay, coil 24V, without transformer, 15A at 347V max.
KIT-OHB-TRIAC-347T	TRIAC	Single-pole electronic relay, coil 24V, with transformer, 15A at 208V, 240V, 347V
KIT-OHB-TRIAC-600	TRIAC	Single-pole electronic relay, coil 24V, without transformer, 6A at 600V max.
-	WW	24V wireway includes high temperature wiring

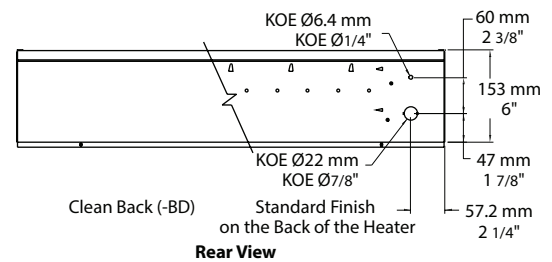
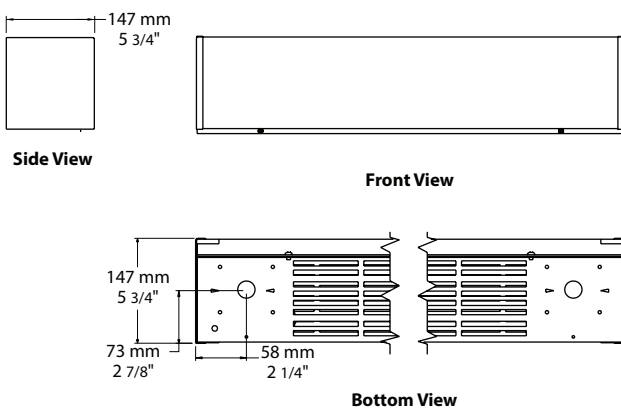
* For factory installed options, add the option number to the product number. See the **Product Code** section inside the front cover.

¹ For anodized aluminum heaters, the clean back option will be fixed with visible rivets.

² These 2-wire relays with transformer can't supply a 3-wire low voltage thermostats.

³ For the U.S. only: The nominal current of the unit must not exceed 80% of the capacity of the disconnect.

⁴ "Off" position.



ODB ODI

Aluminum Draft Barrier

Aluminum Sloped Top Draft Barrier




ODB

With bottom fresh air inlet and pedestals




ODI


With pedestals




1



2



3



4



5

Features

Color

- Standard: white, almond.
- Optional (upcharge applicable): metallic silver, bronze, metallic charcoal, aluminum, semi-gloss black, sand.
- Custom colors available upon request.

Finish

- Standard: epoxy/polyester powder paint.
- Optional: anodized aluminum.

Voltage

- 120V, 208V, 240/208V, 277V, 347V, 600V, 50/60 Hz, 1-phase.

Construction

- 14-gauge (0.0787 in. [2 mm]) aluminum front cover. **1**
- 18-gauge satin coat steel cabinet.
- Screw assembly for added strength.
- Full length built-in wireway.
- Pencil-proof openings less than 1/4 in. (6.4 mm). **2**
- Front fresh air inlet; top warm air outlet.
 - Bottom fresh air inlet available (-BAI).
- Clean back available (-BD).
- Linear high-limit temperature control with automatic reset.
 - High altitude version available (-HA).
- End caps included. **3**

Heating element

- Stainless steel tubular heating element with aluminum fins. **4**
- Floating heating element on high-temperature nylon bushings reducing expansion noises.

Watt density

- Standard watt density.
- Low watt density.

Control

- Built-in thermostat available with a control knob or tamperproof. **5**
- Mechanical, electronic or pneumatic relays available (installed on the right end only).

Ouellet highly recommends to use an electronic wall thermostat for greater comfort.

Installation

- Heater must be installed at least 2 in. (51 mm) from finished floor (for -BAI option).
- Mounting holes spaced on 4 in. (102 mm) intervals for ease of installation.
- Wall or floor mounted installation.
- Variety of accessories available for wall-to-wall installation.
- Pedestal kit available.

Warranty

- 10-year warranty against defects.

Application

- Commercial building, office building, hospital, daycare center, private residence.

ODB Aluminum Draft Barrier



With bottom fresh air inlet and pedestals



Standard Watt Density Models

Watts	Watts 240/208V	Product #				Length		Weight	
		120V	208V	240/208V	277V	in.	mm	lb	kg
500	500/375	ODB0502	ODB0508	ODB0500	ODB0577	29 1/16	738	8.0	3.6
750	750/563	ODB0752	ODB0758	ODB0750	ODB0777	39 1/16	992	10.4	4.7
1000	1000/750	ODB1002	ODB1008	ODB1000	ODB1077	49 5/16	1253	12.8	5.8
1250	1250/938	ODB1252	ODB1258	ODB1250	ODB1277	58 13/16	1494	15.1	6.8
1500	1500/1125	ODB1502	ODB1508	ODB1500	ODB1577	67 1/2	1715	17.2	7.8
1750	1750/1313	-	ODB1758	ODB1750	ODB1777	76 7/8	1952	19.4	8.8
2000	2000/1500	-	ODB2008	ODB2000	ODB2077	85 5/8	2175	21.5	9.7
2250	2250/1688	-	ODB2258	ODB2250	ODB2277	94 1/2	2400	23.6	10.7
2500	2500/1875	-	ODB2508	ODB2500	ODB2577	103 5/8	2632	25.8	11.7

Low Watt Density Models

Product # ¹	Length	Weight	Average Density W/ft.	Watts	Watts 240/208V	120V	208V	240/208V	277V
ODB020X-738			100	200	200/150				-
ODB030X-738	29 1/16" (738 mm)	8.0 lb (3.6 kg)	150	300	300/225				-
ODB040X-738			200	400	400/300				
ODB030X-992			100	300	300/225				
ODB045X-992	39 1/16" (992 mm)	10.4 lb (4.7 kg)	150	450	450/338				
ODB060X-992			200	600	600/450				
ODB040X-1253			100	400	400/300				
ODB060X-1253	49 5/16" (1253 mm)	12.8 lb (5.8 kg)	150	600	600/450				
ODB080X-1253			200	800	800/600				
ODB050X-1494			100	500	500/375				
ODB075X-1494	58 13/16" (1494 mm)	15.1 lb (6.8 kg)	150	750	750/563				
ODB100X-1494			200	1000	1000/750				
ODB060X-1715			100	600	600/450				
ODB090X-1715	67 1/2" (1715 mm)	17.2 lb (7.8 kg)	150	900	900/675				
ODB120X-1715			200	1200	1200/900				
ODB070X-1952			100	700	700/525				
ODB105X-1952	76 7/8" (1952 mm)	19.4 lb (8.8 kg)	150	1050	1050/788				
ODB140X-1952			200	1400	1400/1050				
ODB080X-2175			100	800	800/600				
ODB120X-2175	85 5/8" (2175 mm)	21.5 lb (9.7 kg)	150	1200	1200/900				
ODB160X-2175			200	1600	1600/1200	-			
ODB090X-2400			100	900	900/675				
ODB135X-2400	94 1/2" (2400 mm)	23.6 lb (10.7 kg)	150	1350	1350/1013	-			
ODB180X-2400			200	1800	1800/1350	-			
ODB100X-2632			100	1000	1000/750				
ODB150X-2632	103 5/8" (2632 mm)	26.8 lb (11.7 kg)	150	1500	1500/1125	-			
ODB200X-2632			200	2000	2000/1500	-			
ODB225X-2632			200	2250	2250/1688	-			

¹ X = 2 (120V), 8 (208V), 0 (240/208V), 77 (277V).

= Available.

Add "BL" for white, "AM" for almond. Optional colors shown in the color chart section are available upon request.

Other colors, accessories and finishes are available upon request. Please contact your customer service representative.

Other voltages available upon request.

ODB

Options

Product # Kit	Product # Factory installed*	Description
-	BAI	Bottom fresh air inlet
-	BD ¹	Clean back
KIT-ODB-CE	-	Outside corner, 4 in. (102 mm)
KIT-ODB-CI	-	Inside corner, 4 in. (102 mm)
KIT-ODB-JT	-	Splice plate, 2 in. (51 mm)
KIT-ODB-JT-PE	-	Contour splice plate for BD option and/or heater with pedestals, 2 in. (51 mm)
KIT-ODB-PE	-	Round pedestal kit (2), 3 in. (76 mm)
KIT-ODB-PEC	-	Square-shaped pedestal kit (2), 2 in. (51 mm)
ODB-SV-XX	-	Empty cabinet with length of XX mm (minimum: 154 mm, maximum: 2632 mm)
KIT-ODB-DIS20 ⁴	DIS20 ⁴	Disconnect switch, 20A at 277V max.
KIT-ODB-DIS40 ⁴	DIS40 ⁴	Disconnect switch, 40A at 600V max.
-	HA	Linear high-limit temperature control for high altitude (3000 ft. to 8200 ft.)
-	PM	Pneumatic relay, 20A at 600V max.
KIT-ODB-R-347	R	Single-pole relay, coil 24V, without transformer, 22A at 120V, 208V, 240V - 19A at 277V - 18A at 347V
KIT-ODB-R-600	R	Single-pole relay, coil 24V, without transformer, 10A at 600V
KIT-ODB-RT-120	RT	Single-pole relay, coil 24V, with transformer 120V/24V, 22A at 120V
KIT-ODB-RT-208	RT	Single-pole relay, coil 24V, with transformer 208V/24V, 22A at 208V
KIT-ODB-RT-240	RT	Single-pole relay, coil 24V, with transformer 240V/24V, 22A at 240V
KIT-ODB-RT-277	RT	Single-pole relay, coil 24V, with transformer 277V/24V, 19A at 277V
KIT-ODB-RT-347	RT	Single-pole relay, coil 24V, with transformer 347V/24V, 18A at 347V
KIT-ODB-RT-600 ²	RT ²	Single-pole relay, coil 24V, with transformer 600V/24V, 10A at 600V (2-wire only)
KIT-ODB-TB6	TB6	Single-pole bi-metal thermostat: 25A at 120V, 208V, 240V, 277V - 10A at 347V, 480V, 600V
KIT-ODB-TB26 ³	TB26 ³	Double-pole bi-metal thermostat: 25A at 120V, 208V, 240V, 277V - 10A at 347V, 480V, 600V
KIT-ODB-TB6-AV	TB6AV	Single-pole bi-metal tamperproof thermostat: 25A at 120V, 208V, 240V, 277V - 10A at 347V, 480V, 600V
KIT-ODB-TB26-AV ³	TB26AV ³	Double-pole bi-metal tamperproof thermostat: 25A at 120V, 208V, 240V, 277V - 10A at 347V, 480V, 600V
KIT-ODB-TRIAC-347	TRIAC	Single-pole electronic relay, coil 24V, without transformer, 15A at 347V max.
KIT-ODB-TRIAC-347T	TRIACT	Single-pole electronic relay, coil 24V, with transformer, 15A at 208V, 240V, 347V
KIT-ODB-TRIAC-600	TRIAC	Single-pole electronic relay, coil 24V, without transformer, 6A at 600V max.

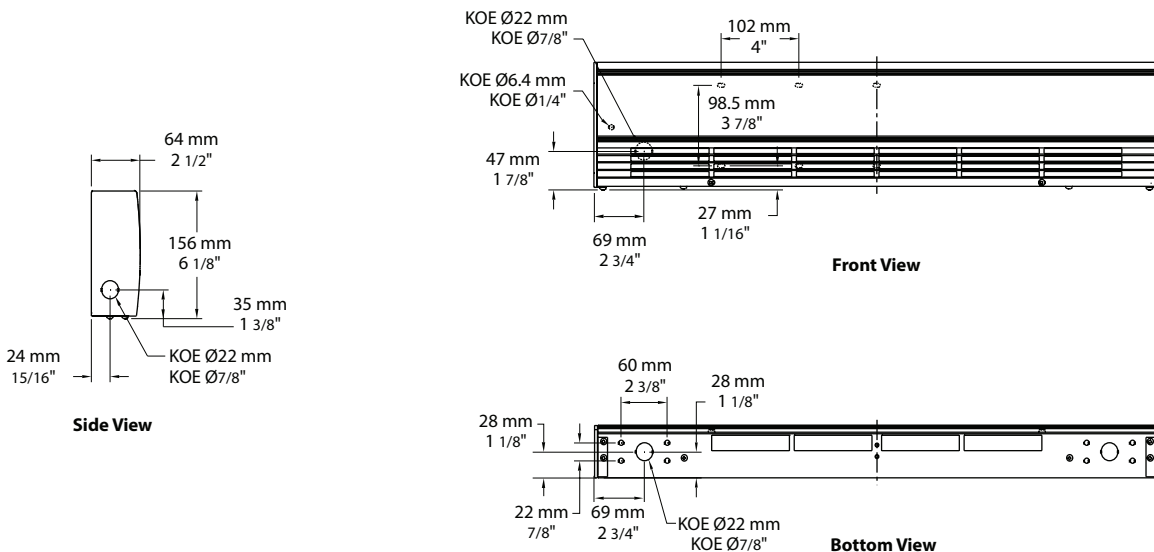
* For factory installed options, add the option number to the product number. See the **Product Code** section inside the front cover.

¹ For anodized aluminum heaters, the clean back option will be fixed with visible rivets.

² These 2-wire relays with transformer can't supply of 3-wire low voltage thermostats.

³ "Off" position.

⁴ For the U.S. only: The nominal current of the unit must not exceed 80% of the capacity of the disconnect.



ODI Aluminum Sloped Top Draft Barrier



With pedestals



Standard Watt Density Models¹

Watts	Watts 240/208V	Product #				Length		Weight	
		120V	208V	240/208V	277V	in.	mm	lb	kg
500	500/375	ODI0502	ODI0508	ODI0500	ODI0577	29 1/16	738	9.1	4.1
750	750/563	ODI0752	ODI0758	ODI0750	ODI0777	39 1/16	992	11.9	5.4
1000	1000/750	ODI1002	ODI1008	ODI1000	ODI1077	49 5/16	1253	14.7	6.6
1250	1250/938	ODI1252	ODI1258	ODI1250	ODI1277	58 13/16	1494	17.3	7.9
1500	1500/1125	ODI1502	ODI1508	ODI1500	ODI1577	67 1/2	1715	19.7	9.0
1750	1750/1313	-	ODI1758	ODI1750	ODI1777	76 7/8	1952	22.3	10.1
2000	2000/1500	-	ODI2008	ODI2000	ODI2077	85 5/8	2175	24.7	11.2
2250	2250/1688	-	ODI2258	ODI2250	ODI2277	94 1/2	2400	27.2	12.3
2500	2500/1875	-	ODI2508	ODI2500	ODI2577	103 5/8	2632	29.7	13.5

Low Watt Density Models

Product # ²	Length	Weight	Average Density W/ft.	Watts	Watts 240/208V	120V	208V	240/208V	277V
ODI020X-738			100	200	200/150				-
ODI030X-738 ¹	29 1/16" (738 mm)	9.1 lb (4.1 kg)	150	300	300/225				-
ODI040X-738 ¹			200	400	400/300				
ODI030X-992			100	300	300/225				
ODI045X-992 ¹	39 1/16" (992 mm)	11.9 lb (5.4 kg)	150	450	450/338				
ODI060X-992 ¹			200	600	600/450				
ODI040X-1253			100	400	400/300				
ODI060X-1253 ¹	49 5/16" (1253 mm)	14.7 lb (6.6 kg)	150	600	600/450				
ODI080X-1253 ¹			200	800	800/600				
ODI050X-1494			100	500	500/375				
ODI075X-1494 ¹	58 13/16" (1494 mm)	17.3 lb (7.9 kg)	150	750	750/563				
ODI100X-1494 ¹			200	1000	1000/750				
ODI060X-1715			100	600	600/450				
ODI090X-1715 ¹	67 1/2" (1715 mm)	19.7 lb (9.0 kg)	150	900	900/675				
ODI120X-1715 ¹			200	1200	1200/900				
ODI070X-1952			100	700	700/525				
ODI105X-1952 ¹	76 7/8" (1952 mm)	22.3 lb (10.1 kg)	150	1050	1050/788				
ODI140X-1952 ¹			200	1400	1400/1050				
ODI080X-2175			100	800	800/600				
ODI120X-2175 ¹	85 5/8" (2175 mm)	24.7 lb (11.2 kg)	150	1200	1200/900				
ODI160X-2175 ¹			200	1600	1600/1200	-			
ODI090X-2400			100	900	900/675				
ODI135X-2400 ¹	94 1/2" (2400 mm)	27.2 lb (12.3 kg)	150	1350	1350/1013	-			
ODI180X-2400 ¹			200	1800	1800/1350	-			
ODI100X-2632			100	1000	1000/750				
ODI150X-2632 ¹	103 5/8" (2632 mm)	29.7 lb (13.5 kg)	150	1500	1500/1125	-			
ODI200X-2632 ¹			200	2000	2000/1500	-			
ODI225X-2632 ¹			200	2250	2250/1688	-			

¹ Not for residential use in the United-States.

² X = 2 (120V), 8 (208V), 0 (240/208V), 77 (277V).
= Available.

Add "BL" for white, "AM" for almond. Optional colors shown in the color chart section are available upon request.

Other colors, accessories and finishes are available upon request. Please contact your customer service representative.

Other voltages available upon request.

ODI

Options

Product # Kit	Product # Factory installed*	Description
-	BAI	Bottom fresh air inlet
-	BD ¹	Clean back
KIT-ODI-CE	-	Outside corner, 4 in. (102 mm)
KIT-ODI-CI	-	Inside corner, 4 in. (102 mm)
KIT-ODI-JT	-	Splice plate, 2 in. (51 mm)
KIT-ODI-JT-PE	-	Contour splice plate for BD option and/or heater with pedestals, 2 in. (51 mm)
KIT-ODI-PE	-	Round pedestal kit (2), 3 in. (76 mm)
KIT-ODI-PEC	-	Square-shaped pedestal kit (2), 2 in. (51 mm)
ODI-SV-XX	-	Empty cabinet with length of XX mm (minimum: 154 mm, maximum: 2632 mm)
KIT-ODI-DIS20 ⁴	DIS20 ⁴	Disconnect switch, 20A at 277V max.
KIT-ODI-DIS40 ⁴	DIS40 ⁴	Disconnect switch, 40A at 600V max.
-	HA	Linear high-limit temperature control for high altitude (3000 ft. to 8200 ft.)
-	PM	Pneumatic relay, 20A at 600V max.
KIT-ODI-R-347	R	Single-pole relay, coil 24V, without transformer, 22A at 120V, 208V, 240V - 19A at 277V - 18A at 347V
KIT-ODI-R-600	R	Single-pole relay, coil 24V, without transformer, 10A at 600V
KIT-ODI-RT-120	RT	Single-pole relay, coil 24V, with transformer 120V/24V, 22A at 120V
KIT-ODI-RT-208	RT	Single-pole relay, coil 24V, with transformer 208V/24V, 22A at 208V
KIT-ODI-RT-240	RT	Single-pole relay, coil 24V, with transformer 240V/24V, 22A at 240V
KIT-ODI-RT-277	RT	Single-pole relay, coil 24V, with transformer 277V/24V, 19A at 277V
KIT-ODI-RT-347	RT	Single-pole relay, coil 24V, with transformer 347V/24V, 18A at 347V
KIT-ODI-RT-600 ²	RT ²	Single-pole relay, coil 24V, with transformer 600V/24V, 10A at 600V (2-wire only)
KIT-ODI-TB6	TB6	Single-pole bi-metal thermostat: 25A at 120V, 208V, 240V, 277V - 10A at 347V, 480V, 600V
KIT-ODI-TB26 ³	TB26 ³	Double-pole bi-metal thermostat: 25A at 120V, 208V, 240V, 277V - 10A at 347V, 480V, 600V
KIT-ODI-TB6-AV	TB6AV	Single-pole bi-metal tamperproof thermostat: 25A at 120V, 208V, 240V, 277V - 10A at 347V, 480V, 600V
KIT-ODI-TB26-AV ³	TB26AV ³	Double-pole bi-metal tamperproof thermostat: 25A at 120V, 208V, 240V, 277V - 10A at 347V, 480V, 600V
KIT-ODI-TRIAC-347	TRIAC	Single-pole electronic relay, coil 24V, without transformer, 15A at 347V max.
KIT-ODI-TRIAC-347T	TRIACT	Single-pole electronic relay, coil 24V, with transformer, 15A at 208V, 240V, 347V
KIT-ODI-TRIAC-600	TRIAC	Single-pole electronic relay, coil 24V, without transformer, 6A at 600V max.

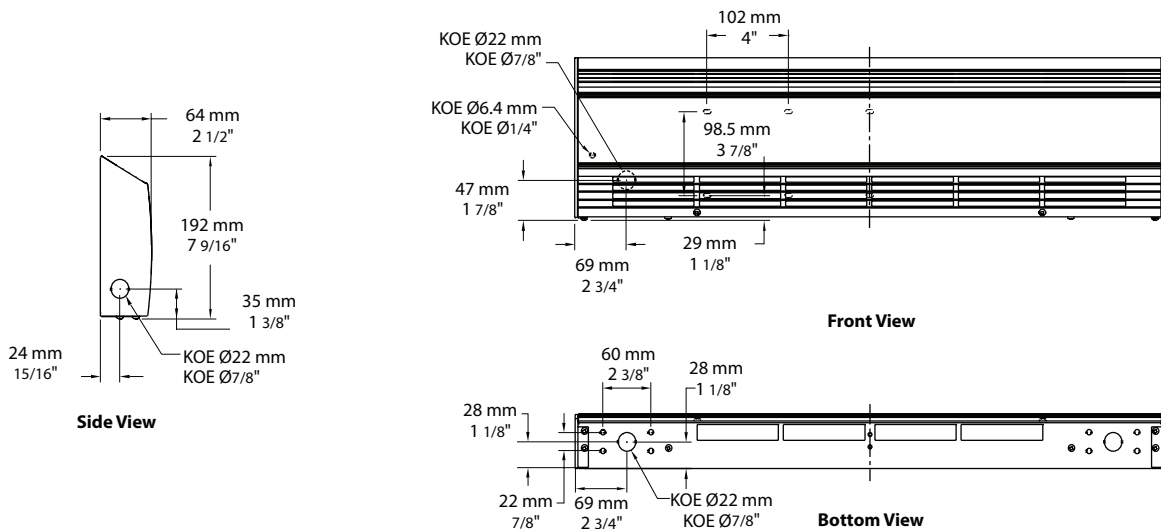
* For factory installed options, add the option number to the product number. See the **Product Code** section inside the front cover.

¹ For anodized aluminum heaters, the clean back option will be fixed with visible rivets.

² These 2-wire relays with transformer can't supply of 3-wire low voltage thermostats.

³ "Off" position.

⁴ For the U.S. only: The nominal current of the unit must not exceed 80% of the capacity of the disconnect.



OCB Heavy-Duty Aluminum Draft Barrier



With bottom fresh air inlet and pedestals



Features

Color

- Standard: white, almond.
- Optional (upcharge applicable): metallic silver, bronze, metallic charcoal, aluminum, semi-gloss black, sand.
- Custom colors available upon request.

Finish

- Standard: epoxy/polyester powder paint.
- Optional: anodized aluminum.

Voltage

- 120V, 208V, 240/208V, 277V, 347V, 600V, 50/60 Hz, 1-phase.

Construction

- 14-gauge (0.0787 in. [2 mm]) aluminum front cover.
- 18-gauge satin coat steel cabinet.
- Full length built-in wireway.
- Separate low voltage wireway (-WW) available.
- Pencil-proof openings less than 1/4 in. (6.4 mm).
- Front fresh air inlet; top warm air outlet.
 - Bottom fresh air inlet available (-BAI).
- Clean back available (-BD).
- Linear high-limit temperature control with automatic reset.
- End caps included.

Heating element

- Stainless steel tubular heating element with aluminum fins.
- Floating heating elements on high-temperature nylon bushings reducing expansion noises.

Watt density

- Standard watt density.
- Low watt density.

Control

- Built-in thermostat available with a control knob or tamperproof (installed on the right end only).
- Mechanical, electronic or pneumatic relays available (installed on the right end only).

Ouellet highly recommends to use an electronic wall thermostat for greater comfort.

Installation

- Heater must be installed at least 3 in. (76 mm) from finished floor (for -BAI option).
- Mounting holes spaced on 1 in. (25.4 mm) intervals for ease of installation.
- Wall or floor mounted installation.
- Variety of accessories available for wall-to-wall installation.
- Pedestal kit available.

Warranty

- 1-year warranty against defects.

Application

- Commercial building, office building, hospital, daycare center, private residence.

Standard Watt Density Models

Watts	Watts 240/208V	Product #				Length		Weight	
		120V	208V	240/208V	277V	in.	mm	lb	kg
500	500/375	OCB0502	OCB0508	OCB0500	OCB0577	28	711	8.0	3.6
750	750/563	OCB0752	OCB0758	OCB0750	OCB0777	38	965	10.8	4.9
1000	1000/750	OCB1002	OCB1008	OCB1000	OCB1077	48 3/16	1224	13.7	6.2
1250	1250/938	OCB1252	OCB1258	OCB1250	OCB1277	57 11/16	1465	16.4	7.5
1500	1500/1125	OCB1502	OCB1508	OCB1500	OCB1577	66 7/16	1687	18.8	8.6
1750	1750/1313	-	OCB1758	OCB1750	OCB1777	75 13/16	1925	21.5	9.8
2000	2000/1500	-	OCB2008	OCB2000	OCB2077	84 9/16	2148	24.0	10.9
2250	2250/1688	-	OCB2258	OCB2250	OCB2277	93 1/2	2375	26.5	12.1
2500	2500/1875	-	OCB2508	OCB2500	OCB2577	102 5/8	2606	29.1	13.2

Low Watt Density Models

Product # ¹	Length	Weight	Average Density W/ft.	Watts	Watts 240/208V ¹	120V	208V	240/208V	277V
OCB020X-711	28" (711mm)	8.0 lb (3.6 kg)	100	200	200/150				
OCB030X-711			150	300	300/225				
OCB040X-711			200	400	400/300				
OCB030X-965	38" (965 mm)	10.8 lb (4.9 kg)	100	300	300/225				
OCB045X-965			150	450	450/338				
OCB060X-965			200	600	600/450				
OCB040X-1224	48 3/16" (1224 mm)	13.7 lb (6.2 kg)	100	400	400/300				
OCB060X-1224			150	600	600/450				
OCB080X-1224			200	800	800/600				
OCB050X-1465	57 11/16" (1465 mm)	16.4 lb (7.5 kg)	100	500	500/375				
OCB075X-1465			150	750	750/563				
OCB100X-1465			200	1000	1000/750				
OCB060X-1687	66 7/16" (1687 mm)	18.8 lb (8.6 kg)	100	600	600/450				
OCB090X-1687			150	900	900/675				
OCB120X-1687			200	1200	1200/900				
OCB070X-1925	75 13/16" (1925 mm)	21.5 lb (9.8 kg)	100	700	700/525				
OCB105X-1925			150	1050	1050/788				
OCB140X-1925			200	1400	1400/1050				
OCB080X-2148	84 9/16" (2148 mm)	24.0 lb (10.9 kg)	100	800	800/600				
OCB120X-2148			150	1200	1200/900				
OCB160X-2148			200	1600	1600/1200				
OCB090X-2375	93 1/2" (2375 mm)	26.5 lb (12.1 kg)	100	900	900/675				
OCB135X-2375			150	1350	1350/1013	-			
OCB180X-2375			200	1800	1800/1350	-			
OCB100X-2606	102 5/8" (2606 mm)	29.1 lb (13.2 kg)	100	1000	1000/750				
OCB150X-2606			150	1500	1500/1125	-			
OCB200X-2606			200	2000	2000/1500	-			

¹ X = 2 (120V), 8 (208V), 0 (240/208V), 77 (277V).
= Available.

Add "BL" for white, "AM" for almond. Upcharge available for optional colors shown in the color chart section.
Other colors, accessories and finishes are available upon request. Please contact your customer service representative.
Other voltages available upon request.

Options

Product # Kit	Product # Factory installed*	Description
-	BAI	Bottom fresh air inlet
-	BD ¹	Clean back
KIT-OCB-CE	-	Outside corner, 6 in. (152 mm)
KIT-OCB-CI	-	Inside corner, 6 in. (152 mm)
KIT-OCB-JT	-	Splice plate, 1 3/16 in. (30 mm)
KIT-OCB-JT-PE	-	Contour splice plate for BD option and/or heater with pedestals, 1 3/16 po (30 mm)
KIT-OCB-PE	-	Round pedestal kit (2), 3 in. (76 mm)
KIT-OCB-PEC	-	Square-shaped pedestal kit (2), 3 in. (76 mm)
OCB-SV-XX	-	Empty cabinet with length of XX mm (minimum: 154 mm, maximum: 2606 mm)
KIT-OCB-DIS20 ³	DIS20 ³	Disconnect switch, 20A at 277V max.
-	PM	Pneumatic relay, 20A at 600V max.
KIT-OCB-R-347	R	Single-pole relay, coil 24V, without transformer, 22A at 120V, 208V, 240V - 19A at 277V - 18A at 347V
KIT-OCB-R-600	R	Single-pole relay, coil 24V, without transformer, 10A at 600V
KIT-OCB-RT-120	RT	Single-pole relay, coil 24V, with transformer 120V/24V, 22A at 120V
KIT-OCB-RT-208	RT	Single-pole relay, coil 24V, with transformer 208V/24V, 22A at 208V
KIT-OCB-RT-240	RT	Single-pole relay, coil 24V, with transformer 240V/24V, 22A at 240V
KIT-OCB-RT-277	RT	Single-pole relay, coil 24V, with transformer 277V/24V, 19A at 277V
KIT-OCB-RT-347	RT	Single-pole relay, coil 24V, with transformer 347V/24V, 18A at 347V
KIT-OCB-RT-600 ²	RT ²	Single-pole relay, coil 24V, with transformer 600V/24V, 10A at 600V (2-wire only)
KIT-OCB-T	T	Single-pole thermostat: 30A at 120V, 208V, 240V - 15A at 277V, 347V, 600V
KIT-OCB-T2 ⁴	T2 ⁴	Double-pole thermostat: 30A at 120V, 208V, 240V - 15A at 347V, 600V
KIT-OCB-T-AV	TAV	Single-pole tamperproof thermostat: 30A at 120V, 208V, 240V - 15A at 277V, 347V, 600V
KIT-OCB-T2-AV ⁴	T2AV ⁴	Double-pole tamperproof thermostat: 30A at 120V, 208V, 240V - 15A at 347V, 600V
KIT-OCB-TRIAC-347	TRIAC	Single-pole electronic relay, coil 24V, without transformer, 15A at 347V max.
KIT-OCB-TRIAC-347T	TRIACT	Single-pole electronic relay, coil 24V, with transformer, 15A at 208V, 240V, 347V
KIT-OCB-TRIAC-600	TRIAC	Single-pole electronic relay, coil 24V, without transformer, 6A at 600V max.
-	WW	24V wireway

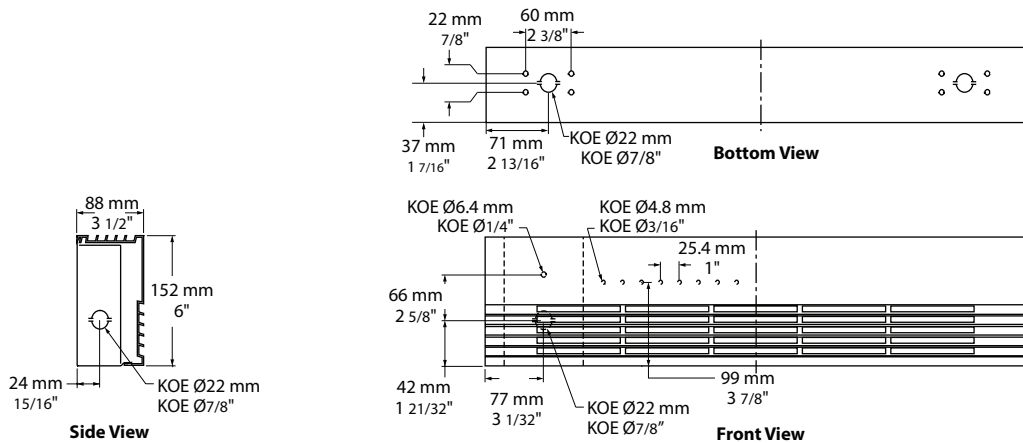
* For factory installed options, add the option number to the product number. See the **Product Code** section inside the front cover.

¹ For anodized aluminum heaters, the clean back option will be fixed with visible rivets.

² These 2-wire relays with transformer can't supply of 3-wire low voltage thermostats.

³ For the U.S. only: The nominal current of the unit must not exceed 80% of the capacity of the disconnect.

⁴ "Off" position.



ODBA Steel Draft Barrier

ODIA Steel Sloped Top Draft Barrier



Features

Color

- Standard: white, almond.
- Optional (upcharge applicable): metallic silver, bronze, metallic charcoal, aluminum, semi-gloss black, sand.
- Custom colors available upon request.

Finish

- Standard: epoxy/polyester powder paint.

Voltage

- 120V, 208V, 240V/208V, 277V, 347V, 600V, 50/60 Hz, 1-phase.

Construction

- 16-gauge steel front cover. **1**
- 18-gauge satin coat steel cabinet.
- Screw assembly for added strength.
- Full length built-in wireway.
- Front fresh air inlet; top warm air outlet. **2**
 - Bottom fresh air inlet available (-BAI).
- Clean back available (-BD).
- Linear high-limit temperature control with automatic reset. High altitude version available (-HA).
- End caps included. **3**

Heating element

- Stainless steel tubular heating element with aluminum fins.
- Floating heating element on high-temperature nylon bushings reducing expansion noises. **4**

Watt density

- Standard watt density.
- Low watt density.

Control

- Built-in thermostat available with a control knob or tamperproof.
- Mechanical, electronic or pneumatic relays available (installed on the right end only).

Ouellet highly recommends to use an electronic wall thermostat for greater comfort.

Installation

- Heater must be installed at least 2 in. (51 mm) from finished floor (for -BAI option).
- Mounting holes spaced on 4 in. (102 mm) intervals for ease of installation.
- Wall or floor mounted installation.
- Variety of accessories available for wall-to-wall installation.
- Pedestal kit available. **5**

Warranty

- 1-year warranty against defects.

Application

- Commercial building, office building, hospital, daycare center, private residence.

ODBA Steel Draft Barrier



With bottom fresh air inlet and pedestals



Standard Density Models¹

Watts	Watts		Product #				Length		Weight	
	240/208V	120V	208V	240/208V	277V	in.	mm	lb	kg	
500	500/375	ODBA0502	ODBA0508	ODBA0500	ODBA0577	28 7/8	733	10.5	4.8	
750	750/563	ODBA0752	ODBA0758	ODBA0750	ODBA0777	38 7/8	987	12.7	5.8	
1000	1000/750	ODBA1002	ODBA1008	ODBA1000	ODBA1077	49 1/8	1248	14.9	6.8	
1250	1250/938	ODBA1252	ODBA1258	ODBA1250	ODBA1277	58 5/8	1489	17.0	7.7	
1500	1500/1125	ODBA1502	ODBA1508	ODBA1500	ODBA1577	67 5/16	1710	18.8	8.5	
1750	1750/1313	-	ODBA1758	ODBA1750	ODBA1777	76 5/8	1947	20.8	9.4	
2000	2000/1500	-	ODBA2008	ODBA2000	ODBA2077	85 7/16	2170	22.7	10.3	
2250	2250/1688	-	ODBA2258	ODBA2250	ODBA2277	94 5/16	2395	24.6	11.2	
2500	2500/1875	-	ODBA2508	ODBA2500	ODBA2577	103 7/16	2627	26.6	12.1	

Low Watt Density Models

Product # ²	Length	Weight	Average Density W/ft.	Watts	Watts 240/208V	120V	208V	240/208V	277V
ODBA020X-733			100	200	200/150				-
ODBA030X-733	28 7/8"	10.5 lb	150	300	300/225				-
ODBA040X-733 ¹	(733 mm)	(4.8 kg)	200	400	400/300				
ODBA030X-987			100	300	300/225				
ODBA045X-987	38 7/8"	12.7 lb	150	450	450/338				
ODBA060X-987 ¹	(987 mm)	(5.8 kg)	200	600	600/450				
ODBA040X-1248			100	400	400/300				
ODBA060X-1248	49 1/8"	14.9 lb	150	600	600/450				
ODBA080X-1248 ¹	(1248 mm)	(6.8 kg)	200	800	800/600				
ODBA050X-1489			100	500	500/375				
ODBA075X-1489	58 5/8"	17.0 lb	150	750	750/563				
ODBA100X-1489 ¹	(1489 mm)	(7.7 kg)	200	1000	1000/750				
ODBA060X-1710			100	600	600/450				
ODBA090X-1710	67 5/16"	18.8 lb	150	900	900/675				
ODBA120X-1710 ¹	(1710 mm)	(8.5 kg)	200	1200	1200/900				
ODBA070X-1947			100	700	700/525				
ODBA105X-1947	76 5/8"	20.8 lb	150	1050	1050/788				
ODBA140X-1947 ¹	(1947 mm)	(9.4 kg)	200	1400	1400/1050				
ODBA080X-2170			100	800	800/600				
ODBA120X-2170	85 7/16"	22.7 lb	150	1200	1200/900				
ODBA160X-2170 ¹	(2170 mm)	(10.3 kg)	200	1600	1600/1200	-			
ODBA090X-2395			100	900	900/675				
ODBA135X-2395	94 5/16"	24.6 lb	150	1350	1350/1013	-			
ODBA180X-2395 ¹	(2395 mm)	(11.2 kg)	200	1800	1800/1350	-			
ODBA100X-2627			100	1000	1000/750				
ODBA150X-2627	103 7/16"	26.6 lb	150	1500	1500/1125	-			
ODBA200X-2627 ¹	(2627 mm)	(12.1 kg)	200	2000	2000/1500	-			
ODBA225X-2627 ¹			200	2250	2250/1688	-			

¹ Not for residential use in the United States.

² X = 2 (120V), 8 (208V), 0 (240/208V), 77 (277V).

= Available.

Add "BL" for white, "AM" for almond. Optional colors shown in the color chart section are available upon request.

Other colors, accessories and finishes are available upon request. Please contact your customer service representative.

Other voltages available upon request.

ODBA

Options

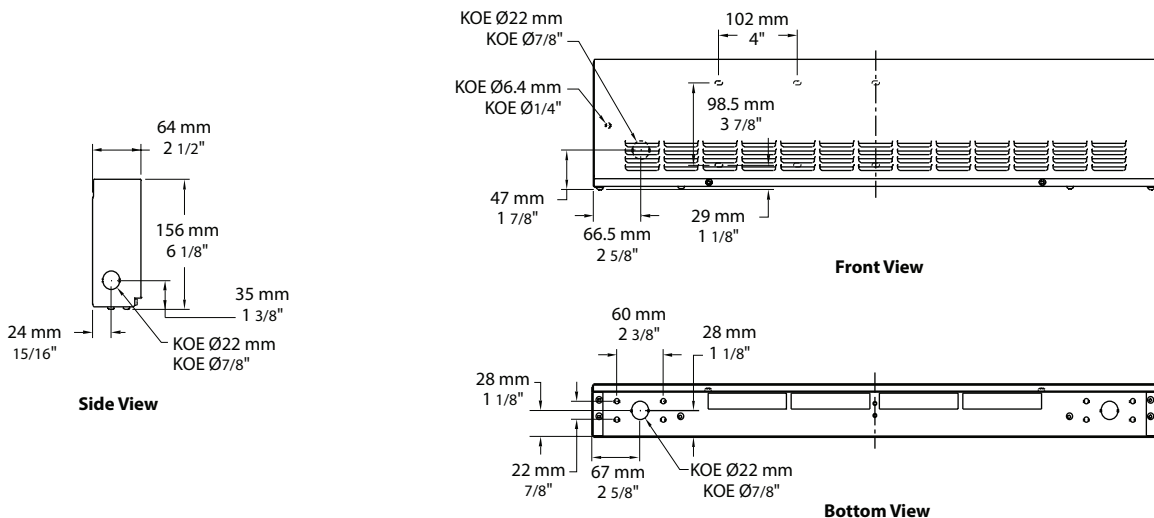
Product # Kit	Product # Factory installed*	Description
-	BAI	Bottom fresh air inlet
-	BD	Clean back
KIT-ODBA-CE	-	Outside corner, 4 in. (102 mm)
KIT-ODBA-CI	-	Inside corner, 4 in. (102 mm)
KIT-ODBA-JT	-	Splice plate, 2 in. (51 mm)
KIT-ODBA-JT-PE	-	Contour splice plate for BD option and/or heater with pedestals, 2 in. (51 mm)
KIT-ODBA-PE	-	Round pedestal kit (2), 3 in. (76 mm)
KIT-ODBA-PEC	-	Square-shaped pedestal kit (2), 2 in. (51 mm)
ODBA-SV-XX	-	Empty cabinet length of XX mm (minimum: 154 mm, maximum: 2625 mm)
KIT-ODBA-DIS20 ³	DIS20 ³	Disconnect switch, 20A at 277V max.
KIT-ODBA-DIS40 ³	DIS40 ³	Disconnect switch, 40A at 600V max.
-	HA	Linear high-limit temperature control for high altitude (3000 ft. to 8200 ft.)
-	PM	Pneumatic relay, 20A at 600V max.
KIT-ODBA-R-347	R	Single-pole relay, coil 24V, without transformer, 22A at 120V, 208V, 240V - 19A at 277V - 18A at 347V
KIT-ODBA-R-600	R	Single-pole relay, coil 24V, without transformer, 10A at 600V
KIT-ODBA-RT-120	RT	Single-pole relay, coil 24V, with transformer 120V/24V, 22A at 120V
KIT-ODBA-RT-208	RT	Single-pole relay, coil 24V, with transformer 208V/24V, 22A at 208V
KIT-ODBA-RT-240	RT	Single-pole relay, coil 24V, with transformer 240V/24V, 22A at 240V
KIT-ODBA-RT-277	RT	Single-pole relay, coil 24V, with transformer 277V/24V, 19A at 277V
KIT-ODBA-RT-347	RT	Single-pole relay, coil 24V, with transformer 347V/24V, 18A at 347V
KIT-ODBA-RT-600 ¹	RT ¹	Single-pole relay, coil 24V, with transformer 600V/24V, 10A at 600V (2-wire only)
KIT-ODBA-TB6	TB6	Single-pole bi-metal thermostat: 25A at 120V, 208V, 240V, 277V - 10A at 347V, 480V, 600V
KIT-ODBA-TB26 ²	TB26 ²	Double-pole bi-metal thermostat: 25A at 120V, 208V, 240V, 277V - 10A at 347V, 480V, 600V
KIT-ODBA-TB6-AV	TB6AV	Single-pole bi-metal tamperproof thermostat: 25A at 120V, 208V, 240V, 277V - 10A at 347V, 480V, 600V
KIT-ODBA-TB26-AV ²	TB26AV ²	Double-pole bi-metal tamperproof thermostat: 25A at 120V, 208V, 240V, 277V - 10A at 347V, 480V, 600V
KIT-ODBA-TRIAC-347	TRIAC	Single-pole electronic relay, coil 24V, without transformer, 15A max. at 347V max.
KIT-ODBA-TRIAC-347T	TRIACT	Single-pole electronic relay, coil 24V, with transformer, 15A at 208V, 240V, 347V
KIT-ODBA-TRIAC-600	TRIAC	Single-pole electronic relay, coil 24V, without transformer, 6A at 600V max.

* For factory installed options, add the option number to the product number. See the **Product Code** section inside the front cover.

¹ These 2-wire relays with transformer can't supply of 3-wire low voltage thermostats.

² "Off" position.

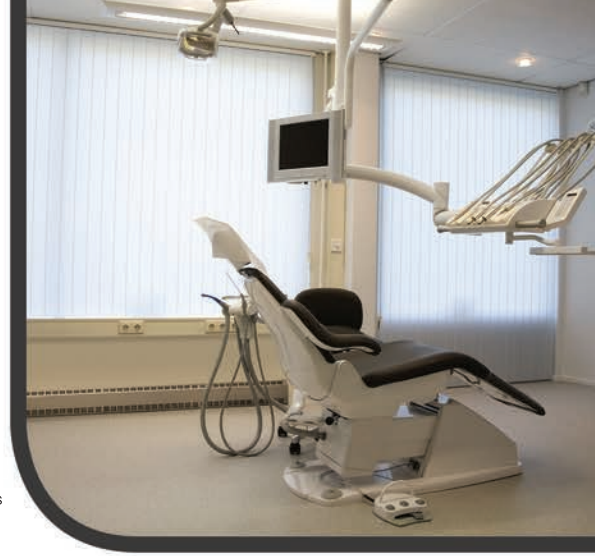
³ For the U.S. only: The nominal current of the unit must not exceed 80% of the capacity of the disconnect.



ODIA Steel Sloped Top Draft Barrier



With bottom fresh air inlet and pedestals



Standard Watt Density Models¹

Watts	Watts 240/208V	Product #				Length		Weight	
		120V	208V	240/208V	277V	in.	mm	lb	kg
500	500/375	ODIA0502	ODIA0508	ODIA0500	ODIA0577	28 7/8	733	11.6	5.3
750	750/563	ODIA0752	ODIA0758	ODIA0750	ODIA0777	38 7/8	987	15.1	6.9
1000	1000/750	ODIA1002	ODIA1008	ODIA1000	ODIA1077	49 1/8	1248	18.7	8.5
1250	1250/938	ODIA1252	ODIA1258	ODIA1250	ODIA1277	58 5/8	1489	22.0	10.0
1500	1500/1125	ODIA1502	ODIA1508	ODIA1500	ODIA1577	67 5/16	1710	25.0	11.4
1750	1750/1313	-	ODIA1758	ODIA1750	ODIA1777	76 5/8	1947	28.3	12.8
2000	2000/1500	-	ODIA2008	ODIA2000	ODIA2077	85 7/16	2170	31.3	14.2
2250	2250/1688	-	ODIA2258	ODIA2250	ODIA2277	94 5/16	2395	34.4	15.6
2500	2500/1875	-	ODIA2508	ODIA2500	ODIA2577	103 7/16	2627	37.6	17.1

Low Watt Density Models

Product # ²	Length	Weight	Average Density W/ft.	Watts	Watts 240/208V	120V	208V	240/208V	277V
ODIA020X-733			100	200	200/150				-
ODIA030X-733	28 7/8"	11.6 lb	150	300	300/225				-
ODIA040X-733 ¹	(733 mm)	(5.3 kg)	200	400	400/300				
ODIA030X-987			100	300	300/225				
ODIA045X-987	38 7/8"	15.1 lb	150	450	450/338				
ODIA060X-987 ¹	(987 mm)	(6.9 kg)	200	600	600/450				
ODIA040X-1248			100	400	400/300				
ODIA060X-1248	49 1/8"	18.7 lb	150	600	600/450				
ODIA080X-1248 ¹	(1248 mm)	(8.5 kg)	200	800	800/600				
ODIA050X-1489			100	500	500/375				
ODIA075X-1489	58 5/8"	22.0 lb	150	750	750/563				
ODIA100X-1489 ¹	(1489 mm)	(10.0 kg)	200	1000	1000/750				
ODIA060X-1710			100	600	600/450				
ODIA090X-1710	67 5/16"	25.0 lb	150	900	900/675				
ODIA120X-1710 ¹	(1710 mm)	(11.4 kg)	200	1200	1200/900				
ODIA070X-1947			100	700	700/525				
ODIA105X-1947	76 5/8"	28.3 lb	150	1050	1050/788				
ODIA140X-1947 ¹	(1947 mm)	(12.8 kg)	200	1400	1400/1050				
ODIA080X-2170			100	800	800/600				
ODIA120X-2170	85 7/16"	31.3 lb	150	1200	1200/900				
ODIA160X-2170 ¹	(2170 mm)	(14.2 kg)	200	1600	1600/1200	-			
ODIA090X-2395			100	900	900/675				
ODIA135X-2395	94 5/16"	34.4 lb	150	1350	1350/1013	-			
ODIA180X-2395 ¹	(2395 mm)	(15.6 kg)	200	1800	1800/1350	-			
ODIA100X-2627			100	1000	1000/750				
ODIA150X-2627	103 7/16"	37.6 lb	150	1500	1500/1125	-			
ODIA200X-2627 ¹	(2627 mm)	(17.1 kg)	200	2000	2000/1500	-			
ODIA225X-2627 ¹			200	2250	2250/1688	-			

¹ Not for residential use in the United States.

² X = 2 (120V), 8 (208V), 0 (240/208V), 77 (277V).

= Available.

Add "BL" for white, "AM" for almond. Optional colors shown in the color chart section are available upon request.

Other colors, accessories and finishes are available upon request. Please contact your customer service representative.

Other voltages available upon request.

ODIA

Options

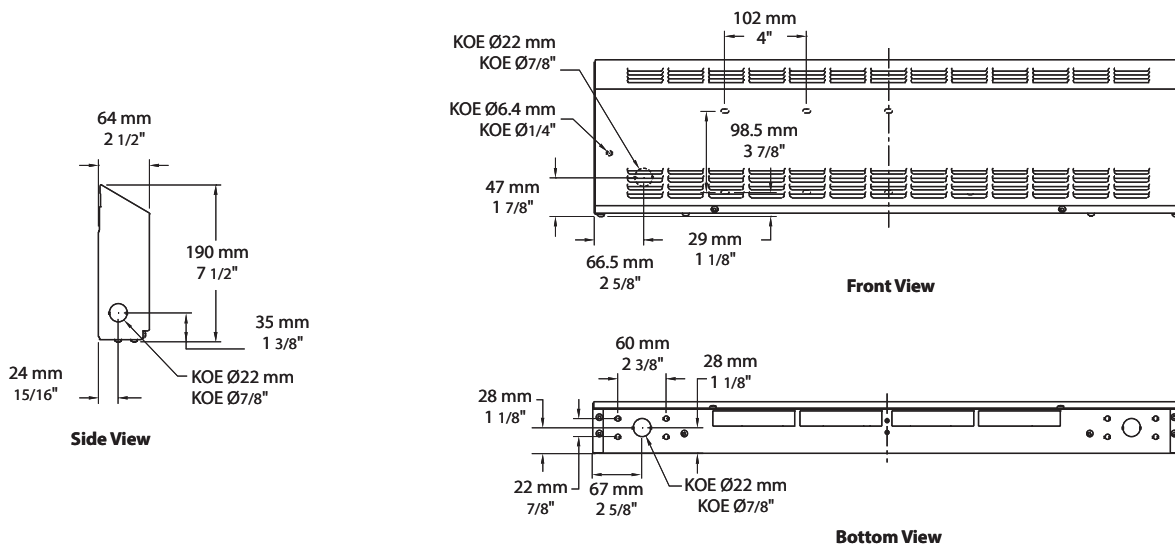
Product # Kit	Product # Factory installed*	Description
-	BAI	Bottom fresh air inlet
-	BD	Clean back
KIT-ODIA-CE	-	Outside corner, 4 in. (102 mm)
KIT-ODIA-CI	-	Inside corner, 4 in. (102 mm)
KIT-ODIA-JT	-	Splice plate, 2 in. (51 mm)
KIT-ODIA-JT-PE	-	Contour splice plate for BD option and/or heater with pedestals, 2 in. (51 mm)
KIT-ODIA-PE	-	Round pedestal kit (2), 3 in. (76 mm)
KIT-ODIA-PEC	-	Square-shaped pedestal kit (2), 2 in. (51 mm)
ODIA-SV-XX	-	Empty cabinet length of XX mm (minimum: 154 mm, maximum: 2625 mm)
KIT-ODIA-DIS20 ³	DIS20 ³	Disconnect switch, 20A at 277V max.
KIT-ODIA-DIS40 ³	DIS40 ³	Disconnect switch, 40A at 600V max.
-	HA	Linear high limit temperature control for high altitude (3000 ft. to 8200 ft.)
-	PM	Pneumatic relay, 20A at 600V max.
KIT-ODIA-R-347	R	Single-pole relay, coil 24V, without transformer, 22A at 120V, 208V, 240V - 19A at 277V - 18A at 347V
KIT-ODIA-R-600	R	Single-pole relay, coil 24V, without transformer, 10A at 600V
KIT-ODIA-RT-120	RT	Single-pole relay, coil 24V, with transformer 120V/24V, 22A at 120V
KIT-ODIA-RT-208	RT	Single-pole relay, coil 24V, with transformer 208V/24V, 22A at 208V
KIT-ODIA-RT-240	RT	Single-pole relay, coil 24V, with transformer 240V/24V, 22A at 240V
KIT-ODIA-RT-277	RT	Single-pole relay, coil 24V, with transformer 277V/24V, 19A at 277V
KIT-ODIA-RT-347	RT	Single-pole relay, coil 24V, with transformer 347V/24V, 18A at 347V
KIT-ODIA-RT-600 ¹	RT ¹	Single-pole relay, coil 24V, with transformer 600V/24V, 10A at 600V (2-wire only)
KIT-ODIA-TB6	TB6	Single-pole bi-metal thermostat: 25A at 120V, 208V, 240V, 277V - 10A at 347V, 480V, 600V
KIT-ODIA-TB26 ²	TB26 ²	Double-pole bi-metal thermostat: 25A at 120V, 208V, 240V, 277V - 10A at 347V, 480V, 600V
KIT-ODIA-TB6-AV	TB6AV	Single-pole bi-metal tamperproof thermostat: 25A at 120V, 208V, 240V, 277V - 10A at 347V, 480V, 600V
KIT-ODIA-TB26-AV ²	TB26AV ²	Double-pole bi-metal tamperproof thermostat: 25A at 120V, 208V, 240V, 277V - 10A at 347V, 480V, 600V
KIT-ODIA-TRIAC-347	TRIAC	Single-pole electronic relay, coil 24V, without transformer, 15A at 347V max.
KIT-ODIA-TRIAC-347T	TRIACT	Single-pole electronic relay, coil 24V, with transformer, 15A at 208V, 240V, 347V
KIT-ODIA-TRIAC-600	TRIAC	Single-pole electronic relay, coil 24V, without transformer, 6A at 600V max.

* For factory installed options, add the option number to the product number. See the **Product Code** section inside the front cover.

¹ These 2-wire relays with transformer can't supply of 3-wire low voltage thermostats.

² "Off" position.

³ For the U.S. only: The nominal current of the unit must not exceed 80% of the capacity of the disconnect.



OPR Heavy-Duty Steel Draft Barrier



With pedestals



Features

Color

- Standard: white, almond.
- Optional (upcharge applicable): metallic silver, bronze, metallic charcoal, aluminum, semi-gloss black, sand.
- Custom colors available upon request.

Finish

- Standard: epoxy/polyester powder paint.

Voltage

- 120V, 208V, 240/208V, 277V, 347V, 600V, 1-phase.

Construction

- 16-gauge steel front.
- 18-gauge steel cabinet.
- Full length built-in wireway.
- Interior parts protected by a louvre grille.
- Pencil-proof openings less than 1/4 in. (6.4 mm).
- Clean back available (-BD).
- Linear high-limit temperature control with automatic reset.

Heating element

- Stainless steel tubular heating element with aluminum fins.
- Floating heating element on high-temperature nylon bushings reducing expansion noises.

Watt density

- Standard watt density.
- Low watt density.

Control

- Built-in thermostat available with a control knob or tamperproof (installed on the left end only).
- Mechanical or electronic relays available (installed on the left end only).

Ouellet highly recommends to use an electronic wall thermostat for greater comfort.

Installation

- Not for residential use in the United States.
- Wall or floor mounted installation.
- Mounting holes spaced at 2 in. (51 mm) intervals for ease of installation.
- Variety of accessories available for wall-to-wall installation.
- Pedestal kit available.

Warranty

- 1-year warranty against defects.

Application

- Commercial building, office building, hospital, daycare center, penal institution.

Standard Watt Density Models

Watts	Watts 240/208V	Product #				Length		Weight	
		120V	208V	240/208V	277V	in.	mm	lb	kg
300	300/225	OPR0302	OPR0308	OPR0300	-	20 9/16	522	10.4	4.7
500	500/375	OPR0502	OPR0508	OPR0500	OPR0577	25 1/2	647	14.0	6.4
750	750/563	OPR0752	OPR0758	OPR0750	OPR0777	35 1/2	901	20.0	9.1
1000	1000/750	OPR1002	OPR1008	OPR1000	OPR1077	45 3/4	1162	26.0	11.8
1250	1250/938	OPR1252	OPR1258	OPR1250	OPR1277	55 1/4	1403	32.0	14.6
1500	1500/1125	OPR1502	OPR1508	OPR1500	OPR1577	63 15/16	1624	37.0	16.8
1750	1750/1313	-	OPR1758	OPR1750	OPR1777	73 1/4	1861	43.0	19.6
2000	2000/1500	-	OPR2008	OPR2000	OPR2077	82 1/16	2084	47.5	21.6
2250	2250/1688	-	OPR2258	OPR2250	OPR2277	90 15/16	2309	53.5	24.3
2500	2500/1875	-	OPR2508	OPR2500	OPR2577	100	2541	58.4	26.6

Low Watt Density Models

Product # ¹	Length	Weight	Average Density W/ft.	Watts	Watts 240/208V ¹	120V	208V	240/208V	277V
OPR020X-647	25 1/2" (647mm)	14.0 lb (6.4 kg)	100	200	200/150				-
OPR030X-647			150	300	300/225				-
OPR040X-647			200	400	400/300				
OPR030X-901	35 1/2" (901 mm)	20.0 lb (9.1 kg)	100	300	300/225				
OPR045X-901			150	450	450/338				
OPR060X-901			200	600	600/450				
OPR040X-1162	45 3/4" (1162 mm)	26.0 lb (11.8 kg)	100	400	400/300				
OPR060X-1162			150	600	600/450				
OPR080X-1162			200	800	800/600				
OPR050X-1403	55 1/4" (1403 mm)	32.0 lb (14.6 kg)	100	500	500/375				
OPR075X-1403			150	750	750/563				
OPR100X-1403			200	1000	1000/750				
OPR060X-1624	63 15/16" (1624 mm)	37.0 lb (16.8 kg)	100	600	600/450				
OPR090X-1624			150	900	900/675				
OPR120X-1624			200	1200	1200/900				
OPR070X-1861	73 1/4" (1861 mm)	43.0 lb (19.6 kg)	100	700	700/525				
OPR105X-1861			150	1050	1050/788				
OPR140X-1861			200	1400	1400/1050				
OPR080X-2084	82 1/16" (2084 mm)	47.5 lb (21.6 kg)	100	800	800/600				
OPR120X-2084			150	1200	1200/900				
OPR160X-2084			200	1600	1600/1200				
OPR090X-2309	90 15/16" (2309 mm)	53.5 lb (24.3 kg)	100	900	900/675				
OPR135X-2309			150	1350	1350/1013	-			
OPR180X-2309			200	1800	1800/1350	-			
OPR100X-2541	100" (2541 mm)	58.4 lb (26.6 kg)	100	1000	1000/750				
OPR150X-2541			150	1500	1500/1125	-			
OPR200X-2541			200	2000	2000/1500	-			

¹ X = 2 (120V), 8 (208V), 0 (240/208V), 77 (277V).

= Available.

Add "BL" for white, "AM" for almond. Upcharge available for optional colors shown in the color chart section.

Other colors, accessories and finishes are available upon request. Please contact your customer service representative.

Other voltages available upon request.

OPR

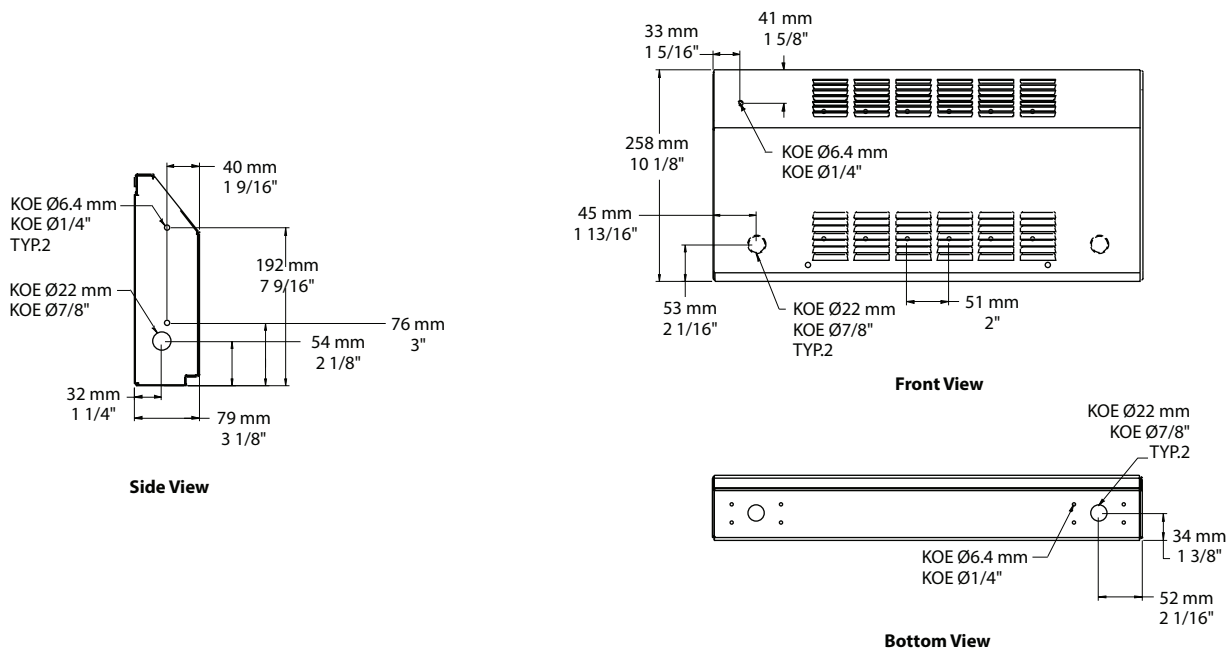
Options

Product # Kit	Product # Factory installed*	Description
-	BD	Clean back
KIT-OPR-BR	-	Relay section, 5 in. (127 mm)
KIT-OPR-CE	-	Outside corner, 5 in. (127 mm)
KIT-OPR-CI	-	Inside corner, 5 in. (127 mm)
KIT-OPR-JT	-	Splice plate, 3 1/8 in. (80 mm)
KIT-OPR-PE	-	Round pedestal kit (2), 3 in. (76 mm)
KIT-OPR-PEC	-	Square-shaped pedestal kit (2), 3 in. (76 mm)
OPR-SV-XX	-	Empty cabinet length of XX mm (minimum: 154 mm, maximum: 2541 mm)
KIT-OPR-R-347	R	Single-pole relay, coil 24V, without transformer, 22A at 120V, 208V, 240V - 19A at 277V - 18A at 347V
KIT-OPR-R-600	R	Single-pole relay, coil 24V, without transformer, 10A at 600V
KIT-OPR-RT-120	RT	Single-pole relay, coil 24V, with transformer 120V/24V, 22A at 120V
KIT-OPR-RT-208	RT	Single-pole relay, coil 24V, with transformer 208V/24V, 22A at 208V
KIT-OPR-RT-240	RT	Single-pole relay, coil 24V, with transformer 240V/24V, 22A at 240V
KIT-OPR-RT-277	RT	Single-pole relay, coil 24V, with transformer 277V/24V, 19A at 277V
KIT-OPR-RT-347	RT	Single-pole relay, coil 24V, with transformer 347V/24V, 18A at 347V
KIT-OPR-RT-600 ¹	RT ¹	Single-pole relay, coil 24V, with transformer 600V/24V, 10A at 600V (2-wire only)
KIT-OPR-T	T	Single-pole thermostat: 30A at 120V, 208V, 240V - 15A at 277V, 347V, 600V
KIT-OPR-T2 ²	T2 ²	Double-pole thermostat: 30A at 120V, 208V, 240V - 15A at 277V, 347V, 600V
KIT-OPR-T-AV	TAV	Single-pole tamperproof thermostat: 30A at 120V, 208V, 240V - 15A at 277V, 347V, 600V
KIT-OPR-T2-AV ²	T2AV ²	Double-pole tamperproof thermostat: 30A at 120V, 208V, 240V - 15A at 277V, 347V, 600V
KIT-OPR-TRIAC-347	TRIAC	Single-pole electronic relay, coil 24V, without transformer, 15A at 347V max.
KIT-OPR-TRIAC-347T	TRIACT	Single-pole electronic relay, coil 24V, with transformer, 15A at 208V, 240V, 347V
KIT-OPR-TRIAC-600	TRIAC	Single-pole electronic relay, coil 24V, without transformer, 6A at 600V max.


* For factory installed options, add the option number to the product number. See the **Product Code** section inside the front cover.

¹ These 2-wire relays with transformer can't supply of 3-wire low voltage thermostats.

² "Off" position.



OPA Architectural Cabinet Convector



Features

Color

- Standard: white, almond.
- Optional: metallic silver, bronze, metallic charcoal, textured black, beige-grey, aluminum, semi-gloss black, sand.
- Custom colors available upon request.

Finish

- Standard: epoxy/polyester powder paint.

Voltage

- 208V, 240/208V, 240V, 277V, 347V, 600V, 1-phase.

Construction

- 20-gauge steel cabinet.
- 16-gauge steel front cover. **1**
- Extruded aluminum bar grilles prevent insertion of foreign objects. **2**
- Front fresh air inlet; top warm air outlet.
 - Front warm air outlet available (-FR).
- Clean back available (-BD).
- Linear high-limit temperature control with automatic reset.

Heating element

- Two stainless steel tubular heating elements with aluminum fins. **3**
- Floating elements on high-temperature nylon bushings reducing expansion noises. **4**

Watt density

- Standard watt density.
- Low watt density.

Control

- Built-in tamperproof thermostat available.
- Mechanical, electronic or pneumatic relays available.

Ouellet highly recommends to use an electronic wall thermostat for greater comfort.

Installation

- Not for residential use in the United States.
- Wall or floor mounted installation.
- Front outlet -FR models may be recessed.
- Mounting holes spaced on 2 in. (51 mm) intervals for ease of installation.
- Variety of accessories available for wall-to-wall installation.
- Pedestal kit or sub-base available. **5**

Warranty

- 1-year warranty against defects.

Application

- Commercial building, office building, hospital, daycare center.

OPA

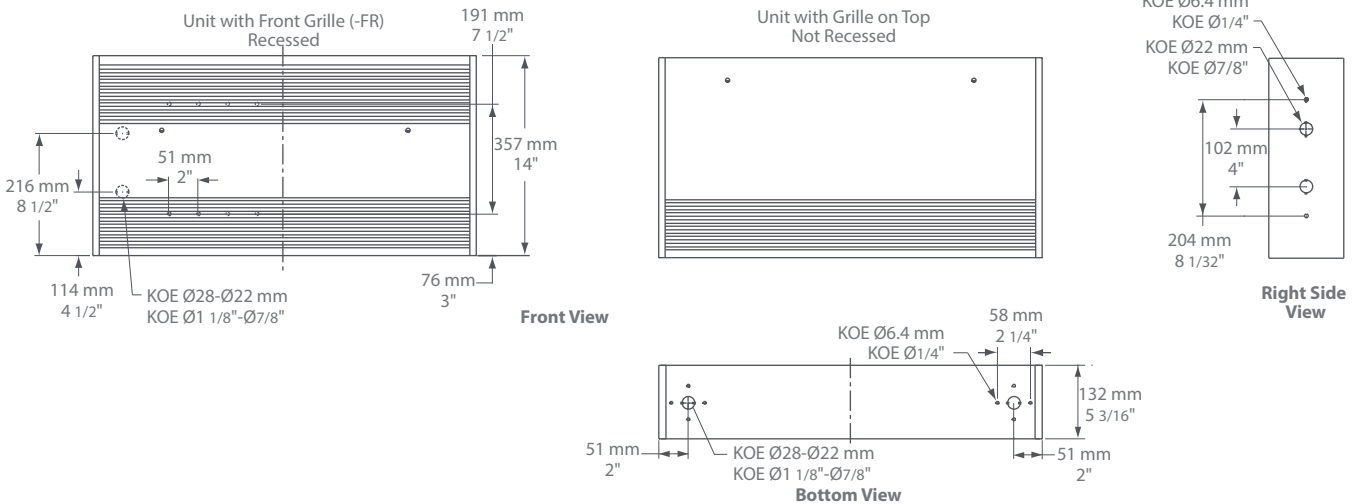
Standard Watt Density Models

Watts	Product #		Watts 240/208V	Product # 240/208V	Length		Weight	
	208V	277V			in.	mm	lb	kg
1000	OPA1008	OPA1077	1000/750	OPA1000	27 3/16	690	30.0	13.6
1500	OPA1508	OPA1577	1500/1125	OPA1500	37 3/16	944	46.0	20.9
2000	OPA2008	OPA2077	2000/1500	OPA2000	47 3/16	1198	57.0	25.9
2500	OPA2508	OPA2577	2500/1875	OPA2500	57 3/16	1452	66.0	29.9
3000	OPA3008	OPA3077	3000/2250	OPA3000	65 3/16	1655	75.0	34.0
3500	OPA3508 ¹	OPA3577	3500/2625	OPA3500	75 3/16	1909	80.0	36.3
4000	OPA4008 ¹	OPA4077	4000/3000	OPA4000 ¹	83 1/8	2112	89.0	40.4

Low Watt Density Models

Watts	Product #			Length		Weight	
	208V	240V	277V	in.	mm	lb	kg
800	OPA0808-690	OPA0800-690	OPA0877-690	27 3/16	690	30.0	13.6
1000	OPA1008-944	OPA1000-944	OPA1077-944	37 3/16	944	46.0	20.9
1500	OPA1508-1198	OPA1500-1198	OPA1577-1198	47 3/16	1198	57.0	25.9
1750	OPA1758-1452	OPA1750-1452	OPA1777-1452	57 3/16	1452	66.0	29.9
2000	OPA2008-1655	OPA2000-1655	OPA2077-1655	65 3/16	1655	75.0	34.0
2500	OPA2508-2112	OPA2500-2112	OPA2577-2112	83 1/8	2112	89.0	40.4
2750	OPA2758-2112	OPA2750-2112	OPA2777-2112	83 1/8	2112	89.0	40.4

¹ If the control option "24V electronic relay" is required, these products need two electronic relays.
 Add "BL" for white, "AM" for almond. Optional colors shown in the color chart section are available upon request.
 Other colors, accessories and finishes are available upon request. Please contact your customer service representative.
 Other voltages available upon request.
 Other low watt density models available upon request.



OPA

Options



Product # Kit	Product # Factory installed*	Description
-	BD	Clean back
KIT-OPA-CI	-	Corner (inside and outside)
KIT-OPA-CR-27	-	Recess trim kit, 27 3/16 in. (690 mm)
KIT-OPA-CR-37	-	Recess trim kit, 37 3/16 in. (944 mm)
KIT-OPA-CR-47	-	Recess trim kit, 47 3/16 in. (1198 mm)
KIT-OPA-CR-57	-	Recess trim kit, 57 3/16 in. (1452 mm)
KIT-OPA-CR-65	-	Recess trim kit, 65 3/16 in. (1655 mm)
KIT-OPA-CR-75	-	Recess trim kit, 75 3/16 in. (1909 mm)
KIT-OPA-CR-83	-	Recess trim kit, 83 1/8 in. (2112 mm)
KIT-OPA-CTR	-	Relay box, 12 in. (305 mm)
-	FR	Front warm air outlet
KIT-OPA-PEC	-	Square-shaped pedestal kit (2), 3 in. (76 mm)
KIT-OPA-SO-27	-	Sub-base, 27 3/16 in. (690 mm)
KIT-OPA-SO-37	-	Sub-base, 37 3/16 in. (944 mm)
KIT-OPA-SO-47	-	Sub-base, 47 3/16 in. (1198 mm)
KIT-OPA-SO-57	-	Sub-base, 57 3/16 in. (1452 mm)
KIT-OPA-SO-65	-	Sub-base, 65 3/16 in. (1655 mm)
KIT-OPA-SO-75	-	Sub-base, 75 3/16 in. (1909 mm)
KIT-OPA-SO-83	-	Sub-base, 83 1/8 in. (2112 mm)
KIT-OPA-SV-27	-	Empty cabinet, 27 3/16 in. (690 mm)
KIT-OPA-SV-37	-	Empty cabinet, 37 3/16 in. (944 mm)
KIT-OPA-SV-47	-	Empty cabinet, 47 3/16 in. (1198 mm)
KIT-OPA-SV-57	-	Empty cabinet, 57 3/16 in. (1452 mm)
KIT-OPA-SV-65	-	Empty cabinet, 65 3/16 in. (1655 mm)
KIT-OPA-SV-75	-	Empty cabinet, 75 3/16 in. (1909 mm)
KIT-OPA-SV-83	-	Empty cabinet, 83 1/8 in. (2112 mm)
-	CTT	Single-pole relay, coil 240V: 25A at 240V, 10A at 600V
-	CTT2	Double-pole relay, coil 240V: 25A at 240V, 10A at 600V
-	DIS40²	Disconnect switch, triple-pole, 40A at 600V
-	PM	Pneumatic relay, 20A at 600V
KIT-OPA-R	R	Single-pole relay, coil 24V, without transformer: 22A at 208V, 240V - 18A at 347V
KIT-OPA-R2	R2	Double-pole relay, coil 24V, without transformer: 25A at 240V - 10A at 600V
KIT-OPA-RT-208	RT	Single-pole relay, coil 24V, with transformer 208V/24V, 4500W, 22A at 208V
KIT-OPA-RT-240	RT	Single-pole relay, coil 24V, with transformer 240V/24V, 5200W, 22A at 240V
KIT-OPA-RT-277	RT	Single-pole relay, coil 24V, with transformer 277V/24V, 5200W, 19A at 277V
KIT-OPA-RT-347	RT	Single-pole relay, coil 24V, with transformer 347V/24V, 6000W, 18A at 347V
KIT-OPA-RT-600 ¹	RT¹	Single-pole relay, coil 24V, with transformer 600V/24V, 6000W, 10A at 600V (2-wire only)
KIT-OPA-T-AV	TAV	Single-pole tamperproof thermostat: 30A at 250V max. - 15A at 600V max.
KIT-OPA-T2-AV	T2AV	Double-pole tamperproof thermostat: 30A at 250V max. - 15A at 600V max.
-	TRIAC	Single-pole electronic relay, coil 24V, without transformer, 15A at 347V max.
-	TRIACT	Single-pole electronic relay, coil 24V, with transformer: 15A at 208V, 240V, 347V
-	TRIAC	Single-pole electronic relay, coil 24V, without transformer, 6A at 600V max.
-	TRF24	Transformer 24V, 50VA
-	TRF240	Transformer 240V, 50VA

* For factory installed options, add the option number to the product number. See the **Product Code** section inside the front cover.

¹ These 2-wire relays with transformer can't supply of 3-wire low voltage thermostats.

² For the U.S. only: The nominal current of the unit must not exceed 80% of the capacity of the disconnect.

OPI Architectural Sloped Top Cabinet Convector



Features

Color

- Standard: white, almond.
- Optional: metallic silver, bronze, metallic charcoal, textured black, beige-grey, aluminum, semi-gloss black, sand.
- Custom colors available upon request.

Finish

- Standard: epoxy/polyester powder paint.

Voltage

- 208V, 240/208V, 277V, 347V, 600V, 1-phase.

Construction

- 20-gauge steel cabinet.
- 16-gauge steel front cover. **1**
- Extruded aluminum bar grilles prevent insertion of foreign objects. **2**
- Front fresh air inlet; top warm air outlet.
- Clean back available (-BD).
- Linear high-limit temperature control with automatic reset.

Heating element

- Two stainless steel tubular heating elements with aluminum fins. **3**
- Floating elements on high-temperature nylon bushings reducing expansion noises. **4**

Watt density

- Standard watt density.
- Low watt density.

Control

- Built-in tamperproof thermostat available.
- Mechanical, electronic or pneumatic relays available.

Ouellet highly recommends to use an electronic wall thermostat for greater comfort.

Installation

- Not for residential use in the United States.
- Wall or floor mounted installation.
- Mounting holes spaced on 2 in. (51 mm) intervals for ease of installation.
- Variety of accessories available for wall-to-wall installation.
- Pedestal kit or sub-base available. **5**

Warranty

- 1-year warranty against defects.

Application

- Commercial building, office building, hospital, daycare center.

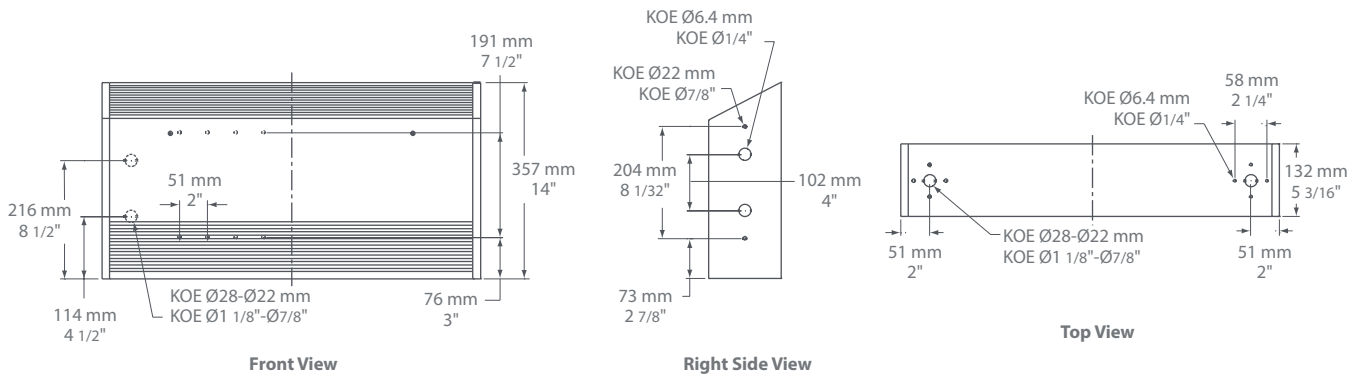
Standard Watt Density Models

Watts	Product #		Watts 240/208V	Product # 240/208V	Length		Weight	
	208V	277V			in.	mm	lb	kg
1000	OPI1008	OPI1077	1000/750	OPI1000	27 3/16	690	32.0	14.5
1500	OPI1508	OPI1577	1500/1125	OPI1500	37 3/16	944	46.0	20.9
2000	OPI2008	OPI2077	2000/1500	OPI2000	47 3/16	1198	57.0	25.9
2500	OPI2508	OPI2577	2500/1875	OPI2500	57 3/16	1452	66.0	30.0
3000	OPI3008	OPI3077	3000/2250	OPI3000	65 3/16	1655	75.0	34.1
3500	OPI3508 ¹	OPI3577	3500/2625	OPI3500	75 3/16	1909	80.0	36.3
4000	OPI4008 ¹	OPI4077	4000/3000	OPI4000 ¹	83 1/8	2112	89.0	40.5

Low Watt Density Models

Watts	Product #			Length		Weight	
	208V	240V	277V	in.	mm	lb	kg
800	OPI0808-690	OPI0800-690	OPI0877-690	27 3/16	690	32.0	14.5
1000	OPI1008-944	OPI1000-944	OPI1077-944	37 3/16	944	46.0	20.9
1500	OPI1508-1198	OPI1500-1198	OPI1577-1198	47 3/16	1198	57.0	25.9
1750	OPI1758-1452	OPI1750-1452	OPI1777-1452	57 3/16	1452	66.0	30.0
2000	OPI2008-1655	OPI2000-1655	OPI2077-1655	65 3/16	1655	75.0	34.1
2500	OPI2508-2112	OPI2500-2112	OPI2577-2112	83 1/8	2112	89.0	40.5
2750	OPI2758-2112	OPI2750-2112	OPI2777-2112	83 1/8	2112	89.0	40.5

¹ If the control option "24V electronic relay" is required, these products need two electronic relays.
 Add "BL" for white, "AM" for almond. Optional colors shown in the color chart section are available upon request.
 Other colors, accessories and finishes are available upon request. Please contact your customer service representative.
 Other voltages available upon request.
 Other low watt density models available upon request.



OPI

Options



Product # Kit	Product # Factory installed*	Description
-	BD	Clean back
KIT-OPI-CE	-	Outside corner, 4 in. (102 mm)
KIT-OPI-CI	-	Inside corner, 4 in. (102 mm)
KIT-OPI-CTR	-	Relay box, 12 in. (305 mm)
KIT-OPI-PEC	-	Square-shaped pedestal kit (2), 3 in. (76 mm)
KIT-OPI-SO-27	-	Sub-base, 27 3/16 in. (690 mm)
KIT-OPI-SO-37	-	Sub-base, 37 3/16 in. (944 mm)
KIT-OPI-SO-47	-	Sub-base, 47 3/16 in. (1198 mm)
KIT-OPI-SO-57	-	Sub-base, 57 3/16 in. (1452 mm)
KIT-OPI-SO-65	-	Sub-base, 65 3/16 in. (1655 mm)
KIT-OPI-SO-75	-	Sub-base, 75 3/16 in. (1909 mm)
KIT-OPI-SO-83	-	Sub-base, 83 1/8 in. (2112 mm)
KIT-OPI-SV-27	-	Empty cabinet, 27 3/16 in. (690 mm)
KIT-OPI-SV-37	-	Empty cabinet, 37 3/16 in. (944 mm)
KIT-OPI-SV-47	-	Empty cabinet, 47 3/16 in. (1198 mm)
KIT-OPI-SV-57	-	Empty cabinet, 57 3/16 in. (1452 mm)
KIT-OPI-SV-65	-	Empty cabinet, 65 3/16 in. (1655 mm)
KIT-OPI-SV-75	-	Empty cabinet, 75 3/16 in. (1909 mm)
KIT-OPI-SV-83	-	Empty cabinet, 83 1/8 in. (2112 mm)
-	CTT	Single-pole relay, coil 240V: 25A at 240V, 10A at 600V
-	CTT2	Double-pole relay, coil 240V: 25A at 240V, 10A at 600V
-	DIS40²	Disconnect switch, triple-pole, 40A at 600V
-	PM	Pneumatic relay, 20A at 600V
KIT-OPI-R	R	Single-pole relay, coil 24V, without transformer: 22A at 208V, 240V - 18A at 347V
KIT-OPI-R2	R2	Double-pole relay, coil 24V, without transformer: 25A at 240V - 10A at 600V
KIT-OPI-RT-208	RT	Single-pole relay, coil 24V, with transformer 208V/24V, 4500W, 22A at 208V
KIT-OPI-RT-240	RT	Single-pole relay, coil 24V, with transformer 240V/24V, 5200W, 22A at 240V
KIT-OPI-RT-277	RT	Single-pole relay, coil 24V, with transformer 277V/24V, 5200W, 19A at 277V
KIT-OPI-RT-347	RT	Single-pole relay, coil 24V, with transformer 347V/24V, 6000W, 18A at 347V
KIT-OPI-RT-600 ¹	RT¹	Single-pole relay, coil 24V, with transformer 600V/24V, 6000W, 10A at 600V (2-wire only)
KIT-OPI-T-AV	TAV	Single-pole tamperproof thermostat: 30A at 250V max. - 15A at 600V max.
KIT-OPI-T2-AV	T2AV	Double-pole tamperproof thermostat: 30A at 250V max. - 15A at 600V max.
-	TRIAC	Single-pole electronic relay, coil 24V, without transformer, 15A at 347V max.
-	TRIACT	Single-pole electronic relay, coil 24V, with transformer: 15A at 208V, 240V, 347V
-	TRIAC	Single-pole electronic relay, coil 24V, without transformer, 6A at 600V max.
-	TRF24	Transformer 24V, 50VA
-	TRF240	Transformer 240V, 50VA

* For factory installed options, add the option number to the product number. See the **Product Code** section inside the front cover.

¹ These 2-wire relays with transformer can't supply of 3-wire low voltage thermostats.

² For the U.S. only: The nominal current of the unit must not exceed 80% of the capacity of the disconnect.

OLA High Density Architectural Cabinet Convector



Features

Color

- Standard: white, almond.
- Optional: metallic silver, bronze, metallic charcoal, textured black, beige-grey, aluminum, semi-gloss black, sand.
- Custom colors available upon request.

Finish

- Standard: epoxy/polyester powder paint.

Voltage

- 208V, 240/208V, 277V, 347V, 600V, 1 or 3-phase.

Construction

- 20-gauge steel cabinet.
- 16-gauge steel front cover. **1**
- Extruded aluminum bar grilles prevent insertion of foreign objects. **2**
- Front fresh air inlet; top warm air outlet.
 - Front warm air outlet available (-FR).
- Clean back available (-BD).
- Linear high-limit temperature control with automatic reset. **3**

Heating element

- Three stainless steel tubular heating elements with aluminum fins. **4**
- Floating heating elements on high-temperature bushings, reducing expansion noises. **5**

Watt density

- Standard watt density.
- Low watt density.

Control

- Built-in tamperproof thermostat available.
- Mechanical, electronic or pneumatic relays available.

Note: Single-pole thermostat is for 1-phase model only.

Ouellet highly recommends to use an electronic wall thermostat for greater comfort.

Installation

- Not for residential use in the United States.
- Wall or floor mounted installation.
- Front outlet -FR models may be recessed.
- Mounting holes spaced on 2 in. (51 mm) intervals for ease of installation.
- Variety of accessories available for wall-to-wall installation.
- Pedestal kit or sub-base available.

Warranty

- 1-year warranty against defects.

Application

- Commercial building, hospital, daycare center.

OLA

Standard Watt Density Models

Watts	Product #			Watts 240/208V	Product # 240/208V	Length		Weight	
	208V (1 ph)	208V (3 ph)	277V			in.	mm	lb	kg
2000	OLA2008	OLA2038 ¹	OLA2077	2000/1500	OLA2000	27 3/16	690	37.0	16.8
3000	OLA3008	OLA3038 ¹	OLA3077	3000/2250	OLA3000	37 3/16	944	47.0	21.3
4000	OLA4008 ¹	OLA4038 ¹	OLA4077	4000/3000	OLA4000 ¹	47 3/16	1198	57.0	25.9
5000	OLA5008 ²	OLA5038 ¹	OLA5077 ¹	5000/3750	OLA5000 ¹	57 3/16	1452	67.0	30.4
6000	OLA6008 ²	OLA6038 ²	OLA6077 ¹	6000/4500	OLA6000 ²	65 3/16	1655	79.0	35.8

Low Watt Density Models

Product # ³	Length	Weight	Average Density W/ft.	Watts	208V (1 ph)	208V (3 ph)	240V	277V
OLA10XX-690	27 3/16"	37.0 lb	500	1000				
OLA15XX-690	(690mm)	(16.8 kg)	750	1500				
OLA15XX-944	37 3/16"	47.0 lb	500	1500				
OLA22XX-944	(944 mm)	(21.3 kg)	750	2250				
OLA20XX-1198	47 3/16"	57.0 lb	500	2000				
OLA30XX-1198	(1198 mm)	(25.9 kg)	750	3000				
OLA25XX-1452	57 3/16"	67.0 lb	500	2500				
OLA37XX-1452	(1452 mm)	(30.4 kg)	750	3750				
OLA30XX-1655	65 3/16"	79.0 lb	500	3000				
OLA45XX-1655	(1655 mm)	(35.8 kg)	750	4500				

¹If the control option "24V electronic relay" is required, these products need two electronic relays.

²If the control option "24V electronic relay" is required, these products need three electronic relays.

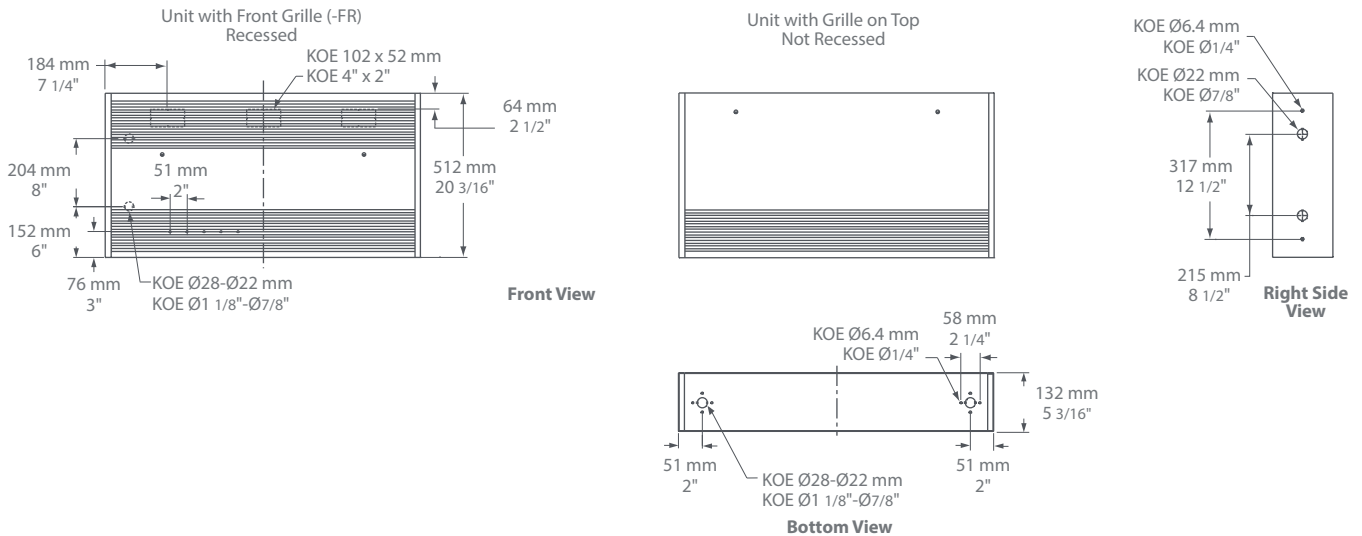
³XX = 08 (208V, 1 ph), 38 (208V, 3 ph), 00 (240V), 30 (240V, 3PH), 77 (277V), 07 (347V), 04 (480V, 1PH), 34 (480V, 3PH), 06 (600V, 1 ph), 36 (600V, 3 ph).

= Available.

Add "BL" for white, "AM" for almond. Optional colors shown in the color chart section are available upon request.

Other colors, accessories and finishes are available upon request. Please contact your customer service representative.

Other voltages available upon request.



OLA

Options

Product # Kit	Product # Factory installed*	Description
-	BD	Clean back
KIT-OLA-CI	-	Corner (Inside and outside)
KIT-OLA-CR-27	-	Recess trim kit, 27 3/16 in. (690 mm)
KIT-OLA-CR-37	-	Recess trim kit, 37 3/16 in. (944 mm)
KIT-OLA-CR-47	-	Recess trim kit, 47 3/16 in. (1198 mm)
KIT-OLA-CR-57	-	Recess trim kit, 57 3/16 in. (1452 mm)
KIT-OLA-CR-65	-	Recess trim kit, 65 3/16 in. (1655 mm)
KIT-OLA-CTR	-	Relay box, 12 in. (305 mm)
-	FR	Front warm air outlet
KIT-OLA-PEC	-	Square-shaped pedestal kit (2), 3 in. (76 mm)
KIT-OLA-SO-27	-	Sub-base, 27 3/16 in. (690 mm)
KIT-OLA-SO-37	-	Sub-base, 37 3/16 in. (944 mm)
KIT-OLA-SO-47	-	Sub-base, 47 3/16 in. (1198 mm)
KIT-OLA-SO-57	-	Sub-base, 57 3/16 in. (1452 mm)
KIT-OLA-SO-65	-	Sub-base, 65 3/16 in. (1655 mm)
KIT-OLA-SV-27	-	Empty cabinet, 27 3/16 in. (690 mm)
KIT-OLA-SV-37	-	Empty cabinet, 37 3/16 in. (944 mm)
KIT-OLA-SV-47	-	Empty cabinet, 47 3/16 in. (1198 mm)
KIT-OLA-SV-57	-	Empty cabinet, 57 3/16 in. (1452 mm)
KIT-OLA-SV-65	-	Empty cabinet, 65 3/16 in. (1655 mm)
-	CTT	Single-pole relay, coil 240V: 25A at 240V, 10A at 600V
-	CTT2	Double-pole relay, coil 240V: 25A at 240V, 10A at 600V
-	DIS40 ³	Disconnect switch, triple-pole, 40A at 600V
-	PM	Pneumatic relay, 20A at 600V
KIT-OLA-R	R	Single-pole relay, coil 24V, without transformer: 22A at 208V, 240V - 18A at 347V
KIT-OLA-R2	R2	Double-pole relay, coil 24V, without transformer: 25A at 240V - 10A at 600V
KIT-OLA-R2-30	R230	Double-pole relay, coil 24V, without transformer, 30A at 600V max.
KIT-OLA-RT-208	RT	Single-pole relay, coil 24V, with transformer 208V/24V, 4500W, 22A at 208V
KIT-OLA-RT-240	RT	Single-pole relay, coil 24V, with transformer 240V/24V, 5200W, 22A at 240V
KIT-OLA-RT-277	RT	Single-pole relay, coil 24V, with transformer 277V/24V, 5200W, 19A at 277V
KIT-OLA-RT-347	RT	Single-pole relay, coil 24V, with transformer 347V/24V, 6000W, 18A at 347V
KIT-OLA-RT-600 ¹	RT ¹	Single-pole relay, coil 24V, with transformer 600V/24V, 6000W, 10A at 600V (2-wire only)
KIT-OLA-T-AV ²	TAV ²	Single-pole tamperproof thermostat: 30A at 250V max. - 15A at 600V max.
KIT-OLA-T2-AV	T2AV	Double-pole tamperproof thermostat: 30A at 250V max. - 15A at 600V max.
-	TRF24	Transformer 24V, 50VA
-	TRF240	Transformer 240V, 50VA




* For factory installed options, add the option number to the product number. See the **Product Code** section inside the front cover.

¹ These 2-wire relays with transformer can't supply of 3-wire low voltage thermostats.

² For 1-phase model only.

³ For the U.S. only: The nominal current of the unit must not exceed 80% of the capacity of the disconnect.
Electronic relay (1 or 3-phase) available upon request.

OLI High Density Architectural Sloped Top Cabinet Convector



Features

Color

- Standard: white, almond.
- Optional: metallic silver, bronze, metallic charcoal, textured black, beige-grey, aluminum, semi-gloss black, sand.
- Custom colors available upon request.

Finish

- Standard: epoxy/polyester powder paint.

Voltage

- 208V, 240/208V, 277V, 347V, 600V, 1 or 3-phase.

Construction

- 20-gauge steel cabinet.
- 16-gauge steel front cover. **1**
- Extruded aluminum bar grilles prevent insertion of foreign objects. **2**
- Front fresh air inlet; top warm air outlet.
- Clean back available (-BD).
- Linear high-limit temperature control with automatic reset. **3**

Heating element

- Three stainless steel tubular heating elements with aluminum fins. **4**
- Floating elements on high-temperature nylon bushings reducing expansion noises. **5**

Watt density

- Standard watt density.
- Low watt density.

Control

- Built-in tamperproof thermostat available.
- Mechanical, electronic or pneumatic relays available.

Note: Single-pole thermostat is for 1-phase model only.

Ouellet highly recommends to use an electronic wall thermostat for greater comfort.

Installation

- Not for residential use in the United States.
- Wall or floor mounted installation.
- Mounting holes spaced on 2 in. (51 mm) intervals for ease of installation.
- Variety of accessories available for wall-to-wall installation.
- Pedestal kit or sub-base available.

Warranty

- 1-year warranty against defects.

Application

- Commercial building, hospital, daycare center.

Standard Watt Density Models

Watts	Product #			Watts 240/208V	Product # 240/208V	Length		Weight	
	208V (1 ph)	208V (3 ph)	277V			in.	mm	lb	kg
2000	OLI2008	OLI2038 ¹	OLI2077	2000/1500	OLI2000	27 3/16	690	37.0	16.8
3000	OLI3008	OLI3038 ¹	OLI3077	3000/2250	OLI3000	37 3/16	944	47.0	21.3
4000	OLI4008 ¹	OLI4038 ¹	OLI4077	4000/3000	OLI4000 ¹	47 3/16	1198	57.0	25.9
5000	OLI5008 ²	OLI5038 ¹	OLI5077 ¹	5000/3750	OLI5000 ¹	57 3/16	1452	67.0	30.4
6000	OLI6008 ²	OLI6038 ²	OLI6077 ¹	6000/4500	OLI6000 ²	65 3/16	1655	79.0	35.8

Low Watt Density Models

Product # ⁴	Length	Weight	Average Density W/ft.	Watts	208V (1 ph)	208V (3 ph)	240V	277V
OLI10XX-690	27 3/16"	37.0 lb	500	1000				
OLI15XX-690	(690 mm)	(16.8 kg)	750	1500				
OLI15XX-944	37 3/16"	47.0 lb	500	1500				
OLI22XX-944	(944 mm)	(21.3 kg)	750	2250				
OLI20XX-1198	47 3/16"	57.0 lb	500	2000				
OLI30XX-1198	(1198 mm)	(25.9 kg)	750	3000				
OLI25XX-1452	57 3/16"	67.0 lb	500	2500				
OLI37XX-1452	(1452 mm)	(30.4 kg)	750	3750				
OLI30XX-1655	65 3/16"	79.0 lb	500	3000				
OLI45XX-1655	(1655 mm)	(35.8 kg)	750	4500				

¹If the control option "24V electronic relay" is required, these products need two electronic relays.

²If the control option "24V electronic relay" is required, these products need three electronic relays.

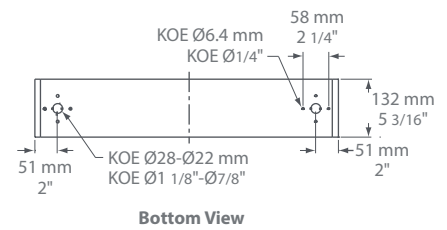
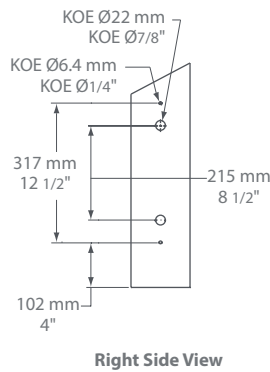
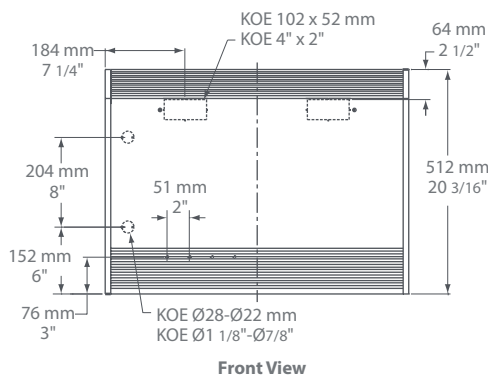
³XX = 08 (208V, 1 ph), 38 (208V, 3 ph), 00 (240V), 30 (240V, 3PH), 77 (277V), 07 (347V), 04 (480V, 1PH), 34 (480V, 3PH), 06 (600V, 1 ph), 36 (600V, 3 ph).

⁴ = Available.

Add "BL" for white, "AM" for almond. Optional colors shown in the color chart section are available upon request.

Other colors, accessories and finishes are available upon request. Please contact your customer service representative.

Other voltages available upon request.



OLI

Options

Product # Kit	Product # Factory installed*	Description
-	BD	Clean back
KIT-OLI-CE	-	Outside corner, 4 in. (102 mm)
KIT-OLI-CI	-	Inside corner, 4 in. (102 mm)
KIT-OLI-CTR	-	Relay box, 12 in. (305 mm)
KIT-OLI-PEC	-	Square-shaped pedestal kit (2), 3 in. (76 mm)
KIT-OLI-SO-27	-	Sub-base, 27 3/16 in. (690 mm)
KIT-OLI-SO-37	-	Sub-base, 37 3/16 in. (944 mm)
KIT-OLI-SO-47	-	Sub-base, 47 3/16 in. (1198 mm)
KIT-OLI-SO-57	-	Sub-base, 57 3/16 in. (1452 mm)
KIT-OLI-SO-65	-	Sub-base, 65 3/16 in. (1655 mm)
KIT-OLI-SV-27	-	Empty cabinet, 27 3/16 in. (690 mm)
KIT-OLI-SV-37	-	Empty cabinet, 37 3/16 in. (944 mm)
KIT-OLI-SV-47	-	Empty cabinet, 47 3/16 in. (1198 mm)
KIT-OLI-SV-57	-	Empty cabinet, 57 3/16 in. (1452 mm)
KIT-OLI-SV-65	-	Empty cabinet, 65 3/16 in. (1655 mm)
-	CTT	Single-pole relay, coil 240V: 25A at 240V, 10A at 600V
-	CTT2	Double-pole relay, coil 240V: 25A at 240V, 10A at 600V
-	DIS40 ³	Disconnect switch, triple-pole, 40A at 600V
-	PM	Pneumatic relay, 20A at 600V
KIT-OLI-R	R	Single-pole relay, coil 24V, without transformer: 22A at 208V, 240V - 18A at 347V
KIT-OLI-R2	R2	Double-pole relay, coil 24V, without transformer: 25A at 240V - 10A at 600V
KIT-OLI-R2-30	R230	Double-pole relay, coil 24V, without transformer, 30A at 600V max.
KIT-OLI-RT-208	RT	Single-pole relay, coil 24V, with transformer 208V/24V, 4500W, 22A at 208V
KIT-OLI-RT-240	RT	Single-pole relay, coil 24V, with transformer 240V/24V, 5200W, 22A at 240V
KIT-OLI-RT-277	RT	Single-pole relay, coil 24V, with transformer 277V/24V, 5200W, 19A at 277V
KIT-OLI-RT-347	RT	Single-pole relay, coil 24V, with transformer 347V/24V, 6000W, 18A at 347V
KIT-OLI-RT-600 ¹	RT ¹	Single-pole relay, coil 24V, with transformer 600V/24V, 6000W, 10A at 600V (2-wire only)
KIT-OLI-T-AV ²	TAV ²	Single-pole tamperproof thermostat: 30A at 250V max. - 15A at 600V max.
KIT-OLI-T2-AV	T2AV	Double-pole tamperproof thermostat: 30A at 250V max. - 15A at 600V max.
-	TRF24	Transformer 24V, 50VA
-	TRF240	Transformer 240V, 50VA

* For factory installed options, add the option number to the product number. See the **Product Code** section inside the front cover.

¹ These 2-wire relays with transformer can't supply of 3-wire low voltage thermostats.

² For 1-phase model only.

³ For the U.S. only: The nominal current of the unit must not exceed 80% of the capacity of the disconnect.
Electronic relay (1 or 3-phase) available upon request.

OCA Cabinet Unit Heater



Features

Color

- Standard: white, almond.
- Optional (upcharge applicable): metallic silver, bronze, metallic charcoal, aluminum, semi-gloss black, sand.
- Custom colors available upon request.

Finish

- Standard: epoxy/polyester powder paint.

Voltage

- 208V, 240V, 277V, 347V, 480V, 600V, 1 or 3-phase.

Construction

- 18-gauge steel.
- Insulated casing for noise reduction.
- Extruded aluminum bar grilles prevent insertion of foreign objects. **1**
- Field adaptable air inlet and outlet. **1**
- High-limit temperature control with automatic reset.
- 240V control circuit included. **2**
- Optional fresh air inlet damper.
- Optional air filters.

Fan

- Direct drive, variable speed squirrel-cage fan. **3**
- Fan delay.

- 240/208V factory-lubricated motor (1/15 HP). **4**
- 2 speed-motor available (1600/1500 rpm).

Heating element

- Durable tubular heating element with fins. **5**

Length

- Four cabinet lengths are available: 28 in. (711 mm), 48 in. (1219 mm), 66 in. (1676 mm), 80 in. (2032 mm).

Control

- Wide range of control available.

Ouellet highly recommends the use of a wall thermostat for greater comfort.

Installation

- Multi-position mounting (surface, semi-recessed, recessed).
- Maximum recommended installation height: 10 ft. (3 m).
- Recess trim kit available for recessed or semi-recessed units.
- Sub-base and special back plate available.

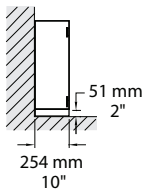
Warranty

- 5-year warranty against defects.

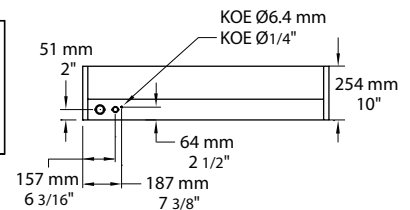
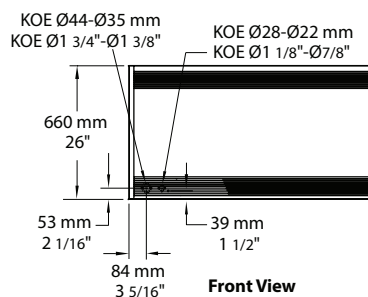
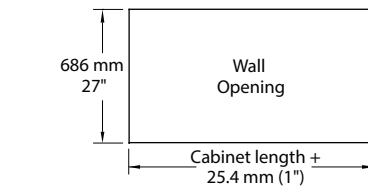
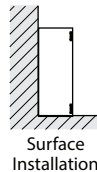
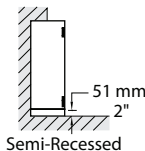
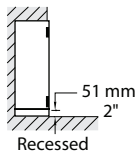
Application

- Hallway, entry way, exhibition center.

Installation with Sub-Base



Installation with Recess Trim Kit



OCA

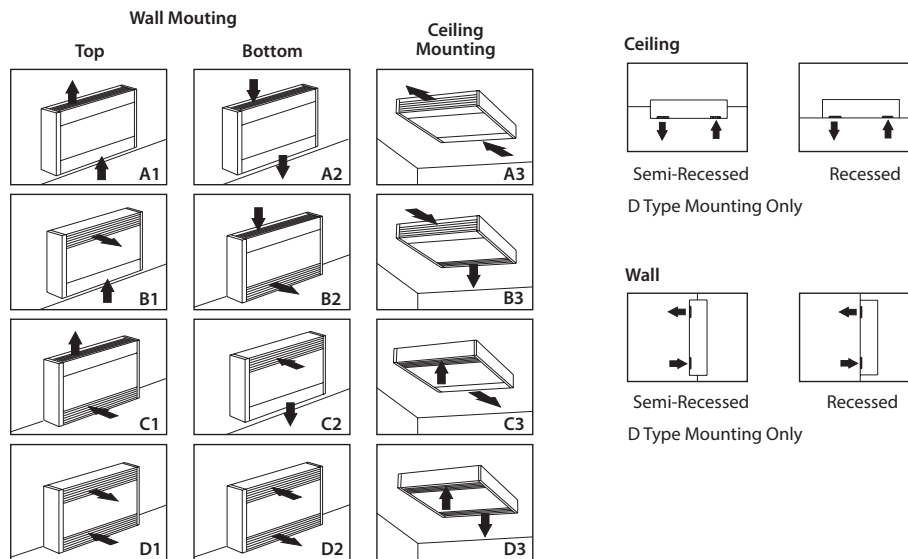
Models

Watts		cfm		BTU/hr		Product #					Length		Weight	
Hi	Lo	Hi	Lo	Hi	Lo	208V (3 ph)	240V (1 ph)	240V (3 ph)	277V (1 ph)	480V (3 ph)	in.	mm	lb	kg
2000	1333	250	200	6830	4552	OCAU02038 ¹	OCAU02000	OCAU02030	OCAU02077	OCAU02034 ¹	28	711	115.0	52.3
3000	1000	250	200	10246	3415	OCAU03038 ¹	OCAU03000	OCAU03030	OCAU03077	OCAU03034 ¹	28	711	115.0	52.3
4000	2667	250	200	13661	9108	OCAU04038 ¹	OCAU04000	OCAU04030	OCAU04077	OCAU04034 ¹	28	711	115.0	52.3
5000	3333	250	200	17076	11383	OCAU05038 ¹	OCAU05000	OCAU05030	OCAU05077	OCAU05034 ¹	28	711	115.0	52.3
6000	4000	250	200	20491	13661	OCAU06038 ¹	OCAU06000	OCAU06030	OCAU06077	OCAU06034 ¹	28	711	115.0	52.3
8000	4000	500	400	27321	13661	OCAU08038 ¹	OCAU08000	OCAU08030	OCAU08077	OCAU08034 ¹	48	1219	146.0	66.4
10000	5000	500	400	34152	17076	OCAU10038 ¹	OCAU10000	OCAU10030	OCAU10077	OCAU10034 ¹	48	1219	146.0	66.4
12000	6000	500	400	40982	20491	OCAU12038 ¹	OCAU12000	OCAU12030	OCAU12077	OCAU12034 ¹	48	1219	146.0	66.4
15000	10000	750	600	51228	34152	OCAU15038 ¹	OCAU15000	OCAU15030	-	OCAU15034 ¹	66	1676	210.0	95.5
18000	12000	750	600	61473	40982	OCAU18038 ¹	OCAU18000	OCAU18030	-	OCAU18034 ¹	66	1676	210.0	95.5
20000	10000	1000	800	68304	34152	OCAU20038 ¹	OCAU20000	OCAU20030	-	OCAU20034 ¹	80	2032	240.0	109.1
24000	12000	1000	800	81964	40982	OCAU24038 ¹	OCAU24000	OCAU24030	-	OCAU24034 ¹	80	2032	240.0	109.1

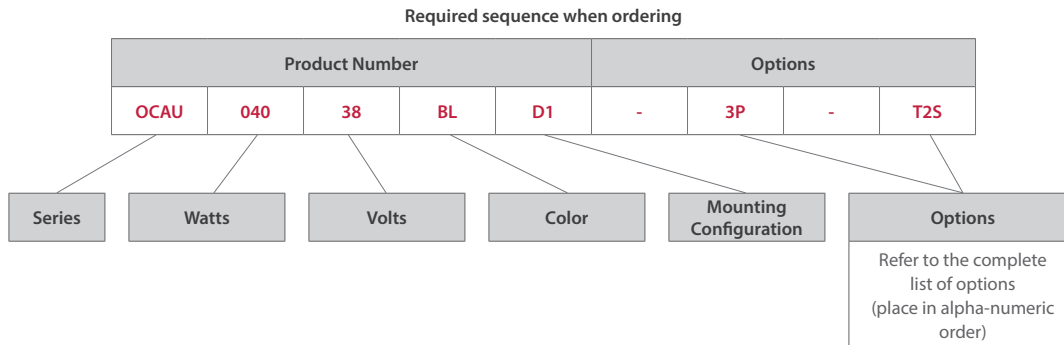
¹ 1-phase available upon request (change the "3" for an "0" to the product number).
Add "BL" for white, "AM" for almond. Upcharge available for optional colors shown in the color chart section.

Mounting configuration

Please specify mounting configuration. If not mentioned on the order, D1 will be used as our standard.



Codification example



Options

Product # Kit	Product # Factory installed*	Description
-	120	120V control circuit
-	3P	Triple-pole contactor
-	AF ¹	Fresh air inlet
-	AFM ¹	Power-operated fresh air inlet
-	DIS40 ⁴	Disconnect switch. 40A
-	DIS80 ⁴	Disconnect switch. 80A
-	HL ²	Hi/Lo power switch
KIT-OCA-IV	IV	On/Auto fan switch
KIT-OCA-OO	OO	On/Standby heating switch
KIT-OCA-R	R	24V control relay. without transformer
-	RHL ³	24V Hi/Lo power relay. with transformer
-	ROO ³	24V On/Standby heating relay. with transformer
KIT-OCA-RT	RT	24V control relay. with transformer
-	RV ³	24V fan relay. with transformer
KIT-OCA-T-AV	TAV	Single-pole thermostat. tamperproof
-	T2S	2-stage thermostat. tamperproof
Recess trim kit. 2 in. (51 mm)		
KIT-OCA-CR-28	-	28 in. (711 mm) Models
KIT-OCA-CR-48	-	48 in. (1219 mm) Models
KIT-OCA-CR-66	-	66 in. (1676 mm) Models
KIT-OCA-CR-80	-	80 in. (2032 mm) Models
Special back plate		
KIT-OCA-DU-28	-	28 in. (711 mm) Models
KIT-OCA-DU-48	-	48 in. (1219 mm) Models
KIT-OCA-DU-66	-	66 in. (1676 mm) Models
KIT-OCA-DU-80	-	80 in. (2032 mm) Models
Air filter. wall installation only		
KIT-OCA-FI-28	FI	28 in. (711 mm) Models
KIT-OCA-FI-48	FI	48 in. (1219 mm) Models
KIT-OCA-FI-66	FI	66 in. (1676 mm) Models
KIT-OCA-FI-80	FI	80 in. (2032 mm) Models
Washable air filter. wall installation only		
KIT-OCA-FIW-28	FIW	28 in. (711 mm) Models
KIT-OCA-FIW-48	FIW	48 in. (1219 mm) Models
KIT-OCA-FIW-66	FIW	66 in. (1676 mm) Models
KIT-OCA-FIW-80	FIW	80 in. (2032 mm) Models
Sub-base. 2 in. (51 mm)		
KIT-OCA-SO-28	-	28 in. (711 mm) Models
KIT-OCA-SO-48	-	48 in. (1219 mm) Models
KIT-OCA-SO-66	-	66 in. (1676 mm) Models
KIT-OCA-SO-80	-	80 in. (2032 mm) Models

* For factory installed options, add the option number to the product number. See the **Product Code** section inside the front cover.

¹ Do not install a built-in thermostat with these options.

² OCAU06006, is not available with optional HL.

³ When one of these options is ordered, the heater control will automatically be shipped at 24V.


⁴ For the U.S. only: The nominal current of the unit must not exceed 80% of the capacity of the disconnect.

OAWH Architectural Aluminum Wall Fan Heater



With surface mounting box

Recessed



Features

Color

- Standard: white, almond, metallic silver, bronze, metallic charcoal, aluminum, semi-gloss black, sand.
- Custom colors available upon request.

Finish

- Standard: epoxy/polyester powder paint.
- Optional: anodized aluminum.

Voltage

- 120V, 208V, 240/208V, 277V, 347V, 480V, 600V, 1 or 3-phase.

Construction

- Extruded aluminum front grille, 1/8 in. (3.2 mm) thick. **1**
- Bottom air outlet.
- High-limit temperature control with automatic reset.

Fan

- Closed, factory-lubricated motor.
- 160 cfm fan (single unit: 55 dBA); 2 X 160 cfm fan (double unit: 58 dBA), 3 X 160 cfm fan (triple unit: 61 dBA). **2**
- Fan delay purges heater of residual heat.

Heating element

- Durable tubular heating element with fins. **3**

Control

- Built-in tamperproof thermostat included. **4**
- 24V relay, with or without transformer available.

Note: Thermostat is not included in heater with factory installed relay. Any remote thermostat or relay must be connected to the heater control terminal block.

Installation

- Minimum clearance from the floor and adjacent walls: 10 in. (25.4 cm).
- Adaptor for surface and semi recessed mounting available.

Warranty

- 5-year warranty against defects.

Application

- Apartment building, commercial building, entrance way, stairwell, garage.

Product # ¹	Volts (ph)	Watts	BTU/hr	Weight		Unit
				lb	kg	
OAWH01502-TAV	120 (1)	1500	5123	24.0	10.9	single
OAWH02008-TAV	208 (1)	2000	6830	24.0	10.9	single
OAWH04008-TAV	208 (1)	4000	13661	24.0	10.9	single
OAWH04038-TAV	208 (3)	4000	13661	28.0	13.0	single
OAWH04808-TAV	208 (1)	4800	16393	24.0	10.9	single
OAWH05038-TAV	208 (3)	5000	17076	28.0	12.7	single
OAWH06038-TAV	208 (3)	6000	20491	56.0	25.4	double
OAWH08008-TAV	208 (1)	8000	27321	50.0	22.7	double
OAWH09038-TAV	208 (3)	9000	30737	90.0	40.9	triple
OAWH12008-TAV	208 (1)	12000	40982	90.0	40.9	triple
OAWH12038-TAV	208 (3)	12000	40982	90.0	40.9	triple
OAWH01500-TAV ²	240/208 (1)	1500/1125	5123/3842	24.0	10.9	single
OAWH02000-TAV ²	240/208 (1)	2000/1500	6830/5123	24.0	10.9	single
OAWH03000-TAV ²	240/208 (1)	3000/2250	10246/7684	24.0	10.9	single
OAWH03030-TAV ²	240/208 (3)	3000/2250	10246/7684	28.0	13.0	single
OAWH04000-TAV ²	240/208 (1)	4000/3000	13661/10246	24.0	10.9	single
OAWH04030-TAV ²	240/208 (3)	4000/3000	13661/10246	28.0	13.0	single
OAWH04800-TAV ²	240/208 (1)	4800/3600	16393/12295	24.0	10.9	single
OAWH05030-TAV ²	240/208 (3)	5000/3750	17076/12807	28.0	12.7	single
OAWH06000-TAV ²	240/208 (1)	6000/4500	20491/15368	50.0	22.7	double
OAWH08000-TAV ²	240/208 (1)	8000/6000	27321/20491	50.0	22.7	double
OAWH12000-TAV ²	240/208 (1)	12000/9000	40982/30737	90.0	40.9	triple
OAWH01577-TAV	277 (1)	1500	5123	24.0	10.9	single
OAWH02077-TAV	277 (1)	2000	6830	24.0	10.9	single
OAWH03077-TAV	277 (1)	3000	10246	24.0	10.9	single
OAWH04077-TAV	277 (1)	4000	13661	24.0	10.9	single
OAWH04877-TAV	277 (1)	4800	16393	24.0	10.9	single
OAWH06077-TAV	277 (1)	6000	20491	55.0	25.0	double
OAWH08077-TAV	277 (1)	8000	27321	55.0	25.0	double
OAWH12077-TAV	277 (1)	12000	40982	90.0	40.9	triple
OAWH01504-TAV	480 (1)	1500	5123	28.0	12.7	single
OAWH02004-TAV	480 (1)	2000	6830	28.0	12.7	single
OAWH03004-TAV	480 (1)	3000	10246	28.0	12.7	single
OAWH03034-TAV	480 (3)	3000	10246	32.0	15.0	single
OAWH04004-TAV	480 (1)	4000	13661	28.0	12.7	single
OAWH04034-TAV	480 (3)	4000	13661	32.0	15.0	single
OAWH04804-TAV	480 (1)	4800	16393	28.0	12.7	single
OAWH05034-TAV	480 (3)	5000	17076	32.0	15.0	single
OAWH06004-TAV	480 (1)	6000	20491	55.0	25.0	double
OAWH08004-TAV	480 (1)	8000	27321	55.0	25.0	double
OAWH12004-TAV	480 (1)	12000	40982	90.0	40.9	triple
OAWH12034-TAV	480 (3)	12000	40982	90.0	40.9	triple

¹ Built-in tamperproof thermostat included.

² 208V = 75% of wattage at 240V.

Add "BL" for white, "AM" for almond, "AE" for metallic silver, "BZ" for bronze, "CM" for mettalic charcoal, "AL" for aluminum, "NL" for semi-gloss black, «SA» for sand.

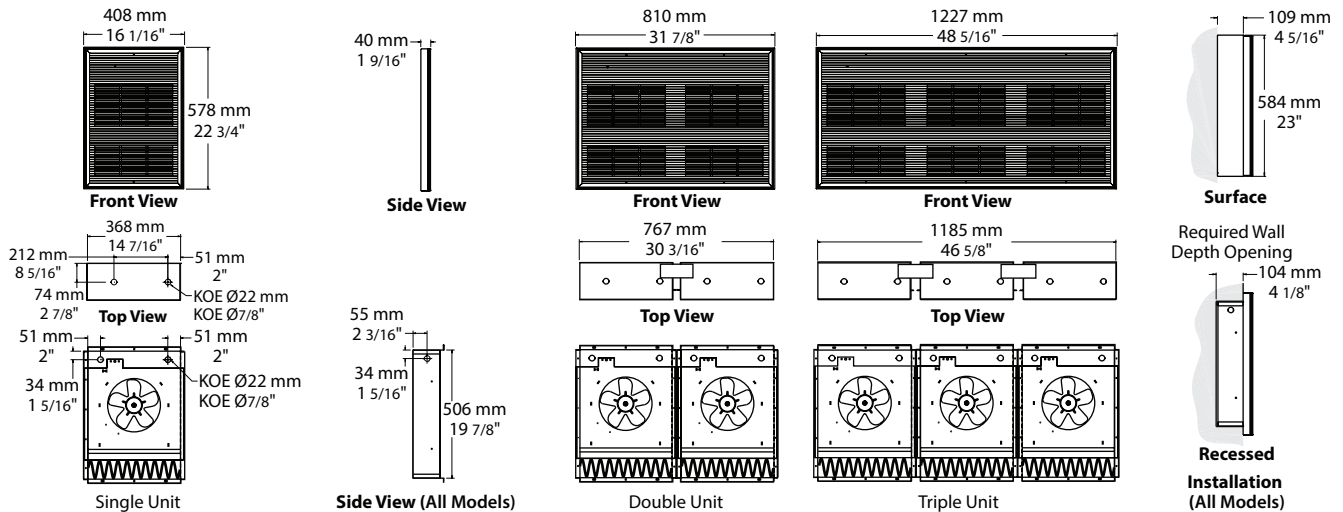
Options

Product # Kit	Product # Factory installed*	Description
KIT-OAWH-BSA	-	Surface mounting box, single unit
KIT-OAWH-BSA1-1	-	Semi recessed 1 in. trim kit, single unit
KIT-OAWH-BSA1-2	-	Semi recessed 2 in. trim kit, single unit
KIT-OAWH-BSA2	-	Surface mounting box, double unit
KIT-OAWH-BSA2-1	-	Semi recessed 1 in. trim kit, double unit
KIT-OAWH-BSA2-2	-	Semi recessed 2 in. trim kit, double unit
KIT-OAWH-BSA3	-	Surface mounting box, triple unit
KIT-OAWH-BSA3-1	-	Semi recessed 1 in. trim kit, triple unit
KIT-OAWH-BSA3-2	-	Semi recessed 2 in. trim kit, triple unit
KIT-OAWH-DIS20 ³	DIS20 ³	Disconnect switch, double-pole, 20A at 277V and less
KIT-OAWH-DIS40 ³	DIS40 ³	Disconnect switch, triple-pole, 40A at 600V max.
KIT-OAWH-DIS80 ³	DIS80 ³	Disconnect switch, triple-pole, 80A at 600V max.
-	IV	Fan switch
-	R ⁴	24V control relay, without transformer
-	RT ⁴	24V control relay, with transformer

* For factory installed options, add the option number to the product number. See the **Product Code** section inside the front cover.

³ For the U.S. only: The nominal current of the unit must not exceed 80% of the capacity of the disconnect.

⁴ If the built-in thermostat is not required with the 24V control relay, remove the "-TAV" from the product number (E.g.: OAWH04004-RT).




OAC Commercial Wall Fan Heater



With surface mounting box

Recessed



Features

Color

- Standard: white, almond.
- Optional (upcharge applicable): metallic silver, bronze, metallic charcoal, aluminum, semi-gloss black, sand.
- Custom colors available upon request.

Finish

- Standard: epoxy/polyester powder paint.

Voltage

- 120V, 208V, 240/208V, 277V, 347V, 480V, 600V, 1 or 3-phase.

Construction

- 18-gauge steel front cover. **1**
- Bottom air outlet.
- High-limit temperature control with automatic reset.

Fan

- Closed, factory-lubricated motor. **2**
- 160 cfm fan (single unit: 55 dBA); 2 X 160 cfm fan (double unit: 58 dBA); 3 X 160 cfm fan (triple unit: 61 dBA).
- Fan delay purges heater of residual heat.

Heating element

- Durable tubular heating element with fins. **3**

Control

- Built-in thermostat included with control knob or tamperproof. **4**
- 24V relay, with or without transformer available.

Note: Thermostat is not included in heater with factory installed relay. Any remote thermostat or relay must be connected to the heater control terminal block.

Installation

- Minimum clearance from the floor and adjacent walls: 10 in. (25.4 cm).
- Adaptor for surface mounting available. **5**

Warranty

- 5-year warranty against defects.

Application

- Apartment building, commercial building, entrance way, stairwell, garage.

OAC

Models

Product # ¹	Volts (ph)	Watts	BTU/hr	Weight		Unit
				lb	kg	
OACU01502-T	120 (1)	1500	5123	24.0	10.9	single
OACU02008-T	208 (1)	2000	6830	24.0	10.9	single
OACU04008-T	208 (1)	4000	13661	24.0	10.9	single
OACU04038-T	208 (3)	4000	13661	26.0	12.0	single
OACU04808-T	208 (1)	4800	16393	24.0	10.9	single
OACU05038-T	208 (3)	5000	17076	26.0	12.0	single
OACU06038-T	208 (3)	6000	20491	54.0	24.5	double
OACU08008-T	208 (1)	8000	27321	50.0	22.7	double
OACU09038-T	208 (3)	9000	30737	90.0	40.9	triple
OACU12008-T	208 (1)	12000	40982	90.0	40.9	triple
OACU12038-T	208 (3)	12000	40982	90.0	40.9	triple
OACU01500-T ²	240/208 (1)	1500/1125	5123/3842	24.0	10.9	single
OACU02000-T ²	240/208 (1)	2000/1500	6830/5123	24.0	10.9	single
OACU03000-T ²	240/208 (1)	3000/2250	10246/7684	24.0	10.9	single
OACU03030-T ²	240/208 (3)	3000/2250	10246/7684	26.0	12.0	single
OACU04000-T ²	240/208 (1)	4000/3000	13661/10246	24.0	10.9	single
OACU04030-T ²	240/208 (3)	4000/3000	13661/10246	26.0	12.0	single
OACU04800-T ²	240/208 (1)	4800/3600	16393/12295	24.0	10.9	single
OACU05030-T ²	240/208 (3)	5000/3750	17076/12807	26.0	12.0	single
OACU06000-T ²	240/208 (1)	6000/4500	20491/15368	50.0	22.7	double
OACU08000-T ²	240/208 (1)	8000/6000	27321/20491	50.0	22.7	double
OACU12000-T ²	240/208 (1)	12000/9000	40982/30737	90.0	40.9	triple
OACU01577-T	277 (1)	1500	5123	28.0	12.7	single
OACU02077-T	277 (1)	2000	6830	28.0	12.7	single
OACU03077-T	277 (1)	3000	10246	28.0	12.7	single
OACU04077-T	277 (1)	4000	13661	28.0	12.7	single
OACU04877-T	277 (1)	4800	16393	28.0	12.7	single
OACU06077-T	277 (1)	6000	20491	55.0	25.0	double
OACU08077-T	277 (1)	8000	27321	55.0	25.0	double
OACU12077-T	277 (1)	12000	40982	90.0	40.9	triple
OACU01504-T	480 (1)	1500	5123	28.0	12.7	single
OACU02004-T	480 (1)	2000	6830	28.0	12.7	single
OACU03004-T	480 (1)	3000	10246	28.0	12.7	single
OACU03034-T	480 (3)	3000	10246	30.0	14.0	single
OACU04004-T	480 (1)	4000	13661	28.0	12.7	single
OACU04034-T	480 (3)	4000	13661	30.0	14.0	single
OACU04804-T	480 (1)	4800	16393	28.0	12.7	single
OACU05034-T	480 (3)	5000	17076	30.0	14.0	single
OACU06004-T	480 (1)	6000	20491	55.0	25.0	double
OACU08004-T	480 (1)	8000	27321	55.0	25.0	double
OACU12004-T	480 (1)	12000	40982	90.0	40.9	triple
OACU12034-T	480 (3)	12000	40982	90.0	40.9	triple

¹ Built-in thermostat included with control knob or tamperproof.

² 208V = 75% of wattage at 240V.

Add "BL" for white, "AM" for almond. Upcharge available for optional colors shown in the color chart section.

OAC

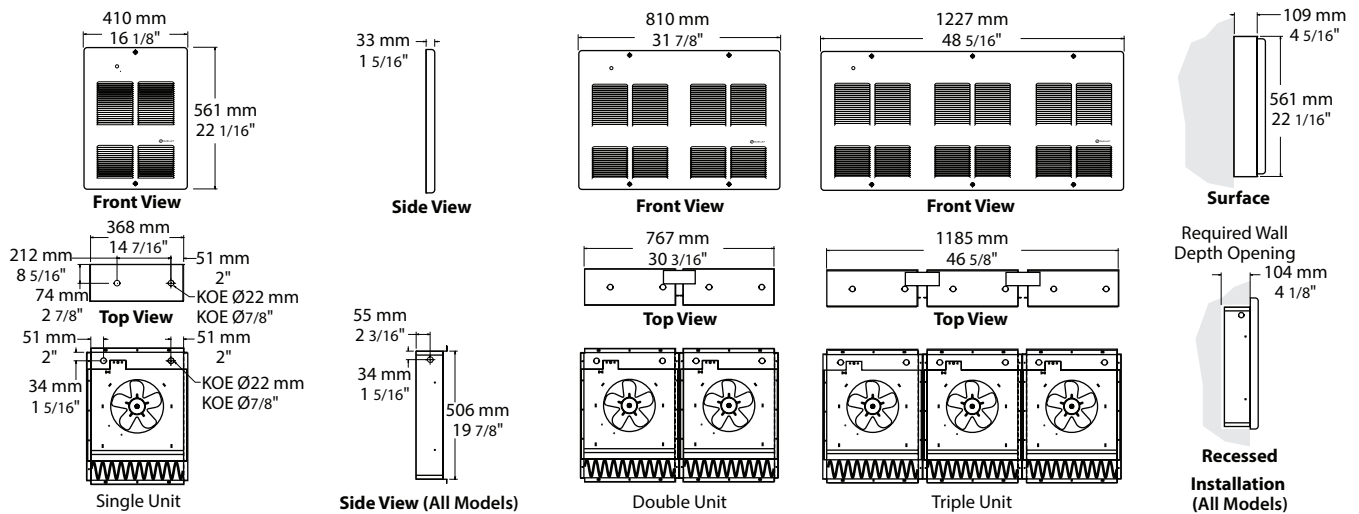
Options

Product # Kit	Product # Factory installed*	Description
KIT-OAC-BS1	-	Surface mounting box, single unit
KIT-OAC-BS1-1	-	Semi recessed 1 in. trim kit, single unit
KIT-OAC-BS1-2	-	Semi recessed 2 in. trim kit, single unit
KIT-OAC-BS2	-	Surface mounting box, double unit
KIT-OAC-BS2-1	-	Semi recessed 1 in. trim kit, double unit
KIT-OAC-BS2-2	-	Semi recessed 2 in. trim kit, double unit
KIT-OAC-BS3	-	Surface mounting box, triple unit
KIT-OAC-BS3-1	-	Semi recessed 1 in. trim kit, triple unit
KIT-OAC-BS3-2	-	Semi recessed 2 in. trim kit, triple unit
KIT-OAC-DIS20 ³	DIS20 ³	Disconnect switch, double-pole, 20A at 277V and less
KIT-OAC-DIS40 ³	DIS40 ³	Disconnect switch, triple-pole, 40A at 600V max.
KIT-OAC-DIS80 ³	DIS80 ³	Disconnect switch, triple-pole, 80A at 600V max.
-	IV	Fan switch
-	OO	On/Standby heating switch
-	R ⁴	24V control relay, without transformer
-	RT ⁴	24V control relay with transformer


* For factory installed options, add the option number to the product number. See the **Product Code** section inside the front cover.

³ For the U.S. only: The nominal current of the unit must not exceed 80% of the capacity of the disconnect.

⁴ If the built-in thermostat is not required with the 24V control relay, remove the "T" from the product number (E.g.: OACU04004-RT).



OACP Commercial Ceiling Fan Heater



With surface mounting box

Recessed



Features

Color

- Standard: white, almond.
- Optional (upcharge applicable): metallic silver, bronze, metallic charcoal, aluminum, semi-gloss black, sand.
- Custom colors available upon request.

Finish

- Standard: epoxy/polyester powder paint.

Voltage

- 120V, 208V, 240/208V, 277V, 347V, 480V, 600V, 1-phase.

Construction

- 18-gauge steel front cover.
- High-limit temperature control with automatic reset.

Fan

- Factory-lubricated motor (open and ventilated).
- 160 cfm fan (single unit: 55.5 dBA), 2 X 160 cfm fan (double unit: 58.5 dBA).
- Fan delay purges heater of residual heat.

Heating element

- Durable tubular heating element with fins.

Control

- 240/208V control circuit standard with contactor when needed (except 120V model).
- 24V relay, with or without transformer available.
- Built-in thermostat available.

Note: If an electronic thermostat is used, it must be compatible with forced-air heaters.

Any remote thermostat or relay must be connected to the heater control terminal block.

Installation

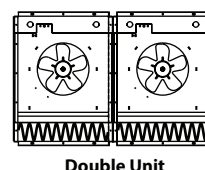
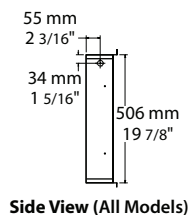
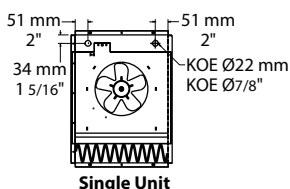
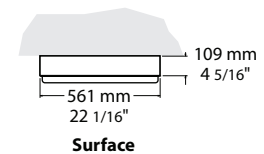
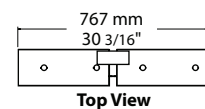
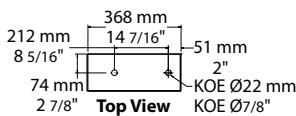
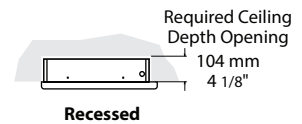
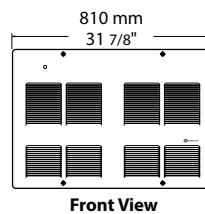
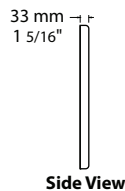
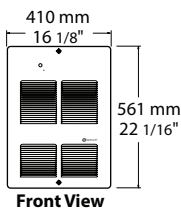
- Maximum recommended installation height: 10 ft. (3 m).
- Minimum clearance from adjacent walls: 10 in. (25.4 cm).
- Adaptor for surface mounting available.
- Adaptor for T-Bar ceiling available.

Warranty

- 5-year warranty against defects.

Application

- Apartment building, commercial building, drop ceiling, stairwell, garage.



Installation (All Models)

Product #	Volts	Watts	BTU/hr	Weight		Unit
				lb	kg	
OACPU1502	120	1500	5123	24.0	10.9	single
OACPU4008	208	4000	13661	24.0	10.9	single
OACPU4808	208	4800	16393	24.0	10.9	single
OACPU8008	208	8000	27321	50.0	22.7	double
OACPU1500	240/208	1500/1125 ¹	5123/3842	24.0	10.9	single
OACPU2000	240/208	2000/1500 ¹	6830/5123	24.0	10.9	single
OACPU3000	240/208	3000/2250 ¹	10246/7684	24.0	10.9	single
OACPU4000	240/208	4000/3000 ¹	13661/10246	24.0	10.9	single
OACPU4800	240/208	4800/3600 ¹	16393/12295	24.0	10.9	single
OACPU6000	240/208	6000/4500 ¹	20491/15368	50.0	22.7	double
OACPU8000	240/208	8000/6000 ¹	27321/20491	50.0	22.7	double
OACPU1577	277	1500	5123	28.0	12.7	single
OACPU2077	277	2000	6830	28.0	12.7	single
OACPU3077	277	3000	10246	28.0	12.7	single
OACPU4077	277	4000	13661	28.0	12.7	single
OACPU6077	277	6000	20491	50.0	22.7	double
OACPU8077	277	8000	27321	50.0	22.7	double
OACPU1504	480	1500	5123	28.0	12.7	single
OACPU2004	480	2000	6830	28.0	12.7	single
OACPU3004	480	3000	10246	28.0	12.7	single
OACPU4004	480	4000	13661	28.0	12.7	single
OACPU6004	480	6000	20491	50.0	22.7	double
OACPU8004	480	8000	27321	50.0	22.7	double

Options

Product # Kit	Product # Factory installed*	Description
KIT-OAWH-BSA	-	Surface mounting box for an extruded aluminum front grille, single unit
KIT-OAWH-BSA2	-	Surface mounting box for an extruded aluminum front grille, double unit
KIT-OAC-BS1	-	Surface mounting box, single unit
KIT-OAC-BS2	-	Surface mounting box, double unit
KIT-OAC-DVA	-	Extruded aluminum front grille, single unit
KIT-OAC-DVA2	-	Extruded aluminum front grille, double unit
KIT-OACP-DIS20 ²	DIS20 ²	Disconnect switch, double-pole, 20A at 240V
KIT-OACP-DIS40 ²	DIS40 ²	Disconnect switch, triple-pole, 40A at 600V
KIT-OACP-DIS80 ²	DIS80 ²	Disconnect switch, triple-pole, 80A at 600V
KIT-OACP-R	R	24V control relay, without transformer
-	RT	24V control relay, with transformer
KIT-OACP-T	T	Thermostat
KIT-OACP-T-BAR	-	Adaptor for T-bar ceiling installation, 23 3/4 in. X 23 3/4 in. (602 mm X 602 mm), single unit
KIT-OACP-T-BAR2	-	Adaptor for T-bar ceiling installations, 23 3/4 in. X 47 11/16 in. (602 mm X 1211 mm), double unit

* For factory installed options, add the option number to the product number. See the **Product Code** section inside the front cover.

¹ 208V = 75% of wattage at 240V.

² For the U.S. only: The nominal current of the unit must not exceed 80% of the capacity of the disconnect.


Add "BL" for white, "AM" for almond. Upcharge available for optional colors shown in the color chart section.

ODS Ceiling Fan Heater



ODSR
Recessed

ODSA (2kW to 5kW)
ODSB (7.5kW to 10kW)
Surface




1



2



3



4



5

Features

Color

- Standard: white, almond.
- Optional (upcharge applicable): metallic silver, bronze, metallic charcoal, aluminum, semi-gloss black, sand.
- Custom colors available upon request.

Finish

- Standard: epoxy/polyester powder paint.

Voltage

- 208V, 240V, 277V, 347V, 480V, 600V, 1 or-3 phase.

Construction

- Outlet grille made of flat ribbon wire. **1**
- High-limit temperature control with automatic reset. **2**

Fan

- Totally enclosed and lifetime-lubricated ball bearing motor.
- Fan delay purges heater of residual heat. **3**

Heating element

- Three stainless steel tubular heating elements with aluminum fins. **5**

Control

- 240/208V control circuit standard (except for 2 to 5kW at 277V have 277V control standard).

- Built-in 240V contactor for some models (see table).
- 24V and 120V control circuit available.
- Built-in tamperproof thermostat available.
- 24V relay (with or without transformer) available.
- Continuous circulation controlled by a built-in switch with power-on indicator light available (-CV).

*Any remote thermostat or relay must be connected to the heater control terminal block. **4***

Installation

- Recommended height: between 8 ft. (2.4 m) and 12 ft. (3.6 m).
- Recessed into insulated or T-bar ceiling (ODSR).
- Surface mounting (ODSA and ODSB), T-BAR adaptor optional.

Note: We recommend installing this product on an outside ceiling to avoid vibrations spreading to an adjacent room.

Warranty

- 5-year warranty against defects.

Application

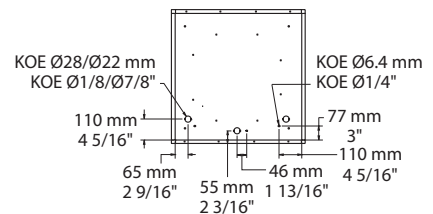
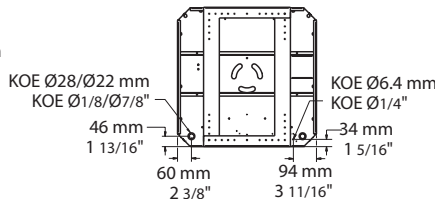
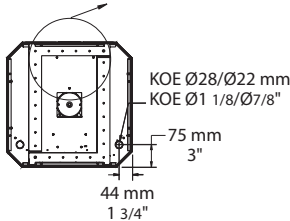
- Apartment building, commercial building, drop ceiling, stairwell, garage.

ODSA - Surface
2-5kW, 25 lbs (11.4 kg)

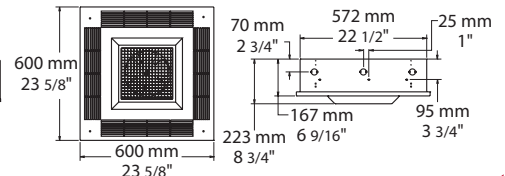
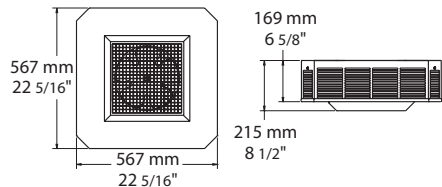
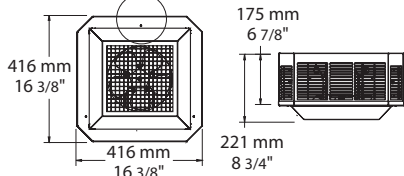
ODSB - Surface
7.5-10kW, 34 lbs (15.5 kg)

ODSR - Recessed
2-5kW, 31 lbs (14.1 kg)

New Mounting Bracket



Cover Screws on Front



ODS

Models

Watts	Volts (ph)	Product #	Volts (ph)	Product #	cfm	Temperature Rise		Motor	
						°C	°F	HP	rpm
ODSA Surface									
2000	240 (1)	ODSAU02000	240 (3)	ODSAU02030 ¹	310	11	20	1/50	1550
3000	240 (1)	ODSAU03000	240 (3)	ODSAU03030 ¹	310	17	30	1/50	1550
4000	240 (1)	ODSAU04000	240 (3)	ODSAU04030 ¹	310	23	41	1/50	1550
5000	240 (1)	ODSAU05000 ¹	240 (3)	ODSAU05030 ¹	310	28	51	1/50	1550
2000	208 (1)	ODSAU02008	208 (3)	ODSAU02038 ¹	310	11	20	1/50	1550
3000	208 (1)	ODSAU03008	208 (3)	ODSAU03038 ¹	310	17	30	1/50	1550
4000	208 (1)	ODSAU04008	208 (3)	ODSAU04038 ¹	310	23	41	1/50	1550
5000	208 (1)	ODSAU05008 ¹	208 (3)	ODSAU05038 ¹	310	28	51	1/50	1550
2000	277 (1)	ODSAU02077	-	-	310	11	20	1/50	1550
3000	277 (1)	ODSAU03077	-	-	310	17	30	1/50	1550
4000	277 (1)	ODSAU04077	-	-	310	23	41	1/50	1550
5000	277 (1)	ODSAU05077	-	-	310	28	51	1/50	1550
2000	480 (1)	ODSAU02004 ¹	480 (3)	ODSAU02034 ¹	310	11	20	1/50	1550
3000	480 (1)	ODSAU03004 ¹	480 (3)	ODSAU03034 ¹	310	17	30	1/50	1550
4000	480 (1)	ODSAU04004 ¹	480 (3)	ODSAU04034 ¹	310	23	41	1/50	1550
5000	480 (1)	ODSAU05004 ¹	480 (3)	ODSAU05034 ¹	310	28	51	1/50	1550
ODSB Surface									
7500	240 (1)	ODSBU07500 ¹	240 (3)	ODSBU07530 ¹	600	22	39	1/33	1550
10000	240 (1)	ODSBU10000 ¹	240 (3)	ODSBU10030 ¹	600	29	53	1/33	1550
7500	208 (1)	ODSBU07508 ¹	208 (3)	ODSBU07538 ¹	600	22	39	1/33	1550
9900	208 (1)	ODSBU09908 ¹	208 (3)	ODSBU09938 ¹	600	29	53	1/33	1550
7500	277 (1)	ODSBU07577 ¹	-	-	600	22	39	1/33	1550
10000	277 (1)	ODSBU10077 ¹	-	-	600	29	53	1/33	1550
7500	480 (1)	ODSBU07504 ¹	480 (3)	ODSBU07534 ¹	600	22	39	1/33	1550
10000	480 (1)	ODSBU10004 ¹	480 (3)	ODSBU10034 ¹	600	29	53	1/33	1550
ODSR Recessed									
2000	240 (1)	ODSRU02000	240 (3)	ODSRU02030 ¹	310	11	20	1/50	1550
3000	240 (1)	ODSRU03000	240 (3)	ODSRU03030 ¹	310	17	30	1/50	1550
4000	240 (1)	ODSRU04000	240 (3)	ODSRU04030 ¹	310	23	41	1/50	1550
5000	240 (1)	ODSRU05000 ¹	240 (3)	ODSRU05030 ¹	310	28	51	1/50	1550
2000	208 (1)	ODSRU02008	208 (3)	ODSRU02038 ¹	310	11	20	1/50	1550
3000	208 (1)	ODSRU03008	208 (3)	ODSRU03038 ¹	310	17	30	1/50	1550
4000	208 (1)	ODSRU04008	208 (3)	ODSRU04038 ¹	310	23	41	1/50	1550
5000	208 (1)	ODSRU05008 ¹	208 (3)	ODSRU05038 ¹	310	28	51	1/50	1550
2000	277 (1)	ODSRU02077	-	-	310	11	20	1/50	1550
3000	277 (1)	ODSRU03077	-	-	310	17	30	1/50	1550
4000	277 (1)	ODSRU04077	-	-	310	23	41	1/50	1550
5000	277 (1)	ODSRU05077	-	-	310	28	51	1/50	1550
2000	480 (1)	ODSRU02004 ¹	480 (3)	ODSRU02034 ¹	310	11	20	1/50	1550
3000	480 (1)	ODSRU03004 ¹	480 (3)	ODSRU03034 ¹	310	17	30	1/50	1550
4000	480 (1)	ODSRU04004 ¹	480 (3)	ODSRU04034 ¹	310	23	41	1/50	1550
5000	480 (1)	ODSRU05004 ¹	480 (3)	ODSRU05034 ¹	310	28	51	1/50	1550

Options

Product # Kit	Product # Factory installed*	Description
-	120	120V control circuit
-	CV	Summer fan switch and pilot light
KIT-ODS-DIS20 ²	DIS20 ²	Disconnect switch, double-pole, 20A at 277V and less
KIT-ODS-DIS40 ²	DIS40 ²	Disconnect switch, triple-pole, 40A at 600V max.
-	DIS80 ²	Disconnect switch, triple-pole, 80A at 600V
KIT-ODS-R	R	24V control relay, without transformer
-	RCV24	Summer fan relay 24V, remote control and pilot light (switch not included)
-	RCV240	Summer fan relay 240V, remote control and pilot light (switch not included)
-	RT	24V control relay, with transformer
KIT-ODS-T-AV	TAV	Thermostat tamperproof
KIT-ODSA-T-BAR	-	Adaptor for T-bar ceiling, ODSA only
KIT-ODSB-T-BAR	-	Adaptor for T-bar ceiling, ODSB only

* For factory installed options, add the option number to the product number. See the **Product Code** section inside the front cover.

¹ Built-in 240V contactor.

² For the U.S. only: The nominal current of the unit must not exceed 80% of the capacity of the disconnect.

Add "BL" for white, "AM" for almond. Upcharge available for optional colors shown in the color chart section.

Other voltages available upon request.

ORA-J Jet Drive-Through Air Curtain



Thermoscreens

Features

Color

- Standard: white.
- Custom colors available upon request (RAL Chart).

Voltage

- 208V, 60Hz.

Construction

- Steel casing with resistant plastic end caps.
- Quick access to the internal components thanks to the front panel which facilitate maintenance and connection.
- High-limit temperature control with automatic reset.

Fan

- Tangential fans.

Heating element

- Element provides instant heat.

Control

- Fan switch On or Off.
- Heating switch low.
- Heating switch high.

Installation

- Can be wall or ceiling mounted with the provided mounting brackets.

Warranty

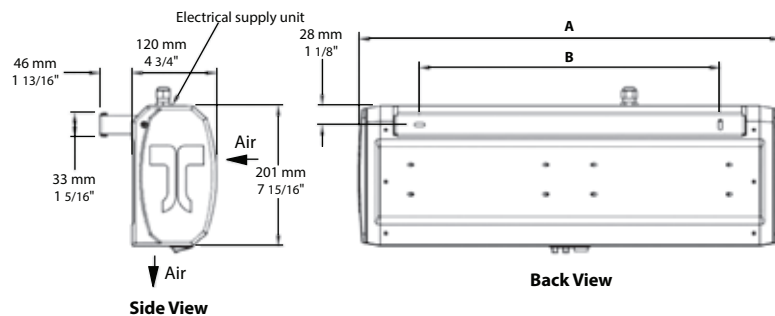
- 1-year warranty against defects.

Application

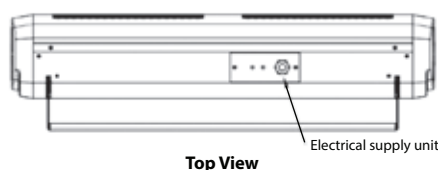
- Drive-through windows.

Models

Volts (1 ph)	Product #	kW Lo/Hi	Amp.	cfm	dB(A) at 3 m	Length		Weight	
						in.	mm	lb	kg
208	JET3HO	1.13/2.25	12	120	46.5	23 5/8	600	8.8	4.5
208	JET6	2.46/4.91	25	220	56.0	31 1/2	800	11	5.5



	A		B	
	mm	in.	mm	in.
JET 3 HO	600	23 5/8	425	16 3/4
JET 6	800	31 1/2	625	24 5/8



ORA-C C Range Commercial Air Curtain



Surface



Recessed



Ecopower control included



Thermoscreens

Features

Model

- Electric heat.
- No heat.

Color

- Standard: white.
- Custom colors available upon request (RAL Chart).

Voltage

- 208V, 240/208V, 480V, 600V, 60 Hz.

Construction

- Steel casing with resistant plastic end caps.
- Quick access to the internal components thanks to the front panel which facilitate maintenance and connection.
- High-limit temperature control with automatic reset.

Fan

- Tangential fans.

Heating element

- Element provides instant heat (electric model).

Control

- Ecopower control included (20 ft. (6 m) RJ9 control cable included).
- Door switch included.
- Compatible with a Building Management System.
- Personalize programming of the air curtain.

Installation

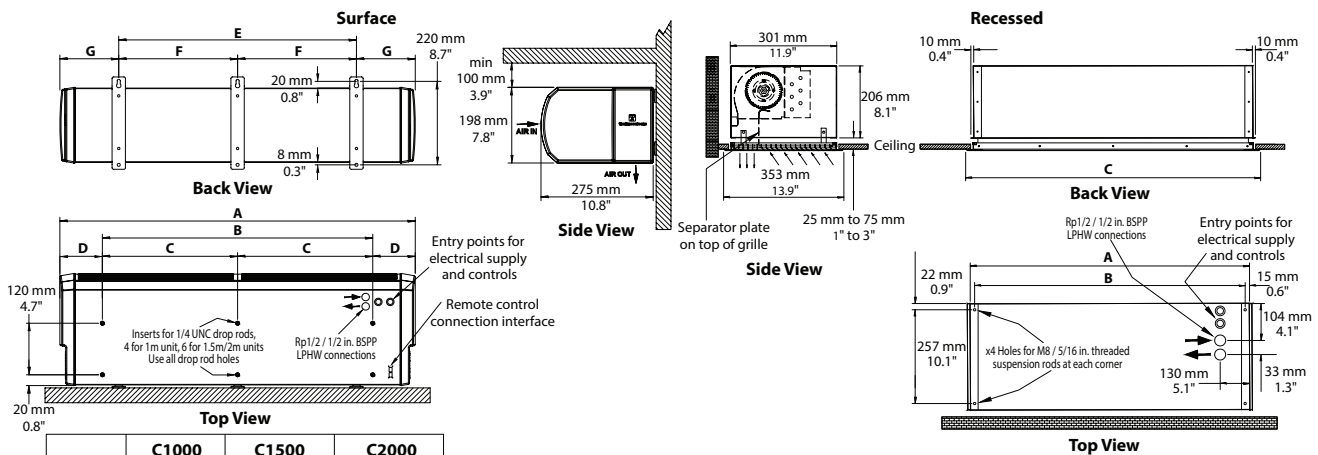
- Maximum height installation:
 - Surface-mounted: 9.84 ft. (3 m) above the floor.
 - Recessed: 9.84 ft. (3 m) above the floor.
- Surface-mounted: low profile installation brackets included.
- Ceiling hanging: fixings are included for 1/4 in. x 20 UNC threaded rods (rods not supplied).
- Recessed: hinged core grilles included for easy installation and maintenance.
- Joining kit, available in option, for connecting multiple surface mounted units.

Warranty

- 2-year warranty against defects.

Application

- Entrance way, vestibule, commercial building, service door, hospital.



	C1000		C1500		C2000	
	mm	in.	mm	in.	mm	in.
A	1137	44.8	1669	65.7	2200	86.6
B	908	35.8	1408	55.4	1928	75.9
C	-	-	704	27.7	964	38.0
D	115	4.5	131	5.2	136	5.4
E	710	28.0	1208	47.6	1748	68.8
F	-	-	604	23.8	874	34.4
G	214	8.4	231	9.1	226	8.9

Cut-Out in Ceiling		C1000		C1500		C2000	
		mm	in.	mm	in.	mm	in.
	A	1129	44.5	1529	60.2	2040	80.3
	B	1209	47.6	1609	63.5	2120	83.5
	C	1179	46.4	1579	62.2	2090	82.3
	Width	301	11.9	301	11.9	301	11.9

Models

Volts (ph)	Product #	kW Lo/Hi	Amp.	cfm	Max velocity (ft./min)	dBA at 3 m	Effective width of air stream		Weight	
							in.	mm	lb	kg
Surface-mounted										
Electric heat										
600 (3) + 208 or 240 ²	C1000ENTECO600V	4.5/9	9.3	740	1500	55.0	33	838	35	16
600 (3) + 208 or 240 ²	C1500ENTECO600V	6/12	12.8	1060	1500	55.0	52	1320	51	23
600 (3) + 208 or 240 ²	C2000ENTECO600V	9/18	18.6	1470	1500	56.0	66	1676	73	33
480 (3) + 208 or 240 ²	C1000ENTECO480V	4.5/9	10.9	740	1500	55.0	33	838	35	16
480 (3) + 208 or 240 ²	C1500ENTECO480V	6/12	14.5	1060	1500	55.0	52	1320	51	23
480 (3) + 208 or 240 ²	C2000ENTECO480V	9/18	21.7	1470	1500	56.0	66	1676	73	33
208 (3)	C1000ENTECO208V	4.5/9	27	740	1500	55.0	33	838	35	16
208 (3)	C1500ENTECO208V	6/12	36	1060	1500	55.0	52	1320	51	23
208 (3)	C2000ENTECO208V	9/18	54	1470	1500	56.0	66	1676	73	33
No heat										
208/240 (1) ³	C1000ANTECO208-230V	-	0.5	740	1500	55.0	33	838	35	15
208/240 (1) ³	C1500ANTECO208-230V	-	0.7	1060	1500	55.0	52	1320	46	21
208/240 (1) ³	C2000ANTECO208-230V	-	1	1470	1500	56.0	66	1676	68	31
Recessed										
Electric heat										
600 (3) + 208 or 240 ²	C1000ERECO600V	4.5/9	9.3	700	1500	55.0	33	838	40	19
600 (3) + 208 or 240 ²	C1500ERECO600V	6/12	12.8	1020	1500	55.0	52	1320	56	25
600 (3) + 208 or 240 ²	C2000ERECO600V	9/18	18.6	1400	1500	56.0	66	1676	79	35
480 (3) + 208 or 240 ²	C1000ERECO480V	4.5/9	10.9	700	1500	55.0	33	838	40	19
480 (3) + 208 or 240 ²	C1500ERECO480V	6/12	14.5	1020	1500	55.0	52	1320	56	25
480 (3) + 208 or 240 ²	C2000ERECO480V	9/18	21.7	1400	1500	56.0	66	1676	79	35
208 (3)	C1000ERECO208V	4.5/9	27	740	1500	55.0	33	838	44	20
208 (3)	C1500ERECO208V	6/12	36	1060	1500	55.0	52	1320	60	27
208 (3)	C2000ERECO208V	9/18	54	1470	1500	56.0	66	1676	87	37
No heat										
208/240 (1) ³	C1000ARECO208-230V	-	0.5	740	1500	55.0	33	838	39	19
208/240 (1) ³	C1500ARECO208-230V	-	0.7	1060	1500	55.0	52	1320	52	25
208/240 (1) ³	C2000ARECO208-230V	-	1	1470	1500	56.0	66	1676	74	35

¹ To order any custom colors from the R.A.L. chart, add "SP" at the end of the Product # and specify RAL color # on the order. Contact our customer service department for lead times.

² IMPORTANT: 600V and 480V models need 2 power sources (E.g.: 600V+208V or 230V) or an external transformer (E.g.: 600V/240V). The VA requirement varies between models: C1000 = 200VA, C1500 and C2000 = 350VA.

³ Maximum installation height when connected to 208V is 8.53 ft. (2.6 m).


Options

Product # Kit	Description
ORA-EEPROM	EEPROM memory
ORA-RS-485	Cable RS-485 to USB adaptor
T7263627	Programming board
T5951001	Master and slave lead: 9.84 ft. (3 m)
T5951050	Ecopower extension lead : 32.80 ft (10 m)
T5951060	Ecopower extension lead : 49.21 ft. (15 m)
T5951020	Ecopower extension lead : 98.42 ft. (30 m)
T5951030	Extention lead coupler

ORA-HX HX Range Commercial Air Curtain



Surface



Recessed



Ecopower control included



Features

Model

- Electric heat.
- No heat.

Color

- Standard: white.
- Custom colors available upon request (RAL Chart).

Voltage

- 208V, 240/208V, 480V, 600V, 60 Hz.

Construction

- Steel casing with resistant plastic end caps.
- Quick access to the internal components thanks to the front panel which facilitate maintenance and connection.
- High-limit temperature control with automatic reset.

Fan

- Squirrel-cage fans.

Heating element

- Element provides instant heat (electric heating model).

Control

- Ecopower control included (20 ft. (6 m) RJ9 control cable included).
- Door switch included.
- Compatible with a Building Management System.
- Personalize programming of the air curtain.

Installation

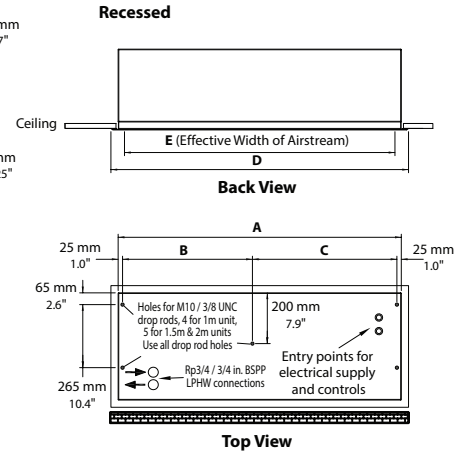
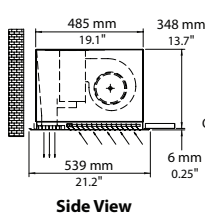
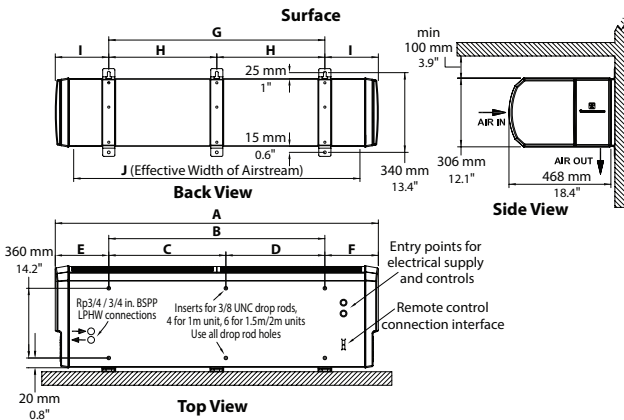
- Maximum height installation:
 - Surface-mounted: 11.48 ft. (3.5 m) above the floor.
 - Recessed: 11.48 ft. (3.5 m) above the floor.
- Surface-mounted: low profile installation brackets included.
- Ceiling hanging: fixings are included for 3/8 in. x 20 UNC threaded rods (not supplied).
- Recessed: hinged core grilles included for easy installation and maintenance.
- Joining kit, available in option, for connecting multiple surface mounted units.

Warranty

- 2-year warranty against defects.

Application

- Entrance way, vestibule, commercial building, service door, hospital, entrance of retail store.



	HX1000		HX1500		HX2000	
	mm	in.	mm	in.	mm	in.
A	1300	51.2	1825	71.9	2350	92.5
B	895	35.2	1430	56.3	2005	78.9
C	-	-	720	28.4	1032	40.6
D	-	-	710	28.0	973	38.3
E	202	8.0	197	7.8	143	5.6
F	202	8.0	197	7.8	202	8.0
G	898	35.4	1398	55.0	1904	75.0
H	-	-	699	27.5	952	37.5
I	201	7.9	213	8.4	223	8.8
J	1100	43.3	1630	64.2	2150	84.7

	HX1000		HX1500		HX2000		
	mm	in.	mm	in.	mm	in.	
A	1185	46.7	1710	67.3	2235	88.0	
B	-	-	726	28.6	1077	42.4	
C	-	-	933	36.7	1109	43.7	
D	1238	48.7	1763	69.4	2290	90.2	
E	1100	43.3	1630	64.2	2150	84.7	
Cut-Out in Ceiling	Length	1185	46.7	1710	67.3	2235	88.0
	Width	485	19.1	485	19.1	485	19.1

ORA-HX

Models

Volts (ph)	Product #	kW Lo/Hi	Amp.	cfm	Max velocity (ft./min)	dBA at 3 m	Effective width of air stream		Weight	
							in.	mm	lb	kg
Surface-mounted										
Electric heat										
600 (3) + 208 or 240 ²	HX1000ENTECO600V	6/12	13	900	1500	60/58/54	43	1100	101	46
600 (3) + 208 or 240 ²	HX1500ENTECO600V	12/18	19.3	1315	1500	60/56/53	64	1630	148	67
600 (3) + 208 or 240 ²	HX2000ENTECO600V	12/24	25.9	1735	1500	60/58/54	85	2150	185	84
480 (3) + 208 or 240 ²	HX1000ENTECO480V	6/12	15.9	900	1500	60/58/54	43	1100	101	46
480 (3) + 208 or 240 ²	HX1500ENTECO480V	12/18	23.7	1315	1500	60/56/53	64	1630	148	67
480 (3) + 208 or 240 ²	HX2000ENTECO480V	12/24	31.7	1735	1500	60/58/54	85	2150	185	84
208 (3)	HX1000ENTECO208V	6/12	36	790	1500	58/54/50	43	1100	101	46
208 (3)	HX1500ENTECO208V	12/18	54	1155	1500	58/52/49	64	1630	148	67
208 (3)	HX2000ENTECO208V	12/24	72	1520	1500	58/54/50	85	2150	185	84
No heat										
208/240 (1) ³	HX1000ANTECO208-230V	-	1.4	900	1500	60/58/54	43	1100	99	45
208/240 (1) ³	HX1500ANTECO208-230V	-	2.0	1315	1500	60/56/53	64	1630	146	66
208/240 (1) ³	HX2000ANTECO208-230V	-	2.8	1735	1500	60/58/54	85	2150	176	80
Recessed										
Electric heat										
600 (3) + 208 or 240 ²	HX1000ERECO600V	6/12	13	900	1500	60/58/54	43	1100	101	46
600 (3) + 208 or 240 ²	HX1500ERECO600V	12/18	19.3	1315	1500	60/56/53	64	1630	148	67
600 (3) + 208 or 240 ²	HX2000ERECO600V	12/24	25.9	1735	1500	50/58/54	85	2150	185	84
480 (3) + 208 or 240 ²	HX1000ERECO480V	6/12	15.9	900	1500	60/58/54	43	1100	101	46
480 (3) + 208 or 240 ²	HX1500ERECO480V	12/18	23.7	1315	1500	60/56/53	64	1630	148	67
480 (3) + 208 or 240 ²	HX2000ERECO480V	12/24	31.7	1735	1500	50/58/54	85	2150	185	84
208 (3)	HX1000ERECO208V	6/12	36	790	1500	58/54/50	43	1100	101	46
208 (3)	HX1500ERECO208V	12/18	54	1155	1500	58/52/49	64	1630	148	67
208 (3)	HX2000ERECO208V	12/24	72	1520	1500	58/54/50	85	2150	185	84
No heat										
208/240 (1) ³	HX1000ARECO208-230V	-	1.4	900	1500	60/58/54	43	1100	99	45
208/240 (1) ³	HX1500ARECO208-230V	-	2	1315	1500	60/56/53	64	1630	146	66
208/240 (1) ³	HX2000ARECO208-230V	-	2.8	1735	1500	60/58/54	85	2150	176	80

¹ To order any custom colors from the R.A.L. chart, add "SP" at the end of the Product # and specify RAL color # on the order. Contact our customer service department for lead times.

² IMPORTANT: 600V and 480V models need 2 power sources (E.g.: 600V+208V or 230V) or an external transformer (E.g.: 600V/240V).

The VA requirement varies between models: HX1000 = 500VA, HX1500 = 750VA and HX2000 = 1000VA.

³ Maximum installation height when connected to 208V is 9.84 ft. (3 m).

Options

Product # Kit	Description
ORA-EEPROM	EEPROM memory
ORA-RS-485	Cable RS-485 to USB adaptor
T7263627	Programming board
T5951001	Master and slave lead: 9.84 ft. (3 m)
T5951050	Ecopower extension lead : 32.80 ft (10 m)
T5951060	Ecopower extension lead : 49.21 ft. (15 m)
T5951020	Ecopower extension lead : 98.42 ft. (30 m)
T5951030	Extension lead coupler

ORA-EC40

Commercial and Industrial Air Curtain



Horizontal mounting



Vertical mounting



Features

Model

- Electric heat.
- No heat.

Color

- Stainless steel housing: white (RAL 9016, NCS S 0500-N).
- Grille, rear face and ends: grey (RAL 7046).
- Custom colors available upon request (RAL Chart).

Voltage

- 208V, 480V, 600V, 60 Hz.

Motor

- Very low operating costs can be achieved thanks to the combination of EC motors and Frico's unique fan geometry.

Construction

- External electronic board for easy connection and maintenance.
- Quick access to internal components via the maintenance hatch.
- High-limit temperature control with automatic reset.
- Integrated transformer for motor and control circuit (480V and 600V models).

Fan

- Squirrel-cage fans.

Element

- Element provides instant heat (electric heat model).

Control

- SIRe control system included.
- Door switch included.

- Compatible with a Building Management System.
- Personalize programming of the air curtain.

Installation

- Maximum height installation (horizontal mounted):
 - Surface mounted: 13.1 ft. (4 m) above floor.
 - Recessed: 13.1 ft. (4 m) above floor.
- Maximum width installation (vertical mounted):
 - 16 to 20 ft. (5 to 6 m) 2 units, 1 on each side.
- For vertical mounting, the air curtain must be used with the joining and vertical mounting kit PA4JK (not included).
- Design kit can be used for unobtrusive installations using concealed brackets, tubes and cables (not included).

Note: The recommended installation height may vary according to the installation conditions. Air curtains must be placed as near to the entrance as possible and cover the entire width.

Warranty

- 5-year warranty against defects.

Certification

- AMCA 210, 220 and 300 certified for performance and sound level, and meets the following Energy Standard for Buildings Code: ANSI/ASHRAE/IES standard 90.1.

Application

- Garage door, vestibule, commercial building, lobby, service door, hospital, store entrance.

ORA-EC40

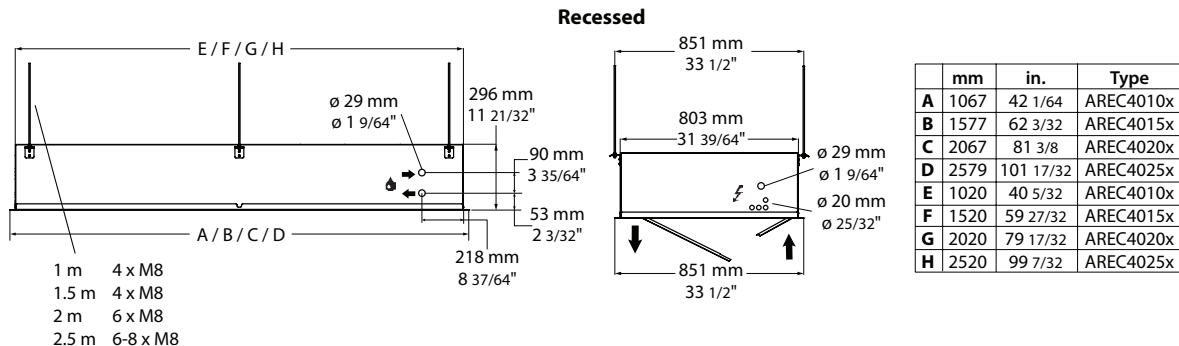
Models

Volts (ph)	Product #	kW Lo/Hi	Amp.	cfm	Max velocity (ft./min) ¹	dBA ²	Effective width of air stream		Weight	
							in.	mm	lb	kg
Surface-mounted										
Electric heat										
600 (3)	PAEC4010E12-600VNA	4/12	15	1400	2560	80	38	960	104	47
600 (3)	PAEC4015E18-600VNA	6/18	23	1950	2560	81	58	1470	137	62
600 (3)	PAEC4020E24-600VNA	8/24	30	2800	2560	82	77	1960	185	84
600 (3)	PAEC4025E30-600VNA	10/30	38	3300	2560	83	97	2470	234	106
480 (3)	PAEC4010E12-480VNA	4/12	18	1400	2560	80	38	960	104	47
480 (3)	PAEC4015E18-480VNA	6/18	27	1950	2560	81	58	1470	137	62
480 (3)	PAEC4020E24-480VNA	8/24	35	2800	2560	82	77	1960	185	84
480 (3)	PAEC4025E30-480VNA	10/30	45	3300	2560	83	97	2470	234	106
208 (3)	PAEC4010E10-208VNA	4/10	31	1400	2560	80	38	960	93	42
208 (3)	PAEC4015E15-208VNA	5/15	45	1950	2560	81	58	1470	126	57
208 (3)	PAEC4020E20-208VNA	7/20	60	2800	2560	82	77	1960	172	78
No heat										
208 (1)	PAEC4010A-NA	-	3.0	1400	2560	80	38	960	84	38
208 (1)	PAEC4015A-NA	-	4.5	1950	2560	81	58	1470	108	49
208 (1)	PAEC4020A-NA	-	6.0	2800	2560	82	77	1960	141	64
208 (1)	PAEC4025A-NA	-	7.5	3300	2560	83	97	2470	172	78
Recessed										
Electric heat										
600 (3)	AREC4010E12-600VNA	4/12	15	1530	2220	76	38	960	125	56.5
600 (3)	AREC4015E18-600VNA	6/18	22	2150	2220	76	59	1485	171	77.5
600 (3)	AREC4020E24-600VNA	8/24	30	3050	2220	78	78	1975	224	101.5
600 (3)	AREC4025E30-600VNA	10/30	36	3650	2220	80	98	2508	287	121.0
480 (3)	AREC4010E12-480VNA	4/12	19	1530	2220	76	38	960	125	56.5
480 (3)	AREC4015E18-480VNA	6/18	26	2150	2220	76	59	1485	171	77.5
480 (3)	AREC4020E24-480VNA	8/24	35	3050	2220	78	78	1975	224	101.5
480 (3)	AREC4025E30-480VNA	10/30	43	3650	2220	80	98	2508	287	121.0
208 (3)	AREC4010E10-208VNA	4/10	31	1530	2220	76	38	960	117	53.0
208 (3)	AREC4015E15-208VNA	5/15	44	2150	2220	76	59	1485	163	74.0
208 (3)	AREC4020E20-208VNA	7/20	60	3050	2220	78	78	1975	212	96.0
No heat										
208 (1)	AREC4010A-NA	-	3.1	1530	2220	76	38	960	99	52
208 (1)	AREC4015A-NA	-	3.9	2150	2220	76	59	1485	139	71
208 (1)	AREC4020A-NA	-	6.2	3050	2220	78	78	1975	181	94
208 (1)	AREC4025A-NA	-	7.0	3650	2220	80	98	2508	234	121

To order any custom colors from the R.A.L. chart, add "SP" at the end of the Product # and specify RAL color # on the order. Contact our customer service department for lead times.

¹ Measurements according to AMCA 220-05. Average values for products in the series. Measurement taken at 0.3 ft. (0.1 m).

² Values shown are for total sound power levels for Installation Type A: free inlet, free outlet. The Sound power level ratings shown are in decibels, referred to 10-12 watts, calculated per AMCA Standard 301.



ORA-EC40

Options for horizontal mounting

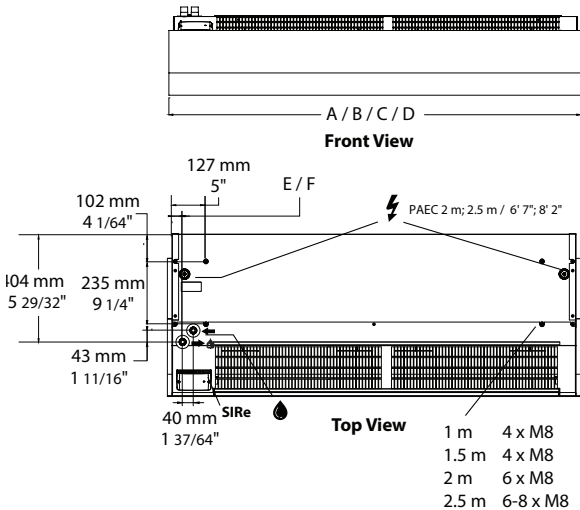
Product # Kit	Description	Quantity included	Dimension	
			in.	mm
PA34WB15	Wall mounting brackets for 1 and 1.5 m (3.3 and 4.9 ft.) units	2	16	400
PA34WB20	Wall mounting brackets for 2 m (6.6 ft.) units	3	16	400
PA34WB30	Wall mounting brackets for 2.5 m (8.2 ft.) units	4	16	400
PA34VD15	Vibration dampers for 1 and 1.5 m (3.3 and 4.9 ft.) units	4	-	-
PA34VD20	Vibration dampers for 2 m (6.6 ft.) units	6	-	-
PA34VD30	Vibration dampers for 2.5 m (8.2 ft.) units	8	-	-
PA4JK	Joining and vertical mounting kit PAEC4000	1	-	-
PA4DW10	Design kit for wall and vertical mounting PAEC4010x	1	3 27/64 x 16 11/16 x 39 39/64	87 x 424 x 1006
PA4DW15	Design kit for wall and vertical mounting PAEC4015x	1	3 27/64 x 16 11/16 x 59 11/16	87 x 424 x 1516
PA4DW20	Design kit for wall and vertical mounting PAEC4020x	1	3 27/64 x 16 11/16 x 78 31/32	87 x 424 x 2006
PA4DW25	Design kit for wall and vertical mounting PAEC4025x	1	3 27/64 x 16 11/16 x 99 1/16	87 x 424 x 2516
PA4DCS	Design kit for ceiling mounting, small	1	8 - 12	200 - 300
PA4DCM	Design kit for ceiling mounting, medium	1	12 - 20	300 - 500
PA4DCL	Design kit for ceiling mounting, large	1	20 - 36	500 - 900
PA4DXT	Design kit for ceiling mounting, extension	1	16 17/32	420

Options for vertical mounting

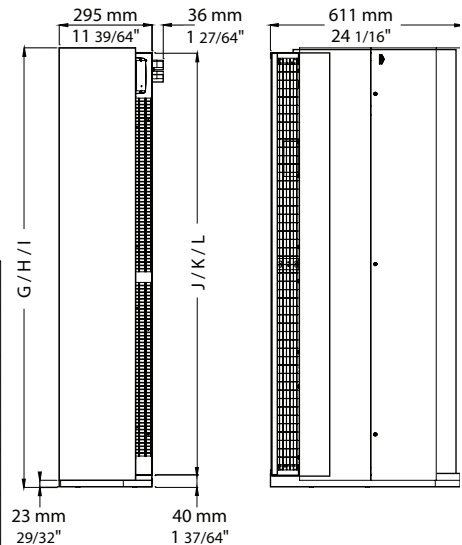
Product # Kit	Description	Quantity included
PA4JK	Joining and vertical mounting kit PAEC4000	1
PA4DW10	Design kit for wall and vertical mounting PAEC4010x	1
PA4DW15	Design kit for wall and vertical mounting PAEC4015x	1
PA4DW20	Design kit for wall and vertical mounting PAEC4020x	1
PA4DW25	Design kit for wall and vertical mounting PAEC4025x	1
AXP300	Collision protection	1



Surface - Horizontal mounting



Surface - Vertical mounting



	mm	in.	Type
A	1039	40 29/32	PAEC4010x
B	1549	60 63/64	PAEC4015x
C	2039	80 9/32	PAEC4020x
D	2549	100 23/64	PAEC4025x
E	40	1 37/64	PAEC4010/15/20x
F	39	1 17/32	PAEC4025x
G	1572	61 57/64	PAEC4015x
H	2062	81 3/16	PAEC4020x
I	2572	101 17/64	PAEC4025x
J	1515	59 41/64	PAEC4015x
K	2004	78 57/64	PAEC4020x
L	2515	99 1/64	PAEC4025x

OAE Economical Unit Heater



Features

Color

- Standard: almond.

Finish

- Standard: epoxy/polyester powder paint.

Voltage

- 240/208V, 1-phase.

Construction

- 20-gauge steel.
- Adjustable louvers to control warm air flow. **1**
- High-limit temperature control with automatic reset (first level) and single operation thermal fuse (second level). **2**

Fan

- 300 cfm fan (51 dBA).
- Totally enclosed factory-lubricated motor. **3**

Heating element

- Helical coil nickel-chromium alloy wire protected by ceramic insulators. **4**
- Heating element provides instant heat.

Control

- Built-in thermostat included.

Installation

- Wall or ceiling mounting using the supplied brackets which allow 360° rotation of the heater and prevent it from tipping over.

Warranty

- 3-year warranty against defects.

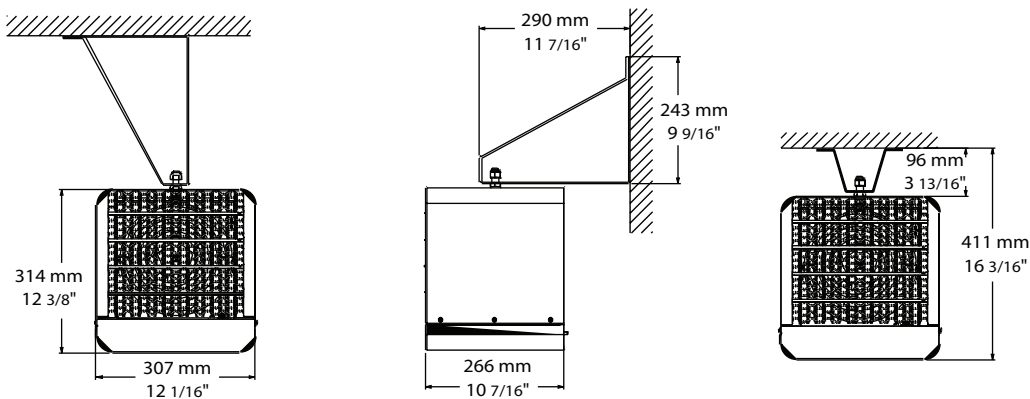
Application

- Garage, workshop.

Models

Product # ¹	Volts	Watts	BTU/hr	Weight	
				lb	kg
OAEU2000AM-EO-TB6	240/208	2000/1500	6824/5118	20.0	9.1
OAEU3000AM-EO-TB6	240/208	3000/2250	10236/7677	20.0	9.1
OAEU5000AM-EO-TB6	240/208	5000/3750	17060/12795	20.0	9.1

¹ Mounting brackets included.
Standard color is almond.



OCC OCC-WB

Portable Construction Heater Unit Heater with Bracket



Grounded 3-Pronged Outlet



NEMA 6-20R
20A, 250VAC



NEMA 6-30R
30A, 250VAC

Features

Color

- Standard: almond.

Finish

- Standard: epoxy/polyester powder paint.

Voltage

- 240/208V, 1-phase.

Construction

- 6 ft. (2 m) molded electric cable for extra durability.
- Safely recessed thermostat knob reduces heater size to a minimum.
- High-limit temperature control with automatic reset (first level) and single operation thermal fuse (second level).

Fan

- 300 cfm fan.

Heating element

- Helical coil nickel-chromium alloy wire protected by ceramic insulators
- Heating element provides instant heat.

Temperature rise

- 28 °C (51 °F).

Control

- Built-in thermostat included.

Installation

- 4000W must be plugged into a grounded 3-pronged outlet, 20A, 250VAC.
- 4800W must be plugged into a grounded 3-pronged outlet, 30A, 250VAC.

Note: Always unplug heater when not in use.

Features OCC

Construction

- Handle may be used as a reel for the electric cable.

Fan

- Open motor permanently lubricated.

Note: The open motor is not intended for use in a dusty environment.

Warranty

- 2-year warranty against defects.

Application

- Construction area, workshop, garage.

Features OCC-WB

Construction

- Carrying handle also use as attach point for the bracket.

Fan

- Enclosed motor permanently lubricated.

Installation

- Wall or ceiling mounting using the supplied bracket which allow 360° rotation of the heater and prevent it from tipping over.

Warranty

- 3-year warranty against defects.

Application

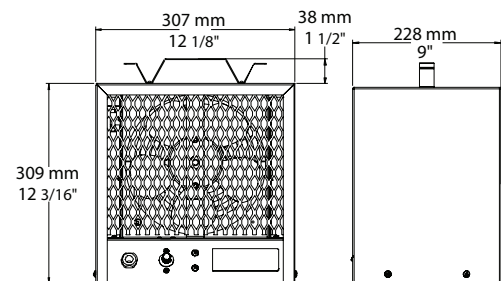
- Workshop, shed, garage.

Models

Product #	Volts	Watts	Grounded 3-Pronged Outlet	Weight	
				lb	kg
OCCU4000AM-MO-TB6 ¹	240/208	4000/3000	20A, 250VAC	16.0	7.3
OCCU4800AM-MO-TB6 ¹	240/208	4800/3600	30A, 250VAC	16.0	7.3
OCCU4000AMWB-MF-TB6 ²	240/208	4000/3000	20A, 250VAC	16.0	7.3
OCCU4800AMWB-MF-TB6 ²	240/208	4800/3600	30A, 250VAC	16.0	7.3

¹ Built-in thermostat included.

² Built-in thermostat and mounting bracket included.
Standard color is almond.



OKB Infrared Radiant Heater



Features

Finish

- Anodized aluminum.

Voltage

- 120V, 208V, 240V, 480V, 600V, 1-phase.
- Other voltages available upon request.

Construction

- No visible light is emitted by the heater.
- Built-in adjustable directional system.
- 60° standard radiation angle (optional 45°).

Heating element

- Incoloy stainless steel tubular heating element with 60° standard radiation angle (optional 45°).
- Quartz element with 60° standard radiation angle.

Installation

- Vertical or horizontal mounting for stainless steel element models.
- Horizontal mounting for Quartz element models.
- Surface-mounted to connection box (on non-combustible surface) or suspended by chains and eyelets (chains not included).
- Must be connected only to a circuit protected by suitable ground fault protection.
- 90 °C (194 °F) wiring is sufficient.
- Recommended installation height: 8 to 10 ft. (2.4 to 3 m).

Warranty

- 1-year warranty against defects.

Application

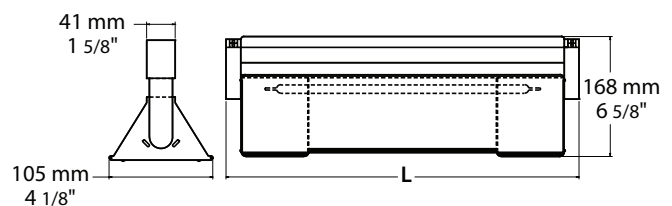
- Factory, warehouse, workshop, church.

Models

Watts	Product #			Over-All Length		Heating Section		Weight	
	120V	208V	240V	in.	mm	in.	mm	lb	kg
Incoloy stainless steel tubular heating element with 60° standard radiation angle (optional 45°)¹									
950	OKB299C611	OKB299C621	OKB299C631	31 1/2	800	20	508	5.1	2.3
1500	OKB411C611	OKB411C621	OKB411C631	43 1/2	1105	32	813	6.8	3.1
1900	OKB471C611	OKB471C621	OKB471C631	49 1/2	1257	38	965	8.0	3.6
2000	-	OKB412C621	OKB412C631	43 1/2	1105	32	813	7.2	3.3
2300	-	OKB472C621	OKB472C631	49 1/2	1257	38	965	8.1	3.7
3000	-	OKB593C621	OKB593C631	61 1/2	1562	50	1270	9.9	4.5
3800	-	OKB713C621	OKB713C631	73 1/2	1867	62	1575	11.7	5.3
Quartz element with 60° standard radiation angle									
800	OKB258T611	OKB258T621	OKB258T631	27 1/2	800	16	406	4.9	2.2
1600	OKB411T611	OKB411T621	OKB411T631	43 1/2	1105	32	813	7.1	3.2
2500	-	OKB592T621	OKB592T631	61 1/2	1562	50	1270	9.7	4.4
3100	-	OKB713T621	OKB713T631	72 1/2	1867	62	1575	11.3	5.1

Options

Product # Kit	Description
WGA040	Wire guard for heated section of 16" (406 mm)
WGA050	Wire guard for heated section of 20" (508 mm)
WGA081	Wire guard for heated section of 32" (813 mm)
WGA096	Wire guard for heated section of 38" (965 mm)
WGA127	Wire guard for heated section of 50" (1270 mm)
WGA157	Wire guard for heated section of 62" (1575 mm)



¹45° spread available upon request. Remember to change the 6 for 4 when ordering.
E.g.: OKB299C621 becomes OKB299C421.
Other voltages available upon request.

OAU Agricultural Wash Down Unit Heater



Features

Certification

- CSA C22.2 46, UL2021.
- Corrosion requirements CSA C22.2 94.
- Hose down requirements CSA C22.2 94 Type 4X.

Color

- Standard: white.

Finish

- Standard: epoxy/polyester powder paint making it more resistant to corrosion.

Voltage

- 240/208V, 1-phase.

Construction

- Robust, 18-gauge satin coat steel construction.
- Adjustable louvers to direct air flow.
- High-limit temperature control with automatic reset.
- CSA C22.2 94 4X non-metallic electrical enclosure.

Fan

- Totally enclosed air over and factory-lubricated ball bearing motor.
- Motor mounted in cold compartment.
- Thermally-protected motor.
- Fan delay at start and shutdown.

Heating element

- Durable low-density steel tubular heating elements with fins; painted in black for a better corrosion resistance.

Control

- 40A disconnect switch built-in.
- 240/208V control circuit built-in.
- Fan switch control built-in.
- Built-in pilot light indicating when high-limit temperature control has been activated.
- High-quality built-in thermostat with stainless steel bulb and capillary, offering great accuracy.

Installation

- Horizontal wall or ceiling mounting using one of two supplied brackets which allow 360° rotation.
- Sealed electrical enclosure located at bottom of unit for ease of installation and servicing.
- Maximum recommended height 12 ft. (3.7 m).
- Minimum height of 8 ft. (2.4 m)
- 30 °C (85 °F) maximum operating ambient temperature.

Warranty

- 1-year warranty against defects.
- 3-year on the heating elements.

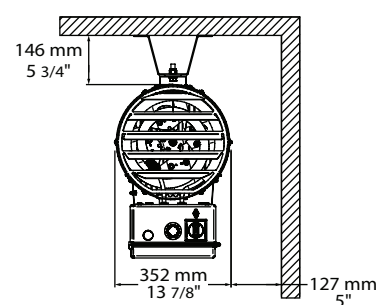
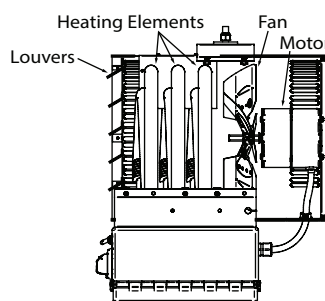
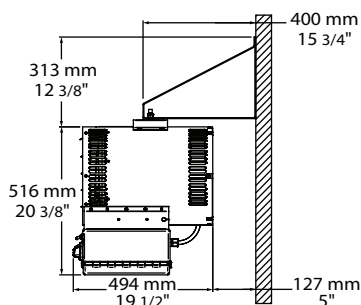
Application

- Agricultural installations (dairy farm, stables, poultry farm, barn, pig farm, kennel, etc.).

Model

Watts	Volts (ph)	Product #	BTU/hr	cfm	Temperature Rise		Motor		Weight	
					°C	°F	HP	rpm	lb	kg
5000/3750	240/208 (1)	OAAU05000BLLT-DIS40-IV-T ¹	17060/12795	300	30	53	1/4	1050	52.8	23.9




¹ Unit with automatic reset high-limit temperature control. Standard color is white.



OHV Commercial Unit Heater



Training available online www.ouellet.com



Features

Color

- Standard: almond.

Finish

- Standard: epoxy/polyester powder paint.

Voltage

- 208V, 240V, 277V, 347V, 480V, 600V, 1 or 3-phase.

Construction

- Draw-through design for more evenly heated air. **1**
- Specially designed outlet diffuser provides maximum air velocity. **2**
- Individually adjustable louvers to direct discharge air flow. **3**
- High-limit temperature control with automatic reset. **3**
- 18 and 20 gauge steel.

Fan

- Motor - totally enclosed - thermally protected. **4**
- Motor mounted in ambient air stream, shielded from heating elements. **5**
- Fan delay purges heater of residual heat for longer life.

Heating element

- Stainless steel sheath with aluminum fins.
- Draw-through design permits greater heat transfer.

Control

- All models have factory installed contactor.

- 24V control circuit standard on all models (except 2, 3 & 5kW, 208/240V heaters).

- 2, 3 & 5kW, 208/240V heaters have 208/240V control (24V control available).

- Full line of unit mounted control accessories available (factory or field installed).

Installation

- Minimum mounting height of 6 ft. (1.8 m.)
- Horizontal or vertical discharge air flow.
- Includes wall and ceiling mounting brackets (for horizontal discharge air flow).
- For vertical air flow 4 welded nuts (for threaded rod 3/8 in. X 16 UNC) provided in heater back.
- Large and easily accessible control compartment.

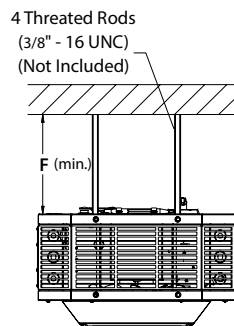
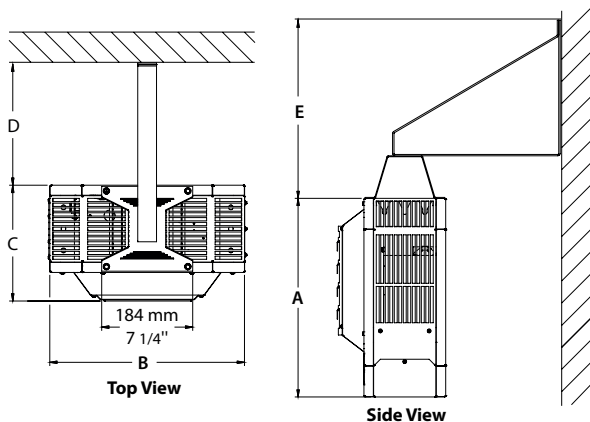
Note: We recommend installing this product on an outside ceiling or wall to avoid vibrations spreading to an adjacent room.

Warranty

- 5-year warranty against defects.

Application

- Factory, warehouse, garage, store, shipping room.



	2-5kW		7.5-10kW		15-20kW	
	mm	in.	mm	in.	mm	in.
A	416	16 3/8	622	24 1/2	622	24 1/2
B	395	15 9/16	559	22	559	22
C	231	9 1/8	276	10 7/8	412	16 1/4
D	244	9 5/8	357	14 1/16	289	11 3/8
E	373	14 11/16	507	19 15/16	556	21 7/8
F	152	6	254	10	152	6
Weight	kg	lb	kg	lb	kg	lb
	18	40	30	67	41	90

OHV

Models

Product #	Volts (ph)	kW	Control Voltage	BTU/hr	cfm	Temperature Rise		Motor	
						°C	°F	HP	rpm
OHVU02008AM	208 (1/3 ¹)	2	240/208	6824	310	11	20	1/50	1490
OHVU03008AM	208 (1/3 ¹)	3	240/208	10236	310	17	31	1/50	1490
OHVU05008AM	208 (1/3 ¹)	5	240/208	17060	310	28	51	1/50	1490
OHVU07508AM-24	208 (1/3 ¹)	7.5	24	25590	600	22	40	1/33	1490
OHVU09908AM-24	208 (1/3 ¹)	9.9	24	33780	600	29	52	1/33	1490
OHVU15038AM-24	208 (3)	15	24	51180	915	29	52	1/8	1490
OHVU02000AM	240/208 (1/3 ¹)	2/1.5	240/208	6824/5118	310	11	20	1/50	1550
OHVU03000AM	240/208 (1/3 ¹)	3/2.3	240/208	10236/7848	310	17	31	1/50	1550
OHVU05000AM	240/208 (1/3 ¹)	5/3.75	240/208	17060/12966	310	28	51	1/50	1550
OHVU07500AM-24	240/208 (1/3 ¹)	7.5/5.6	24	25590/19200	625	21	38	1/33	1550
OHVU10000AM-24	240/208 (1/3 ¹)	10/7.5	24	34120/25590	625	28	51	1/33	1550
OHVU15030AM-24	240/208 (3)	15/11.3	24	51180/38387	950	28	50	1/8	1550
OHVU19830AM-24	240/208 (3)	19.8/14.9	24	67560/50840	1300	27	49	1/8	1550
OHVU02077AM-24	277 (1)	2	24	6824	310	11	20	1/50	1550
OHVU03077AM-24	277 (1)	3	24	10236	310	17	31	1/50	1550
OHVU05077AM-24	277 (1)	5	24	17060	310	28	51	1/50	1550
OHVU07577AM-24	277 (1)	7.5	24	25590	625	21	38	1/33	1550
OHVU10077AM-24	277 (1)	10	24	34120	625	28	51	1/33	1550
OHVU02034AM-24 ²	480 (3)	2	24	6824	310	11	20	1/50	1550
OHVU03034AM-24 ²	480 (3)	3	24	10236	310	17	31	1/50	1550
OHVU05034AM-24 ²	480 (3)	5	24	17060	310	28	51	1/50	1550
OHVU07534AM-24 ²	480 (3)	7.5	24	25590	625	21	38	1/33	1550
OHVU10034AM-24	480 (3)	10	24	34120	625	28	51	1/33	1550
OHVU15034AM-24	480 (3)	15	24	51180	950	28	50	1/8	1550
OHVU20034AM-24	480 (3)	20	24	68240	1300	27	49	1/8	1550

¹ Models with the indication "1/3" can be field converted from 1 to 3-phase.

² 480V, 1-phase available upon request.

Remember to change the 3 for 0 when ordering. E.g.: OHVU05034AM-24 becomes OHVU05004AM-24. 600V available upon request.

Mounting hardware included.

Standard color is almond.

Options

Product # Kit	Product # Factory installed*	Description
-	120	120V control circuit
-	24	24V control circuit
-	3P	Triple-pole contactor
KIT-OHV-D4 ¹	D4 ¹	Disconnect switch, triple-pole, 40A
KIT-OHV-D8 ¹	D8 ¹	Disconnect switch, triple-pole, 80A
KIT-OHV-F1	F1	Continuous fan switch, for 2 to 5kW units
KIT-OHV-F2	F2	Continuous fan switch with 24V relay, for units with 24V control circuit
KIT-OHV-F3	F3	Continuous fan switch, for less than 480V units (7.5 to 20kW)
KIT-OHV-F4	F4	Continuous fan switch, for 480V units and over (7.5 to 20kW)
KIT-OHV-FR	FR	Unit mounted fan relay for remote fan control of heaters with 24V control circuit (remote fan switch not included)
-	HL	Hi/Lo switch (15 to 20kW)
KIT-OHV-RT	RT	24V relay, with transformer
KIT-OHV-T2S	T2S	2-stage thermostat (15 to 20kW)
KIT-OHV-T5	T5	Single-stage thermostat, for 10kW units and less
KIT-OHV-T6	T6	Single-stage thermostat, for units over 10kW

* For factory installed options, add the option number to the product number. See the **Product Code** section inside the front cover.

¹ For the U.S. only: The nominal current of the unit must not exceed 80% of the capacity of the disconnect.

OHV-CC Commercial Portable Unit Heater



Features

Color

- Standard: red and black.

Finish

- Standard: epoxy/polyester powder paint.

Voltage

- 240/208V, 1 phase.

Construction

- Positive off, double-pole, single-throw thermostat.
- Fan on/auto switch.
- Two level finger tip - high/low heat selector switch.
- Manual-reset over temperature protector.
- Specially designed outlet diffuser prevents foreign objects from entering heater.
- 18 and 20 gauge steel.
- Motor - totally enclosed - thermally protected.
- Draw-through design permits greater heat transfer.

Installation

- Versatile stand for floor or wall mount.
- Adjustable bracket/knobs allows all angle rotation.
- 20A cordset (NEMA 6-20P) on 4kW heater.
- 30A cordset (NEMA 6-30P) on 5kW heater.

Warranty

- 1-year warranty against defects.

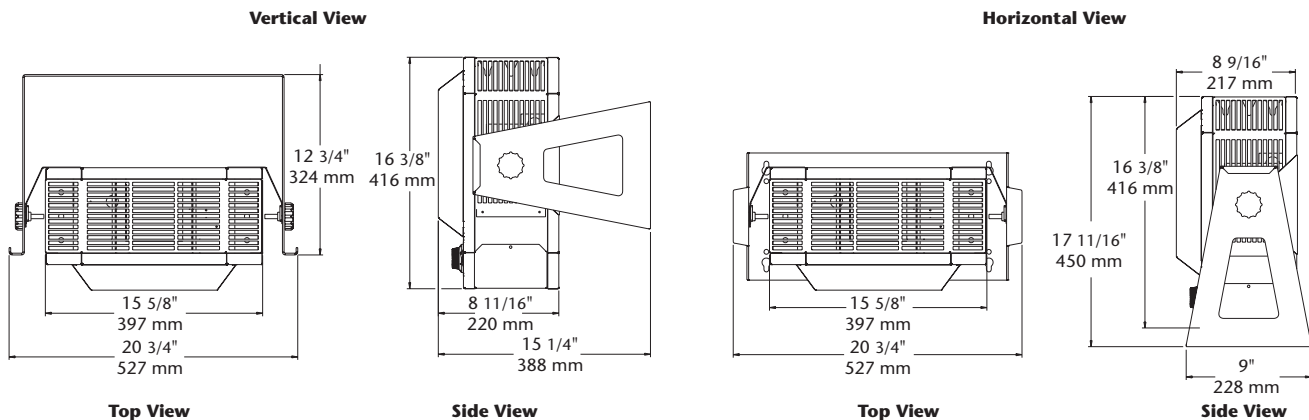
Application

- Construction job site, garage, workshop, unheated area.

Models

Product # ¹	Volts	Phase	kW	Amp.	Air Flow		Temperature Rise		Weight		Plug
					fpm	cfm	°C	°F	lb	kg	
OHVU04000ROCC-F1-HL-T5	240/208	1	4/3	16.7/14.4	800	310	23	41	42	19	NEMA 6-20P
OHVU05000ROCC-F1-HL-T5	240/208	1	5/3.75	20.8/18	800	310	28	51	42	19	NEMA 6-30P

¹ Units come standard with hi-lo heat setting, fan only switch, integral thermostat and combination wall/ceiling/floor mounting bracket. Standard color is red and black.



OHV-RF Hard-Wired Unit Heater



Features

Color

- Standard: almond and black.

Finish

- Standard: epoxy/polyester powder paint.

Voltage

- 240/208V, 1 phase.

Construction

- Positive off, double-pole, single-throw thermostat.
- Fan on/auto switch.
- Two level finger-tip high/low heat selector switch.
- Automatic reset over temperature protector.
- Specially designed outlet diffuser provides maximum air velocity and prevents foreign objects from entering heater.
- 18 and 20 gauge steel.
- Motor - totally enclosed - thermally protected.
- Draw-through design permits greater heat transfer.

Installation

- Minimum mounting height of 6 ft. (1.8 m).
- Maximum mounting height of 10 ft. (3 m).
- Versatile bracket for ceiling or wall mounting.
- Adjustable bracket allows all angle rotation.
- Large and easily accessible wiring compartment.

Note: We recommend installing this product on an outside ceiling or wall to avoid vibrations spreading to an adjacent room.

Warranty

- 1-year warranty against defects.

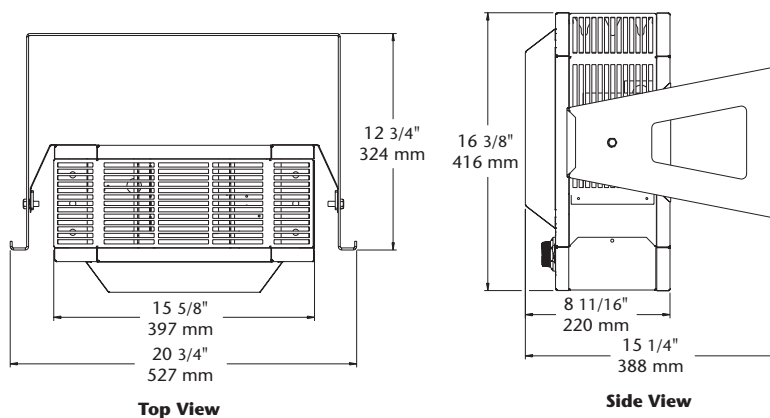
Application

- Factory, garage, school.

Model

Product # ¹	Volts	Phase	kW	Amp.	Air Flow		Temperature Rise		Weight	
					fpm	cfm	°C	°F	lb	kg
OHVU05000AMRF-F1-HL-T5	240/208	1	5/3.75	20.8/18	800	310	28	51	42	19

¹ Units come standard with hi-lo heat setting, fan only switch, integral thermostat and combination wall/ceiling mounting bracket. Standard color is almond and black.



OPH Plenum Rated Unit Heater



Industry first!
Constant torque motor (ECM) available

Features

Color

- Standard: aluminum.

Finish

- Standard: epoxy/polyester powder paint.

Voltage

- 208V, 240V, 277V, 347V, 480V, 600V, 1 or 3-phase.

Construction

- 18 and 20-gauge steel.
- Adjustable louver for air flow direction available.
- Automatic reset and manual reset high-limit temperature control.
- One contactor per high-limit temperature control, on independent circuit.

Fan

- Direct drive, variable speed squirrel-cage fan.
- Fan delay.

Motor

- Totally enclosed standard factory-lubricated motor.
- Thermally protected motor mounted in cold compartment.
- Constant torque motor (ECM), 1/3 HP max., 1050 rpm max., available

Heating element

- Three tubular heating elements with fins.

Control

- Factory-installed contactor and 240/208V control circuit standard.
- Factory-installed disconnect switch.
- 24V control circuit, with transformer available.
- 120V control circuit with transformer available.
- Built-in thermostat available.

Ouellet highly recommends to use a wall thermostat for greater comfort.

Any remote thermostat or relay must be connected to the heater control terminal block.

Installation

- Horizontal mounting with free air discharge or ducted installation.
- Vertical mounting only in the upwards air flow position and ducted.
- 27 °C (80 °F) maximum operating ambient temperature.

Warranty

- 3-year warranty against defects.

Application

- This heater is designed to be used in the space between a structural ceiling and a suspended ceiling, plenum space or plenum.
- Crawl space, commercial vestibule, office, commercial building, warehouse, stairwell, underground parking.

OPH Models

Product #	Volts	Phase	kW (BTU/hr)	cfm min. ¹		Temperature Rise ²		Motor	
				Low Speed	High Speed	°C	°F	HP	rpm
OPH03108AL-DIS40	208	1	3.1 (10578)	430	460	12	22	1/3	1075
OPH03138AL-DIS40	208	3	3.1 (10578)	430	460	12	22	1/3	1075
OPH03100AL-DIS40	240	1	3.1 (10578)	430	460	12	22	1/3	1075
OPH03130AL-DIS40	240	3	3.1 (10578)	430	460	12	22	1/3	1075
OPH03177AL-DIS40	277	1	3.1 (10578)	430	460	12	22	1/3	1075
OPH03107AL-DIS40	347	1	3.1 (10578)	430	460	12	22	1/3	1075
OPH03104AL-DIS40	480	1	3.1 (10578)	430	460	12	22	1/3	1075
OPH03134AL-DIS40	480	3	3.1 (10578)	430	460	12	22	1/3	1075
OPH03106AL-DIS40	600	1	3.1 (10578)	430	460	12	22	1/3	1075
OPH03136AL-DIS40	600	3	3.1 (10578)	430	460	12	22	1/3	1075
OPH05008AL-DIS40	208	1	5 (17060)	430	460	21	37	1/3	1075
OPH05038AL-DIS40	208	3	5 (17060)	430	460	21	37	1/3	1075
OPH05000AL-DIS40	240	1	5 (17060)	430	460	21	37	1/3	1075
OPH05030AL-DIS40	240	3	5 (17060)	430	460	21	37	1/3	1075
OPH05077AL-DIS40	277	1	5 (17060)	430	460	21	37	1/3	1075
OPH05007AL-DIS40	347	1	5 (17060)	430	460	21	37	1/3	1075
OPH05004AL-DIS40	480	1	5 (17060)	430	460	21	37	1/3	1075
OPH05034AL-DIS40	480	3	5 (17060)	430	460	21	37	1/3	1075
OPH05006AL-DIS40	600	1	5 (17060)	430	460	21	37	1/3	1075
OPH05036AL-DIS40	600	3	5 (17060)	430	460	21	37	1/3	1075

Options

Product # Kit	Product # Factory installed*	Description
-	24	24V control circuit
-	120 ³	120V control circuit
-	OL	Power indicator light
-	ECM ⁴	Constant torque motor (ECM), 1/3 HP max., 1050 rpm max.
KIT-OPH-FI	FI	Air filter
KIT-OPH-FIW	FIW	Washable air filter
KIT-OPH-LR	LR	Louver kit
KIT-OPH-T	T	Built-in thermostat

* For factory installed options, add the option number to the product number. See the **Product Code** section inside the front cover.

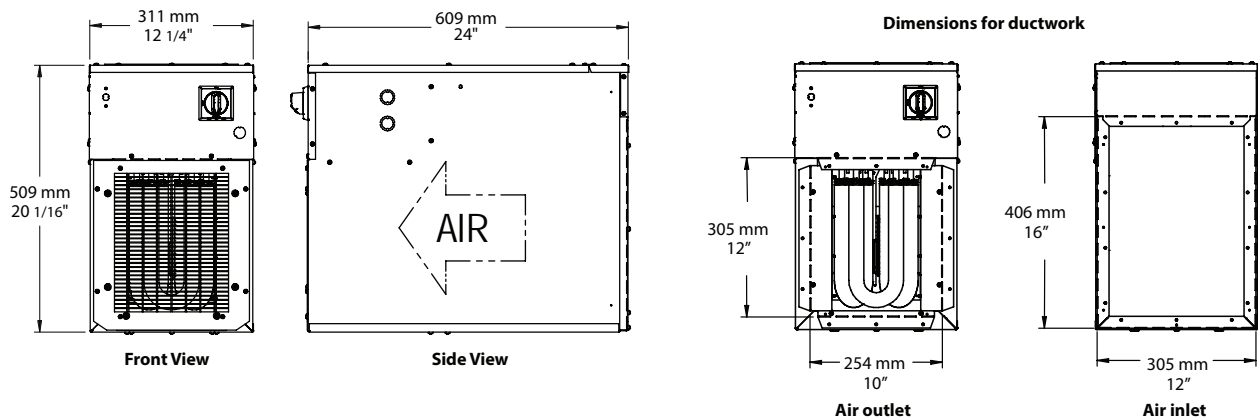
¹ Tested at 0.2" water column (static pressure).

² Tested at low speed.

³ With basic control or with the option «120», the fan will work at low speed only.

⁴ Built-in transformer and contactor for 24V are required, add «-24» to the product number.

Standard color is aluminum.



OAS Commercial Industrial Suspended Unit Heater



Features

Color

- Standard: almond.

Finish

- Standard: epoxy/polyester powder paint.

Voltage

- 208V, 240V, 277V, 347V, 480V, 600V, 1 or 3-phase.
- Some units may be field converted from 3 to 1-phase.

Construction

- 18 and 20-gauge steel.
- Adjustable louvers to direct air flow.
- High-limit temperature control with automatic reset.

Fan

- Totally enclosed factory-lubricated ball bearing motor (except for 15 to 25kW at 208/240V).
- 58 dBA fan (2 to 10kW), 67 dBA fan (15 to 30kW) and 77 dBA fan (40 to 60kW).
- Thermally-protected motor mounted in cold compartment.
- Fan delay purges heater of residual heat.

Heating element

- Tubular heating elements; stainless steel (2 to 10kW); finned steel (15 to 60kW).
- Concentric disposition of heating elements.
- Factory sealed element upon request.

Control

- Factory-installed contactor and 240/208V control circuit standard (with transformer if necessary).

- 24V relay, with or without transformer available.
- 120V control circuit available.
- Built-in thermostat available.

Ouellet highly recommends to use a wall thermostat for greater comfort.

Any remote thermostat or relay must be connected to the heater control terminal block.

Installation

- Not for residential use in the United States.
- Horizontal mounting:
 - 2 to 30kW: wall or ceiling using the supplied brackets which allow 360° rotation.
 - 40 to 60kW: ceiling only secured by the supplied 4 hooks of suspension.
- Vertical mounting (except option -MD):
 - 2 to 60kW: using 4 threaded rods 1/2 in. X 13 UNC (not included).
 - Diffuser cones available.
- Maximum recommended height (horizontal): 2 to 10kW: 8 ft. (2.4 m), 15 to 30kW: 10 ft. (3 m), 40 to 60kW: 15 ft. (4.5 m).
- Protective screen allows minimum horizontal mounting height:
 - Canada 2 to 30 kW: 24 in. (610 mm), 40 to 60kW: 8 ft. (2.4 m).
 - United States 2 to 30 kW 6 ft. (1.8 m), 40 to 60kW: 8 ft. (2.4 m).
- 30 °C (85 °F) maximum operating ambient temperature.

Warranty

- 3-year warranty against defects.

Application

- Commercial hall, warehouse, stairwell, factory.

OAS

Models

Product #	Volts	Phase	kW (BTU/Hr)	cfm	Temperature Rise		Motor	
					°C	°F	HP	rpm
OASU05000AM-T ²	240	1	5.0 (17060)	700	13	23	1/30	1550
OASU07500AM-T ²	240	1	7.5 (25590)	700	19	34	1/30	1550
OASU10000AM-T ²	240	1	10.0 (34120)	700	25	45	1/30	1550
OASU05034AM-T ²	480	3	5.0 (17060)	700	13	23	1/30	1550
OASU07534AM-T ²	480	3	7.5 (25590)	700	19	34	1/30	1550
OASU10034AM-T ²	480	3	10.0 (34120)	700	25	45	1/30	1550
OASU02008AM	208	1	2.0 (6824)	510	7	13	1/30	1550
OASU03008AM	208	1	3.0 (10236)	510	10	18	1/30	1550
OASU04008AM	208	1	4.0 (13648)	510	14	25	1/30	1550
OASU05008AM	208	1	5.0 (17060)	700	13	23	1/30	1550
OASU05038AM	208	3/1 ¹	5.0 (17060)	700	13	23	1/30	1550
OASU07538AM	208	3/1 ¹	7.5 (25590)	700	19	34	1/30	1550
OASU10008AM	208	1	10.0 (34120)	700	25	45	1/30	1550
OASU10038AM	208	3	10.0 (34120)	700	25	45	1/30	1550
OASU15038AM	208	3	15.0 (51180)	1300	20	36	1/8	1550
OASU20038AM	208	3	20.0 (68240)	1300	27	49	1/8	1550
OASU25038AM	208	3	25.0 (85300)	1300	34	61	1/8	1550
OASU02000AM	240	1	2.0 (6824)	510	7	13	1/30	1550
OASU03000AM	240	1	3.0 (10236)	510	10	18	1/30	1550
OASU04000AM	240	1	4.0 (13648)	510	14	25	1/30	1550
OASU05000AM	240	1	5.0 (17060)	700	13	23	1/30	1550
OASU05030AM	240	3/1 ¹	5.0 (17060)	700	13	23	1/30	1550
OASU07500AM	240	1	7.5 (25590)	700	19	34	1/30	1550
OASU07530AM	240	3/1 ¹	7.5 (25590)	700	19	34	1/30	1550
OASU10000AM	240	1	10.0 (34120)	700	25	45	1/30	1550
OASU10030AM	240	3/1 ¹	10.0 (34120)	700	25	45	1/30	1550
OASU15030AM	240	3	15.0 (51180)	1300	20	36	1/8	1550
OASU20030AM	240	3	20.0 (68240)	1300	27	49	1/8	1550
OASU25030AM	240	3	25.0 (85300)	1300	34	61	1/8	1550
OASU02077AM	277	1	2.0 (6824)	510	7	13	1/30	1550
OASU03077AM	277	1	3.0 (10236)	510	10	18	1/30	1550
OASU04077AM	277	1	4.0 (13648)	510	14	25	1/30	1550
OASU05077AM	277	1	5.0 (17060)	700	13	23	1/30	1550
OASU07577AM	277	1	7.5 (25590)	700	19	34	1/30	1550
OASU02034AM	480	3	2.0 (6824)	510	7	13	1/30	1550
OASU03034AM	480	3	3.0 (10236)	510	10	18	1/30	1550
OASU04034AM	480	3	4.0 (13648)	510	14	25	1/30	1550
OASU05034AM	480	3	5.0 (17060)	700	13	23	1/30	1550
OASU07534AM	480	3	7.5 (25590)	700	19	34	1/30	1550
OASU10034AM	480	3	10.0 (34120)	700	25	45	1/30	1550
OASU15034AM	480	3	15.0 (51180)	1400	19	34	1/3	1725
OASU20034AM	480	3	20.0 (68240)	1400	25	45	1/3	1725
OASU25034AM	480	3	25.0 (85300)	1400	31	56	1/3	1725
OASU30034AM	480	3	30.0 (102360)	1400	38	68	1/3	1725
OASU40034AM	480	3	40.0 (136480)	2000	35	63	3/4	1140
OASU50034AM	480	3	50.0 (170600)	2000	44	79	3/4	1140
OASU60034AM	480	3	60.0 (204720)	2000	53	95	3/4	1140

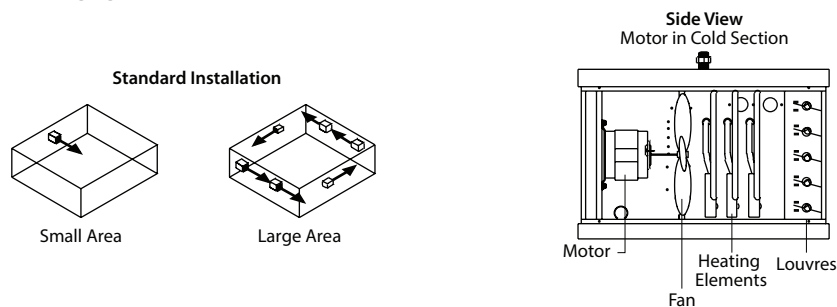
¹ Models with the indications "3/1" can be field converted from 3 to 1-phase.

² Come with built-in thermostat.

Standard color is almond.

Add -MD to suffix for special Mine Duty Feature. 600V available upon request. 240V, 3-phase and 480V, 1-phase available upon request.

Remember to change the 3 for 0 when ordering. E.g.: OASU05034 becomes OASU05004.



OAS

Options

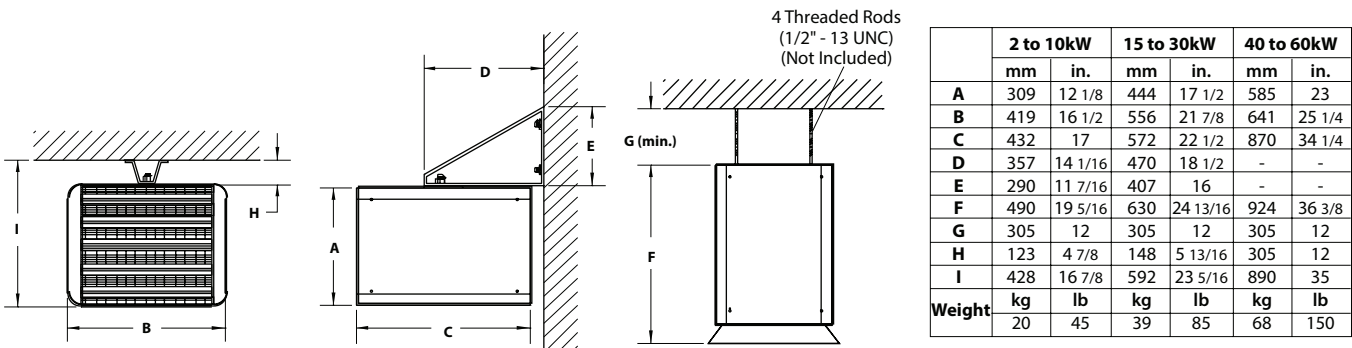
Product # Kit	Product # Factory installed*	Description
-	120	120V control circuit
-	3P	Triple-pole contactor
KIT-OAS-CD1AM	-	Diffuser cone, 2 to 10kW units
KIT-OAS-CD2AM	-	Diffuser cone, 15 to 30kW units
KIT-OAS-CD3AM	-	Diffuser cone, 40 to 60kW units
-	CV	Summer fan switch
-	DIS40 ³	Disconnect switch, 40A
-	DIS80 ³	Disconnect switch, 80A
-	DIS100 ³	Disconnect switch, 100A
-	ES ¹	Factory sealed element
-	FANAM	Fan blades with almond epoxy/polyester coating
-	MD ²	Mine duty
KIT-OAS-R	R	24V relay, without transformer
-	RCV240	Summer fan relay 240V, remote control (switch not included)
KIT-OAS-RT	RT	24V relay, with transformer
KIT-OAS-T	T	Thermostat

* For factory installed options, add the option number to the product number. See the **Product Code** section inside the front cover.

¹ The option "sealed element" increases the reliability of these in humid environments. It does not completely eliminate the leakage currents of metal sheathed heating elements.

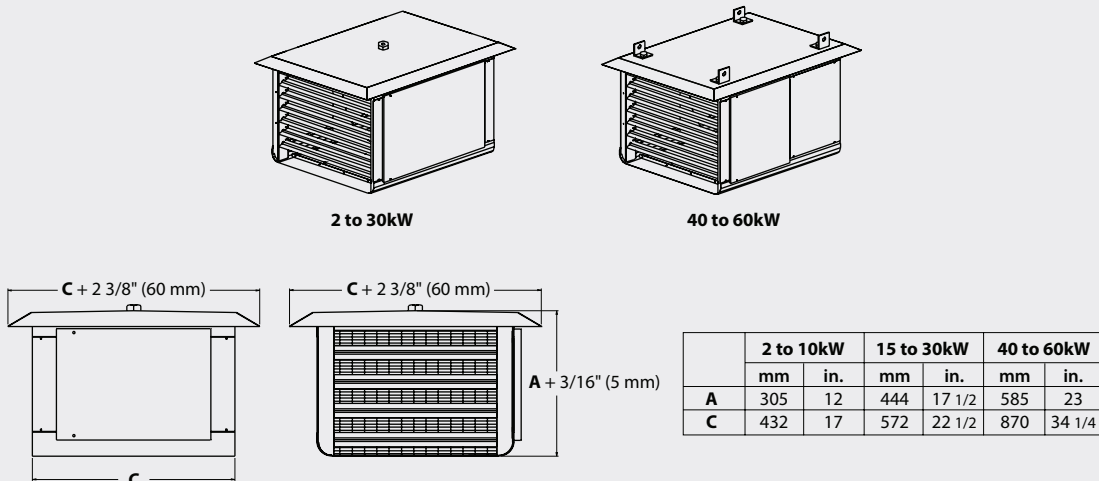
² See features below.

³ For the U.S. only: The nominal current of the unit must not exceed 80% of the capacity of the disconnect.



MD Features of Mine Duty Option

- Drip shield.
- Sealed wiring compartment.
- Hinged door with neoprene gasket.
- Element delay on ON cycle (fan delay on OFF cycle).
- Heavy duty 18-gauge grille.
- Double-pole contactor.
- Heating element can be factory sealed upon request to minimize moisture absorption (option -ES).



OWD Wash Down Unit Heater



Features

Voltage

- 208V, 240V, 277V, 480V, 600V, 1 or 3-phase.

Construction

- 16-gauge, 304 stainless steel, moisture and corrosion resistant housing.*
- Adjustable, stainless steel outlet louvers. 1
- Stainless steel rear grille to protect against accidental contact with the fan blade. 2
- High-limit temperature control with automatic reset (manual reset available upon request).
- NEMA 4X non-metallic electrical enclosure. 3
- Pilot light (power-on indicator) available.
- Optional disconnect switch with lockable handle available.

Fan

- Anodized aluminum, delayed-action fan.
- Enclosed epoxy coated motor with permanently lubricated ball bearing for longer life. 4
- Epoxy-painted fan.
- Designed to resist moisture and corrosion.

*Caution: Some environments can be corrosive for this type of stainless steel. Please check the application prior to installation.

Heating element

- Sealed tubular heating element with 316* stainless steel fins. 5

Control

- 24V control circuit with transformer and contactor.
- Built-in capillary thermostat available.
- Fan switch control available.

Installation

- Electrical enclosure located at bottom of unit for ease of installation and servicing.
- Stainless steel swivel mounting bracket included, for wall or ceiling mounting.

Warranty

- 1-year warranty against defects.

Application

- Food industry, marine and offshore, car wash, dairy.

OWD Models

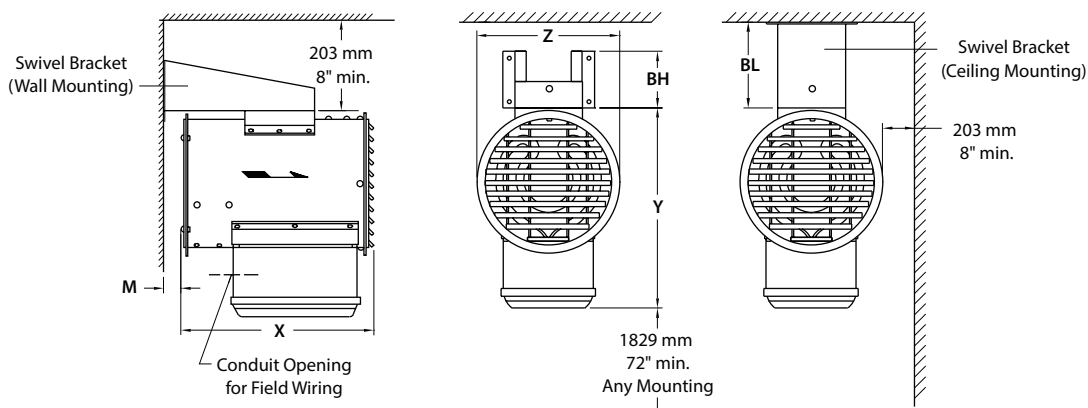
kW	BTU/Hr	Product #					cfm	Temperature Rise		Air Throw	
		208V (1 ph)	208V (3 ph)	240V (1 ph)	240V (3 ph)	480V (3 ph)		°C	°F	ft.	m
3.0	10236	OWD03008	OWD03038	OWD03000	OWD03030	OWD03034	700	8	14	26	8
5.0	17060	OWD05008	OWD05038	OWD05000	OWD05030	OWD05034	700	13	24	26	8
7.5	25590	OWD07508	OWD07538	OWD07500	OWD07530	OWD07534	700	19	35	26	8
9.0	30708	OWD09008	OWD09038	OWD09000	OWD09030	OWD09034	1450	11	20	43	13
10.0	34120	-	OWD10038	OWD10000	OWD10030	OWD10034	1450	12	22	43	13
12.0	40944	-	OWD12038	-	OWD12030	OWD12034	1450	14	26	43	13
12.5	42650	-	OWD12538	-	OWD12530	OWD12534	2400	9	17	50	15
15.0	51180	-	OWD15038	-	OWD15030	OWD15034	2400	12	21	50	15
20.0	68240	-	-	-	-	OWD20034	2400	16	28	50	15
25.0	85300	-	-	-	-	OWD25034	2400	19	35	50	15
30.0	102360	-	-	-	-	OWD30034	2400	23	42	50	15
35.0	119420	-	-	-	-	OWD35034	2400	27	48	50	15
38.4	131020	-	-	-	-	OWD38434	2400	30	54	50	15

Options

Product # Kit	Product # Factory installed*	Description
-	120	120V control circuit
-	EP	Epoxy paint finish for better corrosion resistance in certain environments
-	I ¹	Disconnect switch with lockable handle available
-	L	Pilot light "power-on indicator"
-	ME1	Monel elements, for 3 to 20kW units for better corrosion resistance in certain environments
-	ME2	Monel elements, for 25 to 38.4kW units for better corrosion resistance in certain environments
-	PTM	High-limit temperature control with manual reset
-	S	Three-position switch: On/Standby/Fan
-	T	Thermostat
-	T2S	2-stage thermostat
OWD-TM	-	NEMA 4X wall thermostat, range 4 °C to 43 °C (40 °F to 110 °F): 25A at 120V, 208V, 240V - 22A at 277V (Compatible with 24VAC control circuit)

* For factory installed options, add the option number to the product number. See the **Product Code** section inside the front cover.

¹ For the U.S. only: The nominal current of the unit must not exceed 80% of the capacity of the disconnect.
277V available upon request.




Models	X		Y		Z		BH		BL		M		Weight ¹	
	mm	in.	mm	in.	mm	in.	mm	in.	mm	in.	mm	in.	lb	kg
3 to 7.5kW	390	15 1/2	550	21 1/2	330	13	110	4 1/4	490	19 1/8	220	8 1/2	70	32
7.6 to 12kW	390	15 1/2	550	21 1/2	330	13	110	4 1/4	490	19 1/8	220	8 1/2	70	32
12.1 to 47kW	660	26	710	28	510	20	180	7 1/8	570	22 1/4	80	3 1/4	130	60

¹ Shipping weight.


OHX Explosion-Proof Unit Heater



Front view with built-in thermostat and disconnect switch



Rear view with built-in thermostat and disconnect switch



1



2



3



4



5

Features

Color

- Standard: red.

Finish

- Standard: epoxy/polyester powder paint.

Voltage

- 208V, 240V, 480V, 600V, 1 or 3-phase.

Construction

- 14-gauge steel cabinet.
- Adjustable anodized aluminum louvers.
- Cast aluminum control and element enclosure lids NEMA Type 7 and 9 with O-ring. **1**
- Fan Guard: multiple horizontal stiffening wires. **2**

Protection

- Stainless steel high temperature pressure relief device. **3**
- Two high-limit temperature controls: one with automatic reset and one with manual reset.

Fan

- Explosion-proof, thermally protected, permanently lubricated ball bearing motor. **4**
- 3 to 20kW: 1/4 HP, 1725 rpm.
- 25 to 35kW: 1/2 HP, 1725 rpm.

Temperature code

- Division System: 5 to 30kW = T3B 165 °C (329 °F), 3kW/35kW = T3A 180 °C (356 °F).
- Zone System T3 200 °C (392 °F).

Heat exchanger

- High grade metal-sheathed elements fins with ethylene glycol/water solution.
- Long-life, low watt density.
- Evacuated and sealed, carbon steel tube core with 10 aluminum fins per inch.

Control

- 120VAC control (standard). **5**
- Optional 24VAC control (recommended due to safer voltage). Required for use with electronic thermostat.
- Optional built-in or wall thermostat (bi-metal or electronic).
- Optional built-in or wall disconnect switch.

Additional Options

- Pilot light.
- Continuous fan.
- Heresite coatings.

Installation

- Accessories available.

Warranty

- 3-year warranty against defects.

Application

- Paint storage area, petrochemical plant, refinery, chemical plant, mining industry, sawmill.

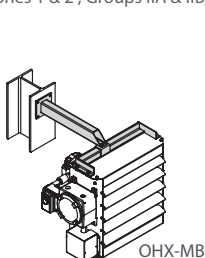
Consult the Electrical Code in your area before installing this unit.

Approved locations

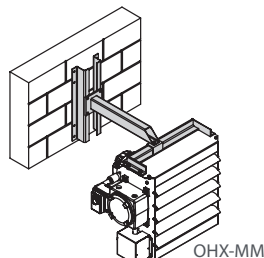
Class I, Divisions 1 and 2, Groups C and D.
 Class II, Divisions 1 and 2, Groups F and G.
 Temperature code: T3B (5 to 30kW), T3A (3/35kW).
 Class I, Zones 1 & 2, Groups IIA & IIB, T3.

Temperature limitations

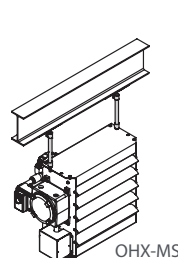
Ambient temperature: -40 °C to 40 °C (-40 °F to 104 °F).
 Maximum altitude: 3048 m (10 000 ft.) above sea level.



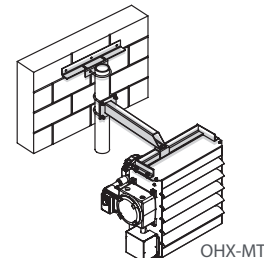
OHX-MB



OHX-MM



OHX-MS



OHX-MT

OHX

Models

kW	BTU/Hr	Product #					cfm	T° Rise		T° Code ¹	Weight ²	
		208V (1 ph)	208V (3 ph)	240V (1 ph)	240V (3 ph)	480V (3 ph)		°C	°F		lb	kg
3.0	10236	OHX03008	OHX03038	OHX03000	OHX03030	OHX03034	350	18.0	32.2	T3A	188	85.3
5.0	17060	OHX05008	OHX05038	OHX05000	OHX05030	OHX05034	400	21.2	38.1	T3B	188	85.3
7.5	25590	OHX07508	OHX07538	OHX07500	OHX07530	OHX07534	600	22.4	40.4	T3B	188	85.3
10.0	34120	-	OHX10038	OHX10000	OHX10030	OHX10034	800	21.6	38.8	T3B	192	87.1
15.0	51180	-	OHX15038	-	OHX15030	OHX15034	1200	21.7	39.1	T3B	224	101.6
20.0	68240	-	-	-	-	OHX20034	1700	20.7	37.3	T3B	224	101.6
25.0	85300	-	-	-	-	OHX25034	2100	20.8	37.5	T3B	261	118.4
30.0	102360	-	-	-	-	OHX30034	3000	17.5	31.5	T3B	261	118.4
35.0	119420	-	-	-	-	OHX35034	3000	20.4	36.7	T3A	261	118.4

Options

Product # Kit	Product # Factory installed* Ouellet Reference		Description
-	24	B	Transformer and contactor for 24VAC (required for use with built-in or wall mount electronic thermostat)
-	DIS	D	Built-in disconnect switch
-	T1	-	Explosion-proof built-in bi-metal thermostat, range 5 °C (40 °F) to 25 °C (80 °F)
-	T2 ³	-	Explosion-proof, electronic thermostat (low voltage), 5 °C (40 °F) to 25 °C (80 °F) (suitable for 24 volt control circuit only)
-	L	P	Pilot light "heat on"
-	FC	F	Continuous fan operation
OUE-BTX2-15A-W-N-A	-	-	Explosion-proof, wall mount bi-metal thermostat, 5 °C (40 °F) to 25 °C (80 °F) (suitable for 24VAC or 120VAC control circuit)
OUE-XET1-1-W-N-A ³	-	-	Explosion-proof, electronic wall mount thermostat (low voltage), 5 °C (40 °F) to 25 °C (80 °F), (suitable for 24 volt control circuit only)
OUE-BLK1-W-N-A	-	-	Thermostat conversion kit allowing interchangeability from built-in thermostat to wall mount configuration
OUE-XDC-01	-	-	Explosion-proof wall mount disconnect switch, 600V, 50A max
OHX-MS	-	-	Hanging mounting bracket, all models. Ideal and economical if adequate overhead structure exists. Requires 1/2 in. (12.5 mm) pipe, cut and threaded (min. Sch. 40) not supplied.
OHX-MBX ⁴	-	-	Basic mounting bracket. Can be bolted or welded directly to structural steel or concrete.
OHX-MMX ⁴	-	-	Wall mounting bracket. Use in buildings that have substantial walls. The Z sections provide additional support where necessary.
OHX-MTX ⁴	-	-	Pipe mounting bracket. For buildings with insufficient strength to use other types of mounting brackets. Requires 3 in. (75 mm) pipe (3 1/2 in. [87.5 mm] O.D., min. Sch. 40) not supplied.
-	HCCX ^{4,5}	H1	Heresite P-413 baked phenolic coating of heat exchanger core only
-	HCBX ^{4,5}	H2	Heresite P-413 baked phenolic coating of louvers, fan blade, fan guard & cabinet parts
-	HCUX ^{4,5}	H3	Heresite P-413 baked phenolic coating of heat exchanger core, louvers, fan blade, fan guard & cabinet parts

* For factory installed options, add the option number to the product number. See the **Product Code** section inside the front cover.

¹ Temperature code: T3B = 165 °C (329 °F), T3A = 180 °C (356 °F).

² Shipping weight.

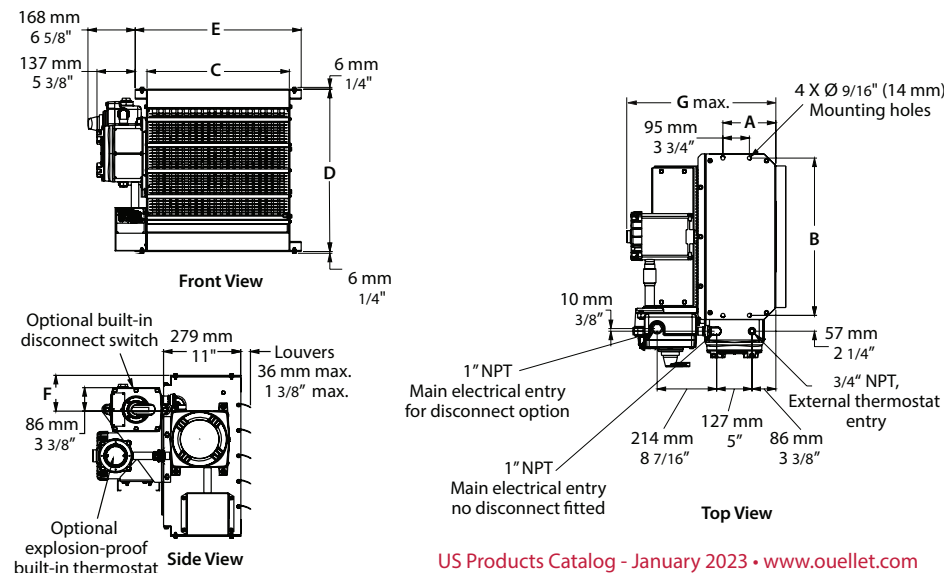
³ Built-in transformer and contactor for 24VAC are required, add « -24 » to the product number.

⁴ X = 1 (3 to 10kW units), 2 (15 to 20kW units), 3 (25 to 35kW units).

⁵ We do not Heresite coat the explosion-proof motor, control enclosure, aluminium conduit or any options such as disconnect or integral thermostat.


Allow additional 4 to 6 weeks lead time.

Standard color is red.



Models	3 to 10kW	15 to 20kW	25 to 35kW
Fan	12" 305 mm	16" 406.4 mm	20" 508 mm
Dim.	in. (mm)	in. (mm)	in. (mm)
A	7.5 (191)	7.5 (191)	7.5 (191)
B	18.2 (462)	22.3 (566)	26.3 (668)
C	16.3 (414)	20.3 (516)	24.3 (617)
D	19.0 (483)	23.0 (584)	27.0 (686)
E	19.5 (495)	23.5 (597)	27.5 (699)
F	3.1 (79)	5.1 (130)	7.1 (180)
G	22.3 (566)	22.3 (566)	23.3 (592)

XB Explosion-Proof Convection Heater



Features

Voltage

- 120V, 208V, 240V, 480V, 600V, 1-phase.

Construction

- Unique design.
- Efficient aluminum convector.
- Standard protective grille. **1**
- Low temperature convection.
- Sealed junction box. **2**

Heating element

- Tubular heating element inserted in an aluminum heat sink. **3**

Watt density

- Varies according to temperature code.

Control

- Built-in thermostat available.

Installation

- Built-in wall support. **4, 5**

Warranty

- 1-year warranty against defects.

Application

- Refinery, chemical storage, mining industry.

Maximum room temperature: 25 °C (77 °F).

Consult the Electrical Code in your area before installing this unit.

XB Models

Watts	Volts	Product #	Temperature Code ²	Type	L		M		Weight	
					in.	mm	in.	mm	lb	kg
Class I, Division 1, Groups A, B, C and D										
475	120	XB1-1047T2D11	T2D	1	10	254	7 5/16	184	10.0	4.5
1000	120	XB1-4100T2D11	T2D	1	23 7/16	594	7 5/16	184	20.0	9.1
1500	120	XB2-3150T2D11	T2D	2	16 3/4	424	16 1/8	410	30.0	13.6
1000	208	XB1-4100T2D21	T2D	1	23 7/16	594	7 5/16	184	20.0	9.1
1500	208 ¹	XB2-3150T2D21	T2D	2	16 3/4	424	16 1/8	410	30.0	13.6
2000	208 ¹	XB2-4200T2D21	T2D	2	23 7/16	594	16 1/8	410	40.0	18.1
3000	208 ¹	XB3-4300T2D21	T2D	3	23 7/16	594	25	635	60.0	27.2
4500	208 ¹	XB4-6450T2D21	T2D	4	30 1/8	765	33 15/16	860	100.0	45.4
1000	240	XB1-4100T2D31	T2D	1	23 7/16	594	7 5/16	184	20.0	9.1
1500	240 ¹	XB2-3150T2D31	T2D	2	16 3/4	424	16 1/8	410	30.0	13.6
2000	240 ¹	XB2-4200T2D31	T2D	2	23 7/16	594	16 1/8	410	40.0	18.1
3000	240 ¹	XB3-4300T2D31	T2D	3	23 7/16	594	25	635	60.0	27.2
4500	240 ¹	XB4-6450T2D31	T2D	4	30 1/8	765	33 15/16	860	100.0	45.4
1000	480	XB1-4100T2D71	T2D	1	17 3/4	451	7 5/16	184	20.0	9.1
2000	480 ¹	XB2-4200T2D71	T2D	2	17 3/4	451	16 1/8	410	40.0	18.1
3000	480 ¹	XB3-4300T2D71	T2D	3	17 3/4	451	25	635	60.0	27.2
4500	480 ¹	XB4-6450T2D71	T2D	4	30 1/8	765	33 15/16	860	100.0	45.4
Class I, Divisions 1 and 2, Groups A, B, C and D										
Class II, Divisions 1 and 2, Groups E, F and G - Class III, Division 1										
2250	120	XB3-6225T3B11	T3B	3	30 1/8	765	25	635	75.0	34.0
2250	208 ¹	XB3-6225T3B21	T3B	3	30 1/8	765	25	635	75.0	34.0
2250	240 ¹	XB3-6225T3B31	T3B	3	30 1/8	765	25	635	75.0	34.0
2250	480 ¹	XB3-6225T3B71	T3B	3	30 1/8	765	25	635	75.0	34.0

Options

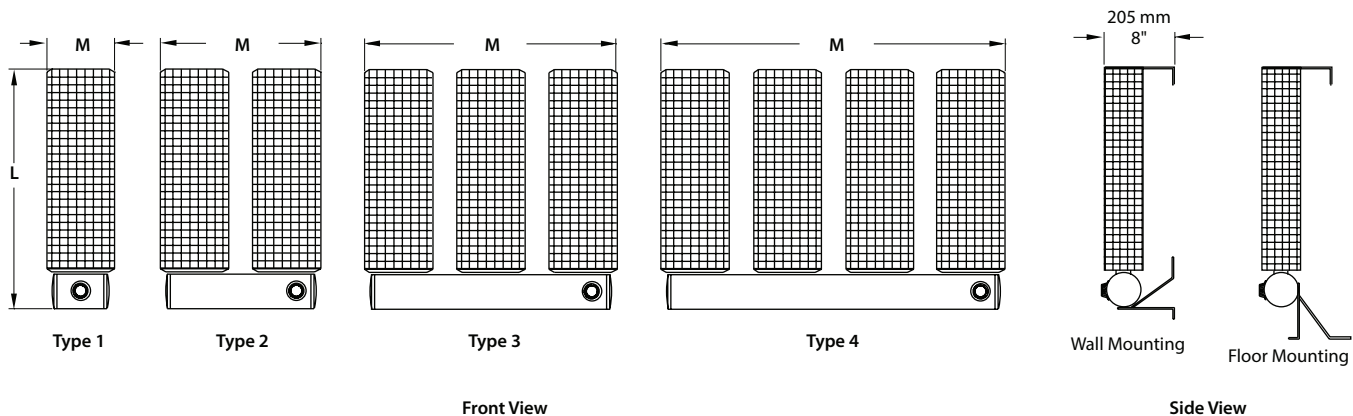
Product # Kit	Product # Factory installed*	Description
-	T	Single-pole thermostat for single phase units only
-	T2	Double-pole thermostat
XB-TM	-	Explosion-proof wall thermostat, range -18 °C to 40 °C (0 °F to 100 °F): 15A at 600V, 25A at 277V
XB-TM2	-	Double-pole explosion-proof wall thermostat, range -18 °C to 40 °C (0 °F to 100 °F): 15A at 600V, 25A at 277

* For factory installed options, add the option number to the product number. See the **Product Code** section inside the front cover.


¹ 3-phase models available upon request. If built-in thermostat is required, use the T2 or the XB-TM2 with 3-phase units.

² Temperature code: T2D = 215 °C (419 °F), T3B = 165 °C (329 °F).

For any other ratings and risk areas, contact our customer service.



OPX Explosion-Proof Sloped Top Convector Heater



Features

Color

- Standard: beige.

Voltage

- 120V, 208V, 240V, 347V, 480V, 600V, 1 or 3-phase.

Construction

- Sloped top, 18-gauge steel cabinet.
- Low temperature convection.
- Linear high-limit temperature control with automatic reset.
- Sealed junction box. **1**

Heating element

- Cooper tubular heating element with aluminum fins. **2**

Watt density

- Varies according to temperature code.

Control

- Built-in or wall thermostat available.

Installation

- Built-in wall brackets. **3**
- Minimum mounting height of 6 in. (152 mm) above the floor.

Warranty

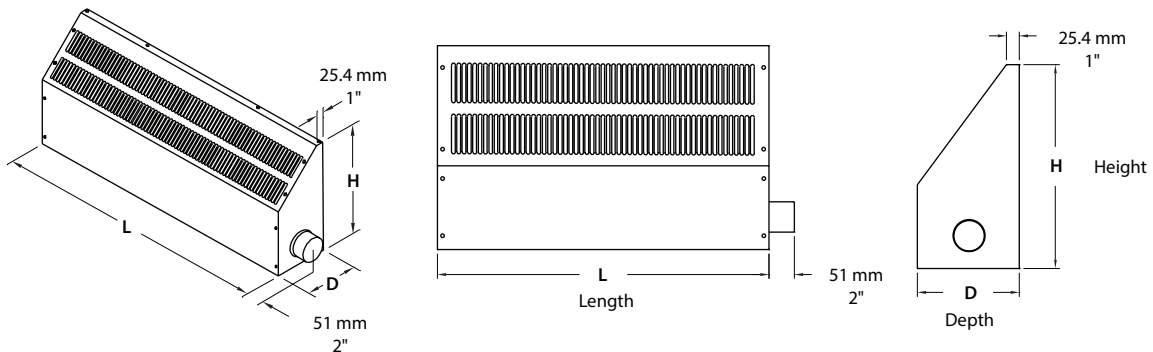
- 1-year warranty against defects.

Application

- Paint room, chemical storage, petrochemical plant, oil refinery, dry cleaning plant, coal handling facility.

Maximum room temperature: 40 °C (104 °F).

Consult the Electrical Code in your area before installing this unit.



Model	L		H		D		Weight	
	mm	in.	mm	in.	mm	in.	kg	lb
1	660	26	150	6	110	4 1/2	6	13
2	660	26	410	16	200	8	12	27
3	990	39	410	16	200	8	16	36
4	1710	67 1/2	410	16	200	8	27	60

OPX

Models

Watts	Product #						T° Code ²	Model
	120V (1 ph)	208V (1 ph)	208V (3 ph)	240V (1 ph)	480V (3 ph)			
Class I, Groups B³, C and D, Divisions 1 and 2								
500	OPX2A0502	OPX2A0508	-	OPX2A0500	-		T2A	1
1000	OPX2A1002	OPX2A1008	-	OPX2A1000	-		T2A	1
1800	OPX2A1802	OPX2A1808	-	OPX2A1800	OPX2A1834-CTT		T2A	2
2500	-	OPX2A2508	OPX2A2538-CTT	OPX2A2500	OPX2A2534-CTT		T2A	2
3600	-	OPX2A3608	OPX2A3638-CTT	OPX2A3600	OPX2A3634-CTT		T2A	3
4400	-	-	OPX2A4438-CTT	OPX2A4400	OPX2A4434-CTT		T2A	3
6500	-	-	OPX2A6538-CTT	OPX2A6500-CTT	OPX2A6534-CTT		T2A	4
7500	-	-	OPX2A7538-CTT	OPX2A7500-CTT	OPX2A7534-CTT		T2A	4
9500	-	-	OPX2A9538-CTT	OPX2A9500-CTT	OPX2A9534-CTT		T2A	4
Class I, Groups B³, C and D, Divisions 1 and 2								
500	OPX3A0502	OPX3A0508	-	OPX3A0500	-		T3A	1
1400	OPX3A1402	OPX3A1408	-	OPX3A1400	-		T3A	2
2300	OPX3A2302	OPX3A2308	OPX3A2338-CTT	OPX3A2300	OPX3A2334-CTT		T3A	3
3200	-	OPX3A3208	OPX3A3238-CTT	OPX3A3200	OPX3A3234-CTT		T3A	4
5000	-	-	OPX3A5038-CTT	OPX3A5000	OPX3A5034-CTT		T3A	4
Class II, Groups E, F and G, Divisions 1 and 2								
500	OPX3C0502	OPX3C0508	-	OPX3C0500	-		T3C	1
1000	OPX3C1002	OPX3C1008	-	OPX3C1000	-		T3C	2
1700	OPX3C1702	OPX3C1708	-	OPX3C1700	OPX3C1734-CTT		T3C	3
3200	-	OPX3C3208	OPX3C3238-CTT	OPX3C3200	OPX3C3234-CTT		T3C	4

Options

Product # Kit	Product # Factory installed*	Description
-	CTT ¹	24V contactor and control transformer
-	T ¹	Class I and II, Groups C, D, E, F and G single-pole thermostat
-	TGRB ¹	Class I and II, Groups B, C, D, E, F and G single-pole thermostat
XB-TM	-	Explosion-proof wall thermostat, range de -18 °C to 40 °C (0 °F to 100 °F) : 15A at 600V, 25A at 277V
-	C1 ⁴	Galvanized steel cabinet wet area approved (Type 3)
-	C2 ⁴	304 stainless steel cabinet corrosion and wet area approved (Type 3)

* For factory installed options, add the option number to the product number. See the **Product Code** section inside the front cover.

¹ No factory installed option available for model 1.

² Temperature code: T2A = 280 °C (536 °F), T3A = 180 °C (356 °F), T3C = 160 °C (320 °F).

³ For Group B applications, if the convector requires a built-in thermostat, use the TGRB option.

⁴ See features below.

For any other ratings and risk areas, contact our customer service.

Standard color is beige.

Features of the C1 Option

Galvanized steel cabinet wet area approved with a baked on powder coating.

Elements with a chromate coating.

A gasketed terminal box cover (O-ring).

The option C1 is not available with the T option and the TGRB option. Allow a 4 weeks production lead time.

Features of the C2 Option

304 stainless steel cabinet corrosion and wet area (Type 3) approved with a baked on powder coating.

Elements with a chromate coating.

A gasketed terminal box cover (O-ring).

ONLY the cabinet is upgraded to stainless steel.

The option C2 is not available with the T option and the TGRB option. Allow a 4 weeks production lead time.

- OSM-AF** AirForce™ Multi Nozzle High Velocity Hand Dryer
- OSM-AD** AirDuo Hand and Hair Dryer
- OSM-AM** AirMulti Multi-Voltage Hand Dryer



AirMulti only



Features

AirForce™ Multi Nozzle High Velocity Hand Dryer

Color

- White, chrome.

Finish

- White: epoxy paint incorporated with SteriTouch® antimicrobial additive.
- Chrome: plating.

Voltage

- 120V, 240V, 1-phase.

Construction

- Die cast aluminum housing.

Sound level

- 85.1 dBA with hands.

Heating element

- No heating element.

Control

- Activated by an automatic active infrared sensor controlled by a circuit board with 1-second run-on time and 30-second vandal shut-off.

Installation

- Surface-mounted.

Warranty

- 5-year warranty against defects.

AirDuo

Hand and Hair Dryer

Color

- Standard: white.

Finish

- Standard: epoxy paint.

Voltage

- 120V, 240/208V, 1-phase.

Construction

- Die cast aluminum housing.

Sound level

- 74 dBA with hands.

Heating element

- Helical coil nickel-chromium alloy wire protected by mica insulator.

Control

- Pushbutton with micro-switch activated timer. Time cycle setting can be adjusted in the field from 15-second to 3-minute.

Installation

- Surface-mounted.

Warranty

- 5-year warranty against defects.

AirMulti

Multi-Voltage Hand Dryer

Color

- Standard: white.

Finish

- Standard: epoxy paint.

Voltage

- Automatically adjusts itself to all power conditions, from 100V to 240V.

Construction

- Die cast aluminum housing.

Sound level

- 76 dBA with hands.

Heating element

- Helical coil nickel-chromium alloy wire protected by mica insulator.

Control

- Automatic infrared sensor.

Installation

- Surface-mounted.

Warranty

- 2-year warranty against defects.

Models

Product #	Color	Watts	Volts	Weight	
				lb	kg
AirForce™					
J-974	White	1100	120	7.0	3.2
J4-974	White	1100	240	7.0	3.2
J-970	Chrome	1100	120	7.0	3.2
J4-970	Chrome	1100	240	7.0	3.2
AirDuo					
OAD1802BL	White	1800	120	18.0	8.2
OAD1800BL	White	1800/1350	240/208	18.0	8.2
AirMulti					
OAM1150BL	White	1150	100 to 240	10.0	4.6

OSM-VD OSM-SD

VERDEdri™ Slim Profile High Velocity Hand Dryer

SMARTdri™ Plus Versatile Hand Dryer



VERDEdri™



SMARTdri™



VERDEdri™

IP24



SMARTdri™ Plus



IP24

Features

VERDEdri™

Slim Profile High Velocity Hand Dryer

Color

- Standard: white.
- Optional: black, brushed stainless steel.

Voltage

- Universal voltage 110 to 240V, 1-phase.

Construction

- Die cast aluminum housing.
- Optional Hepa filter.

Sound level

- 87 dBA with hands high speed.
- 70 dBA with hands low speed.

Heating element

- No heating element.

Control

- Adjustable two speed controls to customize drying time, sound level and energy savings.

Installation

- ADA compliant surface-mounted.

Warranty

- 5-year warranty against defects.

SMARTdri™ Plus

Versatile Hand Dryer

Color

- Standard: white.
- Optional: black, brushed stainless steel.

Voltage

- 120V, 240/208V, 1-phase.

Construction

- Die cast aluminum housing.

Sound level

- 73 to 85 dBA with hands.

Heating element

- Helical coil nickel-chromium alloy wire protected by mica insulator.

Control

- 3 speeds motor settings and on/off heating option.

Installation

- Surface-mounted.

Warranty

- 5-year warranty against defects.

Models

Product #	Color	Watts	Volts	Weight	
				lb	kg
VERDEdri™					
Q-974A	White	950	110 to 240	9.8	4.4
Q-162A	Black	950	110 to 240	9.8	4.4
Q-973A	Stainless steel	950	110 to 240	11.3	5.1
SMARTdri™ Plus					
K-974P	White	400-1200	120	11.6	5.2
K4-974P	White	425-1250	240/208	11.6	5.2
K-162P	Black	400-1200	120	11.6	5.2
K4-162P	Black	425-1250	240/208	11.6	5.2
K-973P	Stainless steel	400-1200	120	14.2	6.4
K4-973P	Stainless steel	425-1250	240/208	14.2	6.4

Option¹

Product # Kit	Description
93-10292	Hepa filter

¹ For VERDEdri™ only.

GT130

Smart Gateway



Zigbee



OTH4000-ZB

Smart Thermostat - Zigbee



Zigbee



CSA-C828-13
Performance Standard
ICES-003 Standard Compliant



Remote access requires an Internet connection.

Remote access requires an Internet connection and a GT130 smart gateway (not included).

GT130 Features

Type

- Smart gateway that provides remote access to the OTH3600-GA-ZB and OTH4000-ZB.
- Transmitter module:
IC: 22394-ZBM1501, 21098-ESPWROOM32
FCC ID: 2AK2T-ZBM1501, 2AC 7Z-ESPWROOM32

Color

- Standard: black.

Voltage

- 120V adapter included.

Internet connection

- Ethernet cable included.

Protocol

- Secure and encrypted.

Installation

- Desk support included.

Application

- Zigbee-compatible controls.

Warranty

- 3-year warranty against defects.

OTH4000-ZB Features

Type

- Programmable electronic proportional pulsing line voltage smart thermostat.
- Transmitter module:
IC: 22394-ZBM1501

Color

- Standard: white.

Voltage

- 120/208/240V, 60 Hz.

Rating

- Maximum load: 16.7A at 120/208/240V.
- Minimum load: 1.25A at 120/208/240V.

Control

- 10-minute cycle (forced-air heater) or 15-second cycle (convector).
- Resolution: 0.5 °C (1 °F).
- Precision: ± 0.15 °C (0.27 °F) on 15-second cycle.
- Precision: ± 0.5 °C (1 °F) on 10-minute cycle.

Temperature range

- 5 °C (41 °F) to 30 °C (86 °F).

Display

- Digital screen with black backlit.
- Display forced-air heater mode and keypad lock (when activated).
- Outside temperature display.
- Temperature display format (°C or °F) and time format (24h or 12h).
- Programming features are accessible only through the Neviweb app. The connectivity requires a GT130 smart gateway.

Installation

- 2-wire thermostat, easy to install.

Application

- Baseboard heater, radiant ceiling, convector and forced-air convector.

Warranty

- 3-year warranty against defects.

Models

Product #	Description	Watts	Volts
GT130	Smart gateway that provides remote access to the OTH3600-GA-ZB and OTH4000-ZB	-	-
OTH4000-ZB	Smart thermostat - Zigbee	2000/3465/4000	120/208/240

Standard color is black.
Standard color is white.

OTH3600-GA

Non Programmable Electronic Thermostat for Floor Heating System



Compliance with standard
CAN/CSA-C828-13

OTH3600P-GA

Programmable Electronic Thermostat for Floor Heating System



Compliance with standard
CAN/CSA-C828-13

OTH3600-GA Features

Type

- Non programmable, electronic, double-pole, 4-wire thermostat for floor heating system.

Color

- Standard: white.

Voltage

- 120/208/240V, 50/60 Hz.

Rating

- 15A at 120/208/240V.

Control

- 15-minute cycle.
- Resolution and precision: $\pm 0.5^\circ\text{C}$ (1°F).
- Auxiliary contact offers the possibility of controlling supplemental heat sources to be added by either using a slave module (TR1310-120-240GA) for heated floors or using a low voltage relay and a low voltage transformer for an electric heater.

Temperature range

- Floor: 5°C (40°F) to 30°C (86°F).
- Ambient: 5°C (40°F) to 30°C (86°F).

Temperature control mode

- A mode: Ambient temperature control and possibility of limiting the temperature of the floor using an external temperature sensor.
- F mode: Floor temperature control using and external temperature sensor and possibility of limiting the ambient temperature.

Display

- Digital display of actual and setpoint temperature ($^\circ\text{C}$ or $^\circ\text{F}$), heating level.
- GFCI fault indicator.
- Backlit.

Installation

- 4-wire thermostat with ambient and floor sensor.

Warranty

- 3-year warranty against defects.

OTH3600P-GA Features

Type

- Programmable, electronic, double-pole, 4-wire thermostat for floor heating system.

Color

- Standard: white.

Voltage

- 120/208/240V, 50/60Hz.

Rating

- 15A at 120/208/240V.

Control

- 15-minute cycle.
- Resolution and precision: $\pm 0.5^\circ\text{C}$ (1°F).
- Auxiliary contact offers the possibility of controlling supplemental heat sources to be added by either using a slave module (TR1310-120-240GA) for heated floors or using a low voltage relay and a low voltage transformer for an electric heater.

Temperature control mode

- A mode: Ambient temperature control and possibility of limiting the temperature of the floor using an external temperature sensor.
- F mode: Floor temperature control using and external temperature sensor and possibility of limiting the ambient temperature.

Temperature range

- Floor: 5°C (40°F) to 30°C (86°F).
- Ambient: 5°C (40°F) to 30°C (86°F).

Display

- Digital display of actual and setpoint temperature ($^\circ\text{C}$ or $^\circ\text{F}$), heating level, actual mode and clock (12 or 24-hour format).
- Temperature setpoint and settings are permanently recorded.
- Time and date retained up to 8 hours during a power outage.
- GFCI fault indicator.
- Backlit.

Program

- 7 days, 4 settings/day.
- Pre-programmed or personalized schedule.

Mode

- Automatic, Manual, No freeze and Sleep.
- Boost (timer) available in ambient mode with auxiliary contact.

Installation

- 4-wire thermostat with ambient and floor sensor.

Warranty

- 3-year warranty against defects.

OTH3600-GA-ZB

Smart Thermostat - Zigbee
for Floor Heating System



TH1310WF

Smart thermostat - Wi-Fi
for floor heating system



OTH3600-GA-ZB & TH1310WF Features

Type

- Programmable, electronic, double-pole, 4-wire smart thermostat for floor heating system.

Color

- Standard: white.

Voltage

- 120/208/240V, 50/60Hz.

Rating

- 15A at 120/208/240V.

Control

- 15-minute cycle.
- Resolution and precision: ± 0.5 °C (1 °F).
- Auxiliary contact offers the possibility of controlling supplemental heat sources to be added by either using a slave module (TR1310-120-240GA) for heated floors or using a low voltage relay and a low voltage transformer for an electric heater.

Temperature control mode

- A mode: Ambient temperature control and possibility of limiting the temperature of the floor using an external temperature sensor.
- F mode: Floor temperature control using and external temperature sensor and possibility of limiting the ambient temperature.

Temperature range

- Floor: 5 °C (40 °F) to 36 °C (96 °F).
- Ambient: 5 °C (40 °F) to 36 °C (96 °F).

Display

- Digital display of actual and setpoint temperature (°C or °F), heating level, actual mode and clock (12 or 24-hour format).
- Outside temperature display.
- Temperature setpoint and settings are permanently recorded.
- GFCI fault indicator (ground fault circuit interrupter).
- Black backlit.

Program

- Programming features are accessible only through the Neviweb app.
OTH3600-GA-ZB: The connectivity requires a GT130 smart gateway.
TH1310WF: The connectivity requires a Wi-Fi signal.

Installation

- 4-wire thermostat with ambient sensor and floor sensor.

Warranty

- 3-year warranty against defects.



TR1310 Features

The TR1310 series slave units are specially designed for large floor heating applications exceeding 15 Amps. They drive their own part of the floor and are also equipped with a ground fault circuit interrupter (GFCI). These modules, which are controlled by a main thermostat of the OTH3600 series, require only one thermostat to regulate large areas.

Models

Product #	Description	Amp.	Volts	Protection
OTH3600-GA ^{2,3}	Non programmable electronic thermostat for floor heating system	15	120/208/240	Class A GFCI 5 mA ¹
OTH3600P-GA ^{2,3}	Programmable electronic thermostat for floor heating system			
OTH3600-GA-ZB ^{2,3}	Smart thermostat - Zigbee for floor heating system			
TH1310WF ^{2,3}	Smart thermostat - Wi-Fi for floor heating system	-	-	-
TR1310-120-240GA ³	Slave unit for floor heating system	-	-	-
GT130 ⁴	Smart gateway that provides remote access to the OTH3600-GA-ZB and OTH4000-ZB	-	-	-

¹ GFCI: Ground fault circuit interrupter.

² 15' (4.6 m) floor sensor included.

³ Standard color is white.

⁴ Standard color is black.

Use of the Works with Apple badge means that an accessory has been designed to work specifically with the technology identified in the badge and has been certified by the developer to meet Apple performance standards. Apple is not responsible for the operation of this device or its compliance with safety and regulatory standards. HomeKit is a trademark of Apple Inc. Neviweb[®] is a registered trademark of Sinopé Technologies Inc. in Canada and the United States. Apple and the Apple logo are trademarks of Apple Inc., registered in the U.S. and other countries. App Store is a service mark of Apple Inc., registered in the U.S. and other countries. Google Play and the Google Play logo are trademarks of Google Inc. The Wi-Fi CERTIFIED[™] Logo is a certification mark of Wi-Fi Alliance[®].

OTH3000, 4000, 5007

Non Programmable Electronic Thermostats

OTH3000P, 4000P

Programmable Electronic Thermostats



CSA-C828-13
Performance Standard
(except OTH5007)

ICES-003 Standard
Compliant
(except OTH5007)

Features

Type

- Electronic proportional pulsing line voltage thermostat.

Color

- Standard: white.

Voltage

- OTH3000-A, OTH4000-A, OTH3000P-A and OTH4000P-A: 120/208/240V, 50/60 Hz.
- OTH5007: 277/347V, 50/60 Hz.

Rating

- Maximum load:
 - OTH3000-A and OTH3000P-A: 12.5A at 120/208/240V.
 - OTH4000-A and OTH4000P-A: 16.7A at 120/208/240V.
 - OTH5007: 14.4A at 277/347V.
- Minimum load: 1.25A at 120/208/240/277/347V.

Control

- 10-minute cycle (fan-forced convector) or 15-second cycle (convector).
- Resolution: 0.5 °C (1 °F).
- Precision: ± 0.15 °C (0.27 °F) on 15-second cycle.
- Precision: ± 0.5 °C (0.1 °F) on 10-minute cycle.

Temperature range

- 5 °C (41 °F) to 30 °C (86 °F).

Display

- Digital screen with white LED backlit (except OTH5007).
- Display fan-forced heater mode and keypad lock (when activated).
- Choice of temperature display format (°C or °F) and for programmable thermostats, time format (24h or 12h).

Other feature

- Temperature setpoints recorded permanently in case of a power outage.
- Ability to set minimum and maximum setpoints.
- Night light mode for the display LED (except OTH5007).

Installation

- 2-wire thermostat, easy to install.

Application

- Baseboard heater, radiant ceiling, convactor and fan-forced convactor.

Warranty

- 3-year warranty against defects.

Features OTH3000P, 4000P

Program

- Programming available for up to 4 periods a day.

Mode

- Automatic, Manual, Economy.

Other feature

- Early start of the heating period.

Models

Product #	Description	Watts	Volts
OTH3000-A	Non programmable electronic proportional pulsing line voltage thermostat	1500/2600/3000	120/208/240
OTH4000-A		2000/3465/4000	120/208/240
OTH5007		4000/5000	277/347
OTH3000P-A	Programmable electronic proportional pulsing line voltage thermostat	1500/2600/3000	120/208/240
OTH4000P-A		2000/3465/4000	120/208/240

Standard color is white.

OTH24

Low Voltage Non Programmable Electronic Thermostat (2 outputs)



OTH24-AFR

Low Voltage Programmable Electronic Thermostat (2 outputs)



Features

Type

- Low voltage electronic thermostat.

Color

- Standard: white.

Voltage

- 24Vac, 50/60 Hz.

Power

- 1A per output (2 outputs).

Mode

• First output (main):

A mode: Ambient temperature control.

Note: Floor temperature can be controlled using an external temperature sensor when a floor heating cable is used as the heating source.

F mode: Floor temperature control using an external temperature sensor with ability to control the ambient temperature.

• Second output (auxiliary):

The second output is activated if the first heating system controlled by the first output cannot reach the temperature setpoint.

Control

- 15-second cycle or 5, 10, 15, 20, 25, 30-minute cycle (individually adjustable on each output).
- Adjustment of the minimum Time ON and minimum Time OFF on the main output. Defines the minimum time for which the output

- can be turned ON or turned OFF (used for heating system with a purge).
- Pump exercise OFF/ON (if set to ON, the thermostat activates its main output for 1 minute every 24 hours to prevent pump from seizing).
- Resolution: 0.5 °C (1 °F).

Display

- Digital display of ambient temperature (°C or °F), heating level indicator and temperature setpoint.
- Backlit - permanent or activated on request.
- Temperature setting recorded permanently.

Temperature range

- 5 °C to 36 °C (41 °F to 97 °F).

Storage Temperature

- -20 °C to 50 °C (-4 °F to 158 °F).

Installation

- 3-wire thermostat (minimum).

Application

- 2 low voltage outputs that can be connected using a 24V relay and a transformer to control electric baseboard heaters, convectors, forced-air convectors, electric heating floors, water pumps and boilers. Note: Select the cycle according to the type of heating.

Warranty

- 3-year warranty against defects.

OTH24-AFR Features

Configuration

- "Installer" configuration menu used to lock certain thermostat functions with a 4-digit code. Ideal for restricting access to programming functions or to the temperature setpoint.

Mode

• First output (main):

P mode: Proportional control with fixed cycle rate. This mode works without using a temperature sensor (ideal for controlling radiant heating units).

- "Boost" (timer) function on the auxiliary output (only available in Ambient or Proportional mode).

Program

- 4 programming modes:
 - No freeze: The thermostat maintains a temperature setpoint of 5 °C (41 °F).
 - Manual: All settings must be adjusted manually.
 - Automatic: The thermostat automatically changes the temperature settings according to the programmed settings:
 - "5-2": One program for weekdays and one for the weekend.
 - "7": A different program for every day of the week.
 - Off (Sleep mode).

Models

Product #	Description	Amp.	Volts
OTH24	Low voltage non programmable electronic thermostat (2 outputs)		
OTH24-AFR	Low voltage programmable electronic thermostat (2 outputs)	1A	24

Mechanical and Electronic Thermostats



Mechanical Low Voltage Thermostat

Product #	Description
T822K1018	Mechanical low voltage thermostat, Fahrenheit, 50 °F to 90 °F

Standard color is white.

Mechanical Line Voltage Thermostats

Product #	Description	Temperature
OTL221	Mechanical thermostat, single-pole, single-throw, 22A at 120/208/240/277V, Celsius and Fahrenheit	5 °C to 32 °C 41 °F to 90 °F
OTL222	Mechanical thermostat, double-pole, single-throw, 22A at 120/208/240/277V, Celsius and Fahrenheit	5 °C to 32 °C 41 °F to 90 °F

Standard color is white.

Programmable Battery-Powered Electronic Thermostat (Low or Line Voltage)

Product #	Amp.	Volts	Description
TH140-28-01-B	5A (resistive) 2A (inductive)	24/120/240	Programmable battery-powered electronic thermostat


Standard color is white.

Double-Pole Line Voltage Electronic Thermostat

Product #	Price	Watts	Volts	Amp.	Description
TH114-A-240D		3600	240/208	15	Non programmable electronic double-pole line voltage thermostat

Standard color is white.

Low Voltage Relays



On/Off Relays

Product #	Volts 60 Hz	Resistive Charge (A)
RC840	120/208/240 347	22 18
R841D1036	600	10
RC840T-120	120	22
RC840T-240	208/240	22
RC840T-347	347	18
R841C1151	600	10

Note: Not recommended for fast-cycling modulated regulation (more than 6 cycles/hr). For fast-cycling heating equipment Solid State Relay. Meant for external installation only. For installation inside heaters, refer to the options table of the concerned product series.

Triac Relays

Product #	Volts 60 Hz	Resistive Charge (A)	Input Signal
RT850	100 to 347	23	4-32VDC, 24VAC
CCT-25-1-C1	208/240/347	25	3-32VDC, 24VAC
CCT-30-1-C2	48-600	30	3-32VDC, 24VAC
RT850T-240	208/240	23	19.2/24VAC
RT850T-347	347	23	24VAC
CCT-25-1-C2-T	208/240/347	25	14.4/16.6/19.2/24VAC

Note: Meant for external installation only. For installation inside heaters, refer to the options table of the concerned product series.

Universal Guards



Universal Guards

Product #	Description	Inside Dimension (Length X Height X Depth)
F29-0143	Clear plastic thermostat guard	6 3/8 in. X 3 1/2 in. X 3 in.
F29-0198	Metal thermostat guard	8 1/4 in. X 5 3/8 in. X 3 1/2 in.
F29-0193	Metal thermostat guard	6 in. X 3 13/16 in. X 3 1/8 in.

Wall Thermostats Reference Chart

Thermostat Models									
The suggested thermostats may be incompatible with certain voltage or power levels of the product line; please consult the thermostat instruction manual to verify compatibility.									
Series	OTH3000-A OTH3000P-A OTH4000-ZB	OTH4000-A OTH4000P-A	OTH5007	OTH3600-GA OTH3600P-GA OTH3600-GA-ZB TH1310WF	OTH24 OTH24-AFR with built in relay or RT850 ¹	OTH24 OTH24-AFR RC840 ^{1,2}	TH140	OTL221 ² OTL222 ²	Other
Residential/Commercial/Institutional									
Convection Heaters									
RBH									
ODL									
ONC									
Forced-Air Wall Heaters									
OVC	2	2	2			2			
OVS	2	2	2			2			
OVR	2	2	2			2			
OAC									
OAWH									
OVE	2	2				2			
Furnaces									
OFE-A						3			
OFE-ECM						3			
Radiant Heaters									
ORC									
ORP									
OKB									
OTM									
OTR									
OWF-R									
OWC									
OWS-T									ETO2, DS-2C
Specialty Heaters									
OFB	2	2				2			
OCP	2	2				2			
OFH	2	2				2			
ORA									
Forced-Air Ceiling Heaters									
OVSP	2	2	2			2			
OACP									
ODS									
OCA									
Space/Unit Heaters									
OHV									
Industrial									
OAS									
OWD									OWD-TM
OHX									OUE-BTX2-15A-W-N-A OUE-XET1-1-W-N-A
XB									XB-TM
OPX									XB-TM
Architectural									
Draft Barrier Heaters									
OPPM									
OMB									
ODB									
ODI									
ODBA									
ODIA									
OCB									
OHB									
OPR									
OTS									
Cabinet Convector Heaters									
OLA									
OLI									
OPA									
OPI									

¹ Optional built-in on/off relay or triac relay available.

² Long cycle mode.

³ Relay not required. One heating stage only.

Electrical Fundamentals

Ohm's Law

The relationship between Wattage (heat) output and the applied Voltage of electric resistance heating elements is determined by a precise physical rule defined as Ohm's Law which states that the current in a resistance heating element is directly proportional to the applied Voltage. Ohm's Law is traditionally expressed as:

$$I = \frac{E}{R} \quad \text{Where: } I = \text{Amperes (Current)}$$

$$E = \text{Voltage}$$

$$R = \text{Ohms (Resistance)}$$

The same equation using the conventional abbreviation for voltage is:

$$I = \frac{V}{R} \quad \text{Where: } I = \text{Amperes (Current)}$$

$$V = \text{Voltage}$$

$$R = \text{Ohms (Resistance)}$$

An unknown electrical value can be derived by using any two known values in one of the variations of Ohm's Law shown at the right.

VOLTS

$$\text{VOLTS} = \sqrt{\text{WATTS} \times \text{OHMS}}$$

$$\text{VOLTS} = \frac{\text{WATTS}}{\text{AMPERES}}$$

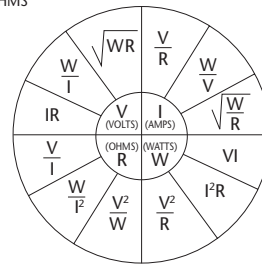
$$\text{VOLTS} = \text{AMPERES} \times \text{OHMS}$$

AMPERES

$$\text{AMPERES} = \frac{\text{VOLTS}}{\text{OHMS}}$$

$$\text{AMPERES} = \frac{\text{WATTS}}{\text{VOLTS}}$$

$$\text{AMPERES} = \sqrt{\frac{\text{WATTS}}{\text{OHMS}}}$$



OHMS

$$\text{OHMS} = \frac{\text{VOLTS}}{\text{AMPERES}}$$

$$\text{OHMS} = \frac{\text{WATTS}}{\text{AMPERES}^2}$$

$$\text{OHMS} = \frac{\text{VOLTS}^2}{\text{WATTS}}$$

WATTS

$$\text{WATTS} = \text{VOLTS} \times \text{AMPERES}$$

$$\text{WATTS} = \text{AMPERES}^2 \times \text{OHMS}$$

$$\text{WATTS} = \frac{\text{VOLTS}^2}{\text{OHMS}}$$

Electric Current Draw Table

For the U.S. only: The nominal current of the unit must not exceed 80% of the capacity of the disconnect.

Power kW	Voltage (ph)						
	120V (1)	208V (1)	208V (3)	240V (1)	240V (3)	277V (1)	480V (3)
0.3	2.50	1.45	0.83	1.25	0.72	1.09	0.36
0.4	3.34	1.92	1.11	1.67	0.97	1.45	0.49
0.5	4.17	2.41	1.39	2.09	1.21	1.81	0.61
0.6	5.00	2.89	1.66	2.50	1.45	2.17	0.72
0.75	6.25	3.61	2.09	3.13	1.81	2.71	0.91
0.8	6.67	3.85	2.23	3.34	1.93	2.89	0.97
1.0	8.34	4.81	2.78	4.17	2.41	3.61	1.21
1.2	10.00	5.77	3.34	5.00	2.89	4.34	1.45
1.25	10.42	6.01	3.47	5.21	3.01	4.52	1.51
1.4	11.67	6.73	3.89	5.84	3.38	5.06	1.40
1.5	12.50	7.22	4.17	6.25	3.61	5.42	1.81
1.6	13.34	7.70	4.45	6.67	3.86	5.78	1.93
1.75	14.59	8.42	4.87	7.30	4.22	6.32	2.11
2.0	16.67	9.62	5.56	8.34	4.82	7.22	2.41
2.25	18.75	10.82	6.25	9.38	5.42	8.13	2.71
2.5	20.84	12.02	6.95	10.42	6.02	9.03	3.01
3.0	25.00	14.43	8.34	12.50	7.23	10.83	3.61
4.0	33.34	19.23	11.12	16.67	9.64	14.44	4.82
4.5	37.50	21.64	12.50	18.75	10.84	16.25	5.42
5.0	41.67	24.04	13.90	20.84	12.05	18.05	6.02
6.0	50.00	28.85	16.68	25.00	14.45	21.66	7.23
7.5	62.50	36.06	20.84	31.25	18.06	27.08	9.03
8.0	66.67	38.47	22.23	33.34	19.27	28.88	9.64
9.0	75.00	43.27	25.01	37.50	21.68	32.49	10.84
10.0	83.34	48.08	27.79	41.67	24.09	36.11	12.05
12.0	100.00	57.70	33.25	50.00	28.90	43.33	14.45
14.0	116.67	67.31	38.91	58.33	33.72	50.54	16.86
15.0	125.00	72.12	41.69	62.50	36.13	54.16	18.06
18.0	150.00	86.54	50.02	75.00	43.35	64.99	21.68
20.0	166.67	96.16	55.58	83.34	48.17	72.21	24.09
24.0	200.00	115.39	66.69	100.00	57.80	86.65	28.90
25.0	208.34	120.20	69.48	104.17	60.21	90.26	30.11
30.0	250.00	144.23	83.37	125.00	72.25	108.31	36.13
35.0	291.67	168.27	97.27	145.84	84.30	126.36	42.15
40.0	333.34	192.31	111.16	166.67	96.34	144.41	48.17
45.0	375.00	216.35	125.06	187.50	108.38	162.46	54.19
50.0	416.67	240.39	138.95	208.34	120.43	180.51	60.21
55.0	458.34	264.43	152.85	229.17	132.47	198.56	66.24
60.0	500.00	288.47	166.75	250.00	144.51	216.61	72.25

FAQ

What is required for properly sizing a heater in my room?

- If you have a room with 8 feet ceiling height; you can calculate the square footage times 10 watts per square foot.
- If your ceiling is higher than 8 feet; calculate the cubic footage L x W x H and multiply by 1 watt per cubic foot .
- If you plan on heating a garage calculate the cubic footage L x W x H and multiply by 1 watt per square foot and multiply the square footage for each garage door by 48 (watts per square foot) and add this amount to the cubic footage. This will be the amount required to heat the garage.

Are 120 volts and 240 volts heaters interchangeable?

- A 240 volts heater run at 120 volts will produce 1/4 of the rated wattage. A 120 volts heater run at 240 volts will be destroyed and could cause fire damage to the building.

If I know the BTU's required; how do I calculate the watts required?

- Watts = BTU/3.412 (1 Watt = 3.41 BTU)

Calculating Temperature Rise?

- Sometimes your heater does not feel like it is putting out enough heat. Why not, you ask?
- Temperature rise is calculated by taking the kW times the constant 3167 divided by the CFM. For instance:
5kW x 3167/300CFM = 15835/300CFM = 52.8 °F. If your ambient temperature is 60 °F the outlet air is 112 °F.

Cross Reference Chart

Electric Baseboard Heater 240/208V

Watts	Ouellet	Chromalox	Berko	Dimplex	Markel	Qmark	Watts	Ouellet	Chromalox	Berko	Dimplex	Markel	Qmark
300/225	RBH0300	-	BKOC2542W	-	H2903-0245	QMK-2542W	1500/1125	RBH1500	EB4015W31	BKOC2546W	TB6615W31	H2915-0725	QMK-2546W
500/375	RBH0500	EB2005W31	BKOC25426W	TB3005W31	H2905-0285	QMK-25426W	1750/1313	RBH1750	-	-	-	H2917-0845	-
750/563	RBH0750	EB2507W31	BKOC2543W	TB3607W31	H2907-0405	QMK-2543W	2000/1500	RBH2000	EB5020W31	BKOC2548W	TB8420W31	H2920-0965	QMK-2548W
1000/750	RBH1000	EB3010W31	BKOC2544W	TB4810W31	H2910-0485	QMK-2544W	2250/1688	RBH2250	-	-	-	-	-
1250/938	RBH1250	EB3512W31	BKOC2545W	TB6012W31	H2912-0605	QMK-2545W	2500/1875	RBH2500	EB6025W31	BKOC25408W	TB10225W31	H2925-1205	QMK-25408W

Other Products

Ouellet	Berko	Cadet	Chromalox/Dimplex	King	Markel	Qmark	Raywall	Stelpro
OAC	VFK, FRA/FRC	NLW	RFI/V/F	EFW	3310/3320	CWH/LFK	3310/3320	-
OACP	QFF	-	RFI/V/F	LPWC	3380	EFF	3380	-
OAE	HUH524TA	-	CUH05B31TG	KBP/EKB	5600	MWUH5004	5600	ARUH
OAS	ARUH	-	EU/EUX	KB	UH	IUH/PUH	UH	-
OAU	-	-	-	-	-	-	-	-
OAWH	FRC	-	EWA	LPWA/KAWH	3450/3420	AWH	AFC/AFH	-
OCA	CUH	-	-	KCA	6300	CU900	T SERIES	-
OCB	CSL	-	-	-	-	DSH/DBA	-	-
OCC	PH5HWAC	RCP	DCH/EMC	PGH244/PSH244OTB	5800/680/ICH	BRH	5800/680/ICH	ASCH
OCC-WB	-	-	DGWH	-	-	-	HF6	ASCH
OCP	QTS	UC	CKHA/RKHA	KT/KTW	TSH	QTS	TSH	-
ODB	ASL3/ASLC	-	AF6	SB	DBF/DBT	DBSL	DBF/DBT	-
ODBA	CPL	-	SAF6	KDBA	-	DPH/CPH	-	-
ODI	-	-	AS8	SBST	-	-	-	-
ODIA	-	-	SAF8	KDIA	-	ST	-	-
ODL	OBD	-	SEB	-	-	-	-	-
ODS	FFCH	-	RCH/CMH	-	3480/3470	CDF	SCH/RCH	-
OFB	-	APEX72	-	-	-	-	-	-
OFE	-	-	-	-	-	-	-	-
OFH	FDI	-	-	-	FH	FDI	FH	-
OHV	HUHAA	-	-	LB	-	DPH/SHA	-	-
OHV-CC	-	RCP	-	SKB	5100	MUH	5100	-
OHV-RF	-	-	-	SKB	-	QPH4A	-	-
OHX	RUX/PX	-	DX-233	FX5	HLA	GUX/PX	HLA	-
OHY	-	-	-	-	-	-	-	-
OKB	YRN	-	CRT	OKB	OCH	HRK	OCH	ASIRH
OLA	-	-	AF20	KLA	4145	-	4145	-
OLI	-	-	-	KLI	8530	-	8530	-
OTS	-	-	-	-	-	-	-	-
OMB	BDBSL	-	-	-	9100	SLQDB	9100	-
ONC	ECP	-	DLX/DTX/PPC	-	-	-	-	ASHC/AMIR
OPA	-	-	AF12	-	-	-	-	-
OPI	-	-	AS12	-	8520	-	8520	-
OPPM	-	-	-	-	-	-	-	SPDH
OPR	-	-	-	-	-	-	-	-
OPX	SCG/PG	-	DX-254	CX1	FEP	ICG/PC	FEP	EC
ORA-C	Exxxx#HE	-	-	-	CF & CFH	Exxxx#HE	CF & CFH	-
ORA-HX	MLPxxx	-	-	-	CF/CFH	MLPxxx	CF/CFH	-
ORA-J	E24001115	-	-	-	-	E24001115	-	-
ORC	RCC	-	-	KCV	CVX	RCC	CVX	SCR
ORP	CP	-	-	-	-	-	CP	-
OTM	-	-	-	FCM	-	-	-	-
OTP	-	-	-	-	-	-	-	-
OTR	-	-	-	FC	-	-	-	-
OVE	-	CBC	-	-	-	-	-	-
OVC	HTSS	CEC	PCH	-	-	TTSS	-	-
OVR	QFG	RMC	-	PZ	4800	GFR	4800	-
OVS	BD/SRA	CSC	TWH	PAW/WHF/W	4300	QFG	4300	-
OVSP	-	-	-	-	3000	QCH	3000	-
OWC	-	-	-	-	-	-	-	-
OWD	BWD	-	DX-234	KBS	WD	QWD/PW	WD	SWU
OWF-R	-	-	-	FC	-	-	-	-
OWS-T	-	-	-	SCM	-	-	-	-
XB	-	-	-	-	-	-	-	-

Color Chart

Ouellet knows that today's customers ask for heating products that blend into their interior design. That is why we are proud to introduce the most comprehensive selection of colors and finishes ever offered by any heating manufacturer. Our wide variety of optional colors gives our customers added flexibility at standard color lead times.

Our standard corrosion and heat-resistant white and almond are at the top of the line in today's paint technology, helping your unit maintain that brand new look for years and years.

You can choose from our custom color chart and get Ouellet heaters exactly the way you want them for those projects where specific colors are desired. We also offer the possibility of anodizing aluminum products.

Touch-Up Paint


Product # ¹ Kit	Description
KIT-PEINT 26.00	Brush paint, 1/2 ounce (15 ml)

¹ Standard colors are white and almond. Add "BL" for white and "AM" for almond.

Standard colors¹



Optional colors²



¹ White gloss may vary according to product Series.

² Upcharge applicable for the optional colors for the series of product for which they are offered.

Note: Due to the printing process, the colors may vary from the actual colors.

Merchandise Returns

Any request for a return merchandise authorization must be sent to Customer Service. You must provide the purchase order number for each product purchased. Some fees may apply. Returned merchandise must be shipped "pre-paid." All the steps to follow are set out in the "Merchandise Returns" form sent out with the authorization number. This number must be visible on all product return packages. Products must arrive at the destination in good condition. Certain product series cannot be returned, if for example they are in special colors, are assembled with options not commonly ordered, are custom made. A copy of the policy is available upon request.

Spare Parts

Information regarding spare parts can be found on our Website.

Spare Parts for Discontinued Products

Ouellet is committed to maintaining an inventory of replacement parts for discontinued products for the duration of their warranty period. Where appropriate, a discontinued product may be replaced with an equivalent product. For more details contact our Customer Service Department.

Important Notice

The thermostat should not be considered as a foolproof system when maintaining a certain temperature is deemed critical, such as for hazardous material storage, computer server rooms, etc. In these cases, it is imperative to add a monitoring system to avoid the consequences of thermostat failure.

Warranty

Ouellet Canada Inc. products are guaranteed against all defects for one year following the date of purchase or extended warranty. The company's responsibility is limited to the replacement of defective parts. This warranty shall be limited to the actual equipment involved and does not cover installation or removal costs, travel time, or freight-related expenses.


Defects must be reported to Ouellet Canada to obtain an authorization of repair or replacement. Repairs may be performed at the factory or any authorized Ouellet repair center.

This warranty does not apply to damages, failure, or the results of an accident, alteration, misuse, abuse, incorrect installation, or operation from an incorrect power source.

Extended Warranty - Subject to the aforementioned conditions

1-year warranty against defects 3-year on the heating elements	OAU
1-year on the paint 10-year on the heating element	ORP
1-year warranty against defects 90-day warranty on the heating element (for industrial applications only)	OCF
2-year warranty against defects	OSM-AM, ORA-C, ORA-HX, OCC
2-year warranty against defects 5-year warranty on the heating element	OFB, OHY, OVE
3-year warranty against defects	OAE, OHX, OCC-WB, OAS, OPH, OTH3000, OTH3000P, OTH4000, OTH4000P, OTH5007, GT130, OTH3600-GA-ZB, OTH4000-ZB, OTH3600-GA, OTH3600P-GA, OTH24, OTH24-AFR, TH1310WF
3-year warranty against defects 10-year warranty on the heating element	OTS
5-year warranty against defects	OVC, OFE-A, OFE-ECM, ONC, OAC, OAWH, OACP, OCA, ORA-EC40, OHV, OVR, OVS, OVSP, ODS, OSM-AD, OSM-AF, OSM-SD, OSM-VD
5-year warranty against defects Lifetime warranty on the heating element for the initial end user	RBH
10-year warranty against defects	ODB, ODI, OHB, ORC
10-year warranty against defects Lifetime warranty on the heating element for the initial end user	ODL
10-year warranty on the heating cable	OWS-T
20-year warranty on the heating cable	OWC-M, OWC-R
25-year warranty on the heating cable	OTM, OTR, OWF-R
1-year basic warranty on the heating cable	OSR-NA, OSR-MA, OSR-WA, OSR-HA, OSR-PI, ORF-P, ORF-R
10-year basic warranty on parts and 10-year basic warranty on the compressor (labor not included)	OTP-E, OTP-C, OTP-O, OTP-MZ, OTP-H, OTP-P

Prices, specifications and warranties may change without prior notice.



Distributed by: