



TXU Electric
Comanche Peak
Steam Electric Station
P.O. Box 1002
Glen Rose, TX 76043
Tel: 254 897 8920
Fax: 254 897 6652
lterry1@txu.com

C. Lance Terry
Senior Vice President & Principal Nuclear Officer

Ref:10CFR50.55a(g)

CPSES-200002095
Log # TXX-00168
File # 10010.1
905.4

August 23, 2000

U. S. Nuclear Regulatory Commission
ATTN: Document Control Desk
Washington, DC 20555

SUBJECT: COMANCHE PEAK STEAM ELECTRIC STATION (CPSES)
DOCKET NO. 50-446
TRANSMITTAL OF UNIT 2 INSERVICE INSPECTION PROGRAM
PLAN, REVISION 4 (UNIT 2: 1986 EDITION OF ASME CODE
SECTION XI, NO ADDENDA, INTERVAL START DATE -
AUGUST 3, 1993, FIRST INTERVAL)

Gentlemen:

Enclosed is one copy of Revision 4 to the Unit 2 Inservice Inspection (ISI) Program Plan for updating your manual. The enclosed Plan Revision 4 replaces the Plan Revision 3 in its entirety. This transmittal does not contain a request for relief from ASME Code requirements. ISI Program Plan Revisions include items such as rescheduled exams and updated drawings. The relief requests included in Appendix A are included in the ISI Program Plan for information only.

This communication contains no new licensing basis commitments regarding CPSES Units 1 and 2.

A047

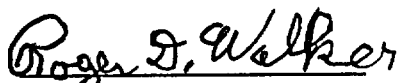
TXX-00168

Page 2 of 2

Via this letter a copy of this report is also forwarded to Mr. G. Bynog, the Director and Chief Inspector of Texas Department of Licensing and Regulation. Should you need additional copies or require additional information, please contact Obaid Bhatti at (254) 897-5839.

Sincerely,

C. L. Terry

By: 
Roger D. Walker
Regulatory Affairs Manager

OAB/oab

Enclosure

cc:	E. W. Merschoff, Region IV	W/O Enclosure
	J. I. Tapia, Region IV	W/O Enclosure
	D. H. Jaffe, NRR	W/O Enclosure
	Resident Inspectors, CPSES	W/O Enclosure
	G. Bynog, TDLR	

TXU ELECTRIC
1601 Bryan St.
Dallas, TX 75201-3411

COMANCHE PEAK STEAM ELECTRIC STATION
GLEN ROSE, TEXAS

UNIT NO. 2 - 1ST INTERVAL
ASME SECTION XI
INSERVICE INSPECTION PROGRAM PLAN
REVISION 4 - AUGUST 4, 2000

COMMERCIAL OPERATION: AUGUST 3, 1993

Prepared By: RB Mays RB Mays 7-31-00
Engineering Programs Manager

Reviewed By: JH Howell-Carter for 8/3/00
Engineering Overview Manager

Approved By: [Signature] 8-11-2000
Technical Support Manager

**Comanche Peak Steam Electric Station
Unit No. 2 - 1st Interval
ASME Section XI
Inservice Inspection Program Plan**

Table of Contents

Section	Content
1.0	Introduction
1.1	General Plant Description
1.2	Purpose
1.3	Responsibility
1.4	Scope
1.5	Acronyms
1.6	Exemptions
1.7	Reference System
1.8	Relief Requests
1.9	Records Retention
1.10	Authorized Inspection Agency
1.11	Interim Change Requests
2.0	Examination Boundaries
2.1	ASME Code Boundaries
2.2	ISI Isometric Drawings
2.3	ISI Examination Boundary Drawings
3.0	Non-Destructive Examination Methods
3.1	Visual Examination
3.2	Surface Examination
3.3	Volumetric Examination
4.0	Examination Tables
4.1	Class 1 NDE
4.2	Class 2 NDE
4.3	Component Supports
4.4	Eddy Current
5.0	Pressure Test Plan
Appendix A	Relief Requests
Appendix B	Interim Change Requests
Appendix C	Applicable Code Cases
Appendix D	Ultrasonic Calibration Blocks
Appendix E	TCX Isometric Drawings Table
Appendix F	Record of Revision

1.0 INTRODUCTION

1.1 GENERAL PLANT DESCRIPTION

The Comanche Peak Steam Electric Station (CPSES) is a two unit plant having Westinghouse pressurized water reactors each with an electrical output of 1150 Mwe. CPSES was constructed to the ASME Boiler and Pressure Vessel Code, Section III, 1974 Edition, including Summer 1974 Addenda for piping and Winter 1974 Addenda for component supports.

1.2 PURPOSE

The purpose of this plan is to provide details pertaining to performance of the Inservice Inspection (ISI) at CPSES, Unit 2 (including common and Unit 1 systems required to support Unit 2 operations). This plan demonstrates compliance with the Code of Federal Regulations, 10CFR50.55a(g), and with Technical Specifications. This plan meets the requirements of the 1986 Edition of the ASME Boiler and Pressure Vessel Code, Section XI, no addenda including the Code Cases identified in Appendix C of this plan (hereafter referred to as the Code).

1.3 RESPONSIBILITY

TXU Electric (Owner) is responsible for preparation and maintenance of the ten year ISI program plan, including any required reference drawings and boundary drawings. The owner shall prepare each outage plan which will define the scope of examinations, determine extent of any examinations, and define the method of each exam. After each outage, the examination plan shall be updated by the owner to reflect the completed examination, and a summary report shall be prepared and submitted to the Regulatory and Enforcement Authorities. The Owner shall be responsible for any associated craft labor required for the inspections including access provisions, insulation removal, weld preparation and other aspects. The Owner shall be responsible for the evaluation of all ISI examination records including indication evaluation and associated corrective actions.

A contractor working under the guidance of the Owner, will in most cases perform the examinations. The contractor will submit procedures for performance of examinations to the Owner for approval. An ISI coordinator and a suitable number of examination teams with the required NDE equipment will be provided to complete all scheduled examinations for the outage. The contractor shall conduct the examinations, review the data and make suitable recommendations to the Owner.

1.4 SCOPE

ISI, as used in this plan, is the program of planned examinations of welds, components and their supports, which is implemented during the service life of a commercial nuclear power plant. This plan addresses those examinations to be performed on ASME Class 1, 2 and 3 systems and components as stipulated in the Code. ISI examinations will be performed in accordance with the schedule of IWB,C,D-2412, Inspection Program B of the Code.

The examination of containments as stipulated in subsections IWE and IWL of the Code and the testing of pumps and valves as stipulated in subsections IWP and IWV of the Code are not within the scope of this plan.

1.5 ACRONYMS

ANSI	American National Standards Institute
ASME	American Society of Mechanical Engineers
CPSES	Comanche Peak Steam Electric Station
FSAR	Final Safety Analysis Report
ISI	Inservice Inspection
PSI	Pre-Service Inspection
NDE	Non-destructive Examination

1.6 EXEMPTIONS

1.6.1 Code Class 1

The following Code Class 1 components (or parts of components) are exempted from the volumetric and surface examination requirements of Subarticle IWB-2500 of the Code by Subsubarticle IWB-1220.

- (a) components that are connected to the reactor coolant system and part of the reactor coolant pressure boundary, and that are of such a size and shape so that upon postulated rupture the resulting flow of coolant from the reactor coolant system under normal plant operating conditions is within the capacity of makeup systems which are operable from on-site emergency power;
- (b) (1) piping of NPS 1" and smaller and their supports, except for steam generator tubing;
(2) components, their supports and their connections in piping of NPS 1" and smaller;
- (c) reactor vessel head connections and associated piping, and their supports, NPS 2" and smaller, made inaccessible by control rod drive penetrations.

1.6.2 Code Class 2

The following Code Class 2 components (or parts of components) are exempted from the volumetric and surface examination requirements of Subarticle IWC-2500 of the Code by Subsubarticle IWC-1220.

1.6.2.1 Components within RHR, ECC, and CHR Systems (or Portions of Systems):

- (a) Vessels, piping, pumps, valves, and other components, and their supports, NPS 4" and smaller in all systems except high pressure safety injection systems.
- (b) Vessels, piping, pumps, valves, and other components, and their supports, NPS 1-1/2" and smaller in high pressure safety injection systems.
- (c) Component connections NPS 4" and smaller (including nozzles, socket fittings, and other connections) in vessels, piping, pumps, valves, and other components of any size in all systems except high pressure safety injection systems.
- (d) Component connections NPS 1-1/2" and smaller (including nozzles, socket fittings, and other connections) in vessels, piping, pumps, valves, and other components of any size in high pressure safety injection systems.

- (e) Vessels, piping, pumps, valves, other components, and component connections of any size in statically pressurized, passive (i.e., no pumps) safety injection systems.
- (f) Piping, other components, and their supports of any size beyond the last shutoff valve in open ended portions of systems that do not contain water during plant operating conditions.

1.6.2.2 Components Within Systems (or portions of systems) Other Than RHR, ECC, and CHR Systems:

- (a) Vessels, piping, pumps, valves, other components, and their supports NPS 4" and smaller.
- (b) Component connections NPS 4" and smaller (including nozzles, socket fittings, and other connections) in vessels, piping, pumps, valves, and other components of any size.
- (c) Vessels, piping, pumps, valves, other components, and component connections of any size in systems or portions of systems that operate (when the system function is required) at a pressure equal to or less than 275 psig and at a temperature equal to or less than 200°F.
- (d) Piping, other components and their supports of any size beyond the last shutoff valve in open ended portions of systems that do not contain water during normal plant operating conditions.

1.6.2.3 Concrete Encased Components

Piping support members and piping support components that are encased in concrete shall be exempted from the examination requirements of Subarticle IWC-2500.

Note: RHR, ECC and CHR systems are the residual heat removal, emergency core cooling, and containment heat removal systems, respectively, and are described as such in section 6 of the FSAR.

1.6.3 The following Code Class 3 components (or parts of components) are exempted from the visual examination requirements of Subarticle IWD-2500 of the Code by Subsubarticle IWD-1220.

- (a) Integral attachments of supports and restraints to components that are NPS 4" and smaller within the system boundaries of Examination Categories D-A, D-B, and D-C of Table IWD-2500-1 shall be exempt from the visual examination VT-3, except for Auxiliary Feedwater Systems for which NPS 1" and smaller are exempt.
- (b) Integral attachments of supports and restraints to components exceeding NPS 4" may be exempted from the visual examination VT-3 of Table IWD-2500-1 provided:
- (c) the components are located in systems (or portions of systems) whose function is not required in support of reactor residual heat removal, containment heat removal, and emergency core cooling; and
- (d) the components operate at a pressure of 275 psig or less and at a temperature of 200°F or less.

1.7 REFERENCE SYSTEM

Weld areas subject to surface or volumetric examination shall be identifiable through a reference system as specified by Subarticle IWA-2600 and Appendix III of the Code. This system shall consist of a combination of physical markings and written direction provided in this plan and in site implementing procedures. Welds within the boundaries, of the ISI program are uniquely identified on isometric drawings which provide weld numbers and locations. In those cases where the physical configuration will not provide positive weld location, dimensional information can be obtained from construction isometric drawings or piping fabrication

drawings to allow for such positive identification. These documents are maintained as permanent plant records. Welds which were inadvertently not marked or whose marks have been removed shall be marked at the time inservice inspection is performed. The method of marking these indications on the pipe will be delineated in the implementing procedures.

1.8 RELIEF REQUESTS

Where a particular examination requirement of the Code is determined to be impractical, a request for relief from the requirement shall be submitted pursuant to the requirement of 10CFR50.55a (g)(6)(i). As these relief requests are identified, prepared and submitted to the Regulatory Authorities for approval they will be documented in Appendix A of this plan.

Each request for relief shall contain the following information, as a minimum:

- (a) Identification of the component(s) for which relief is requested;
- (b) Code class of the component(s);
- (c) Code examination requirements for the component(s);
- (d) Basis for the request;
- (e) Proposed alternative examinations, if any; and,
- (f) Anticipated impact on the overall level of plant quality and safety.

1.9 RECORDS RETENTION

Records and documentation of information and examination results which provide the basis for evaluation and facilitate the comparison of examination results from previous and subsequent examinations shall be maintained as permanent plant records at CPSES in accordance with Article IWA-6000 of the Code. As a minimum, this documentation shall include the applicable records described in Subsubarticle IWA-6340.

1.10 AUTHORIZED INSPECTION AGENCY

In accordance with Subarticle IWA-1400, paragraph (f), of the Code, TU Electric shall maintain a contract with an Authorized Inspection Agency for an Authorized Nuclear Inservice Inspector (ANII) to provide inspection services as described in Subarticle IWA-2110 of the Code. The ANII is afforded the opportunity to verify examinations and review the plan, examination procedures, examination records, certification records and other associated documents.

1.11 INTERIM CHANGE REQUESTS

Changes to the plan may be made prior to the issuance of the next plan revision with the use of Interim Change Requests (ICR's). An ICR may be initiated when any user or holder of the plan identifies a need for a change or clarification to the contents of the plan. The process for initiation, review, approval and distribution of ICR's is described in detail in the implementing procedure. An index of ICR's is contained in Appendix B of this plan.

2.0 EXAMINATION BOUNDARIES

2.1 ASME CODE BOUNDARIES

ASME Code classification and system boundaries of the piping and other components subject to examination have been identified as required by Subarticle IWA-1400(a) of the Code. Section 3.2 of the CPSES FSAR defines the various safety classes of piping and components in accordance with Regulatory Guide 1.26 and ANSI Standard N18.2. The plant piping schematic drawings (flow diagrams) show these class interfaces and the ISI examination boundary drawings were developed from these flow diagrams.

2.2 ISI ISOMETRIC DRAWINGS

ISI isometric drawings have been developed to identify the ISI examination areas for examinations required by ASME Section XI tables IWB-2500, IWC-2500 and IWF-2500 (class 1 and 2 only). These drawings are maintained current by TXU Electric. Revisions to these ISI isometric drawings shall be prepared and approved in accordance with site implementing procedures.

2.3 ISI EXAMINATION BOUNDARY DRAWINGS

The following ISI examination boundary drawings delineate the bounds within which the ISI examination requirements of the Code are applied. The plant systems included in the examination boundary are listed below:

- AF - Auxiliary Feedwater
- CC - Component Cooling Water
- CH - Chilled Water System
- CS - Chemical and Volume Control
- CT - Containment Spray
- DD - Demineralized & Reactor Make-up Water
- DO - Diesel Oil
- FW - Feedwater
- MS - Main Steam
- PS - Process Sampling
- RC - Reactor Coolant
- RH - Residual Heat Removal
- SI - Safety Injection
- SW - Service Water



PRESSURE TEST ONLY




PRESSURE TEST AND ISI



INFORMATION ONLY



PRESSURE AND SAMPLING



ISI ONLY

TU ELECTRIC
CPSES UNIT 2

INSERVICE INSPECTION
BOUNDARY DIAGRAM

ISI LEGEND

3.0 NON-DESTRUCTIVE EXAMINATION (NDE) METHODS

The method of examination for each weld, component or support is specified in the examination tables found in subsection 4.1, 4.2 and 4.3 of this plan. These methods, as described below, are in accordance with Article IWA-2000 of the Code.

3.1 VISUAL EXAMINATION (IWA-2210)

3.1.1 VT-1 (IWA-2211)

This visual examination is conducted to determine the condition of the part, component, or surface examined, including such conditions as cracks, wear, corrosion, erosion, or physical damage on the surfaces of the part or component.

3.1.2 VT-2 (IWA-2212)

This visual examination is conducted to locate evidence of leakage from pressure retaining components, or abnormal leakage from components with or without leakage collections systems as required during the conduct of system pressure or functional tests.

3.1.3 VT-3 (IWA-2213)

This visual examination is conducted to determine the general mechanical and structural condition of components and their supports, such as the verification of clearances, settings, physical displacements, loose or missing parts, debris, corrosion, wear, erosion, or the loss of integrity at bolted or welded connections.

This examination shall include examinations for conditions that could affect operability or functional adequacy of snubbers, and constant load and spring type supports. The visual examination may be performed remotely with or without optical aids to verify the structural integrity of component supports and component interiors.

3.2 SURFACE EXAMINATION (IWA-2220)

Surface examinations indicate the presence of surface discontinuities using either the magnetic particle or liquid penetrant method.

3.2.1 Magnetic Particle Examination (IWA-2221)

This surface examination is conducted to detect cracks and other discontinuities on or near the surface of ferromagnetic materials by magnetizing an area to be examined and applying ferromagnetic particles to the surface. The particles will form patterns on the surface where cracks and other discontinuities cause distortions in the normal magnetic field. The magnetic particle examination shall be conducted in accordance with Article 7 of Section V of the ASME Boiler and Pressure Vessel Code, 1986 Edition.

3.2.2 Liquid Penetrant Examination (IWA-2222)

This surface examination is conducted to detect discontinuities which are open to the surface of non-porous metals by applying a liquid penetrant to the surface being examined and then applying a developer. The penetrant that has been trapped in discontinuities will "bleed out" visible for examination. The liquid penetrant examination shall be conducted in accordance with Article 6 of Section V of the ASME Boiler and Pressure Vessel Code, 1986 Edition.

3.3 VOLUMETRIC EXAMINATION (IWA-2230)

A volumetric examination indicates the presence of discontinuities throughout the volume of material.

3.3.1 Radiographic Examination (IWA-2231)

This volumetric examination is conducted to detect discontinuities using penetrating radiation with appropriate image-recording devices. This examination shall be conducted in accordance with Article 2 of Section V of the ASME Boiler and Pressure Vessel Code, 1986 Edition.

3.3.2 Ultrasonic Examination (IWA-2232)

This volumetric examination is conducted to detect discontinuities using appropriate ultrasonic instrumentation in accordance with Appendix III or VI of Section XI, or Article 4 or 5 of Section V of the ASME Boiler and Pressure Vessel Code, 1986 Edition.

3.3.3 Eddy Current Examination (IWA-2233)

This volumetric examination is conducted to detect discontinuities in heat exchanger tubing using electromagnetic principles in accordance with the provisions of Appendix IV of Section XI and Article 8 of Section V of the ASME Boiler and Pressure Vessel Code, 1986 Edition.

DATE: 07/03/00
 REVISION: 0

COMANCHE PEAK UNIT 2
 INSERVICE INSPECTION SUMMARY FOR THE FIRST INTERVAL
 SECTION XI SUMMARY

PAGE: 1

CATEGORY	NUMBER OF COMPONENTS	COMPONENTS REQUIRED	NUMBER OF COMPONENTS SCHEDULED / COMPLETED / PERCENTAGE OF REQUIREMENT								
			FIRST PERIOD			SECOND PERIOD			THIRD PERIOD		
B-A	24	29	0	4	13%	3	0	24%	22	0	100%
B-B	8	8	0	2	25%	1	3	75%	2	0	100%
B-D	36	44	0	18	40%	2	4	54%	20	0	100%
B-F	22	26	0	9	34%	2	3	53%	12	0	100%
B-G-1	181	168	0	55	32%	1	54	65%	58	0	100%
B-G-2	68	29	0	7	24%	4	5	55%	13	0	100%
B-H	1	1	0	0	0%	0	1	100%	0	0	100%
B-J	793	216	0	72	33%	0	61	61%	83	0	100%
B-K-1	9	9	0	2	22%	0	4	66%	3	0	100%
B-L-2	4	1	0	0	0%	0	0	0%	1	0	100%
B-M-2	25	4	0	2	50%	1	0	75%	1	0	100%
B-N-1	1	3	0	1	33%	0	1	66%	1	0	100%
B-N-2	1	1	0	0	0%	0	0	0%	1	0	100%
B-N-3	1	1	0	0	0%	0	0	0%	1	0	100%
B-O	28	4	0	0	0%	0	0	0%	4	0	100%
C-A	19	19	0	4	21%	2	8	73%	5	0	100%
C-B	8	8	0	2	25%	0	2	50%	4	0	100%
C-C	97	97	0	22	22%	12	29	64%	34	0	100%
C-D	1	1	0	1	100%	0	0	100%	0	0	100%
C-F-1	1685	127	0	41	32%	9	15	51%	62	0	100%
C-F-2	617	52	0	16	30%	0	12	53%	24	0	100%
C-G	27	6	0	2	33%	1	1	66%	2	0	100%
D-A	141	140	0	41	29%	18	33	65%	48	0	100%
F-B	95	58	0	13	22%	13	11	63%	21	0	100%
F-C	1770	561	0	150	26%	75	136	64%	200	0	100%
TOTAL	5662	1613	0	464	28%	144	383	61%	622	0	100%

4.0 EXAMINATION TABLES

CPSES ASME Section XI Inservice Inspection Plan tables 4.1 through 4.3 have been developed and contain the following information:

- a) **System Name**
- b) **Summary Number - A computer data base assigned sequencing number.**
- c) **Line Number of Component Number - Example: 6-SI-2-089-2501R-1 or TBX-RCPCR-01.**
- d) **Weld Number or Pipe Support Number - Example: TCX-1-1100-8 or CC-2-105-012-E33K.**
- e) **ASME Sec. XI Category and Item Number - Described in ASME Sec. XI Examination Tables (IW-2500-1).**
- f) **NDE Method - Identifies the examination method(s) as described in section 3 of this plan.**
- g) **Plan Status - Identifies the inspection interval, period and outage (x = scheduled and c = complete)**
- h) **Year - Example: 92. The year that PSI was performed.**
- i) **Instructions - Notes applicable to specific inspection requirements.**
- j) **Calibration Block - Example: TBX-18.**
- k) **Notes - Applicable to the results of specific outages preceded by the outage year. "92" refers to the baseline outage.**

Arrangement of these items is shown on the next page.

COMANCHE PEAK UNIT 2
INSERVICE INSPECTION PLAN
CLASS 1 COMPONENTS

SUMMARY NUMBER	EXAMINATION AREA IDENTIFICATION	INSPECTION INTERVAL		PLAN STATUS						PRESERVICE YEAR			
		ASME SEC. XI CATGY	NDE METH	FIRST PERIOD		SECOND PERIOD			THIRD PERIOD	I			
		ITEM NO		----- OUTAGE -----						INSTRUCTIONS			
				1	1	2	1	2	3	1	2	1	**CALIBRATION BLOCK**

(B)	(C) (D)	(E)	(F)	(G)						(H)	(I) (J)	
				-	-	-	-	-	-	-	-	

(K)

4.1 CLASS 1 NDE

This subsection describes the examination areas and NDE methods for the Class 1 pressure retaining components and associated component integral welded attachments as specified in Article IWB of the Code. For pressure testing, see Section 5.

Class 1 valve bodies exceeding 4" NPS have been grouped according to size, constructional design, manufacturing method and function in accordance with Table IWB-2500-1, Category B-M-2, Note 3 of the Code. These groups are delineated below. One valve from each group has been selected for examination as denoted by the asterisk "*".

Group 1 - 6" Forged Pressurizer Relief Valves

2-8010A * (reference TCX-1-4501 for location)
2-8010B
2-8010C

Group 2 - 12" Forged Gate Valves Isolating the RC System from the RHR System

2-8701A * (reference TCX-1-4101 for location)
2-8701B
2-8702A
2-8702B

Group 3 - 10" Forged Check Valves Isolating the RC System from the SI System

2-8948A
2-8948B
2-8948C
2-8948D
2-8956A
2-8956B
2-8956C
2-8956D * (reference TCX-1-4402 for location)

Group 4 - 6" Forged Check Valves Isolating the RC System from the SI System

2-8818A
2-8818B
2-8818C
2-8818D * (reference TCX-1-4403 for location)
2-8949A
2-8949B
2-8949C
2-8949D
2-8841A
2-8841B

COMANCHE PEAK UNIT 2
 INSERVICE INSPECTION PLAN
 CLASS 1 SCHED/COMPL COMPONENTS

		INSPECTION INTERVAL		PLAN STATUS			PRESERVICE YEAR	INSTRUCTIONS
				FIRST PERIOD	SECOND PERIOD	THIRD PERIOD		
SUMMARY EXAMINATION AREA		ASME						
NUMBER IDENTIFICATION		SEC. XI						
		CATGY NDE		O U T A G E				
		ITEM NO METH	1 2	1 2 3	1 2			**CALIBRATION BLOCK**

REACTOR COOLANT TCX-RCPCRV-01

000100	TCX-1-1100-1 RV FLANGE TO SHELL WELD R157 830RB	B-A	UT	1 - C	- - -	- X	83	50% PARTIAL IN 1ST PERIOD. TDLR VERIFICATION BOUNDARY. **RV-1 ,RV-7**
000200	TCX-1-1100-2 RV UPPER TO INTERMEDIATE SHELL B1.11 WELD	B-A	UT	1 - -	- - -	- X	83	TDLR VERIFICATION BOUNDARY. **RV-2**
000300	TCX-1-1100-3 RV INTERMEDIATE TO LOWER SHELL B1.11 WELD	B-A	UT	1 - -	- - -	- X	83	TDLR VERIFICATION BOUNDARY. **RV-2 ,RV-7**
000400	TCX-1-1100-4 RV LOWER SHELL TO BOTTOM HEAD WELD	B-A	UT	1 - -	- - -	- X	83	TDLR VERIFICATION BOUNDARY. **RV-2 ,RV-3**
000500	TCX-1-1100-5 RV LOWER HEAD CIRCUMFERENTIAL WELD	B-A	UT	1 - -	- - -	- X	82	TDLR VERIFICATION BOUNDARY. **TBX-26**
000600	TCX-1-1100-6 RV UPPER SHELL LONGITUDINAL WELD	B-A	UT	1 - -	- - -	- X	83	TDLR VERIFICATION BOUNDARY. **RV-1**
000700	TCX-1-1100-7 RV UPPER SHELL LONGITUDINAL WELD	B-A	UT	1 - -	- - -	- X	83	TDLR VERIFICATION BOUNDARY. **RV-1**

COMANCHE PEAK UNIT 2
 INSERVICE INSPECTION PLAN
 CLASS 1 SCHED/COMPL COMPONENTS

SUMMARY EXAMINATION AREA NUMBER IDENTIFICATION	INSPECTION INTERVAL ASME SEC. XI CATGY NDE ITEM NO METH	PLAN STATUS			PRESERVICE YEAR	INSTRUCTIONS **CALIBRATION BLOCK**
		FIRST PERIOD	SECOND PERIOD	THIRD PERIOD		
		1 2	1 2 3	1 2		

REACTOR COOLANT TCX-RCPCRV-01

000800	TCX-1-1100-8 RV UPPER SHELL LONGITUDINAL WELD	B-A B1.12	UT	1 - -	- - -	- X	83	TDLR VERIFICATION BOUNDARY. **RV-1**
000900	TCX-1-1100-9 RV INTERMEDIATE SHELL LONGITUDINAL WELD	B-A B1.12	UT	1 - -	- - -	- X	83	TDLR VERIFICATION BOUNDARY. **RV-2 ,RV-7**
001000	TCX-1-1100-10 RV INTERMEDIATE SHELL LONGITUDINAL WELD	B-A B1.12	UT	1 - -	- - -	- X	83	TDLR VERIFICATION BOUNDARY. **RV-2 ,RV-7**
001100	TCX-1-1100-11 RV INTERMEDIATE SHELL LONGITUDINAL WELD	B-A B1.12	UT	1 - -	- - -	- X	83	TDLR VERIFICATION BOUNDARY. **RV-2 ,RV-7**
001200	TCX-1-1100-12 RV LOWER SHELL LONGITUDINAL WELD	B-A B1.12	UT	1 - -	- - -	- X	83	TDLR VERIFICATION BOUNDARY. **RV-2 ,RV-7**
001300	TCX-1-1100-13 RV LOWER SHELL LONGITUDINAL WELD	B-A B1.12	UT	1 - -	- - -	- X	83	TDLR VERIFICATION BOUNDARY. **RV-2 ,RV-7**
001400	TCX-1-1100-14 RV LOWER SHELL LONGITUDINAL WELD	B-A B1.12	UT	1 - -	- - -	- X	83	TDLR VERIFICATION BOUNDARY. **RV-2 ,RV-7**

COMANCHE PEAK UNIT 2
 INSERVICE INSPECTION PLAN
 CLASS 1 SCHED/COMPL COMPONENTS

SUMMARY EXAMINATION AREA NUMBER IDENTIFICATION	INSPECTION INTERVAL	PLAN STATUS			PRESERVICE YEAR	INSTRUCTIONS **CALIBRATION BLOCK**
		ASME SEC. XI CATGY NDE ITEM NO METH	FIRST PERIOD	SECOND PERIOD		
			1 2	1 2 3	1 2	

REACTOR COOLANT TCX-RCPCRV-01

001500	TCX-1-1100-15 RV BOTTOM HEAD MERIDIONAL WELD B1.22	B-A UT	1 - -	- - -	- X	83	TDLR VERIFICATION BOUNDARY. **RV-3 ,TBX-26**
001600	TCX-1-1100-16 RV BOTTOM HEAD MERIDIONAL WELD B1.22	B-A UT	1 - -	- - -	- X	83	TDLR VERIFICATION BOUNDARY. **RV-3 ,TBX-26**
001700	TCX-1-1100-17 RV BOTTOM HEAD MERIDIONAL WELD B1.22	B-A UT	1 - -	- - -	- X	83	TDLR VERIFICATION BOUNDARY. **RV-3 ,TBX-26**
001800	TCX-1-1100-18 RV BOTTOM HEAD MERIDIONAL WELD B1.22	B-A UT	1 - -	- - -	- X	83	TDLR VERIFICATION BOUNDARY. **RV-3 ,TBX-26**
001850	TCX-1-1100-LUGS CORE SUPPORT LUGS (6)	B-N-2 VT-3 B13.60	1 - -	- - -	- X	83	TDLR VERIFICATION BOUNDARY.
001900	TCX-1-1100A-19 RV OUTLET NOZZLE TO VESSEL WELD R157 830RB	B-D UT B3.90	1 - C	- - -	- X	83	TDLR VERIFICATION BOUNDARY. **RV-7 ,RV-1**
001910	TCX-1-1100A-19IR RV OUTLET NOZZLE INNER RADIUS R157 830RB	B-D UT B3.100	1 - C	- - -	- X	83	TDLR VERIFICATION BOUNDARY. **RV-1**

COMANCHE PEAK UNIT 2
 INSERVICE INSPECTION PLAN
 CLASS 1 SCHED/COMPL COMPONENTS

INSPECTION INTERVAL		PLAN STATUS						PRESERVICE YEAR	
		FIRST PERIOD	SECOND PERIOD	THIRD PERIOD					
ASME									
SEC. XI		-----							
SUMMARY EXAMINATION AREA		CATGY	NDE	O U T A G E			INSTRUCTIONS		
NUMBER	IDENTIFICATION	ITEM NO	METH	1	2	3	1	2	**CALIBRATION BLOCK**

REACTOR COOLANT TCX-RCPCR-01

002000	TCX-1-1100A-20 RV INLET NOZZLE TO VESSEL WELD B3.90	B-D	UT	1	-	-	-	-	X	83	TDLR VERIFICATION BOUNDARY. **RV-7 ,RV-1**
002010	TCX-1-1100A-20IR RV INLET NOZZLE INNER RADIUS B3.100	B-D	UT	1	-	-	-	-	X	83	TDLR VERIFICATION BOUNDARY. **RV-1**
002100	TCX-1-1100A-21 RV INLET NOZZLE TO VESSEL WELD B3.90	B-D	UT	1	-	-	-	-	X	83	TDLR VERIFICATION BOUNDARY. **RV-7 ,RV-1**
002110	TCX-1-1100A-21IR RV INLET NOZZLE INNER RADIUS B3.100	B-D	UT	1	-	-	-	-	X	83	TDLR VERIFICATION BOUNDARY. **RV-1**
002200	TCX-1-1100A-22 RV OUTLET NOZZLE TO VESSEL WELD R157 830RB	B-D	UT	1	-	C	-	-	X	83	TDLR VERIFICATION BOUNDARY. **RV-7 ,RV-1**
002210	TCX-1-1100A-22IR RV OUTLET NOZZLE INNER RADIUS R157 830RB	B-D	UT	1	-	C	-	-	X	83	TDLR VERIFICATION BOUNDARY. **RV-1**
002300	TCX-1-1100A-23 RV OUTLET NOZZLE TO VESSEL WELD R157 830RB	B-D	UT	1	-	C	-	-	X	83	TDLR VERIFICATION BOUNDARY. **RV-7 ,RV-1**

COMANCHE PEAK UNIT 2
 INSERVICE INSPECTION PLAN
 CLASS 1 SCHED/COMPL COMPONENTS

		INSPECTION INTERVAL		PLAN STATUS			PRESERVICE YEAR	INSTRUCTIONS
				FIRST PERIOD	SECOND PERIOD	THIRD PERIOD		
SUMMARY EXAMINATION AREA		ASME						
		SEC. XI						
NUMBER IDENTIFICATION		CATGY	NDE	O U T A G E				
		ITEM NO	METH	1 2	1 2 3	1 2		**CALIBRATION BLOCK**

REACTOR COOLANT TCX-RCPCRV-01

002310	TCX-1-1100A-23IR RV OUTLET NOZZLE INNER RADIUS R157 830RB	B-D	UT	1 - C	- - -	- X	83	TDLR VERIFICATION BOUNDARY. **RV-1**
002400	TCX-1-1100A-24 RV INLET NOZZLE TO VESSEL WELD B3.90	B-D	UT	1 - -	- - -	- X	83	TDLR VERIFICATION BOUNDARY. **RV-7 ,RV-1**
002410	TCX-1-1100A-24IR RV INLET NOZZLE INNER RADIUS B3.100	B-D	UT	1 - -	- - -	- X	83	TDLR VERIFICATION BOUNDARY. **RV-1**
002500	TCX-1-1100A-25 RV INLET NOZZLE TO VESSEL WELD B3.90	B-D	UT	1 - -	- - -	- X	83	TDLR VERIFICATION BOUNDARY. **RV-7 ,RV-1**
002510	TCX-1-1100A-25IR RV INLET NOZZLE INNER RADIUS B3.100	B-D	UT	1 - -	- - -	- X	83	TDLR VERIFICATION BOUNDARY. **RV-1**
002600	TCX-1-1100A-26 RV OUTLET NOZZLE TO VESSEL WELD R157 830RB	B-D	UT	1 - C	- - -	- X	83	TDLR VERIFICATION BOUNDARY. **RV-7 ,RV-1**
002610	TCX-1-1100A-26IR RV OUTLET NOZZLE INNER RADIUS R157 830RB	B-D	UT	1 - C	- - -	- X	83	TDLR VERIFICATION BOUNDARY. **RV-1**

COMANCHE PEAK UNIT 2
 INSERVICE INSPECTION PLAN
 CLASS 1 SCHED/COMPL COMPONENTS

SUMMARY EXAMINATION AREA NUMBER IDENTIFICATION	INSPECTION INTERVAL ASME SEC. XI CATGY NDE ITEM NO METH	PLAN STATUS			PRESERVICE YEAR	INSTRUCTIONS **CALIBRATION BLOCK**
		FIRST PERIOD	SECOND PERIOD	THIRD PERIOD		
		1 2	1 2 3	1 2		

REACTOR COOLANT TCX-RCPCRV-01

002700	TCX-1-1100A-LIG RV FLANGE LIGAMENTS (1/54) R157R830RB	B-G-1 B6.40	UT	1 - C	- - X	- X	83	1/3 PER PERIOD. TDLR VERIFICATION BOUNDARY. **RV-3 ,RV-5**
002800	TCX-1-1200-INT RV INTERNALS (ACCESS DURING REFUELING) R157 832RB	B-N-1 B13.10	VT-3	1 C -	C - -	- X	82	TDLR VERIFICATION BOUNDARY.
002805	TCX-1-1200-CSS RV CORE SUPPORT STUCT-NO ACCESS @ REFUEL	B-N-3 B13.70	VT-3	1 - -	- - -	- X	82	TDLR VERIFICATION BOUNDARY.
003100	TCX-1-1300-1 RV CLOSURE HEAD TO FLANGE WELD R157R832RB	B-A B1.40	UT	1 C -	- - X	- X	83	1/3 PER PERIOD. TDLR VERIFICATION BOUNDARY. **TBX-29**
003200	TCX-1-1300-2 RV CLOSURE HEAD RING TO DISC WELD R157R832RB	B-A B1.21	UT	1 C -	- - X	- X	83	1/3 PER PERIOD. TDLR VERIFICATION BOUNDARY. **TBX-29**
003300	TCX-1-1300-3 RV CLOSURE HEAD MERIDIONAL WELD R157R832RB	B-A B1.22	UT	1 - -	- - X	- -	83	TDLR VERIFICATION BOUNDARY. **TBX-29**
003400	TCX-1-1300-4 RV CLOSURE HEAD MERIDIONAL WELD	B-A B1.22	UT	1 - -	- - -	- X	83	TDLR VERIFICATION BOUNDARY. **TBX-29**

COMANCHE PEAK UNIT 2
 INSERVICE INSPECTION PLAN
 CLASS 1 SCHED/COMPL COMPONENTS

SUMMARY EXAMINATION AREA NUMBER IDENTIFICATION	INSPECTION INTERVAL		PLAN STATUS			PRESERVICE YEAR	INSTRUCTIONS **CALIBRATION BLOCK**
	ASME SEC. XI CATGY NDE ITEM NO METH		FIRST PERIOD	SECOND PERIOD	THIRD PERIOD		
			1 2	1 2 3	1 2		

REACTOR COOLANT TCX-RCPCRV-01

003500	TCX-1-1300-5 RV CLOSURE HEAD MERIDIONAL WELD	B-A B1.22	UT	1 - -	- - -	- X	83	TDLR VERIFICATION BOUNDARY. **TBX-29**
003600	TCX-1-1300-6 RV CLOSURE HEAD MERIDIONAL WELD	B-A B1.22	UT	1 C -	- - -	- -	83	TDLR VERIFICATION BOUNDARY. **TBX-29**
003700	TCX-1-1300-CB75 CONOSEAL BOLTING R157 860RB	B-G-2 B7.80	VT-1	1 - -	- - -	- X	84	TDLR VERIFICATION BOUNDARY.
003800	TCX-1-1300-CB76 CONOSEAL BOLTING R157 860RB	B-G-2 B7.80	VT-1	1 - -	- - -	- X	84	TDLR VERIFICATION BOUNDARY.
003900	TCX-1-1300-CB77 CONOSEAL BOLTING R157 860RB	B-G-2 B7.80	VT-1	1 - -	- - -	- X	84	TDLR VERIFICATION BOUNDARY.
004000	TCX-1-1300-CB78 CONOSEAL BOLTING R157 860RB	B-G-2 B7.80	VT-1	1 - -	- - -	- X	84	TDLR VERIFICATION BOUNDARY.
005150	TCX-1-1300A-CRD75 CONTROL ROD DRIVE R155 860RB	B-O B14.10	PT	1 - -	- - -	- X	83	TDLR VERIFICATION BOUNDARY.

COMANCHE PEAK UNIT 2
 INSERVICE INSPECTION PLAN
 CLASS 1 SCHED/COMPL COMPONENTS

INSPECTION INTERVAL		PLAN STATUS			PRESERVICE YEAR	INSTRUCTIONS
		FIRST PERIOD	SECOND PERIOD	THIRD PERIOD		
ASME						
SEC. XI		-----				
CATGY NDE		- - - - - O U T A G E - - - - -				
ITEM NO METH		1 2	1 2 3	1 2		**CALIBRATION BLOCK**

REACTOR COOLANT TCX-RCPCRV-01

005200	TCX-1-1300A-CRD76 CONTROL ROD DRIVE	B-O B14.10	PT	1 - -	- - -	- X	83	TDLR VERIFICATION BOUNDARY.
005250	TCX-1-1300A-CRD77 CONTROL ROD DRIVE	B-O B14.10	PT	1 - -	- - -	- X	83	TDLR VERIFICATION BOUNDARY.
005300	TCX-1-1300A-CRD78 CONTROL ROD DRIVE	B-O B14.10	PT	1 - -	- - -	- X	83	TDLR VERIFICATION BOUNDARY.
005400	TCX-1-1400-1 RV STUD R160 905RB	B-G-1 B6.30	UT MT	1 C -	- - -	- -	82	TDLR VERIFICATION BOUNDARY. **TBX-52**
005420	TCX-1-1400-2 RV STUD R160 905RB	B-G-1 B6.30	UT MT	1 C -	- - -	- -	82	TDLR VERIFICATION BOUNDARY. **TBX-52**
005440	TCX-1-1400-3 RV STUD R160 905RB	B-G-1 B6.30	UT MT	1 C -	- - -	- -	82	TDLR VERIFICATION BOUNDARY. **TBX-52**
005460	TCX-1-1400-4 RV STUD R160 905RB	B-G-1 B6.30	UT MT	1 C -	- - -	- -	82	TDLR VERIFICATION BOUNDARY. **TBX-52**

COMANCHE PEAK UNIT 2
 INSERVICE INSPECTION PLAN
 CLASS 1 SCHED/COMPL COMPONENTS

SUMMARY EXAMINATION AREA NUMBER IDENTIFICATION	INSPECTION INTERVAL		PLAN STATUS			PRESERVICE YEAR	INSTRUCTIONS
	ASME SEC. XI CATGY NDE ITEM NO METH		FIRST PERIOD	SECOND PERIOD	THIRD PERIOD		
			1 2	1 2 3	1 2		**CALIBRATION BLOCK**

REACTOR COOLANT TCX-RCPCRV-01

005480	TCX-1-1400-5 RV STUD R160 905RB	B-G-1 UT B6.30 MT	1 C -	- - -	- -	82	TDLR VERIFICATION BOUNDARY. **TBX-52**
005500	TCX-1-1400-6 RV STUD R160 905RB	B-G-1 UT B6.30 MT	1 C -	- - -	- -	82	TDLR VERIFICATION BOUNDARY. **TBX-52**
005520	TCX-1-1400-7 RV STUD R160 905RB	B-G-1 UT B6.30 MT	1 C -	- - -	- -	82	TDLR VERIFICATION BOUNDARY. **TBX-52**
005540	TCX-1-1400-8 RV STUD R160 905RB	B-G-1 UT B6.30 MT	1 C -	- - -	- -	82	TDLR VERIFICATION BOUNDARY. **TBX-52**
005560	TCX-1-1400-9 RV STUD R160 905RB	B-G-1 UT B6.30 MT	1 C -	- - -	- -	82	TDLR VERIFICATION BOUNDARY. **TBX-52**
005580	TCX-1-1400-10 RV STUD R160 905RB	B-G-1 UT B6.30 MT	1 C -	- - -	- -	82	TDLR VERIFICATION BOUNDARY. **TBX-52**
005600	TCX-1-1400-11 RV STUD R160 905RB	B-G-1 UT B6.30 MT	1 C -	- - -	- -	82	TDLR VERIFICATION BOUNDARY. **TBX-52**

COMANCHE PEAK UNIT 2
 INSERVICE INSPECTION PLAN
 CLASS 1 SCHED/COMPL COMPONENTS

INSPECTION INTERVAL		PLAN STATUS			PRESERVICE YEAR
		FIRST PERIOD	SECOND PERIOD	THIRD PERIOD	
ASME					
SEC. XI					
CATGY NDE		O U T A G E			INSTRUCTIONS
ITEM NO METH		1 2	1 2 3	1 2	**CALIBRATION BLOCK**

REACTOR COOLANT TCX-RCPCRV-01

005620	TCX-1-1400-12 RV STUD R160 905RB	B-G-1 B6.30	UT MT	1 C -	- - -	- -	82	TDLR VERIFICATION BOUNDARY. **TBX-52**
005640	TCX-1-1400-13 RV STUD R160 905RB	B-G-1 B6.30	UT MT	1 C -	- - -	- -	82	TDLR VERIFICATION BOUNDARY. **TBX-52**
005660	TCX-1-1400-14 RV STUD R160 905RB	B-G-1 B6.30	UT MT	1 C -	- - -	- -	82	TDLR VERIFICATION BOUNDARY. **TBX-52**
005680	TCX-1-1400-15 RV STUD R160 905RB	B-G-1 B6.30	UT MT	1 C -	- - -	- -	82	TDLR VERIFICATION BOUNDARY. **TBX-52**
005700	TCX-1-1400-16 RV STUD R160 905RB	B-G-1 B6.30	UT MT	1 C -	- - -	- -	82	TDLR VERIFICATION BOUNDARY. **TBX-52**
005720	TCX-1-1400-17 RV STUD R160 905RB	B-G-1 B6.30	UT MT	1 C -	- - -	- -	82	TDLR VERIFICATION BOUNDARY. **TBX-52**
005740	TCX-1-1400-18 RV STUD R160 905RB	B-G-1 B6.30	UT MT	1 C -	- - -	- -	82	TDLR VERIFICATION BOUNDARY. **TBX-52**

COMANCHE PEAK UNIT 2
 INSERVICE INSPECTION PLAN
 CLASS 1 SCHED/COMPL COMPONENTS

INSPECTION INTERVAL		PLAN STATUS			PRESERVICE YEAR
		FIRST PERIOD	SECOND PERIOD	THIRD PERIOD	
ASME					
SEC. XI		-----			
CATGY NDE		O U T A G E			INSTRUCTIONS
ITEM NO METH		1 2	1 2 3	1 2	**CALIBRATION BLOCK**

REACTOR COOLANT TCX-RCPCRV-01

005760	TCX-1-1400-19 RV STUD R160 905RB	B-G-1 B6.30	UT MT	1 - -	C - - -	82	TDLR VERIFICATION BOUNDARY. **TBX-52**
005780	TCX-1-1400-20 RV STUD R160 905RB	B-G-1 B6.30	UT MT	1 - -	C - - -	82	TDLR VERIFICATION BOUNDARY. **TBX-52**
005800	TCX-1-1400-21 RV STUD R160 905RB	B-G-1 B6.30	UT MT	1 - -	C - - -	82	TDLR VERIFICATION BOUNDARY. **TBX-52**
005820	TCX-1-1400-22 RV STUD R160 905RB	B-G-1 B6.30	UT MT	1 - -	C - - -	82	TDLR VERIFICATION BOUNDARY. **TBX-52**
005840	TCX-1-1400-23 RV STUD R160 905RB	B-G-1 B6.30	UT MT	1 - -	C - - -	82	TDLR VERIFICATION BOUNDARY. **TBX-52**
005860	TCX-1-1400-24 RV STUD R160 905RB	B-G-1 B6.30	UT MT	1 - -	C - - -	82	TDLR VERIFICATION BOUNDARY. **TBX-52**
005880	TCX-1-1400-25 RV STUD R160 905RB	B-G-1 B6.30	UT MT	1 - -	C - - -	82	TDLR VERIFICATION BOUNDARY. **TBX-52**

COMANCHE PEAK UNIT 2
 INSERVICE INSPECTION PLAN
 CLASS 1 SCHED/COMPL COMPONENTS

INSPECTION INTERVAL		PLAN STATUS			PRESERVICE YEAR
		FIRST PERIOD	SECOND PERIOD	THIRD PERIOD	
ASME					
SEC. XI		-----			
CATGY NDE		O U T A G E			INSTRUCTIONS
ITEM NO METH		1 2	1 2 3	1 2	**CALIBRATION BLOCK**

REACTOR COOLANT TCX-RCPCRV-01

005900	TCX-1-1400-26 RV STUD R160 905RB	B-G-1 B6.30	UT MT	1 - -	C - - -	82	TDLR VERIFICATION BOUNDARY. **TBX-52**
005920	TCX-1-1400-27 RV STUD R160 905RB	B-G-1 B6.30	UT MT	1 - -	C - - -	82	TDLR VERIFICATION BOUNDARY. **TBX-52**
005940	TCX-1-1400-28 RV STUD R160 905RB	B-G-1 B6.30	UT MT	1 - -	C - - -	82	TDLR VERIFICATION BOUNDARY. **TBX-52**
005960	TCX-1-1400-29 RV STUD R160 905RB	B-G-1 B6.30	UT MT	1 - -	C - - -	82	TDLR VERIFICATION BOUNDARY. **TBX-52**
005980	TCX-1-1400-30 RV STUD R160 905RB	B-G-1 B6.30	UT MT	1 - -	C - - -	82	TDLR VERIFICATION BOUNDARY. **TBX-52**
006000	TCX-1-1400-31 RV STUD R160 905RB	B-G-1 B6.30	UT MT	1 - -	C - - -	82	TDLR VERIFICATION BOUNDARY. **TBX-52**
006020	TCX-1-1400-32 RV STUD R160 905RB	B-G-1 B6.30	UT MT	1 - -	C - - -	82	TDLR VERIFICATION BOUNDARY. **TBX-52**

COMANCHE PEAK UNIT 2
 INSERVICE INSPECTION PLAN
 CLASS 1 SCHED/COMPL COMPONENTS

SUMMARY EXAMINATION AREA NUMBER IDENTIFICATION	INSPECTION INTERVAL		PLAN STATUS			PRESERVICE YEAR	INSTRUCTIONS **CALIBRATION BLOCK**
	ASME SEC. XI CATGY NDE ITEM NO METH		FIRST PERIOD	SECOND PERIOD	THIRD PERIOD		
			1 2	1 2 3	1 2		

REACTOR COOLANT TCX-RCPCRV-01

006040	TCX-1-1400-33 RV STUD R160 905RB	B-G-1 B6.30	UT MT	1 - -	C - -	- -	82	TDLR VERIFICATION BOUNDARY. **TBX-52**
006060	TCX-1-1400-34 RV STUD R160 905RB	B-G-1 B6.30	UT MT	1 - -	C - -	- -	82	TDLR VERIFICATION BOUNDARY. **TBX-52**
006080	TCX-1-1400-35 RV STUD R160 905RB	B-G-1 B6.30	UT MT	1 - -	C - -	- -	82	TDLR VERIFICATION BOUNDARY. **TBX-52**
006100	TCX-1-1400-36 RV STUD R160 905RB	B-G-1 B6.30	UT MT	1 - -	C - -	- -	82	TDLR VERIFICATION BOUNDARY. **TBX-52**
006120	TCX-1-1400-37 RV STUD	B-G-1 B6.30	UT MT	1 - -	- - -	X -	82	TDLR VERIFICATION BOUNDARY. **TBX-52**
006140	TCX-1-1400-38 RV STUD	B-G-1 B6.30	UT MT	1 - -	- - -	X -	82	TDLR VERIFICATION BOUNDARY. **TBX-52**
006160	TCX-1-1400-39 RV STUD	B-G-1 B6.30	UT MT	1 - -	- - -	X -	82	TDLR VERIFICATION BOUNDARY. **TBX-52**

COMANCHE PEAK UNIT 2
 INSERVICE INSPECTION PLAN
 CLASS 1 SCHED/COMPL COMPONENTS

SUMMARY EXAMINATION AREA NUMBER IDENTIFICATION	INSPECTION INTERVAL ASME SEC. XI CATGY NDE ITEM NO METH	PLAN STATUS			PRESERVICE YEAR	INSTRUCTIONS **CALIBRATION BLOCK**
		FIRST PERIOD	SECOND PERIOD	THIRD PERIOD		
		1 2	1 2 3	1 2		

REACTOR COOLANT TCX-RCPCRV-01

006180	TCX-1-1400-40 RV STUD	B-G-1 B6.30	UT MT	1 - -	- - -	X -	82	TDLR VERIFICATION BOUNDARY. **TBX-52**
006200	TCX-1-1400-41 RV STUD	B-G-1 B6.30	UT MT	1 - -	- - -	X -	82	TDLR VERIFICATION BOUNDARY. **TBX-52**
006220	TCX-1-1400-42 RV STUD	B-G-1 B6.30	UT MT	1 - -	- - -	X -	82	TDLR VERIFICATION BOUNDARY. **TBX-52**
006240	TCX-1-1400-43 RV STUD	B-G-1 B6.30	UT MT	1 - -	- - -	X -	82	TDLR VERIFICATION BOUNDARY. **TBX-52**
006260	TCX-1-1400-44 RV STUD	B-G-1 B6.30	UT MT	1 - -	- - -	X -	82	TDLR VERIFICATION BOUNDARY. **TBX-52**
006280	TCX-1-1400-45 RV STUD	B-G-1 B6.30	UT MT	1 - -	- - -	X -	82	TDLR VERIFICATION BOUNDARY. **TBX-52**
006300	TCX-1-1400-46 RV STUD	B-G-1 B6.30	UT MT	1 - -	- - -	X -	82	TDLR VERIFICATION BOUNDARY. **TBX-52**

COMANCHE PEAK UNIT 2
 INSERVICE INSPECTION PLAN
 CLASS 1 SCHED/COMPL COMPONENTS

SUMMARY EXAMINATION AREA NUMBER IDENTIFICATION	INSPECTION INTERVAL	PLAN STATUS			PRESERVICE YEAR	INSTRUCTIONS
		FIRST PERIOD	SECOND PERIOD	THIRD PERIOD		
	ASME					
	SEC. XI	-----				
	CATGY NDE	O U T A G E				
	ITEM NO METH	1 2	1 2 3	1 2		**CALIBRATION BLOCK**

REACTOR COOLANT TCX-RCPCRV-01

006320	TCX-1-1400-47 RV STUD	B-G-1 B6.30	UT MT	1 - -	- - -	X -	82	TDLR VERIFICATION BOUNDARY. **TBX-52**
006340	TCX-1-1400-48 RV STUD	B-G-1 B6.30	UT MT	1 - -	- - -	X -	82	TDLR VERIFICATION BOUNDARY. **TBX-52**
006360	TCX-1-1400-49 RV STUD	B-G-1 B6.30	UT MT	1 - -	- - -	X -	82	TDLR VERIFICATION BOUNDARY. **TBX-52**
006380	TCX-1-1400-50 RV STUD	B-G-1 B6.30	UT MT	1 - -	- - -	X -	82	TDLR VERIFICATION BOUNDARY. **TBX-52**
006400	TCX-1-1400-51 RV STUD	B-G-1 B6.30	UT MT	1 - -	- - -	X -	82	TDLR VERIFICATION BOUNDARY. **TBX-52**
006420	TCX-1-1400-52 RV STUD	B-G-1 B6.30	UT MT	1 - -	- - -	X -	82	TDLR VERIFICATION BOUNDARY. **TBX-52**
006440	TCX-1-1400-53 RV STUD	B-G-1 B6.30	UT MT	1 - -	- - -	X -	82	TDLR VERIFICATION BOUNDARY. **TBX-52**

COMANCHE PEAK UNIT 2
 INSERVICE INSPECTION PLAN
 CLASS 1 SCHED/COMPL COMPONENTS

SUMMARY EXAMINATION AREA NUMBER IDENTIFICATION	INSPECTION INTERVAL	PLAN STATUS			PRESERVICE YEAR	INSTRUCTIONS
		FIRST PERIOD	SECOND PERIOD	THIRD PERIOD		
	ASME SEC. XI					
	CATGY NDE	O U T A G E				
	ITEM NO METH	1 2	1 2 3	1 2		**CALIBRATION BLOCK**

REACTOR COOLANT TCX-RCPCRV-01

006460	TCX-1-1400-54 RV STUD	B-G-1 B6.30	UT MT	1 - -	- - -	X -	82	TDLR VERIFICATION BOUNDARY. **TBX-52**
006600	TCX-1-1400-1 RV NUT R160 905RB	B-G-1 B6.10	MT	1 C -	- - -	- -	82	TDLR VERIFICATION BOUNDARY.
006620	TCX-1-1400-2 RV NUT R160 905RB	B-G-1 B6.10	MT	1 C -	- - -	- -	82	TDLR VERIFICATION BOUNDARY.
006640	TCX-1-1400-3 RV NUT R160 905RB	B-G-1 B6.10	MT	1 C -	- - -	- -	82	TDLR VERIFICATION BOUNDARY.
006660	TCX-1-1400-4 RV NUT R160 905RB	B-G-1 B6.10	MT	1 C -	- - -	- -	82	TDLR VERIFICATION BOUNDARY.
006680	TCX-1-1400-5 RV NUT R160 905RB	B-G-1 B6.10	MT	1 C -	- - -	- -	82	TDLR VERIFICATION BOUNDARY.
006700	TCX-1-1400-6 RV NUT R160 905RB	B-G-1 B6.10	MT	1 C -	- - -	- -	82	TDLR VERIFICATION BOUNDARY.

COMANCHE PEAK UNIT 2
 INSERVICE INSPECTION PLAN
 CLASS 1 SCHED/COMPL COMPONENTS

SUMMARY EXAMINATION AREA NUMBER IDENTIFICATION	INSPECTION INTERVAL	PLAN STATUS			PRESERVICE YEAR	INSTRUCTIONS **CALIBRATION BLOCK**
		FIRST PERIOD	SECOND PERIOD	THIRD PERIOD		
	ASME SEC. XI CARGY NDE ITEM NO METH	----- ----- ----- 1 2	----- ----- ----- 1 2 3	----- ----- ----- 1 2		

REACTOR COOLANT TCX-RCPCRV-01

006720	TCX-1-1400-7 RV NUT R160 905RB	B-G-1 B6.10	MT	1 C -	- - -	- -	82	TDLR VERIFICATION BOUNDARY.
006740	TCX-1-1400-8 RV NUT R160 905RB	B-G-1 B6.10	MT	1 C -	- - -	- -	82	TDLR VERIFICATION BOUNDARY.
006760	TCX-1-1400-9 RV NUT R160 905RB	B-G-1 B6.10	MT	1 C -	- - -	- -	82	TDLR VERIFICATION BOUNDARY.
006780	TCX-1-1400-10 RV NUT R160 905RB	B-G-1 B6.10	MT	1 C -	- - -	- -	82	TDLR VERIFICATION BOUNDARY.
006800	TCX-1-1400-11 RV NUT R160 905RB	B-G-1 B6.10	MT	1 C -	- - -	- -	82	TDLR VERIFICATION BOUNDARY.
006820	TCX-1-1400-12 RV NUT R160 905RB	B-G-1 B6.10	MT	1 C -	- - -	- -	82	TDLR VERIFICATION BOUNDARY.
006840	TCX-1-1400-13 RV NUT R160 905RB	B-G-1 B6.10	MT	1 C -	- - -	- -	82	TDLR VERIFICATION BOUNDARY.

COMANCHE PEAK UNIT 2
 INSERVICE INSPECTION PLAN
 CLASS 1 SCHED/COMPL COMPONENTS

INSPECTION INTERVAL		PLAN STATUS			PRESERVICE YEAR	
		FIRST PERIOD	SECOND PERIOD	THIRD PERIOD		
ASME		-----			INSTRUCTIONS **CALIBRATION BLOCK**	
SEC. XI		-----				
CATGY	MDE	O U T A G E				
NUMBER	IDENTIFICATION	ITEM NO	METH	1 2	1 2 3	1 2

REACTOR COOLANT TCX-RCPCRV-01

006860	TCX-1-1400-14 RV NUT R160 905RB	B-G-1 B6.10	MT	1 C -	- - -	- -	82	TDLR VERIFICATION BOUNDARY.
006880	TCX-1-1400-15 RV NUT R160 905RB	B-G-1 B6.10	MT	1 C -	- - -	- -	82	TDLR VERIFICATION BOUNDARY.
006900	TCX-1-1400-16 RV NUT R160 905RB	B-G-1 B6.10	MT	1 C -	- - -	- -	82	TDLR VERIFICATION BOUNDARY.
006920	TCX-1-1400-17 RV NUT R160 905RB	B-G-1 B6.10	MT	1 C -	- - -	- -	82	TDLR VERIFICATION BOUNDARY.
006940	TCX-1-1400-18 RV NUT R160 905RB	B-G-1 B6.10	MT	1 C -	- - -	- -	82	TDLR VERIFICATION BOUNDARY.
006960	TCX-1-1400-19 RV NUT R160 905RB	B-G-1 B6.10	MT	1 - -	C - -	- -	82	TDLR VERIFICATION BOUNDARY.
006980	TCX-1-1400-20 RV NUT R160 905RB	B-G-1 B6.10	MT	1 - -	C - -	- -	82	TDLR VERIFICATION BOUNDARY.

COMANCHE PEAK UNIT 2
 INSERVICE INSPECTION PLAN
 CLASS 1 SCHED/COMPL COMPONENTS

SUMMARY EXAMINATION AREA NUMBER IDENTIFICATION	INSPECTION INTERVAL ASME SEC. XI CATGY NDE ITEM NO METH	PLAN STATUS			PRESERVICE YEAR	INSTRUCTIONS **CALIBRATION BLOCK**
		FIRST PERIOD	SECOND PERIOD	THIRD PERIOD		
		1 2	1 2 3	1 2		

REACTOR COOLANT TCX-RCPCR-01

007000	TCX-1-1400-21 RV NUT R160 905RB	B-G-1 MT B6.10	1 - -	C - - - -	82	TDLR VERIFICATION BOUNDARY.
007020	TCX-1-1400-22 RV NUT R160 905RB	B-G-1 MT B6.10	1 - -	C - - - -	82	TDLR VERIFICATION BOUNDARY.
007040	TCX-1-1400-23 RV NUT R160 905RB	B-G-1 MT B6.10	1 - -	C - - - -	82	TDLR VERIFICATION BOUNDARY.
007060	TCX-1-1400-24 RV NUT R160 905RB	B-G-1 MT B6.10	1 - -	C - - - -	82	TDLR VERIFICATION BOUNDARY.
007080	TCX-1-1400-25 RV NUT R160 905RB	B-G-1 MT B6.10	1 - -	C - - - -	82	TDLR VERIFICATION BOUNDARY.
007100	TCX-1-1400-26 RV NUT R160 905RB	B-G-1 MT B6.10	1 - -	C - - - -	82	TDLR VERIFICATION BOUNDARY.
007120	TCX-1-1400-27 RV NUT R160 905RB	B-G-1 MT B6.10	1 - -	C - - - -	82	TDLR VERIFICATION BOUNDARY.

COMANCHE PEAK UNIT 2
 INSERVICE INSPECTION PLAN
 CLASS 1 SCHED/COMPL COMPONENTS

INSPECTION INTERVAL		PLAN STATUS			PRESERVICE YEAR	INSTRUCTIONS
		FIRST PERIOD	SECOND PERIOD	THIRD PERIOD		
ASME						
SEC. XI		-----				
CATGY NDE		O U T A G E				
ITEM NO METH		1 2	1 2 3	1 2		**CALIBRATION BLOCK**

REACTOR COOLANT TCX-RCPCRV-01

007140	TCX-1-1400-28 RV NUT R160 905RB	B-G-1 B6.10	MT	1 - -	C - - -	82	TDLR VERIFICATION BOUNDARY.
007160	TCX-1-1400-29 RV NUT R160 905RB	B-G-1 B6.10	MT	1 - -	C - - -	82	TDLR VERIFICATION BOUNDARY.
007180	TCX-1-1400-30 RV NUT R160 905RB	B-G-1 B6.10	MT	1 - -	C - - -	82	TDLR VERIFICATION BOUNDARY.
007200	TCX-1-1400-31 RV NUT R160 905RB	B-G-1 B6.10	MT	1 - -	C - - -	82	TDLR VERIFICATION BOUNDARY.
007220	TCX-1-1400-32 RV NUT R160 905RB	B-G-1 B6.10	MT	1 - -	C - - -	82	TDLR VERIFICATION BOUNDARY.
007240	TCX-1-1400-33 RV NUT R160 905RB	B-G-1 B6.10	MT	1 - -	C - - -	82	TDLR VERIFICATION BOUNDARY.
007260	TCX-1-1400-34 RV NUT R160 905RB	B-G-1 B6.10	MT	1 - -	C - - -	82	TDLR VERIFICATION BOUNDARY.

COMANCHE PEAK UNIT 2
 INSERVICE INSPECTION PLAN
 CLASS 1 SCHED/COMPL COMPONENTS

SUMMARY EXAMINATION AREA NUMBER IDENTIFICATION	INSPECTION INTERVAL ASME SEC. XI CATGY NDE ITEM NO METH	PLAN STATUS			PRESERVICE YEAR	INSTRUCTIONS **CALIBRATION BLOCK**
		FIRST PERIOD	SECOND PERIOD	THIRD PERIOD		
		1 2	1 2 3	1 2		

REACTOR COOLANT TCX-RCPCR-01

007280	TCX-1-1400-35 RV NUT R160 905RB	B-G-1 MT B6.10	1 - -	C - - -	- -	82	TDLR VERIFICATION BOUNDARY.
007300	TCX-1-1400-36 RV NUT R160 905RB	B-G-1 MT B6.10	1 - -	C - - -	- -	82	TDLR VERIFICATION BOUNDARY.
007320	TCX-1-1400-37 RV NUT	B-G-1 MT B6.10	1 - -	- - -	X -	82	TDLR VERIFICATION BOUNDARY.
007340	TCX-1-1400-38 RV NUT	B-G-1 MT B6.10	1 - -	- - -	X -	82	TDLR VERIFICATION BOUNDARY.
007360	TCX-1-1400-39 RV NUT	B-G-1 MT B6.10	1 - -	- - -	X -	82	TDLR VERIFICATION BOUNDARY.
007380	TCX-1-1400-40 RV NUT	B-G-1 MT B6.10	1 - -	- - -	X -	82	TDLR VERIFICATION BOUNDARY.
007400	TCX-1-1400-41 RV NUT	B-G-1 MT B6.10	1 - -	- - -	X -	82	TDLR VERIFICATION BOUNDARY.

COMANCHE PEAK UNIT 2
 INSERVICE INSPECTION PLAN
 CLASS 1 SCHED/COMPL COMPONENTS

SUMMARY EXAMINATION AREA NUMBER IDENTIFICATION	INSPECTION INTERVAL	PLAN STATUS			PRESERVICE YEAR	INSTRUCTIONS
		ASME SEC. XI CATGY NDE ITEM NO METH	FIRST PERIOD	SECOND PERIOD		
			O U T A G E			**CALIBRATION BLOCK**
			1 2	1 2 3	1 2	

REACTOR COOLANT TCX-RCPCRV-01

007420	TCX-1-1400-42 RV NUT	B-G-1 B6.10	MT	1 - -	- - -	X -	82	TDLR VERIFICATION BOUNDARY.
007440	TCX-1-1400-43 RV NUT	B-G-1 B6.10	MT	1 - -	- - -	X -	82	TDLR VERIFICATION BOUNDARY.
007460	TCX-1-1400-44 RV NUT	B-G-1 B6.10	MT	1 - -	- - -	X -	82	TDLR VERIFICATION BOUNDARY.
007480	TCX-1-1400-45 RV NUT	B-G-1 B6.10	MT	1 - -	- - -	X -	82	TDLR VERIFICATION BOUNDARY.
007500	TCX-1-1400-46 RV NUT	B-G-1 B6.10	MT	1 - -	- - -	X -	82	TDLR VERIFICATION BOUNDARY.
007520	TCX-1-1400-47 RV NUT	B-G-1 B6.10	MT	1 - -	- - -	X -	82	TDLR VERIFICATION BOUNDARY.
007540	TCX-1-1400-48 RV NUT	B-G-1 B6.10	MT	1 - -	- - -	X -	82	TDLR VERIFICATION BOUNDARY.

COMANCHE PEAK UNIT 2
 INSERVICE INSPECTION PLAN
 CLASS 1 SCHED/COMPL COMPONENTS

		INSPECTION INTERVAL		PLAN STATUS			PRESERVICE YEAR	INSTRUCTIONS
				FIRST PERIOD	SECOND PERIOD	THIRD PERIOD		
SUMMARY EXAMINATION AREA		ASME						
NUMBER IDENTIFICATION		SEC. XI						
		CATGY NDE			O U T A G E			
		ITEM NO METH	1 2	1 2 3	1 2			**CALIBRATION BLOCK**

REACTOR COOLANT TCX-RCPCRV-01

007560	TCX-1-1400-49 RV NUT	B-G-1 B6.10	MT	1 - -	- - -	X -	82	TDLR VERIFICATION BOUNDARY.
007580	TCX-1-1400-50 RV NUT	B-G-1 B6.10	MT	1 - -	- - -	X -	82	TDLR VERIFICATION BOUNDARY.
007600	TCX-1-1400-51 RV NUT	B-G-1 B6.10	MT	1 - -	- - -	X -	82	TDLR VERIFICATION BOUNDARY.
007620	TCX-1-1400-52 RV NUT	B-G-1 B6.10	MT	1 - -	- - -	X -	82	TDLR VERIFICATION BOUNDARY.
007640	TCX-1-1400-53 RV NUT	B-G-1 B6.10	MT	1 - -	- - -	X -	82	TDLR VERIFICATION BOUNDARY.
007660	TCX-1-1400-54 RV NUT	B-G-1 B6.10	MT	1 - -	- - -	X -	82	TDLR VERIFICATION BOUNDARY.
007800	TCX-1-1400-1 RV WASHER R160 905RB	B-G-1 B6.50	VT-1	1 C -	- - -	- -	82	TDLR VERIFICATION BOUNDARY.

COMANCHE PEAK UNIT 2
 INSERVICE INSPECTION PLAN
 CLASS 1 SCHED/COMPL COMPONENTS

SUMMARY EXAMINATION AREA NUMBER IDENTIFICATION	INSPECTION INTERVAL	PLAN STATUS			PRESERVICE YEAR	INSTRUCTIONS **CALIBRATION BLOCK**
		FIRST PERIOD	SECOND PERIOD	THIRD PERIOD		
	ASME					
	SEC. XI					
	CATGY NDE	O U T A G E				
	ITEM NO METH	1 2	1 2 3	1 2		

REACTOR COOLANT TCX-RCPCRV-01

007820	TCX-1-1400-2 RV WASHER R160 905RB	B-G-1 B6.50	VT-1 1 C -	- - -	- -	82	TDLR VERIFICATION BOUNDARY.
007840	TCX-1-1400-3 RV WASHER R160 905RB	B-G-1 B6.50	VT-1 1 C -	- - -	- -	82	TDLR VERIFICATION BOUNDARY.
007860	TCX-1-1400-4 RV WASHER R160 905RB	B-G-1 B6.50	VT-1 1 C -	- - -	- -	82	TDLR VERIFICATION BOUNDARY.
007880	TCX-1-1400-5 RV WASHER R160 905RB	B-G-1 B6.50	VT-1 1 C -	- - -	- -	82	TDLR VERIFICATION BOUNDARY.
007900	TCX-1-1400-6 RV WASHER R160 905RB	B-G-1 B6.50	VT-1 1 C -	- - -	- -	82	TDLR VERIFICATION BOUNDARY.
007920	TCX-1-1400-7 RV WASHER R160 905RB	B-G-1 B6.50	VT-1 1 C -	- - -	- -	82	TDLR VERIFICATION BOUNDARY.
007940	TCX-1-1400-8 RV WASHER R160 905RB	B-G-1 B6.50	VT-1 1 C -	- - -	- -	82	TDLR VERIFICATION BOUNDARY.

COMANCHE PEAK UNIT 2
 INSERVICE INSPECTION PLAN
 CLASS 1 SCHED/COMPL COMPONENTS

		INSPECTION INTERVAL		PLAN STATUS			PRESERVICE YEAR	INSTRUCTIONS
				FIRST PERIOD	SECOND PERIOD	THIRD PERIOD		
SUMMARY EXAMINATION AREA		ASME	-----					
NUMBER IDENTIFICATION		SEC. XI	-----					
		CATGY NDE	O U T A G E					
		ITEM NO METH	1 2	1 2 3	1 2		**CALIBRATION BLOCK**	

REACTOR COOLANT TCX-RCPCRV-01

007960	TCX-1-1400-9 RV WASHER R160 905RB	B-G-1	VT-1	1 C -	- - -	- -	82	TDLR VERIFICATION BOUNDARY.
007980	TCX-1-1400-10 RV WASHER R160 905RB	B-G-1	VT-1	1 C -	- - -	- -	82	TDLR VERIFICATION BOUNDARY.
008000	TCX-1-1400-11 RV WASHER R160 905RB	B-G-1	VT-1	1 C -	- - -	- -	82	TDLR VERIFICATION BOUNDARY.
008020	TCX-1-1400-12 RV WASHER R160 905RB	B-G-1	VT-1	1 C -	- - -	- -	82	TDLR VERIFICATION BOUNDARY.
008040	TCX-1-1400-13 RV WASHER R160 905RB	B-G-1	VT-1	1 C -	- - -	- -	82	TDLR VERIFICATION BOUNDARY.
008060	TCX-1-1400-14 RV WASHER R160 905RB	B-G-1	VT-1	1 C -	- - -	- -	82	TDLR VERIFICATION BOUNDARY.
008080	TCX-1-1400-15 RV WASHER R160 905RB	B-G-1	VT-1	1 C -	- - -	- -	82	TDLR VERIFICATION BOUNDARY.

COMANCHE PEAK UNIT 2
 INSERVICE INSPECTION PLAN
 CLASS 1 SCHED/COMPL COMPONENTS

		INSPECTION INTERVAL		PLAN STATUS			PRESERVICE YEAR	INSTRUCTIONS
				FIRST PERIOD	SECOND PERIOD	THIRD PERIOD		
SUMMARY EXAMINATION AREA		ASME	-----					
NUMBER IDENTIFICATION		SEC. XI	-----					
		CATGY NDE	O U T A G E					
		ITEM NO METH	1 2	1 2 3	1 2		**CALIBRATION BLOCK**	

REACTOR COOLANT TCX-RCPCRV-01

008100	TCX-1-1400-16 RV WASHER R160 905RB	B-G-1 B6.50	VT-1 1 C -	- - -	- -	82	TDLR VERIFICATION BOUNDARY.
008120	TCX-1-1400-17 RV WASHER R160 905RB	B-G-1 B6.50	VT-1 1 - -	C - -	- -	82	TDLR VERIFICATION BOUNDARY.
008140	TCX-1-1400-18 RV WASHER R160 905RB	B-G-1 B6.50	VT-1 1 C -	- - -	- -	82	TDLR VERIFICATION BOUNDARY.
008160	TCX-1-1400-19 RV WASHER R160 905RB	B-G-1 B6.50	VT-1 1 - -	C - -	- -	82	TDLR VERIFICATION BOUNDARY.
008180	TCX-1-1400-20 RV WASHER R160 905RB	B-G-1 B6.50	VT-1 1 - -	C - -	- -	82	TDLR VERIFICATION BOUNDARY.
008200	TCX-1-1400-21 RV WASHER	B-G-1 B6.50	VT-1 1 C -	- - -	- -	82	TDLR VERIFICATION BOUNDARY.
008220	TCX-1-1400-22 RV WASHER R160 905RB	B-G-1 B6.50	VT-1 1 - -	C - -	- -	82	TDLR VERIFICATION BOUNDARY.

COMANCHE PEAK UNIT 2
 INSERVICE INSPECTION PLAN
 CLASS 1 SCHED/COMPL COMPONENTS

		INSPECTION INTERVAL		PLAN STATUS			PRESERVICE YEAR	INSTRUCTIONS
				FIRST PERIOD	SECOND PERIOD	THIRD PERIOD		
SUMMARY EXAMINATION AREA		ASME						
NUMBER IDENTIFICATION		SEC. XI						
		CATGY NDE		O U T A G E				
		ITEM NO METH	1 2	1 2 3	1 2		**CALIBRATION BLOCK**	

REACTOR COOLANT TCX-RCPCRV-01

008240	TCX-1-1400-23 RV WASHER R160 905RB	B-G-1 B6.50	VT-1 1 - -	C - - - -	82	TDLR VERIFICATION BOUNDARY.
008260	TCX-1-1400-24 RV WASHER R160 905RB	B-G-1 B6.50	VT-1 1 - -	C - - - -	82	TDLR VERIFICATION BOUNDARY.
008280	TCX-1-1400-25 RV WASHER R160 905RB	B-G-1 B6.50	VT-1 1 - -	C - - - -	82	TDLR VERIFICATION BOUNDARY.
008300	TCX-1-1400-26 RV WASHER R160 905RB	B-G-1 B6.50	VT-1 1 - -	C - - - -	82	TDLR VERIFICATION BOUNDARY.
008320	TCX-1-1400-27 RV WASHER R160 905RB	B-G-1 B6.50	VT-1 1 - -	C - - - -	82	TDLR VERIFICATION BOUNDARY.
008340	TCX-1-1400-28 RV WASHER R160 905RB	B-G-1 B6.50	VT-1 1 - -	C - - - -	82	TDLR VERIFICATION BOUNDARY.
008360	TCX-1-1400-29 RV WASHER R160 905RB	B-G-1 B6.50	VT-1 1 - -	C - - - -	82	TDLR VERIFICATION BOUNDARY.

COMANCHE PEAK UNIT 2
INSERVICE INSPECTION PLAN
CLASS 1 SCHED/COMPL COMPONENTS

		INSPECTION INTERVAL		PLAN STATUS			PRESERVICE YEAR	INSTRUCTIONS
				FIRST PERIOD	SECOND PERIOD	THIRD PERIOD		
SUMMARY EXAMINATION AREA		ASME						
NUMBER IDENTIFICATION		SEC. XI						
		CATGY NDE			O U T A G E			**CALIBRATION BLOCK**
		ITEM NO METH	1 2	1 2 3	1 2			

REACTOR COOLANT TCX-RCPCRV-01

008380	TCX-1-1400-30 RV WASHER R160 905RB	B-G-1 B6.50	VT-1 1 - -	C - - -	82	TDLR VERIFICATION BOUNDARY.
008400	TCX-1-1400-31 RV WASHER R160 905RB	B-G-1 B6.50	VT-1 1 - -	C - - -	82	TDLR VERIFICATION BOUNDARY.
008420	TCX-1-1400-32 RV WASHER R160 905RB	B-G-1 B6.50	VT-1 1 - -	C - - -	82	TDLR VERIFICATION BOUNDARY.
008440	TCX-1-1400-33 RV WASHER R160 905RB	B-G-1 B6.50	VT-1 1 - -	C - - -	82	TDLR VERIFICATION BOUNDARY.
008460	TCX-1-1400-34 RV WASHER R160 905RB	B-G-1 B6.50	VT-1 1 - -	C - - -	82	TDLR VERIFICATION BOUNDARY.
008480	TCX-1-1400-35 RV WASHER R160 905RB	B-G-1 B6.50	VT-1 1 - -	C - - -	82	TDLR VERIFICATION BOUNDARY.
008500	TCX-1-1400-36 RV WASHER R160 905RB	B-G-1 B6.50	VT-1 1 - -	C - - -	82	TDLR VERIFICATION BOUNDARY.

COMANCHE PEAK UNIT 2
 INSERVICE INSPECTION PLAN
 CLASS 1 SCHED/COMPL COMPONENTS

INSPECTION INTERVAL		PLAN STATUS						PRESERVICE YEAR
		FIRST PERIOD	SECOND PERIOD	THIRD PERIOD	O U T A G E			
ASME		-----						INSTRUCTIONS
SEC. XI		-----						
SUMMARY EXAMINATION AREA	CATGY NDE	-----						
NUMBER IDENTIFICATION	ITEM NO METH	1 2	1 2 3	1 2				**CALIBRATION BLOCK**

REACTOR COOLANT TCX-RCPCR-01

008520	TCX-1-1400-37 RV WASHER	B-G-1 B6.50	VT-1	1 - -	- - -	X -	82	TDLR VERIFICATION BOUNDARY.
008540	TCX-1-1400-38 RV WASHER	B-G-1 B6.50	VT-1	1 - -	- - -	X -	82	TDLR VERIFICATION BOUNDARY.
008560	TCX-1-1400-39 RV WASHER	B-G-1 B6.50	VT-1	1 - -	- - -	X -	82	TDLR VERIFICATION BOUNDARY.
008580	TCX-1-1400-40 RV WASHER	B-G-1 B6.50	VT-1	1 - -	- - -	X -	82	TDLR VERIFICATION BOUNDARY.
008600	TCX-1-1400-41 RV WASHER	B-G-1 B6.50	VT-1	1 - -	- - -	X -	82	TDLR VERIFICATION BOUNDARY.
008620	TCX-1-1400-42 RV WASHER	B-G-1 B6.50	VT-1	1 - -	- - -	X -	82	TDLR VERIFICATION BOUNDARY.
008640	TCX-1-1400-43 RV WASHER	B-G-1 B6.50	VT-1	1 - -	- - -	X -	82	TDLR VERIFICATION BOUNDARY.

COMANCHE PEAK UNIT 2
 INSERVICE INSPECTION PLAN
 CLASS 1 SCHED/COMPL COMPONENTS

INSPECTION INTERVAL		PLAN STATUS			PRESERVICE YEAR	INSTRUCTIONS
		FIRST PERIOD	SECOND PERIOD	THIRD PERIOD		
ASME						
SEC. XI		-----				
CATGY NDE		O U T A G E				
SUMMARY EXAMINATION AREA		ITEM NO	METH	1 2 3	1 2	**CALIBRATION BLOCK**
NUMBER IDENTIFICATION		1 2		1 2 3	1 2	

REACTOR COOLANT TCX-RCPCRV-01

008660	TCX-1-1400-44 RV WASHER	B-G-1 B6.50	VT-1	1 - -	- - -	X -	82	TDLR VERIFICATION BOUNDARY.
008680	TCX-1-1400-45 RV WASHER	B-G-1 B6.50	VT-1	1 - -	- - -	X -	82	TDLR VERIFICATION BOUNDARY.
008700	TCX-1-1400-46 RV WASHER	B-G-1 B6.50	VT-1	1 - -	- - -	X -	82	TDLR VERIFICATION BOUNDARY.
008720	TCX-1-1400-47 RV WASHER	B-G-1 B6.50	VT-1	1 - -	- - -	X -	82	TDLR VERIFICATION BOUNDARY.
008740	TCX-1-1400-48 RV WASHER	B-G-1 B6.50	VT-1	1 - -	- - -	X -	82	TDLR VERIFICATION BOUNDARY.
008760	TCX-1-1400-49 RV WASHER	B-G-1 B6.50	VT-1	1 - -	- - -	X -	82	TDLR VERIFICATION BOUNDARY.
008780	TCX-1-1400-50 RV WASHER	B-G-1 B6.50	VT-1	1 - -	- - -	X -	82	TDLR VERIFICATION BOUNDARY.

COMANCHE PEAK UNIT 2
 INSERVICE INSPECTION PLAN
 CLASS 1 SCHED/COMPL COMPONENTS

		INSPECTION INTERVAL		PLAN STATUS			PRESERVICE YEAR	
		ASME	SEC. XI	FIRST PERIOD	SECOND PERIOD	THIRD PERIOD		
SUMMARY EXAMINATION AREA	CATGY NDE	O U T A G E						INSTRUCTIONS
NUMBER IDENTIFICATION	ITEM NO METH	1	2	1	2	3	1	2

REACTOR COOLANT TCX-RCPCR-01

008800	TCX-1-1400-51 RV WASHER	B-G-1 B6.50	VT-1	1 - -	- - -	X -	82	TDLR VERIFICATION BOUNDARY.
008820	TCX-1-1400-52 RV WASHER	B-G-1 B6.50	VT-1	1 - -	- - -	X -	82	TDLR VERIFICATION BOUNDARY.
008840	TCX-1-1400-53 RV WASHER	B-G-1 B6.50	VT-1	1 - -	- - -	X -	82	TDLR VERIFICATION BOUNDARY.
008860	TCX-1-1400-54 RV WASHER	B-G-1 B6.50	VT-1	1 - -	- - -	X -	82	TDLR VERIFICATION BOUNDARY.

REACTOR COOLANT TCX-RCPCR-01

009000	TCX-1-2100-1 PRESSURIZER LOWER HEAD TO SHELL WELD R161A832RB	B-B B2.11	UT	1 - -	C - -	- -	79	TDLR VERIFICATION BOUNDARY. **TBX-1**
009100	TCX-1-2100-5 PRESSURIZER UPPER HEAD TO SHELL WELD R161A905RB	B-B B2.11	UT	1 - C	- - -	- -	79	TDLR VERIFICATION BOUNDARY. **TBX-1**
009200	TCX-1-2100-6 PRESSURIZER LONG. WELD (1FT ADJ. WELD 1) R161A832RB	B-B B2.12	UT	1 - -	C - -	- -	79	TDLR VERIFICATION BOUNDARY. **TBX-1**

COMANCHE PEAK UNIT 2
 INSERVICE INSPECTION PLAN
 CLASS 1 SCHED/COMPL COMPONENTS

SUMMARY EXAMINATION AREA NUMBER IDENTIFICATION	INSPECTION INTERVAL	PLAN STATUS			PRESERVICE YEAR	INSTRUCTIONS
		ASME SEC. XI CATGY NDE ITEM NO METH	FIRST PERIOD	SECOND PERIOD		
			1 2	1 2 3	1 2	**CALIBRATION BLOCK**

REACTOR COOLANT TCX-RCPCPR-01

009300	TCX-1-2100-9 PRESSURIZER LONG. WELD (1FT ADJ. WELD 5) R161A905RB	B-B B2.12	UT	1 - C	- - -	- -	79	TDLR VERIFICATION BOUNDARY. **TBX-1**
009400	TCX-1-2100-10 PRESSURIZER SUPPORT SKIRT WELD R161A832RB	B-H B8.20	UT	1 - -	C - -	- -	82	TDLR VERIFICATION BOUNDARY. **TBX-40**
009500	TCX-1-2100-11 PRESSURIZER SURGE NOZZLE TO VESSEL WELD R161A832RB	B-D B3.110	UT	1 - -	C - -	- -	79	TDLR VERIFICATION BOUNDARY. **TBX-1**
009550	TCX-1-2100-11IR PRESSURIZER SURGE NOZZLE INNER RADIUS R161A832RB	B-D B3.120	UT	1 - -	C - -	- -	NA	TDLR VERIFICATION BOUNDARY. **TBX-58**
009600	TCX-1-2100-12 PRESSURIZER SPRAY NOZZLE TO VESSEL WELD R161A905RB	B-D B3.110	UT	1 - C	- - -	- -	79	TDLR VERIFICATION BOUNDARY. **TBX-1**
009650	TCX-1-2100-12IR PRESSURIZER SPRAY NOZZLE INNER RADIUS R161A905RB	B-D B3.120	UT	1 - C	- - -	- -	NA	TDLR VERIFICATION BOUNDARY. **TBX-55**
009700	TCX-1-2100-13 PRESSURIZER SAFETY NOZZLE TO VESSEL WELD R161A905RB	B-D B3.110	UT	1 - C	- - -	- -	79	TDLR VERIFICATION BOUNDARY. **TBX-1**

COMANCHE PEAK UNIT 2
 INSERVICE INSPECTION PLAN
 CLASS 1 SCHED/COMPL COMPONENTS

SUMMARY EXAMINATION AREA NUMBER IDENTIFICATION	INSPECTION INTERVAL		PLAN STATUS			PRESERVICE YEAR	INSTRUCTIONS **CALIBRATION BLOCK**
	ASME SEC. XI CATGY NDE ITEM NO METH		FIRST PERIOD	SECOND PERIOD	THIRD PERIOD		
			1 2	1 2 3	1 2		

REACTOR COOLANT TCX-RCPCPR-01

009750	TCX-1-2100-13IR PRESSURIZER SAFETY NOZZLE INNER RADIUS R161A905RB	B-D B3.120	UT	1 - C	- - -	- -	NA	TDLR VERIFICATION BOUNDARY. **TBX-59**
009800	TCX-1-2100-14 PRESSURIZER RELIEF NOZZLE TO VESSEL WELD R161A905RB	B-D B3.110	UT	1 - C	- - -	- -	79	TDLR VERIFICATION BOUNDARY. **TBX-1**
009850	TCX-1-2100-14IR PRESSURIZER RELIEF NOZZLE INNER RADIUS R161A905RB	B-D B3.120	UT	1 - C	- - -	- -	NA	TDLR VERIFICATION BOUNDARY. **TBX-59**
009900	TCX-1-2100-15 PRESSURIZER SAFETY NOZZLE TO VESSEL WELD R161A905RB	B-D B3.110	UT	1 - C	- - -	- -	79	TDLR VERIFICATION BOUNDARY. **TBX-1**
009950	TCX-1-2100-15IR PRESSURIZER SAFETY NOZZLE INNER RADIUS R161A905RB	B-D B3.120	UT	1 - C	- - -	- -	79	TDLR VERIFICATION BOUNDARY. **TBX-59**
010000	TCX-1-2100-16 PRESSURIZER SAFETY NOZZLE TO VESSEL WELD R161A905RB	B-D B3.110	UT	1 - C	- - -	- -	79	TDLR VERIFICATION BOUNDARY. **TBX-1**
010050	TCX-1-2100-16IR PRESSURIZER SAFETY NOZZLE INNER RADIUS R161A905RB	B-D B3.120	UT	1 - C	- - -	- -	79	TDLR VERIFICATION BOUNDARY. **TBX-59**

COMANCHE PEAK UNIT 2
 INSERVICE INSPECTION PLAN
 CLASS 1 SCHED/COMPL COMPONENTS

SUMMARY EXAMINATION AREA NUMBER IDENTIFICATION	INSPECTION INTERVAL ASME SEC. XI CATGY NDE ITEM NO METH	PLAN STATUS			PRESERVICE YEAR	INSTRUCTIONS **CALIBRATION BLOCK**
		FIRST PERIOD	SECOND PERIOD	THIRD PERIOD		
		1 2	1 2 3	1 2		

REACTOR COOLANT TCX-RCPCPR-01

010100 TCX-1-2100-B1-16 B-G-2 VT-1 1 - C - - - - - 84 TDLR VERIFICATION BOUNDARY.
 PRESSURIZER MANWAY BOLTING B7.20
 (B1/B16)
 R161A905RB

REACTOR COOLANT TCX-RCPCSG-01

010200 TCX-1-3100-1-1 B-B UT 1 - - - - - X - 82 TDLR VERIFICATION BOUNDARY.
 SG1 CHANNEL HEAD TO TUBESHEET B2.40
 WELD
 A23
 TBX-28

010300 TCX-1-3100-1A B-D UT 1 - - - - - X - NA TDLR VERIFICATION BOUNDARY.
 SG1 INLET NOZZLE INNER RADIUS B3.140
 A23
 TBX-28

010400 TCX-1-3100-1B B-D UT 1 - - - - - X - NA TDLR VERIFICATION BOUNDARY.
 SG1 OUTLET NOZZLE INNER RADIUS B3.140
 A23
 TBX-28

010500 TCX-1-3100-1B1-16 B-G-2 VT-1 1 - - - - - X - 84 TDLR VERIFICATION BOUNDARY.
 SG1 HOTLEG MANWAY BOLTING B7.30
 (1-B1/1-B16)
 A23

010600 TCX-1-3100-1B17-32 B-G-2 VT-1 1 - - - - - X - 84 TDLR VERIFICATION BOUNDARY.
 SG1 COLDLEG MANWAY BOLTING B7.30
 (1-B17/1-B32)
 A23

REACTOR COOLANT TCX-RCPCSG-02

010700 TCX-1-3100-2-1 B-B UT 1 - - C - - - - 82 TDLR VERIFICATION BOUNDARY.
 SG2 CHANNEL HEAD TO TUBESHEET B2.40
 WELD
 R155I812RB
 TBX-28

COMANCHE PEAK UNIT 2
 INSERVICE INSPECTION PLAN
 CLASS 1 SCHED/COMPL COMPONENTS

SUMMARY EXAMINATION AREA NUMBER IDENTIFICATION	INSPECTION INTERVAL	PLAN STATUS			PRESERVICE YEAR	INSTRUCTIONS
		ASME SEC. XI CATGY NDE ITEM NO METH	FIRST PERIOD	SECOND PERIOD		
			1 2	1 2 3	1 2	**CALIBRATION BLOCK**

REACTOR COOLANT TCX-RCPCSG-02

010800 TCX-1-3100-2A B-D UT 1 - - C - - - - NA TDLR VERIFICATION BOUNDARY.
 SG2 INLET NOZZLE INNER RADIUS B3.140
 R155I812RB

SGIR

010900 TCX-1-3100-2B B-D UT 1 - - C - - - - NA TDLR VERIFICATION BOUNDARY.
 SG2 OUTLET NOZZLE INNER RADIUS B3.140
 R155I812RB

SGIR

011000 TCX-1-3100-2B1-16 B-G-2 VT-1 1 - - C - - - - 84 TDLR VERIFICATION BOUNDARY.
 SG2 HOTLEG MANWAY BOLTING B7.30
 (2-B1/2-B16)
 R155I812RB

011100 TCX-1-3100-2B17-32 B-G-2 VT-1 1 - - C - - - - 84 TDLR VERIFICATION BOUNDARY.
 SG2 COLDLEG MANWAY BOLTING B7.30
 (2-B17/2-B32)
 R155I812RB

REACTOR COOLANT TCX-RCPCSG-03

011200 TCX-1-3100-3-1 B-B UT 1 - - - - X - - 82 TDLR VERIFICATION BOUNDARY.
 SG3 CHANNEL HEAD TO TUBESHEET WELD B2.40
 R154K827RB

TBX-28

011300 TCX-1-3100-3A B-D UT 1 - - - - X - - NA TDLR VERIFICATION BOUNDARY.
 SG3 INLET NOZZLE INNER RADIUS B3.140
 R154K827RB

TBX-28

011400 TCX-1-3100-3B B-D UT 1 - - - - X - - NA TDLR VERIFICATION BOUNDARY.
 SG3 OUTLET NOZZLE INNER RADIUS B3.140
 R154K827RB

TBX-28

COMANCHE PEAK UNIT 2
 INSERVICE INSPECTION PLAN
 CLASS 1 SCHED/COMPL COMPONENTS

SUMMARY EXAMINATION AREA NUMBER IDENTIFICATION	INSPECTION INTERVAL ASME SEC. XI CATGY NDE ITEM NO METH	PLAN STATUS			PRESERVICE YEAR	INSTRUCTIONS **CALIBRATION BLOCK**
		FIRST PERIOD	SECOND PERIOD	THIRD PERIOD		
		1 2	1 2 3	1 2		

REACTOR COOLANT TCX-RCPCSG-03

011500	TCX-1-3100-3B1-16 SG3 HOTLEG MANWAY BOLTING (3-B1/3-B16) R154K827RB	B-G-2	VT-1	1 - -	- - X	- -	84	TDLR VERIFICATION BOUNDARY.
011600	TCX-1-3100-3B17-32 SG3 COLDLEG MANWAY BOLTING (3-B17/3-B32) R154K827RB	B-G-2	VT-1	1 - -	- - X	- -	84	TDLR VERIFICATION BOUNDARY.

REACTOR COOLANT TCX-RCPCSG-04

11700	TCX-1-3100-4-1 SG4 CHANNEL HEAD TO TUBESHEET WELD A29	B-B	UT	1 - -	- - -	- X	82	TDLR VERIFICATION BOUNDARY. **TBX-28**
011800	TCX-1-3100-4A SG4 INLET NOZZLE INNER RADIUS A29	B-D	UT	1 - -	- - -	- X	NA	TDLR VERIFICATION BOUNDARY. **TBX-28**
011900	TCX-1-3100-4B SG4 OUTLET NOZZLE INNER RADIUS A29	B-D	UT	1 - -	- - -	- X	NA	TDLR VERIFICATION BOUNDARY. **TBX-28**
012000	TCX-1-3100-4B1-16 SG4 HOTLEG MANWAY BOLTING (4-B1/4-B16) A29	B-G-2	VT-1	1 - -	- - -	- X	84	TDLR VERIFICATION BOUNDARY.
012100	TCX-1-3100-4B17-32 SG4 COLDLEG MANWAY BOLTING (4-B17/4-B32) A29	B-G-2	VT-1	1 - -	- - -	- X	84	TDLR VERIFICATION BOUNDARY.

COMANCHE PEAK UNIT 2
 INSERVICE INSPECTION PLAN
 CLASS 1 SCHED/COMPL COMPONENTS

SUMMARY EXAMINATION AREA NUMBER IDENTIFICATION	INSPECTION INTERVAL		PLAN STATUS			PRESERVICE YEAR	INSTRUCTIONS **CALIBRATION BLOCK**
	ASME SEC. XI CATGY NDE ITEM NO METH		FIRST PERIOD	SECOND PERIOD	THIRD PERIOD		
			1 2	1 2 3	1 2		

REACTOR COOLANT 29-RC-2-001-WEST-1

012200 TCX-1-4100-1 B-F UT 1 - C - - - - X 92 TDLR VERIFICATION BOUNDARY.
 RPV NOZZLE TO SAFE END B5.10 PT
 R157 827RB

TBX-57,RV-6

012300 TCX-1-4100-2 B-J UT 1 - C - - - - X 92 TDLR VERIFICATION BOUNDARY.
 SAFE END TO PIPE B9.11 PT
 R157 827RB

TBX-57,RV-6

012500 TCX-1-4100-4 B-F UT 1 - - - - - X - 92 TDLR VERIFICATION BOUNDARY.
 REDUCING ELBOW TO SG NOZZLE B5.70 PT
 R154I827RB

TBX-57

REACTOR COOLANT 31-RC-2-002-WEST-1

012600 TCX-1-4100-5 B-F UT 1 - - - - - X - 92 TDLR VERIFICATION BOUNDARY.
 SG NOZZLE TO ELBOW B5.70 PT
 R154I829RB

TBX-57

REACTOR COOLANT 27.5-RC-2-003-WEST-1

013400 TCX-1-4100-13 B-J UT 1 - - - - - X TDLR VERIFICATION BOUNDARY.
 ELBOW TO SAFE END B9.11 PT
 R157 827RB

TBX-57,RV-6

013500 TCX-1-4100-14 B-F UT 1 - - - - - X 92 TDLR VERIFICATION BOUNDARY.
 SAFE END TO RV NOZZLE B5.10 PT
 R154I827RB

TBX-57,RV-6

COMANCHE PEAK UNIT 2
 INSERVICE INSPECTION PLAN
 CLASS 1 SCHED/COMPL COMPONENTS

SUMMARY EXAMINATION AREA NUMBER IDENTIFICATION	INSPECTION INTERVAL		PLAN STATUS			PRESERVICE YEAR	INSTRUCTIONS **CALIBRATION BLOCK**
	ASME SEC. XI CATGY NDE ITEM NO METH		FIRST PERIOD	SECOND PERIOD	THIRD PERIOD		
			1 2	1 2 3	1 2		

REACTOR COOLANT 12-RC-2-007-2501R-1

014400 TCX-1-4101-2 B-J UT 1 C - - - - 92
 PIPE TO ELBOW B9.11 PT
 R154I823RB
 TBX-12

014500 TCX-1-4101-3 B-J UT 1 C - - - - 92
 ELBOW TO PIPE B9.11 PT
 R154I822RB
 TBX-12

014900 TCX-1-4101-7 B-J UT 1 C - - - - 92
 PIPE TO VALVE B9.11 PT
 R154I817RB
 TBX-12

RESIDUAL HEAT REMOVAL 12-RH-2-001-2501R-1

015000 TCX-1-4101-8 B-J UT 1 C - - - - 92
 VALVE TO PIPE B9.11 PT
 R154I817RB
 TBX-12

015500 TCX-1-4101-13 B-J UT 1 C - - - - 92
 PIPE TO VALVE B9.11 PT
 R154A817RB
 TBX-12

REACTOR COOLANT 10-RC-2-021-2501R-1

015600 TCX-1-4102-1 B-J UT 1 - C - - - 92
 BRANCH CONNECTION TO ELBOW B9.11 PT
 R154I829RB
 TBX-9

COMANCHE PEAK UNIT 2
INSERVICE INSPECTION PLAN
CLASS 1 SCHED/COMPL COMPONENTS

		INSPECTION INTERVAL		PLAN STATUS			PRESERVICE YEAR	INSTRUCTIONS
				FIRST PERIOD	SECOND PERIOD	THIRD PERIOD		
SUMMARY EXAMINATION AREA		ASME						
NUMBER IDENTIFICATION		SEC. XI						
		CATGY NDE		O U T A G E				**CALIBRATION BLOCK**
		ITEM NO METH	1 2	1 2 3	1 2			

REACTOR COOLANT 10-RC-2-021-2501R-1

015700 TCX-1-4102-2 B-J UT 1 - C - - - - - 92
 ELBOW TO PIPE B9.11 PT
 R154I829RB
 TBX-9

016000 TCX-1-4102-5 B-J UT 1 - C - - - - - 92
 PIPE TO PIPE B9.11 PT
 R154I831RB
 TBX-9

016100 TCX-1-4102-6 B-J UT 1 - C - - - - - 92
 PIPE TO ELBOW B9.11 PT
 R154I831RB
 TBX-9

016300 TCX-1-4102-8 B-J UT 1 - C - - - - - 92
 PIPE TO VALVE B9.11 PT
 R154I831RB
 TBX-9

SAFETY INJECTION 10-SI-2-179-2501R-1

016400 TCX-1-4102-9 B-J UT 1 - C - - - - - 92
 VALVE TO PIPE B9.11 PT
 R154I831RB
 TBX-9

017100 TCX-1-4102-16 B-J UT 1 - C - - - - - 92
 ELBOW TO VALVE B9.11 PT
 R154I819RB
 TBX-9

SAFETY INJECTION 6-SI-2-089-2501R-1

.7200 TCX-1-4103-1 B-J UT 1 C - - - - - 92
 VALVE TO PIPE B9.11 PT
 R154A820RB
 TBX-5

COMANCHE PEAK UNIT 2
 INSERVICE INSPECTION PLAN
 CLASS 1 SCHED/COMPL COMPONENTS

SUMMARY EXAMINATION AREA NUMBER IDENTIFICATION	INSPECTION INTERVAL	PLAN STATUS						PRESERVICE YEAR	INSTRUCTIONS **CALIBRATION BLOCK**		
		ASME	SEC. XI	CATGY	NDE	FIRST PERIOD	SECOND PERIOD			THIRD PERIOD	
						O U T A G E					
				1	2	1	2	3	1	2	

SAFETY INJECTION 6-SI-2-089-2501R-1

017500 TCX-1-4103-4 B-J UT 1 C - - - - 92
 PIPE TO MOMENT RESTRAINT B9.11 PT
 R154A820RB
 TBX-5

017600 TCX-1-4103-5 B-J UT 1 C - - - - 92
 MOMENT RESTRAINT TO PIPE B9.11 PT
 R154I820RB
 TBX-5

SAFETY INJECTION 2-SI-2-063-2501R-1

018500 TCX-1-4103-14 B-J PT 1 C - - - - 92
 SOCKOLET TO PIPE B9.32
 R154A820RB

018600 TCX-1-4103-15 B-J PT 1 C - - - - 92
 PIPE TO SOCKOLET B9.40
 R154A820RB

018700 TCX-1-4103-16 B-J PT 1 C - - - - 92
 PIPE TO VALVE B9.40
 R154A820RB

REACTOR COOLANT 6-SI-2-008-2501R-1

018800 TCX-1-4104-1 B-J UT 1 - C - - - - 92
 PIPE TO WELDOLET B9.31 PT
 R154I820RB
 SSCB-1

COMANCHE PEAK UNIT 2
 INSERVICE INSPECTION PLAN
 CLASS 1 SCHED/COMPL COMPONENTS

		INSPECTION INTERVAL		PLAN STATUS			PRESERVICE YEAR
				FIRST PERIOD	SECOND PERIOD	THIRD PERIOD	
SUMMARY EXAMINATION AREA		ASME					
NUMBER IDENTIFICATION		SEC. XI					
		CATGY NDE	O U T A G E				INSTRUCTIONS
		ITEM NO METH	1 2	1 2 3	1 2		**CALIBRATION BLOCK**

REACTOR COOLANT 6-SI-2-008-2501R-1

019400 TCX-1-4104-7 B-J UT 1 C - - - - 92
 PIPE TO VALVE B9.11 PT
 R154I826RB

TBX-5

REACTOR COOLANT 3-RC-2-019-2501R-1

020200 TCX-1-4105-6 B-J PT 1 C - - - - 92
 PIPE TO VALVE B9.21
 R154I828RB

CHEMICAL AND VOLUME CONTROL 3-CS-2-080-2501R-1

020300 TCX-1-4105-7 B-J PT 1 C - - - - 92
 VALVE TO PIPE B9.21
 R154I828RB

020400 TCX-1-4105-8 B-J PT 1 C - - - - 92
 PIPE TO VALVE B9.21
 R154I828RB

REACTOR COOLANT 1.5-RC-2-020-2501R-1

020900 TCX-1-4107-4 B-J PT 1 C - - - - 92
 PIPE TO ELBOW B9.40
 R154I828RB

021000 TCX-1-4107-5 B-J PT 1 C - - - - 92
 ELBOW TO PIPE B9.40
 R154I828RB

COMANCHE PEAK UNIT 2
 INSERVICE INSPECTION PLAN
 CLASS 1 SCHED/COMPL COMPONENTS

		INSPECTION INTERVAL		PLAN STATUS			PRESERVICE YEAR	INSTRUCTIONS
				FIRST PERIOD	SECOND PERIOD	THIRD PERIOD		
SUMMARY EXAMINATION AREA		ASME	SEC. XI	-----				
NUMBER	IDENTIFICATION	CATGY	NDE	O U T A G E				**CALIBRATION BLOCK**
		ITEM NO	METH	1 2	1 2 3	1 2		

REACTOR COOLANT 1.5-RC-2-020-2501R-1

021100 TCX-1-4107-6 B-J PT 1 C - - - - 92
 PIPE TO VALVE B9.40
 R154I828RB

SAFETY INJECTION 1.5-SI-2-025-2501R-1

022350 TCX-1-4107-FE924 B-G-2 VT-1 1 - - - C - - 92
 FLOW ELEMENT BOLTING B7.50
 R154I822RB

SAFETY INJECTION 2-SI-2-059-2501R-1

022400 TCX-1-4108-1 B-J PT 1 C - - - - 92
 REDUCER TO PIPE B9.21
 R154I826RB

022700 TCX-1-4108-4 B-J PT 1 C - - - - 92
 PIPE TO ELBOW B9.21
 R154I819RB

023000 TCX-1-4108-7 B-J PT 1 C - - - - 92
 PIPE TO TEE B9.21
 R154A819RB

023100 TCX-1-4108-8 B-J PT 1 C - - - - 92
 TEE TO PIPE B9.21
 R154A819RB

COMANCHE PEAK UNIT 2
 INSERVICE INSPECTION PLAN
 CLASS 1 SCHED/COMPL COMPONENTS

		INSPECTION INTERVAL		PLAN STATUS			PRESERVICE YEAR
				FIRST PERIOD	SECOND PERIOD	THIRD PERIOD	
SUMMARY EXAMINATION AREA		ASME					
NUMBER IDENTIFICATION		SEC. XI					
		CATGY NDE	O U T A G E				INSTRUCTIONS
		ITEM NO METH	1 2	1 2 3	1 2		**CALIBRATION BLOCK**

REACTOR COOLANT 2-RC-2-015-2501R-1

024200	TCX-1-4109-4 PIPE TO ELBOW R154I813RB	B-J	PT	1 - C	- - -	- -	92
024300	TCX-1-4109-5 ELBOW TO PIPE R154I813RB	B-J	PT	1 - -	C - -	- -	92
024400	TCX-1-4109-6 PIPE TO ELBOW R154I813RB	B-J	PT	1 - C	- - -	- -	92
024500	TCX-1-4109-7 ELBOW TO PIPE R154I813RB	B-J	PT	1 - C	- - -	- -	92
024600	TCX-1-4109-8 PIPE TO TEE R154I813RB	B-J	PT	1 - C	- - -	- -	92
024700	TCX-1-4109-9 TEE TO REDUCER R154I813RB	B-J	PT	1 - C	- - -	- -	92
024800	TCX-1-4109-10 TEE TO PIPE R154I813RB	B-J	PT	1 - C	- - -	- -	92

COMANCHE PEAK UNIT 2
INSERVICE INSPECTION PLAN
CLASS 1 SCHED/COMPL COMPONENTS

SUMMARY EXAMINATION AREA		INSPECTION INTERVAL		PLAN STATUS			PRESERVICE YEAR	INSTRUCTIONS
				FIRST PERIOD	SECOND PERIOD	THIRD PERIOD		
NUMBER	IDENTIFICATION	ASME	SEC. XI	O U T A G E				
		CATGY	NDE	1 2	1 2 3	1 2		**CALIBRATION BLOCK**
		ITEM NO	METH					

REACTOR COOLANT 2-RC-2-015-2501R-1

024900 TCX-1-4109-11 B-J PT 1 - C - - - - - 92
 PIPE TO VALVE B9.40
 R154I813RB

CHEMICAL AND VOLUME CONTROL 1.5-CS-2-248-2501R-1

025300 TCX-1-4110-2 B-J PT 1 C - - - - - 92
 FLANGE TO PIPE B9.21
 R154I830RB

025400 TCX-1-4110-3 B-J PT 1 C - - - - - 92
 PIPE TO ELBOW B9.21
 R154I828RB

025500 TCX-1-4110-4 B-J PT 1 C - - - - - 92
 ELBLOW TO PIPE B9.21
 R154I829RB

025600 TCX-1-4110-5 B-J PT 1 C - - - - - 92
 PIPE TO ELBOW B9.21
 R154I831RB

025700 TCX-1-4110-6 B-J PT 1 C - - - - - 92
 ELBOW TO PIPE B9.21
 R154I831RB

025800 TCX-1-4110-7 B-J PT 1 C - - - - - 92
 PIPE TO ELBOW B9.21
 R154I831RB

COMANCHE PEAK UNIT 2
INSERVICE INSPECTION PLAN
CLASS 1 SCHED/COMPL COMPONENTS

SUMMARY EXAMINATION AREA NUMBER IDENTIFICATION	INSPECTION INTERVAL	PLAN STATUS			PRESERVICE YEAR	INSTRUCTIONS
		FIRST PERIOD	SECOND PERIOD	THIRD PERIOD		
	ASME					
	SEC. XI					
	CATGY NDE	O U T A G E				
	ITEM NO METH	1 2	1 2 3	1 2		**CALIBRATION BLOCK**

CHEMICAL AND VOLUME CONTROL 1.5-CS-2-248-2501R-1

025900	TCX-1-4110-8 ELBOW TO PIPE R154I831RB	B-J	PT	1 C -	- - -	- - -	92
		B9.21					
026000	TCX-1-4110-9 PIPE TO ELBOW R154I828RB	B-J	PT	1 C -	- - -	- - -	92
		B9.21					
026100	TCX-1-4110-10 ELBOW TO PIPE R154I828RB	B-J	PT	1 C -	- - -	- - -	92
		B9.21					
026200	TCX-1-4110-11 PIPE TO ELBOW R154I828RB	B-J	PT	1 C -	- - -	- - -	92
		B9.21					
026300	TCX-1-4110-12 ELBOW TO PIPE R154I828RB	B-J	PT	1 C -	- - -	- - -	92
		B9.21					
027550	TCX-1-4110-FLG 1 FLANGE BOLTING R154I830RB	B-G-2	VT-1	1 C -	- - -	- - -	92
		B7.50					

REACTOR COOLANT 29-RC-2-023-WEST-1

027600	TCX-1-4200-1 RPV NOZZLE TO SAFE END R157 827RB	B-F	UT	1 - C	- - -	- X	92	TDLR VERIFICATION BOUNDARY.
		B5.10	PT					

TBX-57,RV-6

COMANCHE PEAK UNIT 2
 INSERVICE INSPECTION PLAN
 CLASS 1 SCHED/COMPL COMPONENTS

SUMMARY EXAMINATION AREA NUMBER IDENTIFICATION	INSPECTION INTERVAL ASME SEC. XI CATGY NDE ITEM NO METH	PLAN STATUS			PRESERVICE YEAR	INSTRUCTIONS **CALIBRATION BLOCK**
		FIRST PERIOD	SECOND PERIOD	THIRD PERIOD		
		1 2	1 2 3	1 2		

REACTOR COOLANT 29-RC-2-023-WEST-1

027700 TCX-1-4200-2 B-J UT 1 - C - - - - X 92 TDLR VERIFICATION BOUNDARY.
 SAFE END TO PIPE B9.11 PT
 R157 827RB
 TBX-57,RV-6

027900 TCX-1-4200-4 B-F UT 1 - - C - - - - 92 TDLR VERIFICATION BOUNDARY.
 REDUCING ELBOW TO SG NOZZLE B5.70 PT
 R155J827RB
 TBX-57

REACTOR COOLANT 31-RC-2-024-WEST-1

28000 TCX-1-4200-5 B-F UT 1 - - C - - - - 92 TDLR VERIFICATION BOUNDARY.
 SG NOZZLE TO ELBOW B5.70 PT
 R155J829RB
 TBX-57

REACTOR COOLANT 27.5-RC-2-025-WEST-1

028800 TCX-1-4200-13 B-J UT 1 - - - - - X TDLR VERIFICATION BOUNDARY.
 ELBOW TO SAFE END B9.11 PT
 R157 827RB
 TBX-57,RV-6

028900 TCX-1-4200-14 B-F UT 1 - - - - - X 92 TDLR VERIFICATION BOUNDARY.
 SAFE END TO RV NOZZLE B5.10 PT
 R154J827RB
 TBX-57,RV-6

REACTOR COOLANT 10-RC-2-037-2501R-1

030100 TCX-1-4201-7 B-J UT 1 - - C - - - - 92
 PIPE TO VALVE B9.11 PT
 R154J831RB
 TBX-9

COMANCHE PEAK UNIT 2
 INSERVICE INSPECTION PLAN
 CLASS 1 SCHED/COMPL COMPONENTS

SUMMARY EXAMINATION AREA NUMBER IDENTIFICATION	INSPECTION INTERVAL ASME SEC. XI CATGY NDE ITEM NO METH	PLAN STATUS			PRESERVICE YEAR	INSTRUCTIONS **CALIBRATION BLOCK**
		FIRST PERIOD	SECOND PERIOD	THIRD PERIOD		
		1 2	1 2 3	1 2		

SAFETY INJECTION 10-SI-2-180-2501R-1

030200 TCX-1-4201-8 B-J UT 1 - - C - - - - 92
 VALVE TO PIPE B9.11 PT
 R154J831RB
 TBX-9

030900 TCX-1-4201-15 B-J UT 1 - - C - - - - 92
 PIPE TO VALVE B9.11 PT
 R154J823RB
 TBX-9

SAFETY INJECTION 6-SI-2-328-2501R-1

31000 TCX-1-4202-1 B-J UT 1 - - C - - - - 92
 VALVE TO PIPE B9.11 PT
 R154B820RB
 TBX-5

SAFETY INJECTION 8-SI-2-090-2501R-1

031400 TCX-1-4202-5 B-J UT 1 - - C - - - - 92
 ELBOW TO MOMENT RESTRAINT B9.11 PT
 R154B820RB
 TBX-18

031500 TCX-1-4202-6 B-J UT 1 - - C - - - - 92
 MOMENT RESTRAINT TO ELBOW B9.11 PT
 R154J820RB
 TBX-18

SAFETY INJECTION 2-SI-2-065-2501R-1

032200 TCX-1-4202-13 B-J PT 1 - - C - - - - 92
 PIPE TO SOCKOLET B9.32
 R154B820RB

COMANCHE PEAK UNIT 2
 INSERVICE INSPECTION PLAN
 CLASS 1 SCHED/COMPL COMPONENTS

SUMMARY EXAMINATION AREA NUMBER IDENTIFICATION	INSPECTION INTERVAL ASME SEC. XI CATGY NDE ITEM NO METH	PLAN STATUS			PRESERVICE YEAR	INSTRUCTIONS **CALIBRATION BLOCK**
		FIRST PERIOD	SECOND PERIOD	THIRD PERIOD		
		1 2	1 2 3	1 2		

SAFETY INJECTION 2-SI-2-065-2501R-1

032300	TCX-1-4202-14 SOCKOLET TO PIPE R154B820RB	B-J B9.40	PT	1 - -	C - -	- -	92
032400	TCX-1-4202-15 PIPE TO ELBOW R154B819RB	B-J B9.40	PT	1 - -	C - -	- -	92
032500	TCX-1-4202-16 ELBOW TO PIPE R154B819RB	B-J B9.40	PT	1 - -	C - -	- -	92
032600	TCX-1-4202-17 PIPE TO ELBOW R154B819RB	B-J B9.40	PT	1 - -	C - -	- -	92
032700	TCX-1-4202-18 ELBOW TO PIPE R154B819RB	B-J B9.40	PT	1 - -	C - -	- -	92
032800	TCX-1-4202-19 PIPE TO TEE R154B817RB	B-J B9.40	PT	1 - -	C - -	- -	92
032900	TCX-1-4202-20 TEE TO PIPE R154B817RB	B-J B9.40	PT	1 - -	C - -	- -	92

COMANCHE PEAK UNIT 2
 INSERVICE INSPECTION PLAN
 CLASS 1 SCHED/COMPL COMPONENTS

SUMMARY EXAMINATION AREA NUMBER IDENTIFICATION	INSPECTION INTERVAL	PLAN STATUS			PRESERVICE YEAR	INSTRUCTIONS
		FIRST PERIOD	SECOND PERIOD	THIRD PERIOD		
	ASME SEC. XI	-----	-----	-----		
	CATGY NDE	-----	-----	-----		
	ITEM NO METH	1 2	1 2 3	1 2		**CALIBRATION BLOCK**

SAFETY INJECTION 2-SI-2-065-2501R-1

033000	TCX-1-4202-21 PIPE TO TEE R154B816RB	B-J	PT	1 - -	C - -	- -	92
033100	TCX-1-4202-22 TEE TO PIPE R154B816RB	B-J	PT	1 - -	C - -	- -	92
033200	TCX-1-4202-23 PIPE TO VALVE R154B816RB	B-J	PT	1 - -	C - -	- -	92
033210	TCX-1-4202-24 TEE TO REDUCER R154B816RB	B-J	PT	1 - -	C - -	- -	92
033220	TCX-1-4202-25 TEE TO REDUCER R154B816RB	B-J	PT	1 - -	C - -	- -	92

SAFETY INJECTION 6-SI-2-101-2501R-1

033700	TCX-1-4203-5 PIPE TO ELBOW R154J823RB	B-J	UT	1 - -	C - -	- -	92
033800	TCX-1-4203-6 ELBOW TO PIPE R154J823RB	B-J	UT	1 - -	C - -	- -	92

TBX-5

TBX-5

COMANCHE PEAK UNIT 2
 INSERVICE INSPECTION PLAN
 CLASS 1 SCHED/COMPL COMPONENTS

INSPECTION INTERVAL		PLAN STATUS			PRESERVICE YEAR
		FIRST PERIOD	SECOND PERIOD	THIRD PERIOD	
ASME					
SEC. XI					
CATGY NDE		O U T A G E			INSTRUCTIONS
ITEM NO METH		1 2	1 2 3	1 2	**CALIBRATION BLOCK**

SAFETY INJECTION 6-SI-2-101-2501R-1

034000 TCX-1-4203-8 B-J UT 1 - - C - - - - 92
 ELBOW TO PIPE B9.11 PT
 R154J831RB

TBX-5

REACTOR COOLANT 6-RC-2-029-2501R-1

034200 TCX-1-4203-10 B-J UT 1 - - C - - - - 92
 VALVE TO PIPE B9.11 PT
 R154J831RB

TBX-5

34300 TCX-1-4203-11 B-J UT 1 - - C - - - - 92
 PIPE TO ELBOW B9.11 PT
 R154J831RB

TBX-5

034400 TCX-1-4203-12 B-J UT 1 - - C - - - - 92
 ELBOW TO PIPE B9.11 PT
 R154J831RB

TBX-5

034500 TCX-1-4203-13 B-J UT 1 - - C - - - - 92
 PIPE TO BRANCH CONNECTION B9.11 PT
 R154J829RB

TBX-5

REACTOR COOLANT 1.5-RC-2-039-2501R-1

035600 TCX-1-4205-4 B-J PT 1 - - C - - - - 92
 PIPE TO ELBOW B9.40
 R154J829RB

COMANCHE PEAK UNIT 2
 INSERVICE INSPECTION PLAN
 CLASS 1 SCHED/COMPL COMPONENTS

SUMMARY EXAMINATION AREA NUMBER IDENTIFICATION	INSPECTION INTERVAL		PLAN STATUS					PRESERVICE YEAR
	ASME SEC. XI CATGY NDE ITEM NO METH		FIRST PERIOD	SECOND PERIOD	THIRD PERIOD	O U T A G E		INSTRUCTIONS
			1 2	1 2 3	1 2			**CALIBRATION BLOCK**

REACTOR COOLANT 1.5-RC-2-039-2501R-1

035700 TCX-1-4205-5 B-J PT 1 - - C - - - - 92
 ELBOW TO PIPE B9.40
 R154J829RB

035800 TCX-1-4205-6 B-J PT 1 - - C - - - - 92
 PIPE TO VALVE B9.40
 R154J829RB

SAFETY INJECTION 1.5-SI-2-026-2501R-1

39250 TCX-1-4205-FE925 B-G-2 VT-1 1 - - - C - - - 92
 FLOW ELEMENT BOLTING B7.50
 R154B817RB

REACTOR COOLANT 2-RC-2-035-2501R-1

039400 TCX-1-4206-2 B-J PT 1 - - C - - - - 92
 PIPE TO ELBOW B9.40
 R154J814RB

039500 TCX-1-4206-3 B-J PT 1 - - C - - - - 92
 ELBOW TO PIPE B9.40
 R154J814RB

039600 TCX-1-4206-4 B-J PT 1 - - C - - - - 92
 PIPE TO VALVE B9.40
 R154J813RB

COMANCHE PEAK UNIT 2
 INSERVICE INSPECTION PLAN
 CLASS 1 SCHED/COMPL COMPONENTS

SUMMARY EXAMINATION AREA NUMBER IDENTIFICATION	INSPECTION INTERVAL		PLAN STATUS			PRESERVICE YEAR	INSTRUCTIONS **CALIBRATION BLOCK**
	ASME SEC. XI CATGY NDE ITEM NO METH		FIRST PERIOD	SECOND PERIOD	THIRD PERIOD		
			1 2	1 2 3	1 2		

CHEMICAL AND VOLUME CONTROL 1.5-CS-2-249-2501R-1

040000 TCX-1-4207-2 B-J PT 1 - - C - - - - 92
 FLANGE TO PIPE B9.21
 R154J830RB

040100 TCX-1-4207-3 B-J PT 1 - - C - - - - 92
 PIPE TO REDUCER B9.21
 R154J830RB

CHEMICAL AND VOLUME CONTROL 2-CS-2-105-2501R-1

40200 TCX-1-4207-4 B-J PT 1 - - C - - - - 92
 REDUCER TO ELBOW B9.21
 R154J830RB

040300 TCX-1-4207-5 B-J PT 1 - - C - - - - 92
 ELBOW TO PIPE B9.21
 R154J830RB

040400 TCX-1-4207-6 B-J PT 1 - - C - - - - 92
 PIPE TO TEE B9.21
 R154J826RB

CHEMICAL AND VOLUME CONTROL 1.5-CS-2-249-2501R-1

040850 TCX-1-4207-FLG1 B-G-2 VT-1 1 - - C - - - - 92
 FLANGE BOLTING B7.50
 R154B830RB

COMANCHE PEAK UNIT 2
 INSERVICE INSPECTION PLAN
 CLASS 1 SCHED/COMPL COMPONENTS

SUMMARY EXAMINATION AREA NUMBER IDENTIFICATION	INSPECTION INTERVAL		PLAN STATUS			PRESERVICE YEAR	INSTRUCTIONS **CALIBRATION BLOCK**
	ASME SEC. XI CATGY NDE ITEM NO METH		FIRST PERIOD	SECOND PERIOD	THIRD PERIOD		
			1 2	1 2 3	1 2		

REACTOR COOLANT 29-RC-2-040-WEST-1

040900 TCX-1-4300-1 B-F UT 1 - C - - - - X 92 TDLR VERIFICATION BOUNDARY.
 RPV NOZZLE TO SAFE END B5.10 PT
 R157 827RB
 TBX-57,RV-6

041000 TCX-1-4300-2 B-J UT 1 - C - - - - X 92 TDLR VERIFICATION BOUNDARY.
 SAFE END TO PIPE B9.11 PT
 R157 827RB
 TBX-57,RV-6

041200 TCX-1-4300-4 B-F UT 1 - - - - X - - 92 TDLR VERIFICATION BOUNDARY.
 REDUCING ELBOW TO SG NOZZLE B5.70 PT
 R154K827RB
 TBX-57

REACTOR COOLANT 31-RC-2-041-WEST-1

041300 TCX-1-4300-5 B-F UT 1 - - - - X - - 92 TDLR VERIFICATION BOUNDARY.
 SG NOZZLE TO ELBOW B5.70 PT
 R154K829RB
 TBX-57

041800 TCX-1-4300-10 B-J UT 1 - - - - X 92 TDLR VERIFICATION BOUNDARY.
 ELBOW TO RC PUMP SUCTION B9.11 PT
 NOZZLE
 R154K821RB
 TBX-57

REACTOR COOLANT 2.75-RC-2-042-WEST-1

041900 TCX-1-4300-11 B-J UT 1 - - - - X 92 TDLR VERIFICATION BOUNDARY.
 RC PUMP DISCHARGE NOZZLE TO B9.11 PT
 PIPE
 R154K827RB
 TBX-57

COMANCHE PEAK UNIT 2
 INSERVICE INSPECTION PLAN
 CLASS 1 SCHED/COMPL COMPONENTS

INSPECTION INTERVAL		PLAN STATUS			PRESERVICE YEAR
		FIRST PERIOD	SECOND PERIOD	THIRD PERIOD	
ASME					
SEC. XI		-----			
CATGY NDE		- - - - - O U T A G E - - - - -			INSTRUCTIONS
ITEM NO METH		1 2	1 2 3	1 2	**CALIBRATION BLOCK**

REACTOR COOLANT 2.75-RC-2-042-WEST-1

042100 TCX-1-4300-13 B-J UT 1 - - - - - X 92 TDLR VERIFICATION BOUNDARY.
 ELBOW TO SAFE END B9.11 PT
 R157 827RB
 TBX-57,RV-6

042200 TCX-1-4300-14 B-F UT 1 - - - - - X 92 TDLR VERIFICATION BOUNDARY.
 SAFE END TO RV NOZZLE B5.10 PT
 R157 827RB
 TBX-57,RV-6

REACTOR COOLANT 27.5-RC-2-042-WEST-1

42600 TCX-1-4300-18 B-J PT 1 - - - - - X 92 TDLR VERIFICATION BOUNDARY.
 PIPE TO BRANCH CONNECTION B9.31
 R154K827RB
 TBX-57

REACTOR COOLANT 10-RC-2-055-2501R-1

043400 TCX-1-4301-7 B-J UT 1 - - - - - X 92
 PIPE TO VALVE B9.11 PT
 R154K832RB
 TBX-9

SAFETY INJECTION 10-SI-2-181-2501R-1

043500 TCX-1-4301-8 B-J UT 1 - - - - - X 92
 VALVE TO PIPE B9.11 PT
 R154K832RB
 TBX-9

044200 TCX-1-4301-15 B-J UT 1 - - - - - X 92
 PIPE TO VALVE B9.11 PT
 R154K823RB
 TBX-9

COMANCHE PEAK UNIT 2
 INSERVICE INSPECTION PLAN
 CLASS 1 SCHED/COMPL COMPONENTS

INSPECTION INTERVAL		PLAN STATUS			PRESERVICE YEAR	INSTRUCTIONS
		FIRST PERIOD	SECOND PERIOD	THIRD PERIOD		
ASME						
SEC. XI		-----				
CATGY NDE		O U T A G E				
ITEM NO METH		1 2	1 2 3	1 2		**CALIBRATION BLOCK**

SAFETY INJECTION 6-SI-2-330-2501R-1

044300 TCX-1-4302-1 B-J UT 1 - - - C - - - 92
 VALVE TO PIPE B9.11 PT
 R154C816RB

TBX-5

SAFETY INJECTION 8-SI-2-091-2501R-1

044700 TCX-1-4302-5 B-J UT 1 - - - C - - - 92
 ELBOW TO MOMENT RESTRAINT B9.11 PT
 R154C816RB

TBX-18

044800 TCX-1-4302-6 B-J UT 1 - - - C - - - 92
 MOMENT RESTRAINT TO ELBOW B9.11 PT
 R154K816RB

TBX-18

044900 TCX-1-4302-7 B-J UT 1 - - - C - - - 92
 ELBOW TO PIPE B9.11 PT
 R154K816RB

TBX-18

SAFETY INJECTION 2-SI-2-067-2501R-1

045500 TCX-1-4302-13 B-J PT 1 - - - C - - - 92
 PIPE TO SOCKOLET B9.32
 R154C816RB

045600 TCX-1-4302-14 B-J PT 1 - - - C - - - 92
 SOCKOLET TO PIPE B9.40
 R154C816RB

COMANCHE PEAK UNIT 2
 INSERVICE INSPECTION PLAN
 CLASS 1 SCHED/COMPL COMPONENTS

		INSPECTION INTERVAL		PLAN STATUS			PRESERVICE YEAR
				FIRST PERIOD	SECOND PERIOD	THIRD PERIOD	
SUMMARY EXAMINATION AREA		ASME					
NUMBER IDENTIFICATION		SEC. XI					
		CATGY NDE	O U T A G E				INSTRUCTIONS
		ITEM NO METH	1 2	1 2 3	1 2		**CALIBRATION BLOCK**

SAFETY INJECTION 2-SI-2-067-2501R-1

045700	TCX-1-4302-15 PIPE TO ELBOW R154C815RB	B-J B9.40	PT	1 - -	- C -	- -	92
045800	TCX-1-4302-16 ELBOW TO PIPE R154C815RB	B-J B9.40	PT	1 - -	- C -	- -	92
045900	TCX-1-4302-17 PIPE TO TEE R154C815RB	B-J B9.40	PT	1 - -	- C -	- -	92
046000	TCX-1-4302-18 TEE TO REDUCING INSERT R154C815RB	B-J B9.40	PT	1 - -	- C -	- -	92
046100	TCX-1-4302-19 TEE TO PIPE R154C815RB	B-J B9.40	PT	1 - -	- C -	- -	92
046200	TCX-1-4302-20 PIPE TO TEE R154C815RB	B-J B9.40	PT	1 - -	- C -	- -	92
046300	TCX-1-4302-21 TEE TO REDUCING INSERT R154C815RB	B-J B9.40	PT	1 - -	- C -	- -	92

COMANCHE PEAK UNIT 2
 INSERVICE INSPECTION PLAN
 CLASS 1 SCHED/COMPL COMPONENTS

SUMMARY EXAMINATION AREA NUMBER IDENTIFICATION	INSPECTION INTERVAL ASME SEC. XI CATGY NDE ITEM NO METH	PLAN STATUS			PRESERVICE YEAR	INSTRUCTIONS **CALIBRATION BLOCK**
		FIRST PERIOD	SECOND PERIOD	THIRD PERIOD		
		1 2	1 2 3	1 2		

SAFETY INJECTION 2-SI-2-067-2501R-1

046400 TCX-1-4302-22 B-J PT 1 - - - C - - - 92
 TEE TO PIPE B9.40
 R154C815RB

046500 TCX-1-4302-23 B-J PT 1 - - - C - - - 92
 PIPE TO VALVE B9.40
 R154C815RB

SAFETY INJECTION 6-SI-2-102-2501R-1

47000 TCX-1-4303-5 B-J UT 1 - - - C - - - 92
 PIPE TO ELBOW B9.11 PT
 R154K823RB

TBX-5

047100 TCX-1-4303-6 B-J UT 1 - - - C - - - 92
 ELBOW TO PIPE B9.11 PT
 R154K823RB

TBX-5

047300 TCX-1-4303-8 B-J UT 1 - - - C - - - 92
 ELBOW TO PIPE B9.11 PT
 R154K831RB

TBX-5

REACTOR COOLANT 6-RC-2-046-2501R-1

047500 TCX-1-4303-10 B-J UT 1 - - - C - - - 92
 VALVE TO PIPE B9.11 PT
 R154K831RB

TBX-5

COMANCHE PEAK UNIT 2
 INSERVICE INSPECTION PLAN
 CLASS 1 SCHED/COMPL COMPONENTS

SUMMARY EXAMINATION AREA NUMBER IDENTIFICATION	INSPECTION INTERVAL	PLAN STATUS			PRESERVICE YEAR	INSTRUCTIONS
		ASME SEC. XI CATGY NDE ITEM NO METH	FIRST PERIOD	SECOND PERIOD		
			1 2	1 2 3	1 2	**CALIBRATION BLOCK**

REACTOR COOLANT 6-RC-2-046-2501R-1

047600	TCX-1-4303-11 PIPE TO ELBOW R154K831RB	B-J B9.11	UT PT	1 - -	- C -	- -	92	**TBX-5**
047700	TCX-1-4303-12 ELBOW TO PIPE R154K831RB	B-J B9.11	UT PT	1 - -	- C -	- -	92	**TBX-5**
047800	TCX-1-4303-13 PIPE TO BRANCH CONNECTION R154K827RB	B-J B9.11	UT PT	1 - -	- C -	- -	92	**TBX-5**

REACTOR COOLANT 3-RC-2-052-2501R-1

048500	TCX-1-4304-1 BRANCH CONNECTION TO PIPE R154K814RB	B-J B9.21	PT	1 C -	- - -	- -	92	
048600	TCX-1-4304-2 PIPE TO ELBOW R154K814RB	B-J B9.21	PT	1 C -	- - -	- -	92	
048700	TCX-1-4304-3 ELBOW TO PIPE R154K814RB	B-J B9.21	PT	1 C -	- - -	- -	92	
048800	TCX-1-4304-4 PIPE TO ELBOW R154K814RB	B-J B9.21	PT	1 C -	- - -	- -	92	

COMANCHE PEAK UNIT 2
 INSERVICE INSPECTION PLAN
 CLASS 1 SCHED/COMPL COMPONENTS

SUMMARY EXAMINATION AREA NUMBER IDENTIFICATION	INSPECTION INTERVAL	PLAN STATUS			PRESERVICE YEAR	INSTRUCTIONS
		ASME SEC. XI CATGY NDE ITEM NO METH	FIRST PERIOD	SECOND PERIOD		
			1 2	1 2 3	1 2	**CALIBRATION BLOCK**

REACTOR COOLANT 3-RC-2-052-2501R-1

048900 TCX-1-4304-5 B-J PT 1 C - - - - 92
 ELBOW TO PIPE B9.21
 R154K814RB

049000 TCX-1-4304-6 B-J PT 1 C - - - - 92
 PIPE TO ELBOW B9.21
 R154K814RB

049100 TCX-1-4304-7 B-J PT 1 C - - - - 92
 ELBOW TO PIPE B9.21
 R154K814RB

049800 TCX-1-4304-14 B-J PT 1 C - - - - 92
 PIPE TO VALVE B9.21
 R154K814RB

049900 TCX-1-4304-15 B-J PT 1 C - - - - 92
 VALVE TO PIPE B9.21
 R154K814RB

CHEMICAL AND VOLUME CONTROL 3-RC-2-052-2501R-1

050800 TCX-1-4304-24 B-J PT 1 - - - - X 92
 PIPE TO VALVE B9.21
 R154K826RB

050900 TCX-1-4304-25 B-J PT 1 - - - - X 92
 VALVE TO PIPE B9.21
 R154K826RB

COMANCHE PEAK UNIT 2
 INSERVICE INSPECTION PLAN
 CLASS 1 SCHED/COMPL COMPONENTS

SUMMARY EXAMINATION AREA NUMBER IDENTIFICATION	INSPECTION INTERVAL		PLAN STATUS			PRESERVICE YEAR	INSTRUCTIONS **CALIBRATION BLOCK**
	ASME SEC. XI CATGY NDE ITEM NO METH		FIRST PERIOD	SECOND PERIOD	THIRD PERIOD		
			1 2	1 2 3	1 2		

CHEMICAL AND VOLUME CONTROL 3-RC-2-052-2501R-1

051000 TCX-1-4304-26 B-J PT 1 - - - - - X 92
 PIPE TO VALVE B9.21
 R154J826RB

REACTOR COOLANT 1.5-RC-2-057-2501R-1

051500 TCX-1-4306-4 B-J PT 1 - - - - - X 92
 PIPE TO ELBOW B9.40
 R154K829RB

051600 TCX-1-4306-5 B-J PT 1 - - - - - X 92
 ELBOW TO PIPE B9.40
 R154K829RB

051700 TCX-1-4306-6 B-J PT 1 - - - - - X 92
 PIPE TO VALVE B9.40
 R154K829RB

SAFETY INJECTION 1.5-SI-2-027-2501R-1

056650 TCX-1-4306-FE926 B-G-2 VT-1 1 - - - - - X 92
 FLOW ELEMENT BOLTING B7.50
 817RB

REACTOR COOLANT 2-RC-2-053-2501R-1

057000 TCX-1-4307-4 B-J PT 1 C - - - - - X 92
 PIPE TO VALVE B9.40
 R154K813RB

COMANCHE PEAK UNIT 2
 INSERVICE INSPECTION PLAN
 CLASS 1 SCHED/COMPL COMPONENTS

SUMMARY EXAMINATION AREA NUMBER IDENTIFICATION	INSPECTION INTERVAL ASME SEC. XI CATGY NDE ITEM NO METH	PLAN STATUS			PRESERVICE YEAR	INSTRUCTIONS
		FIRST PERIOD	SECOND PERIOD	THIRD PERIOD		
		1 2	1 2 3	1 2		**CALIBRATION BLOCK**

CHEMICAL AND VOLUME CONTROL 1.5-CS-2-243-2501R-1

059150 TCX-1-4308-FLG1 B-G-2 VT-1 1 - - - - X - - 92
 FLANGE BOLTING B7.50
 R154K630RB

REACTOR COOLANT 29-RC-2-058-WEST-1

059200 TCX-1-4400-1 B-F UT 1 - C - - - - X 92 TDLR VERIFICATION BOUNDARY.
 RPV NOZZLE TO SAFE END B5.10 PT
 R157 827RB

TBX-57,RV-6

59300 TCX-1-4400-2 B-J UT 1 - C - - - - X 92 TDLR VERIFICATION BOUNDARY.
 SAFE END TO PIPE B9.11 PT
 R157 827RB

TBX-57,RV-6

059500 TCX-1-4400-4 B-F UT 1 - - - - - X 92 TDLR VERIFICATION BOUNDARY.
 REDUCING ELBOW TO SG NOZZLE B5.70 PT
 R154L827RB

TBX-57

REACTOR COOLANT 31-RC-2-059-WEST-1

059600 TCX-1-4400-5 B-F UT 1 - - - - - X 92 TDLR VERIFICATION BOUNDARY.
 SG NOZZLE TO ELBOW B5.70 PT
 R154L829RB

TBX-57

REACTOR COOLANT 27.5-RC-2-060-WEST-1

060400 TCX-1-4400-13 B-J UT 1 - - - - - X TDLR VERIFICATION BOUNDARY.
 ELBOW TO SAFE END B9.11 PT
 R157 827RB

TBX-57,RV-6

INSERVICE INSPECTION PLAN
CLASS 1 SCHED/COMPL COMPONENTS

SUMMARY EXAMINATION AREA NUMBER IDENTIFICATION	INSPECTION INTERVAL ASME SEC. XI CATGY NDE ITEM NO METH	PLAN STATUS			PRESERVICE YEAR	INSTRUCTIONS **CALIBRATION BLOCK**
		FIRST PERIOD	SECOND PERIOD	THIRD PERIOD		
		1 2	1 2 3	1 2		

REACTOR COOLANT 10-RC-2-078-2501R-1

063100	TCX-1-4402-6	B-J	UT	1 - -	- - -	X -	92	
	ELBOW TO PIPE	B9.11	PT					
	R154L832RB							**TBX-9**

063200	TCX-1-4402-7	B-J	UT	1 - -	- - -	X -	92	
	PIPE TO VALVE	B9.11	PT					
	R154L832RB							**TBX-9**

SAFETY INJECTION 10-SI-2-182-2501R-1

53300	TCX-1-4402-8	B-J	UT	1 - -	- - -	X -	92	
	VALVE TO PIPE	B9.11	PT					
	R154L832RB							**TBX-9**

064000	TCX-1-4402-15	B-J	UT	1 - -	- - -	X -	92	
	PIPE TO VALVE	B9.11	PT					
	R154L819RB							**TBX-9**

SAFETY INJECTION 6-SI-2-092-2501R-1

064100	TCX-1-4403-1	B-J	UT	1 - -	- - -	X -	92	
	VALVE TO PIPE	B9.11	PT					
	R154D820RB							**TBX-5**

064200	TCX-1-4403-2	B-J	UT	1 - -	- - -	X -	92	
	PIPE TO MOMENT RESTRAINT	B9.11	PT					
	R154D820RB							**TBX-5**

COMANCHE PEAK UNIT 2
 INSERVICE INSPECTION PLAN
 CLASS 1 SCHED/COMPL COMPONENTS

SUMMARY EXAMINATION AREA NUMBER IDENTIFICATION	INSPECTION INTERVAL ASME SEC. XI CATGY NDE ITEM NO METH	PLAN STATUS			PRESERVICE YEAR	INSTRUCTIONS **CALIBRATION BLOCK**
		FIRST PERIOD	SECOND PERIOD	THIRD PERIOD		
		1 2	1 2 3	1 2		

SAFETY INJECTION 6-SI-2-092-2501R-1

064300 TCX-1-4403-3 B-J UT 1 - - - - - X - 92
 MOMENT RESTRAINT TO ELBOW B9.11 PT
 R154L820RB

TBX-5

SAFETY INJECTION 2-SI-2-069-2501R-1

065400 TCX-1-4403-14 B-J PT 1 - - - - - X - 92
 PIPE TO SOCKOLET B9.32
 R154D820RB

065500 TCX-1-4403-15 B-J PT 1 - - - - - X - 92
 SOCKOLET TO PIPE B9.32
 R154D820RB

065600 TCX-1-4403-16 B-J PT 1 - - - - - X - 92
 PIPE TO ELBOW B9.40
 R154D820RB

065700 TCX-1-4403-17 B-J PT 1 - - - - - X - 92
 ELBOW TO PIPE B9.40
 R154D820RB

065800 TCX-1-4403-18 B-J PT 1 - - - - - X - 92
 PIPE TO ELBOW B9.40
 R154D821RB

065900 TCX-1-4403-19 B-J PT 1 - - - - - X - 92
 ELBOW TO PIPE B9.40
 R154D821RB

COMANCHE PEAK UNIT 2
 INSERVICE INSPECTION PLAN
 CLASS 1 SCHED/COMPL COMPONENTS

SUMMARY EXAMINATION AREA NUMBER IDENTIFICATION	INSPECTION INTERVAL		PLAN STATUS			PRESERVICE YEAR	INSTRUCTIONS **CALIBRATION BLOCK**
	ASME SEC. XI CATGY NDE ITEM NO METH		FIRST PERIOD	SECOND PERIOD	THIRD PERIOD		
			1 2	1 2 3	1 2		

SAFETY INJECTION 2-SI-2-069-2501R-1

066000 TCX-1-4403-20 B-J PT 1 - - - - - X - 92
 PIPE TO ELBOW B9.40
 R154D821RB

066100 TCX-1-4403-21 B-J PT 1 - - - - - X - 92
 ELBOW TO PIPE B9.40
 R154D821RB

066200 TCX-1-4403-22 B-J PT 1 - - - - - X - 92
 PIPE TO VALVE B9.40
 R154D821RB

REACTOR COOLANT 6-RC-2-070-2501R-1

066300 TCX-1-4404-1 B-J PT 1 - - - - - X - 92
 PIPE TO WELDOLET B9.31 UT
 R154L824RB

TBX-5

066900 TCX-1-4404-7 B-J UT 1 - - - - - X - 92
 PIPE TO VALVE B9.11 PT
 R154L826RB

TBX-5

SAFETY INJECTION 2-SI-2-086-2501R-1

067200 TCX-1-4404-10 B-J PT 1 - - - - - X - 92
 REDUCER TO PIPE B9.21
 R154L826RB

COMANCHE PEAK UNIT 2
 INSERVICE INSPECTION PLAN
 CLASS 1 SCHED/COMPL COMPONENTS

		INSPECTION INTERVAL		PLAN STATUS			PRESERVICE YEAR
				FIRST PERIOD	SECOND PERIOD	THIRD PERIOD	
SUMMARY EXAMINATION AREA		ASME					
NUMBER IDENTIFICATION		SEC. XI					
		CATGY	WDE	O U T A G E			INSTRUCTIONS
		ITEM NO	METH	1 2	1 2 3	1 2	**CALIBRATION BLOCK**

SAFETY INJECTION 2-SI-2-086-2501R-1

067500 TCX-1-4404-13 B-J PT 1 - - - - - X - 92
 PIPE TO TEE B9.21
 R154D819RB

067800 TCX-1-4404-15 B-J PT 1 - - - - - X - 92
 PIPE TO TEE B9.21
 R154D819RB

067900 TCX-1-4404-16 B-J PT 1 - - - - - X - 92
 TEE TO PIPE B9.21
 R154D819RB

068000 TCX-1-4404-17 B-J PT 1 - - - - - X - 92
 PIPE TO TEE B9.21
 R154D820RB

068300 TCX-1-4404-19 B-J PT 1 - - - - - X - 92
 PIPE TO TEE B9.21
 R154D820RB

068400 TCX-1-4404-20 B-J PT 1 - - - - - X - 92
 TEE TO PIPE B9.21
 R154D820RB

REACTOR COOLANT 3-RC-2-076-2501R-1

069300 TCX-1-4405-6 B-J PT 1 - - - - - X - 92
 PIPE TO VALVE B9.21
 R154L828RB

COMANCHE PEAK UNIT 2
 INSERVICE INSPECTION PLAN
 CLASS 1 SCHED/COMPL COMPONENTS

SUMMARY EXAMINATION AREA NUMBER IDENTIFICATION	INSPECTION INTERVAL ASME SEC. XI CATGY NDE ITEM NO METH	PLAN STATUS			PRESERVICE YEAR	INSTRUCTIONS **CALIBRATION BLOCK**
		FIRST PERIOD	SECOND PERIOD	THIRD PERIOD		
		1 2	1 2 3	1 2		

CHEMICAL AND VOLUME CONTROL 3-CS-2-081-2501R-1

069400 TCX-1-4405-7 B-J PT 1 - - - - - X - 92
 VALVE TO PIPE B9.21
 R154L828RB

069500 TCX-1-4405-8 B-J PT 1 - - - - - X - 92
 PIPE TO VALVE B9.21
 R154L828RB

REACTOR COOLANT 1.5-RC-2-079-2501R-1

70000 TCX-1-4407-4 B-J PT 1 - - - - - X - 92
 PIPE TO ELBOW B9.40
 R154L829RB

070100 TCX-1-4407-5 B-J PT 1 - - - - - X - 92
 ELBOW TO PIPE B9.40
 R154L829RB

070200 TCX-1-4407-6 B-J PT 1 - - - - - X - 92
 PIPE TO VALVE B9.40
 R154L829RB

SAFETY INJECTION 1.5-SI-2-028-2501R-1

071650 TCX-1-4407-FE927 B-G-2 VT-1 1 - - - - - X - 92
 FLOW ELEMENT BOLTING B7.50
 R154D822RB

COMANCHE PEAK UNIT 2
INSERVICE INSPECTION PLAN
CLASS 1 SCHED/COMPL COMPONENTS

		INSPECTION INTERVAL		PLAN STATUS			PRESERVICE YEAR	INSTRUCTIONS
				FIRST PERIOD	SECOND PERIOD	THIRD PERIOD		
SUMMARY EXAMINATION AREA		ASME						
NUMBER IDENTIFICATION		SEC. XI						
		CATGY NDE						
		ITEM NO METH	1 2	1 2 3	1 2			**CALIBRATION BLOCK**

REACTOR COOLANT 2-RC-2-072-2501R-1

071800	TCX-1-4408-2 PIPE TO ELBOW R154L813RB	B-J B9.40	PT	1 - -	- - -	X -	92
071900	TCX-1-4408-3 ELBOW TO PIPE R154L813RB	B-J B9.40	PT	1 - -	- - -	X -	92
072000	TCX-1-4408-4 PIPE TO ELBOW R154L813RB	B-J B9.40	PT	1 - -	- - -	X -	92
072100	TCX-1-4408-5 ELBOW TO PIPE R154L813RB	B-J B9.40	PT	1 - -	- - -	X -	92
072200	TCX-1-4408-6 PIPE TO VALVE R154L813RB	B-J B9.40	PT	1 - -	- - -	X -	92

CHEMICAL AND VOLUME CONTROL 1.5-CS-2-244-2501R-1

074950	TCX-1-4409-FLG1 FLANGE BOLTING 830RB	B-G-2 B7.50	VT-1	1 - -	- - -	X -	92
--------	--	----------------	------	-------	-------	-----	----

REACTOR COOLANT 14-RC-2-135-2501R-1

5000	TCX-1-4500-1 BRANCH CONNECTION TO PIPE R154L832RB	B-J B9.11	UT PT	1 - -	- - -	- X	92	TDLR VERIFICATION BOUNDARY.
------	---	--------------	----------	-------	-------	-----	----	-----------------------------

TBX-19

COMANCHE PEAK UNIT 2
INSERVICE INSPECTION PLAN
CLASS 1 SCHED/COMPL COMPONENTS

SUMMARY EXAMINATION AREA NUMBER IDENTIFICATION	INSPECTION INTERVAL ASME SEC. XI CATGY NDE ITEM NO METH	PLAN STATUS			PRESERVICE YEAR	INSTRUCTIONS **CALIBRATION BLOCK**
		FIRST PERIOD	SECOND PERIOD	THIRD PERIOD		
		1 2	1 2 3	1 2		

REACTOR COOLANT 14-RC-2-135-2501R-1

075100	TCX-1-4500-2 PIPE TO PIPE R154L832RB	B-J B9.11	UT PT	1 - -	- - -	- X	92	TDLR VERIFICATION BOUNDARY. **TBX-19**
075200	TCX-1-4500-3 PIPE TO PIPE R154L832RB	B-J B9.11	UT PT	1 - -	- - -	- X	92	TDLR VERIFICATION BOUNDARY. **TBX-13**
075400	TCX-1-4500-5 PIPE TO SAFE END R161B854RB	B-J B9.11	UT PT	1 - -	C - -	- -	92	TDLR VERIFICATION BOUNDARY. **TBX-19**
075500	TCX-1-4500-6 SAFE END TO PRESSURIZER NOZZLE R161B854RB	B-F B5.40	UT PT	1 - -	C - -	- -	92	TDLR VERIFICATION BOUNDARY. **TBX-19,DMCB-1**
075510	TCX-1-4500-7 PIPE TO PIPE R154L832RB	B-J B9.11	UT PT	1 - -	- - -	- X	92	TDLR VERIFICATION BOUNDARY. **TBX-19**

REACTOR COOLANT 6-RC-2-096-2501R-1

075600	TCX-1-4501-1 PRESSURIZER NOZZLE TO SAFE END R161E905RB	B-F B5.40	UT PT	1 - C	- - -	- -	92	 **DMCB-1**
075700	TCX-1-4501-2 SAFE END TO PIPE R161E905RB	B-J B9.11	UT PT	1 - C	- - -	- -	92	 **TBX-5**

COMANCHE PEAK UNIT 2
 INSERVICE INSPECTION PLAN
 CLASS 1 SCHED/COMPL COMPONENTS

INSPECTION INTERVAL		PLAN STATUS			PRESERVICE YEAR
		FIRST PERIOD	SECOND PERIOD	THIRD PERIOD	
ASME					
SEC. XI		-----			
CATGY NDE		O U T A G E			INSTRUCTIONS
ITEM NO METH		1 2	1 2 3	1 2	**CALIBRATION BLOCK**

REACTOR COOLANT 6-RC-2-096-2501R-1

076600 TCX-1-4501-11 B-J UT 1 - C - - - - - 92
 PIPE TO VALVE (FLANGED) B9.11 PT
 R161E905RB

TBX-5

076650 TCX-1-4501-FLG 1 B-G-2 VT-1 1 - C - - - - - 92
 2-8010A FLANGE BOLTING B7.50
 905RB

REACTOR COOLANT 6-RC-2-098-2501R-1

076700 TCX-1-4502-1 B-F UT 1 - C - - - - - 92
 PRESSURIZER NOZZLE TO SAFE END B5.40 PT
 R161E905RB

DMCB-1

076800 TCX-1-4502-2 B-J UT 1 - C - - - - - 92
 SAFE END TO PIPE B9.11 PT
 R161E905RB

TBX-5

077700 TCX-1-4502-11 B-J UT 1 - C - - - - - 92
 PIPE TO VALVE (FLANGED) B9.11 PT
 R161E907RB

TBX-5

077750 TCX-1-4502-FLG 1 B-G-2 VT-1 1 - C - - - - - 92
 2-8010B FLANGE BOLTING B7.50
 907RB

REACTOR COOLANT 6-RC-2-100-2501R-1

07800 TCX-1-4503-1 B-F UT 1 - C - - - - - 92
 PRESSURIZER NOZZLE TO SAFE END B5.40 PT
 R161E905RB

DMCB-1

COMANCHE PEAK UNIT 2
 INSERVICE INSPECTION PLAN
 CLASS 1 SCHED/COMPL COMPONENTS

SUMMARY EXAMINATION AREA NUMBER IDENTIFICATION	INSPECTION INTERVAL		PLAN STATUS			PRESERVICE YEAR	INSTRUCTIONS
	ASME SEC. XI CATGY NDE ITEM NO METH		FIRST PERIOD	SECOND PERIOD	THIRD PERIOD		
			1 2	1 2 3	1 2		**CALIBRATION BLOCK**

REACTOR COOLANT 6-RC-2-100-2501R-1

077900 TCX-1-4503-2 B-J UT 1 - C - - - - - 92
 SAFE END TO PIPE B9.11 PT
 R161E905RB

TBX-5

078800 TCX-1-4503-11 B-J UT 1 - C - - - - - 92
 PIPE TO VALVE (FLANGED) B9.11 PT
 R161E907RB

TBX-5

078850 TCX-1-4503-FLG 1 B-G-2 VT-1 1 - C - - - - - 92
 2-8010C FLANGE BOLTING B7.50
 R161A907RB

REACTOR COOLANT 6-RC-2-108-2501R-1

078900 TCX-1-4504-1 B-F UT 1 - C - - - - - 92 TDLR VERIFICATION BOUNDARY.
 PRESSURIZER NOZZLE TO SAFE END B5.40 PT
 R161E905RB

DMCB-1

079000 TCX-1-4504-2 B-J UT 1 - C - - - - - 92 TDLR VERIFICATION BOUNDARY.
 SAFE END TO PIPE B9.11 PT
 R161E905RB

TBX-5

REACTOR COOLANT 3-RC-2-111-2501R-1

079800 TCX-1-4504-10 B-J PT 1 - - - - - X 92 TDLR VERIFICATION BOUNDARY.
 VALVE TO PIPE B9.21
 R161E907RB

COMANCHE PEAK UNIT 2
 INSERVICE INSPECTION PLAN
 CLASS 1 SCHED/COMPL COMPONENTS

		INSPECTION INTERVAL		PLAN STATUS			PRESERVICE YEAR	INSTRUCTIONS
				FIRST PERIOD	SECOND PERIOD	THIRD PERIOD		
SUMMARY EXAMINATION AREA		ASME						
NUMBER IDENTIFICATION		SEC. XI						
		CATGY NDE						
		ITEM NO METH	1 2	1 2 3	1 2			**CALIBRATION BLOCK**

REACTOR COOLANT 3-RC-2-111-2501R-1

079900 TCX-1-4504-11 B-J PT 1 - - - - - X 92 TDLR VERIFICATION BOUNDARY.
 PIPE TO VALVE B9.21
 R161E907RB

080000 TCX-1-4504-12 B-J PT 1 - - - - - X 92 TDLR VERIFICATION BOUNDARY.
 VALVE TO PIPE B9.21
 R161E907RB

080600 TCX-1-4504-18 B-J PT 1 - - - - - X 92 TDLR VERIFICATION BOUNDARY.
 PIPE TO WELDOLET B9.21
 R161E908RB

REACTOR COOLANT 3-RC-2-146-2501R-1

081400 TCX-1-4504-26 B-J PT 1 - - - - - X 92 TDLR VERIFICATION BOUNDARY.
 PIPE TO VALVE B9.21
 R161E907RB

081500 TCX-1-4504-27 B-J PT 1 - - - - - X 92 TDLR VERIFICATION BOUNDARY.
 VALVE TO PIPE B9.21
 R161E907RB

081600 TCX-1-4504-28 B-J PT 1 - - - - - X 92 TDLR VERIFICATION BOUNDARY.
 PIPE TO VALVE B9.21
 R161E907RB

REACTOR COOLANT 4-RC-2-164-2501R-1

3300 TCX-1-4505-17 B-J UT 1 - - - - - X 92
 PIPE TO VALVE B9.11 PT
 R160B908RB

COMANCHE PEAK UNIT 2
 INSERVICE INSPECTION PLAN
 CLASS 1 SCHED/COMPL COMPONENTS

INSPECTION INTERVAL		PLAN STATUS			PRESERVICE YEAR	
		FIRST PERIOD	SECOND PERIOD	THIRD PERIOD		
ASME						
SEC. XI		-----				
CATGY NDE		O U T A G E			INSTRUCTIONS	
NUMBER	IDENTIFICATION	ITEM NO	METH	1 2 3	1 2	**CALIBRATION BLOCK**

REACTOR COOLANT 4-RC-2-087-2501R-1

083400 TCX-1-4505-18 B-J UT 1 - - - - - X 92
 VALVE TO PIPE B9.11 PT
 R160B908RB

TBX-4

REACTOR COOLANT 4-RC-2-162-2501R-1

084900 TCX-1-4506-10 B-J UT 1 - - - - - X 92
 REDUCER TO PIPE B9.11 PT
 R161E909RB

TBX-4

85100 TCX-1-4506-12 B-J UT 1 - - - - - X 92
 PIPE TO VALVE B9.11 PT
 R160B909RB

TBX-4

REACTOR COOLANT 4-RC-2-088-2501R-1

085200 TCX-1-4506-13 B-J UT 1 - - - - - X 92
 VALVE TO PIPE B9.11 PT
 R160B909RB

TBX-4

085300 TCX-1-4506-14 B-J UT 1 - - - - - X 92
 PIPE TO REDUCER B9.11 PT
 R160B913RB

TBX-4

REACTOR COOLANT 4-RC-2-091-2501R-1

085800 TCX-1-4506-19 B-J UT 1 - C - - - - 92
 REDUCER TO PIPE B9.11 PT
 R161E913RB

TBX-4

COMANCHE PEAK UNIT 2
 INSERVICE INSPECTION PLAN
 CLASS 1 SCHED/COMPL COMPONENTS

SUMMARY EXAMINATION AREA NUMBER IDENTIFICATION	INSPECTION INTERVAL		PLAN STATUS			PRESERVICE YEAR	INSTRUCTIONS **CALIBRATION BLOCK**
	ASME SEC. XI CATGY NDE ITEM NO METH		FIRST PERIOD	SECOND PERIOD	THIRD PERIOD		
			1 2	1 2 3	1 2		

REACTOR COOLANT 4-RC-2-091-2501R-1

085900 TCX-1-4506-20 B-J UT 1 - C - - - - - 92
 PIPE TO PIPE B9.11 PT
 R161E913RB

TBX-4

086000 TCX-1-4506-21 B-J UT 1 - C - - - - - 92
 PIPE TO SAFE END B9.11 PT
 R161E906RB

TBX-4

086100 TCX-1-4506-22 B-F UT 1 - C - - - - - 92
 SAFE END TO PRESSURIZER NOZZLE B5.40 PT
 R161E906RB

DMCB-1

REACTOR COOLANT 4-RC-2-162-2501R-1

086600 TCX-1-4506-27 B-J UT 1 - - - - - X 92
 PIPE TO PIPE B9.11 PT
 R160B909RB

TBX-4

REACTOR COOLANT 2-RC-2-132-2501R-1

086700 TCX-1-4507-1 B-J PT 1 - - - - - X 92
 PIPE TO WELDOLET B9.32
 R161E913RB

087100 TCX-1-4507-5 B-J PT 1 - - - - - X 92
 PIPE TO VALVE B9.40
 R161E898RB

COMANCHE PEAK UNIT 2
 INSERVICE INSPECTION PLAN
 CLASS 1 SCHED/COMPL COMPONENTS

		INSPECTION INTERVAL		PLAN STATUS			PRESERVICE YEAR	INSTRUCTIONS
				FIRST PERIOD	SECOND PERIOD	THIRD PERIOD		
SUMMARY EXAMINATION AREA		ASME	SEC. XI	----- O U T A G E -----			92	**CALIBRATION BLOCK**
NUMBER	IDENTIFICATION	CATGY	NDE	1	2	3		
-----		ITEM NO METH		1	2	3	1	2

CHEMICAL AND VOLUME CONTROL 2-CS-2-112-2501R-1

087200 TCX-1-4507-6 B-J PT 1 - - - - - X 92
 VALVE TO PIPE B9.40
 R161E898RB

090100 TCX-1-4507-35 B-J PT 1 - - - - - X 92
 PIPE TO VALVE B9.21
 R154B821RB

REACTOR COOLANT TCX-RCPCPC-02

92400 TCX-1-5100A-2SB1-12 B-G-2 VT-1 1 - - - - - X - 92 TDLR VERIFICATION BOUNDARY.
 RC PUMP 2 #1 SEAL BOLTING B7.60
 (2-B1/2-B12)

092900 TCX-1-5100A-2FB1-24 B-G-1 UT 1 - - - - - X - 92 TDLR VERIFICATION BOUNDARY.
 RC PUMP 2 MAIN FLNG BLT B6.180
 (2-B1/2-B24)
 TBX-54

093000 TCX-1-5100A-2FLG B-G-1 VT-1 1 - - - - - X - 92 TDLR VERIFICATION BOUNDARY.
 RC PUMP 2 MAIN FLANGE SURFACE B6.190

093600 TCX-1-5100A-2FN1-24 B-G-1 VT-1 1 - - - - - X - 92 TDLR VERIFICATION BOUNDARY.
 RC PUMP 2 MAIN FLANGE NUTS B6.200
 (2-B1/2-B24)

094000 TCX-1-5100C-2CASING B-L-2 VT-3 1 - - - - - X - 92 TDLR VERIFICATION BOUNDARY.
 RC PUMP 2 CASING B12.20

COMANCHE PEAK UNIT 2
 INSERVICE INSPECTION PLAN
 CLASS 1 SCHED/COMPL COMPONENTS

SUMMARY EXAMINATION AREA NUMBER IDENTIFICATION	INSPECTION INTERVAL ASME SEC. XI CATGY NDE ITEM NO METH	PLAN STATUS			PRESERVICE YEAR	INSTRUCTIONS **CALIBRATION BLOCK**
		FIRST PERIOD	SECOND PERIOD	THIRD PERIOD		
		1 2	1 2 3	1 2		

RESIDUAL HEAT REMOVAL 12-RH-2-001-2501R-1

094221 TCX-1-4101-8701A-BLT B-G-2 VT-1 1 - - - - - X - 92 DWG. 8372D46
 VALVE BODY BOLTING 2-8701A B7.70
 R154A808RB

SAFETY INJECTION 10-SI-2-182-2501R-1

094244 TCX-1-4402-8956D-BLT B-G-2 VT-1 1 C - - - - - 92 DWG. 8372D14
 VALVE BODY BOLTING 2-8956D B7.70

SAFETY INJECTION 6-SI-2-092-2501R-1

094245 TCX-1-4403-8818D-BLT B-G-2 VT-1 1 - - - - - X - 92 DWG. 8372D12
 VALVE BODY BOLTING 2-8818D B7.70

REACTOR COOLANT 6-RC-2-096-2501R-1

094249 TCX-1-4501-8010A-BLT B-G-2 VT-1 1 - C - - - - - 92 DWG. DS-C-66075
 VALVE BODY BOLTING 2-8010A B7.70
 R161A905RB

RESIDUAL HEAT REMOVAL 12-RH-2-001-2501R-1

094261 TCX-1-4101-8701A-INT B-M-2 VT-3 1 - - - - - X - NA DWG. 8372D46
 VALVE INTERNAL SURFACES B12.50
 R154A808RB

SAFETY INJECTION 10-SI-2-182-2501R-1

094279 TCX-1-4402-8956D-INT B-M-2 VT-3 1 C - - - - - DWG. 8372D14
 VALVE INTERNAL SURFACES B12.50

COMANCHE PEAK UNIT 2
 INSERVICE INSPECTION PLAN
 CLASS 1 SCHED/COMPL COMPONENTS

		INSPECTION INTERVAL		PLAN STATUS			PRESERVICE YEAR	
		ASME		FIRST PERIOD	SECOND PERIOD	THIRD PERIOD		
SUMMARY EXAMINATION AREA		SEC. XI		O U T A G E			INSTRUCTIONS	
NUMBER	IDENTIFICATION	CATGY	NDE	1	2	3	1	2
		ITEM NO	METH	1	2		1	2

CALIBRATION BLOCK								

SAFETY INJECTION 6-SI-2-092-2501R-1

094280 TCX-1-4403-8818D-INT B-M-2 VT-3 1 - - - - X - - NA DNG. 8372D12
 VALVE INTERNAL SURFACES B12.50

REACTOR COOLANT 6-RC-2-096-2501R-1

094282 TCX-1-4501-8010A-INT B-M-2 VT-3 1 - C - - - - - NA DNG. DS-C-66075
 VALVE INTERNAL SURFACES B12.50
 R161A905RB

4.2 CLASS 2 NDE

This subsection describes the examination areas and NDE methods for the Class 2 pressure retaining components and associated component integral welded attachments as specified in Article IWC of the Code. For pressure testing, see Section 5.

Class 2 valve body welds have been grouped according to design, size, function and service in a system in accordance with Table IWC-2500-1, Category C-G, Note 1 of the Code. These groups are delineated below. One valve from each group has been selected for examination as denoted by the asterisk "*".

Group 1 - 8" Forged Gate Valves, MS Safety Isolation

2MS-026
2MS-036
2MS-098 * (reference TCX-2-2300 for location)
2MS-134

Group 2 - 18" Forged Gate Valves, Main Feedwater Isolation

2FW-071
2FW-077 * (reference TCX-2-2202 for location)
2FW-083
2FW-089

Group 3 - 6" Forged Check Valves, Feedwater

2FW-191
2FW-192
2FW-193 * (reference TCX-2-2204 for location)
2FW-194
2FW-195
2FW-196
2FW-197
2FW-198
2FW-199
2FW-200
2FW-201
2FW-202

Group 4 - 6" Forged Gate Valves, Auxiliary Feedwater Isolation

2FW-203 * (reference TCX-2-2403 for location)
2FW-204
2FW-205
2FW-206

Group 5 - 12" Forged Gate Valves, Containment Spray Isolation

2CT-0026
2CT-0028 * (reference TCX-2-2578 for location)
2CT-0078
2CT-0084

Group 6 - 12" Forged Gate Valve, Safety Injection

2SI-0048 * (reference TCX-2-2582 for location)

COMANCHE PEAK UNIT 2
 INSERVICE INSPECTION PLAN
 CLASS 2 SCHED/COMPL COMPONENTS

SUMMARY EXAMINATION AREA		INSPECTION INTERVAL		PLAN STATUS			PRESERVICE YEAR	INSTRUCTIONS
				FIRST PERIOD	SECOND PERIOD	THIRD PERIOD		
NUMBER	IDENTIFICATION	ASME SEC. XI	CATGY NDE	O U T A G E				**CALIBRATION BLOCK**
		ITEM NO METH		1 2	1 2 3	1 2		

MAIN STEAM TCX-RCPCSG-03

094300	TCX-2-1100-3-2 SG 3 TUBESHEET TO SHELL WELD R155J832RB	C-A	UT	1 C -	- - -	- -	92	TDLR VERIFICATION BOUNDARY. **TBX-27**
094400	TCX-2-1100-3-3 SG 3 LOWER SHELL CIRC. WELD R155J832RB	C-A	UT	1 C -	- - -	- -	92	TDLR VERIFICATION BOUNDARY. **TBX-27**
094500	TCX-2-1100-3-5 SG 3 TRANSITION CONE TO LOWER SHELL WELD	C-A	UT	1 - -	- - -	X -	92	TDLR VERIFICATION BOUNDARY. **TBX-27**
094600	TCX-2-1100-3-6 SG 3 UPPER SHELL TO TRANSITION CONE WELD	C-A	UT	1 - -	- - -	X -	92	TDLR VERIFICATION BOUNDARY. **TBX-27**
094700	TCX-2-1100-3-8 SG 3 HEAD TO SHELL WELD	C-A	UT	1 - -	- - -	X -	92	TDLR VERIFICATION BOUNDARY. **TBX-27**
094800	TCX-2-1100-3-9 SG 3 FEEDWATER NOZZLE TO VESSEL WELD R155J832RB	C-B	UT	1 C -	- - -	- -	92	TDLR VERIFICATION BOUNDARY. **TBX-27**
094900	TCX-2-1100-3-9IR SG 3 FEEDWATER NOZZLE INNER RADIUS R155J832RB	C-B	UT	1 C -	- - -	- -	92	TDLR VERIFICATION BOUNDARY. **TBX-56**

COMANCHE PEAK UNIT 2
 INSERVICE INSPECTION PLAN
 CLASS 2 SCHED/COMPL COMPONENTS

SUMMARY EXAMINATION AREA NUMBER IDENTIFICATION	INSPECTION INTERVAL		PLAN STATUS			PRESERVICE YEAR	INSTRUCTIONS **CALIBRATION BLOCK**
	ASME SEC. XI CATGY NDE ITEM NO METH		FIRST PERIOD	SECOND PERIOD	THIRD PERIOD		
			1 2	1 2 3	1 2		

MAIN STEAM TCX-RCPCSG-03

095000 TCX-2-1100-3-10 C-B UT 1 - - - - - X - 92 TDLR VERIFICATION BOUNDARY.
 SG 3 AUX FEEDWATER NOZZLE TO C2.21 MT
 VESSEL WELD
 TBX-27

095100 TCX-2-1100-3-11 C-B UT 1 - - - - - X - 92 TDLR VERIFICATION BOUNDARY.
 SG 3 MAIN STEAM NOZZLE TO C2.21 MT
 VESSEL WELD
 TBX-27

CHEMICAL AND VOLUME CONTROL TCX-CSAHEL-01

95300 TCX-2-1110-1 C-A UT 1 C - - - - - 92 TDLR VERIFICATION BOUNDARY.
 EXCESS LETDOWN HX HEAD TO C1.20
 FLANGE WELD
 R154E808RB
 TBX-8

RESIDUAL HEAT REMOVAL TCX-RHAHRS-01

095600 TCX-2-1120-1-1 C-A UT 1 - - - - - X 92
 RHR HX1 HEAD TO SHELL WELD C1.20
 TBX-30

095700 TCX-2-1120-1-2 C-A UT 1 - - - - - X 92
 RHR HX1 SHELL TO FLANGE WELD C1.10
 TBX-30

095800 TCX-2-1120-1-3 C-B UT 1 - - - - - X 92
 RHR HX1 INLET NOZZLE TO SHELL C2.21 PT
 WELD
 TBX-51

COMANCHE PEAK UNIT 2
INSERVICE INSPECTION PLAN
CLASS 2 SCHED/COMPL COMPONENTS

INSPECTION INTERVAL		PLAN STATUS			PRESERVICE YEAR	INSTRUCTIONS
		FIRST PERIOD	SECOND PERIOD	THIRD PERIOD		
ASME						
SEC. XI		-----				
CATGY NDE		O U T A G E				
ITEM NO METH		1 2	1 2 3	1 2		**CALIBRATION BLOCK**

RESIDUAL HEAT REMOVAL TCX-RHAHRS-01

096000 TCX-2-1120-1-4 C-B UT 1 - - - - X 92
RHR HX1 OUTLET NOZZLE TO SHELL C2.21 PT
WELD

TBX-51

096200 TCX-2-1120-1-1WS C-C PT 1 - - - - X 92
RHR HX1 WELDED SUPPORT C3.10
790SB

096300 TCX-2-1120-1-2WS C-C PT 1 - - - - X 92
RHR HX1 WELDED SUPPORT C3.10
790SB

CHEMICAL AND VOLUME CONTROL TCX-CSAHL-01

096400 TCX-2-1130-1 C-A UT 1 C - - - - 92
HORIZONTAL LETDOWN HX HEAD TO C1.20
FLANGE WLD
R81 811SB

TBX-31

CHEMICAL AND VOLUME CONTROL TCX-TRAHLR-01

096500 TCX-2-1140-1 C-A PT 1 - - - - X - - 92 PT IN LIEU OF UT PER CODE CASE
LETDOWN REHEAT HX HEAD TO C1.20 N-435-1.
SHELL WELD
833SB

TBX-7

096600 TCX-2-1140-2 C-A PT 1 - - - - X - - 92 PT IN LIEU OF UT PER CODE CASE
LETDOWN REHEAT HX SHELL TO C1.10 N-435-1.
FLANGE WELD
833SB

TBX-7

COMANCHE PEAK UNIT 2
 INSERVICE INSPECTION PLAN
 CLASS 2 SCHED/COMPL COMPONENTS

SUMMARY EXAMINATION AREA NUMBER IDENTIFICATION	INSPECTION INTERVAL	PLAN STATUS			PRESERVICE YEAR	INSTRUCTIONS
		ASME SEC. XI CATGY NDE ITEM NO METH	FIRST PERIOD	SECOND PERIOD		
			1 2	1 2 3	1 2	**CALIBRATION BLOCK**

CHEMICAL AND VOLUME CONTROL TCX-CSAHRG-01

096700	TCX-2-1150-1 REGENERATIVE HX HEAD TO TEE WELD R155C833RB	C-A C1.20	UT	1 - -	C - - - -	92	**TBX-9**
096800	TCX-2-1150-2 REGENERATIVE HX HEAD TO TEE WELD R155C833RB	C-A C1.20	UT	1 - -	C - - - -	92	**TBX-9**
096900	TCX-2-1150-3 REGENERATIVE HX SHELL TO TEE WELD R155C833RB	C-A C1.10	UT	1 - -	C - - - -	92	**TBX-8**
097000	TCX-2-1150-4 REGENERATIVE HX SHELL TO TEE WELD R155C833RB	C-A C1.10	UT	1 - -	C - - - -	92	**TBX-8**
097100	TCX-2-1150-5 REGENERATIVE HX SHELL TO TUBESHEET WELD R155C833RB	C-A C1.30	UT	1 - -	C - - - -	92	**TBX-8**
097200	TCX-2-1150-6 REGENERATIVE HX SHELL TO TUBESHEET WELD R155C833RB	C-A C1.30	UT	1 - -	C - - - -	92	**TBX-8**

CONTAINMENT SPRAY CP2-CTAHCs-01

097410	TCX-2-1180-1-1 CT HX1 HEAT TO SHELL WELD	C-A C1.20	UT	1 - -	- C - - - -	92	**TBX-31**
--------	---	--------------	----	-------	-------------	----	------------

COMANCHE PEAK UNIT 2
 INSERVICE INSPECTION PLAN
 CLASS 2 SCHED/COMPL COMPONENTS

SUMMARY EXAMINATION AREA NUMBER IDENTIFICATION	INSPECTION INTERVAL	PLAN STATUS			PRESERVICE YEAR	INSTRUCTIONS
		ASME SEC. XI CATGY NDE ITEM NO METH	FIRST PERIOD	SECOND PERIOD		
			O U T A G E			
			1 2	1 2 3	1 2	**CALIBRATION BLOCK**

CONTAINMENT SPRAY CP2-CTAHCs-01

097420 TCX-2-1180-1-2 C-A UT 1 - - - C - - - 92
 CT HX1 SHELL TO FLANGE WELD C1.10

TBX-31

097430 TCX-2-1180-1-3 C-B UT 1 - - - C - - - 92
 CT HX1 INLET NOZZLE TO SHELL WELD C2.21 PT

TBX-15,SSCB-1

097444 TCX-2-1180-1-4 C-B UT 1 - - - C - - - 92
 CT HX1 OUTLET NOZZLE TO SHELL WELD C2.21 PT

TBX-15,SSCB-1

CONTAINMENT SPRAY TCX-CTAHCs-01

097450 TCX-2-1180-1-1WS C-C PT 1 - - - C - - - 92
 CT HX1 WELD SUPPORT C3.10

097460 TCX-2-1180-1-2WS C-C PT 1 - - - C - - - 92
 CT HX1 WELDED SUPPORT C3.10

MAIN STEAM 32-MS-2-001-1303-2

100300 TCX-2-2100-27 C-F-2 UT 1 C - - - - - 92
 VALVE TO MOMENT RESTRAINT C5.51 MT
 R108H877SB

TBX-33

COMANCHE PEAK UNIT 2
 INSERVICE INSPECTION PLAN
 CLASS 2 SCHED/COMPL COMPONENTS

SUMMARY EXAMINATION AREA NUMBER IDENTIFICATION	INSPECTION INTERVAL	PLAN STATUS			PRESERVICE YEAR	INSTRUCTIONS
		ASME SEC. XI CATGY NDE ITEM NO METH	FIRST PERIOD	SECOND PERIOD		
			1 2	1 2 3	1 2	**CALIBRATION BLOCK**

FEEDWATER 16-FW-2-075-1303-2

101700	TCX-2-2101-1 NOZZLE TO REDUCING ELBOW R154I840RB	C-F-2 C5.51	UT MT	1 - -	- - -	- X	92	TDLR VERIFICATION BOUNDARY. **TBX-20**
--------	--	----------------	----------	-------	-------	-----	----	---

FEEDWATER 18-FW-2-019-1303-2

101800	TCX-2-2101-2 REDUCING ELBOW TO PIPE R154I838RB	C-F-2 C5.51	UT MT	1 - -	- - -	- X	92	TDLR VERIFICATION BOUNDARY. **TBX-21**
--------	--	----------------	----------	-------	-------	-----	----	---

102700	TCX-2-2101-11 PIPE TO PIPE (PENETRATION) R154I856RB	C-F-2 C5.51	UT MT	1 C -	- - -	- -	92	TDLR VERIFICATION BOUNDARY. **TBX-21**
--------	---	----------------	----------	-------	-------	-----	----	---

FEEDWATER 6-FW-2-095-1303-2

106100	TCX-2-2102-27 TEE TO PIPE R155L867RB	C-F-2 C5.51	UT MT	1 - -	- - -	- X	92	 **TBX-35**
--------	--	----------------	----------	-------	-------	-----	----	--------------------

107100	TCX-2-2102-37 VALVE TO PIPE R155H861RB	C-F-2 C5.51	UT MT	1 - -	- - -	- X	92	TDLR VERIFICATION BOUNDARY. **TBX-35**
--------	--	----------------	----------	-------	-------	-----	----	---

107400	TCX-2-2102-40 PIPE TO ELBOW R155H872RB	C-F-2 C5.51	UT MT	1 - -	- - -	- X	NA	TDLR VERIFICATION BOUNDARY. **TBX-35**
--------	--	----------------	----------	-------	-------	-----	----	---

COMANCHE PEAK UNIT 2
 INSERVICE INSPECTION PLAN
 CLASS 2 SCHED/COMPL COMPONENTS

SUMMARY EXAMINATION AREA NUMBER IDENTIFICATION	INSPECTION INTERVAL ASME SEC. XI CATGY NDE ITEM NO METH	PLAN STATUS			PRESERVICE YEAR	INSTRUCTIONS
		FIRST PERIOD	SECOND PERIOD	THIRD PERIOD		
		1 2	1 2 3	1 2		**CALIBRATION BLOCK**

FEEDWATER 6-FW-2-095-1303-2

107500 TCX-2-2102-41 C-F-2 UT 1 - - - - X NA TDLR VERIFICATION BOUNDARY.
 ELBOW TO NOZZLE C5.51 MT
 R155H873RB
 TBX-34

109900 TCX-2-2103-24 C-F-2 UT 1 C - - - - 92 TDLR VERIFICATION BOUNDARY.
 PIPE TO VALVE C5.51 MT
 R100B862SB
 TBX-35

FEEDWATER 6-FW-2-091-2003-2

10900 TCX-2-2103-34 C-F-2 UT 1 C - - - - 92
 BRANCH CONNECTION TO PIPE C5.51 MT
 R100B857SB
 TBX-34

MAIN STEAM 32-MS-2-002-1303-2

113500 TCX-2-2200-25 C-F-2 MT 1 - - C - - - 92 TDLR VERIFICATION BOUNDARY.
 SWEEPolet C5.81
 R108C877SB

113900 TCX-2-2200-29 C-F-2 UT 1 - - C - - - 92
 VALVE TO MOMENT RESTRAINT C5.51 MT
 R108G877SB
 TBX-33

MAIN STEAM 8-MS-2-240-1303-2

114300 TCX-2-2200-33 C-F-2 UT 1 - - C - - - 92 TDLR VERIFICATION BOUNDARY.
 PIPE TO ELBOW C5.51 MT
 R109C883SB
 TBX-17

COMANCHE PEAK UNIT 2
 INSERVICE INSPECTION PLAN
 CLASS 2 SCHED/COMPL COMPONENTS

SUMMARY EXAMINATION AREA NUMBER IDENTIFICATION	INSPECTION INTERVAL	PLAN STATUS			PRESERVICE YEAR	INSTRUCTIONS
		ASME SEC. XI CATGY NDE ITEM NO METH	FIRST PERIOD	SECOND PERIOD		
			1 2	1 2 3	1 2	**CALIBRATION BLOCK**

MAIN STEAM 6-2003-2

114600 TCX-2-2200-36 C-F-2 UT 1 - - C - - - - 92 TDLR VERIFICATION BOUNDARY.
 BRANCH CONNECTION TO FLANGE C5.51 MT
 R109C878SB
 TBX-36

FEEDWATER 16-FW-2-074-1303-2

115400 TCX-2-2201-1 C-F-2 UT 1 - - C - - - - NA TDLR VERIFICATION BOUNDARY.
 NOZZLE TO REDUCING ELBOW C5.51 MT
 R155I841RB
 TBX-20

FEEDWATER 18-FW-2-018-1303-2

115500 TCX-2-2201-2 C-F-2 UT 1 - - C - - - - NA TDLR VERIFICATION BOUNDARY.
 REDUCING ELBOW TO PIPE C5.51 MT
 R155I840RB
 TBX-21

FEEDWATER 6-FW-2-096-1303-2

121700 TCX-2-2203-27 C-F-2 UT 1 - - C - - - - 92 TDLR VERIFICATION BOUNDARY.
 PIPE TO ELBOW C5.51 MT
 R154J872RB
 TBX-35

121800 TCX-2-2203-28 C-F-2 UT 1 - - C - - - - 92 TDLR VERIFICATION BOUNDARY.
 ELBOW TO NOZZLE C5.51 MT
 R154J873RB
 TBX-34

FEEDWATER 6-FW-2-092-2003-2

122400 TCX-2-2204-6 C-F-2 UT 1 - C - - - - 92
 ELBOW TO PIPE C5.51 MT
 R100D863SB
 TBX-34

COMANCHE PEAK UNIT 2
 INSERVICE INSPECTION PLAN
 CLASS 2 SCHED/COMPL COMPONENTS

SUMMARY EXAMINATION AREA NUMBER IDENTIFICATION	INSPECTION INTERVAL ASME SEC. XI CATGY NDE ITEM NO METH	PLAN STATUS			PRESERVICE YEAR	INSTRUCTIONS **CALIBRATION BLOCK**
		FIRST PERIOD	SECOND PERIOD	THIRD PERIOD		
		1 2	1 2 3	1 2		

FEEDWATER 6-FW-2-092-2003-2

122800 TCX-2-2204-10 VALVE TO PIPE R100D863SB C-F-2 UT 1 - C - - - - - 92 TDLR VERIFICATION BOUNDARY.
 C5.51 MT
 TBX-34

FEEDWATER 6-FW-2-096-1303-2

123400 TCX-2-2204-16 PIPE TO ELBOW R100D863SB C-F-2 UT 1 - C - - - - - 92 TDLR VERIFICATION BOUNDARY.
 C5.51 MT
 TBX-35

24500 TCX-2-2204-27 PIPE TO PIPE (PENETRATION) R155L864RB C-F-2 UT 1 - C - - - - - 92 TDLR VERIFICATION BOUNDARY.
 C5.51 MT
 TBX-35

124600 TCX-2-2204-28 PIPE TO ELBOW R155L864RB C-F-2 UT 1 - C - - - - - 92 TDLR VERIFICATION BOUNDARY.
 C5.51 MT
 TBX-35

124800 TCX-2-2204-30 PIPE TO ELBOW R155L864RB C-F-2 UT 1 - C - - - - - 92 TDLR VERIFICATION BOUNDARY.
 C5.51 MT
 TBX-35

125300 TCX-2-2204-35 VALVE TO PIPE R155L864RB C-F-2 UT 1 - C - - - - - 92 TDLR VERIFICATION BOUNDARY.
 C5.51 MT
 TBX-35

FEEDWATER 6-FW-2-100-1303-2

.6100 TCX-2-2204-43 PIPE TO ELBOW R155L860RB C-F-2 UT 1 - C - - - - - 92 TDLR VERIFICATION BOUNDARY.
 C5.51 MT
 TBX-35

COMANCHE PEAK UNIT 2
 INSERVICE INSPECTION PLAN
 CLASS 2 SCHED/COMPL COMPONENTS

SUMMARY EXAMINATION AREA NUMBER IDENTIFICATION	INSPECTION INTERVAL	PLAN STATUS			PRESERVICE YEAR	INSTRUCTIONS
		ASME SEC. XI CATGY NDE ITEM NO METH	FIRST PERIOD	SECOND PERIOD		
			O U T A G E			**CALIBRATION BLOCK**
			1 2	1 2 3	1 2	

FEEDWATER 6-FW-2-100-1303-2

126700 TCX-2-2204-49 C-F-2 UT 1 - C - - - - - 92 TDLR VERIFICATION BOUNDARY.
 PIPE TO ELBOW CS.51 MT
 R155L853RB

TBX-35

127000 TCX-2-2204-52 C-F-2 UT 1 - C - - - - - 92 TDLR VERIFICATION BOUNDARY.
 ELBOW TO PIPE CS.51 MT
 R155L863RB

TBX-35

MAIN STEAM 32-MS-2-003-1303-2

30300 TCX-2-2300-24 C-F-2 MT 1 - - - - - X - 92 TDLR VERIFICATION BOUNDARY.
 SWEEPOLET CS.81
 R108A877SB

MAIN STEAM 8-MS-2-223-1303-2

131000 TCX-2-2300-31 C-F-2 UT 1 - - - - - X - 92 TDLR VERIFICATION BOUNDARY.
 BRANCH CONNECTION TO PIPE CS.51 MT
 E109D878SB

TBX-17

MAIN STEAM 6-2003-2

132000 TCX-2-2300-41 C-F-2 UT 1 - - - - - X - 92 TDLR VERIFICATION BOUNDARY.
 BRANCH CONNECTION TO FLANGE CS.51 MT
 R109A878SB

TBX-36

FEEDWATER 16-FW-2-073-1303-2

132200 TCX-2-2301-1 C-F-2 UT 1 C - - - - - NA TDLR VERIFICATION BOUNDARY.
 NOZZLE TO REDUCING ELBOW CS.51 MT
 R154K841RB

TBX-20

COMANCHE PEAK UNIT 2
 INSERVICE INSPECTION PLAN
 CLASS 2 SCHED/COMPL COMPONENTS

SUMMARY EXAMINATION AREA NUMBER IDENTIFICATION	INSPECTION INTERVAL ASME SEC. XI CATGY NDE ITEM NO METH	PLAN STATUS			PRESERVICE YEAR	INSTRUCTIONS **CALIBRATION BLOCK**
		FIRST PERIOD	SECOND PERIOD	THIRD PERIOD		
		1 2	1 2 3	1 2		

FEEDWATER 18-FW-2-017-1303-2

132300	TCX-2-2301-2 REDUCING ELBOW TO PIPE R154K839RB	C-F-2 C5.51	UT MT	1 C -	- - -	- -	NA	TDLR VERIFICATION BOUNDARY. **TBX-21**
--------	--	----------------	----------	-------	-------	-----	----	---

FEEDWATER 6-FW-2-097-1303-2

138400	TCX-2-2302-30 PIPE TO ELBOW R155J872RB	C-F-2 C5.51	UT MT	1 - -	- - -	X -	NA	TDLR VERIFICATION BOUNDARY. **TBX-35**
--------	--	----------------	----------	-------	-------	-----	----	---

38500	TCX-2-2302-31 ELBOW TO NOZZLE R155J873RB	C-F-2 C5.51	UT MT	1 - -	- - -	X -	NA	TDLR VERIFICATION BOUNDARY. **TBX-35**
-------	--	----------------	----------	-------	-------	-----	----	---

FEEDWATER 6-FW-2-093-2003-2

138600	TCX-2-2303-1 SWEEPOLET R100C856SB	C-F-2 C5.81	MT	1 - -	C - -	- -	92	
--------	---	----------------	----	-------	-------	-----	----	--

139100	TCX-2-2303-6 ELBOW TO PIPE R100C863SB	C-F-2 C5.51	UT MT	1 - -	C - -	- -	92	 **TBX-34**
--------	---	----------------	----------	-------	-------	-----	----	--------------------

FEEDWATER 6-FW-2-097-1303-2

139700	TCX-2-2303-12 PIPE TO VALVE R100C863SB	C-F-2 C5.51	UT MT	1 - -	C - -	- -	92	TDLR VERIFICATION BOUNDARY. **TBX-35**
--------	--	----------------	----------	-------	-------	-----	----	---

COMANCHE PEAK UNIT 2
 INSERVICE INSPECTION PLAN
 CLASS 2 SCHED/COMPL COMPONENTS

SUMMARY EXAMINATION AREA NUMBER IDENTIFICATION	INSPECTION INTERVAL ASME SEC. XI CATGY NDE ITEM NO METH	PLAN STATUS			PRESERVICE YEAR	INSTRUCTIONS **CALIBRATION BLOCK**
		FIRST PERIOD	SECOND PERIOD	THIRD PERIOD		
		1 2	1 2 3	1 2		

FEEDWATER 6-FW-2-097-1303-2

141000 TCX-2-2303-25 C-F-2 UT 1 - - C - - - 92 TDLR VERIFICATION BOUNDARY.
 PIPE TO ELOW CS.51 MT
 R100C864SB
 TBX-35

MAIN STEAM 32-MS-2-004-1303-2

145000 TCX-2-2400-1 C-F-2 UT 1 - - - - - X 92 TDLR VERIFICATION BOUNDARY.
 NOZZLE TO ELBOW CS.51 MT
 R155K897RB
 TBX-33

46200 TCX-2-2400-13 C-F-2 UT 1 - - - - - X 92 TDLR VERIFICATION BOUNDARY.
 ELBOW TO PIPE CS.51 MT
 R155O877RB
 TBX-33

146500 TCX-2-2400-16 C-F-2 UT 1 - - - - - X 92 TDLR VERIFICATION BOUNDARY.
 PIPE TO PIPE (PENETRATION) CS.51 MT
 R155O877RB
 TBX-33

147500 TCX-2-2400-26 C-F-2 UT 1 - - - - - X 92 TDLR VERIFICATION BOUNDARY.
 PIPE TO VALVE CS.51 MT
 R108F877SB
 TBX-33

MAIN STEAM MS-26 (DRIP POT)

147700 TCX-2-2400-28 C-F-2 MT 1 - - - - - X 92 TDLR VERIFICATION BOUNDARY.
 BRANCH CONNECTION TO PIPE CS.81
 R108F876SB

COMANCHE PEAK UNIT 2
 INSERVICE INSPECTION PLAN
 CLASS 2 SCHED/COMPL COMPONENTS

SUMMARY EXAMINATION AREA NUMBER IDENTIFICATION	INSPECTION INTERVAL	PLAN STATUS			PRESERVICE YEAR	INSTRUCTIONS
		FIRST PERIOD	SECOND PERIOD	THIRD PERIOD		
	ASME SEC. XI CATGY NDE ITEM NO METH	1 2	1 2 3	1 2		**CALIBRATION BLOCK**

MAIN STEAM MS-26 (DRIP POT)

149000 TCX-2-2400-60 C-F-2 UT 1 - - - - X 92 TDLR VERIFICATION BOUNDARY.
 PIPE TO PIPE C5.51 MT
 R108F876SB
 TBX-22

FEEDWATER 16-FW-2-076-1303-2

149100 TCX-2-2401-1 C-F-2 UT 1 - - - X - 92 TDLR VERIFICATION BOUNDARY.
 NOZZLE TO ELBOW C5.51 MT
 R154L841RB
 TBX-20

FEEDWATER 18-FW-2-020-1303-2

149200 TCX-2-2401-2 C-F-2 UT 1 - - - X - NA TDLR VERIFICATION BOUNDARY.
 ELBOW TO PIPE C5.51 MT
 R154L840RB
 TBX-21

FEEDWATER 6-FW-2-098-1303-2

154400 TCX-2-2402-37 C-F-2 UT 1 - - - X - NA TDLR VERIFICATION BOUNDARY.
 PIPE TO ELBOW C5.51 MT
 R155K873RB
 TBX-35

154500 TCX-2-2402-38 C-F-2 UT 1 - - - X - NA TDLR VERIFICATION BOUNDARY.
 ELBOW TO NOZZLE C5.51 MT
 R155K873RB
 TBX-34

FEEDWATER 6-FW-2-094-2003-2

154800 TCX-2-2403-3 C-F-2 UT 1 - - - X - 92
 PIPE TO VALVE C5.51 MT
 R100A859SB
 TBX-34

COMANCHE PEAK UNIT 2
 INSERVICE INSPECTION PLAN
 CLASS 2 SCHED/COMPL COMPONENTS

SUMMARY EXAMINATION AREA NUMBER IDENTIFICATION	INSPECTION INTERVAL	PLAN STATUS			PRESERVICE YEAR	INSTRUCTIONS
		ASME SEC. XI CATGY RDE ITEM NO METH	FIRST PERIOD	SECOND PERIOD		
			1 2	1 2 3	1 2	**CALIBRATION BLOCK**

FEEDWATER 6-FW-2-094-2003-2

155200 TCX-2-2403-7 C-F-2 UT 1 - - - - - X - 92
 PIPE TO ELBOW C5.51 MT
 R100A863SB

TBX-34

FEEDWATER 6-FW-2-098-1303-2

156900 TCX-2-2403-24 C-F-2 UT 1 - - - - - X - 92
 PIPE TO ELBOW C5.51 MT
 R100A864SB

TDLR VERIFICATION BOUNDARY.

TBX-35

RESIDUAL HEAT REMOVAL 12-RH-2-003-601R-2

158900 TCX-2-2500-10 C-F-1 UT 1 - - - - - X
 PIPE TO ELBOW C5.11 PT
 R65 807SB

TBX-11

159000 TCX-2-2500-11 C-F-1 UT 1 - - - - - X
 ELBOW TO PIPE C5.11 PT
 R65 806SB

TBX-11

159100 TCX-2-2500-12 C-F-1 UT 1 - - - - - X
 PIPE TO ELBOW C5.11 PT
 R65 804SB

TBX-11

159200 TCX-2-2500-13 C-F-1 UT 1 - - - - - X
 ELBOW TO PIPE C5.11 PT
 R65 803SB

TBX-11

COMANCHE PEAK UNIT 2
 INSERVICE INSPECTION PLAN
 CLASS 2 SCHED/COMPL COMPONENTS

SUMMARY EXAMINATION AREA		INSPECTION INTERVAL		PLAN STATUS			PRESERVICE YEAR	INSTRUCTIONS
				FIRST PERIOD	SECOND PERIOD	THIRD PERIOD		
NUMBER	IDENTIFICATION	CATGY	NDE	O U T A G E				
		ITEM NO	METH	1	2	3	1	2

RESIDUAL HEAT REMOVAL 12-RH-2-003-601R-2

159300 TCX-2-2500-14 C-F-1 UT 1 - - - - - X 92
 PIPE TO ELBOW CS.11 PT
 R67 803SB

TBX-11

159400 TCX-2-2500-15 C-F-1 UT 1 - - - - - X 92
 ELBOW TO PIPE CS.11 PT
 R67 802SB

TBX-11

RESIDUAL HEAT REMOVAL 16-RH-2-007-601R-2

59700 TCX-2-2500-18 C-F-1 UT 1 - - - - - X 92
 REDUCER TO PIPE CS.11 PT
 R67 796SB

TBX-15

159800 TCX-2-2500-19 C-F-1 UT 1 - - - - - X 92
 PIPE TO TEE CS.11 PT
 R62F 789SB

TBX-15

RESIDUAL HEAT REMOVAL 12-RH-2-004-601R-2

164100 TCX-2-2501-19 C-F-1 UT 1 - - - - - X 92
 PIPE TO ELBOW CS.11 PT
 R66 803SB

TBX-11

164200 TCX-2-2501-20 C-F-1 UT 1 - - - - - X 92
 ELBOW TO PIPE CS.11 PT
 R66 803SB

TBX-11

COMANCHE PEAK UNIT 2
 INSERVICE INSPECTION PLAN
 CLASS 2 SCHED/COMPL COMPONENTS

SUMMARY EXAMINATION AREA NUMBER IDENTIFICATION	INSPECTION INTERVAL	PLAN STATUS			PRESERVICE YEAR	INSTRUCTIONS
		ASME SEC. XI CATGY NDE ITEM NO METH	FIRST PERIOD	SECOND PERIOD		
			1 2	1 2 3	1 2	**CALIBRATION BLOCK**

RESIDUAL HEAT REMOVAL 12-RH-2-004-601R-2

164300	TCX-2-2501-21 PIPE TO REDUCER R66 796SB	C-F-1 UT C5.11 PT	1 - -	- - -	- X	92	**TBX-11**
--------	---	----------------------	-------	-------	-----	----	------------

RESIDUAL HEAT REMOVAL 16-RH-2-008-601R-2

164400	TCX-2-2501-22 REDUCER TO PIPE R66 795SB	C-F-1 UT C5.11 PT	1 - -	- - -	- X	92	**TBX-15**
--------	---	----------------------	-------	-------	-----	----	------------

64500	TCX-2-2501-23 PIPE TO TEE R62E 789SB	C-F-1 UT C5.11 PT	1 - -	- - -	- X	92	**TBX-15**
-------	--	----------------------	-------	-------	-----	----	------------

165800	TCX-2-2501-36 REDUCING ELBOW TO NOZZLE R52 775SB	C-F-1 UT C5.11 PT	1 - -	- - -	- X	NA	**TBX-47**
--------	--	----------------------	-------	-------	-----	----	------------

RESIDUAL HEAT REMOVAL 16-SI-2-075-601R-2

166000	TCX-2-2501-38 PIPE TO ELBOW R51 782SB	C-F-1 UT C5.11 PT	1 - -	- - -	- X	92	**TBX-15**
--------	---	----------------------	-------	-------	-----	----	------------

SAFETY INJECTION 16-SI-2-075-601R-2

166500	TCX-2-2501-43 ELBOW TO PIPE R62C 788SB	C-F-1 UT C5.11 PT	1 C -	- - -	- -	92	**TBX-15**
--------	--	----------------------	-------	-------	-----	----	------------

COMANCHE PEAK UNIT 2
 INSERVICE INSPECTION PLAN
 CLASS 2 SCHED/COMPL COMPONENTS

SUMMARY EXAMINATION AREA NUMBER IDENTIFICATION	INSPECTION INTERVAL ASME SEC. XI CATGY NDE ITEM NO METH	PLAN STATUS			PRESERVICE YEAR	INSTRUCTIONS **CALIBRATION BLOCK**
		FIRST PERIOD	SECOND PERIOD	THIRD PERIOD		
		1 2	1 2 3	1 2		

SAFETY INJECTION 16-SI-2-075-601R-2

166600 TCX-2-2501-44 C-F-1 UT 1 C - - - - 92
 PIPE TO ELBOW CS.11 PT
 R62C 788SB
 TBX-15

166700 TCX-2-2501-45 C-F-1 UT 1 C - - - - 92
 ELBOW TO PIPE CS.11 PT
 R62C 788SB
 TBX-15

RESIDUAL HEAT REMOVAL 12-RH-2-034-601R-2

175000 TCX-2-2521-18 C-F-1 UT 1 - - - - X NA
 NOZZLE TO PIPE CS.11 PT
 R68 797SB
 TBX-11

SAFETY INJECTION 10-SI-2-095-2501R-2

183800 TCX-2-2530-32 C-F-1 UT 1 C - - - - 92
 VALVE TO PIPE CS.11 PT
 R77B 812SB
 TBX-9

184000 TCX-2-2530-34 C-F-1 UT 1 C - - - - 92
 ELBOW TO PIPE CS.11 PT
 R77B 813SB
 TBX-9

184500 TCX-2-2530-39 C-F-1 UT 1 C - - - - 92
 PIPE TO ELBOW CS.11 PT
 R77B 823SB
 TBX-9

COMANCHE PEAK UNIT 2
 INSERVICE INSPECTION PLAN
 CLASS 2 SCHED/COMPL COMPONENTS

SUMMARY EXAMINATION AREA NUMBER IDENTIFICATION	INSPECTION INTERVAL ASME SEC. XI CATGY NDE ITEM NO METH	PLAN STATUS			PRESERVICE YEAR	INSTRUCTIONS **CALIBRATION BLOCK**
		FIRST PERIOD	SECOND PERIOD	THIRD PERIOD		
		1 2	1 2 3	1 2		

SAFETY INJECTION 10-SI-2-083-2501R-2

186400 TCX-2-2531-17 C-F-1 UT 1 C - - - - - 92
 VALVE TO PIPE C5.11 PT
 R77A 820SB

TBX-9

186500 TCX-2-2531-18 C-F-1 UT 1 C - - - - - 92
 PIPE TO PIPE C5.11 PT
 R77A 820SB

TBX-9

SAFETY INJECTION 10-SI-2-082-2501R-2

90800 TCX-2-2533-3 C-F-1 UT 1 C - - - - - 92
 PIPE TO TEE C5.11 PT
 R154A820RB

TBX-9

191000 TCX-2-2533-5 C-F-1 UT 1 C - - - - - 92
 PIPE TO REDUCER C5.11 PT
 R154A820RB

TBX-9

SAFETY INJECTION 8-SI-2-087-2501R-2

191300 TCX-2-2533-8 C-F-1 UT 1 C - - - - - 92
 REDUCING TEE TO PIPE C5.11 PT
 R154A820RB

TBX-18

SAFETY INJECTION 10-SI-2-083-2501R-2

192200 TCX-2-2534-1 C-F-1 UT 1 - C - - - - - 92
 PIPE TO PIPE (PENETRATION) C5.11 PT
 R154D821RB

TBX-9

COMANCHE PEAK UNIT 2
 INSERVICE INSPECTION PLAN
 CLASS 2 SCHED/COMPL COMPONENTS

SUMMARY EXAMINATION AREA NUMBER IDENTIFICATION	INSPECTION INTERVAL ASME SEC. XI CATGY NDE ITEM NO METH	PLAN STATUS			PRESERVICE YEAR	INSTRUCTIONS **CALIBRATION BLOCK**
		FIRST PERIOD	SECOND PERIOD	THIRD PERIOD		
		1 2	1 2 3	1 2		

SAFETY INJECTION 10-SI-2-083-2501R-2

192300 TCX-2-2534-2 C-F-1 UT 1 - C - - - - - 92
 PIPE TO TEE C5.11 PT
 R154D821RB

TBX-9

SAFETY INJECTION 8-SI-2-088-2501R-2

192700 TCX-2-2534-6 C-F-1 UT 1 - C - - - - - 92
 PIPE TO ELBOW C5.11 PT
 R154D820RB

TBX-18

92800 TCX-2-2534-7 C-F-1 UT 1 - C - - - - - 92
 ELBOW TO PIPE C5.11 PT
 R154D820RB

TBX-18

192900 TCX-2-2534-8 C-F-1 UT 1 - C - - - - - 92
 PIPE TO ELBOW C5.11 PT
 R154D817RB

TBX-18

193000 TCX-2-2534-9 C-F-1 UT 1 - C - - - - - 92
 ELBOW TO PIPE C5.11 PT
 R154D817RB

TBX-18

SAFETY INJECTION 6-SI-2-329-2501R-2

194100 TCX-2-2534-20 C-F-1 UT 1 - C - - - - - 92
 REDUCER TO PIPE C5.11 PT
 R154C817RB

TBX-5

COMANCHE PEAK UNIT 2
 INSERVICE INSPECTION PLAN
 CLASS 2 SCHED/COMPL COMPONENTS

		INSPECTION INTERVAL		PLAN STATUS			PRESERVICE YEAR	
				FIRST PERIOD	SECOND PERIOD	THIRD PERIOD		
SUMMARY EXAMINATION AREA		ASME						
NUMBER IDENTIFICATION		SEC. XI						INSTRUCTIONS
		CATGY NDE			O U T A G E			**CALIBRATION BLOCK**
		ITEM NO METH	1 2	1 2 3	1 2			

SAFETY INJECTION 6-SI-2-329-2501R-2

194200 TCX-2-2534-21 C-F-1 UT 1 - C - - - - - 92
 PIPE TO VALVE C5.11 PT
 R154C816RB

TBX-5

SAFETY INJECTION 6-SI-2-305-2501R-2

194500 TCX-2-2534-24 C-F-1 UT 1 - C - - - - - 92
 REDUCER TO PIPE C5.11 PT
 R154D821RB

TBX-5

94600 TCX-2-2534-25 C-F-1 UT 1 - C - - - - - 92
 PIPE TO VALVE C5.11 PT
 R154D821RB

TBX-5

SAFETY INJECTION 6-SI-2-170-2501R-2

195900 TCX-2-2535-12 C-F-1 UT 1 - C - - - - - 92
 PIPE TO VALVE C5.11 PT
 R154B823RB

TBX-5

SAFETY INJECTION 6-SI-2-171-2501R-2

196300 TCX-2-2535-16 C-F-1 UT 1 - C - - - - - 92
 REDUCER TO PIPE C5.11 PT
 R154B823RB

TBX-5

196400 TCX-2-2535-17 C-F-1 UT 1 - C - - - - - 92
 PIPE TO ELBOW C5.11 PT
 R154B823RB

TBX-5

COMANCHE PEAK UNIT 2
 INSERVICE INSPECTION PLAN
 CLASS 2 SCHED/COMPL COMPONENTS

SUMMARY EXAMINATION AREA NUMBER IDENTIFICATION	INSPECTION INTERVAL		PLAN STATUS			PRESERVICE YEAR	INSTRUCTIONS
	ASME SEC. XI CATGY NDE ITEM NO METH		FIRST PERIOD	SECOND PERIOD	THIRD PERIOD		
			1 2	1 2 3	1 2		**CALIBRATION BLOCK**

SAFETY INJECTION 6-SI-2-171-2501R-2

196500	TCX-2-2535-18 ELBOW TO PIPE R154B823RB	C-F-1 C5.11	UT PT	1 - C	- - -	- -	92	**TBX-5**
196600	TCX-2-2535-19 PIPE TO VALVE R154B823RB	C-F-1 C5.11	UT PT	1 - C	- - -	- -	92	**TBX-5**

CONTAINMENT SPRAY 16-CT-2-025-301R-2

05700	TCX-2-2539-22 PIPE TO ELBOW R62G 787SB	C-F-1 C5.11	UT PT	1 - -	- - -	- X	92	**TBX-48**
205800	TCX-2-2539-23 ELBOW TO PIPE R62G 787SB	C-F-1 C5.11	UT PT	1 - -	- - -	- X	92	**TBX-48**
205900	TCX-2-2539-24 PIPE TO ELBOW R62G 787SB	C-F-1 C5.11	UT PT	1 - -	- - -	- X	92	**TBX-48**
206000	TCX-2-2539-25 ELBOW TO PIPE R62G 787SB	C-F-1 C5.11	UT PT	1 - -	- - -	- X	92	**TBX-48**
206100	TCX-2-2539-26 PIPE TO ELBOW R62G 787SB	C-F-1 C5.11	UT PT	1 - -	- - -	- X	92	**TBX-48**

INSERVICE INSPECTION PLAN
CLASS 2 SCHED/COMPL COMPONENTS

SUMMARY EXAMINATION AREA NUMBER IDENTIFICATION	INSPECTION INTERVAL ASME SEC. XI CATGY NDE ITEM NO METH	PLAN STATUS			PRESERVICE YEAR	INSTRUCTIONS **CALIBRATION BLOCK**
		FIRST PERIOD	SECOND PERIOD	THIRD PERIOD		
		1 2	1 2 3	1 2		

SAFETY INJECTION 4-SI-2-044-1501R-2

233400 TCX-2-2561-4 C-F-1 UT 1 - - C - - - - 92
 PIPE TO ELBOW C5.21 PT
 R67 797SB

TBX-45

233500 TCX-2-2561-5 C-F-1 UT 1 - - C - - - - 92
 ELBOW TO PIPE C5.21 PT
 R67 797SB

TBX-45

233800 TCX-2-2561-8 C-F-1 UT 1 - - C - - - - 92
 PIPE TO TEE C5.21 PT
 R67 797SB

TBX-45

SAFETY INJECTION 4-SI-2-300-1501R-2

234200 TCX-2-2561-12 C-F-1 UT 1 - - C - - - - 92
 PIPE TO ELBOW C5.21 PT
 R67 792SB

TBX-45

234400 TCX-2-2561-14 C-F-1 UT 1 - - C - - - - 92
 PIPE TO ELBOW C5.21 PT
 R67 792SB

TBX-45

234600 TCX-2-2561-16 C-F-1 UT 1 - - C - - - - 92
 PIPE TO TEE C5.21 PT
 R67 796SB

TBX-45

SAFETY INJECTION 4-SI-2-044-1501R-2

14700 TCX-2-2561-17 C-F-1 UT 1 - - C - - - - 92
 TEE TO PIPE C5.21 PT
 R67 798SB

TBX-45

COMANCHE PEAK UNIT 2
 INSERVICE INSPECTION PLAN
 CLASS 2 SCHED/COMPL COMPONENTS

SUMMARY EXAMINATION AREA NUMBER IDENTIFICATION	INSPECTION INTERVAL ASME SEC. XI CATGY NDE ITEM NO METH	PLAN STATUS			PRESERVICE YEAR	INSTRUCTIONS **CALIBRATION BLOCK**
		FIRST PERIOD	SECOND PERIOD	THIRD PERIOD		
		1 2	1 2 3	1 2		

SAFETY INJECTION 4-SI-2-044-1501R-2

234800 TCX-2-2561-18 C-F-1 UT 1 - - C - - - - 92
 PIPE TO ELBOW C5.21 PT
 R67 804SB

TBX-45

SAFETY INJECTION 3-SI-2-296-1501R-2

237400 TCX-2-2562-1 C-F-1 UT 1 - - C - - - - 92
 FLANGE TO PIPE C5.21 PT
 R62 775SB

TBX-44

237500 TCX-2-2562-2 C-F-1 UT 1 - - C - - - - 92
 PIPE TO REDUCING ELBOW C5.21 PT
 R62 775SB

TBX-44

SAFETY INJECTION 4-SI-2-044-1501R-2

237600 TCX-2-2562-3 C-F-1 UT 1 - - C - - - - 92
 REDUCING ELBOW TO PIPE C5.21 PT
 R62 775SB

TBX-45

237700 TCX-2-2562-4 C-F-1 UT 1 - - C - - - - 92
 PIPE TO ELBOW C5.21 PT
 R62 788SB

TBX-45

238000 TCX-2-2562-7 C-F-1 UT 1 - - C - - - - 92
 ELBOW TO PIPE C5.21 PT
 R62 788SB

TBX-45

COMANCHE PEAK UNIT 2
 INSERVICE INSPECTION PLAN
 CLASS 2 SCHED/COMPL COMPONENTS

SUMMARY EXAMINATION AREA NUMBER IDENTIFICATION	INSPECTION INTERVAL ASME SEC. XI CATGY NDE ITEM NO METH	PLAN STATUS			PRESERVICE YEAR	INSTRUCTIONS **CALIBRATION BLOCK**
		FIRST PERIOD	SECOND PERIOD	THIRD PERIOD		
		1 2	1 2 3	1 2		

SAFETY INJECTION 3-SI-2-335-1501R-2

239100 TCX-2-2562-18 C-F-1 UT 1 - - C - - - - 92
 PIPE TO ELBOW C5.21 PT
 R62F 789SB

TBX-44

239200 TCX-2-2562-19 C-F-1 UT 1 - - C - - - - 92
 ELBOW TO PIPE C5.21 PT
 R62F 789SB

TBX-44

SAFETY INJECTION 4-SI-2-008-2501R-2

45500 TCX-2-2564-29 C-F-1 UT 1 C - - - - - 92
 TEE TO PIPE C5.21 PT
 R77B 812SB

TBX-4

245600 TCX-2-2564-30 C-F-1 UT 1 C - - - - - 92
 PIPE TO ELBOW C5.21 PT
 R77B 812SB

TBX-4

245800 TCX-2-2564-32 C-F-1 UT 1 C - - - - - 92
 PIPE TO VALVE C5.21 PT
 R77B 812SB

TBX-4

246300 TCX-2-2564-37 C-F-1 UT 1 C - - - - - 92
 TEE TO PIPE C5.21 PT
 R77B 812SB

TBX-4

SAFETY INJECTION 2-SI-2-064-2501R-2

0900 TCX-2-2566-19 C-F-1 PT 1 C - - - - - 92
 PIPE TO FLANGE C5.30
 R154B813RB

INSERVICE INSPECTION PLAN
CLASS 2 SCHED/COMPL COMPONENTS

SUMMARY EXAMINATION AREA NUMBER IDENTIFICATION	INSPECTION INTERVAL ASME SEC. XI CATGY NDE ITEM NO METH	PLAN STATUS			PRESERVICE YEAR	INSTRUCTIONS **CALIBRATION BLOCK**
		FIRST PERIOD	SECOND PERIOD	THIRD PERIOD		
		1 2	1 2 3	1 2		

SAFETY INJECTION 2-SI-2-064-2501R-2

251000 TCX-2-2566-20 C-F-1 PT 1 C - - - - - 92
FLANGE TO PIPE CS.30
R154B813RB

251100 TCX-2-2566-21 C-F-1 PT 1 C - - - - - 92
PIPE TO VALVE CS.30
R154B813RB

251400 TCX-2-2566-24 C-F-1 PT 1 C - - - - - 92
ELBOW TO PIPE CS.30
R154B813RB

251500 TCX-2-2566-25 C-F-1 PT 1 C - - - - - 92
PIPE TO VALVE CS.30
R154B815RB

SAFETY INJECTION 2-SI-2-068-2501R-2

255600 TCX-2-2566A-25 C-F-1 UT 1 C - - - - - 92
REDUCER TO PIPE CS.21 PT
R154D823RB

TBX-24

SAFETY INJECTION 4-SI-2-045-1501R-2

261400 TCX-2-2567-49 C-F-1 UT 1 - - - - X - 92
PIPE TO ELBOW CS.21 PT
R77B 817SB

TBX-45

COMANCHE PEAK UNIT 2
 INSERVICE INSPECTION PLAN
 CLASS 2 SCHED/COMPL COMPONENTS

SUMMARY EXAMINATION AREA NUMBER IDENTIFICATION	INSPECTION INTERVAL	PLAN STATUS			PRESERVICE YEAR	INSTRUCTIONS
		FIRST PERIOD	SECOND PERIOD	THIRD PERIOD		
	ASME SEC. XI	-----				
	CATGY NDE	O U T A G E				
	ITEM NO METH	1 2	1 2 3	1 2		**CALIBRATION BLOCK**

SAFETY INJECTION 4-SI-2-045-1501R-2

261500	TCX-2-2567-50 ELBOW TO PIPE R77B 817SB	C-F-1 C5.21	UT PT	1 - -	- - -	X -	92	**TBX-45**
261800	TCX-2-2567-53 PIPE TO ELBOW R77B 817SB	C-F-1 C5.21	UT PT	1 - -	- - -	X -	92	**TBX-45**
261900	TCX-2-2567-54 ELBOW TO PIPE R77B 817SB	C-F-1 C5.21	UT PT	1 - -	- - -	X -	92	**TBX-45**
262000	TCX-2-2567-55 PIPE TO ELBOW R77B 812SB	C-F-1 C5.21	UT PT	1 - -	- - -	X -	92	**TBX-45**
262100	TCX-2-2567-56 ELBOW TO PIPE R77B 812SB	C-F-1 C5.21	UT PT	1 - -	- - -	X -	92	**TBX-45**

CHEMICAL AND VOLUME CONTROL 4-CS-2-344-2501R-2

269600	TCX-2-2569-24 ELBOW TO PIPE R202 816AB	C-F-1 C5.21	UT PT	1 - -	- - -	X -	92	**TBX-4**
269700	TCX-2-2569-25 PIPE TO VALVE R202 816AB	C-F-1 C5.21	UT PT	1 - -	- - -	X -	92	**TBX-4**

INSERVICE INSPECTION PLAN
CLASS 2 SCHED/COMPL COMPONENTS

SUMMARY EXAMINATION AREA NUMBER IDENTIFICATION	INSPECTION INTERVAL ASME SEC. XI CATGY NDE ITEM NO METH	PLAN STATUS			PRESERVICE YEAR	INSTRUCTIONS **CALIBRATION BLOCK**
		FIRST PERIOD	SECOND PERIOD	THIRD PERIOD		
		1 2	1 2 3	1 2		

CHEMICAL AND VOLUME CONTROL 4-CS-2-344-2501R-2

269900 TCX-2-2569-27 C-F-1 UT 1 - - - - - X - 92
 PIPE TO ELBOW CS.21 PT
 R202 816AB
 TBX-4

270000 TCX-2-2569-28 C-F-1 UT 1 - - - - - X - 92
 ELBOW TO PIPE CS.21 PT
 R202 816AB
 TBX-4

270200 TCX-2-2569-30 C-F-1 UT 1 - - - - - X - 92
 PIPE TO TEE CS.21 PT
 R202 814AB
 TBX-4

CHEMICAL AND VOLUME CONTROL 2-CS-2-343-2501R-2

270800 TCX-2-2569-36 C-F-1 PT 1 - - - - - X - 92
 PIPE TO ELBOW CS.30
 R202 818AB

270900 TCX-2-2569-37 C-F-1 PT 1 - - - - - X - 92
 ELBOW TO PIPE CS.30
 R202 818AB

CHEMICAL AND VOLUME CONTROL 3-CS-2-628-2501R-2

271800 TCX-2-2569-46 C-F-1 UT 1 - - - - - X - 92
 PIPE TO REDUCER CS.21 PT
 R202 818AB
 TBX-3

COMANCHE PEAK UNIT 2
 INSERVICE INSPECTION PLAN
 CLASS 2 SCHED/COMPL COMPONENTS

SUMMARY EXAMINATION AREA NUMBER IDENTIFICATION	INSPECTION INTERVAL	PLAN STATUS			PRESERVICE YEAR	INSTRUCTIONS
		FIRST PERIOD	SECOND PERIOD	THIRD PERIOD		
	ASME SEC. XI	-----				
	CATGY NDE	O U T A G E				
	ITEM NO METH	1 2	1 2 3	1 2		**CALIBRATION BLOCK**

CHEMICAL AND VOLUME CONTROL 2-CS-2-630-2501R-2

271900 TCX-2-2569-47 C-F-1 UT 1 - - - - - X - 92
 REDUCER TO PIPE C5.21 PT
 R202 818AB

TBX-24

272100 TCX-2-2569-49 C-F-1 PT 1 - - - - - X - 92
 ELBOW TO PIPE C5.30
 R202 818AB

CONTAINMENT SPRAY 16-CT-2-013-301R-2

78000 TCX-2-2571-1 C-F-1 UT 1 - - - - - X NA
 NOZZLE TO PIPE C5.11 PT
 R69 797SB

TBX-48

279700 TCX-2-2571-18 C-F-1 UT 1 - - - - - X 92
 ELBOW TO PIPE C5.11 PT
 R77B 818SB

TBX-48

279800 TCX-2-2571-19 C-F-1 UT 1 - - - - - X 92
 PIPE TO ELBOW C5.11 PT
 R77B 818SB

TBX-48

279900 TCX-2-2571-20 C-F-1 UT 1 - - - - - X 92
 ELBOW TO PIPE C5.11 PT
 R77B 818SB

TBX-48

CONTAINMENT SPRAY 12-CT-2-005-151R-2

19300 TCX-2-2576-16 C-F-1 UT 1 - - - - - X 92
 PIPE TO ELBOW C5.11 PT
 R54 777SB

TBX-11

INSERVICE INSPECTION PLAN

CLASS 2 SCHED/COMPL COMPONENTS

INSPECTION INTERVAL		PLAN STATUS			PRESERVICE YEAR	
		FIRST PERIOD	SECOND PERIOD	THIRD PERIOD		
ASME						
SEC. XI		-----				
SUMMARY EXAMINATION AREA		CATGY	NDE	O U T A G E		INSTRUCTIONS
NUMBER	IDENTIFICATION	ITEM NO	METH	1 2	1 2 3 1 2	**CALIBRATION BLOCK**

CONTAINMENT SPRAY 12-CT-2-005-151R-2

289400 TCX-2-2576-17 C-F-1 UT 1 - - - - X - - 92
 ELBOW TO PIPE C5.11 PT
 R54 776SB
 TBX-11

CONTAINMENT SPRAY 16-CT-2-121-151R-2

292100 TCX-2-2577-11 C-F-1 UT 1 - - - - X - - 92
 ELBOW TO PIPE C5.11 PT
 R66 793SB
 TBX-48

92200 TCX-2-2577-12 C-F-1 UT 1 - - - - X - - 92
 PIPE TO VALVE C5.11 PT
 R66 793SB
 TBX-48

CONTAINMENT SPRAY 16-CT-2-004-151R-2

292300 TCX-2-2577-13 C-F-1 UT 1 - - - - - X 92
 VALVE TO PIPE C5.11 PT
 R66 793SB
 TBX-48

292400 TCX-2-2577-14 C-F-1 UT 1 - - - - - X 92
 PIPE TO ELBOW C5.11 PT
 R66 793SB
 TBX-48

292500 TCX-2-2577-15 C-F-1 UT 1 - - - - - X 92
 ELBOW TO PIPE C5.11 PT
 R66 794SB
 TBX-48

COMANCHE PEAK UNIT 2
 INSERVICE INSPECTION PLAN
 CLASS 2 SCHED/COMPL COMPONENTS

SUMMARY EXAMINATION AREA NUMBER IDENTIFICATION	INSPECTION INTERVAL ASME SEC. XI CATGY NDE ITEM NO METH	PLAN STATUS			PRESERVICE YEAR	INSTRUCTIONS **CALIBRATION BLOCK**
		FIRST PERIOD	SECOND PERIOD	THIRD PERIOD		
		1 2	1 2 3	1 2		

CONTAINMENT SPRAY 16-CT-2-004-151R-2

292600 TCX-2-2577-16 C-F-1 UT 1 - - - - - X 92
 PIPE TO ELBOW C5.11 PT
 R66 801SB
 TBX-48

292800 TCX-2-2577-18 C-F-1 UT 1 - - - - - X 92
 PIPE TO ELBOW C5.11 PT
 R75 802SB
 TBX-48

293000 TCX-2-2577-20 C-F-1 UT 1 - - - - - X 92
 PIPE TO VALVE C5.11 PT
 R75 802SB
 TBX-48

CONTAINMENT SPRAY 12-CT-2-007-151R-2

295400 TCX-2-2578-24 C-F-1 UT 1 - - - - - X 92
 PIPE TO ELBOW C5.11 PT
 R51 782SB
 TBX-11

295500 TCX-2-2578-25 C-F-1 UT 1 - - - - - X 92
 ELBOW TO PIPE C5.11 PT
 R51 781SB
 TBX-11

295600 TCX-2-2578-26 C-F-1 UT 1 - - - - - X 92
 PIPE TO ELBOW C5.11 PT
 R51 781SB
 TBX-11

296300 TCX-2-2578-33 C-F-1 UT 1 - - - - - X 92
 PIPE TO ELBOW C5.11 PT
 R51 777SB
 TBX-11

INSERVICE INSPECTION PLAN
CLASS 2 SCHED/COMPL COMPONENTS

SUMMARY EXAMINATION AREA NUMBER IDENTIFICATION	INSPECTION INTERVAL		PLAN STATUS			PRESERVICE YEAR	INSTRUCTIONS **CALIBRATION BLOCK**
	ASME SEC. XI CATGY NDE ITEM NO METH		FIRST PERIOD	SECOND PERIOD	THIRD PERIOD		
			1 2	1 2 3	1 2		

CONTAINMENT SPRAY 12-CT-2-007-151R-2

296400	TCX-2-2578-34	C-F-1	UT	1 - -	- - X	- -	92	
	ELBOW TO PIPE	C5.11	PT					
	R51 776SB							**TBX-11**

296500	TCX-2-2578-35	C-F-1	UT	1 - -	- - X	- -	92	
	PIPE TO NOZZLE	C5.11	PT					
	R51 776SB							**TBX-11**

SAFETY INJECTION 24-SI-2-029-151R-2

00700	TCX-2-2580-6	C-F-1	UT	1 - C	- - -	- -	92	
	PIPE TO ELBOW	C5.11	PT					
	R85D 805YD							**TBX-50**

300800	TCX-2-2580-7	C-F-1	UT	1 - C	- - -	- -	92	
	ELBOW TO PIPE	C5.11	PT					
	R85D 803YD							**TBX-50**

300900	TCX-2-2580-8	C-F-1	UT	1 - C	- - -	- -	92	
	PIPE TO ELBOW	C5.11	PT					
	R85D 803YD							**TBX-50**

301600	TCX-2-2580-15	C-F-1	UT	1 - C	- - -	- -	92	
	PIPE TO ELBOW	C5.11	PT					
	R85D 803YD							**TBX-50**

301700	TCX-2-2580-16	C-F-1	UT	1 - C	- - -	- -	92	
	ELBOW TO PIPE	C5.11	PT					
	R85D 803YD							**TBX-50**

INSERVICE INSPECTION PLAN
CLASS 2 SCHED/COMPL COMPONENTS

SUMMARY EXAMINATION AREA NUMBER IDENTIFICATION	INSPECTION INTERVAL ASME SEC. XI CATGY NDE ITEM NO METH	PLAN STATUS			PRESERVICE YEAR	INSTRUCTIONS **CALIBRATION BLOCK**
		FIRST PERIOD	SECOND PERIOD	THIRD PERIOD		
		1 2	1 2 3	1 2		

SAFETY INJECTION 14-SI-2-071-601R-2

303900 TCX-2-2581-6 C-F-1 UT 1 - - - - X 92
 PIPE TO ELBOW C5.11 PT
 R70 793SB

TBX-47

304000 TCX-2-2581-7 C-F-1 UT 1 - - - - X 92
 ELBOW TO PIPE C5.11 PT
 R70 793SB

TBX-47

SAFETY INJECTION 14-SI-2-196-151R-2

04300 TCX-2-2581-10 C-F-1 UT 1 - - - - X 92
 PIPE TO ELBOW C5.11 PT
 R70 793SB

TBX-46

304400 TCX-2-2581-11 C-F-1 UT 1 - - - - X 92
 ELBOW TO PIPE C5.11 PT
 R70 794SB

TBX-46

SAFETY INJECTION 18-SI-2-342-151R-2

304800 TCX-2-2581-15 C-F-1 UT 1 - - - - X 92
 REDUCER TO PIPE C5.11 PT
 R70 803SB

TBX-49

304900 TCX-2-2581-16 C-F-1 UT 1 - - - - X 92
 PIPE TO TEE C5.11 PT
 R70 803SB

TBX-49

COMANCHE PEAK UNIT 2
 INSERVICE INSPECTION PLAN
 CLASS 2 SCHED/COMPL COMPONENTS

SUMMARY EXAMINATION AREA NUMBER IDENTIFICATION	INSPECTION INTERVAL	PLAN STATUS			PRESERVICE YEAR	INSTRUCTIONS
		FIRST PERIOD	SECOND PERIOD	THIRD PERIOD		
	ASME SEC. XI CATGY NDE ITEM NO METH	1 2	1 2 3	1 2		**CALIBRATION BLOCK**

SAFETY INJECTION 12-SI-2-031-151R-2

307100 TCX-2-2582-8 C-F-1 UT 1 - - - - - X - 92
 ELBOW TO PIPE C5.11 PT
 R85D 803YD

TBX-11

307200 TCX-2-2582-9 C-F-1 UT 1 - - - - - X - 92
 PIPE TO ELBOW C5.11 PT
 R85D 803YD

TBX-11

307300 TCX-2-2582-10 C-F-1 UT 1 - - - - - X - 92
 ELBOW TO PIPE C5.11 PT
 R85D 803YD

TBX-11

SAFETY INJECTION 12-SI-2-322-151R-2

311500 TCX-2-2583-10 C-F-1 UT 1 - - - - - X - 92
 TEE TO PIPE C5.11 PT
 R207 812AB

TBX-11

311600 TCX-2-2583-11 C-F-1 UT 1 - - - - - X - 92
 PIPE TO ELBOW C5.11 PT
 R207 812AB

TBX-11

SAFETY INJECTION 12-SI-2-031-151R-2

312000 TCX-2-2583-15 C-F-1 UT 1 - - - - - X - 92
 TEE TO PIPE C5.11 PT
 R207 812AB

TBX-11

INSERVICE INSPECTION PLAN
CLASS 2 SCHED/COMPL COMPONENTS

SUMMARY EXAMINATION AREA NUMBER IDENTIFICATION	INSPECTION INTERVAL ASME SEC. XI CATGY NDE ITEM NO METH	PLAN STATUS			PRESERVICE YEAR	INSTRUCTIONS **CALIBRATION BLOCK**
		FIRST PERIOD	SECOND PERIOD	THIRD PERIOD		
		1 2	1 2 3	1 2		

SAFETY INJECTION 12-SI-2-031-151R-2

312100 TCX-2-2583-16 C-F-1 UT 1 - - - - - X - 92
 PIPE TO ELBOW C5.11 PT
 R207 818AB

TBX-11

312200 TCX-2-2583-17 C-F-1 UT 1 - - - - - X - 92
 ELBOW TO PIPE C5.11 PT
 R207 818AB

TBX-11

RESIDUAL HEAT REMOVAL TCX-RHAPRH-01

13000 TCX-2-3100-1WS C-C PT 1 - - - - - X - 92
 RHR PUMP 01 WELDED SUPPORT C3.10

313100 TCX-2-3100-2WS C-C PT 1 - - - - - X - 92
 RHR PUMP 01 WELDED SUPPORT C3.10

313200 TCX-2-3100-3WS C-C PT 1 - - - - - X - 92
 RHR PUMP 01 WELDED SUPPORT C3.10

CHEMICAL AND VOLUME CONTROL TCX-CSAPCH-01

313300 TCX-2-3110-1WS C-C PT 1 - - - - - X - 92
 CHG PUMP 01 WELDED SUPPORT C3.10

INSERVICE INSPECTION PLAN
CLASS 2 SCHED/COMPL COMPONENTS

SUMMARY EXAMINATION AREA NUMBER IDENTIFICATION	INSPECTION INTERVAL ASME SEC. XI CATGY NDE ITEM NO METH	PLAN STATUS			PRESERVICE YEAR	INSTRUCTIONS **CALIBRATION BLOCK**
		FIRST PERIOD	SECOND PERIOD	THIRD PERIOD		
		1 2	1 2 3	1 2		

CHEMICAL AND VOLUME CONTROL TCX-CSAPCH-01

313400	TCX-2-3110-2WS CHG PUMP 01 WELDED SUPPORT	C-C C3.10	PT	1 - -	- - -	X -	92
313500	TCX-2-3110-3WS CHG PUMP 01 WELDED SUPPORT	C-C C3.10	PT	1 - -	- - -	X -	92
313600	TCX-2-3110-4WS CHG PUMP 01 WELDED SUPPORT	C-C C3.10	PT	1 - -	- - -	X -	92

SAFETY INJECTION TCX-SIAPSI-02

314000	TCX-2-3140-2B1-32 B1 THRU B32 SI PUMP 02 STUDS	C-D C4.30	UT	1 - C	- - -	- -	92
--------	---	--------------	----	-------	-------	-----	----

***TBX-53**

FEEDWATER 18-FW-2-035-2003-2

500700	TCX-2-2202-FW077 VALVE BODY WELD 2FW-0077 (ALT 2-HV-2135) R100A856SB	C-G C6.20	MT	1 C -	- - -	- -	92	TDLR VERIFICATION BOUNDARY. DWG. 75830
--------	---	--------------	----	-------	-------	-----	----	---

FEEDWATER 6-FW-2-092-2003-2

501000	TCX-2-2204-FW193 VALVE BODY WELD 2FW-0193 R100C863SB	C-G C6.20	MT	1 - C	- - -	- -	92	DWG. 454KAB1-001
--------	--	--------------	----	-------	-------	-----	----	------------------

COMANCHE PEAK UNIT 2
 INSERVICE INSPECTION PLAN
 CLASS 2 SCHED/COMPL COMPONENTS

SUMMARY EXAMINATION AREA NUMBER IDENTIFICATION	INSPECTION INTERVAL		PLAN STATUS			PRESERVICE YEAR	INSTRUCTIONS
	ASME SEC. XI CATGY NDE	ITEM NO METH	FIRST PERIOD	SECOND PERIOD	THIRD PERIOD		
			1 2	1 2 3	1 2		**CALIBRATION BLOCK**

MAIN STEAM 8-MS-2-223-1303-2

501200	TCX-2-2300-MS098 VALVE BODY WELD 2MS-0098	C-G C6.20	MT	1 - -	- C - - -	92	TDLR VERIFICATION BOUNDARY. DWG. 75730-1
--------	--	--------------	----	-------	-----------	----	---

FEEDWATER 6-FW-2-094-2003-2

502300	TCX-2-2403-FW203 VALVE BODY WELD 2FW-0203	C-G C6.20	MT	1 - -	- - - X -	92	DWG. 435KAB2-002
--------	--	--------------	----	-------	-----------	----	------------------

CONTAINMENT SPRAY 12-CT-2-006-151R-2

502400	TCX-2-2578-CT028 VALVE BODY WELD 2CT-0028	C-G C6.20	PT	1 - -	- - X - -	92	DWG. 75780
--------	--	--------------	----	-------	-----------	----	------------

CONTAINMENT SPRAY 12-SI-2-031-151R-2

502600	TCX-2-2582-SI048 VALVE BODY WELD 2SI-0048	C-G C6.20	PT	1 - -	- - - X -	92	DWG. 75780-1
--------	--	--------------	----	-------	-----------	----	--------------

4.3 COMPONENT SUPPORTS

This subsection describes the examination areas and requirements for the Class 1, 2 and 3 component supports and Class 3 Integral Welded Attachments as specified in Article IWF and IWD of the Code, respectively. For pressure testing of Class 3 components, see Section 5.

In lieu of the requirements of Technical Specification 4.0.5 relating to snubbers, specifically those ISI requirements (e.g., plans, schedules, reports, inspector involvement and Code Data Reports) of ASME Section XI, snubbers shall be demonstrated operable by performance of the augmented inservice inspection program described in Section 3.1 of the CPSES Technical Requirements Manual.

Note 1 (As used in the item no. field of the following tables):

This support may have component standard items (F-C) and/or linear type items (F-B); the examination method is identical for all items in both categories.

INSERVICE INSPECTION PLAN
CLASS 1 SCHED/COMPL COMPONENTS

SUMMARY EXAMINATION AREA NUMBER IDENTIFICATION	INSPECTION INTERVAL ASME SEC. XI CATGY NDE ITEM NO METH	PLAN STATUS			PRESERVICE YEAR
		FIRST PERIOD	SECOND PERIOD	THIRD PERIOD	
		O U T A G E			INSTRUCTIONS
		1 2	1 2 3	1 2	**CALIBRATION BLOCK**

CHEMICAL & VOLUME CONTROL 3-CS-2-080-2501R-1

600000 TCX-1-4105-H1 F-C VT-3 1 C - - - - NA SPRING
 CS-2-080-401-C41S NOTE 1
 R154I829RB

CHEMICAL & VOLUME CONTROL 3-CS-2-235-2501R-1

600300 TCX-1-4304-H23 F-C VT-3 1 - - - - X NA STRUT
 CS-2-235-467-C41R NOTE 1
 826RB

CHEMICAL & VOLUME CONTROL 2-CS-2-105-2501R-1

600400 TCX-1-4207-H1 F-C VT-3 1 - - C - - - NA STRUT
 CS-2-RB-002-704-1 NOTE 1
 R154B826RB

CHEMICAL & VOLUME CONTROL 2-CS-2-112-2501R-1

600900 TCX-1-4507-H16 F-C VT-3 1 - - - - X NA SPRING
 CS-2-RB-021-701-1 NOTE 1
 818RB

601200 TCX-1-4507-H13 F-C VT-3 1 - - - - X NA STRUT
 CS-2-RB-021-704-1 NOTE 1
 818RB

CHEMICAL & VOLUME CONTROL 1.5-CS-2-248-2501R-1

603600 TCX-1-4110-H3 F-C VT-3 1 C - - - - NA SNUBBER
 CS-2-RB-037A-701-1 NOTE 1
 R154I827RB

COMANCHE PEAK UNIT 2
 INSERVICE INSPECTION PLAN
 CLASS 1 SCHED/COMPL COMPONENTS

SUMMARY EXAMINATION AREA NUMBER IDENTIFICATION	INSPECTION INTERVAL	PLAN STATUS			PRESERVICE YEAR	INSTRUCTIONS
		FIRST PERIOD	SECOND PERIOD	THIRD PERIOD		
	ASME SEC. XI					
	CATGY NDE	O U T A G E				
	ITEM NO METH	1 2	1 2 3	1 2		**CALIBRATION BLOCK**

CHEMICAL & VOLUME CONTROL 1.5-CS-2-248-2501R-1

603700 TCX-1-4110-H4 F-C VT-3 1 C - - - - - NA SNUBBER
 CS-2-RB-037A-702-1 NOTE 1
 R154I828RB

603800 TCX-1-4110-H5 F-C VT-3 1 C - - - - - NA SNUBBER
 CS-2-RB-037A-703-1 NOTE 1
 R154I828RB

603900 TCX-1-4110-H6 F-C VT-3 1 C - - - - - NA SNUBBER
 CS-2-RB-037A-704-1 NOTE 1
 R154I831RB

CHEMICAL & VOLUME CONTROL 2-CS-2-103-2501R-1

604100 TCX-1-4110-H1 F-C VT-3 1 C - - - - - NA SNUBBER
 CS-2-RB-037B-702-1 NOTE 1
 R154I826RB

REACTOR COOLANT 12-RC-2-007-2501R-1

605400 TCX-1-4101-H2 F-C VT-3 1 C - - - - - NA STRUT
 RC-2-007-401-C41R NOTE 1
 R154I819RB

605500 TCX-1-4101-H1 F-C VT-3 1 C - - - - - NA SNUBBER
 RC-2-007-402-C41K NOTE 1
 R154I819RB

INSERVICE INSPECTION PLAN
CLASS 1 SCHED/COMPL COMPONENTS

SUMMARY EXAMINATION AREA NUMBER IDENTIFICATION	INSPECTION INTERVAL	PLAN STATUS			PRESERVICE YEAR	INSTRUCTIONS
		FIRST PERIOD	SECOND PERIOD	THIRD PERIOD		
	ASME					
	SEC. XI	-----				
	CATGY NDE	O U T A G E				
	ITEM NO METH	1 2	1 2 3	1 2		**CALIBRATION BLOCK**

REACTOR COOLANT 3-RC-2-052-2501R-1

608800 TCX-1-4304-H6 F-C VT-3 1 C - - - - - NA STRUT
 RC-2-052-409-C41R NOTE 1
 R154K814RB

608900 TCX-1-4304-H7 F-C VT-3 1 C - - - - - NA STRUT
 RC-2-052-410-C41R NOTE 1
 R154K814RB

REACTOR COOLANT 4-RC-2-075-2501R-1

10900 TCX-1-4506-H21 F-C VT-3 1 - - - - - X NA STRUT
 RC-2-075-417-C71R NOTE 1
 902RB

611000 TCX-1-4506-H20 F-C VT-3 1 - - - - - X NA STRUT
 RC-2-075-420-C71R NOTE 1
 895RB

REACTOR COOLANT 4-RC-2-087-2501R-1

612500 TCX-1-4505-H30 F-C VT-3 1 - - - - - X NA SNUBBER
 RC-2-087-403-C81K NOTE 1
 908RB

612600 TCX-1-4505-H31 F-C VT-3 1 - - - - - X NA SNUBBER
 RC-2-087-407-C81K NOTE 1
 910RB

INSERVICE INSPECTION PLAN
CLASS 1 SCHED/COMPL COMPONENTS

SUMMARY EXAMINATION AREA NUMBER IDENTIFICATION	INSPECTION INTERVAL ASME SEC. XI CATGY NDE ITEM NO METH	PLAN STATUS			PRESERVICE YEAR	INSTRUCTIONS **CALIBRATION BLOCK**
		FIRST PERIOD	SECOND PERIOD	THIRD PERIOD		
		1 2	1 2 3	1 2		

REACTOR COOLANT 4-RC-2-087-2501R-1

612700 TCX-1-4505-H32 F-C VT-3 1 - - - - - X NA STRUT
 RC-2-087-408-C81R NOTE 1
 911RB

REACTOR COOLANT 4-RC-2-088-2501R-1

612800 TCX-1-4506-H29 F-C VT-3 1 - - - - - X NA STRUT
 RC-2-088-401-C81R NOTE 1
 909RB

12900 TCX-1-4506-H33 F-C VT-3 1 - - - - - X NA SPRING
 RC-2-088-403-C81S NOTE 1
 913RB

613000 TCX-1-4506-H32 F-C VT-3 1 - - - - - X NA SNUBBER
 RC-2-088-404-C81K NOTE 1
 913RB

613100 TCX-1-4506-H31 F-C VT-3 1 - - - - - X NA SNUBBER
 RC-2-088-408-C81K NOTE 1
 911RB

613200 TCX-1-4506-H30 F-C VT-3 1 - - - - - X NA STRUT
 RC-2-088-409-C81R NOTE 1
 911RB

REACTOR COOLANT 3-RC-2-111-2501R-1

3500 TCX-1-4504-H1 F-C VT-3 1 - - - - - X NA SNUBBER
 RC-2-111-402-C81K NOTE 1
 907RB

INSERVICE INSPECTION PLAN

CLASS 1 SCHED/COMPL COMPONENTS

SUMMARY EXAMINATION AREA NUMBER IDENTIFICATION	INSPECTION INTERVAL ASME SEC. XI CATGY NDE ITEM NO METH	PLAN STATUS			PRESERVICE YEAR	INSTRUCTIONS **CALIBRATION BLOCK**
		FIRST PERIOD	SECOND PERIOD	THIRD PERIOD		
		1 2	1 2 3	1 2		

REACTOR COOLANT 3-RC-2-111-2501R-1

613600 TCX-1-4504-H2 F-C VT-3 1 - - - - - X NA SNUBBER
 RC-2-111-403-C81K NOTE 1
 907RB

613700 TCX-1-4504-H3 F-C VT-3 1 - - - - - X NA HANGER
 RC-2-111-404-C81S NOTE 1
 907RB

REACTOR COOLANT 14-RC-2-135-2501R-1

13900 TCX-1-4500-H1 F-C VT-3 1 - - - - - X NA SNUBBER
 RC-2-135-402-C41K NOTE 1
 832RB

614000 TCX-1-4500-H4 F-C VT-3 1 - - - - X - - NA SPRING
 RC-2-135-407-C41S NOTE 1
 832RB

614200 TCX-1-4500-H5 F-C VT-3 1 - - - - X - - NA STRUT
 RC-2-135-409-C51R NOTE 1
 843RB

REACTOR COOLANT 3-RC-2-146-2501R-1

614400 TCX-1-4504-H5 F-C VT-3 1 - - - - - X NA SNUBBER
 RC-2-146-402-C81K NOTE 1
 907RB

COMANCHE PEAK UNIT 2
 INSERVICE INSPECTION PLAN
 CLASS 1 SCHED/COMPL COMPONENTS

		INSPECTION INTERVAL		PLAN STATUS			PRESERVICE YEAR
				FIRST PERIOD	SECOND PERIOD	THIRD PERIOD	
SUMMARY EXAMINATION AREA		ASME					
NUMBER IDENTIFICATION		SEC. XI					
		CATGY NDE	O U T A G E				INSTRUCTIONS
		ITEM NO METH	1 2	1 2 3	1 2		**CALIBRATION BLOCK**

REACTOR COOLANT 3-RC-2-146-2501R-1

614500 TCX-1-4504-H6 F-C VT-3 1 - - - - - X NA SNUBBER
 RC-2-146-403-C81K NOTE 1
 907RB

614600 TCX-1-4504-H4 F-C VT-3 1 - - - - - X NA SNUBBER
 RC-2-146-406-C81K NOTE 1
 908RB

REACTOR COOLANT 6-RC-2-147-2501R-1

14800 TCX-1-4506-H34 F-C VT-3 1 - - - - - X NA SNUBBER
 RC-2-147-403-C81K NOTE 1
 913RB

615000 TCX-1-4506-H2 F-C VT-3 1 - - C - - - - NA SPRING
 RC-2-147-406-C81S NOTE 1
 R161A913RB

615050 TCX-1-4506-H2 B-K-1 PT 1 - - C - - - - 92 WELDED ATTACHMENT
 RC-2-147-406-C81S B10.10
 R161A913RB

615100 TCX-1-4506-H35 F-C VT-3 1 - - - - - X NA STRUT
 RC-2-147-408-C81R NOTE 1
 913RB

REACTOR COOLANT 6-RC-2-161-2501R-1

15200 TCX-1-4506-H1 F-C VT-3 1 - - - - - X NA BOX
 RC-2-161-402-C81A NOTE 1
 909RB

INSERVICE INSPECTION PLAN
CLASS 1 SCHED/COMPL COMPONENTS

INSPECTION INTERVAL		PLAN STATUS			PRESERVICE YEAR
		FIRST PERIOD	SECOND PERIOD	THIRD PERIOD	
ASME		-----	-----	-----	
SEC. XI		-----	-----	-----	
SUMMARY EXAMINATION AREA		O U T A G E			INSTRUCTIONS
NUMBER	IDENTIFICATION	ITEM NO	METH		**CALIBRATION BLOCK**
		1 2	1 2 3	1 2	

REACTOR COOLANT 6-RC-2-161-2501R-1

615250 TCX-1-4506-H1 B-K-1 PT 1 - - - - - X 92 WELDED ATTACHMENT
 RC-2-161-402-C81A B10.10
 909RB

REACTOR COOLANT 4-RC-2-162-2501R-1

615600 TCX-1-4506-H28 F-C VT-3 1 - - - - - X NA STRUT
 RC-2-162-401-C81R NOTE 1
 909RB

615700 TCX-1-4506-H27 F-C VT-3 1 - - - - - X NA SNUBBER
 RC-2-162-402-C81K NOTE 1
 909RB

615800 TCX-1-4506-H26 F-C VT-3 1 - - - - - X NA STRUT
 RC-2-162-403-C81R NOTE 1
 909RB

615900 TCX-1-4506-H25 F-C VT-3 1 - - - - - X NA STRUT
 RC-2-162-404-C81R NOTE 1
 909RB

REACTOR COOLANT 6-RC-2-163-2501R-1

616000 TCX-1-4505-H1 F-C VT-3 1 - - - - - X NA BOX
 RC-2-163-402-C81A NOTE 1
 908RB

INSERVICE INSPECTION PLAN
CLASS 1 SCHED/COMPL COMPONENTS

SUMMARY EXAMINATION AREA NUMBER IDENTIFICATION	INSPECTION INTERVAL ASME SEC. XI CATGY NDE ITEM NO METH	PLAN STATUS			PRESERVICE YEAR	INSTRUCTIONS **CALIBRATION BLOCK**
		FIRST PERIOD	SECOND PERIOD	THIRD PERIOD		
		1 2	1 2 3	1 2		

REACTOR COOLANT 6-RC-2-163-2501R-1

616050 TCX-1-4505-H1 B-K-1 PT 1 - - - - - X 92 WELDED ATTACHMENT
RC-2-163-402-C81A B10.10
908RB

REACTOR COOLANT 4-RC-2-164-2501R-1

616200 TCX-1-4505-H28 F-C VT-3 1 - - - - - X NA STRUT
RC-2-164-402-C81R NOTE 1
908RB

REACTOR COOLANT 4-RC-2-162-2501R-1

616300 TCX-1-4505-H27 F-C VT-3 1 - - - - - X NA STRUT
RC-2-164-403-C81R NOTE 1
908RB

REACTOR COOLANT 2-RC-2-015-2501R-1

616500 TCX-1-4109-H2 F-C VT-3 1 - - C - - - - NA SNUBBER
RC-2-RB-027-702-1 NOTE 1
R154I813RB

616600 TCX-1-4109-H3 F-C VT-3 1 - - C - - - - NA SPRING
RC-2-RB-027-703-1 NOTE 1
R154I813RB

616700 TCX-1-4109-H4 F-C VT-3 1 - - C - - - - NA SNUBBER
RC-2-RB-027-704-1 NOTE 1
R154I813RB

COMANCHE PEAK UNIT 2
 INSERVICE INSPECTION PLAN
 CLASS 1 SCHED/COMPL COMPONENTS

SUMMARY EXAMINATION AREA NUMBER IDENTIFICATION	INSPECTION INTERVAL ASME SEC. XI CATGY NDE ITEM NO METH	PLAN STATUS			PRESERVICE YEAR	INSTRUCTIONS **CALIBRATION BLOCK**
		FIRST PERIOD	SECOND PERIOD	THIRD PERIOD		
		1 2	1 2 3	1 2		

REACTOR COOLANT 2-RC-2-015-2501R-1

616800 TCX-1-4109-H5 F-C VT-3 1 - - C - - - - NA SNUBBER
 RC-2-RB-027-705-1 NOTE 1
 R154I813RB

617100 TCX-1-4109-H8 F-C VT-3 1 - - C - - - - NA SNUBBER
 RC-2-RB-027-708-1 NOTE 1
 R154I813RB

RESIDUAL HEAT REMOVAL 12-RH-2-001-2501R-1

18800 TCX-1-4101-H3 F-C VT-3 1 C - - - - - NA SPRING
 RH-2-001-404-C41S NOTE 1
 R154I817RB

618900 TCX-1-4101-H9 F-C VT-3 1 C - - - - - NA STRUT
 RH-2-001-405-C41R NOTE 1
 R154A817RB

619200 TCX-1-4101-H8 F-C VT-3 1 C - - - - - NA SNUBBER
 RH-2-001-408-C41K NOTE 1
 R154A817RB

RESIDUAL HEAT REMOVAL 12-RH-2-002-2501R-1

619400 TCX-1-4401-H9 F-C VT-3 1 - - - - - X - NA STRUT
 RH-2-002-401-C41R NOTE 1
 817RB

COMANCHE PEAK UNIT 2
 INSERVICE INSPECTION PLAN
 CLASS 1 SCHED/COMPL COMPONENTS

		INSPECTION INTERVAL		PLAN STATUS			PRESERVICE YEAR	
				FIRST PERIOD	SECOND PERIOD	THIRD PERIOD		
SUMMARY EXAMINATION AREA		ASME						
NUMBER IDENTIFICATION		SEC. XI						
		CATGY NDE	O U T A G E					INSTRUCTIONS
		ITEM NO METH	1 2	1 2 3	1 2			**CALIBRATION BLOCK**

RESIDUAL HEAT REMOVAL 12-RH-2-002-2501R-1

620000 TCX-1-4401-H4 F-C VT-3 1 - - - - - X - NA STRUT
 RH-2-002-408-C41R NOTE 1
 817RB

SAFETY INJECTION 3-SI-2-033-2501R-1

620100 TCX-1-4600-H3 F-C VT-3 1 - - - - - X NA SPRING
 SI-2-033-405-C41S NOTE 1
 818RB

620125 TCX-1-4600-H4 F-C VT-3 1 - - - - - X NA STRUT
 SI-2-033-401-C41R NOTE 1
 818RB

620150 TCX-1-4600-H5 F-C VT-3 1 - - - - - X NA SNUBBER
 SI-2-033-403-C41K NOTE 1
 818RB

SAFETY INJECTION 6-SI-2-089-2501R-1

620300 TCX-1-4103-H1 F-C VT-3 1 - C - - - - - NA
 SI-2-089-402-C41S NOTE 1
 R154I827RB

620350 TCX-1-4103-H1 B-K-1 PT 1 - C - - - - - 92 SPRING
 SI-2-089-402-C41S B10.10
 R154I828RB

COMANCHE PEAK UNIT 2
 INSERVICE INSPECTION PLAN
 CLASS 1 SCHED/COMPL COMPONENTS

SUMMARY EXAMINATION AREA NUMBER IDENTIFICATION	INSPECTION INTERVAL ASME SEC. XI CATGY NDE ITEM NO METH	PLAN STATUS			PRESERVICE YEAR	INSTRUCTIONS **CALIBRATION BLOCK**
		FIRST PERIOD	SECOND PERIOD	THIRD PERIOD		
		1 2	1 2 3	1 2		

SAFETY INJECTION 6-SI-2-089-2501R-1

620400 TCX-1-4103-H3 F-C VT-3 1 - C - - - - - NA SNUBBER
 SI-2-089-403-C41K NOTE 1
 R154I820RB

620500 TCX-1-4103-H6 F-C VT-3 1 - C - - - - - NA SNUBBER
 SI-2-089-404-C41K NOTE 1
 R154I826RB

620600 TCX-1-4103-H5 F-C VT-3 1 - C - - - - - NA SNUBBER
 SI-2-089-405-C41K NOTE 1
 R154I826RB

SAFETY INJECTION 8-SI-2-090-2501R-1

620800 TCX-1-4202-H1 F-C VT-3 1 - - C - - - - NA SPRING
 SI-2-090-402-C41S NOTE 1
 R154J826RB

620850 TCX-1-4202-H1 B-K-1 PT 1 - - C - - - - 92 WELDED ATTACHMENT
 SI-2-090-402-C41S B10.10
 R154J826RB

620900 TCX-1-4202-H3 F-C VT-3 1 - - C - - - - NA SNUBBER
 SI-2-090-403-C41K NOTE 1
 R154J820RB

621000 TCX-1-4202-H4 F-C VT-3 1 - - C - - - - NA SNUBBER
 SI-2-090-404-C41K NOTE 1
 R154J825RB

COMANCHE PEAK UNIT 2
 INSERVICE INSPECTION PLAN
 CLASS 1 SCHED/COMPL COMPONENTS

SUMMARY EXAMINATION AREA NUMBER IDENTIFICATION	INSPECTION INTERVAL		PLAN STATUS			PRESERVICE YEAR	INSTRUCTIONS **CALIBRATION BLOCK**
	ASME SEC. XI CATGY NDE ITEM NO METH		FIRST PERIOD	SECOND PERIOD	THIRD PERIOD		
			1 2	1 2 3	1 2		

SAFETY INJECTION 8-SI-2-091-2501R-1

621200 TCX-1-4302-H3 F-C VT-3 1 - - - C - - - NA STRUT
 SI-2-091-401-C41R NOTE 1
 816RB

SAFETY INJECTION 6-SI-2-101-2501R-1

622100 TCX-1-4203-H1 F-C VT-3 1 - - C - - - NA SPRING
 SI-2-101-403-C41S NOTE 1
 R154J828RB

622150 TCX-1-4203-H1 B-K-1 PT 1 - - C - - - 92 WELDED ATTACHMENT
 SI-2-101-403-C41S B10.10
 R154J828RB

622200 TCX-1-4203-H2 F-C VT-3 1 - - C - - - NA STRUT
 SI-2-101-407-C41R NOTE 1
 R154B823RB

SAFETY INJECTION 6-SI-2-102-2501R-1

622400 TCX-1-4303-H1 F-C VT-3 1 - - - C - - - NA SPRING
 SI-2-102-403-C41S NOTE 1
 828RB

622450 TCX-1-4303-H1 B-K-1 PT 1 - - - C - - - 92 WELDED ATTACHMENT
 SI-2-102-403-C41S B10.10
 828RB

COMANCHE PEAK UNIT 2
 INSERVICE INSPECTION PLAN
 CLASS 1 SCHED/COMPL COMPONENTS

SUMMARY EXAMINATION AREA NUMBER IDENTIFICATION	INSPECTION INTERVAL ASME SEC. XI CATGY NDE ITEM NO METH	PLAN STATUS			PRESERVICE YEAR	INSTRUCTIONS **CALIBRATION BLOCK**
		FIRST PERIOD	SECOND PERIOD	THIRD PERIOD		
		1 2	1 2 3	1 2		

SAFETY INJECTION 10-SI-2-179-2502R-1

623200	TCX-1-4102-H1 SI-2-179-401-C41S R154I827RB	F-C	VT-3	1 - C	- - -	- -	NA	SPRING
				NOTE 1				
623250	TCX-1-4102-H1 SI-2-179-401-C41S R154I827RB	B-K-1	PT	1 - C	- - -	- -	92	WELDED ATTACHMENT
				B10.10				
623400	TCX-1-4102-H3 SI-2-179-403-C41K R154I821RB	F-C	VT-3	1 - C	- - -	- -	NA	SNUBBER
				NOTE 1				
623500	TCX-1-4102-H4 SI-2-179-404-C41K R154I821RB	F-C	VT-3	1 - C	- - -	- -	NA	SNUBBER
				NOTE 1				

SAFETY INJECTION 10-SI-2-180-2502R-1

623700	TCX-1-4201-H1 SI-2-180-402-C41S 828RB	F-C	VT-3	1 - -	- - -	- X	NA	SPRING
				NOTE 1				
623750	TCX-1-4201-H1 SI-2-180-402-C41S 828RB	B-K-1	PT	1 - -	- - -	- X	92	WELDED ATTACHMENT
				B10.10				

SAFETY INJECTION 10-SI-2-182-2501R-1

623800	TCX-1-4402-H1 SI-2-182-405-C41R 819RB	F-C	VT-3	1 - -	- - -	X -	NA	STRUT
				NOTE 1				

INSERVICE INSPECTION PLAN
CLASS 1 SCHED/COMPL COMPONENTS

SUMMARY EXAMINATION AREA NUMBER IDENTIFICATION	INSPECTION INTERVAL ASME SEC. XI CATGY NDE ITEM NO METH	PLAN STATUS			PRESERVICE YEAR	INSTRUCTIONS **CALIBRATION BLOCK**
		FIRST PERIOD	SECOND PERIOD	THIRD PERIOD		
		1 2	1 2 3	1 2		

SAFETY INJECTION 1.5-SI-2-027-2501R-1

624700	TCX-1-4306-H12 SI-2-RB-007-702-1 815RB	F-C NOTE 1	VT-3 1 - -	- - -	- X	NA	STRUT
625000	TCX-1-4306-H15 SI-2-RB-007-705-1 815RB	F-C NOTE 1	VT-3 1 - -	- - -	- X	NA	U-BOLT
625100	TCX-1-4306-H16 SI-2-RB-007-706-1 815RB	F-C NOTE 1	VT-3 1 - -	- - -	- X	NA	STRUT
625300	TCX-1-4306-H18 SI-2-RB-007-708-1 815RB	F-C NOTE 1	VT-3 1 - -	- - -	- X	NA	STRUT
625600	TCX-1-4306-H21 SI-2-RB-007-711-1 817RB	F-C NOTE 1	VT-3 1 - -	- - -	- X	NA	U-BOLT
626000	TCX-1-4306-H2 SI-2-RB-008-702-1 818RB	F-C NOTE 1	VT-3 1 - -	- - -	- X	NA	STRUT
626300	TCX-1-4306-H5 SI-2-RB-008-707-1 818RB	F-C NOTE 1	VT-3 1 - -	- - -	- X	NA	STRUT

INSERVICE INSPECTION PLAN
CLASS 1 SCHED/COMPL COMPONENTS

SUMMARY EXAMINATION AREA NUMBER IDENTIFICATION	INSPECTION INTERVAL ASME SEC. XI CATGY NDE ITEM NO METH	PLAN STATUS			PRESERVICE YEAR	INSTRUCTIONS **CALIBRATION BLOCK**
		FIRST PERIOD	SECOND PERIOD	THIRD PERIOD		
		1 2	1 2 3	1 2		

SAFETY INJECTION 1.5-SI-2-027-2501R-1

626400 TCX-1-4306-H6 F-C VT-3 1 - - - - - X NA STRUT
SI-2-RB-008-708-1 NOTE 1
818RB

626600 TCX-1-4306-H8 F-C VT-3 1 - - - - - X NA STRUT
SI-2-RB-008-710-1 NOTE 1
817RB

SAFETY INJECTION 1.5-SI-2-201-2501R-1

627400 TCX-1-4306-H29 F-C VT-3 1 - - - - - X NA SNUBBER
SI-2-RB-009-707-1 NOTE 1
828RB

627600 TCX-1-4306-H32 F-C VT-3 1 - - - - - X NA SNUBBER
SI-2-RB-009-709-1 NOTE 1
829RB

SAFETY INJECTION 2-SI-2-067-2501R-1

627800 TCX-1-4302-H1 F-C VT-3 1 - - - C - - - NA SNUBBER
SI-2-RB-010A-705-1 NOTE 1
815RB

SAFETY INJECTION 1.5-SI-2-026-2501R-1

628100 TCX-1-4205-H14 F-C VT-3 1 - - - C - - - NA U-BOLT
SI-2-RB-032-701-1 NOTE 1
R154B817RB

INSERVICE INSPECTION PLAN
CLASS 1 SCHED/COMPL COMPONENTS

SUMMARY EXAMINATION AREA NUMBER IDENTIFICATION	INSPECTION INTERVAL ASME SEC. XI CATGY NDE ITEM NO METH	PLAN STATUS			PRESERVICE YEAR	INSTRUCTIONS **CALIBRATION BLOCK**
		FIRST PERIOD	SECOND PERIOD	THIRD PERIOD		
		1 2	1 2 3	1 2		

SAFETY INJECTION 1.5-SI-2-026-2501R-1

628400 TCX-1-4205-H17 F-C VT-3 1 - - C - - - - NA SNUBBER
SI-2-RB-032-704-1 NOTE 1
R154B817RB

629100 TCX-1-4205-H4 F-C VT-3 1 - - C - - - - NA SNUBBER
SI-2-RB-033-703-1 NOTE 1
R154B818RB

629200 TCX-1-4205-H3 F-C VT-3 1 - - C - - - - NA SNUBBER
SI-2-RB-033-704-1 NOTE 1
R154B818RB

SAFETY INJECTION 2-SI-2-086-2501R-1

634600 TCX-1-4404-H6 F-C VT-3 1 - - - - - X - NA SPRING
SI-2-RB-052-705-1 NOTE 1
819RB

REACTOR COOLANT TCX-RCPCPR-01

640000 TCX-1-1100-RVS1 F-B VT-3 1 - - - - - X NA REACTOR VESSEL SUPPORTS.
TCX-RCESRV-01-R1 NOTE 1 1457F27. TDLR VERIFICATION
R157 830RB BOUNDARY.

640010 TCX-1-1100-RVS2 F-B VT-3 1 - - - - - X NA REACTOR VESSEL SUPPORTS.
TCX-RCESRV-02-R2 NOTE 1 1457F27. TDLR VERIFICATION
R157 830RB BOUNDARY.

INSERVICE INSPECTION PLAN
CLASS 1 SCHED/COMPL COMPONENTS

SUMMARY EXAMINATION AREA NUMBER IDENTIFICATION	INSPECTION INTERVAL ASME SEC. XI CATGY NDE ITEM NO METH	PLAN STATUS			PRESERVICE YEAR	INSTRUCTIONS **CALIBRATION BLOCK**
		FIRST PERIOD	SECOND PERIOD	THIRD PERIOD		
		1 2	1 2 3	1 2		

REACTOR COOLANT TCX-RCPCPR-01

640020 TCX-1-1100-RVS3 F-B VT-3 1 - - - - - X NA REACTOR VESSEL SUPPORTS.
 TCX-RCESRV-03-R3 NOTE 1 1457F27. TDLR VERIFICATION
 R157 830RB BOUNDARY.

640030 TCX-1-1100-RVS4 F-B VT-3 1 - - - - - X NA REACTOR VESSEL SUPPORTS.
 TCX-RCESRV-04-R4 NOTE 1 1457F27. TDLR VERIFICATION
 R157 830RB BOUNDARY.

REACTOR COOLANT TCX-RCPCSG-01

640040 TCX-1-3100-1CS1 F-C VT-3 1 - - - - - X - NA S.G. COLUMN SUPPORT. 1457F29.
 TCX-RCESSG-01-S1 NOTE 1 TDLR VERIFICATION BOUNDARY.
 A23 812RB

640050 TCX-1-3100-1CS2 F-C VT-3 1 - - - - - X - NA S.G. COLUMN SUPPORT. 1457F29.
 TCX-RCESSG-01-S2 NOTE 1 TDLR VERIFICATION BOUNDARY.
 A23 812RB

640060 TCX-1-3100-1CS3 F-C VT-3 1 - - - - - X - NA S.G. COLUMN SUPPORT. 1457F29.
 TCX-RCESSG-01-S3 NOTE 1 TDLR VERIFICATION BOUNDARY.
 A23 812RB

640070 TCX-1-3100-1CS4 F-C VT-3 1 - - - - - X - NA S.G. COLUMN SUPPORT. 1457F29.
 TCX-RCESSG-01-S4 NOTE 1 TDLR VERIFICATION BOUNDARY.
 A23 812RB

640080 TCX-1-3100-1LS1 F-B VT-3 1 - - - - - X - NA S.G. LOWER LATERAL SUPPORT.
 TCX-RCESSG-01-L1 NOTE 1 1457F31. TDLR VERIFICATION
 A23 835RB BOUNDARY.

INSERVICE INSPECTION PLAN

CLASS 1 SCHED/COMPL COMPONENTS

SUMMARY EXAMINATION AREA NUMBER IDENTIFICATION	INSPECTION INTERVAL ASME SEC. XI CATGY NDE ITEM NO METH	PLAN STATUS			PRESERVICE YEAR	INSTRUCTIONS **CALIBRATION BLOCK**
		FIRST PERIOD	SECOND PERIOD	THIRD PERIOD		
		1 2	1 2 3	1 2		

REACTOR COOLANT TCX-RCPCSG-02

640160	TCX-1-3100-2CS1 TCX-RCESSG-02-S1 R155I812RB	F-C NOTE 1	VT-3 1 - -	C - - - -	NA	S.G. COLUMN SUPPORT. 1457F29. TDLR VERIFICATION BOUNDARY.
640170	TCX-1-3100-2CS2 TCX-RCESSG-02-S2 R155I812RB	F-C NOTE 1	VT-3 1 - -	C - - - -	NA	S.G. COLUMN SUPPORT. 1457F29. TDLR VERIFICATION BOUNDARY.
640190	TCX-1-3100-2CS3 TCX-RCESSG-02-S3 R155I812RB	F-C NOTE 1	VT-3 1 - -	C - - - -	NA	S.G. COLUMN SUPPORT. 1457F29. TDLR VERIFICATION BOUNDARY.
640200	TCX-1-3100-2CS4 TCX-RCESSG-02-S4 R155I812RB	F-C NOTE 1	VT-3 1 - -	C - - - -	NA	S.G. COLUMN SUPPORT. 1457F29. TDLR VERIFICATION BOUNDARY.
640210	TCX-1-3100-2LS1 TCX-RCESSG-02-L1 R155I812RB	F-B NOTE 1	VT-3 1 - -	C - - - -	NA	S.G. LOWER LATERAL SUPPORT. 1457F31. TDLR VERIFICATION BOUNDARY.
640220	TCX-1-3100-2LS2 TCX-RCESSG-02-L2 R155I835RB	F-B NOTE 1	VT-3 1 - -	C - - - -	NA	S.G. LOWER LATERAL SUPPORT. 1457F31. TDLR VERIFICATION BOUNDARY.
640230	TCX-1-3100-2LS3 TCX-RCESSG-02-L3 R155I835RB	F-B NOTE 1	VT-3 1 - -	C - - - -	NA	S.G. LOWER LATERAL SUPPORT. 1457F31. TDLR VERIFICATION BOUNDARY.

INSERVICE INSPECTION PLAN
CLASS 1 SCHED/COMPL COMPONENTS

SUMMARY EXAMINATION AREA NUMBER IDENTIFICATION	INSPECTION INTERVAL ASME SEC. XI CATGY NDE ITEM NO METH	PLAN STATUS			PRESERVICE YEAR	INSTRUCTIONS **CALIBRATION BLOCK**
		FIRST PERIOD	SECOND PERIOD	THIRD PERIOD		
		1 2	1 2 3	1 2		

REACTOR COOLANT TCX-RCPCSG-02

640240	TCX-1-3100-2US1 TCX-RCESSG-02-U1 R155I859RB	F-B NOTE 1	VT-3 1 - -	C - - - -	NA	S.G. UPPER LATERAL SUPPORT. 1457F34. TDLR VERIFICATION BOUNDARY.
640250	TCX-1-3100-2US2 TCX-RCESSG-02-U2 R155I859RB	F-B NOTE 1	VT-3 1 - -	C - - - -	NA	S.G. UPPER LATERAL SUPPORT. 1457F34. TDLR VERIFICATION BOUNDARY.
640260	TCX-1-3100-2US3 TCX-RCESSG-02-U3 R155I859RB	F-B NOTE 1	VT-3 1 - -	C - - - -	NA	S.G. UPPER LATERAL SUPPORT. 1457F35. RING. TDLR VERIFICATION BOUNDARY.
640270	TCX-1-3100-2SN1 TCX-RCESHS-02-SN1 R155I859RB	F-C NOTE 1	VT-3 1 - -	C - - - -	NA	S.G. HYD. SHOCK SUPPRESSORS.
640280	TCX-1-3100-2SN2 TCX-RCESHS-02-SN2 R155I859RB	F-C NOTE 1	VT-3 1 - -	C - - - -	NA	S.G. HYD. SNUBBER. PD14856. TDLR VERIFICATION BOUNDARY.

REACTOR COOLANT TCX-RCPCSG-03

640290	TCX-1-3100-3CS1 TCX-RCESSG-03-S1 R154K827RB	F-C NOTE 1	VT-3 1 - -	- - X - -	NA	S.G. COLUMN SUPPORT. 1457F29. TDLR VERIFICATION BOUNDARY.
640300	TCX-1-3100-3CS2 TCX-RCESSG-03-S2 R154K827RB	F-C NOTE 1	VT-3 1 - -	- - X - -	NA	S.G. COLUMN SUPPORT. 1457F29. TDLR VERIFICATION BOUNDARY.

INSERVICE INSPECTION PLAN

CLASS 1 SCHED/COMPL COMPONENTS

SUMMARY EXAMINATION AREA NUMBER IDENTIFICATION	INSPECTION INTERVAL		PLAN STATUS			PRESERVICE YEAR	INSTRUCTIONS
	ASME	SEC. XI	FIRST PERIOD	SECOND PERIOD	THIRD PERIOD		
	CATGY	NDE	O U T A G E				
	ITEM NO	METH	1 2	1 2 3	1 2		**CALIBRATION BLOCK**

REACTOR COOLANT TCX-RCPCSG-03

640310	TCX-1-3100-3CS3 TCX-RCESSG-03-S3 R154K827RB	F-C NOTE 1	VT-3 1 - -	- - X	- -	NA	S.G. COLUMN SUPPORT. 1457F29. TDLR VERIFICATION BOUNDARY.
640320	TCX-1-3100-3CS4 TCX-RCESSG-03-S4 R154K827RB	F-C NOTE 1	VT-3 1 - -	- - X	- -	NA	S.G. COLUMN SUPPORT. 1457F29. TDLR VERIFICATION BOUNDARY.
640330	TCX-1-3100-3LS1 TCX-RCESSG-03-L1 R154K827RB	F-B NOTE 1	VT-3 1 - -	- - X	- -	NA	S.G. LOWER LATERAL SUPPORT. 1457F31. TDLR VERIFICATION BOUNDARY.
640340	TCX-1-3100-3LS2 TCX-RCESSG-03-L2 R154K827RB	F-B NOTE 1	VT-3 1 - -	- - X	- -	NA	S.G. LOWER LATERAL SUPPORT. 1457F31. TDLR VERIFICATION BOUNDARY.
640350	TCX-1-3100-3LS3 TCX-RCESSG-03-L3 R154K827RB	F-B NOTE 1	VT-3 1 - -	- - X	- -	NA	S.G. LOWER LATERAL SUPPORT. 1457F31. TDLR VERIFICATION BOUNDARY.
640360	TCX-1-3100-3US1 TCX-RCESSG-03-U1 R154K827RB	F-B NOTE 1	VT-3 1 - -	- - X	- -	NA	S.G. UPPER LATERAL SUPPORT. 1457F34. TDLR VERIFICATION BOUNDARY.
640370	TCX-1-3100-3US2 TCX-RCESSG-03-U2 R154K827RB	F-B NOTE 1	VT-3 1 - -	- - X	- -	NA	S.G. UPPER LATERAL SUPPORT. 1457F34. TDLR VERIFICATION BOUNDARY.

INSERVICE INSPECTION PLAN
CLASS 1 SCHED/COMPL COMPONENTS

SUMMARY EXAMINATION AREA NUMBER IDENTIFICATION	INSPECTION INTERVAL ASME SEC. XI CATGY NDE ITEM NO METH	PLAN STATUS			PRESERVICE YEAR	INSTRUCTIONS **CALIBRATION BLOCK**
		FIRST PERIOD	SECOND PERIOD	THIRD PERIOD		
		1 2	1 2 3	1 2		

REACTOR COOLANT TCX-RCPCSG-03

640380 TCX-1-3100-3US3 F-B VT-3 1 - - - - X - - NA S.G. UPPER LATERAL SUPPORT.
TCX-RCESSG-03-U3 NOTE 1 1457F35. RING. TDLR
R154K827RB VERIFICATION BOUNDARY.

640390 TCX-1-3100-3SN1 F-C VT-3 1 - - - - X - - NA S.G. HYD. SNUBBER. PD14856.
TCX-RCESHS-03-SN1 NOTE 1 TDLR VERIFICATION BOUNDARY.
R154K827RB

640400 TCX-1-3100-3SN2 F-C VT-3 1 - - - - X - - NA S.G. HYD. SNUBBER. PD14856.
TCX-RCESHS-03-SN2 NOTE 1 TDLR VERIFICATION BOUNDARY.
R154K827RB

REACTOR COOLANT TCX-RCPCSG-04

640410 TCX-1-3100-4CS1 F-C VT-3 1 - C - - - - - NA S.G. COLUMN SUPPORT. 1457F29.
TCX-RCESSG-04-S1 NOTE 1 TDLR VERIFICATION BOUNDARY.
A29 812RB

640420 TCX-1-3100-4CS2 F-C VT-3 1 - C - - - - - NA S.G. COLUMN SUPPORT. 1457F29.
TCX-RCESSG-04-S2 NOTE 1 TDLR VERIFICATION BOUNDARY.
A29 812RB

640430 TCX-1-3100-4CS3 F-C VT-3 1 - C - - - - - NA S.G. COLUMN SUPPORT. 1457F29.
TCX-RCESSG-04-S3 NOTE 1 TDLR VERIFICATION BOUNDARY.
A29 812RB

640440 TCX-1-3100-4CS4 F-C VT-3 1 - C - - - - - NA S.G. COLUMN SUPPORT. 1457F29.
TCX-RCESSG-04-S4 NOTE 1 TDLR VERIFICATION BOUNDARY.
A29 812RB

INSERVICE INSPECTION PLAN
CLASS 1 SCHED/COMPL COMPONENTS

SUMMARY EXAMINATION AREA NUMBER IDENTIFICATION	INSPECTION INTERVAL	PLAN STATUS			PRESERVICE YEAR	INSTRUCTIONS
		FIRST PERIOD	SECOND PERIOD	THIRD PERIOD		
	ASME					
	SEC. XI					
	CATGY NDE	O U T A G E				
	ITEM NO METH	1 2	1 2 3	1 2		**CALIBRATION BLOCK**

REACTOR COOLANT TCX-RCPCSG-04

640450	TCX-1-3100-4LS1 TCX-RCESSG-04-L1 A29 835RB	F-B NOTE 1	VT-3 1 - C	- - -	- -	NA	S.G. LOWER LATERAL SUPPORT. 1457F31. TDLR VERIFICATION BOUNDARY.
640460	TCX-1-3100-4LS2 TCX-RCESSG-04-L2 A29 835RB	F-B NOTE 1	VT-3 1 - C	- - -	- -	NA	S.G. LOWER LATERAL SUPPORT. 1457F31. TDLR VERIFICATION BOUNDARY.
640470	TCX-1-3100-4LS3 TCX-RCESSG-04-L3 A29 835RB	F-B NOTE 1	VT-3 1 - C	- - -	- -	NA	S.G. LOWER LATERAL SUPPORT. 1457F31. TDLR VERIFICATION BOUNDARY.
640480	TCX-1-3100-4US1 TCX-RCESSG-04-U1 A30 859RB	F-B NOTE 1	VT-3 1 - -	- - -	- X	NA	S.G. UPPER LATERAL SUPPORT. 1457F34. TDLR VERIFICATION BOUNDARY.
640490	TCX-1-3100-4US2 TCX-RCESSG-04-U2 A30 859RB	F-B NOTE 1	VT-3 1 - -	- - -	- X	NA	S.G. UPPER LATERAL SUPPORT. 1457F34. TDLR VERIFICATION BOUNDARY.
640500	TCX-1-3100-4US3 TCX-RCESSG-04-U3 A30 859RB	F-B NOTE 1	VT-3 1 - -	- - -	- X	NA	S.G. UPPER LATERAL SUPPORT. 1457F35. RING. TDLR VERIFICATION BOUNDARY.
640510	TCX-1-3100-4SN1 TCX-RCESHS-04-SN1 A30 859RB	F-C NOTE 1	VT-3 1 - -	- - -	- X	NA	S.G. HYD. SNUBBER. PD14856. TDLR VERIFICATION BOUNDARY.

COMANCHE PEAK UNIT 2
 INSERVICE INSPECTION PLAN
 CLASS 1 SCHED/COMPL COMPONENTS

SUMMARY EXAMINATION AREA NUMBER IDENTIFICATION	INSPECTION INTERVAL ASME SEC. XI CATGY WDE ITEM NO METH	PLAN STATUS			PRESERVICE YEAR	INSTRUCTIONS
		FIRST PERIOD	SECOND PERIOD	THIRD PERIOD		
		1 2	1 2 3	1 2		**CALIBRATION BLOCK**

REACTOR COOLANT TCX-RCPCSG-04

640520 TCX-1-3100-4SN2 F-C VT-3 1 - - - - - X NA S.G. HYD. SNUBBER. PD14856.
 TCX-RCESHS-04-SN2 NOTE 1 TDLR VERIFICATION BOUNDARY.
 A30 859RB

REACTOR COOLANT TCX-RCPCPC-01

640530 TCX-1-5100-1P1 F-C VT-3 1 C - - - - - NA RC PUMP COLUMN SUPPORTS.
 TCX-RCESPC-01-P1 NOTE 1 1457F29. TDLR VERIFICATION
 R154H812RB BOUNDARY.

640540 TCX-1-5100-1P2 F-C VT-3 1 C - - - - - NA RC PUMP COLUMN SUPPORTS.
 TCX-RCESPC-01-P2 NOTE 1 1457F29. TDLR VERIFICATION
 R154H812RB BOUNDARY.

640550 TCX-1-5100-1P3 F-C VT-3 1 C - - - - - NA RC PUMP COLUMN SUPPORTS.
 TCX-RCESPC-01-P3 NOTE 1 1457F29. TDLR VERIFICATION
 R154H812RB BOUNDARY.

640560 TCX-1-5100-1T1 F-C VT-3 1 C - - - - - NA RC PUMP TIE RODS. 1457F33.
 TCX-RCESPC-01-T1 NOTE 1 TDLR VERIFICATION BOUNDARY.
 R154H830RB

640570 TCX-1-5100-1T2 F-C VT-3 1 C - - - - - NA RC PUMP TIE RODS. 1457F33.
 TCX-RCESPC-01-T2 NOTE 1 TDLR VERIFICATION BOUNDARY.
 R154H830RB

640580 TCX-1-5100-1T3 F-C VT-3 1 C - - - - - NA RC PUMP TIE RODS. 1457F33.
 TCX-RCESPC-01-T3 NOTE 1 TDLR VERIFICATION BOUNDARY.
 R154H830RB

INSERVICE INSPECTION PLAN
CLASS 1 SCHED/COMPL COMPONENTS

SUMMARY EXAMINATION AREA NUMBER IDENTIFICATION	INSPECTION INTERVAL ASME SEC. XI CATGY NDE ITEM NO METH	PLAN STATUS			PRESERVICE YEAR	INSTRUCTIONS **CALIBRATION BLOCK**
		FIRST PERIOD	SECOND PERIOD	THIRD PERIOD		
		1 2	1 2 3	1 2		

REACTOR COOLANT TCX-RCPCPC-02

640590	TCX-1-5100-2P1 TCX-RCESPC-02-P1 A25 812RB	F-C VT-3 1 - - NOTE 1	- - -	X -	NA	RC PUMP COLUMN SUPPORTS. 1457F29. TDLR VERIFICATION BOUNDARY.
640600	TCX-1-5100-2P2 TCX-RCESPC-02-P2 A25 812RB	F-C VT-3 1 - - NOTE 1	- - -	X -	NA	RC PUMP COLUMN SUPPORTS. 1457F29. TDLR VERIFICATION BOUNDARY.
640610	TCX-1-5100-2P3 TCX-RCESPC-02-P3 A25 812RB	F-C VT-3 1 - - NOTE 1	- - -	X -	NA	RC PUMP COLUMN SUPPORTS. 1457F29. TDLR VERIFICATION BOUNDARY.
640620	TCX-1-5100-2T1 TCX-RCESPC-02-T1 A25 830RB	F-C VT-3 1 - - NOTE 1	- - -	X -	NA	RC PUMP TIE RODS. 1457F33. TDLR VERIFICATION BOUNDARY.
640630	TCX-1-5100-2T2 TCX-RCESPC-02-T2 A25 830RB	F-C VT-3 1 - - NOTE 1	- - -	X -	NA	RC PUMP TIE RODS. 1457F33. TDLR VERIFICATION BOUNDARY.
640640	TCX-1-5100-2T3 TCX-RCESPC-02-T3 A25 830RB	F-C VT-3 1 - - NOTE 1	- - -	X -	NA	RC PUMP TIE RODS. 1457F33. TDLR VERIFICATION BOUNDARY.

REACTOR COOLANT TCX-RCPCPC-03

640650	TCX-1-5100-3P1 TCX-RCESPC-03-P1 R155J812RB	F-C VT-3 1 - - NOTE 1	C - -	- -	NA	RC PUMP COLUMN SUPPORTS. 1457F29. TDLR VERIFICATION BOUNDARY.
--------	--	--------------------------	-------	-----	----	---

COMANCHE PEAK UNIT 2
 INSERVICE INSPECTION PLAN
 CLASS 1 SCHED/COMPL COMPONENTS

SUMMARY EXAMINATION AREA NUMBER IDENTIFICATION	INSPECTION INTERVAL ASME SEC. XI CATGY NDE ITEM NO METH	PLAN STATUS			PRESERVICE YEAR	INSTRUCTIONS **CALIBRATION BLOCK**
		FIRST PERIOD	SECOND PERIOD	THIRD PERIOD		
		1 2	1 2 3	1 2		

REACTOR COOLANT TCX-RCPCPC-03

640660	TCX-1-5100-3P2 TCX-RCESPC-03-P2 R155J812RB	F-C NOTE 1	VT-3 1 - -	C - - - -	NA	RC PUMP COLUMN SUPPORTS. 1457F29. TDLR VERIFICATION BOUNDARY.
640670	TCX-1-5100-3P3 TCX-RCESPC-03-P3 R155J812RB	F-C NOTE 1	VT-3 1 - -	C - - - -	NA	RC PUMP COLUMN SUPPORTS. 1457F29. TDLR VERIFICATION BOUNDARY.
640680	TCX-1-5100-3T1 TCX-RCESPC-03-T1 R155J830RB	F-C NOTE 1	VT-3 1 - -	C - - - -	NA	RC PUMP TIE RODS. 1457F33. TDLR VERIFICATION BOUNDARY.
640690	TCX-1-5100-3T2 TCX-RCESPC-03-T2 R155J830RB	F-C NOTE 1	VT-3 1 - -	C - - - -	NA	RC PUMP TIE RODS. 1457F33. TDLR VERIFICATION BOUNDARY.
640700	TCX-1-5100-3T3 TCX-RCESPC-03-T3 R155J830RB	F-C NOTE 1	VT-3 1 - -	C - - - -	NA	RC PUMP TIE RODS. 1457F33. TDLR VERIFICATION BOUNDARY.

REACTOR COOLANT TCX-RCPCPC-04

640710	TCX-1-5100-4P1 TCX-RCESPC-04-P1 R155K812RB	F-C NOTE 1	VT-3 1 - C	- - - -	NA	RC PUMP COLUMN SUPPORTS. 1457F29. TDLR VERIFICATION BOUNDARY.
640720	TCX-1-5100-4P2 TCX-RCESPC-04-P2 R155K812RB	F-C NOTE 1	VT-3 1 - C	- - - -	NA	RC PUMP COLUMN SUPPORTS. 1457F29. TDLR VERIFICATION BOUNDARY.

COMANCHE PEAK UNIT 2
INSERVICE INSPECTION PLAN
CLASS 1 SCHED/COMPL COMPONENTS

SUMMARY EXAMINATION AREA NUMBER IDENTIFICATION	INSPECTION INTERVAL ASME SEC. XI CATGY NDE ITEM NO METH	PLAN STATUS			PRESERVICE YEAR	INSTRUCTIONS **CALIBRATION BLOCK**
		FIRST PERIOD	SECOND PERIOD	THIRD PERIOD		
		1 2	1 2 3	1 2		

REACTOR COOLANT TCX-RCPCPC-04

640730	TCX-1-5100-4P3 TCX-RCESPC-04-P3 R155K812RB	F-C VT-3 1 - C NOTE 1	- - - - -	NA	RC PUMP COLUMN SUPPORTS. 1457F29. TDLR VERIFICATION BOUNDARY.
640740	TCX-1-5100-4T1 TCX-RCESPC-04-T1 R155K830RB	F-C VT-3 1 - C NOTE 1	- - - - -	NA	RC PUMP TIE RODS. 1457F33. TDLR VERIFICATION BOUNDARY.
640750	TCX-1-5100-4T2 TCX-RCESPC-04-T2 R155K830RB	F-C VT-3 1 - C NOTE 1	- - - - -	NA	RC PUMP TIE RODS. 1457F33. TDLR VERIFICATION BOUNDARY.
640760	TCX-1-5100-4T3 TCX-RCESPC-04-T3 R155K830RB	F-C VT-3 1 - C NOTE 1	- - - - -	NA	RC PUMP TIE RODS. 1457F33. TDLR VERIFICATION BOUNDARY.

REACTOR COOLANT TCX-RCPCPR-01

640770	TCX-1-2100-US1 TCX-RCESPR-01-W1 R161A905RB	F-B VT-3 1 - C NOTE 1	- - - - -	NA	PRESSURIZER UPPER LATERAL SUPPORTS. 1457F36. TDLR VERIFICATION BOUNDARY.
640780	TCX-1-2100-US2 TCX-RCESPR-01-W2 R161A905RB	F-B VT-3 1 - C NOTE 1	- - - - -	NA	PRESSURIZER UPPER LATERAL SUPPORTS. 1457F36. TDLR VERIFICATION BOUNDARY.
640790	TCX-1-2100-US3 TCX-RCESPR-01-W3 R161A905RB	F-B VT-3 1 - C NOTE 1	- - - - -	NA	PRESSURIZER UPPER LATERAL SUPPORTS. 1457F36. TDLR VERIFICATION BOUNDARY.

INSERVICE INSPECTION PLAN
CLASS 1 SCHED/COMPL COMPONENTS

SUMMARY EXAMINATION AREA NUMBER IDENTIFICATION	INSPECTION INTERVAL		PLAN STATUS			PRESERVICE YEAR	INSTRUCTIONS
	ASME SEC. XI CATGY NDE ITEM NO METH		FIRST PERIOD	SECOND PERIOD	THIRD PERIOD		
			1 2	1 2 3	1 2		**CALIBRATION BLOCK**

REACTOR COOLANT TCX-RCPCPR-01

640800 TCX-1-2100-US4 F-B VT-3 1 - C - - - - - NA PRESSURIZER UPPER LATERAL
 TCX-RCESPR-01-W4 NOTE 1 SUPPORTS. 1457F36. TDLR
 R161A905RB VERIFICATION BOUNDARY.

640810 TCX-1-2100-LS1 F-B VT-3 1 - C - - - - - NA PRESSURIZER LOWER SUPPORT.
 TCX-RCESPR-01 NOTE 1 TDLR VERIFICATION BOUNDARY.
 R161A905RB

SAFETY INJECTION 2-SI-2-059-2501R-1

40830 TCX-1-4108-MR2 F-B VT-3 1 C - - - - - NA MOMENT RESTRAINT. S1-0538-11
 CP2-SISSMR-02 NOTE 1
 R154A820RB

SAFETY INJECTION 6-SI-2-101-2501R-1

640840 TCX-1-4203-MR3 F-B VT-3 1 - - C - - - - - NA MOMENT RESTRAINT. S1-0538-06
 CP2-SISSMR-03 NOTE 1
 R154B823RB

SAFETY INJECTION 8-SI-2-090-2501R-1

640870 TCX-1-4202-MR6 F-B VT-3 1 - - C - - - - - NA MOMENT RESTRAINT. S1-0538-03
 CP2-SISSMR-06 NOTE 1
 R154B820RB

SAFETY INJECTION 3-SI-2-303-2501R-1

640900 TCX-1-4600-MR9 F-B VT-3 1 - C - - - - - NA MOMENT RESTRAINT. S1-0538-13
 CP2-SISSMR-09 NOTE 1
 R154A808RB

COMANCHE PEAK UNIT 2
INSERVICE INSPECTION PLAN
CLASS 2 SCHED/COMPL COMPONENTS

		INSPECTION INTERVAL		PLAN STATUS			PRESERVICE YEAR	
				FIRST PERIOD	SECOND PERIOD	THIRD PERIOD		
SUMMARY EXAMINATION AREA		ASME						
NUMBER IDENTIFICATION		SEC. XI						
		CATGY NDE	O U T A G E					INSTRUCTIONS
		ITEM NO METH	1 2	1 2 3	1 2			**CALIBRATION BLOCK**

CHEMICAL & VOLUME CONTROL 4-CS-2-076-2501R-2

652900 TCX-2-2569-H5 F-C VT-3 1 - - - - - X - NA STRUT
 CS-2-076-402-A42R NOTE 1
 818AB

653300 TCX-2-2569-H1 F-C VT-3 1 - - - - - X - NA SNUBBER
 CS-2-076-407-A42K NOTE 1
 818AB

CHEMICAL & VOLUME CONTROL 4-CS-2-085-2501R-2

53400 TCX-2-2570-H1 F-C VT-3 1 C - - - - - NA SPRING
 CS-2-085-402-A42S NOTE 1
 R194 818AB

CHEMICAL & VOLUME CONTROL 4-CS-2-346-2501R-2

655400 TCX-2-2570-H11 F-C VT-3 1 C - - - - - NA STRUT
 CS-2-346-401-A42R NOTE 1
 R202 816AB

CHEMICAL & VOLUME CONTROL 3-CS-2-628-2501R-2

655600 TCX-2-2569-H7 F-C VT-3 1 - - - - - X - NA SNUBBER
 CS-2-628-402-A42K NOTE 1
 819AB

CHEMICAL & VOLUME CONTROL 3-CS-2-629-2501R-2

655700 TCX-2-2570-H7 F-C VT-3 1 C - - - - - NA STRUT
 CS-2-629-700-A42R NOTE 1
 R202 818AB

INSERVICE INSPECTION PLAN
CLASS 2 SCHED/COMPL COMPONENTS

SUMMARY EXAMINATION AREA NUMBER IDENTIFICATION	INSPECTION INTERVAL ASME SEC. XI CATGY NDE ITEM NO METH	PLAN STATUS			PRESERVICE YEAR	INSTRUCTIONS **CALIBRATION BLOCK**
		FIRST PERIOD	SECOND PERIOD	THIRD PERIOD		
		1 2	1 2 3	1 2		

CHEMICAL & VOLUME CONTROL 2-CS-2-086-2501R-2

655800 TCX-2-2570-H9 F-C VT-3 1 C - - - - - NA SNUBBER
 CS-2-AB-071-004-2 NOTE 1
 R202 818AB

655900 TCX-2-2570-H8 F-C VT-3 1 C - - - - - NA SPRING
 CS-2-AB-071-005-2 NOTE 1
 R202 818AB

CONTAINMENT SPRAY 16-CT-2-002-151R-2

56500 TCX-2-2536-H1 F-C VT-3 1 - - - - X - - NA SNUBBER
 CT-2-002-402-S22K NOTE 1
 788SB

656550 TCX-2-2536-H1 C-C PT 1 - - - - X - - 92 WELDED ATTACHMENT
 CT-2-002-402-S22K C3.20
 788SB

CONTAINMENT SPRAY 16-CT-2-003-151R-2

656800 TCX-2-2575-H1 F-C VT-3 1 - - - - X - - NA BOX
 CT-2-003-401-S32A NOTE 1
 802SB

656850 TCX-2-2575-H1 C-C PT 1 - - - - X - - 92 WELDED ATTACHMENT
 CT-2-003-401-S32A C3.20
 802SB

INSERVICE INSPECTION PLAN
CLASS 2 SCHED/COMPL COMPONENTS

SUMMARY EXAMINATION AREA NUMBER IDENTIFICATION	INSPECTION INTERVAL ASME SEC. XI CATGY NDE ITEM NO METH	PLAN STATUS			PRESERVICE YEAR	INSTRUCTIONS **CALIBRATION BLOCK**
		FIRST PERIOD	SECOND PERIOD	THIRD PERIOD		
		1 2	1 2 3	1 2		

CONTAINMENT SPRAY 16-CT-2-003-151R-2

656900	TCX-2-2575-H5 CT-2-003-402-S32R 802SB	F-C NOTE 1	VT-3 1 - -	- - X - -	NA	STRUT
657000	TCX-2-2575-H7 CT-2-003-403-S32R 802SB	F-C NOTE 1	VT-3 1 - -	- - X - -	NA	STRUT
657100	TCX-2-2575-H6 CT-2-003-404-S32R 802SB	F-C NOTE 1	VT-3 1 - -	- - X - -	NA	STRUT
657200	TCX-2-2575-H8 CT-2-003-405-S32S 802SB	F-C NOTE 1	VT-3 1 - -	- - X - -	NA	SPRING
657300	TCX-2-2575-H9 CT-2-003-406-S32R 800SB	F-C NOTE 1	VT-3 1 - -	- - X - -	NA	STRUT
657400	TCX-2-2575-H10 CT-2-003-407-S32R 793SB	F-C NOTE 1	VT-3 1 - -	- - X - -	NA	STRUT

CONTAINMENT SPRAY 16-CT-2-004-151R-2

657500	TCX-2-2577-H5 CT-2-004-401-S32R 792SB	F-C NOTE 1	VT-3 1 - -	- - X - -	NA	STRUT
--------	---	---------------	------------	-----------	----	-------

COMANCHE PEAK UNIT 2
 INSERVICE INSPECTION PLAN
 CLASS 2 SCHED/COMPL COMPONENTS

		INSPECTION INTERVAL		PLAN STATUS			PRESERVICE YEAR	
				FIRST PERIOD	SECOND PERIOD	THIRD PERIOD		
SUMMARY EXAMINATION AREA		ASME						
NUMBER IDENTIFICATION		SEC. XI						
		CATGY NDE			O U T A G E			INSTRUCTIONS
		ITEM NO METH	1 2	1 2 3	1 2			**CALIBRATION BLOCK**

CONTAINMENT SPRAY 12-CT-2-005-151R-2

657900	TCX-2-2576-H5 CT-2-005-404-S22K 785SB	F-C	VT-3	1 - -	- - X	- -	NA	SNUBBER
		NOTE 1						
658300	TCX-2-2576-H1 CT-2-005-408-S22S 780SB	F-C	VT-3	1 - -	- - X	- -	NA	SPRING
		NOTE 1						
658350	TCX-2-2576-H1 CT-2-005-408-S22S 780SB	C-C	PT	1 - -	- - X	- -	92	WELDED ATTACHMENT
		C3.20						

CONTAINMENT SPRAY 12-CT-2-006-151R-2

658800	TCX-2-2576-H2 CT-2-006-407-S22S 779SB	F-C	VT-3	1 - -	- - X	- -	NA	SPRING
		NOTE 1						
658850	TCX-2-2576-H2 CT-2-006-407-S22S 779SB	C-C	PT	1 - -	- - X	- -	92	WELDED ATTACHMENT
		C3.20						

CONTAINMENT SPRAY 12-CT-2-007-151R-2

659400	TCX-2-2578-H12 CT-2-007-406-S22R 781SB	F-C	VT-3	1 - -	- - X	- -	NA	STRUT
		NOTE 1						

INSERVICE INSPECTION PLAN
CLASS 2 SCHED/COMPL COMPONENTS

SUMMARY EXAMINATION AREA NUMBER IDENTIFICATION	INSPECTION INTERVAL ASME SEC. XI CATGY NDE ITEM NO METH	PLAN STATUS			PRESERVICE YEAR	INSTRUCTIONS **CALIBRATION BLOCK**
		FIRST PERIOD	SECOND PERIOD	THIRD PERIOD		
		1 2	1 2 3	1 2		

CONTAINMENT SPRAY 12-CT-2-007-151R-2

659600 TCX-2-2578-H14 F-C VT-3 1 - - - - X - - NA STRUT
 CT-2-007-408-S22R NOTE 1
 781SB

CONTAINMENT SPRAY 12-CT-2-008-151R-2

659700 TCX-2-2578-H1 F-C VT-3 1 - - - - X - - NA SPRING
 CT-2-008-401-S22S NOTE 1
 779SB

659750 TCX-2-2578-H1 C-C PT 1 - - - - X - - 92 WELDED ATTACHMENT
 CT-2-008-401-S22S C3.20
 779SB

CONTAINMENT SPRAY 16-CT-2-013-301R-2

662200 TCX-2-2571-H15 F-C VT-3 1 - - - - X - - NA SNUBBER
 CT-2-013-408-S42K NOTE 1
 818SB

CONTAINMENT SPRAY 16-CT-2-025-301R-2

664640 TCX-2-2539-H2 F-C VT-3 1 - - - - X - - NA HANGER
 CT-2-025-401-S22R NOTE 1
 R62E 785SB

664670 TCX-2-2539-H5 F-C VT-3 1 - - - - X - - NA HANGER
 CT-2-025-402-S22S NOTE 1
 R62E 785SB

COMANCHE PEAK UNIT 2
INSERVICE INSPECTION PLAN
CLASS 2 SCHED/COMPL COMPONENTS

		INSPECTION INTERVAL		PLAN STATUS			PRESERVICE YEAR	
				FIRST PERIOD	SECOND PERIOD	THIRD PERIOD		
SUMMARY EXAMINATION AREA		ASME					INSTRUCTIONS	
NUMBER IDENTIFICATION		SEC. XI					**CALIBRATION BLOCK**	
		CATGY NDE			O U T A G E			
		ITEM NO METH	1 2	1 2 3	1 2			

CONTAINMENT SPRAY 16-CT-2-121-151R-2

665000	TCX-2-2577-H1 CT-2-121-403-S22S 790SB	F-C	VT-3	1 - -	- - X	- -	NA	SPRING
		NOTE 1						
665050	TCX-2-2577-H1 CT-2-121-403-S22S 790SB	C-C	PT	1 - -	- - X	- -	92	WELDED ATTACHMENT
		C3.20						

FEEDWATER 18-FW-2-017-1303-2

665600	TCX-2-2301-H23 FW-2-017-433-C42S 827RB	F-C	VT-3	1 - -	- - -	- X	NA	SPRING. TDLR VERIFICATION BOUNDARY
		NOTE 1						
665800	TCX-2-2301-H19 FW-2-017-441-C72R 888RB	F-C	VT-3	1 - -	- - -	- X	NA	STRUT. TDLR VERIFICATION BOUNDARY
		NOTE 1						
665900	TCX-2-2301-H2 FW-2-017-444-C72K R155N888RB	F-C	VT-3	1 - -	C - -	- -	NA	SNUBBER. TDLR VERIFICATION BOUNDARY
		NOTE 1						
665910	TCX-2-2301-H16 FW-2-017-445-C72R 888RB	F-C	VT-3	1 - -	- - -	- X	NA	STRUT. TDLR VERIFICATION BOUNDARY
		NOTE 1						
665950	TCX-2-2301-H2 FW-2-017-444-C72K R155N888RB	C-C	MT	1 - -	C - -	- -	92	WELDED ATTACHMENT
		C3.20						

INSERVICE INSPECTION PLAN
CLASS 2 SCHED/COMPL COMPONENTS

SUMMARY EXAMINATION AREA NUMBER IDENTIFICATION	INSPECTION INTERVAL	PLAN STATUS			PRESERVICE YEAR	INSTRUCTIONS
		FIRST PERIOD	SECOND PERIOD	THIRD PERIOD		
	ASME SEC. XI					
	CATGY NDE	O U T A G E				
	ITEM NO METH	1 2	1 2 3	1 2		**CALIBRATION BLOCK**

FEEDWATER 18-FW-2-017-1303-2

666000	TCX-2-2301-H3 FW-2-017-446-C72R R155N888RB	F-C	VT-3	1 - -	C - - - -	NA	STRUT. TDLR VERIFICATION BOUNDARY
		NOTE 1					
666050	TCX-2-2301-H3 FW-2-017-446-C72R R155N888RB	C-C	MT	1 - -	C - - - -	92	WELDED ATTACHMENT
		C3.20					
666100	TCX-2-2301-H13 FW-2-017-450-C72S 888RB	F-C	VT-3	1 - -	- - - - X	NA	SPRING. TDLR VERIFICATION BOUNDARY
		NOTE 1					
666200	TCX-2-2301-H12 FW-2-017-451-C72R 888RB	F-C	VT-3	1 - -	- - - - X	NA	STRUT. TDLR VERIFICATION BOUNDARY
		NOTE 1					
666300	TCX-2-2301-H11 FW-2-017-453-C62R 870RB	F-C	VT-3	1 - -	- - - - X	NA	STRUT. TDLR VERIFICATION BOUNDARY
		NOTE 1					
666400	TCX-2-2301-H5 FW-2-017-454-C52K R155N856RB	F-C	VT-3	1 - -	C - - - -	NA	SNUBBER. TDLR VERIFICATION BOUNDARY
		NOTE 1					
666450	TCX-2-2301-H5 FW-2-017-454-C52K R155N856RB	C-C	MT	1 - -	C - - - -	92	WELDED ATTACHMENT
		C3.20					

COMANCHE PEAK UNIT 2
 INSERVICE INSPECTION PLAN
 CLASS 2 SCHED/COMPL COMPONENTS

		INSPECTION INTERVAL		PLAN STATUS			PRESERVICE YEAR	INSTRUCTIONS
				FIRST PERIOD	SECOND PERIOD	THIRD PERIOD		
SUMMARY EXAMINATION AREA		ASME						
NUMBER IDENTIFICATION		SEC. XI						
		CATGY NDE			O U T A G E			
		ITEM NO METH	1 2	1 2 3	1 2			**CALIBRATION BLOCK**

FEEDWATER 18-FW-2-017-1303-2

666500	TCX-2-2301-H10 FW-2-017-456-CS2R 856RB	F-C	VT-3	1 - -	- - -	- X	NA	STRUT. TDLR VERIFICATION BOUNDARY
		NOTE 1						
666600	TCX-2-2301-H24 FW-2-017-700-C42K 827RB	F-C	VT-3	1 - -	- - -	- X	NA	SNUBBER. TDLR VERIFICATION BOUNDARY
		NOTE 1						
666700	TCX-2-2301-H1 FW-2-017-701-CS2R R155N849RB	F-C	VT-3	1 - -	C - -	- -	NA	HANGER. TDLR VERIFICATION BOUNDARY
		NOTE 1						
666750	TCX-2-2301-H1 FW-2-017-701-CS2R R155N849RB	C-C	MT	1 - -	C - -	- -	92	WELDED ATTACHMENT
		C3.20						
666800	TCX-2-2301-H14 FW-2-017-702-C72R 888RB	F-C	VT-3	1 - -	- - -	- X	NA	STRUT. TDLR VERIFICATION BOUNDARY
		NOTE 1						
666900	TCX-2-2301-H4 FW-2-017-703-C62R R155N873RB	F-C	VT-3	1 - -	C - -	- -	NA	STRUT. TDLR VERIFICATION BOUNDARY
		NOTE 1						
666950	TCX-2-2301-H4 FW-2-017-703-C62R R155N873RB	C-C	MT	1 - -	C - -	- -	92	WELDED ATTACHMENT
		C3.20						

INSERVICE INSPECTION PLAN
CLASS 2 SCHED/COMPL COMPONENTS

SUMMARY EXAMINATION AREA NUMBER IDENTIFICATION	INSPECTION INTERVAL		PLAN STATUS			PRESERVICE YEAR	INSTRUCTIONS **CALIBRATION BLOCK**
	ASME SEC. XI CATGY NDE ITEM NO METH		FIRST PERIOD	SECOND PERIOD	THIRD PERIOD		
			1 2	1 2 3	1 2		

FEEDWATER 18-FW-2-017-1303-2

667000 TCX-2-2301-H15 FW-2-017-704-C72R 888RB	F-C VT-3	1 - -	- - -	- X	NA	STRUT. TDLR VERIFICATION BOUNDARY
667100 TCX-2-2301-H20 FW-2-017-705-C72R 888RB	F-C VT-3	1 - -	- - -	- X	NA	STRUT. TDLR VERIFICATION BOUNDARY

FEEDWATER 18-FW-2-018-1303-2

667400 TCX-2-2202-H6 FW-2-018-434-C52R R155L856RB	F-C VT-3	1 - -	C - -	- -	NA	STRUT. TDLR VERIFICATION BOUNDARY
667500 TCX-2-2201-H4 FW-2-018-441-C72R R155N888RB	F-C VT-3	1 - -	C - -	- -	NA	STRUT. TDLR VERIFICATION BOUNDARY
667550 TCX-2-2201-H4 FW-2-018-441-C72R R155N888RB	C-C MT C3.20	1 - -	C - -	- -	92	WELDED ATTACHMENT
667600 TCX-2-2201-H9 FW-2-018-443-C72R R155N808RB	F-C VT-3	1 - -	C - -	- -	NA	STRUT. TDLR VERIFICATION BOUNDARY
667800 TCX-2-2201-H10 FW-2-018-445-C72R R155N888RB	F-C VT-3	1 - -	C - -	- -	NA	STRUT. TDLR VERIFICATION BOUNDARY

INSERVICE INSPECTION PLAN
CLASS 2 SCHED/COMPL COMPONENTS

SUMMARY EXAMINATION AREA NUMBER IDENTIFICATION	INSPECTION INTERVAL ASME SEC. XI CATGY NDE ITEM NO METH	PLAN STATUS			PRESERVICE YEAR	INSTRUCTIONS **CALIBRATION BLOCK**
		FIRST PERIOD	SECOND PERIOD	THIRD PERIOD		
		1 2	1 2 3	1 2		

FEEDWATER 18-FW-2-018-1303-2

667900 TCX-2-2201-H3 FW-2-018-446-C72R R155N888RB	F-C VT-3 NOTE 1	1 - -	C - -	- -	NA	STRUT. TDLR VERIFICATION BOUNDARY
667950 TCX-2-2201-H3 FW-2-018-446-C72R R155N888RB	C-C MT C3.20	1 - -	C - -	- -	92	WELDED ATTACHMENT. TDLR VERIFICATION BOUNDARY.
668000 TCX-2-2201-H11 FW-2-018-447-C72R R155N888RB	F-C VT-3 NOTE 1	1 - -	C - -	- -	NA	STRUT. TDLR VERIFICATION BOUNDARY
668100 TCX-2-2201-H2 FW-2-018-448-C72K R155N888RB	F-C VT-3 NOTE 1	1 - -	C - -	- -	NA	SNUBBER. TDLR VERIFICATION BOUNDARY
668150 TCX-2-2201-H2 FW-2-018-448-C72K R155N888RB	C-C MT C3.20	1 - -	C - -	- -	92	WELDED ATTACHMENT. TDLR VERIFICATION BOUNDARY.
668200 TCX-2-2201-H12 FW-2-018-449-C72R R155N888RB	F-C VT-3 NOTE 1	1 - -	C - -	- -	NA	STRUT. TDLR VERIFICATION BOUNDARY
668400 TCX-2-2201-H14 FW-2-018-452-C52R R154J859RB	F-C VT-3 NOTE 1	1 - -	C - -	- -	NA	STRUT. TDLR VERIFICATION BOUNDARY

INSERVICE INSPECTION PLAN
CLASS 2 SCHED/COMPL COMPONENTS

SUMMARY EXAMINATION AREA NUMBER IDENTIFICATION	INSPECTION INTERVAL	PLAN STATUS			PRESERVICE YEAR	INSTRUCTIONS
		FIRST PERIOD	SECOND PERIOD	THIRD PERIOD		
	ASME					
	SEC. XI					
	CATGY NDE	O U T A G E				
	ITEM NO METH	1 2	1 2 3	1 2		**CALIBRATION BLOCK**

FEEDWATER 18-FW-2-018-1303-2

668500	TCX-2-2201-H15 FW-2-018-453-C52R R154J856RB	F-C	VT-3	1 - -	C - - - -	NA	STRUT. TDLR VERIFICATION BOUNDARY
		NOTE 1					
668600	TCX-2-2201-H17 FW-2-018-456-C52R R154J834RB	F-C	VT-3	1 - -	C - - - -	NA	STRUT. TDLR VERIFICATION BOUNDARY
		NOTE 1					
668700	TCX-2-2201-H19 FW-2-018-457-C42S R154J827RB	F-C	VT-3	1 - -	C - - - -	NA	SPRING. TDLR VERIFICATION BOUNDARY
		NOTE 1					
668800	TCX-2-2201-H1 FW-2-018-458-C42K R154J828RB	F-C	VT-3	1 - -	C - - - -	NA	SNUBBER. TDLR VERIFICATION BOUNDARY
		NOTE 1					
668850	TCX-2-2201-H1 FW-2-018-458-C42K R154J828RB	C-C	MT	1 - -	C - - - -	92	WELDED ATTACHMENT. TDLR VERIFICATION BOUNDARY.
		C3.20					
668900	TCX-2-2201-H16 FW-2-018-700-C52R R154J855RB	F-C	VT-3	1 - -	C - - - -	NA	STRUT. TDLR VERIFICATION BOUNDARY
		NOTE 1					
669000	TCX-2-2201-H7 FW-2-018-703-C72R R155N882RB	F-C	VT-3	1 - -	C - - - -	NA	STRUT. TDLR VERIFICATION BOUNDARY
		NOTE 1					

INSERVICE INSPECTION PLAN
CLASS 2 SCHED/COMPL COMPONENTS

SUMMARY EXAMINATION AREA NUMBER IDENTIFICATION	INSPECTION INTERVAL	PLAN STATUS			PRESERVICE YEAR	INSTRUCTIONS
		FIRST PERIOD	SECOND PERIOD	THIRD PERIOD		
	ASME					
	SEC. XI					
	CATGY NDE	O U T A G E				
	ITEM NO METH	1 2	1 2 3	1 2		**CALIBRATION BLOCK**

FEEDWATER 18-FW-2-018-1303-2

669100	TCX-2-2201-H5 FW-2-018-704-C62R R155N866RB	F-C	VT-3	1 - -	C - - -	NA	STRUT. TDLR VERIFICATION BOUNDARY
669150	TCX-2-2201-H5 FW-2-018-704-C62R R155N866RB	C-C	MT	1 - -	C - - -	92	WELDED ATTACHMENT. TDLR VERIFICATION BOUNDARY.

FEEDWATER 18-FW-2-019-1303-2

59200	TCX-2-2101-H12 FW-2-019-401-C42S R100A827RB	F-C	VT-3	1 C -	- - -	NA	SPRING. TDLR VERIFICATION BOUNDARY
669300	TCX-2-2101-H8 FW-2-019-402-C52S R154I856RB	F-C	VT-3	1 C -	- - -	NA	SPRING. TDLR VERIFICATION BOUNDARY
669400	TCX-2-2101-H1 FW-2-019-404-C42K R154I827RB	F-C	VT-3	1 C -	- - -	NA	SNUBBER. TDLR VERIFICATION BOUNDARY
669450	TCX-2-2101-H1 FW-2-019-404-C42K R154I827RB	C-C	MT	1 C -	- - -	92	WELDED ATTACHMENT. TDLR VERIFICATION BOUNDARY.
669500	TCX-2-2101-H7 FW-2-019-405-C52K R154I856RB	F-C	VT-3	1 C -	- - -	NA	SNUBBER. TDLR VERIFICATION BOUNDARY

INSERVICE INSPECTION PLAN
CLASS 2 SCHED/COMPL COMPONENTS

SUMMARY EXAMINATION AREA NUMBER IDENTIFICATION	INSPECTION INTERVAL ASME SEC. XI CATGY NDE ITEM NO METH	PLAN STATUS			PRESERVICE YEAR	INSTRUCTIONS **CALIBRATION BLOCK**
		FIRST PERIOD	SECOND PERIOD	THIRD PERIOD		
		1 2	1 2 3	1 2		

FEEDWATER 18-FW-2-019-1303-2

669600 TCX-2-2101-H2 FW-2-019-406-C52R R100A850RB	F-C VT-3 1 C - NOTE 1	- - -	- -	NA	STRUT. TDLR VERIFICATION BOUNDARY
669650 TCX-2-2101-H2 FW-2-019-406-C52R R154I850RB	C-C MT 1 C - C3.20	- - -	- -	92	WELDED ATTACHMENT. TDLR VERIFICATION BOUNDARY.
669700 TCX-2-2101-H6 FW-2-019-408-S62R R100A856SB	F-C VT-3 1 C - NOTE 1	- - -	- -	NA	STRUT. TDLR VERIFICATION BOUNDARY
669800 TCX-2-2101-H10 FW-2-019-411-C42K R154I827RB	F-C VT-3 1 C - NOTE 1	- - -	- -	NA	SNUBBER. TDLR VERIFICATION BOUNDARY
669900 TCX-2-2101-H11 FW-2-019-412-C42K R154I828RB	F-C VT-3 1 C - NOTE 1	- - -	- -	NA	SNUBBER. TDLR VERIFICATION BOUNDARY

FEEDWATER 18-FW-2-020-1303-2

670000 TCX-2-2401-H1 FW-2-020-403-C42K 827RB	F-C VT-3 1 - - NOTE 1	- - -	X -	NA	SNUBBER. TDLR VERIFICATION BOUNDARY
670010 TCX-2-2401-H7 FW-2-020-402-C52S 827RB	F-C VT-3 1 - - NOTE 1	- - -	X -	NA	SPRING. TDLR VERIFICATION BOUNDARY

COMANCHE PEAK UNIT 2
 INSERVICE INSPECTION PLAN
 CLASS 2 SCHED/COMPL COMPONENTS

SUMMARY EXAMINATION AREA NUMBER IDENTIFICATION	INSPECTION INTERVAL	PLAN STATUS			PRESERVICE YEAR	INSTRUCTIONS
		FIRST PERIOD	SECOND PERIOD	THIRD PERIOD		
	ASME SEC. XI					
	CATGY NDE	O U T A G E				
	ITEM NO METH	1 2	1 2 3	1 2		**CALIBRATION BLOCK**

FEEDWATER 18-FW-2-020-1303-2

670050	TCX-2-2401-H1 FW-2-020-403-C42K 827RB	C-C C3.20	MT	1 - -	- - -	X -	92	WELDED ATTACHMENT. TDLR VERIFICATION BOUNDARY.
670100	TCX-2-2401-H11 FW-2-020-410-C42S 827RB	F-C NOTE 1	VT-3	1 - -	- - -	X -	NA	SPRING. TDLR VERIFICATION BOUNDARY
670110	TCX-2-2401-H8 FW-2-020-407-C52K 827RB	F-C NOTE 1	VT-3	1 - -	- - -	X -	NA	SNUBBER. TDLR VERIFICATION BOUNDARY
670200	TCX-2-2401-H6 FW-2-020-413-S62R 856RB	F-C NOTE 1	VT-3	1 - -	- - -	X -	NA	STRUT. TDLR VERIFICATION BOUNDARY
670300	TCX-2-2401-H2 FW-2-020-700-C52R 842RB	F-C NOTE 1	VT-3	1 - -	- - -	X -	NA	STRUT. TDLR VERIFICATION BOUNDARY
670350	TCX-2-2401-H2 FW-2-020-700-C52R 842RB	C-C C3.20	MT	1 - -	- - -	X -	92	WELDED ATTACHMENT. TDLR VERIFICATION BOUNDARY.
670400	TCX-2-2401-H10 FW-2-020-701-C42K 830RB	F-C NOTE 1	VT-3	1 - -	- - -	X -	NA	SNUBBER. TDLR VERIFICATION BOUNDARY

INSERVICE INSPECTION PLAN

CLASS 2 SCHED/COMPL COMPONENTS

SUMMARY EXAMINATION AREA NUMBER IDENTIFICATION	INSPECTION INTERVAL ASME SEC. XI CATGY NDE ITEM NO METH	PLAN STATUS			PRESERVICE YEAR	INSTRUCTIONS **CALIBRATION BLOCK**
		FIRST PERIOD	SECOND PERIOD	THIRD PERIOD		
		1 2	1 2 3	1 2		

FEEDWATER 6-FW-2-095-1303-2

671900 TCX-2-2103-H7 FW-2-095-401-C62R R155L64RB	F-C VT-3 1 C - NOTE 1	- - -	- -	NA	STRUT. TDLR VERIFICATION BOUNDARY
672000 TCX-2-2103-H6 FW-2-095-401-S62R R100B870SB	F-C VT-3 1 C - NOTE 1	- - -	- -	NA	STRUT. TDLR VERIFICATION BOUNDARY
672100 TCX-2-2102-H8 FW-2-095-402-C62R 867RB	F-C VT-3 1 - - NOTE 1	- - X	- -	NA	STRUT. TDLR VERIFICATION BOUNDARY
672400 TCX-2-2103-H3 FW-2-095-404-S62R R100B863SB	F-C VT-3 1 C - NOTE 1	- - -	- -	NA	STRUT. TDLR VERIFICATION BOUNDARY
672500 TCX-2-2102-H13 FW-2-095-405-C62S 871RB	F-C VT-3 1 - - NOTE 1	- - X	- -	NA	SPRING. TDLR VERIFICATION BOUNDARY
672600 TCX-2-2102-H15 FW-2-095-408-C62S 871RB	F-C VT-3 1 - - NOTE 1	- - X	- -	NA	STANCHION. TDLR VERIFICATION BOUNDARY
672700 TCX-2-2102-H17 FW-2-095-410-C62R 866RB	F-C VT-3 1 - - NOTE 1	- - X	- -	NA	STRUT. TDLR VERIFICATION BOUNDARY

COMANCHE PEAK UNIT 2
 INSERVICE INSPECTION PLAN
 CLASS 2 SCHED/COMPL COMPONENTS

SUMMARY EXAMINATION AREA NUMBER IDENTIFICATION	INSPECTION INTERVAL	PLAN STATUS			PRESERVICE YEAR	INSTRUCTIONS
		ASME SEC. XI CATGY NDE ITEM NO METH	FIRST PERIOD	SECOND PERIOD		
			1 2	1 2 3	1 2	**CALIBRATION BLOCK**

FEEDWATER 6-FW-2-095-1303-2

672800 TCX-2-2102-H20 FW-2-095-411-C62K 862RB	F-C VT-3 NOTE 1	1 - -	- - X	- -	NA	SNUBBER. TDLR VERIFICATION BOUNDARY
672900 TCX-2-2102-H19 FW-2-095-412-C62K 863RB	F-C VT-3 NOTE 1	1 - -	- - X	- -	NA	SNUBBER. TDLR VERIFICATION BOUNDARY
673000 TCX-2-2102-H1 FW-2-095-413-C62S 869RB	F-C VT-3 NOTE 1	1 - -	- - X	- -	NA	SPRING. TDLR VERIFICATION BOUNDARY
673050 TCX-2-2102-H1 FW-2-095-413-C62S 869RB	C-C MT C3.20	1 - -	- - X	- -	92	WELDED ATTACHMENT. TDLR VERIFICATION BOUNDARY.
673100 TCX-2-2102-H16 FW-2-095-414-C62K 867RB	F-C VT-3 NOTE 1	1 - -	- - X	- -	NA	SNUBBER. TDLR VERIFICATION BOUNDARY
673200 TCX-2-2102-H18 FW-2-095-415-C62K 865RB	F-C VT-3 NOTE 1	1 - -	- - X	- -	NA	SNUBBER. TDLR VERIFICATION BOUNDARY
673300 TCX-2-2102-H14 FW-2-095-702-C62K 871RB	F-C VT-3 NOTE 1	1 - -	- - X	- -	NA	SNUBBER. TDLR VERIFICATION BOUNDARY

COMANCHE PEAK UNIT 2
 INSERVICE INSPECTION PLAN
 CLASS 2 SCHED/COMPL COMPONENTS

SUMMARY EXAMINATION AREA NUMBER IDENTIFICATION	INSPECTION INTERVAL	PLAN STATUS			PRESERVICE YEAR	INSTRUCTIONS
		FIRST PERIOD	SECOND PERIOD	THIRD PERIOD		
	ASME					
	SEC. XI					
	CATGY NDE	O U T A G E				
	ITEM NO METH	1 2	1 2 3	1 2		**CALIBRATION BLOCK**

FEEDWATER 6-FW-2-095-1303-2

673400	TCX-2-2102-H11 FW-2-095-703-C62R 869RB	F-C	VT-3	1 - -	- - X	- -	NA	STRUT. TDLR VERIFICATION BOUNDARY
		NOTE 1						
673500	TCX-2-2102-H10 FW-2-095-704-C62K 867RB	F-C	VT-3	1 - -	- - X	- -	NA	SNUBBER. TDLR VERIFICATION BOUNDARY
		NOTE 1						
673600	TCX-2-2103-H8 FW-2-095-705-C62K R155L865RB	F-C	VT-3	1 - -	- - X	- -	NA	SNUBBER. TDLR VERIFICATION BOUNDARY
		NOTE 1						

FEEDWATER 6-FW-2-096-1303-2

673700	TCX-2-2203-H25 FW-2-096-402-C62K 866RB	F-C	VT-3	1 - -	- - -	X -	NA	SNUBBER. TDLR VERIFICATION BOUNDARY
		NOTE 1						
673800	TCX-2-2203-H23 FW-2-096-403-C62K 866RB	F-C	VT-3	1 - -	- - -	X -	NA	SNUBBER. TDLR VERIFICATION BOUNDARY
		NOTE 1						
673900	TCX-2-2203-H21 FW-2-096-407-C62S 868RB	F-C	VT-3	1 - -	- - -	X -	NA	SPRING. TDLR VERIFICATION BOUNDARY
		NOTE 1						
674000	TCX-2-2203-H18 FW-2-096-409-C62K 869RB	F-C	VT-3	1 - -	- - -	X -	NA	SNUBBER. TDLR VERIFICATION BOUNDARY
		NOTE 1						

COMANCHE PEAK UNIT 2
 INSERVICE INSPECTION PLAN
 CLASS 2 SCHED/COMPL COMPONENTS

INSPECTION INTERVAL		PLAN STATUS						PRESERVICE YEAR	INSTRUCTIONS		
		FIRST PERIOD	SECOND PERIOD	THIRD PERIOD	O U T A G E						
ASME	SEC. XI	-----									
CATGY	WDE	-----									
NUMBER	IDENTIFICATION	ITEM NO	METH	1	2	1	2	3	1	2	**CALIBRATION BLOCK**

FEEDWATER 6-FW-2-096-1303-2

674750	TCX-2-2203-H2 FW-2-096-432-C62R 867RB	C-C	MT	1	-	-	-	-	X	-	92	WELDED ATTACHMENT. TDLR VERIFICATION BOUNDARY.
674800	TCX-2-2203-H8 FW-2-096-433-C62R 868RB	F-C	VT-3	1	-	-	-	-	X	-	NA	STRUT. TDLR VERIFICATION BOUNDARY
674900	TCX-2-2203-H9 FW-2-096-434-C62R 868RB	F-C	VT-3	1	-	-	-	-	X	-	NA	STRUT. TDLR VERIFICATION BOUNDARY
675000	TCX-2-2203-H6 FW-2-096-435-C62R 867RB	F-C	VT-3	1	-	-	-	-	X	-	NA	STRUT. TDLR VERIFICATION BOUNDARY
675100	TCX-2-2203-H7 FW-2-096-436-C62R 867RB	F-C	VT-3	1	-	-	-	-	X	-	NA	STRUT. TDLR VERIFICATION BOUNDARY
675200	TCX-2-2204-H11 FW-2-096-439-C62R 864RB	F-C	VT-3	1	-	-	-	-	X	-	NA	STRUT. TDLR VERIFICATION BOUNDARY
675300	TCX-2-2204-H8 FW-2-096-442-S62R R100C863SB	F-C	VT-3	1	-	-	-	C	-	-	NA	STRUT. TDLR VERIFICATION BOUNDARY

COMANCHE PEAK UNIT 2
 INSERVICE INSPECTION PLAN
 CLASS 2 SCHED/COMPL COMPONENTS

INSPECTION INTERVAL		PLAN STATUS			PRESERVICE YEAR
		FIRST PERIOD	SECOND PERIOD	THIRD PERIOD	
ASME					
SEC. XI		-----			
SUMMARY EXAMINATION AREA		O U T A G E			INSTRUCTIONS
NUMBER	IDENTIFICATION	ITEM NO	METH		**CALIBRATION BLOCK**
		1 2	1 2 3	1 2	

FEEDWATER 6-FW-2-096-1303-2

675600	TCX-2-2204-H1 FW-2-096-702-C62K R155L864RB	F-C NOTE 1	VT-3	1 - -	C - - -	NA	SNUBBER. TDLR VERIFICATION BOUNDARY
675650	TCX-2-2204-H1 FW-2-096-702-C62K R155L864RB	C-C C3.20	MT	1 - -	C - - -	92	WELDED ATTACHMENT. TDLR VERIFICATION BOUNDARY.
675700	TCX-2-2203-H1 FW-2-096-705-C62K 867RB	F-C NOTE 1	VT-3	1 - -	- - - X -	NA	SNUBBER. TDLR VERIFICATION BOUNDARY
675750	TCX-2-2203-H1 FW-2-096-705-C62K 867RB	C-C C3.20	MT	1 - -	- - - X -	92	WELDED ATTACHMENT. TDLR VERIFICATION BOUNDARY.
675800	TCX-2-2203-H24 FW-2-096-707-C62S 865RB	F-C NOTE 1	VT-3	1 - -	- - - X -	NA	SPRING. TDLR VERIFICATION BOUNDARY
675900	TCX-2-2203-H22 FW-2-096-708-C62K 868RB	F-C NOTE 1	VT-3	1 - -	- - - X -	NA	SNUBBER. TDLR VERIFICATION BOUNDARY
676000	TCX-2-2203-H15 FW-2-096-709-C62R 880RB	F-C NOTE 1	VT-3	1 - -	- - - X -	NA	STRUT. TDLR VERIFICATION BOUNDARY

INSERVICE INSPECTION PLAN
CLASS 2 SCHED/COMPL COMPONENTS

SUMMARY EXAMINATION AREA NUMBER IDENTIFICATION	INSPECTION INTERVAL ASME SEC. XI CATGY NDE ITEM NO METH	PLAN STATUS			PRESERVICE YEAR	INSTRUCTIONS **CALIBRATION BLOCK**
		FIRST PERIOD	SECOND PERIOD	THIRD PERIOD		
		1 2	1 2 3	1 2		

FEEDWATER 6-FW-2-096-1303-2

676100	TCX-2-2203-H5 FW-2-096-710-C62K 880RB	F-C VT-3 NOTE 1	1 - -	- - -	X -	NA	SNUBBER. TDLR VERIFICATION BOUNDARY
676150	TCX-2-2203-H5 FW-2-096-710-C62K 880RB	C-C MT C3.20	1 - -	- - -	X -	92	WELDED ATTACHMENT. TDLR VERIFICATION BOUNDARY.
676300	TCX-2-2203-H17 FW-2-096-712-C62R 869RB	F-C VT-3 NOTE 1	1 - -	- - -	X -	NA	STRUT. TDLR VERIFICATION BOUNDARY
676400	TCX-2-2203-H20 FW-2-096-713-C62K 869RB	F-C VT-3 NOTE 1	1 - -	- - -	X -	NA	SNUBBER. TDLR VERIFICATION BOUNDARY
676500	TCX-2-2204-H12 FW-2-096-716-C62K 864RB	F-C VT-3 NOTE 1	1 - -	- - -	X -	NA	SNUBBER. TDLR VERIFICATION BOUNDARY

FEEDWATER 6-FW-2-097-1303-2

676600	TCX-2-2303-H9 FW-2-097-401-S62R 863SB	F-C VT-3 NOTE 1	1 - -	- - X	- -	NA	STRUT. TDLR VERIFICATION BOUNDARY
676900	TCX-2-2302-H4 FW-2-097-405-C62R 867RB	F-C VT-3 NOTE 1	1 - -	- C -	- -	NA	STRUT. TDLR VERIFICATION BOUNDARY

INSERVICE INSPECTION PLAN
CLASS 2 SCHED/COMPL COMPONENTS

SUMMARY EXAMINATION AREA NUMBER IDENTIFICATION	INSPECTION INTERVAL		PLAN STATUS			PRESERVICE YEAR	INSTRUCTIONS **CALIBRATION BLOCK**
	ASME SEC. XI CATGY NDE ITEM NO METH		FIRST PERIOD	SECOND PERIOD	THIRD PERIOD		
			1 2	1 2 3	1 2		

FEEDWATER 6-FW-2-097-1303-2

677000 TCX-2-2302-H6 FW-2-097-408-C62R	F-C NOTE 1	VT-3 1 - -	- C - - -	NA	STRUT. TDLR VERIFICATION BOUNDARY
677050 TCX-2-2302-H7 FW-2-097-412-C62R	F-C NOTE 1	VT-3 1 - -	- C - - -	NA	STRUT. TDLR VERIFICATION BOUNDARY
677100 TCX-2-2302-H8 FW-2-097-413-C62R 877RB	F-C NOTE 1	VT-3 1 - -	- C - - -	NA	STRUT. TDLR VERIFICATION BOUNDARY
677200 TCX-2-2302-H9 FW-2-097-416-C62R 880RB	F-C NOTE 1	VT-3 1 - -	- C - - -	NA	STRUT. TDLR VERIFICATION BOUNDARY
677300 TCX-2-2302-H10 FW-2-097-417-C62R 880RB	F-C NOTE 1	VT-3 1 - -	- C - - -	NA	STRUT. TDLR VERIFICATION BOUNDARY
677400 TCX-2-2302-H12 FW-2-097-424-C62R 880RB	F-C NOTE 1	VT-3 1 - -	- C - - -	NA	STRUT. TDLR VERIFICATION BOUNDARY
677500 TCX-2-2302-H13 FW-2-097-425-C62R 880RB	F-C NOTE 1	VT-3 1 - -	- C - - -	NA	STRUT. TDLR VERIFICATION BOUNDARY

INSERVICE INSPECTION PLAN
CLASS 2 SCHED/COMPL COMPONENTS

SUMMARY EXAMINATION AREA NUMBER IDENTIFICATION	INSPECTION INTERVAL	PLAN STATUS			PRESERVICE YEAR	INSTRUCTIONS
		FIRST PERIOD	SECOND PERIOD	THIRD PERIOD		
	ASME SEC. XI					
	CATGY NDE	O U T A G E				
	ITEM NO METH	1 2	1 2 3	1 2		**CALIBRATION BLOCK**

FEEDWATER 6-FW-2-097-1303-2

677600	TCX-2-2302-H16 FW-2-097-428-C62R 876RB	F-C	VT-3	1 - -	- C - - -	NA	STRUT. TDLR VERIFICATION BOUNDARY
		NOTE 1					
677700	TCX-2-2302-H19 FW-2-097-430-C62R 868RB	F-C	VT-3	1 - -	- C - - -	NA	STRUT. TDLR VERIFICATION BOUNDARY
		NOTE 1					
677800	TCX-2-2302-H18 FW-2-097-431-C62R 868RB	F-C	VT-3	1 - -	- C - - -	NA	STRUT. TDLR VERIFICATION BOUNDARY
		NOTE 1					
677900	TCX-2-2302-H20 FW-2-097-433-C62R 868RB	F-C	VT-3	1 - -	- C - - -	NA	STRUT. TDLR VERIFICATION BOUNDARY
		NOTE 1					
678000	TCX-2-2302-H15 FW-2-097-434-C62R 868RB	F-C	VT-3	1 - -	- C - - -	NA	STRUT. TDLR VERIFICATION BOUNDARY
		NOTE 1					
678100	TCX-2-2302-H21 FW-2-097-435-C62S 868RB	F-C	VT-3	1 - -	- C - - -	NA	SPRING. TDLR VERIFICATION BOUNDARY
		NOTE 1					
678200	TCX-2-2302-H22 FW-2-097-436-C62K 868RB	F-C	VT-3	1 - -	- - - X -	NA	SNUBBER. TDLR VERIFICATION BOUNDARY
		NOTE 1					

COMANCHE PEAK UNIT 2
 INSERVICE INSPECTION PLAN
 CLASS 2 SCHED/COMPL COMPONENTS

SUMMARY EXAMINATION AREA NUMBER IDENTIFICATION	INSPECTION INTERVAL ASME SEC. XI CATGY NDE ITEM NO METH	PLAN STATUS			PRESERVICE YEAR	INSTRUCTIONS **CALIBRATION BLOCK**
		FIRST PERIOD	SECOND PERIOD	THIRD PERIOD		
		1 2	1 2 3	1 2		

FEEDWATER 6-FW-2-097-1303-2

678300 TCX-2-2302-H24 FW-2-097-439-C62K 866RB	F-C VT-3 NOTE 1	1 - -	- - -	X -	NA	SNUBBER. TDLR VERIFICATION BOUNDARY
678400 TCX-2-2302-H27 FW-2-097-441-C62K 867RB	F-C VT-3 NOTE 1	1 - -	- - -	X -	NA	SNUBBER. TDLR VERIFICATION BOUNDARY
678500 TCX-2-2303-H13 FW-2-097-448-C62K 865RB	F-C VT-3 NOTE 1	1 - -	- C -	- -	NA	SNUBBER. TDLR VERIFICATION BOUNDARY
678600 TCX-2-2303-H14 FW-2-097-449-C62R 865RB	F-C VT-3 NOTE 1	1 - -	- C -	- -	NA	STRUT. TDLR VERIFICATION BOUNDARY
678620 TCX-2-2302-H23 FW-2-097-451-C62K 865RB	F-C VT-3 NOTE 1	1 - -	- - -	X -	NA	SNUBBER. TDLR VERIFICATION BOUNDARY
678700 TCX-2-2302-H5 FW-2-097-702-C62R 866RB	F-C VT-3 NOTE 1	1 - -	- C -	- -	NA	STRUT. TDLR VERIFICATION BOUNDARY
678800 TCX-2-2302-H1 FW-2-097-703-C62R 866RB	F-C VT-3 NOTE 1	1 - -	- C -	- -	NA	STRUT. TDLR VERIFICATION BOUNDARY

COMANCHE PEAK UNIT 2
 INSERVICE INSPECTION PLAN
 CLASS 2 SCHED/COMPL COMPONENTS

SUMMARY EXAMINATION AREA NUMBER IDENTIFICATION	INSPECTION INTERVAL ASME SEC. XI CATGY NDE ITEM NO METH	PLAN STATUS			PRESERVICE YEAR	INSTRUCTIONS **CALIBRATION BLOCK**
		FIRST PERIOD	SECOND PERIOD	THIRD PERIOD		
		1 2	1 2 3	1 2		

FEEDWATER 6-FW-2-097-1303-2

678840	TCX-2-2302-H2 FW-2-097-418-C62R 880RB	C-C MT C3.20	1 - -	- C -	- -	92	BOX. TDLR VERIFICATION BOUNDARY.
678845	TCX-2-2302-H2 FW-2-097-418-C62R 880RB	F-C VT-3 NOTE 1	1 - -	- C -	- -	NA	WELDED ATTACHMENT. TDLR VERIFICATION BOUNDARY.
678850	TCX-2-2302-H1 FW-2-097-703-C62R 866RB	C-C MT C3.20	1 - -	- C -	- -	92	WELDED ATTACHMENT. TDLR VERIFICATION BOUNDARY.
678900	TCX-2-2302-H3 FW-2-097-704-C62R 866RB	F-C VT-3 NOTE 1	1 - -	- C -	- -	NA	STRUT. TDLR VERIFICATION BOUNDARY
679000	TCX-2-2302-H17 FW-2-097-706-C62R 868RB	F-C VT-3 NOTE 1	1 - -	- C -	- -	NA	STRUT. TDLR VERIFICATION BOUNDARY
679100	TCX-2-2302-H25 FW-2-097-707-C62S 865RB	F-C VT-3 NOTE 1	1 - -	- - -	X -	NA	SPRING. TDLR VERIFICATION BOUNDARY
679200	TCX-2-2302-H26 FW-2-097-708-C62K 867RB	F-C VT-3 NOTE 1	1 - -	- - -	X -	NA	SNUBBER. TDLR VERIFICATION BOUNDARY

COMANCHE PEAK UNIT 2
 INSERVICE INSPECTION PLAN
 CLASS 2 SCHED/COMPL COMPONENTS

SUMMARY EXAMINATION AREA NUMBER IDENTIFICATION	INSPECTION INTERVAL ASME SEC. XI CATGY NDE ITEM NO METH	PLAN STATUS			PRESERVICE YEAR	INSTRUCTIONS **CALIBRATION BLOCK**
		FIRST PERIOD	SECOND PERIOD	THIRD PERIOD		
		1 2	1 2 3	1 2		

FEEDWATER 6-FW-2-098-1303-2

679300	TCX-2-2403-H8 FW-2-098-401-C62R 864RB	F-C NOTE 1	VT-3 1 - -	- - -	X -	NA	STRUT. TDLR VERIFICATION BOUNDARY
679400	TCX-2-2402-H5 FW-2-098-402-C62R 866RB	F-C NOTE 1	VT-3 1 - -	- - -	X -	NA	STRUT. TDLR VERIFICATION BOUNDARY
679500	TCX-2-2402-H9 FW-2-098-408-C62S 871RB	F-C NOTE 1	VT-3 1 - -	- - -	X -	NA	SPRING. TDLR VERIFICATION BOUNDARY
679600	TCX-2-2402-H11 FW-2-098-411-C62S 871RB	F-C NOTE 1	VT-3 1 - -	- - -	X -	NA	HANGER. TDLR VERIFICATION BOUNDARY
679700	TCX-2-2402-H13 FW-2-098-412-C62K 864RB	F-C NOTE 1	VT-3 1 - -	- - -	X -	NA	SNUBBER. TDLR VERIFICATION BOUNDARY
679900	TCX-2-2402-H14 FW-2-098-416-C62K 862RB	F-C NOTE 1	VT-3 1 - -	- - -	X -	NA	SNUBBER. TDLR VERIFICATION BOUNDARY
680000	TCX-2-2402-H4 FW-2-098-417-C62S 872RB	F-C NOTE 1	VT-3 1 - -	- - -	X -	NA	HANGER. TDLR VERIFICATION BOUNDARY

INSERVICE INSPECTION PLAN
CLASS 2 SCHED/COMPL COMPONENTS

SUMMARY EXAMINATION AREA NUMBER IDENTIFICATION	INSPECTION INTERVAL	PLAN STATUS			PRESERVICE YEAR	INSTRUCTIONS
		FIRST PERIOD	SECOND PERIOD	THIRD PERIOD		
	ASME SEC. XI					
	CATGY NDE	O U T A G E				
	ITEM NO METH	1 2	1 2 3	1 2		**CALIBRATION BLOCK**

FEEDWATER 6-FW-2-098-1303-2

680050	TCX-2-2402-H4 FW-2-098-417-C62S 872RB	C-C C3.20	MT	1 - -	- - -	X -	92	WELDED ATTACHMENT. TDLR VERIFICATION BOUNDARY.
680600	TCX-2-2402-H10 FW-2-098-423-C62R 871RB	F-C NOTE 1	VT-3	1 - -	- - -	X -	NA	STRUT. TDLR VERIFICATION BOUNDARY
680700	TCX-2-2402-H8 FW-2-098-424-C62R 871RB	F-C NOTE 1	VT-3	1 - -	- - -	X -	NA	STRUT. TDLR VERIFICATION BOUNDARY
680800	TCX-2-2402-H3 FW-2-098-704-C62K	F-C NOTE 1	VT-3	1 - -	- - -	X -	NA	SNUBBER. TDLR VERIFICATION BOUNDARY
680850	TCX-2-2402-H3 FW-2-098-704-C62K 872RB	C-C C3.20	MT	1 - -	- - -	X -	92	WELDED ATTACHMENT. TDLR VERIFICATION BOUNDARY.
680900	TCX-2-2402-H7 FW-2-098-706-C62R 868RB	F-C NOTE 1	VT-3	1 - -	- - -	X -	NA	STRUT. TDLR VERIFICATION BOUNDARY
681000	TCX-2-2402-H2 FW-2-098-708-C62R 871RB	F-C NOTE 1	VT-3	1 - -	- - -	X -	NA	STRUT. TDLR VERIFICATION BOUNDARY

INSERVICE INSPECTION PLAN
CLASS 2 SCHED/COMPL COMPONENTS

SUMMARY EXAMINATION AREA NUMBER IDENTIFICATION	INSPECTION INTERVAL		PLAN STATUS			PRESERVICE YEAR	INSTRUCTIONS
	ASME SEC. XI CATGY NDE ITEM NO METH		FIRST PERIOD	SECOND PERIOD	THIRD PERIOD		
			1 2	1 2 3	1 2		**CALIBRATION BLOCK**

FEEDWATER 6-FW-2-098-1303-2

681050 TCX-2-2402-H2 C-C MT 1 - - - - - X - 92 WELDED ATTACHMENT. TDLR
FW-2-098-708-C62R C3.20 VERIFICATION BOUNDARY.
871RB

FEEDWATER 6-FW-2-099-1303-2

681100 TCX-2-2102-H7 F-C VT-3 1 - - - - X - - NA SNUBBER. TDLR VERIFICATION
FW-2-099-402-C62K NOTE 1 BOUNDARY
868RB

681200 TCX-2-2102-H6 F-C VT-3 1 - - - - X - - NA STRUT. TDLR VERIFICATION
FW-2-099-405-C62R NOTE 1 BOUNDARY
869RB

681300 TCX-2-2102-H3 F-C VT-3 1 - - - - X - - NA STRUT. TDLR VERIFICATION
FW-2-099-408-C62R NOTE 1 BOUNDARY
860RB

681400 TCX-2-2102-H4 F-C VT-3 1 - - - - X - - NA SNUBBER. TDLR VERIFICATION
FW-2-099-700-C62K NOTE 1 BOUNDARY
860RB

681500 TCX-2-2102-H5 F-C VT-3 1 - - - - X - - NA STRUT. TDLR VERIFICATION
FW-2-099-702-C62R NOTE 1 BOUNDARY
867RB

681600 TCX-2-2102-H2 F-C VT-3 1 - - - - X - - NA SNUBBER. TDLR VERIFICATION
FW-2-099-703-C62K NOTE 1 BOUNDARY
860RB

INSERVICE INSPECTION PLAN
CLASS 2 SCHED/COMPL COMPONENTS

SUMMARY EXAMINATION AREA NUMBER IDENTIFICATION	INSPECTION INTERVAL		PLAN STATUS			PRESERVICE YEAR	INSTRUCTIONS **CALIBRATION BLOCK**
	ASME SEC. XI CATGY NDE ITEM NO METH		FIRST PERIOD	SECOND PERIOD	THIRD PERIOD		
			1 2	1 2 3	1 2		

FEEDWATER 6-FW-2-100-1303-2

681700 TCX-2-2204-H13 F-C VT-3 1 - - - - - X NA STRUT. TDLR VERIFICATION
FW-2-100-401-C62R NOTE 1 BOUNDARY
863RB

681850 TCX-2-2204-H4 C-C MT 1 - - C - - - - 92 WELDED ATTACHMENT. TDLR
FW-2-100-403-C62R C3.20 VERIFICATION BOUNDARY.
R155L863RB

681900 TCX-2-2204-H3 F-C VT-3 1 - - C - - - - NA STRUT. TDLR VERIFICATION
FW-2-100-406-C52R NOTE 1 BOUNDARY
R155L857RB

681950 TCX-2-2204-H3 C-C MT 1 - - C - - - - 92 WELDED ATTACHMENT. TDLR
FW-2-100-406-C52R C3.20 VERIFICATION BOUNDARY.
R155L857RB

682050 TCX-2-2204-H2 C-C MT 1 - - C - - - - 92 WELDED ATTACHMENT. TDLR
FW-2-100-701-C52R C3.20 VERIFICATION BOUNDARY.
R155L855RB

FEEDWATER 6-FW-2-101-1303-2

682100 TCX-2-2303-H6 F-C VT-3 1 - - - C - - - NA STRUT. TDLR VERIFICATION
FW-2-101-401-C62R NOTE 1 BOUNDARY
863RB

682200 TCX-2-2303-H3 F-C VT-3 1 - - - C - - - NA STRUT. TDLR VERIFICATION
FW-2-101-403-C62R NOTE 1 BOUNDARY
863RB

INSERVICE INSPECTION PLAN
CLASS 2 SCHED/COMPL COMPONENTS

SUMMARY EXAMINATION AREA NUMBER IDENTIFICATION	INSPECTION INTERVAL ASME SEC. XI CATGY NDE ITEM NO METH	PLAN STATUS			PRESERVICE YEAR	INSTRUCTIONS **CALIBRATION BLOCK**
		FIRST PERIOD	SECOND PERIOD	THIRD PERIOD		
		1 2	1 2 3	1 2		

FEEDWATER 6-FW-2-101-1303-2

682250 TCX-2-2303-H3 FW-2-101-403-C62R 863RB	C-C MT C3.20	1 - -	- C -	- -	92	WELDED ATTACHMENT. TDLR VERIFICATION BOUNDARY.
682300 TCX-2-2303-H2 FW-2-101-404-C52R 856RB	F-C VT-3 NOTE 1	1 - -	- C -	- -	NA	STRUT. TDLR VERIFICATION BOUNDARY
682350 TCX-2-2303-H2 FW-2-101-404-C52R 856RB	C-C MT C3.20	1 - -	- C -	- -	92	WELDED ATTACHMENT. TDLR VERIFICATION BOUNDARY.
682400 TCX-2-2303-H5 FW-2-101-405-C52R 857RB	F-C VT-3 NOTE 1	1 - -	- C -	- -	NA	STRUT. TDLR VERIFICATION BOUNDARY
682500 TCX-2-2303-H4 FW-2-101-406-C52R 855RB	F-C VT-3 NOTE 1	1 - -	- C -	- -	NA	STRUT. TDLR VERIFICATION BOUNDARY
682650 TCX-2-2303-H1 FW-2-101-700-C52R 855RB	C-C MT C3.20	1 - -	- C -	- -	92	WELDED ATTACHMENT. TDLR VERIFICATION BOUNDARY.

FEEDWATER 6-FW-2-102-1303-2

682700 TCX-2-2402-H15 FW-2-102-403-C62R 868RB	F-C VT-3 NOTE 1	1 - -	- - -	X -	NA	STRUT. TDLR VERIFICATION BOUNDARY
---	--------------------	-------	-------	-----	----	--------------------------------------

INSERVICE INSPECTION PLAN
CLASS 2 SCHED/COMPL COMPONENTS

SUMMARY EXAMINATION AREA NUMBER IDENTIFICATION	INSPECTION INTERVAL		PLAN STATUS			PRESERVICE YEAR	INSTRUCTIONS **CALIBRATION BLOCK**
	ASME SEC. XI CATGY NDE ITEM NO METH		FIRST PERIOD	SECOND PERIOD	THIRD PERIOD		
			1 2	1 2 3	1 2		

FEEDWATER 6-FW-2-102-1303-2

682800 TCX-2-2402-H18 FW-2-102-404-C62R 868RB	F-C NOTE 1	VT-3 1 - -	- - -	X -	NA	STRUT. TDLR VERIFICATION BOUNDARY
682900 TCX-2-2402-H1 FW-2-102-700-C62R 863RB	F-C NOTE 1	VT-3 1 - -	- - -	X -	NA	STRUT. TDLR VERIFICATION BOUNDARY
682950 TCX-2-2402-H1 FW-2-102-700-C62R 863RB	C-C C3.20	MT 1 - -	- - -	X -	92	WELDED ATTACHMENT. TDLR VERIFICATION BOUNDARY.
683000 TCX-2-2402-H16 FW-2-102-702-C62K 868RB	F-C NOTE 1	VT-3 1 - -	- - -	X -	NA	SNUBBER. TDLR VERIFICATION BOUNDARY
683100 TCX-2-2402-H17 FW-2-102-703-C62R 868RB	F-C NOTE 1	VT-3 1 - -	- - -	X -	NA	STRUT. TDLR VERIFICATION BOUNDARY

MAIN STEAM 32-MS-2-001-1303-2

683200 TCX-2-2100-H6 MS-2-001-402-C72S R1550890RB	F-C NOTE 1	VT-3 1 C -	- - -	- -	NA	SPRING. TDLR VERIFICATION BOUNDARY
683400 TCX-2-2100-H1 MS-2-001-405-C72K R1550890RB	F-C NOTE 1	VT-3 1 C -	- - -	- -	NA	SNUBBER. TDLR VERIFICATION BOUNDARY

INSERVICE INSPECTION PLAN
CLASS 2 SCHED/COMPL COMPONENTS

SUMMARY EXAMINATION AREA NUMBER IDENTIFICATION	INSPECTION INTERVAL		PLAN STATUS			PRESERVICE YEAR	INSTRUCTIONS **CALIBRATION BLOCK**
	ASME SEC. XI CATGY NDE ITEM NO METH		FIRST PERIOD	SECOND PERIOD	THIRD PERIOD		
			1 2	1 2 3	1 2		

MAIN STEAM 32-MS-2-001-1303-2

683450 TCX-2-2100-H1 C-C MT 1 C - - - - 92 WELDED ATTACHMENT. TDLR
MS-2-001-405-C72K C3.20 VERIFICATION BOUNDARY.
R1550890RB

MAIN STEAM 32-MS-2-002-1303-2

684400 TCX-2-2200-H2 F-C VT-3 1 - - C - - - - NA SNUBBER. TDLR VERIFICATION
MS-2-002-408-C72K NOTE 1 BOUNDARY
R155N900RB

684450 TCX-2-2200-H2 C-C MT 1 - - - - X - - 92 WELDED ATTACHMENT. TDLR
MS-2-002-408-C72K C3.20 VERIFICATION BOUNDARY.
R155N900RB

684500 TCX-2-2200-H1 F-C VT-3 1 - - C - - - - NA SNUBBER. TDLR VERIFICATION
MS-2-002-411-C72K NOTE 1 BOUNDARY
R155N900RB

684550 TCX-2-2200-H1 C-C MT 1 - - C - - - - 92 WELDED ATTACHMENT. TDLR
MS-2-002-411-C72K C3.20 VERIFICATION BOUNDARY.
R155N900RB

MAIN STEAM 32-MS-2-003-1303-2

685100 TCX-2-2300-H7 F-C VT-3 1 - - - - X - - NA U-BOLT. TDLR VERIFICATION
MS-2-003-402-C72S NOTE 1 BOUNDARY
894RB

INSERVICE INSPECTION PLAN
CLASS 2 SCHED/COMPL COMPONENTS

SUMMARY EXAMINATION AREA NUMBER IDENTIFICATION	INSPECTION INTERVAL		PLAN STATUS			PRESERVICE YEAR	INSTRUCTIONS **CALIBRATION BLOCK**
	ASME SEC. XI CATGY NDE	ITEM NO METH	FIRST PERIOD	SECOND PERIOD	THIRD PERIOD		
			1 2	1 2 3	1 2		

MAIN STEAM 32-MS-2-003-1303-2

685200	TCX-2-2300-H1 MS-2-003-405-C72K 894RB	F-C NOTE 1	VT-3 1 - -	- - X	- -	NA	SNUBBER. TDLR VERIFICATION BOUNDARY
685250	TCX-2-2300-H1 MS-2-003-405-C72K 894RB	C-C C3.20	MT 1 - -	- - X	- -	92	WELDED ATTACHMENT. TDLR VERIFICATION BOUNDARY.
685400	TCX-2-2300-H2 MS-2-003-407-C72K 896RB	F-C NOTE 1	VT-3 1 - -	- - X	- -	NA	SNUBBER. TDLR VERIFICATION BOUNDARY
685450	TCX-2-2300-H2 MS-2-003-407-C72K 896RB	C-C C3.20	MT 1 - -	- - X	- -	92	WELDED ATTACHMENT. TDLR VERIFICATION BOUNDARY.
685500	TCX-2-2300-H3 MS-2-003-409-C72K 894RB	F-C NOTE 1	VT-3 1 - -	- - X	- -	NA	SNUBBER. TDLR VERIFICATION BOUNDARY
685550	TCX-2-2300-H3 MS-2-003-409-C72K 894RB	C-C C3.20	MT 1 - -	- - X	- -	92	WELDED ATTACHMENT. TDLR VERIFICATION BOUNDARY.
685600	TCX-2-2300-H4 MS-2-003-410-C72K 894RB	F-C NOTE 1	VT-3 1 - -	- - X	- -	NA	SNUBBER. TDLR VERIFICATION BOUNDARY

COMANCHE PEAK UNIT 2
 INSERVICE INSPECTION PLAN
 CLASS 2 SCHED/COMPL COMPONENTS

SUMMARY EXAMINATION AREA NUMBER IDENTIFICATION	INSPECTION INTERVAL		PLAN STATUS			PRESERVICE YEAR	INSTRUCTIONS **CALIBRATION BLOCK**
	ASME SEC. XI CATGY NDE ITEM NO METH		FIRST PERIOD	SECOND PERIOD	THIRD PERIOD		
			1 2	1 2 3	1 2		

MAIN STEAM 32-MS-2-003-1303-2

685650 TCX-2-2300-H4 C-C MT 1 - - - - X - - 92 WELDED ATTACHMENT. TDLR
 MS-2-003-410-C72K C3.20 VERIFICATION BOUNDARY.
 894RB

MAIN STEAM 32-MS-2-004-1303-2

686200 TCX-2-2400-H9 F-C VT-3 1 - - - - - X NA SPRING. TDLR VERIFICATION
 MS-2-004-403-C72S NOTE 1 BOUNDARY
 877RB

686600 TCX-2-2400-H1 F-C VT-3 1 - - - - - X NA SNUBBER. TDLR VERIFICATION
 MS-2-004-407-C72K NOTE 1 BOUNDARY
 890RB

686650 TCX-2-2400-H1 C-C MT 1 - - - - - X 92 WELDED ATTACHMENT. TDLR
 MS-2-004-407-C72K C3.20 VERIFICATION BOUNDARY.
 890RB

686800 TCX-2-2400-H2 F-C VT-3 1 - - - - - X NA SNUBBER. TDLR VERIFICATION
 MS-2-004-409-C72K NOTE 1 BOUNDARY
 884RB

686850 TCX-2-2400-H2 C-C MT 1 - - - - - X 92 WELDED ATTACHMENT. TDLR
 MS-2-004-409-C72K C3.20 VERIFICATION BOUNDARY.
 884RB

686900 TCX-2-2400-H11 F-C VT-3 1 - - - - - X NA STRUT. TDLR VERIFICATION
 MS-2-004-415-S72R NOTE 1 BOUNDARY
 877SB

INSERVICE INSPECTION PLAN
CLASS 2 SCHED/COMPL COMPONENTS

SUMMARY EXAMINATION AREA NUMBER IDENTIFICATION	INSPECTION INTERVAL ASME SEC. XI CATGY NDE ITEM NO METH	PLAN STATUS			PRESERVICE YEAR	INSTRUCTIONS **CALIBRATION BLOCK**
		FIRST PERIOD	SECOND PERIOD	THIRD PERIOD		
		1 2	1 2 3	1 2		

MAIN STEAM 8-MS-2-240-1303-2

687300 TCX-2-2200-H12 F-C VT-3 1 - - C - - - - NA SNUBBER. TDLR VERIFICATION
MS-2-240-401-S72K NOTE 1 BOUNDARY
R109C885SB

687400 TCX-2-2200-H13 F-C VT-3 1 - - C - - - - NA SNUBBER. TDLR VERIFICATION
MS-2-240-402-S72K NOTE 1 BOUNDARY
R109C885SB

RESIDUAL HEAT REMOVAL 12-RH-2-004-601R-2

688400 TCX-2-2501-H1 F-C VT-3 1 - - - - - X NA STRUT
RH-2-004-403-S42R NOTE 1
813SB

688450 TCX-2-2501-H1 C-C PT 1 - - - - - X 92 WELDED ATTACHMENT
RH-2-004-403-S42R C3.20
813SB

688700 TCX-2-2501-H12 F-C VT-3 1 - - - - - X NA SPRING
RH-2-004-407-S32S NOTE 1
803SB

688900 TCX-2-2501-H14 F-C VT-3 1 - - - - - X NA STRUT
RH-2-004-409-S32R NOTE 1
800SB

RESIDUAL HEAT REMOVAL 16-RH-2-007-601R-2

9000 TCX-2-2500-H1 F-C VT-3 1 - - - - - X NA SNUBBER
RH-2-007-405-S22K NOTE 1
775SB

INSERVICE INSPECTION PLAN
CLASS 2 SCHED/COMPL COMPONENTS

SUMMARY EXAMINATION AREA NUMBER IDENTIFICATION	INSPECTION INTERVAL ASME SEC. XI CATGY NDE ITEM NO METH	PLAN STATUS			PRESERVICE YEAR	INSTRUCTIONS
		FIRST PERIOD	SECOND PERIOD	THIRD PERIOD		
		1 2	1 2 3	1 2		**CALIBRATION BLOCK**

RESIDUAL HEAT REMOVAL 16-RH-2-007-601R-2

689050 TCX-2-2500-H1 C-C PT 1 - - - - - X 92 WELDED ATTACHMENT
 RH-2-007-405-S22K C3.20
 775SB

RESIDUAL HEAT REMOVAL 16-RH-2-008-601R-2

689400 TCX-2-2501-H15 F-C VT-3 1 - - - - - X NA STRUT
 RH-2-008-402-S22R NOTE 1
 787SB

89600 TCX-2-2501-H2 F-C VT-3 1 - - - - - X NA SNUBBER
 RH-2-008-405-S22K NOTE 1
 784SB

689650 TCX-2-2501-H2 C-C PT 1 - - - - - X 92 WELDED ATTACHMENT
 RH-2-008-405-S22K C3.20
 784SB

689800 TCX-2-2501-H19 F-C VT-3 1 - - - - - X NA SPRING
 RH-2-008-407-S22S NOTE 1
 774SB

RESIDUAL HEAT REMOVAL 8-RH-2-028-151R-2

693500 TCX-2-2579-H1 F-C VT-3 1 - C - - - - - NA BOX
 RH-2-028-402-S32A NOTE 1
 R070 806SB

COMANCHE PEAK UNIT 2
 INSERVICE INSPECTION PLAN
 CLASS 2 SCHED/COMPL COMPONENTS

SUMMARY EXAMINATION AREA	INSPECTION INTERVAL	PLAN STATUS			PRESERVICE YEAR	INSTRUCTIONS
		FIRST PERIOD	SECOND PERIOD	THIRD PERIOD		
NUMBER IDENTIFICATION	ASME SEC. XI CATGY NDE ITEM NO METH	1 2	1 2 3	1 2		**CALIBRATION BLOCK**

RESIDUAL HEAT REMOVAL 8-RH-2-028-151R-2

693550 TCX-2-2579-H1 C-C PT 1 - C - - - - - 92 WELDED ATTACHMENT
 RH-2-028-402-S32A C3.20
 R070 806SB

693600 TCX-2-2579-H5 F-C VT-3 1 - C - - - - - NA SNUBBER
 RH-2-028-404-S32K NOTE 1
 R076 806SB

SAFETY INJECTION 4-SI-2-001-2501R-2

696300 TCX-2-2564-H13 F-C VT-3 1 C - - - - - NA SNUBBER
 SI-2-001-424-S42K NOTE 1
 R77N 827SB

SAFETY INJECTION 4-SI-2-021-2501R-2

697000 TCX-2-2564-H17 F-C VT-3 1 C - - - - - NA SPRING
 SI-2-021-404-S42S NOTE 1
 R77N 812SB

SAFETY INJECTION 24-SI-2-029-151R-2

697100 TCX-2-2580-H19 F-C VT-3 1 - C - - - - - NA STRUT
 SI-2-029-406-Y32R NOTE 1
 R085D802YD

697400 TCX-2-2580-H3 F-C VT-3 1 - C - - - - - NA STRUT
 SI-2-029-409-S32R NOTE 1
 R085D802SB

INSERVICE INSPECTION PLAN
CLASS 2 SCHED/COMPL COMPONENTS

		INSPECTION INTERVAL		PLAN STATUS			PRESERVICE YEAR	INSTRUCTIONS
				FIRST PERIOD	SECOND PERIOD	THIRD PERIOD		
SUMMARY EXAMINATION AREA		ASME	SEC. XI	O U T A G E				
NUMBER	IDENTIFICATION	CATGY	NDE	1	2	3	1	2
-----		ITEM NO	METH	1	2	1	2	**CALIBRATION BLOCK**
-----								-----

SAFETY INJECTION 24-SI-2-029-151R-2

697450 TCX-2-2580-H3 C-C PT 1 - C - - - - - 92 WELDED ATTACHMENT
SI-2-029-409-S32R C3.20
R085D802SB

697700 TCX-2-2580-H1 F-C VT-3 1 - C - - - - - NA BOX
SI-2-029-415-Y32R NOTE 1
R085D802YD

697750 TCX-2-2580-H1 C-C PT 1 - C - - - - - 92 WELDED ATTACHMENT
SI-2-029-415-Y32R C3.20
R085D802YD

697800 TCX-2-2580-H2 F-C VT-3 1 - C - - - - - NA SNUBBER
SI-2-029-424-Y32K NOTE 1
R085D802YD

697850 TCX-2-2580-H2 C-C PT 1 - C - - - - - 92 WELDED ATTACHMENT
SI-2-029-424-Y32K C3.20
R085D802YD

SAFETY INJECTION 18-SI-2-030-151R-2

698400 TCX-2-2579-H7 F-C VT-3 1 - C - - - - - NA STRUT
SI-2-030-401-S32R NOTE 1
R070 802SB

698500 TCX-2-2579-H3 F-C VT-3 1 - C - - - - - NA BOX
SI-2-030-402-S32A NOTE 1
R070 802SB

COMANCHE PEAK UNIT 2
 INSERVICE INSPECTION PLAN
 CLASS 2 SCHED/COMPL COMPONENTS

SUMMARY EXAMINATION AREA NUMBER IDENTIFICATION	INSPECTION INTERVAL ASME SEC. XI CATGY NDE ITEM NO METH	PLAN STATUS			PRESERVICE YEAR	INSTRUCTIONS **CALIBRATION BLOCK**
		FIRST PERIOD	SECOND PERIOD	THIRD PERIOD		
		1 2	1 2 3	1 2		

SAFETY INJECTION 18-SI-2-030-151R-2

698550 TCX-2-2579-H3 C-C PT 1 - C - - - - - 92 WELDED ATTACHMENT
 SI-2-030-402-S32A C3.20
 R070 802SB

SAFETY INJECTION 12-SI-2-031-151R-2

698950 TCX-2-2582-H1 C-C PT 1 - - - - - X - 92 WELDED ATTACHMENT
 SI-2-031-425-Y32R C3.20
 802YD

699000 TCX-2-2582-H2 F-C VT-3 1 - - - - - X - NA SNUBBER
 SI-2-031-429-S32K NOTE 1
 803SB

699050 TCX-2-2582-H2 C-C PT 1 - - - - - X - 92 WELDED ATTACHMENT
 SI-2-031-429-S32K C3.20
 803SB

699100 TCX-2-2582-H3 F-C VT-3 1 - - - - - X - NA BOX
 SI-2-031-430-S32A NOTE 1
 803SB

699150 TCX-2-2582-H3 C-C PT 1 - - - - - X - 92 WELDED ATTACHMENT
 SI-2-031-430-S32A C3.20
 803SB

699200 TCX-2-2582-H24 F-C VT-3 1 - - - - - X - NA STRUT
 SI-2-031-431-S32R NOTE 1
 802AB

INSERVICE INSPECTION PLAN
CLASS 2 SCHED/COMPL COMPONENTS

SUMMARY EXAMINATION AREA NUMBER IDENTIFICATION	INSPECTION INTERVAL ASME SEC. XI CATGY NDE ITEM NO METH	PLAN STATUS			PRESERVICE YEAR	INSTRUCTIONS **CALIBRATION BLOCK**
		FIRST PERIOD	SECOND PERIOD	THIRD PERIOD		
		1 2	1 2 3	1 2		

SAFETY INJECTION 12-SI-2-031-151R-2

699400	TCX-2-2583-H1 SI-2-031-439-A32K 803AB	F-C	VT-3	1 - -	- - -	X -	NA	SNUBBER
		NOTE 1						
699450	TCX-2-2583-H1 SI-2-031-439-A32K 803AB	C-C	PT	1 - -	- - -	X -	92	WELDED ATTACHMENT
		C3.20						

SAFETY INJECTION 8-SI-2-032-151R-2

99600	TCX-2-2579-H2 SI-2-032-402-S32R R070 794SB	F-C	VT-3	1 - C	- - -	- -	NA	STRUT
		NOTE 1						
699650	TCX-2-2579-H2 SI-2-032-402-S32R R070 794SB	C-C	PT	1 - C	- - -	- -	92	WELDED ATTACHMENT
		C3.20						

SAFETY INJECTION 4-SI-2-044-1501R-2

702500	TCX-2-2562-H4 SI-2-044-402-S22S R062 785SB	F-C	VT-3	1 - -	C - -	- -	NA	SPRING
		NOTE 1						
703800	TCX-2-2561-H2 SI-2-044-426-S42R R077B820SB	F-C	VT-3	1 - -	C - -	- -	NA	STRUT
		NOTE 1						

INSERVICE INSPECTION PLAN
CLASS 2 SCHED/COMPL COMPONENTS

SUMMARY EXAMINATION AREA NUMBER IDENTIFICATION	INSPECTION INTERVAL		PLAN STATUS			PRESERVICE YEAR	INSTRUCTIONS **CALIBRATION BLOCK**
	ASME SEC. XI CATGY NDE ITEM NO METH		FIRST PERIOD	SECOND PERIOD	THIRD PERIOD		
			1 2	1 2 3	1 2		

SAFETY INJECTION 4-SI-2-044-1501R-2

703850 TCX-2-2561-H2 C-C PT 1 - - C - - - - 92 WELDED ATTACHMENT
SI-2-044-426-S42R C3.20
R077B820SB

704450 TCX-2-2562-H1 C-C PT 1 - - C - - - - 92 WELDED ATTACHMENT
SI-2-044-700-S22R C3.20
R062E788SB

SAFETY INJECTION 3-SI-2-050-1501R-2

76900 TCX-2-2565-H1 F-C VT-3 1 C - - - - - NA STRUT
SI-2-050-402-S22R NOTE 1
R67 788SB

SAFETY INJECTION 4-SI-2-051-2501R-2

707500 TCX-2-2560-H3 F-C VT-3 1 - - C - - - - NA STRUT
SI-2-051-408-C42R NOTE 1
R154B820RB

707550 TCX-2-2560-H3 C-C PT 1 - - C - - - - 92 WELDED ATTACHMENT
SI-2-051-408-C42R C3.20
R154B820RB

707900 TCX-2-2560-H2 F-C VT-3 1 - - C - - - - NA STRUT
SI-2-051-414-C42R NOTE 1
R154B820RB

INSERVICE INSPECTION PLAN
CLASS 2 SCHED/COMPL COMPONENTS

SUMMARY EXAMINATION AREA NUMBER IDENTIFICATION	INSPECTION INTERVAL ASME SEC. XI CATGY NDE ITEM NO METH	PLAN STATUS			PRESERVICE YEAR	INSTRUCTIONS **CALIBRATION BLOCK**
		FIRST PERIOD	SECOND PERIOD	THIRD PERIOD		
		1 2	1 2 3	1 2		

SAFETY INJECTION 4-SI-2-051-2501R-2

707950 TCX-2-2560-H2 C-C PT 1 - - C - - - - 92 WELDED ATTACHMENT
SI-2-051-414-C42R C3.20
R154B820RB

708000 TCX-2-2560-H1 F-C VT-3 1 - - C - - - - NA SNUBBER
SI-2-051-415-C42K NOTE 1
R154B820RB

708050 TCX-2-2560-H1 C-C PT 1 - - C - - - - 92 WELDED ATTACHMENT
SI-2-051-415-C42K C3.20
R154B820RB

708500 TCX-2-2560-H4 F-C VT-3 1 - - C - - - - NA STRUT
SI-2-051-421-C42R NOTE 1
R154B820RB

708550 TCX-2-2560-H4 C-C PT 1 - - C - - - - 92 WELDED ATTACHMENT
SI-2-051-421-C42R C3.20
R154B820RB

SAFETY INJECTION 14-SI-2-071-601R-2

710100 TCX-2-2581-H11 F-C VT-3 1 - - - - - X NA STRUT
SI-2-071-402-S32R NOTE 1
792SB

710200 TCX-2-2581-H12 F-C VT-3 1 - - - - - X NA SPRING
SI-2-071-403-S32S NOTE 1
792SB

INSERVICE INSPECTION PLAN
CLASS 2 SCHED/COMPL COMPONENTS

SUMMARY EXAMINATION AREA NUMBER IDENTIFICATION	INSPECTION INTERVAL ASME SEC. XI CATGY NDE ITEM NO METH	PLAN STATUS			PRESERVICE YEAR	INSTRUCTIONS **CALIBRATION BLOCK**
		FIRST PERIOD	SECOND PERIOD	THIRD PERIOD		
		1 2	1 2 3	1 2		

SAFETY INJECTION 14-SI-2-071-601R-2

710400	TCX-2-2581-H2 SI-2-071-405-S32K 791SB	F-C	VT-3	1 - -	- - -	- X	NA	SNUBBER
		NOTE 1						
710450	TCX-2-2581-H2 SI-2-071-405-S32K 791SB	C-C	PT	1 - -	- - -	- X	92	WELDED ATTACHMENT
		C3.20						

SAFETY INJECTION 14-SI-2-072-601R-2

710500	TCX-2-2581-H1 SI-2-072-401-S32R 792SB	F-C	VT-3	1 - -	- - -	- X	NA	BOX
		NOTE 1						
710550	TCX-2-2581-H1 SI-2-072-401-S32R 792SB	C-C	PT	1 - -	- - -	- X	92	WELDED ATTACHMENT
		C3.20						

SAFETY INJECTION 16-SI-2-075-601R-2

710860	TCX-2-2501-H4 SI-2-075-401-S22K R63 790SB	F-C	VT-3	1 C -	- - -	- -	NA	SNUBBER
		NOTE 1						

SAFETY INJECTION 10-SI-2-082-2501R-2

713200	TCX-2-2533-H7 SI-2-082-402-C42K R154A820RB	F-C	VT-3	1 C -	- - -	- -	NA	SNUBBER
		NOTE 1						

COMANCHE PEAK UNIT 2
 INSERVICE INSPECTION PLAN
 CLASS 2 SCHED/COMPL COMPONENTS

SUMMARY EXAMINATION AREA NUMBER IDENTIFICATION	INSPECTION INTERVAL ASME SEC. XI CATGY NDE ITEM NO METH	PLAN STATUS			PRESERVICE YEAR	INSTRUCTIONS **CALIBRATION BLOCK**
		FIRST PERIOD	SECOND PERIOD	THIRD PERIOD		
		1 2	1 2 3	1 2		

SAFETY INJECTION 8-SI-2-087-2501R-2

713400 TCX-2-2533-H3 SI-2-087-404-C42R R154A820RB	F-C VT-3 1 C - NOTE 1	- - -	- -	NA	STRUT
713450 TCX-2-2533-H3 SI-2-087-404-C42R R154A820RB	C-C PT 1 C - C3.20	- - -	- -	92	WELDED ATTACHMENT
713500 TCX-2-2533-H4 SI-2-087-405-C42R R154A820RB	F-C VT-3 1 C - NOTE 1	- - -	- -	NA	STRUT
713550 TCX-2-2533-H4 SI-2-087-405-C42R R154A820RB	C-C PT 1 C - C3.20	- - -	- -	92	WELDED ATTACHMENT
713800 TCX-2-2533-H5 SI-2-087-409-C42R R154A820RB	F-C VT-3 1 C - NOTE 1	- - -	- -	NA	STRUT
713850 TCX-2-2533-H5 SI-2-087-409-C42R R154A820RB	C-C PT 1 C - C3.20	- - -	- -	92	WELDED ATTACHMENT
714000 TCX-2-2533-H1 SI-2-087-411-C42K R154A820RB	F-C VT-3 1 C - NOTE 1	- - -	- -	NA	SNUBBER

INSERVICE INSPECTION PLAN
CLASS 2 SCHED/COMPL COMPONENTS

SUMMARY EXAMINATION AREA NUMBER IDENTIFICATION	INSPECTION INTERVAL ASME SEC. XI CATGY NDE ITEM NO METH	PLAN STATUS			PRESERVICE YEAR	INSTRUCTIONS **CALIBRATION BLOCK**
		FIRST PERIOD	SECOND PERIOD	THIRD PERIOD		
		1 2	1 2 3	1 2		

SAFETY INJECTION 8-SI-2-087-2501R-2

714050 TCX-2-2533-H1 C-C PT 1 C - - - - 92 WELDED ATTACHMENT
SI-2-087-411-C42K C3.20
R154A820RB

714100 TCX-2-2533-H2 F-C VT-3 1 C - - - - NA SNUBBER
SI-2-087-412-C42K NOTE 1
R154A820RB

714150 TCX-2-2533-H2 C-C PT 1 C - - - - 92 WELDED ATTACHMENT
SI-2-087-412-C42K C3.20
R154A820RB

714500 TCX-2-2533-H6 F-C VT-3 1 C - - - - NA SNUBBER
SI-2-087-416-C42K NOTE 1
R154A820RB

714550 TCX-2-2533-H6 C-C PT 1 C - - - - 92 WELDED ATTACHMENT
SI-2-087-416-C42K C3.20
R154A820RB

SAFETY INJECTION 8-SI-2-088-2501R-2

715200 TCX-2-2534-H1 F-C VT-3 1 - C - - - - NA SNUBBER
SI-2-088-409-C42K NOTE 1
R154D817RB

715250 TCX-2-2534-H1 C-C PT 1 - C - - - - 92 WELDED ATTACHMENT
SI-2-088-409-C42K C3.20
R154D817RB

INSERVICE INSPECTION PLAN
CLASS 2 SCHED/COMPL COMPONENTS

SUMMARY EXAMINATION AREA NUMBER IDENTIFICATION	INSPECTION INTERVAL ASME SEC. XI CATGY NDE ITEM NO METH	PLAN STATUS			PRESERVICE YEAR	INSTRUCTIONS **CALIBRATION BLOCK**
		FIRST PERIOD	SECOND PERIOD	THIRD PERIOD		
		1 2	1 2 3	1 2		

SAFETY INJECTION 8-SI-2-088-2501R-2

715300	TCX-2-2534-H2 SI-2-088-410-C42K R154D817RB	F-C	VT-3	1 - C	- - -	- -	NA	SNUBBER
		NOTE 1						
715350	TCX-2-2534-H2 SI-2-088-410-C42K R154D817RB	C-C	PT	1 - C	- - -	- -	92	WELDED ATTACHMENT
		C3.20						

SAFETY INJECTION 10-SI-2-095-2501R-2

16500	TCX-2-2530-H1 SI-2-095-403-S42R R77N 823SB	F-C	VT-3	1 C -	- - -	- -	NA	STRUT
		NOTE 1						
716550	TCX-2-2530-H1 SI-2-095-403-S42R R77N 823SB	C-C	PT	1 C -	- - -	- -	92	WELDED ATTACHMENT
		C3.20						
717100	TCX-2-2535-H2 SI-2-095-409-C42R 823RB	F-C	VT-3	1 - -	- - -	X -	NA	STRUT
		NOTE 1						
717150	TCX-2-2535-H2 SI-2-095-409-C42R 823RB	C-C	PT	1 - -	- - -	X -	92	WELDED ATTACHMENT
		C3.20						
717500	TCX-2-2535-H1 SI-2-095-415-C42R 823RB	F-C	VT-3	1 - -	- - -	X -	NA	STRUT
		NOTE 1						

COMANCHE PEAK UNIT 2
 INSERVICE INSPECTION PLAN
 CLASS 2 SCHED/COMPL COMPONENTS

SUMMARY EXAMINATION AREA NUMBER IDENTIFICATION	INSPECTION INTERVAL ASME SEC. XI CATGY NDE ITEM NO METH	PLAN STATUS			PRESERVICE YEAR	INSTRUCTIONS **CALIBRATION BLOCK**
		FIRST PERIOD	SECOND PERIOD	THIRD PERIOD		
		1 2	1 2 3	1 2		

SAFETY INJECTION 10-SI-2-095-2501R-2

717550 TCX-2-2535-H1 C-C PT 1 - - - - - X - 92 WELDED ATTACHMENT
 SI-2-095-415-C42R C3.20
 823RB

SAFETY INJECTION 6-SI-2-171-2501R-2

717700 TCX-2-2535-H3 F-C VT-3 1 - - - - - X - NA STRUT
 SI-2-171-401-C42R NOTE 1
 823RB

717750 TCX-2-2535-H3 C-C PT 1 - - - - - X - 92 WELDED ATTACHMENT
 SI-2-171-401-C42R C3.20
 823RB

SAFETY INJECTION 4-SI-2-300-1501R-2

718100 TCX-2-2561-H1 F-C VT-3 1 - - - - - C - - - - - NA BOX
 SI-2-300-404-S22A NOTE 1
 R067 789SB

718150 TCX-2-2561-H1 C-C PT 1 - - - - - C - - - - - 92 WELDED ATTACHMENT
 SI-2-300-404-S22A C3.20
 R067 789SB

SAFETY INJECTION 4-SI-2-306-2501R-2

718200 TCX-2-2566-H18 F-C VT-3 1 C - - - - - NA STRUT
 SI-2-306-401-C42R NOTE 1
 R154B817RB

INSERVICE INSPECTION PLAN
CLASS 2 SCHED/COMPL COMPONENTS

SUMMARY EXAMINATION AREA NUMBER IDENTIFICATION	INSPECTION INTERVAL ASME SEC. XI CATGY NDE ITEM NO METH	PLAN STATUS			PRESERVICE YEAR	INSTRUCTIONS **CALIBRATION BLOCK**
		FIRST PERIOD	SECOND PERIOD	THIRD PERIOD		
		1 2	1 2 3	1 2		

SAFETY INJECTION 4-SI-2-306-2501R-2

718300 TCX-2-2566-H11 SI-2-306-402-C42R R154B817RB	F-C VT-3 1 C - NOTE 1	- - -	- -	NA	STRUT
718400 TCX-2-2566-H8 SI-2-306-403-C42R R154B817RB	F-C VT-3 1 C - NOTE 1	- - -	- -	NA	STRUT
718500 TCX-2-2566-H1 SI-2-306-404-C42R R154B823RB	F-C VT-3 1 C - NOTE 1	- - -	- -	NA	STRUT
718550 TCX-2-2566-H1 SI-2-306-404-C42R R154B823RB	C-C PT 1 C - C3.20	- - -	- -	92	WELDED ATTACHMENT
718600 TCX-2-2566-H9 SI-2-306-405-C42R R154B817RB	F-C VT-3 1 C - NOTE 1	- - -	- -	NA	STRUT
718700 TCX-2-2566-H12 SI-2-306-406-C42R R154B817RB	F-C VT-3 1 C - NOTE 1	- - -	- -	NA	STRUT
718800 TCX-2-2566-H16 SI-2-306-407-C42R R154B817RB	F-C VT-3 1 C - NOTE 1	- - -	- -	NA	STRUT

COMANCHE PEAK UNIT 2
 INSERVICE INSPECTION PLAN
 CLASS 2 SCHED/COMPL COMPONENTS

SUMMARY EXAMINATION AREA NUMBER IDENTIFICATION	INSPECTION INTERVAL ASME SEC. XI CATGY NDE ITEM NO METH	PLAN STATUS			PRESERVICE YEAR	INSTRUCTIONS **CALIBRATION BLOCK**
		FIRST PERIOD	SECOND PERIOD	THIRD PERIOD		
		1 2	1 2 3	1 2		

SAFETY INJECTION 4-SI-2-306-2501R-2

718900	TCX-2-2566-H20 SI-2-306-408-C42R R154B817RB	F-C	VT-3	1 C -	- - -	- -	NA	STRUT
				NOTE 1				
719000	TCX-2-2566-H24 SI-2-306-410-C42R R154B817RB	F-C	VT-3	1 C -	- - -	- -	NA	STRUT
				NOTE 1				
719400	TCX-2-2566-H6 SI-2-306-414-C42K R154B818RB	F-C	VT-3	1 C -	- - -	- -	NA	SNUBBER
				NOTE 1				
719600	TCX-2-2566-H2 SI-2-306-416-C42R R154B817RB	F-C	VT-3	1 C -	- - -	- -	NA	STRUT
				NOTE 1				
719650	TCX-2-2566-H2 SI-2-306-416-C42R R154B817RB	C-C	PT	1 C -	- - -	- -	92	WELDED ATTACHMENT
				C3.20				
719900	TCX-2-2566-H3 SI-2-306-420-C42R R154B817RB	F-C	VT-3	1 C -	- - -	- -	NA	STRUT
				NOTE 1				
719950	TCX-2-2566-H3 SI-2-306-420-C42R R154B817RB	C-C	PT	1 C -	- - -	- -	92	WELDED ATTACHMENT
				C3.20				

INSERVICE INSPECTION PLAN
CLASS 2 SCHED/COMPL COMPONENTS

SUMMARY EXAMINATION AREA NUMBER IDENTIFICATION	INSPECTION INTERVAL ASME SEC. XI CATGY NDE ITEM NO METH	PLAN STATUS			PRESERVICE YEAR	INSTRUCTIONS **CALIBRATION BLOCK**
		FIRST PERIOD	SECOND PERIOD	THIRD PERIOD		
		1 2	1 2 3	1 2		

SAFETY INJECTION 16-SI-2-325-601R-2

721200 TCX-2-2501-H3 F-C VT-3 1 C - - - - NA STRUT
 SI-2-325-700-S32R NOTE 1
 R63 803SB

SAFETY INJECTION 16-SI-2-326-2501R-2

721210 TCX-2-2500-H2 F-C VT-3 1 - - - - X NA STRUT
 SI-2-326-401-S32R NOTE 1
 798SB

SAFETY INJECTION 3-SI-2-336-1501R-2

721300 TCX-2-2563-H10 F-C VT-3 1 - - C - - - NA SNUBBER
 SI-2-336-403-S22K NOTE 1
 R066 789SB

SAFETY INJECTION 16-SI-2-914-151R-2

721700 TCX-2-2579-H4 F-C VT-3 1 - C - - - - NA BOX
 SI-2-914-402-S32A NOTE 1
 R075 802SB

721750 TCX-2-2579-H4 C-C PT 1 - C - - - - 92 WELDED ATTACHMENT
 SI-2-914-402-S32A C3.20
 R075 802SB

SAFETY INJECTION 2-SI-2-066-2501R-2

721900 TCX-2-2566-H41 F-C VT-3 1 C - - - - NA SNUBBER
 SI-2-RB-010A-702-2 NOTE 1
 R154B815RB

INSERVICE INSPECTION PLAN
CLASS 2 SCHED/COMPL COMPONENTS

SUMMARY EXAMINATION AREA NUMBER IDENTIFICATION	INSPECTION INTERVAL ASME SEC. XI CATGY NDE ITEM NO METH	PLAN STATUS			PRESERVICE YEAR	INSTRUCTIONS **CALIBRATION BLOCK**
		FIRST PERIOD	SECOND PERIOD	THIRD PERIOD		
		1 2	1 2 3	1 2		

SAFETY INJECTION 2-SI-2-066-2501R-2

722100 TCX-2-2566-H43 F-C VT-3 1 C - - - - - NA STRUT
 SI-2-RB-010A-704-2 NOTE 1
 R154B815RB

SAFETY INJECTION 2-SI-2-064-2501R-2

722200 TCX-2-2566-H44 F-C VT-3 1 C - - - - - NA SNUBBER
 SI-2-RB-010B-701-2 NOTE 1
 R154B813RB

722300 TCX-2-2566-H45 F-C VT-3 1 C - - - - - NA SNUBBER
 SI-2-RB-010B-703-2 NOTE 1
 R154B812RB

SAFETY INJECTION 2-SI-2-068-2501R-2

725300 TCX-2-2566A-H10 F-C VT-3 1 C - - - - - NA U-BOLT
 SI-2-RB-058-704-2 NOTE 1
 R154D821RB

FEEDWATER 18-FW-2-036-2003-2

750000 TCX-2-2101-MR1 F-B VT-3 1 C - - - - - NA MOMENT RESTRAINT DWG S2-0681
 CP2-FWSSMR-01 NOTE 1
 R100A856SB

MAIN STEAM 32-MS-2-001-1303-2

750400 TCX-2-2100-MR1 F-B VT-3 1 C - - - - - NA MOMENT RESTRAINT DWG S2-0684
 CP2-MSMEMR-01 NOTE 1
 R108 877SB

INSERVICE INSPECTION PLAN
CLASS 2 SCHED/COMPL COMPONENTS

SUMMARY EXAMINATION AREA NUMBER IDENTIFICATION	INSPECTION INTERVAL		PLAN STATUS			PRESERVICE YEAR	INSTRUCTIONS **CALIBRATION BLOCK**
	ASME SEC. XI CATGY NDE ITEM NO METH		FIRST PERIOD	SECOND PERIOD	THIRD PERIOD		
			1 2	1 2 3	1 2		

RESIDUAL HEAT REMOVAL TCX-RHAHRS-01

750800 TCX-2-1120-1S1 F-B VT-3 1 - - - - - X NA DWG 2323-S2-0654
RHR HX 01 TOP SUPPORTS NOTE 1
R69 828SB

750900 TCX-2-1120-1S2 F-B VT-3 1 - - - - - X NA DWG 2323-S2-0654
RHR HX 01 INTERMEDIATE SUPPORTS NOTE 1
R69 810SB

751000 TCX-2-1120-1S3 F-B VT-3 1 - - - - - X NA DWG 2323-S2-0654
RHR HX 01 FOUNDATION SUPPORTS NOTE 1
R69 795SB

RESIDUAL HEAT REMOVAL TCX-RHAPRH-01

751400 TCX-2-3100-1S1 F-B VT-3 1 - - - - - X NA FEET. DWG C-8X20WDF86X16D
RHR PUMP 01 SUPPORT NOTE 1
R53 773SB

SAFETY INJECTION TCX-SIAPSI-02

751700 TCX-2-3140-1S1 F-B VT-3 1 - - C - - - - NA FEET. DWG 300-J49738
SI PUMP 02 SUPPORT NOTE 1
R060 773SB

CHEMICAL & VOLUME CONTROL TCX-CSAPCH-01

751800 TCX-2-3110-1S1 F-B VT-3 1 - - - - X - NA SUPPORT CRADEL. DWG B49745
CENTRIFUGAL CHARGING PUMP 01 NOTE 1
R210 810AB

INSERVICE INSPECTION PLAN
CLASS 2 SCHED/COMPL COMPONENTS

	INSPECTION INTERVAL		PLAN STATUS			PRESERVICE YEAR
	ASME	SEC. XI	FIRST PERIOD	SECOND PERIOD	THIRD PERIOD	
SUMMARY EXAMINATION AREA	CATGY	NDE	O U T A G E			INSTRUCTIONS
NUMBER IDENTIFICATION	ITEM NO	METH	1 2	1 2 3	1 2	**CALIBRATION BLOCK**

CONTAINMENT SPRAY CP2-CTAHCs-01

752000 TCX-2-1180-1S1 F-B VT-3 1 - - - - X - - NA DWG. 2323-S2-0654
 CT HX 01 TOP SUPPORTS NOTE 1
 R69 828SB

752100 TCX-2-1180-1S2 F-B VT-3 1 - - - - X - - NA DWG. 2323-S2-0654
 CT HX 01 INTERMEDIATE SUPPORTS NOTE 1
 R69 810SB

752200 TCX-2-1180-1S3 F-B VT-3 1 - - - - X - - NA DWG. 2323-S2-0654
 CT HX 01 FOUNDATION SUPPORTS NOTE 1
 R69 795SB

CONTAINMENT SPRAY CP2-CTAPCS-02

752700 TCX-2-2578-2PS1 F-B VT-3 1 - - - - X - - NA SUPPORT CRADLE. DWG
 CT PUMP 02 SUPPORT NOTE 1 15210085/88
 R51 773SB

CHEMICAL & VOLUME CONTROL TCX-CSAHRG-01

753000 TCX-2-1150-1S1 F-B VT-3 1 - - - - C - - NA DWG D-4314-4
 REGENERATIVE HX 01 SUPPORT NOTE 1
 R155C833RB

COMANCHE PEAK UNIT 2
 INSERVICE INSPECTION PLAN
 CLASS 3 SCHED/COMPL COMPONENTS

SUMMARY EXAMINATION AREA NUMBER IDENTIFICATION	INSPECTION INTERVAL		PLAN STATUS			PRESERVICE YEAR	INSTRUCTIONS **CALIBRATION BLOCK**
	ASME SEC. XI CATGY NDE ITEM NO METH		FIRST PERIOD	SECOND PERIOD	THIRD PERIOD		
			1 2	1 2 3	1 2		

AUXILIARY FEEDWATER

810500	AF-2-SB-001-H6 AF-2-001-428-S33R 2-074	F-C NOTE 1	VT-3 1 C -	- - -	- -	NA	STRUT
810550	AF-2-SB-001-H6 AF-2-001-428-S33R 2-074	D-A D1.20	VT-3 1 C -	- - -	- -	NA	WELDED ATTACHMENT
810700	AF-2-SB-001-H8 AF-2-059-401-S33R 2-074	F-C NOTE 1	VT-3 1 C -	- - -	- -	NA	STRUT
811800	AF-2-SB-002-H9 AF-2-002-439-S33R	F-C NOTE 1	VT-3 1 C -	- - -	- -	NA	STRUT
811850	AF-2-SB-002-H9 AF-2-002-439-S33R	D-A D1.20	VT-3 1 C -	- - -	- -	NA	WELDED ATTACHMENT
811900	AF-2-SB-003-H1 AF-2-035-402-S33R 2-070	F-C NOTE 1	VT-3 1 - -	- - -	X -	NA	STRUT
812250	AF-2-SB-003-H4 AF-2-035-428-S33R 2-070	D-A D1.20	VT-3 1 - -	- - -	X -	NA	WELDED ATTACHMENT

INSERVICE INSPECTION PLAN
CLASS 3 SCHED/COMPL COMPONENTS

SUMMARY EXAMINATION AREA NUMBER IDENTIFICATION	INSPECTION INTERVAL		PLAN STATUS			PRESERVICE YEAR	INSTRUCTIONS **CALIBRATION BLOCK**
	ASME SEC. XI CATGY NDE ITEM NO METH		FIRST PERIOD	SECOND PERIOD	THIRD PERIOD		
			1 2	1 2 3	1 2		

AUXILIARY FEEDWATER

812400	AF-2-SB-003-H6 AF-2-035-700-S33A 2-074	F-C VT-3	1 - -	- - -	X -	NA	BOX
		NOTE 1					
812450	AF-2-SB-003-H6 AF-2-035-700-S33A 2-074	D-A VT-3	1 - -	- - -	X -	NA	WELDED ATTACHMENT
		D1.20					
812460	AF-2-SB-003-H7 AF-2-035-424-S33A R074 808SB	F-C VT-3	1 - -	- - -	X -	NA	BOX
		NOTE 1					
812470	AF-2-SB-003-H7 AF-2-035-424-S33A R074 808SB	D-A VT-3	1 - -	- - -	X -	NA	WELDED ATTACHMENT
		D1.20					
812500	AF-2-SB-004-H1 AF-2-003-402-S33R 2-072	F-C VT-3	1 - -	- - -	X -	NA	STRUT
		NOTE 1					
812600	AF-2-SB-004-H2 AF-2-003-404-S33R 2-071	F-C VT-3	1 - -	- - -	X -	NA	STRUT
		NOTE 1					
812700	AF-2-SB-004-H3 AF-2-003-407-S33A 2-072	F-C VT-3	1 - -	- - -	X -	NA	FRAME
		NOTE 1					

COMANCHE PEAK UNIT 2
 INSERVICE INSPECTION PLAN
 CLASS 3 SCHED/COMPL COMPONENTS

SUMMARY EXAMINATION AREA NUMBER IDENTIFICATION	INSPECTION INTERVAL	PLAN STATUS			PRESERVICE YEAR	INSTRUCTIONS **CALIBRATION BLOCK**
		ASME SEC. XI CATGY NDE ITEM NO METH	FIRST PERIOD	SECOND PERIOD		
			1 2	1 2 3	1 2	

AUXILIARY FEEDWATER

812750	AF-2-SB-004-H3 AF-2-003-407-S33A 2-072	D-A VT-3	1 - -	- - -	X -	NA	WELDED ATTACHMENT
		D1.20					
812800	AF-2-SB-004-H4 AF-2-058-407-S33R 2-072	F-C VT-3	1 - -	- - -	X -	NA	STRUT
		NOTE 1					
812900	AF-2-SB-005-H1 AF-2-003-405-S33R 2-071	F-C VT-3	1 - -	- - -	X -	NA	STRUT
		NOTE 1					
813000	AF-2-SB-005-H2 AF-2-003-406-S33R 2-071	F-C VT-3	1 - -	- - -	X -	NA	STRUT
		NOTE 1					
814000	AF-2-SB-006-H4 AF-2-004-405-S33A 2-073	F-C VT-3	1 C -	- - -	- -	NA	BOX
		NOTE 1					
814050	AF-2-SB-006-H4 AF-2-004-405-S33A 2-073	D-A VT-3	1 C -	- - -	- -	NA	WELDED ATTACHMENT
		D1.20					
814800	AF-2-SB-010-H2 AF-2-006-412-S33A 2-074	F-C VT-3	1 C -	- - -	- -	NA	BOX
		NOTE 1					

COMANCHE PEAK UNIT 2
 INSERVICE INSPECTION PLAN
 CLASS 3 SCHED/COMPL COMPONENTS

SUMMARY EXAMINATION AREA NUMBER IDENTIFICATION	INSPECTION INTERVAL	PLAN STATUS			PRESERVICE YEAR	INSTRUCTIONS
		ASME SEC. XI CATGY NDE ITEM NO METH	FIRST PERIOD	SECOND PERIOD		
			O U T A G E			**CALIBRATION BLOCK**
			1 2	1 2 3	1 2	

AUXILIARY FEEDWATER

814850	AF-2-SB-010-H2 AF-2-006-412-S33A 2-074	D-A D1.20	VT-3	1 C -	- - -	- -	NA	WELDED ATTACHMENT
815000	AF-2-SB-011-H2 AF-2-005-700-S33A 2-070	F-C NOTE 1	VT-3	1 C -	- - -	- -	NA	BOX
815050	AF-2-SB-011-H2 AF-2-005-700-S33A 2-070	D-A D1.20	VT-3	1 C -	- - -	- -	NA	WELDED ATTACHMENT
815100	AF-2-SB-011-H3 AF-2-084-401-S33A 2-070	F-C NOTE 1	VT-3	1 C -	- - -	- -	NA	BOX
815150	AF-2-SB-011-H3 AF-2-084-401-S33A 2-070	D-A D1.20	VT-3	1 C -	- - -	- -	NA	WELDED ATTACHMENT
815500	AF-2-SB-012-H4 AF-2-010-403-S33A 2-072	F-C NOTE 1	VT-3	1 C -	- - -	- -	NA	BOX
815550	AF-2-SB-012-H4 AF-2-010-403-S33A 2-072	D-A D1.20	VT-3	1 C -	- - -	- -	NA	WELDED ATTACHMENT

COMANCHE PEAK UNIT 2
 INSERVICE INSPECTION PLAN
 CLASS 3 SCHED/COMPL COMPONENTS

SUMMARY EXAMINATION AREA NUMBER IDENTIFICATION	INSPECTION INTERVAL	PLAN STATUS			PRESERVICE YEAR	INSTRUCTIONS
		FIRST PERIOD	SECOND PERIOD	THIRD PERIOD		
	ASME					
	SEC. XI					
	CATGY NDE	O U T A G E				
	ITEM NO METH	1 2	1 2 3	1 2		**CALIBRATION BLOCK**

AUXILIARY FEEDWATER

816600	AF-2-SB-013-H7 AF-2-009-413-S33A 2-073	F-C	VT-3	1 C -	- - -	- -	NA	BOX
				NOTE 1				
816650	AF-2-SB-013-H7 AF-2-009-413-S33A 2-073	D-A	VT-3	1 C -	- - -	- -	NA	WELDED ATTACHMENT
				D1.20				
816800	AF-2-SB-014-H1 AF-2-061-401-S33A 2-072	F-C	VT-3	1 C -	- - -	- -	NA	BOX
				NOTE 1				
816850	AF-2-SB-014-H1 AF-2-061-401-S33A 2-072	D-A	VT-3	1 C -	- - -	- -	NA	WELDED ATTACHMENT
				D1.20				
817100	AF-2-SB-014-H4 AF-2-099-401-S33R 2-072	F-C	VT-3	1 C -	- - -	- -	NA	STRUT
				NOTE 1				
818600	AF-2-SB-017-H1 AF-2-028-402-S33R 2-072	F-C	VT-3	1 C -	- - -	- -	NA	STRUT
				NOTE 1				
819000	AF-2-SB-017-H5 AF-2-039-401-S33R 2-072	F-C	VT-3	1 C -	- - -	- -	NA	STRUT
				NOTE 1				

COMANCHE PEAK UNIT 2
 INSERVICE INSPECTION PLAN
 CLASS 3 SCHED/COMPL COMPONENTS

SUMMARY EXAMINATION AREA NUMBER IDENTIFICATION	INSPECTION INTERVAL		PLAN STATUS			PRESERVICE YEAR	INSTRUCTIONS **CALIBRATION BLOCK**
	ASME SEC. XI CATGY NDE ITEM NO METH		FIRST PERIOD	SECOND PERIOD	THIRD PERIOD		
			1 2	1 2 3	1 2		

AUXILIARY FEEDWATER

819500	AF-2-SB-019-H1 AF-2-050-401-S33R 2-072	F-C NOTE 1	VT-3 1 C -	- - -	- - -	NA	STRUT
820000	AF-2-SB-019-H6 AF-2-097-402-S33R 2-071	F-C NOTE 1	VT-3 1 C -	- - -	- - -	NA	STRUT
820100	AF-2-SB-019-H7 AF-2-097-403-S33R 2-071	F-C NOTE 1	VT-3 1 C -	- - -	- - -	NA	STRUT
820200	AF-2-SB-019-H8 AF-2-097-406-S33R 2-071	F-C NOTE 1	VT-3 1 C -	- - -	- - -	NA	STRUT
820250	AF-2-SB-019-H8 AF-2-097-406-S33R 2-071	D-A D1.20	VT-3 1 C -	- - -	- - -	NA	WELDED ATTACHMENT
820400	AF-2-SB-020-H2 AF-2-099-408-S33R R071 807SB	F-C NOTE 1	VT-3 1 - -	C - -	- - -	NA	STRUT
820700	AF-2-SB-020-H5 AF-2-099-411-S33R R071 807SB	F-C NOTE 1	VT-3 1 - -	C - -	- - -	NA	STRUT

COMANCHE PEAK UNIT 2
 INSERVICE INSPECTION PLAN
 CLASS 3 SCHED/COMPL COMPONENTS

SUMMARY EXAMINATION AREA NUMBER IDENTIFICATION	INSPECTION INTERVAL		PLAN STATUS			PRESERVICE YEAR	INSTRUCTIONS **CALIBRATION BLOCK**
	ASME SEC. XI CATGY NDE ITEM NO METH		FIRST PERIOD	SECOND PERIOD	THIRD PERIOD		
			1 2	1 2 3	1 2		

AUXILIARY FEEDWATER

820800 AF-2-SB-020-H6 AF-2-099-412-S33R R071 807SB	F-C NOTE 1	VT-3 1 - -	C - - - -			NA	STRUT
820900 AF-2-SB-020-H7 AF-2-099-413-S33R R082 807SB	F-C NOTE 1	VT-3 1 - -	- - X - -			NA	STRUT
821800 AF-2-SB-021-H3 AF-2-097-410-S33R R082 807SB	F-C NOTE 1	VT-3 1 - -	C - - - -			NA	STRUT
821850 AF-2-SB-021-H3 AF-2-097-410-S33R R071 807SB	D-A D1.20	VT-3 1 - -	C - - - -			NA	WELDED ATTACHMENT
822700 AF-2-SB-021-H12 AF-2-097-423-S33A R082 807SB	F-C NOTE 1	VT-3 1 - -	- - X - -			NA	BOX
822750 AF-2-SB-021-H12 AF-2-097-423-S33A R082 807SB	D-A D1.20	VT-3 1 - -	- - X - -			NA	WELDED ATTACHMENT
825750 AF-2-SB-027-H6 AF-2-030-403-S33R R073 794SB	D-A D1.20	VT-3 1 - -	C - - - -			NA	WELDED ATTACHMENT

COMANCHE PEAK UNIT 2
 INSERVICE INSPECTION PLAN
 CLASS 3 SCHED/COMPL COMPONENTS

SUMMARY EXAMINATION AREA NUMBER IDENTIFICATION	INSPECTION INTERVAL		PLAN STATUS			PRESERVICE YEAR	INSTRUCTIONS **CALIBRATION BLOCK**
	ASME SEC. XI CATGY NDE ITEM NO METH		FIRST PERIOD	SECOND PERIOD	THIRD PERIOD		
			1 2	1 2 3	1 2		

AUXILIARY FEEDWATER

826150 AF-2-SB-028-H1 AF-2-011-401-S33R R074 805SB	D-A VT-3	1 - -	C - -	- -	- -	NA	WELDED ATTACHMENT
	D1.20						
827600 AF-2-SB-030A-H1 AF-2-025-401-S33S R074 793SB	F-C VT-3	1 - -	C - -	- -	- -	NA	SPRING
	NOTE 1						
829400 AF-2-SB-032-H2 AF-2-101-402-S33R R073 792SB	F-C VT-3	1 - -	C - -	- -	- -	NA	U-BOLT
	NOTE 1						
829500 AF-2-SB-032-H3 AF-2-101-431-S33A R073 792SB	F-C VT-3	1 - -	C - -	- -	- -	NA	BOX
	NOTE 1						
829550 AF-2-SB-032-H3 AF-2-101-431-S33A R073 792SB	D-A VT-3	1 - -	C - -	- -	- -	NA	WELDED ATTACHMENT
	D1.20						
836500 AF-2-SB-042-H11 AF-2-100-407-S33A R082 809SB	F-C VT-3	1 - -	- -	X	- -	NA	BOX
	NOTE 1						
836550 AF-2-SB-042-H11 AF-2-100-407-S33A R082 809SB	D-A VT-3	1 - -	- -	X	- -	NA	WELDED ATTACHMENT
	D1.20						

INSERVICE INSPECTION PLAN
CLASS 3 SCHED/COMPL COMPONENTS

SUMMARY EXAMINATION AREA NUMBER IDENTIFICATION	INSPECTION INTERVAL		PLAN STATUS			PRESERVICE YEAR	INSTRUCTIONS **CALIBRATION BLOCK**
	ASME SEC. XI CATGY NDE ITEM NO METH		FIRST PERIOD	SECOND PERIOD	THIRD PERIOD		
			1 2	1 2 3	1 2		

AUXILIARY FEEDWATER

841000 AF-2-SB-046-H6 AF-2-098-412-S33A 2-082	F-C NOTE 1	VT-3	1 - -	- - -	X -	NA	BOX
841050 AF-2-SB-046-H6 AF-2-098-412-S33A 2-082	D-A D1.20	VT-3	1 - -	- - -	X -	NA	WELDED ATTACHMENT
841500 AF-2-SB-047-H3 AF-2-096-439-S43R 2-078	F-C NOTE 1	VT-3	1 - -	- - -	X -	NA	STRUT
841550 AF-2-SB-047-H3 AF-2-096-439-S43R 2-078	D-A D1.20	VT-3	1 - -	- - -	X -	NA	WELDED ATTACHMENT
845800 AF-2-SB-055A-H3 AF-2-097-433-S53R 2-094	F-C NOTE 1	VT-3	1 - -	- - -	X -	NA	STRUT
845850 AF-2-SB-055A-H3 AF-2-097-433-S53R 2-094	D-A D1.20	VT-3	1 - -	- - -	X -	NA	WELDED ATTACHMENT
849200 AF-2-SB-063A-H1 AF-2-103-411-S53R 2-089	F-C NOTE 1	VT-3	1 - -	- - -	X -	NA	STRUT

INSERVICE INSPECTION PLAN

CLASS 3 SCHED/COMPL COMPONENTS

SUMMARY EXAMINATION AREA NUMBER IDENTIFICATION	INSPECTION INTERVAL ASME SEC. XI CATGY WDE ITEM NO METH	PLAN STATUS			PRESERVICE YEAR	INSTRUCTIONS **CALIBRATION BLOCK**
		FIRST PERIOD	SECOND PERIOD	THIRD PERIOD		
		1 2	1 2 3	1 2		

AUXILIARY FEEDWATER

849250	AF-2-SB-063A-H1 AF-2-103-411-S53R 2-089	D-A VT-3	1 - -	- - -	X -	NA	WELDED ATTACHMENT
		D1.20					
849700	AF-2-SB-063A-H6 AF-2-111-401-S63R 2-100A	F-C VT-3	1 - -	- - -	X -	NA	BOX
		NOTE 1					
849750	AF-2-SB-063A-H6 AF-2-111-401-S63R 2-100A	D-A VT-3	1 - -	- - -	X -	NA	WELDED ATTACHMENT
		D1.20					
850900	AF-2-YD-001-H10 AF-2-001-421-Y33R 2-085D	F-C VT-3	1 - -	- - -	X -	NA	STRUT
		NOTE 1					
850950	AF-2-YD-001-H10 AF-2-001-421-Y33R 2-085D	D-A VT-3	1 - -	- - -	X -	NA	WELDED ATTACHMENT
		D1.20					
851450	AF-2-YD-001-H15 AF-2-006-402-S33R 2-074	D-A VT-3	1 - -	- - -	X -	NA	WELDED ATTACHMENT
		D1.20					
851650	AF-2-YD-001-H17 AF-2-006-405-S33R 2-074	D-A VT-3	1 - -	- - -	X -	NA	WELDED ATTACHMENT
		D1.20					

INSERVICE INSPECTION PLAN

CLASS 3 SCHED/COMPL COMPONENTS

SUMMARY EXAMINATION AREA NUMBER IDENTIFICATION	INSPECTION INTERVAL		PLAN STATUS						PRESERVICE YEAR	INSTRUCTIONS
	ASME SEC. XI	CATGY NDE	FIRST PERIOD	SECOND PERIOD	THIRD PERIOD	O U T A G E				
		ITEM NO METH	1 2	1 2 3	1 2				**CALIBRATION BLOCK**	

AUXILIARY FEEDWATER

852200 AF-2-YD-002-H5 F-C VT-3 1 - - - - - X - NA STRUT
 AF-2-002-418-Y33R NOTE 1
 2-085D

852250 AF-2-YD-002-H5 D-A VT-3 1 - - - - - X - NA WELDED ATTACHMENT
 AF-2-002-418-Y33R D1.20
 2-085D

855000 AF-2-YD-006-H3 F-C VT-3 1 - - - - - X - NA STRUT
 AF-2-043-403-Y43R NOTE 1
 2-085D

COMPONENT COOLING

856600 CC-2-AB-001-H5 F-C VT-3 1 C - - - - - NA STRUT
 CC-2-019-706-A43R NOTE 1
 X-204

856650 CC-2-AB-001-H5 D-A VT-3 1 C - - - - - NA WELDED ATTACHMENT
 CC-2-019-706-A43R D1.20
 X-204

856700 CC-2-AB-001-H6 F-C VT-3 1 C - - - - - NA SPRING
 CC-2-019-707-A43S NOTE 1

856750 CC-2-AB-001-H6 D-A VT-3 1 C - - - - - NA WELDED ATTACHMENT
 CC-2-019-707-A43S D1.20

COMANCHE PEAK UNIT 2
 INSERVICE INSPECTION PLAN
 CLASS 3 SCHED/COMPL COMPONENTS

SUMMARY EXAMINATION AREA NUMBER IDENTIFICATION	INSPECTION INTERVAL	PLAN STATUS			PRESERVICE YEAR	INSTRUCTIONS
		ASME	FIRST PERIOD	SECOND PERIOD		
	SEC. XI					
	CATGY NDE		O U T A G E			
	ITEM NO METH	1 2	1 2 3	1 2		**CALIBRATION BLOCK**

COMPONENT COOLING

856800	CC-2-AB-001-H7 CC-2-019-713-A43S X-207	F-C	VT-3	1 C -	- - -	- -	NA	SPRING
				NOTE 1				
856850	CC-2-AB-001-H7 CC-2-019-713-A43S X-207	D-A	VT-3	1 C -	- - -	- -	NA	WELDED ATTACHMENT
				D1.20				
857050	CC-2-AB-001-H10 CC-2-019-715-A43K	F-C	VT-3	1 C -	- - -	- -	NA	SNUBBER
				NOTE 1				
857100	CC-2-AB-002-H1 CC-2-045-001-A33R	F-C	VT-3	1 C -	- - -	- -	NA	STRUT
				NOTE 1				
857200	CC-2-AB-002-H2 CC-2-045-002-A33R	F-C	VT-3	1 C -	- - -	- -	NA	STRUT
				NOTE 1				
857300	CC-2-AB-002-H3 CC-2-045-004-A33R	F-C	VT-3	1 C -	- - -	- -	NA	STRUT
				NOTE 1				
859250	CC-2-AB-003-H6 CC-2-012-707-A43R X-207	D-A	VT-3	1 C -	- - -	- -	NA	WELDED ATTACHMENT
				D1.20				

INSERVICE INSPECTION PLAN
CLASS 3 SCHED/COMPL COMPONENTS

SUMMARY EXAMINATION AREA NUMBER IDENTIFICATION	INSPECTION INTERVAL ASME SEC. XI CATGY NDE ITEM NO METH	PLAN STATUS			PRESERVICE YEAR	INSTRUCTIONS **CALIBRATION BLOCK**
		FIRST PERIOD	SECOND PERIOD	THIRD PERIOD		
		1 2	1 2 3	1 2		

COMPONENT COOLING

859400 CC-2-AB-004-H1 CC-2-969-700-A43S R197 800AB	F-C VT-3 NOTE 1	1 - -	- - X	- -	NA	SPRING
859450 CC-2-AB-004-H1 CC-2-969-700-A43S R197 800AB	D-A VT-3 D1.20	1 - -	- - X	- -	NA	WELDED ATTACHMENT
862300 CC-2-AB-006-H6 CC-2-028-401-A33R X-174	F-C VT-3 NOTE 1	1 C -	- - -	- -	NA	STRUT
862350 CC-2-AB-006-H6 CC-2-028-401-A33R X-174	D-A VT-3 D1.20	1 C -	- - -	- -	NA	WELDED ATTACHMENT
862500 CC-2-AB-006-H8 CC-2-028-404-A33R X-174	F-C VT-3 NOTE 1	1 C -	- - -	- -	NA	STRUT
862550 CC-2-AB-006-H8 CC-2-028-404-A33R X-174	D-A VT-3 D1.20	1 C -	- - -	- -	NA	WELDED ATTACHMENT
862700 CC-2-AB-006-H10 CC-2-028-424-A33R X-174	F-C VT-3 NOTE 1	1 C -	- - -	- -	NA	STRUT

INSERVICE INSPECTION PLAN

CLASS 3 SCHED/COMPL COMPONENTS

SUMMARY EXAMINATION AREA NUMBER IDENTIFICATION	INSPECTION INTERVAL		PLAN STATUS			PRESERVICE YEAR	INSTRUCTIONS **CALIBRATION BLOCK**
	ASME	SEC. XI	FIRST PERIOD	SECOND PERIOD	THIRD PERIOD		
	CATGY	NDE	1 2	1 2 3	1 2		
	ITEM NO	METH					

COMPONENT COOLING

862750	CC-2-AB-006-H10 CC-2-028-424-A33R X-174	D-A	VT-3	1 C -	- - -	- -	NA	WELDED ATTACHMENT
		D1.20						
862800	CC-2-AB-006-H11 CC-2-028-704-A33A	F-C	VT-3	1 C -	- - -	- -	NA	BOX
		NOTE 1						
862850	CC-2-AB-006-H11 CC-2-028-704-A33A	D-A	VT-3	1 C -	- - -	- -	NA	WELDED ATTACHMENT
		D1.20						
863100	CC-2-AB-007-H2 CC-2-045-007-A43A	F-C	VT-3	1 C -	- - -	- -	NA	BOX
		NOTE 1						
863150	CC-2-AB-007-H2 CC-2-045-007-A43A	D-A	VT-3	1 C -	- - -	- -	NA	WELDED ATTACHMENT
		D1.20						
863900	CC-2-AB-008-H6 CC-2-015-701-A43S X-204	F-C	VT-3	1 C -	- - -	- -	NA	SPRING
		NOTE 1						
863950	CC-2-AB-008-H6 CC-2-015-701-A43S X-204	D-A	VT-3	1 C -	- - -	- -	NA	WELDED ATTACHMENT
		D1.20						

INSERVICE INSPECTION PLAN
CLASS 3 SCHED/COMPL COMPONENTS

SUMMARY EXAMINATION AREA NUMBER IDENTIFICATION	INSPECTION INTERVAL	PLAN STATUS			PRESERVICE YEAR	INSTRUCTIONS
		ASME SEC. XI CATGY NDE ITEM NO METH	FIRST PERIOD	SECOND PERIOD		
				OUTAGE		**CALIBRATION BLOCK**
			1 2	1 2 3	1 2	

COMPONENT COOLING

864650	CC-2-AB-009-H5 CC-2-050-702-A43K X-197	D-A	VT-3	1 C -	- - -	- -	NA	WELDED ATTACHMENT
				D1.20				
864700	CC-2-AB-009-H6 CC-2-050-703-A43S	F-C	VT-3	1 C -	- - -	- -	NA	SPRING
				NOTE 1				
864750	CC-2-AB-009-H6 CC-2-050-703-A43S	D-A	VT-3	1 C -	- - -	- -	NA	WELDED ATTACHMENT
				D1.20				
865200	CC-2-AB-010-H2 CC-2-116-701-A43R X-207	F-C	VT-3	1 C -	- - -	- -	NA	STRUT
				NOTE 1				
865300	CC-2-AB-011-H1 CC-2-110-700-A43R X-207	F-C	VT-3	1 C -	- - -	- -	NA	STRUT
				NOTE 1				
865800	CC-2-AB-011-H6 CC-2-155-701-A43A X-194	F-C	VT-3	1 C -	- - -	- -	NA	BOX
				NOTE 1				
865850	CC-2-AB-011-H6 CC-2-155-701-A43A X-194	D-A	VT-3	1 C -	- - -	- -	NA	WELDED ATTACHMENT
				D1.20				

INSERVICE INSPECTION PLAN
CLASS 3 SCHED/COMPL COMPONENTS

SUMMARY EXAMINATION AREA NUMBER IDENTIFICATION	INSPECTION INTERVAL	PLAN STATUS			PRESERVICE YEAR	INSTRUCTIONS
		ASME SEC. XI CATGY NDE ITEM NO METH	FIRST PERIOD	SECOND PERIOD		
			1 2	1 2 3	1 2	**CALIBRATION BLOCK**

COMPONENT COOLING

866100 CC-2-AB-012-H3 CC-2-126-401-A43R	F-C VT-3 1 C - NOTE 1	- - -	- -	NA	STRUT
866300 CC-2-AB-012-H5 CC-2-133-401-A43R	F-C VT-3 1 C - NOTE 1	- - -	- -	NA	STRUT
866400 CC-2-AB-012-H6 CC-2-133-700-A43A	F-C VT-3 1 C - NOTE 1	- - -	- -	NA	BOX
866450 CC-2-AB-012-H6 CC-2-133-700-A43A	D-A VT-3 1 C - D1.20	- - -	- -	NA	WELDED ATTACHMENT
866800 CC-2-AB-012-H10 CC-2-158-407-A43K X-207	F-C VT-3 1 C - NOTE 1	- - -	- -	NA	SNUBBER
866850 CC-2-AB-012-H10 CC-2-158-407-A43K X-207	D-A VT-3 1 C - D1.20	- - -	- -	NA	WELDED ATTACHMENT
866900 CC-2-AB-012-H11 CC-2-158-408-A43K X-207	F-C VT-3 1 C - NOTE 1	- - -	- -	NA	SNUBBER

COMANCHE PEAK UNIT 2
 INSERVICE INSPECTION PLAN
 CLASS 3 SCHED/COMPL COMPONENTS

SUMMARY EXAMINATION AREA NUMBER IDENTIFICATION	INSPECTION INTERVAL		PLAN STATUS			PRESERVICE YEAR	INSTRUCTIONS **CALIBRATION BLOCK**
	ASME SEC. XI CATGY WDE ITEM NO METH		FIRST	SECOND	THIRD		
			PERIOD	PERIOD	PERIOD		
			1 2	1 2 3	1 2		

COMPONENT COOLING

866950	CC-2-AB-012-H11 CC-2-158-408-A43K X-207	D-A D1.20	VT-3	1 C -	- - -	- -	NA	WELDED ATTACHMENT
871600	CC-2-AB-017-H12 CC-2-008-719-A33A R174 800AB	F-C NOTE 1	VT-3	1 - -	C - -	- -	NA	BOX
871650	CC-2-AB-017-H12 CC-2-008-719-A33A R174 800AB	D-A D1.20	VT-3	1 - -	C - -	- -	NA	WELDED ATTACHMENT
872000	CC-2-AB-018-H3 CC-2-040-403-A33R R180 800AB	F-C NOTE 1	VT-3	1 - -	- C -	- -	NA	BOX
872050	CC-2-AB-018-H3 CC-2-040-403-A33R R180 800AB	D-A D1.20	VT-3	1 - -	- C -	- -	NA	WELDED ATTACHMENT
872100	CC-2-AB-018-H4 CC-2-040-404-A33R R180 800AB	F-C NOTE 1	VT-3	1 - -	- C -	- -	NA	STRUT
872150	CC-2-AB-018-H4 CC-2-040-404-A33R R180 800AB	D-A D1.20	VT-3	1 - -	- C -	- -	NA	WELDED ATTACHMENT

INSERVICE INSPECTION PLAN

CLASS 3 SCHED/COMPL COMPONENTS

SUMMARY EXAMINATION AREA NUMBER IDENTIFICATION	INSPECTION INTERVAL ASME SEC. XI CATGY NDE ITEM NO METH	PLAN STATUS			PRESERVICE YEAR	INSTRUCTIONS **CALIBRATION BLOCK**
		FIRST PERIOD	SECOND PERIOD	THIRD PERIOD		
		1 2	1 2 3	1 2		

COMPONENT COOLING

872200	CC-2-AB-018-H5 CC-2-048-401-A33R R170 800AB	F-C VT-3	1 - -	- C - - -	NA	STRUT
		NOTE 1				
872900	CC-2-AB-018-H12 CC-2-048-410-A33S R180 800AB	F-C VT-3	1 - -	C - - - -	NA	SPRING
		NOTE 1				
876200	CC-2-AB-026-H2 CC-2-057-014-A33A R180 800AB	F-C VT-3	1 - -	C - - - -	NA	BOX
		NOTE 1				
876250	CC-2-AB-026-H2 CC-2-057-014-A33A R180 800AB	D-A VT-3	1 - -	C - - - -	NA	WELDED ATTACHMENT
		D1.20				
876700	CC-2-AB-027A-H4 CC-2-043-714-A33K R180 800AB	F-C VT-3	1 - -	C - - - -	NA	SNUBBER
		NOTE 1				
876750	CC-2-AB-027A-H4 CC-2-043-714-A33K R180 800AB	D-A VT-3	1 - -	C - - - -	NA	WELDED ATTACHMENT
		D1.20				
877100	CC-2-AB-027A-H8 CC-2-066-700-A33A R180 800AB	F-C VT-3	1 - -	C - - - -	NA	BOX
		NOTE 1				

INSERVICE INSPECTION PLAN

CLASS 3 SCHED/COMPL COMPONENTS

INSPECTION INTERVAL		PLAN STATUS			PRESERVICE YEAR	INSTRUCTIONS
		FIRST PERIOD	SECOND PERIOD	THIRD PERIOD		
ASME						
SEC. XI		-----				
CATGY NDE		O U T A G E				
ITEM NO METH		1 2	1 2 3	1 2		**CALIBRATION BLOCK**

SUMMARY EXAMINATION AREA
NUMBER IDENTIFICATION

COMPONENT COOLING

880250	CC-2-AB-033-H9 CC-2-007-017-A63R X-241	D-A D1.20	VT-3	1 - -	- - X	- -	NA	WELDED ATTACHMENT
880700	CC-2-AB-038-H3 CC-2-164-403-A53S	F-C NOTE 1	VT-3	1 - -	- - X	- -	NA	SPRING
880750	CC-2-AB-038-H3 CC-2-164-403-A53S	D-A D1.20	VT-3	1 - -	- - X	- -	NA	WELDED ATTACHMENT
881000	CC-2-AB-038-H6 CC-2-164-407-A63K X-235	F-C NOTE 1	VT-3	1 - -	- - X	- -	NA	SNUBBER
882900	CC-2-AB-039-H9 CC-2-156-710-A53R X-194	F-C NOTE 1	VT-3	1 - -	- C -	- -	NA	STRUT
882950	CC-2-AB-039-H9 CC-2-156-710-A53R X-194	D-A D1.20	VT-3	1 - -	- C -	- -	NA	WELDED ATTACHMENT
883000	CC-2-AB-049-H1 CC-2-007-001-A73K X-245	F-C NOTE 1	VT-3	1 - -	- C -	- -	NA	SNUBBER

INSERVICE INSPECTION PLAN

CLASS 3 SCHED/COMPL COMPONENTS

SUMMARY EXAMINATION AREA NUMBER IDENTIFICATION	INSPECTION INTERVAL	PLAN STATUS			PRESERVICE YEAR	INSTRUCTIONS
		ASME SEC. XI CATGY NDE ITEM NO METH	FIRST PERIOD	SECOND PERIOD		
			1 2	1 2 3	1 2	**CALIBRATION BLOCK**

COMPONENT COOLING

883050 CC-2-AB-049-H1 CC-2-007-001-A73K X-245	D-A VT-3 D1.20	1 - -	- C -	- -	NA	WELDED ATTACHMENT
883400 CC-2-AB-050-H1 CC-2-011-001-A63R X-241	F-C VT-3 NOTE 1	1 - -	- C -	- -	NA	STRUT
883450 CC-2-AB-050-H1 CC-2-011-001-A63R X-241	D-A VT-3 D1.20	1 - -	- C -	- -	NA	WELDED ATTACHMENT
883600 CC-2-AB-050-H3 CC-2-011-003-A73R X-245	F-C VT-3 NOTE 1	1 - -	- C -	- -	NA	STRUT
883650 CC-2-AB-050-H3 CC-2-011-003-A73R X-245	D-A VT-3 D1.20	1 - -	- C -	- -	NA	WELDED ATTACHMENT
885100 CC-2-EC-001-H7 CC-2-035-709-E33S X-115B	F-C VT-3 NOTE 1	1 - -	- - X	- -	NA	SPRING
885150 CC-2-EC-001-H7 CC-2-035-709-E33S X-115B	D-A VT-3 D1.20	1 - -	- - X	- -	NA	WELDED ATTACHMENT

INSERVICE INSPECTION PLAN
CLASS 3 SCHED/COMPL COMPONENTS

SUMMARY EXAMINATION AREA NUMBER IDENTIFICATION	INSPECTION INTERVAL ASME SEC. XI CATGY NDE ITEM NO METH	PLAN STATUS						PRESERVICE YEAR	INSTRUCTIONS **CALIBRATION BLOCK**
		FIRST PERIOD		SECOND PERIOD			THIRD PERIOD		
		1	2	1	2	3	1	2	

COMPONENT COOLING

885400	CC-2-EC-001-H10 CC-2-035-714-A33A X-180	F-C NOTE 1	VT-3	1	-	-	-	-	X	-	-	NA	BOX
885450	CC-2-EC-001-H10 CC-2-035-714-A33A X-180	D-A D1.20	VT-3	1	-	-	-	-	X	-	-	NA	WELDED ATTACHMENT
886300	CC-2-EC-003A-H1 CC-2-107-700-E23R X-115B	F-C NOTE 1	VT-3	1	-	-	-	C	-	-	-	NA	STRUT
887000	CC-2-EC-004-H1 CC-2-105-401-E23R X-115B	F-C NOTE 1	VT-3	1	-	-	-	-	X	-	-	NA	STRUT
887050	CC-2-EC-004-H1 CC-2-105-401-E23R X-115B	D-A D1.20	VT-3	1	-	-	-	-	X	-	-	NA	WELDED ATTACHMENT
888300	CC-2-FB-002-H1 CC-2-126-004-F43K	F-C NOTE 1	VT-3	1	-	-	-	-	X	-	-	NA	SNUBBER
891200	CC-2-RB-046-H2 CC-2-204-407-C53A 2-155E	F-C NOTE 1	VT-3	1	-	-	-	C	-	-	-	NA	BOX

INSERVICE INSPECTION PLAN
CLASS 3 SCHED/COMPL COMPONENTS

SUMMARY EXAMINATION AREA NUMBER IDENTIFICATION	INSPECTION INTERVAL ASME SEC. XI CATGY NDE ITEM NO METH	PLAN STATUS			PRESERVICE YEAR	INSTRUCTIONS **CALIBRATION BLOCK**
		FIRST PERIOD	SECOND PERIOD	THIRD PERIOD		
		1 2	1 2 3	1 2		

COMPONENT COOLING

891250 CC-2-RB-046-H2 CC-2-204-407-C53A 2-155E	D-A VT-3 D1.20	1 - -	- C -	- -	NA	WELDED ATTACHMENT
891600 CC-2-RB-046-H6 CC-2-204-421-C53R 2-155E	F-C VT-3 NOTE 1	1 - -	- C -	- -	NA	STRUT
891650 CC-2-RB-046-H6 CC-2-204-421-C53R 2-155E	D-A VT-3 D1.20	1 - -	- C -	- -	NA	WELDED ATTACHMENT
892000 CC-2-RB-084-H2 CC-2-246-423-C53R 2-155D	F-C VT-3 NOTE 1	1 - -	- - -	X -	NA	STRUT
892050 CC-2-RB-084-H2 CC-2-246-423-C53R 2-155D	D-A VT-3 D1.20	1 - -	- - -	X -	NA	WELDED ATTACHMENT
892200 CC-2-RB-084-H4 CC-2-249-404-C53R 2-155D	F-C VT-3 NOTE 1	1 - -	- - -	X -	NA	STRUT
892250 CC-2-RB-084-H4 CC-2-249-404-C53R 2-155D	D-A VT-3 D1.20	1 - -	- - -	X -	NA	WELDED ATTACHMENT

INSERVICE INSPECTION PLAN

CLASS 3 SCHED/COMPL COMPONENTS

SUMMARY EXAMINATION AREA NUMBER IDENTIFICATION	INSPECTION INTERVAL		PLAN STATUS						PRESERVICE YEAR	INSTRUCTIONS **CALIBRATION BLOCK**
	ASME SEC. XI	CATGY NDE ITEM NO METH	FIRST PERIOD	SECOND PERIOD	THIRD PERIOD					
			1 2	1 2 3	1 2					

COMPONENT COOLING

892900	CC-2-RB-085-H6 CC-2-204-420-C53R 2-155E	F-C NOTE 1	VT-3	1 - -	- - -	X -	NA	STRUT
892950	CC-2-RB-085-H6 CC-2-204-420-C53R 2-155E	D-A D1.20	VT-3	1 - -	- - -	X -	NA	WELDED ATTACHMENT
893600	CC-2-RB-086-H4 CC-2-246-419-C53R 2-155D	F-C NOTE 1	VT-3	1 - -	- - -	X -	NA	STRUT
893650	CC-2-RB-086-H4 CC-2-246-419-C53R 2-155D	D-A D1.20	VT-3	1 - -	- - -	X -	NA	WELDED ATTACHMENT
893800	CC-2-RB-086-H6 CC-2-246-422-C53A 2-155D	F-C NOTE 1	VT-3	1 - -	- - -	X -	NA	BOX
893850	CC-2-RB-086-H6 CC-2-246-422-C53A 2-155D	D-A D1.20	VT-3	1 - -	- - -	X -	NA	WELDED ATTACHMENT
894000	CC-2-RB-097-H1 CC-2-201-402-C53R 2-155G	F-C NOTE 1	VT-3	1 - -	- C -	- -	NA	STRUT

INSERVICE INSPECTION PLAN

CLASS 3 SCHED/COMPL COMPONENTS

SUMMARY EXAMINATION AREA NUMBER IDENTIFICATION	INSPECTION INTERVAL ASME SEC. XI CATGY NDE ITEM NO METH	PLAN STATUS			PRESERVICE YEAR	INSTRUCTIONS **CALIBRATION BLOCK**
		FIRST PERIOD	SECOND PERIOD	THIRD PERIOD		
		1 2	1 2 3	1 2		

COMPONENT COOLING

894050	CC-2-RB-097-H1 CC-2-201-402-CS3R 2-155G	D-A D1.20	VT-3	1 - -	- C - - -	NA	WELDED ATTACHMENT
894100	CC-2-RB-097-H2 CC-2-201-404-CS3R 2-155G	F-C NOTE 1	VT-3	1 - -	- C - - -	NA	STRUT
894150	CC-2-RB-097-H2 CC-2-201-404-CS3R 2-155G	D-A D1.20	VT-3	1 - -	- C - - -	NA	WELDED ATTACHMENT
894700	CC-2-SB-034B-H1 CC-2-008-406-S33R 2-070	F-C NOTE 1	VT-3	1 - -	- - X - -	NA	STRUT
894750	CC-2-SB-034B-H1 CC-2-008-406-S33R 2-070	D-A D1.20	VT-3	1 - -	- - X - -	NA	WELDED ATTACHMENT
894900	CC-2-SB-034B-H3 CC-2-030-401-S33R 2-070	F-C NOTE 1	VT-3	1 - -	- - X - -	NA	STRUT
895600	CC-2-SB-035-H4 CC-2-028-428-S33R 2-070	F-C NOTE 1	VT-3	1 - -	- - X - -	NA	BOX

INSERVICE INSPECTION PLAN

CLASS 3 SCHED/COMPL COMPONENTS

SUMMARY EXAMINATION AREA NUMBER IDENTIFICATION	INSPECTION INTERVAL	PLAN STATUS			PRESERVICE YEAR	INSTRUCTIONS
		ASME SEC. XI CATGY NDE ITEM NO METH	FIRST PERIOD	SECOND PERIOD		
			1 2	1 2 3	1 2	**CALIBRATION BLOCK**

COMPONENT COOLING

895650 CC-2-SB-035-H4 CC-2-028-428-S33R 2-070	D-A VT-3 D1.20	1 - -	- - X	- -	NA	WELDED ATTACHMENT
895700 CC-2-SB-035-H5 CC-2-031-409-S33R 2-070	F-C VT-3 NOTE 1	1 - -	- - X	- -	NA	BOX
895750 CC-2-SB-035-H5 CC-2-031-409-S33R 2-070	D-A VT-3 D1.20	1 - -	- - X	- -	NA	WELDED ATTACHMENT
896600 CC-2-SB-036-H3 CC-2-028-417-S33R 2-071	F-C VT-3 NOTE 1	1 - -	- C -	- -	NA	STRUT
896650 CC-2-SB-036-H3 CC-2-028-417-S33R 2-071	D-A VT-3 D1.20	1 - -	- C -	- -	NA	WELDED ATTACHMENT
896700 CC-2-SB-036-H4 CC-2-028-422-S33R 2-071	F-C VT-3 NOTE 1	1 - -	- C -	- -	NA	STRUT
896750 CC-2-SB-036-H4 CC-2-028-422-S33R 2-071	D-A VT-3 D1.20	1 - -	- C -	- -	NA	WELDED ATTACHMENT

COMANCHE PEAK UNIT 2
 INSERVICE INSPECTION PLAN
 CLASS 3 SCHED/COMPL COMPONENTS

SUMMARY EXAMINATION AREA NUMBER IDENTIFICATION	INSPECTION INTERVAL	PLAN STATUS			PRESERVICE YEAR	INSTRUCTIONS
		FIRST PERIOD	SECOND PERIOD	THIRD PERIOD		
	ASME SEC. XI					
	CATGY NDE	O U T A G E				
	ITEM NO METH	1 2	1 2 3	1 2		**CALIBRATION BLOCK**

COMPONENT COOLING

896900	CC-2-SB-037-H2 CC-2-077-403-S43S 2-069	F-C	VT-3	1 - -	- C -	- - -	NA	SPRING
		NOTE 1						
896950	CC-2-SB-037-H2 CC-2-077-403-S43S 2-069	D-A	VT-3	1 - -	- C -	- - -	NA	WELDED ATTACHMENT
		D1.20						
897200	CC-2-SB-037-H5 CC-2-077-406-S43S 2-069	F-C	VT-3	1 - -	- C -	- - -	NA	SPRING
		NOTE 1						
897250	CC-2-SB-037-H5 CC-2-077-406-S43S 2-069	D-A	VT-3	1 - -	- C -	- - -	NA	WELDED ATTACHMENT
		D1.20						
897400	CC-2-SB-038-H1 CC-2-031-401-S33K 2-069	F-C	VT-3	1 C -	- - -	- - -	NA	SNUBBER
		NOTE 1						
897450	CC-2-SB-038-H1 CC-2-031-401-S33K 2-069	D-A	VT-3	1 C -	- - -	- - -	NA	WELDED ATTACHMENT
		D1.20						
897600	CC-2-SB-038-H3 CC-2-031-407-S43S 2-069	F-C	VT-3	1 C -	- - -	- - -	NA	SPRING
		NOTE 1						

INSERVICE INSPECTION PLAN
CLASS 3 SCHED/COMPL COMPONENTS

SUMMARY EXAMINATION AREA NUMBER IDENTIFICATION	INSPECTION INTERVAL	PLAN STATUS			PRESERVICE YEAR	INSTRUCTIONS
		FIRST PERIOD	SECOND PERIOD	THIRD PERIOD		
	ASME SEC. XI					
	CATGY NDE	O U T A G E				
	ITEM NO METH	1 2	1 2 3	1 2		**CALIBRATION BLOCK**

COMPONENT COOLING

897650	CC-2-SB-038-H3 CC-2-031-407-S43S 2-069	D-A	VT-3	1 C -	- - -	- -	NA	WELDED ATTACHMENT
		D1.20						
898200	CC-2-SB-039-H2 CC-2-028-409-S33R 2-063	F-C	VT-3	1 C -	- - -	- -	NA	STRUT
		NOTE 1						
898250	CC-2-SB-039-H2 CC-2-028-409-S33R 2-063	D-A	VT-3	1 C -	- - -	- -	NA	WELDED ATTACHMENT
		D1.20						
898400	CC-2-SB-039-H4 CC-2-028-411-S33K 2-063	F-C	VT-3	1 C -	- - -	- -	NA	SNUBBER
		NOTE 1						
898450	CC-2-SB-039-H4 CC-2-028-411-S33K 2-063	D-A	VT-3	1 C -	- - -	- -	NA	WELDED ATTACHMENT
		D1.20						
898500	CC-2-SB-039-H5 CC-2-028-412-S33R 2-064	F-C	VT-3	1 C -	- - -	- -	NA	SNUBBER
		NOTE 1						
898550	CC-2-SB-039-H5 CC-2-028-412-S33R 2-064	D-A	VT-3	1 C -	- - -	- -	NA	WELDED ATTACHMENT
		D1.20						

COMANCHE PEAK UNIT 2
 INSERVICE INSPECTION PLAN
 CLASS 3 SCHED/COMPL COMPONENTS

SUMMARY EXAMINATION AREA NUMBER IDENTIFICATION	INSPECTION INTERVAL		PLAN STATUS						PRESERVICE YEAR	INSTRUCTIONS **CALIBRATION BLOCK**
	ASME SEC. XI CATGY NDE ITEM NO METH		FIRST PERIOD	SECOND PERIOD	THIRD PERIOD					
			1 2	1 2 3	1 2					

COMPONENT COOLING

898600	CC-2-SB-039-H6 CC-2-028-413-S33R 2-064	F-C NOTE 1	VT-3 1 C -	- - -	- -	NA	STRUT
898650	CC-2-SB-039-H6 CC-2-028-413-S33R 2-064	D-A D1.20	VT-3 1 C -	- - -	- -	NA	WELDED ATTACHMENT
898700	CC-2-SB-039-H7 CC-2-028-414-S33R 2-065	F-C NOTE 1	VT-3 1 C -	- - -	- -	NA	STRUT
898750	CC-2-SB-039-H7 CC-2-028-414-S33R 2-065	D-A D1.20	VT-3 1 C -	- - -	- -	NA	WELDED ATTACHMENT
899300	CC-2-SB-040-H5 CC-2-065-411-S43S 2-068	F-C NOTE 1	VT-3 1 C -	- - -	- -	NA	SPRING
899350	CC-2-SB-040-H5 CC-2-065-411-S43S 2-068	D-A D1.20	VT-3 1 C -	- - -	- -	NA	WELDED ATTACHMENT
900200	CC-2-SB-042-H5 CC-2-065-402-S33R 2-070	F-C NOTE 1	VT-3 1 C -	- - -	- -	NA	BOX

INSERVICE INSPECTION PLAN

CLASS 3 SCHED/COMPL COMPONENTS

SUMMARY EXAMINATION AREA NUMBER IDENTIFICATION	INSPECTION INTERVAL ASME SEC. XI CATGY NDE ITEM NO METH	PLAN STATUS			PRESERVICE YEAR	INSTRUCTIONS **CALIBRATION BLOCK**
		FIRST PERIOD	SECOND PERIOD	THIRD PERIOD		
		1 2	1 2 3	1 2		

COMPONENT COOLING

900250 CC-2-SB-042-H5 CC-2-065-402-S33R 2-070	D-A VT-3 1 C - D1.20	- - -	- -	NA	WELDED ATTACHMENT
900300 CC-2-SB-042-H6 CC-2-065-404-S33R 2-068	F-C VT-3 1 C - NOTE 1	- - -	- -	NA	STRUT
900350 CC-2-SB-042-H6 CC-2-065-404-S33R 2-068	D-A VT-3 1 C - D1.20	- - -	- -	NA	WELDED ATTACHMENT
900500 CC-2-SB-042-H8 CC-2-078-401-S33R 2-070	F-C VT-3 1 C - NOTE 1	- - -	- -	NA	STRUT
900550 CC-2-SB-042-H8 CC-2-078-401-S33R 2-070	D-A VT-3 1 C - D1.20	- - -	- -	NA	WELDED ATTACHMENT
902500 CC-2-SB-047-H2 CC-2-008-402-S33R R063 800AB	F-C VT-3 1 - - NOTE 1	- C -	- -	NA	STRUT
902550 CC-2-SB-047-H2 CC-2-008-402-S33R R063 800SB	D-A VT-3 1 - - D1.20	- C -	- -	NA	WELDED ATTACHMENT

COMANCHE PEAK UNIT 2
 INSERVICE INSPECTION PLAN
 CLASS 3 SCHED/COMPL COMPONENTS

SUMMARY EXAMINATION AREA NUMBER IDENTIFICATION	INSPECTION INTERVAL	PLAN STATUS			PRESERVICE YEAR	INSTRUCTIONS **CALIBRATION BLOCK**
		FIRST PERIOD	SECOND PERIOD	THIRD PERIOD		
	ASME					
	SEC. XI	-----				
	CATGY NDE	- - - - - O U T A G E - - - - -				
	ITEM NO METH	1 2	1 2 3	1 2		

COMPONENT COOLING

903100	CC-2-SB-048-H3 CC-2-159-409-S53R R088 839SB	F-C NOTE 1	VT-3	1 - -	- - X	- -	NA	STRUT
903150	CC-2-SB-048-H3 CC-2-159-409-S53R R088 839SB	D-A D1.20	VT-3	1 - -	- - X	- -	NA	WELDED ATTACHMENT
903800	CC-2-SB-052-H3 CC-2-155-408-S53R R088 839SB	F-C NOTE 1	VT-3	1 - -	- - X	- -	NA	STRUT
903850	CC-2-SB-052-H3 CC-2-155-408-S53R R088 839SB	D-A D1.20	VT-3	1 - -	- - X	- -	NA	WELDED ATTACHMENT
904000	CC-2-SB-052-H5 CC-2-202-401-S53A 2-088	F-C NOTE 1	VT-3	1 - -	- - -	X -	NA	BOX
904050	CC-2-SB-052-H5 CC-2-202-401-S53A 2-088	D-A D1.20	VT-3	1 - -	- - -	X -	NA	WELDED ATTACHMENT
907750	CC-2-SB-063-H4 CC-2-146-405-S43R 2-086	D-A D1.20	VT-3	1 - -	- C -	- -	NA	WELDED ATTACHMENT

INSERVICE INSPECTION PLAN
CLASS 3 SCHED/COMPL COMPONENTS

SUMMARY EXAMINATION AREA NUMBER IDENTIFICATION	INSPECTION INTERVAL ASME SEC. XI CATGY NDE ITEM NO METH	PLAN STATUS			PRESERVICE YEAR	INSTRUCTIONS
		FIRST PERIOD	SECOND PERIOD	THIRD PERIOD		
		1 2	1 2 3	1 2		**CALIBRATION BLOCK**

COMPONENT COOLING

908100 CC-2-SB-063-H8 CC-2-167-402-S43R 2-086	F-C VT-3 NOTE 1	1 - -	- C -	- -	NA	STRUT
908150 CC-2-SB-063-H8 CC-2-167-402-S43R 2-086	D-A VT-3 D1.20	1 - -	- C -	- -	NA	WELDED ATTACHMENT

DIESEL OIL

10600 DO-2-DG-018-H2 DO-2-056-402-D53A R085 838DG	F-C VT-3 NOTE 1	1 - -	C - -	- -	NA	BOX
910650 DO-2-DG-018-H2 DO-2-056-402-D53A R085 838DG	D-A VT-3 D1.20	1 - -	C - -	- -	NA	WELDED ATTACHMENT
910900 DO-2-DG-020-H2 DO-2-053-402-D53A R085 838DG	F-C VT-3 NOTE 1	1 - -	C - -	- -	NA	BOX
910950 DO-2-DG-020-H2 DO-2-053-402-D53A R085 838DG	D-A VT-3 D1.20	1 - -	C - -	- -	NA	WELDED ATTACHMENT

MAIN STEAM

2800 MS-2-SB-001-H1 MS-2-415-001-S23R 2-074	F-C VT-3 NOTE 1	1 - -	- - X	- -	NA	BOX
--	--------------------	-------	-------	-----	----	-----

INSERVICE INSPECTION PLAN

CLASS 3 SCHED/COMPL COMPONENTS

SUMMARY EXAMINATION AREA NUMBER IDENTIFICATION	INSPECTION INTERVAL	PLAN STATUS			PRESERVICE YEAR	INSTRUCTIONS
		FIRST PERIOD	SECOND PERIOD	THIRD PERIOD		
	ASME					
	SEC. XI	-----				
	CATGY NDE	O U T A G E				
	ITEM NO METH	1 2	1 2 3	1 2		**CALIBRATION BLOCK**

MAIN STEAM

912850 MS-2-SB-001-H1 D-A VT-3 1 - - - - X - - NA WELDED ATTACHMENT
 MS-2-415-001-S23R D1.20
 2-074

912900 MS-2-SB-001-H2 F-C VT-3 1 - - - - X - - NA STRUT
 MS-2-416-401-S33R NOTE 1
 2-074

913600 MS-2-SB-002-H1 F-C VT-3 1 - - - - X - - NA STRUT
 MS-2-416-405-S43R NOTE 1
 2-082

913650 MS-2-SB-002-H1 D-A VT-3 1 - - - - X - - NA WELDED ATTACHMENT
 MS-2-416-405-S43R D1.20
 2-082

SERVICE WATER

915800 SW-2-AB-003-H1 F-C VT-3 1 - - C - - - - NA STRUT
 SW-2-004-001-A33R NOTE 1
 R175 800AB

915900 SW-2-AB-003-H2 F-C VT-3 1 - - C - - - - NA STRUT
 SW-2-004-002-A33R NOTE 1
 R175 800AB

916100 SW-2-AB-003-H4 F-C VT-3 1 - - C - - - - NA STRUT
 SW-2-004-005-A33R NOTE 1
 R175 800AB

COMANCHE PEAK UNIT 2
 INSERVICE INSPECTION PLAN
 CLASS 3 SCHED/COMPL COMPONENTS

SUMMARY EXAMINATION AREA NUMBER IDENTIFICATION	INSPECTION INTERVAL ASME SEC. XI CATGY KDE ITEM NO METH	PLAN STATUS			PRESERVICE YEAR	INSTRUCTIONS **CALIBRATION BLOCK**
		FIRST PERIOD	SECOND PERIOD	THIRD PERIOD		
		1 2	1 2 3	1 2		

SERVICE WATER

916200	SW-2-AB-003-H5 SW-2-004-006-A33R R175 800AB	F-C VT-3 1 - - NOTE 1	C - - - -	NA	STRUT
917200	SW-2-AB-005-H3 SW-2-102-020-A43R R204 817AB	F-C VT-3 1 - - NOTE 1	C - - - -	NA	STRUT
917250	SW-2-AB-005-H3 SW-2-102-020-A43R R204 817AB	D-A VT-3 1 - - D1.20	C - - - -	NA	WELDED ATTACHMENT
918600	SW-2-AB-006-H7 SW-2-173-022-A43R R207 810AB	F-C VT-3 1 - - NOTE 1	C - - - -	NA	STRUT
918650	SW-2-AB-006-H7 SW-2-173-022-A43R R207 810AB	D-A VT-3 1 - - D1.20	C - - - -	NA	WELDED ATTACHMENT
919700	SW-2-AB-007-H2 SW-2-012-022-F33K RFBSW787AB	F-C VT-3 1 - - NOTE 1	- - X - -	NA	SNUBBER
919750	SW-2-AB-007-H2 SW-2-012-022-F33K RFBSW787AB	D-A VT-3 1 - - D1.20	- - X - -	NA	WELDED ATTACHMENT

COMANCHE PEAK UNIT 2
 INSERVICE INSPECTION PLAN
 CLASS 3 SCHED/COMPL COMPONENTS

SUMMARY EXAMINATION AREA NUMBER IDENTIFICATION	INSPECTION INTERVAL		PLAN STATUS			PRESERVICE YEAR	INSTRUCTIONS **CALIBRATION BLOCK**
	ASME SEC. XI CATGY NDE ITEM NO METH		FIRST PERIOD	SECOND PERIOD	THIRD PERIOD		
			1 2	1 2 3	1 2		

SERVICE WATER

920600 SW-2-AB-008-H2 SW-2-010-002-A33K R175 787AB	F-C VT-3 NOTE 1	1 - -	C - -	- -	NA	SNUBBER
921600 SW-2-AB-008-H13 SW-2-129-004-A33K R175 787AB	F-C VT-3 NOTE 1	1 - -	- -	X - -	NA	SNUBBER
921650 SW-2-AB-008-H13 SW-2-129-004-A33K R175 787AB	D-A VT-3 D1.20	1 - -	- -	X - -	NA	WELDED ATTACHMENT
924500 SW-2-AB-010-H14 SW-2-129-025-A43R R207 787AB	F-C VT-3 NOTE 1	1 - -	C - -	- -	NA	STRUT
924550 SW-2-AB-010-H14 SW-2-129-025-A43R R207 787AB	D-A VT-3 D1.20	1 - -	C - -	- -	NA	WELDED ATTACHMENT
925650 SW-2-AB-012-H1 SW-2-132-006-A43R X-207	D-A VT-3 D1.20	1 - -	- - -	- X	NA	WELDED ATTACHMENT
927000 SW-2-AB-012-H15 SW-2-132-021-A43R X-207	F-C VT-3 NOTE 1	1 - -	- - -	- X	NA	STRUT

INSERVICE INSPECTION PLAN
CLASS 3 SCHED/COMPL COMPONENTS

SUMMARY EXAMINATION AREA NUMBER IDENTIFICATION	INSPECTION INTERVAL ASME SEC. XI CATGY NDE ITEM NO METH	PLAN STATUS			PRESERVICE YEAR	INSTRUCTIONS **CALIBRATION BLOCK**
		FIRST PERIOD	SECOND PERIOD	THIRD PERIOD		
		1 2	1 2 3	1 2		

SERVICE WATER

927050	SW-2-AB-012-H15 SW-2-132-021-A43R X-207	D-A VT-3	1 - -	- - -	- X	NA	WELDED ATTACHMENT
		D1.20					
931300	SW-2-FB-001-H7 SW-2-001-021-F33R	F-C VT-3	1 - -	- - -	- X	NA	STRUT
		NOTE 1					
931350	SW-2-FB-001-H7 SW-2-001-021-F33R	D-A VT-3	1 - -	- - -	- X	NA	WELDED ATTACHMENT
		D1.20					
934000	SW-2-FB-004-H8 SW-2-012-024-F33K X-FBSWT	F-C VT-3	1 - -	- - -	- X	NA	SNUBBER
		NOTE 1					
934050	SW-2-FB-004-H8 SW-2-012-024-F33K X-FBSWT	D-A VT-3	1 - -	- - -	- X	NA	WELDED ATTACHMENT
		D1.20					
934500	SW-2-SB-013-H1 SW-2-102-429-S43A 2-082	F-C VT-3	1 - -	- - -	- X	NA	BOX
		NOTE 1					
934550	SW-2-SB-013-H1 SW-2-102-429-S43A 2-082	D-A VT-3	1 - -	- - -	- X	NA	WELDED ATTACHMENT
		D1.20					

COMANCHE PEAK UNIT 2
 INSERVICE INSPECTION PLAN
 CLASS 3 SCHED/COMPL COMPONENTS

SUMMARY EXAMINATION AREA NUMBER IDENTIFICATION	INSPECTION INTERVAL ASME SEC. XI CATGY NDE ITEM NO METH	PLAN STATUS			PRESERVICE YEAR	INSTRUCTIONS **CALIBRATION BLOCK**
		FIRST PERIOD	SECOND PERIOD	THIRD PERIOD		
		1 2	1 2 3	1 2		

SERVICE WATER

934700	SW-2-SB-013-H3 SW-2-102-431-S43R 2-082	F-C NOTE 1	VT-3	1 - -	- - -	- X	NA	STRUT
934750	SW-2-SB-013-H3 SW-2-102-431-S43R 2-082	D-A D1.20	VT-3	1 - -	- - -	- X	NA	WELDED ATTACHMENT
934900	SW-2-SB-013-H5 SW-2-102-433-S43R 2-082	F-C NOTE 1	VT-3	1 - -	- - -	- X	NA	STRUT
934950	SW-2-SB-013-H5 SW-2-102-433-S43R 2-082	D-A D1.20	VT-3	1 - -	- - -	- X	NA	WELDED ATTACHMENT
935100	SW-2-SB-013-H7 SW-2-102-435-S43R 2-082	F-C NOTE 1	VT-3	1 - -	- - -	- X	NA	STRUT
935150	SW-2-SB-013-H7 SW-2-102-435-S43R 2-082	D-A D1.20	VT-3	1 - -	- - -	- X	NA	WELDED ATTACHMENT
935300	SW-2-SB-013-H9 SW-2-102-437-S43R 2-082	F-C NOTE 1	VT-3	1 - -	- - -	- X	NA	STRUT

COMANCHE PEAK UNIT 2
 INSERVICE INSPECTION PLAN
 CLASS 3 SCHED/COMPL COMPONENTS

SUMMARY EXAMINATION AREA NUMBER IDENTIFICATION	INSPECTION INTERVAL		PLAN STATUS					PRESERVICE YEAR	INSTRUCTIONS **CALIBRATION BLOCK**
	ASME SEC. XI	CATGY NDE ITEM NO METH	FIRST PERIOD	SECOND PERIOD	THIRD PERIOD				
			1 2	1 2 3	1 2	O U T A G E			

SERVICE WATER

935350	SW-2-SB-013-H9 SW-2-102-437-S43R 2-082	D-A VT-3 D1.20	1 - -	- - -	- X	NA	WELDED ATTACHMENT
935800	SW-2-SB-014-H5 SW-2-129-445-S43A 2-082	F-C VT-3 NOTE 1	1 - -	- - -	- X	NA	BOX
935850	SW-2-SB-014-H5 SW-2-129-445-S43A 2-082	D-A VT-3 D1.20	1 - -	- - -	- X	NA	WELDED ATTACHMENT
936500	SW-2-SB-018-H1 SW-2-100-401-S33R 2-070	F-C VT-3 NOTE 1	1 - -	- - -	- X	NA	STRUT
936550	SW-2-SB-018-H1 SW-2-100-401-S33R 2-070	D-A VT-3 D1.20	1 - -	- - -	- X	NA	WELDED ATTACHMENT
936700	SW-2-SB-019-H2 SW-2-102-439-S43R 2-082	F-C VT-3 NOTE 1	1 - -	- - -	- X	NA	STRUT
936750	SW-2-SB-019-H2 SW-2-102-439-S43R 2-082	D-A VT-3 D1.20	1 - -	- - -	- X	NA	WELDED ATTACHMENT

COMANCHE PEAK UNIT 2
 INSERVICE INSPECTION PLAN
 CLASS 3 SCHED/COMPL COMPONENTS

INSPECTION INTERVAL		PLAN STATUS			PRESERVICE YEAR
		FIRST PERIOD	SECOND PERIOD	THIRD PERIOD	
ASME					
SEC. XI					
CATGY NDE		O U T A G E			INSTRUCTIONS
ITEM NO METH		1 2	1 2 3	1 2	**CALIBRATION BLOCK**

SUMMARY EXAMINATION AREA
 NUMBER IDENTIFICATION

SERVICE WATER

937000	SW-2-SB-019-H5 SW-2-102-443-S43R 2-082	F-C	VT-3	1 - -	- - -	- X	NA	STRUT
		NOTE 1						
937050	SW-2-SB-019-H5 SW-2-102-443-S43R 2-082	D-A	VT-3	1 - -	- - -	- X	NA	WELDED ATTACHMENT
		D1.20						
938500	SW-2-SB-021-H6 SW-2-132-416-S43R 2-082	F-C	VT-3	1 - -	- - -	- X	NA	STRUT
		NOTE 1						
938550	SW-2-SB-021-H6 SW-2-132-416-S43R 2-082	D-A	VT-3	1 - -	- - -	- X	NA	WELDED ATTACHMENT
		D1.20						
938800	SW-2-SB-021-H9 SW-2-132-443-S33R 2-070	F-C	VT-3	1 - -	- - -	- X	NA	STRUT
		NOTE 1						
938850	SW-2-SB-021-H9 SW-2-132-443-S33R 2-070	D-A	VT-3	1 - -	- - -	- X	NA	WELDED ATTACHMENT
		D1.20						
939200	SW-2-SB-022-H4 SW-2-173-410-S43A	F-C	VT-3	1 - -	- - -	- X	NA	BOX
		NOTE 1						

INSERVICE INSPECTION PLAN

CLASS 3 SCHED/COMPL COMPONENTS

SUMMARY EXAMINATION AREA NUMBER IDENTIFICATION	ASME SEC. II CATGY NDE ITEM NO METH	INSPECTION INTERVAL						PLAN STATUS			PRESERVICE YEAR	INSTRUCTIONS **CALIBRATION BLOCK**	
		FIRST PERIOD		SECOND PERIOD		THIRD PERIOD		O U T A G E					
		1	2	1	2	3	1	2					

SERVICE WATER

947250 SW-2-YD-007-H21 D-A VT-3 1 - - - - - X NA WELDED ATTACHMENT
 SW-2-102-700-Y33A D1.20
 2-085D

948150 SW-2-YD-008-H8 D-A VT-3 1 - - - - - X NA WELDED ATTACHMENT
 SW-2-129-456-Y33R D1.20
 2-085D

948950 SW-2-YD-008-H16 D-A VT-3 1 - - - - - X NA WELDED ATTACHMENT
 SW-2-129-464-Y33R D1.20
 2-085D

AUXILIARY FEEDWATER 4-AP-2-104-2003-3

950000 AF-2-SB-026B-MR1 F-B VT-3 1 - - - - - X - NA MOMENT RESTRAINT, S2-0688-10
 CP2-AFSSMR-01 NOTE 1
 R100A861SB

SERVICE WATER CP2-SWAPSW-01

950800 SW-2-SI-002-PS1 F-B VT-3 1 - - - - - X - NA
 SSW PUMP SUPPORTS NOTE 1
 RSWI 761SI

950900 SW-2-SI-002-PS2 F-B VT-3 1 - - - - - X - NA
 SSW PUMP SUPPORTS NOTE 1
 RSWI 772SI

COMANCHE PEAK UNIT 2
 INSERVICE INSPECTION PLAN
 CLASS 3 SCHED/COMPL COMPONENTS

SUMMARY EXAMINATION AREA NUMBER IDENTIFICATION	INSPECTION INTERVAL ASME SEC. XI CATGY NDE ITEM NO METH	PLAN STATUS			PRESERVICE YEAR	INSTRUCTIONS **CALIBRATION BLOCK**
		FIRST PERIOD	SECOND PERIOD	THIRD PERIOD		
		1 2	1 2 3	1 2		

SERVICE WATER CP2-SWAPSW-01

951000 SW-2-SI-002-PS3 F-B VT-3 1 - - - - X - - NA
 SSW PUMP SUPPORTS NOTE 1
 RSWI 784SI

COMPONENT COOLING WATER CP2-CCAPCC-01

951400 CC-2-AB-001-PS1 F-B VT-3 1 - - C - - - - NA BASE. DWG FP-1421067417
 CCW PUMP SUPPORTS NOTE 1
 R205 810AB

COMPONENT COOLING WATER CP2-CCAHHX-01

951600 CC-2-AB-005-HXS1 F-B VT-3 1 - - - - - X NA DWG 2-74-06-32467D3
 CCW HX SUPPORT NOTE 1
 R174 790AB

951700 CC-2-AB-005-HXWS1 D-A VT-3 1 - - - - - X NA SADDLES. DWG 2-74-06-32467D3
 CCW HX SUPPORT WELDED D1.20
 ATTACHMENT
 R174 790AB

COMPONENT COOLING WATER CP2-CCATST-01

952000 CC-2-AB-045-TS1 F-B VT-3 1 - - - - - X NA DWG N-2640-359
 CCW SURGE TANK SUPPORTS NOTE 1
 R245 873AB

952100 CC-2-AB-045-TWS1 D-A VT-3 1 - - - - - X NA SADDLE. DWG N-2640-359
 CCW SURGE TANK SUPPORTS WELDED D1.20
 ATTACH.
 R245 873AB

INSERVICE INSPECTION PLAN

CLASS 3 SCHED/COMPL COMPONENTS

SUMMARY EXAMINATION AREA NUMBER IDENTIFICATION	INSPECTION INTERVAL ASME SEC. XI CATGY NDE ITEM NO METH	PLAN STATUS			PRESERVICE YEAR	INSTRUCTIONS **CALIBRATION BLOCK**
		FIRST PERIOD	SECOND PERIOD	THIRD PERIOD		
		1 2	1 2 3	1 2		

CHEMICAL & VOLUME CONTROL TCX-CSAHL-01

952200	CS-2-SB-104-HXS1 LETDOWN HK SUPPORTS R81 790SB	F-B	VT-3	1 C -	- - -	- -	NA	DWG 5665
				NOTE 1				
952300	CS-2-SB-104-HXWS1 LETDOWN HK SUPPORTS WELDED ATTACHMENTS R81 790SB	D-A	VT-3	1 C -	- - -	- -	NA	SADDLE. DWG 5665

4.4 EDDY CURRENT

Eddy current testing (ET) of the steam generator tubes, Examination Category B-Q, Item No. B16.20, shall be accomplished to the extent and frequency defined in Technical Specification Sections; results of the examination shall be evaluated against acceptance criteria contained within this section. The need for corrective action including expanded examination samples shall also be governed by the Technical Specifications, as shall the reporting requirements. All other examination parameters shall be in accordance with ASME Section XI, Appendix IV. These measures will provide compliance with the inspection requirements of Reg. Guide 1.83.

The provisions of Code Case N-401-1 have been adopted to allow recording of eddy current data using digitized collection and storage as an alternative to the requirement of ASME Section XI, Appendix IV for magnetic tape and strip chart recording.

Table 4.4.1 lists tubes plugged by steam generator number and the type of plug installed. The information in this table is cumulative and updated after each refueling outage.

Table 4.4.1
 CPSES UNIT 2 STEAM GENERATOR TUBE PLUGGING

Plugged Tubes

	<u>Row/Column</u>	<u>Plug Type</u>
S.G. 1	1/56	M
	10/10	M (NOTE 4)
	10/105	M (NOTE 4)
	24/14	M (NOTE 4)
	24/30	M (NOTE 4)
	24/85	M (NOTE 4)
	24/101	M (NOTE 4)
	30/10	M
	34/96	M
	36/22	W
	36/23	W
	36/92	W
	36/93	W
	37/24	M (NOTE 4)
	37/91	M (NOTE 4)
	49/53	M
	49/54	M
	S.G. 2	10/10
10/105		M (NOTE 4)
14/67		M
24/14		M (NOTE 4)
24/30		M (NOTE 4)
24/85		M (NOTE 4)
24/101		M (NOTE 4)
32/92		M
34/50		M
37/24		M (NOTE 4)
37/51		M
37/91		M (NOTE 4)
37/16		M
38/16		M
39/17		M (UBS)
45/24	M (UBS)	
S.G. 3	10/10	M (NOTE 4)
	10/105	M (NOTE 4)
	24/14	M (NOTE 4)
	24/30	M (NOTE 4)
	24/85	M (NOTE 4)
	24/101	M (NOTE 4)
	36/23	W
	36/92	W
	36/96	M
	37/24	M (NOTE 4)
37/91	M (NOTE 4)	

Table 4.4.1
 CPSES UNIT 2 STEAM GENERATOR TUBE PLUGGING

Plugged Tubes

	Row/Column	Plug Type
S.G. 4	3/54	M
	10/10	M (NOTE 4)
	10/105	M (NOTE 4)
	12/92	M (CLS)
	20/106	M
	24/14	M (NOTE 4)
	24/30	M (NOTE 4)
	24/85	M (NOTE 4)
	24/101	M (NOTE 4)
	25/99	W
	30/102	W
	36/59	M
	37/24	M (NOTE 4)
	37/59	M
	37/91	M (NOTE 4)
	40/63	W
	40/64	W
	41/63	W
	41/64	W
	45/55	M
49/84	M (NOTE 5)	

- NOTE 1: W-welded
 M-mechanical
 HLS-Hot Leg Stabilized
 CLS-Cold Leg Stabilized
 UBS-U-Bend Stabilized
- NOTE 2: Row 1, Column 1 is over the nozzles
- NOTE 3: This list is to be updated after each steam generator plugging activity.
- NOTE 4: Mechanical plug installed into a bare hole plug. There is actually no tube present. (Ref. TUE-91-331)
- NOTE 5: Plug is installed only in the inlet (hot leg) side of the tube. The outlet (cold leg) has a stabilizer installed. (Ref. DCA 95775 R. 1)

5.0 PRESSURE TESTING

5.1 PURPOSE

This section of the ISI Plan identifies pressure test requirements for ASME Code Class 1, 2, and 3 pressure retaining piping and components at CPSES Unit 2.

This section defines pressure test boundaries, establishes test frequencies, required tests and test pressures and temperature as required by the Code.

5.2 PRESSURE TEST TYPES

- 5.2.1 System Leakage Test - IWA-5211(a) - Pressure test conducted following the opening and reclosing of a component in the system after pressurization to nominal operating pressure.
- 5.2.2 System Functional Test - IWA-5211(b) - Pressure test conducted to verify operability in systems (or components) not required to operate during normal plant operation while under system operating pressure.
- 5.2.3 System Inservice Test - IWA-5211(c) - Pressure test conducted to perform visual examination VT-2 while the system is in service under operating pressure.
- 5.2.4 System Hydrostatic Test - IWA-5211(d) - Pressure test conducted during a plant shutdown at a pressure above nominal operating pressure or system pressure for which over pressure protection is provided.
- 5.2.5 System Pneumatic Test - IWA-5211(e) - Pressure test conducted in lieu of a system hydrostatic pressure test for components within the scope of IWC and IWD.

5.3 REQUIREMENTS

- 5.3.1 A system pressure test and accompanying VT-2 examination shall be performed in accordance with Articles IWA, IWB, IWC and IWD-5000 and Tables IWA-5210-1, IWB, IWC and IWD-2500-1 of the Code.
- 5.3.2 Tables have been developed from ASME Section XI Code requirements which identify the following:
 - (a) System Test Requirements - Ref. Table 1
 - (b) Examination Methods - Ref. Table 2
 - (c) Test Frequencies - Ref. Table 3
 - (d) Test Pressure - Ref. Table 4
 - (e) Test Temperature - Ref. Table 5
 - (f) Test Holding Times - Ref. Table 6
 - (g) Test Acceptance Standards - Ref. Table 7
 - (h) Test Boundaries - Ref. Table 8, 9 and Flow Diagrams in Section 2 of this plan.
- 5.3.3 A CPSES ASME Section XI Inservice Pressure Test Line List (Table 9) has been developed and contains the following information:
 - (a) Line/Component No. - (Example)

18-FW-2-017-1303-2



- (b) Flow Diagram Number - (Example - M2-0206-02).
- (c) Examination Category Item Number - (Example - C7.30)
Extracted from Tables IWB, IWC or IWD-2500-1.
- (d) Examination Category - (Example - C-H) Extracted from Tables IWB, IWC or IWD-2500-1.
- (e) Test Frequency -
 - R - One test per each refueling outage
 - P - One test per test period (3, 7, 10 years)
 - I - One test per test interval (10 years)
- (f) Type Test -
 - SLT - System Leakage Test
 - SFT - System Functional Test
 - SIT - System Inservice Test
 - SHT - System Hydrostatic Test
 - SPT - System Pneumatic Test
 - AFT - Adequate Flow Test
 - OFT - Open Flow Path Test
- (g) Examination Method - VT-2 - Visual
- (h) Test Pressure -
 - Po - Nominal operating pressure corresponding with 100% rated reactor power.
 - Psv - Safety or relief valve set pressure.
 - Pg - Design pressure of vapor or gas space above liquid level for which over pressure protection is provided by relief valves.
 - Pd - System design pressure.
- (i) Test Temperature - To - Nominal operating temperature.
- (j) Notes/Comments

5.3.3.1 The ASME Section XI Inservice Pressure Test Line List also lists the major components in each system. All components/items within the system pressure test boundary require pressure testing and examination. In-line items such as flow orifices, strainers, valve, traps, filters and etc. have not been individually listed, but still require testing and examination. The flow diagrams in Section 2.2 clearly indicate the pressure test boundaries and the components/items/lines within the pressure test boundary.

NOTES:

1. **Storage tank or extension of storage tank.**
2. **Containment isolation piping.**
3. **Demonstration of an open flow path test shall be performed in lieu of the system hydrostatic test.**
4. **Confirmation of adequate flow during system operation shall be performed in lieu of system hydrostatic test.**
5. The Repair/Replacement hydrostatic test for BRP-CS-2-AB-088, Sht. 1, welds FW 40 and FW 41 and BRP-CS-2-AB-091, Sht. 1, welds FW 2A and FW 3A are deferred until these regularly scheduled system hydrostatic test as permitted by Code Case N-416. Reference Work Order 1-94-073575-00.
6. The Repair/Replacement hydrostatic test for BRP-FW-2-SB-004B, Sht. 1, weld 8 is deferred until this regularly scheduled system hydrostatic test as permitted by Code Case N-416. Reference Work Order 1-93-060873-00.
7. Deleted
8. The Repair/Replacement hydrostatic test for BRP-CT-2-SB-027, Sht. 1, welds 17 and 18A and for BRP-CT-2-SB-011, Sht. 1 weld 3A is deferred until this regularly scheduled system hydrostatic test as permitted by Code Case N-416. Reference Work Order 1-93-052173-00 and DCN 6740 Rev. 0.

APPENDIX A

APPENDIX A

RELIEF REQUESTS

it is impractical within the limitations of the CPSES plant design, geometry and accessibility for TU Electric to meet certain requirements of Articles IWA, IWB, IWC, IWD and IWF of the Code. Compliance with these requirements would result in hardships or unusual difficulties without a compensating increase in the level of plant quality or safety. Therefore, pursuant to 10CFR50.55a(g) (5) (iii), the relief requested from the Inservice Inspection requirements of 10CFR50.55a(g) (4) (i) is discussed in detail in this appendix. Relief is requested for the first 120 month interval of the CPSES inservice inspection program.

APPENDIX A
INDEX OF RELIEF REQUESTS

<u>RR</u>	<u>Subject</u>	<u>Submittal Letter</u>	<u>NRC Evaluation</u>	<u>Remarks</u>
A-1	Pressure Retaining Bolted Connections	TXX-94332	Approved - NRR-9044 (06/16/95)	
A-2 Rev. 1	Insulated Bolted Connections	TXX-94332	Approved - NRR-9044 (06/16/95)	
B-1	Reactor Vessel Closure Head Welds	TXX-95042	Approved - NRR-9156 (12/28/95)	
B-2	Circumferential Piping Weld (TCX-1-4103-1)	TXX-95042	Approved - NRR-9156 (12/28/95)	
B-3	Branch Pip Connection Weld (TCX-1-4104-1)	TXX-96426	Approved - NRR-9731 (2/3/99)	
B-4	Pressurizer Lower Head to Shell and Surge Nozzle to Vessel Welds (TCX-1-2100-1, 11)	TXX-98058	Approved - NRR-9731 (2/3/99)	
B-5	Steam Generator Tubesheet to Channel Head Weld (TCX-1-3100-2-1)	TXX-98058	Approved - NRR-9731 (2/3/99)	
B-6	Circumferential Piping Weld (TCX-1-4201-7)	TXX-98058	Approved - NRR-9731 (2/3/99)	
C-1	Excess Letdown Heat Exchanger Weld (TCX-2-1110-1)	TXX-95042	Approved - NRR-9156 (12/28/95)	
C-2	Regenerative Heat Exchanger Welds (TCX-2-1150-5, 6)	TXX-98058	Approved - NRR-9731 (2/3/99)	
C-3	Piping Integral Welded Attachment (TCX-2-2301-III)	TXX-98058	Approved - NRR-9731 (2/3/99)	
C-4	Containment Spray Heat Exchanger Weld (TCX-2-1180-1-2)	TXX-99175	Approved - NRR- (9/24/99)	

APPENDIX B

APPENDIX B

INDEX

ISI PLAN INTERIM CHANGE REQUESTS (ICRs)

<u>ICR NO.</u>	<u>AFFECTED PAGE(S)</u>	<u>DESCRIPTION OF CHANGE</u>
	Section 4.2 pg. 1 of 1	Replaced page for rescheduled exam
ISI-2R0-01	Section 4.1, 4.2 & 4.3 pg's. 39, 40, 78, 88, 120, 319 327, 333, 392, 394, 396, 397, 398, 400, 403, 407, 461 & 462	Replaced pages for rescheduled exams and corrected pipe support info.
	Section 4.2 and 4.3 pg's. 120.1, 260.1, 327.1, 390.1, 390.2, 390.3, 391.1, 401.1, 403.1, 403.2, 403.3, 403.4, 404.1 and 458.1	Added pages to plan
	Section 2 dwg. #'s AF Sh. 5; CC Sh. 1, 2 and 10; CS Sh. 1 thru 13; CT Sh. 3 and 4; MS Sh. 2 and RH Sh. 2	Replaced drawings
	Section 2 dwg. #'s CS Sh. 14 and 15	Deleted drawings
	Section 5 Table 9	Replaced table
ISI-2R0-02	Section 2 dwg. #'s CT Sh. 1 and 2, CS Sh. 11	Replaced drawings
	Appendix A pg. 2 Relief Request A-1, A-2	Replaced Index Page Added Relief Request
ISI-2R0-03	Appendix A pg. 2 Relief Request A-2 Rev. 1	Replaced Index Page Added Revised Relief Request
ISI-2R0-04	Section 5, Table 9	Add reference to Notes 5, 6, 7 and 8 on pages 32, 118, 135 and 100 respectively and add notes 5, 6, 7 and 8 to the note page
ISI-2R0-05	Section 4.1, 4.2 and 4.3 pg's. 1, 6, 7, 26, 40, 76, 76.1, 76.2, 83, 83.1, 291, 297	Replaced or added pages for added, deleted or rescheduled exam items
	Appendix C pg. 1	Replaced page to incorporate Code Case N-416-1
	Appendix E pg's. 1-4	Updated drawing revisions
ISI-2R0-06	Section 2 dwg. #'s CT S. 1 & 2, CC Sh. 1-9, PS Sh. 1, RC Sh. 1 & 2	Replaced Drawings
	Section 5, Table 9	Replaced Table

<u>ICR NO.</u>	<u>AFFECTED PAGE(S)</u>	<u>DESCRIPTION OF CHANGE</u>
ISI-2R1-01	Section 2.0 RHR dwg., Sh. 1 & 2 Section 5.0 Table 9 page 115	Incorporate DM 94-45
ISI-2R1-02	Section 4.1 pg's 6, 37, 40, 43, 46 52, 61, 69, 70, 71, 74 Section 4.2 pg. 119 App. A pg. 2 App. B pg. 2	Change cal blocks, reschedule exams add Relief Request
ISI-2R1-03	Section 2 CS dwg. Sh. 12 of 13 Section 5, Table 9 pg's 25, 31 and notes App. B pg. 2	Replace pages
ISI-2R2-01	Section 4.1, 4.2 and 4.3 pages 35, 42, 51, 61, 69, 76, 172, 199, 200, 201, 212, 213, 225, 226, 229, 230, 237, 238; App. A pg. 2, RR's B-4, 5, 6, C-2, 3; App. B pg 2; App. E pg 3	Change cal blocks, reschedule exams, add relief requests, update sketch rev. #'s
ISI-2R3-01	Section 4.2 and 4.3 pages 82, 212, 214, 215, 216, 217, 226 Section 4.4 page 1	Change cal blocks, reschedule exams, add relief request, corrected Cat and Item no.'s
ISI-2R3-02	Section 4.4 page 1 Section 4.4 Table 4.4.1	Incorporate steam generator tube plugging table. Delete reference and paragraph on NRC Bulletin 85-02.

APPENDIX C

**APPENDIX C
ADOPTED CODE CASES**

<u>CODE CASE</u>	<u>SUBJECT</u>	<u>NRC APPROVAL DOCUMENT</u>
N-401-1	Eddy Current Examination	R.G. 1.147 Rev. 10
N-416-1	Alternative Pressure Test Requirement for Welded Repairs or Installation of Replacement Items by Welding	NRC Letter 11/04/94
<p>Note: Implementation of Code Case N-416-1 on Code Class 3 components requires an additional surface examination (MT/PT) to be performed on the root pass of butt and socket welds on the pressure retaining boundary of Code Class components.</p>		
N-435-1	Alternative Examination Requirements for Vessels with Wall Thickness 2 inches or less	R.G. 1.147 Rev. 10
N-457	Qualification Specimen Notch Location for Ultrasonic Examination of Bolts and Studs	R.G. 1.147 Rev. 10
N-460	Alternative Examination Coverage for Class 1 and Class 2 Welds	R.G. 1.147 Rev. 10
N-461	Alternative Rules for Piping Calibration Block Thickness	R.G. 1.147 Rev. 10
<p>Note: Code Case N-461 is acceptable subject of the following condition in addition to those conditions specified in the Code Case: Thickness measurements and weld joint contour of the pipe/component must be known and used by the inspector who conducts the UT examination.</p>		
N-491	Alternative Rules for Examination of Class 1, 2, 3 and MC Component Supports of Light-Water Cooled Power Plants	R.G. 1.147 Rev. 10
N-498-1	Alternative Rules for 10-Year Hydrostatic Pressure Testing for Class 1, 2 and 3 Systems	R.G. 1.147 Rev. 12
N-522	Pressure Testing of Containment Isolation Piping	R.G. 1.147 Rev. 12
<p>Note: Code Case N-522 is acceptable subject of the following condition in addition to those conditions specified in the Code Case: The test should be conducted at the peak calculated containment pressure and the test procedure should permit the detection of through-wall leakage in containment isolation valves (CIV's) and pipe segments between the CIV's.</p>		
N-524	Alternative Requirements for Longitudinal Welds in Class 1 and 2 Piping	NRC Letter 2/23/96

APPENDIX D

APPENDIX D

ULTRASONIC CALIBRATION BLOCKS

Calibration Block No.	Block Size Pipe Schedule	Material	System/ Component
TBX-1	12.25"L x 6.00"W x 3.50"T	SA-533 Gr. B Class-1 C.S.	Pressurizer
TBX-2	8.00"L x 3.00"W x 3.00"T	A351 CF8M	Reactor Coolant Pipe (1982)
TBX-3	3" sch. 160	A376 Type-316	Piping
TBX-4	4" sch. 160	A376 Type-304	Control Rod Drive Mech. Housings
TBX-5	6" sch. 160	A376 Type-304	Piping
TBX-6	6" sc. 40S	A376 Type-304	Piping
TBX-7	8" sch. 40S	A376 Type-304	Letdown Reheat H.X.
TBX-8	8" sch. 140	A376 Type-316	Excess Letdown Heat Exchanger
TBX-9	10" sch. 140	A376 Type-304	Regenerative Heat Exchanger
TBX-10	10" sch. 40S	A312 Type-316	Piping
TBX-11	12" sch. 40S	A312 Type-316	Piping
TBX-12	12" sch. 140	A376 Type-304	Piping
TBX-13	14" sch. 140	A376 Type-316	Piping
TBX-14	14" sch. 40	A358 Type-316	Piping
TBX-15	16" sch. 40S	A312 Type-304	Piping
TBX-16	9.00"L x 4.00"W x .468"T	A240 Type-304	Seal Water Heat Exchanger
TBX-17	8" sch. 80	A106 Grade-B C.S.	Piping
TBX-18	8" sch. 160	A312 Type-304	Piping
TBX-19	14" sch. 160	A312 Type-304	Piping
TBX-20	16" sch. 80	A106 Grade-B C.S.	Piping
TBX-21	18" sch. 80	A106 Grade-B C.S.	Piping
TBX-22	24" sch. 80	A106 Grade-B C.S.	Piping

APPENDIX D

ULTRASONIC CALIBRATION BLOCKS

Calibration Block No.	Block Size Pipe Schedule	Material	System/ Component
TBX-23	1.50 sch. 160	A376 Type-316	Piping
TBX-24	2" sch. 160	A376 Type-316	Piping
TBX-25	7" Lg. Stud	SA-540 C.S.	R.V. Stud & R.C. Pump Bolting (1982)
TBX-26	22.10"L x 6.00"W x 6.30"T	SA-533 Grade-A Class-1 C.S.	Reactor Vessel Bottom Head
TBX-27	20.8"L x 6.00"W x 4.00"T	SA-533 Grade-A Class-1 C.S.	Steam Generator Secondary Side
TBX-28	19.10"L x 6.00"W x 5.45"T	SA-508 Grade-A Class-2 C.S.	Steam Generator Channel Head to Tubesheet
TBX-29	30.10"L x 6.00"W x 8.60"T	SA-533 Grade-A Class-1 C.S.	Reactor Vessel Closure Head
TBX-30	13.00"L x 4.00"W x 1.00"T	SA-240 Type-304	Residual Heat Exchanger
TBX-31	9.00"L x 4.00"W x .625"T	SA-240 Type-304	Horizontal Letdown Heat Exchanger
TBX-32	9.00"L x 4.00"W x .312"T	SA-240 Type-304	Volume Control Tank
TBX-33	32' x 1.25"T	SA-106 Grade-B C.S.	32" Main Steam
TBX-34	6" sch. 120	SA-333 Grade-6 C.S.	Piping
TBX-35	6" sch. 80	SA-333 Grade-6 C.S.	Piping
TBX-36	6" sch. 160	SA-106 Grade-B C.S.	Piping
TBX-37	8" sch. 160	SA-106 Grade-B C.S.	Piping
TBX-38	18" sch. 140	SA-106 Grade-B C.S.	Piping
TBX-39	24" sch. 100	SA-106 Grade-B C.S.	Piping
TBX-40	13.00"L x 4.00"W x 1.502"T	SA-515-74B Grade-70	Pressurizer Skirt Weld
TBX-41	12' sch. 30	SA-106 Grade-B C.S.	R.C. Drain Tank Heat Exchanger
TBX-42	8" sch. 40S	SA-333 Grade-7 C.S.	Excess Letdown Heat Exchanger
TBX-43	12" sch. 20	A-312 Type-304	R.C. Drain Tank Heat Exchanger

APPENDIX D

ULTRASONIC CALIBRATION BLOCKS

Calibration Block No.	Block Size Pipe Schedule	Material	System/ Component
TBX-44	3" sch. 80	SA-312 Type-304	Piping
TBX-45	4" sch. 80	SA-312 Type-304	Piping
TBX-46	14" sch. 40	SA-312 Type-304	Piping
TBX-47	14" x .500"T	SA-312 Type-304	Piping
TBX-48	16" sch. 30	SA-312 Type-304	Piping
TBX-49	18" x .375"T	SA-312 Type-304	Piping
TBX-50	24" sch. 20	SA-312 Type-304	Piping
TBX-51	12" sch. 80	SA-312 Type-304	Piping
TBX-52	24"L x 6.812" dia.	SA-540 Gr. B24	RPV Stud (1993)
TBX-53	9.25L x 2.125" dia.	SA-193 Gr. B7	SI Pump Stud
TBX-54	35"L x 4.5" dia.	SA-540 Gr. B24	RC Pump Stud (1993)
TBX-55	5.5" x 4.5" x 5.8"	SA-508 Cl. 2	Pr Spr Nozzle IR
TBX-56	11" x 4.5" x 9.93"	SA-508 Cl. 2	SG FW Nozzle IR
TBX-57	12" x 12" x 2.7"	A-351 Gr. CF8M	Reactor Coolant Pipe (1993)
TBX-58	7-1/2" x 7" x 8"	SA-508 Cl. 2	Pr Surge Nozzle IR
TBX-59	7" x 7" x 7"	SA-508 Cl. 2	Pr Sfty/Rlf Nozzle IR
TBX-RV-1	45.00" x 11.00"W x 11.00"T	SA-533 Gr. B Cl. 1	Basic 11" RPV Block
TBX-RV-2	36.00"L x 9.00"W x 9.00"T	SA-533 Gr. B Cl. 1	Basic 9" RPV Block
TBX-RV-3	28.00"L x 6.00"W x 7.00"T	SA-533 Gr. B Cl. 1	Basic 7" RPV Block
TBX-RV-4	20.00"L x 6.00"W x 5.00"T	SA-533 Gr. B Cl. 1	Basic 5" RPV Block
TBX-RV-5	33.00"L x 11.00"W x 11.00"T	SA-533 Gr. B Cl. 1	RPV Flange Ligament
TBX-RV-6	10.00"L x 6.00"W x 3.00"T	SA-503 Cl. 2	RPV Safe End
TBX-RV-7	41.50"L x 7.00"W x 15.25"T	ASTM A508 Cl. 2	RPV Shell

APPENDIX D

ULTRASONIC CALIBRATION BLOCKS

Calibration Block No.	Block Size Pipe Schedule	Material	System/ Component
TCX-RV-1	45.00"L x 11.00"W x 11.00"T	SA-533 Gr. B Cl. 1	Basic 11" RPV Block
TCX-RV-2	36.00"L x 9.00"W x 9.00"T	SA-533 Gr. B Cl. 1	Basic 9" RPV Block
TCX-RV-3	28.00"L x 6.00"W x 7.00"T	SA-533 Gr. B Cl. 1	Basic 7" RPV Block
TCX-RV-4	20.00"L x 6.00"W x 5.00"T	SA-533 Gr. B Cl. 1	Basic 5" RPV Block
TCX-RV-5	33.00"L x 11.00"W x 11.00"T	SA-533 Gr. B Cl. 1	RPV Flange Ligament
TCX-RV-6	10.00"L x 6.00"W x 3.00"T	SA-503 Cl. 2	RPV Safe End
SS-CB-1	1/2"T to 3"T x 3"W step	SA-312 Type 304	Stainless Steel Alt Block
CS-CB-1	1/2"T to 3"T x 3"W step	SA-516 Gr. 70	Carbon Steel Alt Block
DM-CB-1	9"L x 4"W x 2"T	SA-312/SA-516 Block	Dissimilar Metal Alt

APPENDIX E

APPENDIX E

TCX ISOMETRIC DRAWINGS TABLE

TCX#	REV#
TCX-1-1100	2
TCX-1-1100A	2
TCX-1-1200 Sh. 1	1
TCX-1-1200 Sh. 2	1
TCX-1-1300	1
TCX-1-1300A	1
TCX-1-1400	2
TCX-1-2100	1
TCX-1-3100	1
TCX-1-4100	1
TCX-1-4101	1
TCX-1-4102	3
TCX-1-4103	3
TCX-1-4104	1
TCX-1-4105	1
TCX-1-4106	1
TCX-1-4107	2
TCX-1-4108	2
TCX-1-4109	1
TCX-1-4110	1
TCX-1-4200	1
TCX-1-4201	3
TCX-1-4202	4
TCX-1-4203	3
TCX-1-4204	1
TCX-1-4205	2
TCX-1-4206	1
TCX-1-4207	1
TCX-1-4300	1
TCX-1-4301	2
TCX-1-4302	2
TCX-1-4303	4
TCX-1-4304	1
TCX-1-4305	1

APPENDIX E

TCX ISOMETRIC DRAWINGS TABLE

TCX#	REV#
TCX-1-4306	1
TCX-1-4307	1
TCX-1-4308	1
TCX-1-4400	1
TCX-1-4401	1
TCX-1-4402	2
TCX-1-4403	2
TCX-1-4404	2
TCX-1-4405	1
TCX-1-4406	1
TCX-1-4407	2
TCX-1-4408	1
TCX-1-4409	1
TCX-1-4500	2
TCX-1-4501	1
TCX-1-4502	1
TCX-1-4503	1
TCX-1-4504	1
TCX-1-4505	4
TCX-1-4506	4
TCX-1-4507	2
TCX-1-4600	2
TCX-1-5100	1
TCX-1-5100A	1
TCX-2-1100	1
TCX-2-1110	1
TCX-2-1120	1
TCX-2-1130	1
TCX-2-1140	1
TCX-2-1150	1
TCX-2-1180	2
TCX-2-2100	3
TCX-2-2101	2
TCX-2-2102	2
TCX-2-2103	1

APPENDIX E

TCX ISOMETRIC DRAWINGS TABLE

TCX#	REV#
TCX-2-2200	3
TCX-2-2201	2
TCX-2-2202	1
TCX-2-2203	3
TCX-2-2204	2
TCX-2-2300	3
TCX-2-2301	2
TCX-2-2302	3
TCX-2-2303	3
TCX-2-2400	3
TCX-2-2401	2
TCX-2-2402	2
TCX-2-2403	2
TCX-2-2500	3
TCX-2-2501	3
TCX-2-2520	2
TCX-2-2521	1
TCX-2-2530	2
TCX-2-2531	1
TCX-2-2532	1
TCX-2-2533	2
TCX-2-2534	2
TCX-2-2535	2
TCX-2-2536	2
TCX-2-2537	1
TCX-2-2538	1
TCX-2-2538A	1
TCX-2-2539	1
TCX-2-2539A	1
TCX-2-2540	2
TCX-2-2541	2
TCX-2-2542	1
TCX-2-2550	1
TCX-2-2551	1

APPENDIX E

TCX ISOMETRIC DRAWINGS TABLE

TCX#	REV#
TCX-2-2560	3
TCX-2-2561	2
TCX-2-2562	2
TCX-2-2563	1
TCX-2-2564	1
TCX-2-2565	1
TCX-2-2566	2
TCX-2-2566A	1
TCX-2-2567	1
TCX-2-2568	1
TCX-2-2569	1
TCX-2-2570	1
TCX-2-2571	1
TCX-2-2572	1
TCX-2-2573	1
TCX-2-2574	1
TCX-2-2575	2
TCX-2-2576	2
TCX-2-2577	2
TCX-2-2578	2
TCX-2-2579	2
TCX-2-2580	2
TCX-2-2581	2
TCX-2-2582	2
TCX-2-2583	2
TCX-2-2584	1
TCX-2-2585	1
TCX-2-2586	1
TCX-2-3100	1
TCX-2-3110	1
TCX-2-3140	1

APPENDIX F

APPENDIX F

RECORD OF REVISIONS

Revision 0 - original issue

Revision 1

- Incorporated ICR No's. ISI-R0-01, 02, 03, 04, 05 and 06.
- Revised section 1.0 page 2 of 5 to identify the applicable Code inspection schedule program.
- Revised section 2.0 page 1 of 1 to clarify ISI drawing preparation and approval process.
- Updated section 4.0, the ISI summary, for completed and scheduled examination totals.
- Revised sections 4.1, 4.2 and 4.3, the ISI examination tables, for editorial changes and to reflect completed, rescheduled, added, deleted and corrected examination items resulting from outage plan implementation. These completed, rescheduled, added, deleted and corrected examination items maintain ISI plan compliance with Code Inspection Schedule and Examination Requirements of subarticles IWB, C, D-2400 and 2500 respectively. The summary numbers affected by this revision are listed in Attachment 1 to Appendix F of this plan.
- Revised section 4.3, the Component Support examination table, and Appendix C, the List of Adopted Code Cases, to reflect incorporation of Code Case N-491, "Alternative Rules for Examination of Class 1, 2, 3 and MC Component Supports of Light-Water Coded Power Plants". The summary numbers affected by this change are not listed in Attachment 1 to Appendix F of this plan.
- Revised section 5.0, the Pressure Test portion of the plan to update examination tables.
- Updated Appendix A to reflect the current status of relief requests and to add relief requests resulting from the first outage implementation.
- Updated Appendix C to reflect the current list of adopted Code Cases.
- Updated Appendix D to reflect the current list of calibration blocks.
- Updated Appendix E to reflect the current list of ISI sketches.
- Updated Appendix F to add record of revision and corresponding Attachment 1 to Appendix F for Plan revision 1.

APPENDIX F

RECORD OF REVISIONS

Revision 2

- Incorporated ICR No's. ISI-2R1-01, 02 and 03
- Revised cover page to identify current corporate address..
- Retyped text portion of plan due to a word processing software change resulting in the movement of some information and paragraphs to different pages.
- Revised section 1.0 to clarify exemptions and to correct paragraph numbers.
- Revised section 2.0 ISI Boundary Diagrams: AF sheets 1, 2, 3 and 4 of 5 per AF system exemption clarification; CH sheets 1 and 3 of 7 per DM 92-07; and CS sheet 6 of 13 per DCN 11008. Revised all other Boundary Diagrams for clarity or to add revision and approval blocks.
- Updated section 4.0, the ISI summary, for completed and scheduled examination percentages totals.
- Revised sections 4.1, 4.2 and 4.3, the ISI examination tables, to reflect completed, rescheduled, added, deleted and corrected examination items resulting from outage plan implementation and component design verification. These completed, rescheduled, added, deleted and corrected examination items maintain ISI plan compliance with Code Inspection Schedule and Examination Requirements of subarticles IWB, C, D-2400 and 2500 respectively. The summary numbers affected by this revision are listed in Attachment 2 to Appendix F of this plan.
- Revised section 4.3, the Component Support examination table, based on a Class 3 component support design review and on an N-F boundary reconciliation. The summary numbers affected by these changes are listed in Attachment 2 to Appendix F of this plan.
- Revised section 5.0, the Pressure Test portion of the plan to update examination tables.
- Updated Appendix A to reflect the current status of relief requests.
- Updated Appendix C to reflect the current list of adopted Code Cases.
- Updated Appendix D to reflect the current list of calibration blocks.
- Updated Appendix E to reflect the current list of ISI sketches.
- Updated Appendix F to add record of revision and corresponding Attachment 2 to Appendix F for Plan revision 2.

APPENDIX F

RECORD OF REVISIONS

Revision 3

- Incorporated ICR No. ISI-2R2-01
- Revised section 1.0 page 1 to indicate that the examinations required by subsections IWE and IWL of the Code are not within the scope of this plan.
- Revised section 2.0 ISI Boundary Diagrams: AF Sh. 1 of 5 per DCN 11248; CC Sh. 1 of 9 per DCN 11262, Sh. 9 of 9 per M2-0231 Sh. A; DD Sh. 1 and 2 of 2 per DCN 9905; FW Sh.3 and 4 of 4 per DCN 10174; MS Sh. 1, 2, 3, 4 and 5 of 5 per DM 95-05 and DCN 11070; RH Sh. 1 and 2 of 2 per DCN 09634.
- Revised section 3.0 page 1 to correct typographical errors in the identification of visual examination methods.
- Updated section 4.0, the ISI summary, for completed and scheduled examination percentages totals.
- Revised sections 4.1, 4.2 and 4.3, the ISI examination tables, to reflect completed, rescheduled, and corrected examination items resulting from outage plan implementation. These completed, rescheduled, and corrected examination items maintain ISI plan compliance with Code Inspection Schedule and Examination Requirements of subarticles IWB, C, D-2400 and 2500 respectively. The summary numbers affected by this revision are listed in Attachment 3 to Appendix F of this plan.
- Revised sections 4.1, 4.2 and 4.3, the ISI examination tables, to reflect 3 outages in the second period of the first inspection interval. This change results in a 4-1/2 year second period and maintains compliance with Code Inspection Program B which requires a 4 year second period that may be decreased or extended by as much as 1 year to enable inspections to coincide with a plant outage. The summary numbers affected by this change are listed in Attachment 3 to Appendix F of this plan.
- Updated Appendix A to reflect the current status of relief requests.
- Updated Appendix E to reflect the current list of ISI sketches.
- Updated Appendix F to add record of revision and corresponding Attachment 3 to Appendix F for Plan revision 3.

APPENDIX F
RECORD OF REVISIONS

Revision 4

- Incorporated ICR No. ISI-2R3-01 and 2R3-02
- Revised cover page to identify this Plan as the 1st 10-Year Interval Plan.
- Updated section 4.0, the ISI summary, for completed and scheduled examination percentages totals.
- Revised sections 4.1, 4.2 and 4.3, the ISI examination tables, to reflect completed, rescheduled, added, removed and corrected examination items resulting from outage plan implementation. These completed, rescheduled, added, removed and corrected examination items maintain ISI plan compliance with Code Inspection Schedule and Examination Requirements of subarticles IWB, C, D-2400 and 2500 respectively. The summary numbers affected by this revision are listed in Attachment 4 to Appendix F of this Plan.
- Revised section 4.1 to reflect reactor vessel nozzle examination items that are being re-examined in the third period of the first interval to support second interval reactor vessel examination schedules. The summary numbers affected by this revision are listed in attachment 4 to Appendix F of this Plan
- Updated Appendix A to reflect the current status of relief requests.
- Updated Appendix C to reflect the current list of NRC approved adopted Code Cases.
- Updated Appendix F to add record of revision and corresponding Attachment 4 to Appendix F for Plan revision 4.

Revision 1 - AFFECTED SUMMARY NUMBERS

The following summary numbers identify examination items completed during the first refueling outage:

002800	008020	057000	608200
003100	008040	094244	608400
003200	008060	094279	608450
003600	008080	094300	608500
005400	008100	094400	608600
005420	008140	094800	608700
005440	008200	094900	608800
005460	014400	095300	608900
005480	014500	096400	609000
005500	014900	100300	609100
005520	015000	102700	609200
005540	015500	109900	609300
005560	017200	110900	609500
005580	017500	132200	609600
005600	017600	132300	610000
005620	018500	166500	610100
005640	018600	166550	610200
005660	018700	166600	618500
005680	019400	166650	618775
005700	020200	166700	618800
005720	020300	166750	618900
005740	020400	183800	619000
006600	020900	184000	619100
006620	021000	184500	619200
006640	021100	186400	619300
006660	022400	186500	622800
006680	022700	190800	622900
006700	023000	191000	631100
006720	023100	191300	631200
006740	025300	245500	631300
006760	025400	245600	631400
006780	025500	245800	631900
006800	025600	246300	632000
006820	025700	250900	632100
006840	025800	251000	632200
006880	025900	251100	632300
006900	026000	251400	632400
006920	026100	251500	632500
006940	026200	255600	632600
007800	026300	500700	632700
007820	027550	600000	632800
007840	048500	603600	632900
007860	048600	603700	633000
007880	048700	603800	635200
007900	048800	603900	635300
007920	048900	604000	635400
007940	049000	604100	635500
007960	049100	605400	635600
007980	049800	605500	635700
008000	049900	605600	635800

Revision 2 - AFFECTED SUMMARY NUMBERS

Completed examinations (cont.):

640530	695960	714550	723500
640540	695970	714600	723600
640550	696000	716490	723700
640560	696100	716500	723800
640570	696200	716550	723900
640580	696300	718200	724000
640830	696400	718300	725000
653400	696500	718400	725100
653500	696600	718500	725200
653600	696690	718550	725300
653700	696700	718600	725400
653800	696750	718700	725500
653900	696590	718800	725600
655400	696800	718900	725700
655690	696900	718910	725800
655700	696950	719000	725900
655800	696980	719100	726000
655900	696990	719200	726100
656000	697000	719300	726200
669200	697010	719400	750000
669300	706900	719500	750100
669310	707000	719600	750200
669400	707020	719650	750300
669450	709190	719700	750400
669500	709200	719710	750500
669600	709300	719800	750600
669650	709400	719900	750700
669700	709500	719950	810000
669710	709600	720000	810100
669800	710860	720010	810200
669900	710870	720100	810300
670900	710880	720200	810400
671000	713100	720300	810500
671300	713200	720400	810550
671310	713290	721200	810600
671900	713300	721260	810700
672000	713400	721800	810800
672200	713450	721900	810900
672400	713500	722000	811000
673600	713550	722100	811100
673610	713600	722200	811200
683200	713700	722300	811300
683210	713800	722400	811400
683300	713850	722500	811500
683400	713900	722600	811600
683450	714000	722700	811700
683500	714050	722800	811800
683600	714100	722900	811850
683610	714150	723000	813200
683700	714200	723100	813300
683800	714300	723200	813400
687500	714400	723300	813500
687600	714500	723400	813600

Revision 2 - AFFECTED SUMMARY NUMBERS

Completed examinations (cont.):

898450	899000	899800	900550
898500	899100	899900	900600
898550	899200	900100	900700
898600	899300	900200	900800
898650	899350	900250	900900
898700	899400	900300	901000
898750	899500	900350	952200
898800	899600	900400	952300
898900	899700	900500	

The following summary numbers identify examination items that have been rescheduled:

003300	008120	094221
003400	018800	094261

The following summary numbers identify examination items that have been added to the schedule:

094280	094282	106100	500700
--------	--------	--------	--------

The following summary numbers identify examination items that have been deleted from the schedule:

094233	097440	104800
094271	097445	500100

The following summary numbers identify examination items that have been corrected:

186400	186500	721760
--------	--------	--------

Revision 2 - AFFECTED SUMMARY NUMBERS

The following summary numbers identify examination items that have been completed:

000100	076800	501000	715350
001900	077700	620300	721700
001910	077750	620350	721750
002200	077800	620400	721760
002210	077900	620500	
002300	078800	620600	
002310	078850	623200	
002600	078900	623250	
002610	079000	623400	
002700	085800	623500	
009100	085900	640410	
009300	086000	640420	
009600	086100	640430	
009650	094249	640440	
009700	094282	640450	
009750	122400	640460	
009800	122800	640470	
009850	123400	640710	
009900	124500	640720	
009950	124600	640730	
010000	124800	640740	
010050	125300	640750	
010100	126100	640760	
012200	126700	640770	
012300	127000	640780	
015600	192200	640790	
015700	192300	640800	
016000	192700	640810	
016100	192800	640900	
016300	192900	693500	
016400	193000	693550	
017100	194100	693560	
018800	194200	693600	
024200	194500	697040	
024400	194600	697060	
024500	195900	697100	
024600	196300	697400	
024700	196400	697450	
024800	196500	697700	
024900	196600	697750	
027600	300700	697800	
027700	300750	697850	
040900	300800	698400	
041000	300850	698500	
059200	300900	698550	
059300	300950	699590	
075600	301600	699600	
075700	301650	699650	
076600	301700	715200	
076650	301750	715250	
076700	314000	715300	

Revision 2 - AFFECTED SUMMARY NUMBERS

The following summary numbers identify examination items that have been rescheduled:

003100	024300	139100	892900
003200	075400	139700	892950
003300	075500	141000	893600
009000	094261	314000	893650
009200	130300	892000	893800
009400	131000	892050	893850
009500	132000	892200	
009550	138600	892250	

The following summary numbers identify examination items that have been added to the schedule:

013400	042100	094236	612600
028800	060400	094274	613000

The following summary numbers identify examination items that have been deleted from the schedule:

041400	041600	094245	095200
041500	041700	094280	613300
			613400

The following summary numbers identify examination items that have been corrected:

060500	688900	689650	815550
600300	689400	689800	902500
688700	689600	815500	934000

The following summary numbers identify longitudinal weld examination items that have been removed from the plan by incorporation of Code Case N-524:

145050	166750	292450	301750
146250	205750	292550	303950
146550	205850	292650	304050
147550	205950	292850	304350
159350	206050	293050	304450
159450	206150	295450	304850
159750	278050	205550	304950
159850	279750	295650	307150
164150	279850	296350	307250
164250	279950	296450	307350
164350	289350	296550	311550
164450	289450	300750	311650
164550	292150	300850	312050
166050	292250	300950	312150
166550	292350	301650	312250
166650			

Revision 2 - AFFECTED SUMMARY NUMBERS

The following summary numbers identify component support examination items that have been removed from the plan based on a design specification N-F boundary reconciliation:

600800	676200	828300	909800
601100	677390	828400	909850
601400	677510	828450	910100
602700	678610	828500	910150
603400	679410	828550	910200
604000	679800	828600	910250
607500	681800	828650	910300
608450	682000	844000	910350
618500	682600	844050	910400
618600	683610	844800	910450
622250	688510	844850	911200
623975	688980	845500	911250
624500	693560	845550	911300
624600	696950	847600	911350
624800	697040	847650	911400
624900	697060	849700	911450
625200	698670	849900	911500
625400	698680	849950	911550
625500	698690	851400	911600
625700	698700	851600	911650
625800	698900	854800	911700
625900	699590	855400	911750
626100	704400	855450	911800
626200	707020	859200	911850
626500	709290	859900	911900
626700	716490	863000	911950
655320	718910	865100	912100
655590	719710	865250	912150
656000	720010	865400	912500
657410	721760	872700	912550
657620	721800	883900	912600
665610	722000	884300	912650
665790	722600	907700	912700
665810	810200	908940	912750
665820	810300	908950	913200
667410	810400	909000	916000
667490	811300	909050	916400
667560	812200	909100	919600
668210	816900	909150	919800
668610	817000	909200	925600
669310	817200	909250	936000
669170	817300	909300	936050
670210	817400	909350	942100
670220	819600	909400	942150
673450	819800	909450	943100
673610	819900	909500	943900
674210	825700	909550	946900
674300	826100	909600	948100
674600	828100	909650	948900
675690			

Revision 3 - AFFECTED SUMMARY NUMBERS

The following summary numbers identify examination items that have been completed:

002800	008480	075400	629200
005760	008500	075500	640160
005780	009000	096700	640170
005800	009200	096800	640190
005820	009400	096900	640200
005840	009500	097000	640210
005860	009550	097100	640220
005880	010700	097200	640230
005900	010800	113500	640240
005920	010900	113900	640250
005940	011000	114300	640260
005960	011100	114600	640270
005980	024300	115400	640280
006000	027900	115500	640650
006020	028000	121700	640660
006040	030100	121800	640670
006060	030200	138600	640680
006080	030900	139100	640690
006100	031000	139700	640700
006960	031400	141000	640840
006980	031500	233400	640870
007000	032200	233500	665900
007020	032300	233800	665950
007040	032400	234200	666000
007060	032500	234400	666050
007080	032600	234600	666400
007100	032700	234700	666450
007120	032800	234800	666700
007140	032900	237400	666750
007160	033000	237500	666900
007180	033100	237600	666950
007200	033200	237700	667400
007220	033210	238000	667500
007240	033220	239100	667550
007260	033700	239200	667600
007280	033800	600400	667800
007300	034000	615000	667900
008120	034200	615050	667950
008160	034300	616500	668000
008180	034400	616600	668100
008220	034500	616700	668150
008240	035600	616800	668200
008260	035700	617100	668400
008280	035800	620800	668500
008300	039400	620850	668600
008320	039500	620900	668700
008340	039600	621000	668800
008360	040000	622100	668850
008380	040100	622150	668900
008440	040200	622200	669000
008420	040300	628100	669100
008440	040400	628400	669150
008460	040850	629100	675300

Revision 3 - AFFECTED SUMMARY NUMBERS

The following summary numbers identify examination items that have been completed: (cont.)

675600	707900	826150	910650
675650	707950	827600	910900
681850	708000	829400	910950
681900	708050	829500	915800
681950	708500	829550	915900
682050	708550	871600	916100
684400	718100	871650	916200
684500	718150	872900	917200
684550	721300	876200	917250
687300	751700	876250	918600
687400	753000	876700	918650
702500	820400	876750	920600
703800	820700	877100	924500
703850	820800	877150	924550
704450	821800	877200	943900
707500	821850	877250	943950
707550	825750	910600	945000
			945050
			951400

Revision 3 - AFFECTED SUMMARY NUMBERS

The following summary numbers identify examination items that have been rescheduled:

022350	831700	872250	903850
039250	831750	872900	919700
059150	836500	876000	919750
094236	836550	876050	921600
094274	872000	902500	921650
684450	872050	902550	950800
820900	872100	903100	950900
822700	872150	903150	951000
822750	872200	903800	

The following summary numbers identify examination items that have been corrected:

010800
010900
075500

Revision 3 - AFFECTED SUMMARY NUMBERS

The following summary numbers identify examination items that have been affected by changing from 2 outages to 3 outages in the second inspection period:

002700	292300	658300	685500
003100	292400	658350	685550
003200	292500	658800	685600
003300	292600	658850	685650
011200	292800	659400	752000
011300	293000	659600	752100
011400	295400	659700	752200
011500	295500	659750	752700
011600	295600	662200	820900
041200	295600	664640	822700
041300	296300	664670	822750
041800	296400	665000	831700
041900	296500	665050	831750
042600	502400	672100	836500
043400	614000	672500	836550
043500	614200	672600	876000
044200	640290	672700	876050
059150	640300	672800	880700
094221	640310	672900	880750
094236	640320	673000	881000
094274	640330	673050	888300
101700	640340	673100	894700
101800	640350	673200	894750
106100	640360	673300	894900
107100	640370	673400	895600
107400	640380	673500	895650
107500	640390	673600	895700
205700	640400	676600	895750
205800	656500	681100	912800
205900	656550	681200	912850
206000	656800	681300	912900
206100	656850	681400	913600
278000	656900	681500	913650
279700	657000	681600	919700
279800	657100	684450	919750
279900	657200	685100	921600
289300	657300	685200	921650
289400	657400	685250	950800
292100	657500	685400	950900
292200	657900	685450	951000

Revision 4 - AFFECTED SUMMARY NUMBERS

The following summary numbers identify examination items that have been completed:

022350	097420	678600	883400
039250	097430	678700	883450
044300	097444	678800	883600
044700	097450	678840	883650
044800	097460	678845	886300
044900	501200	678850	891200
045500	621200	678900	891250
045600	622400	679000	891600
045700	622450	682100	891650
045800	627800	682200	894000
045900	676900	682250	894050
046000	677000	682300	894100
046100	677050	682350	894150
046200	677100	682400	896600
046300	677200	682500	896650
046400	677300	682650	896700
046500	677400	872000	896750
047000	677500	872050	896900
047100	677600	872100	896950
047300	677700	872150	897200
047500	677800	872200	897250
047600	677900	882900	902500
047700	678000	882950	902550
047800	678100	883000	907750
097410	678500	883050	908100
			908150

The following summary numbers identify examination items that have been rescheduled:

041800	101700	205900	292300
041900	101800	206000	292400
042600	106100	206100	292500
043400	107100	278000	292600
043500	107400	279700	295400
044200	107500	279800	295500
094221	205700	279900	295600
096500	205800		
096600			

The following summary numbers identify examination items that have been added to the schedule:

094245	159000	859400	812460
094281	159100	859450	812470
158900	159200		

The following summary numbers identify examination items that have been removed from the schedule:

094236	094274	831700	831750
876000	876050		

Revision 4 - AFFECTED SUMMARY NUMBERS

The following summary numbers identify examination items that have been corrected:

096500

096600

The following summary numbers identify examination items that are being re-examined in support of second interval reactor examinations:

001900

002300

012200

040900

001910

002310

012300

041000

002200

002600

027600

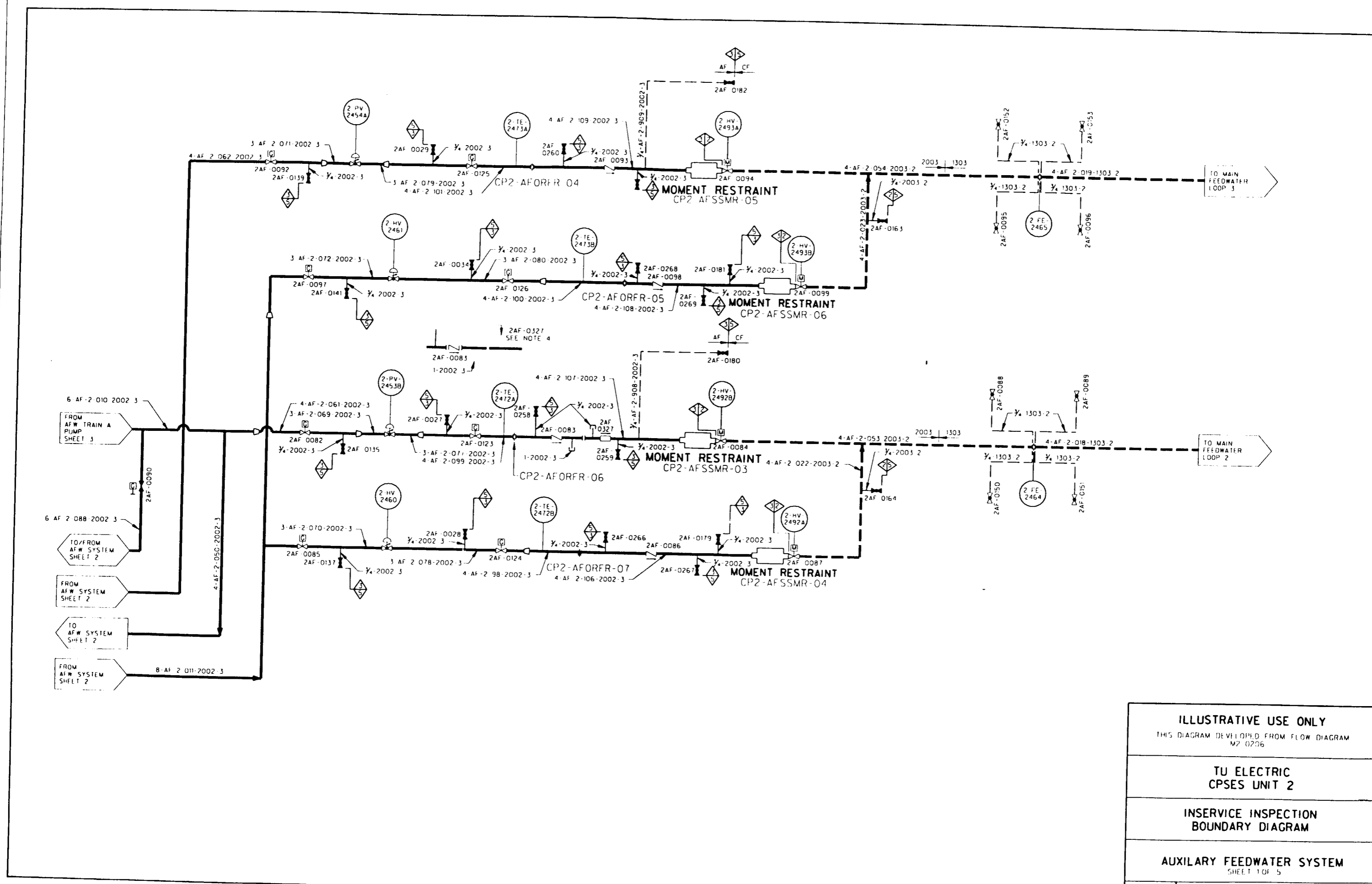
059200

002210

002610

027700

059300

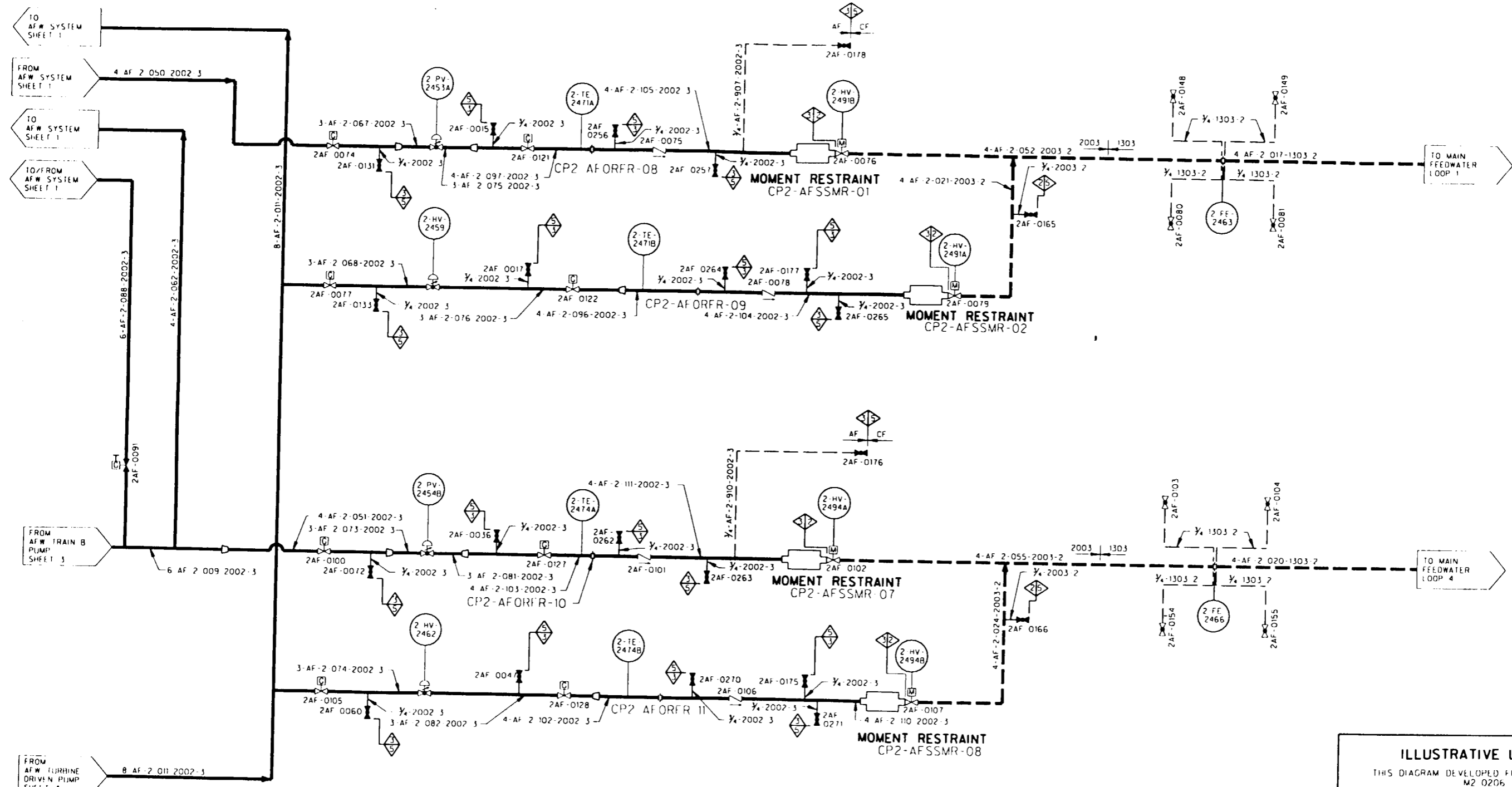


ILLUSTRATIVE USE ONLY
 THIS DIAGRAM DEVELOPED FROM FLOW DIAGRAM
 M2 0206

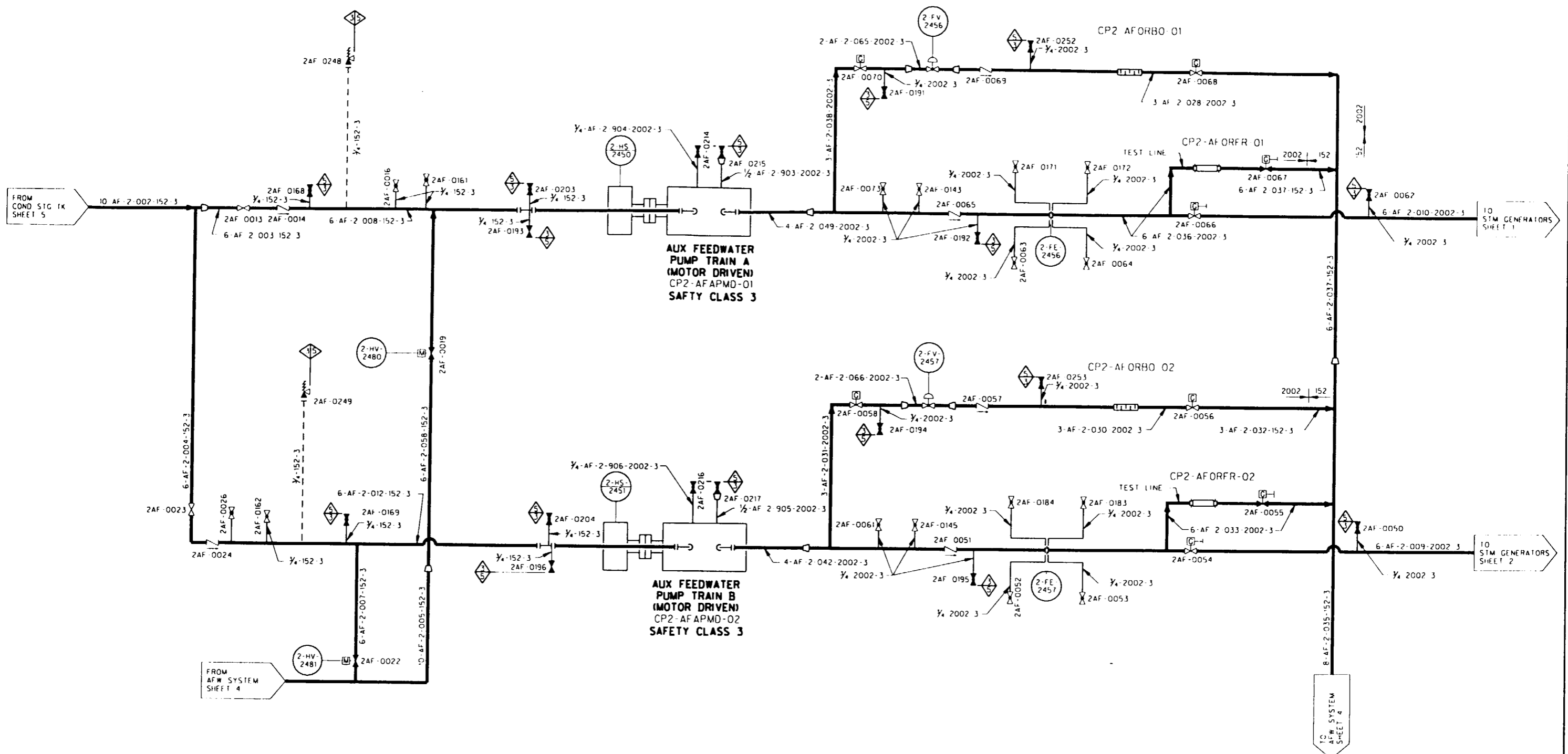
**TU ELECTRIC
 CPSES UNIT 2**

**INSERVICE INSPECTION
 BOUNDARY DIAGRAM**

**AUXILIARY FEEDWATER SYSTEM
 SHEET 1 OF 5**



ILLUSTRATIVE USE ONLY THIS DIAGRAM DEVELOPED FROM FLOW DIAGRAM M2 0206	
TU ELECTRIC CPSES UNIT 2	
INSERVICE INSPECTION BOUNDARY DIAGRAM	
AUXILIARY FEEDWATER SYSTEM SHEET 2 OF 5	
REV 1	APPROVED: SIGNED COPY ON FILE



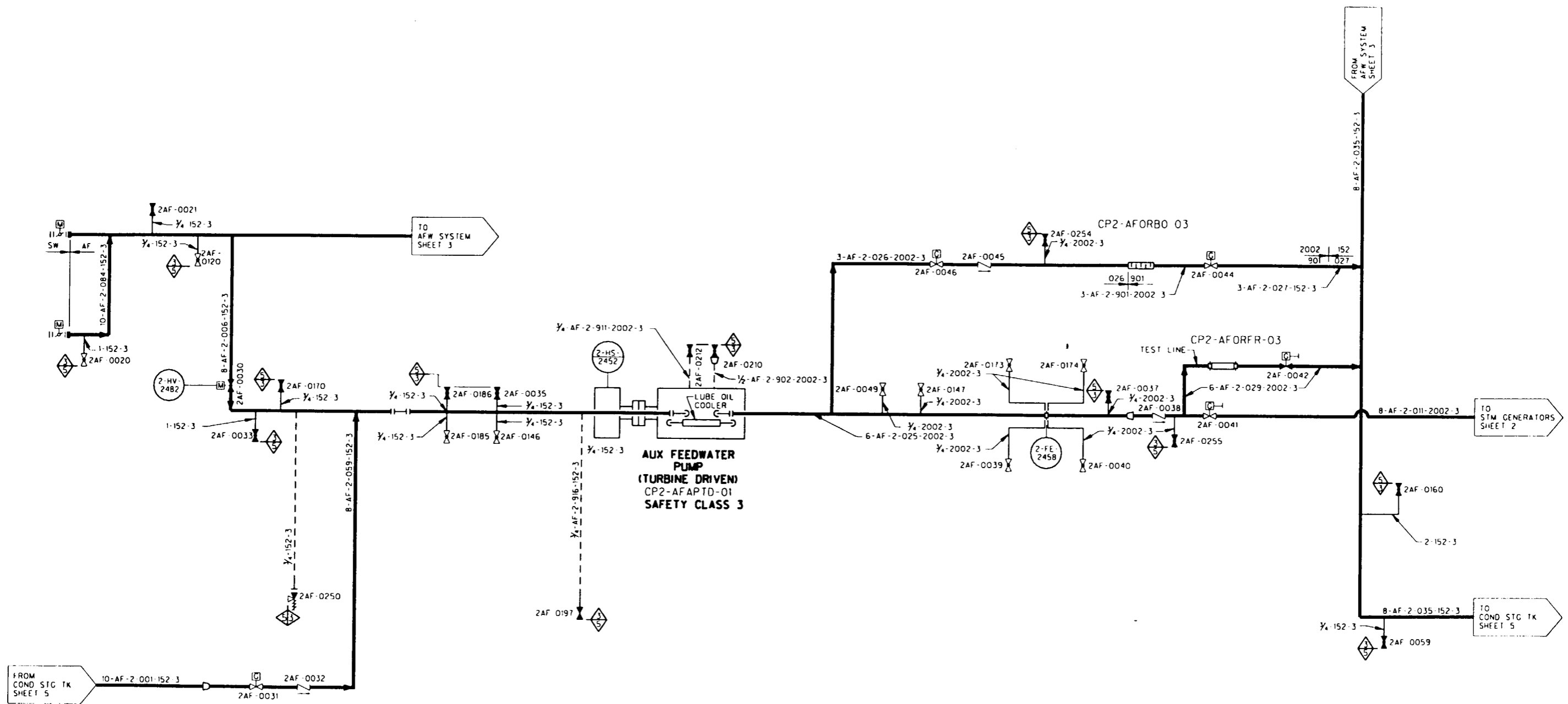
ILLUSTRATIVE USE ONLY
 THIS DIAGRAM DEVELOPED FROM FLOW DIAGRAM
 M2 0206 SH 01

**TU ELECTRIC
 CPSES UNIT 2**

**INSERVICE INSPECTION
 BOUNDARY DIAGRAM**

**AUXILIARY FEEDWATER SYSTEM
 SHEET 3 OF 5**

REV 1 APPROVED: SIGNED COPY ON FILE



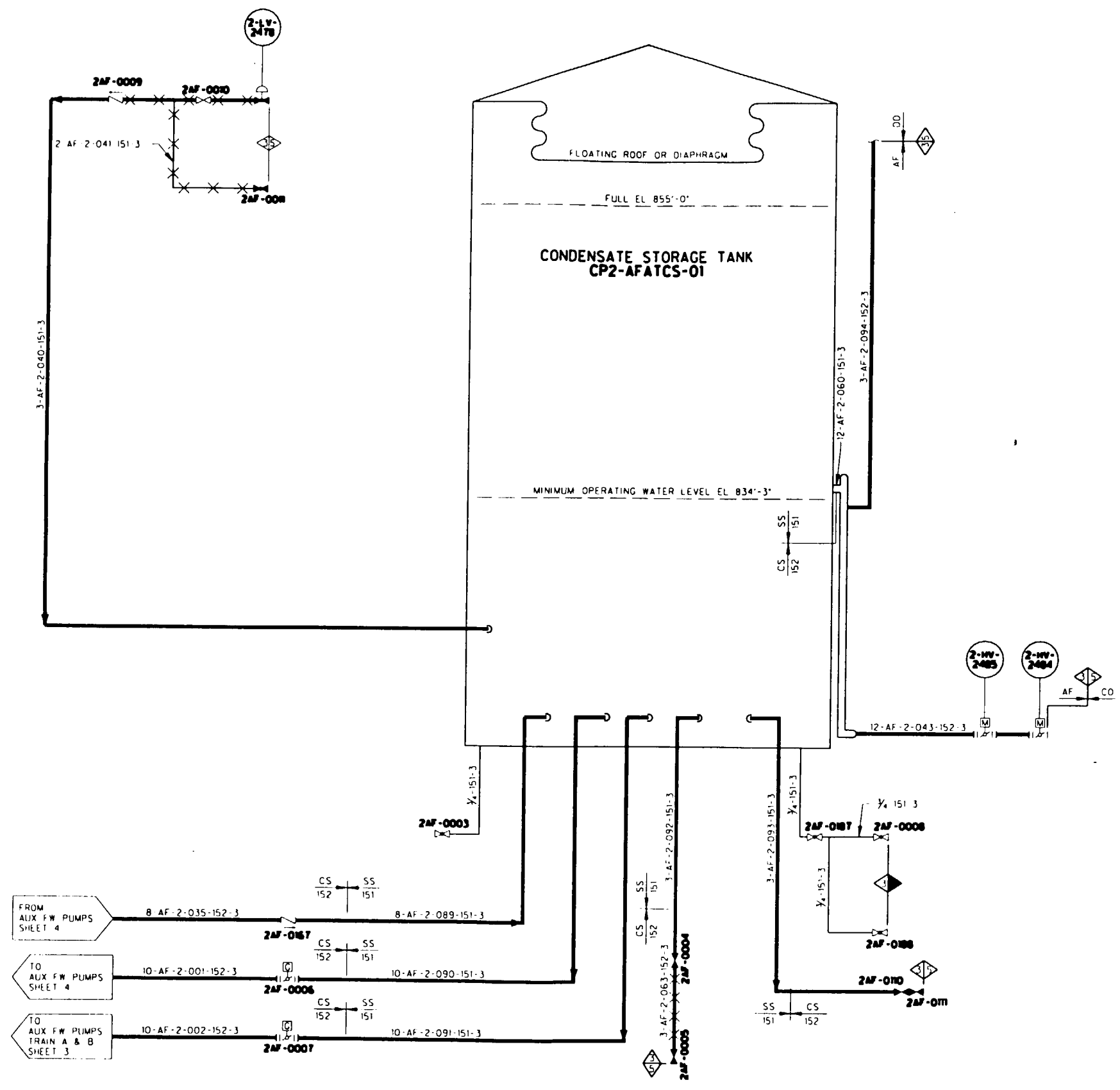
ILLUSTRATIVE USE ONLY
 THIS DIAGRAM DEVELOPED FROM FLOW DIAGRAM
 M2-0706 SH 01

**TU ELECTRIC
 CPSES UNIT 2**

**INSERVICE INSPECTION
 BOUNDARY DIAGRAM**

**AUXILIARY FEEDWATER SYSTEM
 SHEET 4 OF 5**

REV 1 APPROVED: SIGNED COPY ON FILE



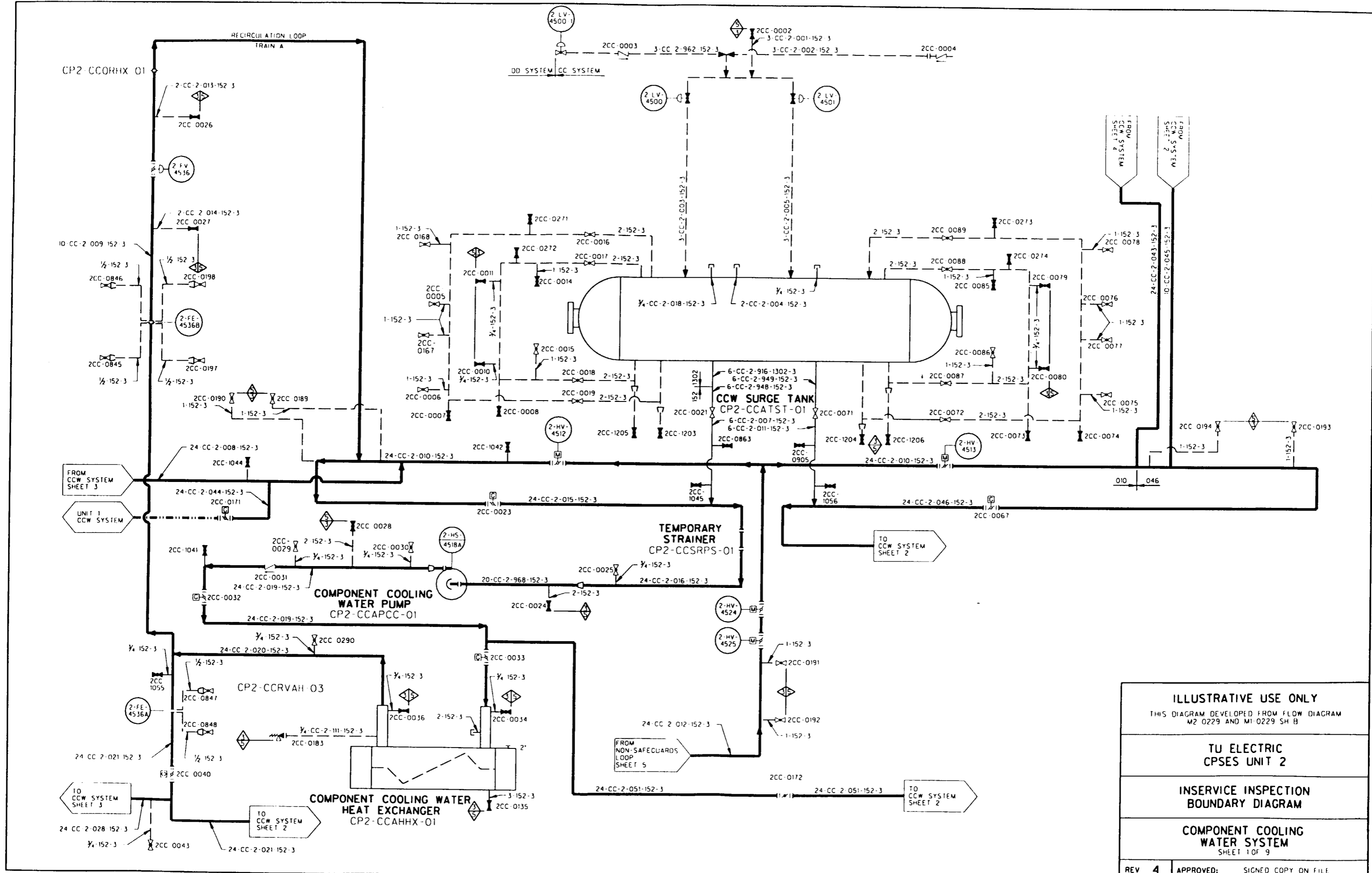
ILLUSTRATIVE USE ONLY
 THIS DIAGRAM DEVELOPED FROM FLOW DIAGRAM
 M2-0206 SH 02

TU ELECTRIC
 CPSES UNIT 2

INSERVICE INSPECTION
 BOUNDARY DIAGRAM

AUXILIARY FEEDWATER SYSTEM
 SHEET 5 OF 5

REV 2 APPROVED: SIGNED COPY ON FILE



ILLUSTRATIVE USE ONLY

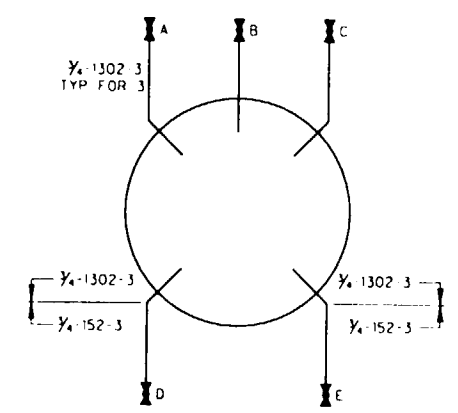
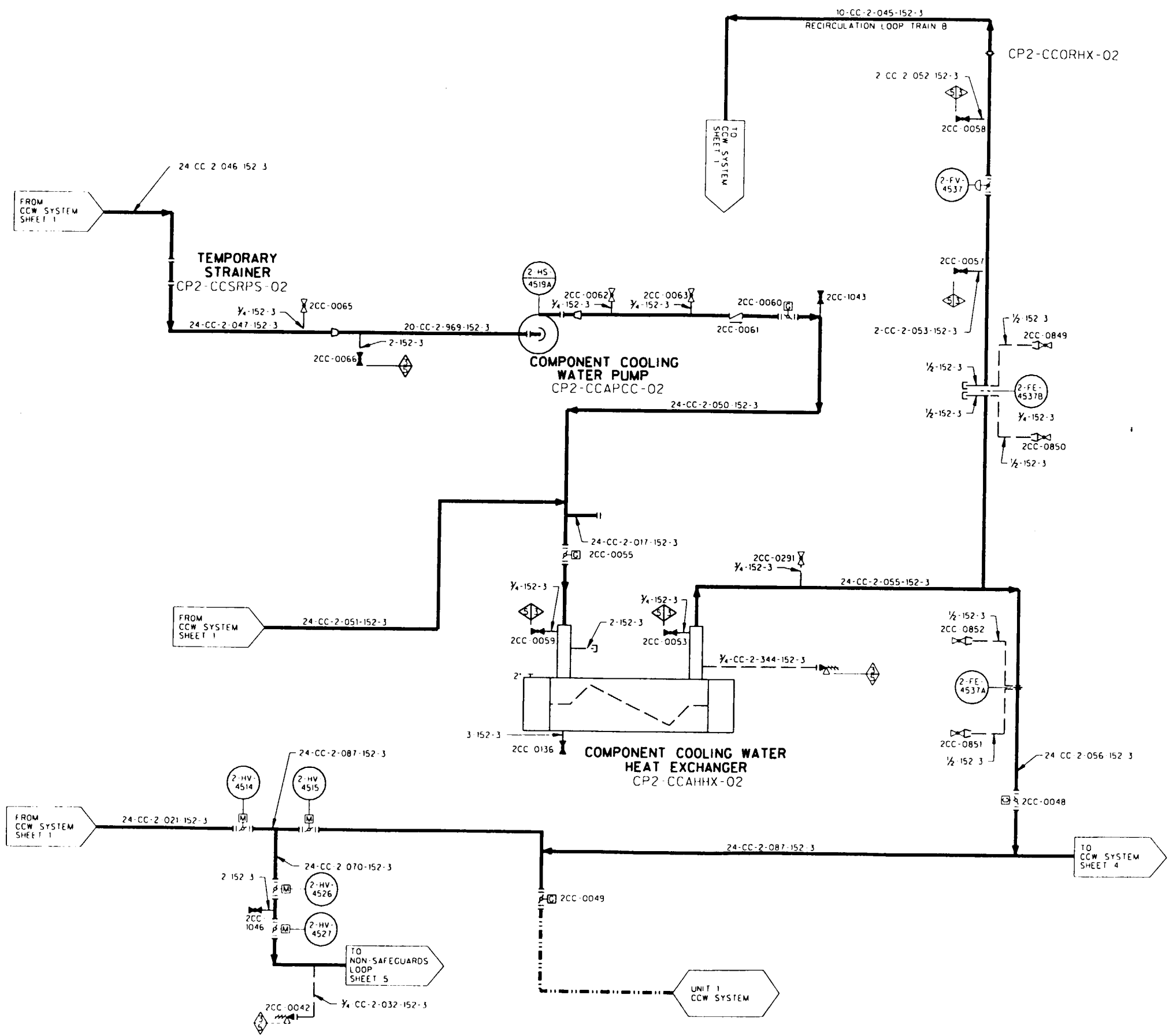
THIS DIAGRAM DEVELOPED FROM FLOW DIAGRAM M2 0229 AND M1 0229 SH B

TU ELECTRIC CPSES UNIT 2

INSERVICE INSPECTION BOUNDARY DIAGRAM

COMPONENT COOLING WATER SYSTEM SHEET 1 OF 9

REV 4 APPROVED: SIGNED COPY ON FILE



PUMP	A	B	C	D	E
CP2-CCAPCC-01	2CC-0232	2CC-0233	2CC-0234	2CC-0235	2CC-0236
CP2-CCAPCC-02	2CC-0237	2CC-0238	2CC-0239	2CC-0240	2CC-0241

PUMPS CP2-CCAPCC-01,02
VENTS AND DRAINS DETAIL

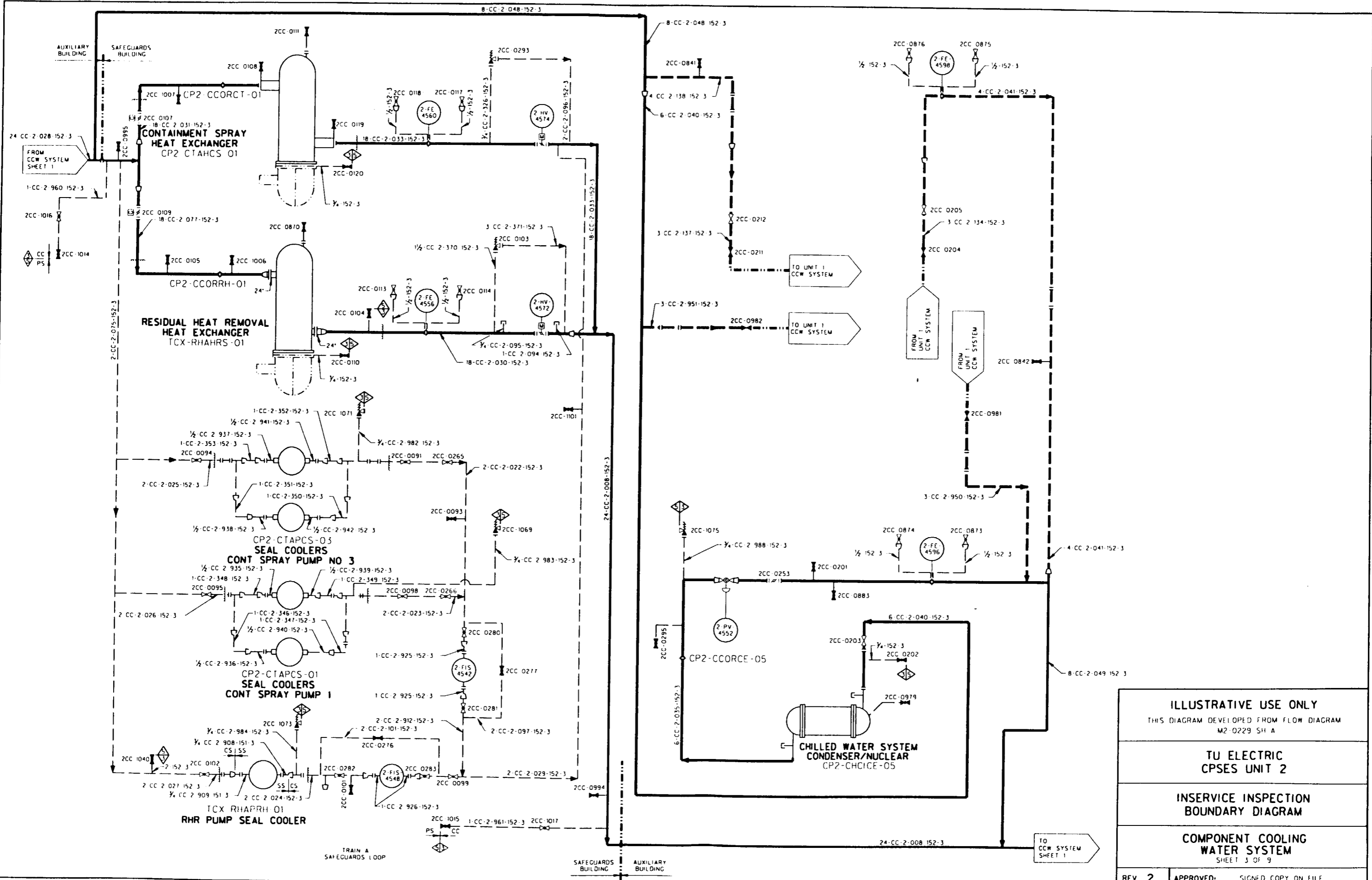
ILLUSTRATIVE USE ONLY
THIS DIAGRAM DEVELOPED FROM FLOW DIAGRAM
M2 0229 AND M1 0229 SH B

**TU ELECTRIC
CPSES UNIT 2**

**INSERVICE INSPECTION
BOUNDARY DIAGRAM**

**COMPONENT COOLING
WATER SYSTEM**
SHEET 2 OF 9

REV 3	APPROVED: _____ SIGNED COPY ON FILE
-------	--



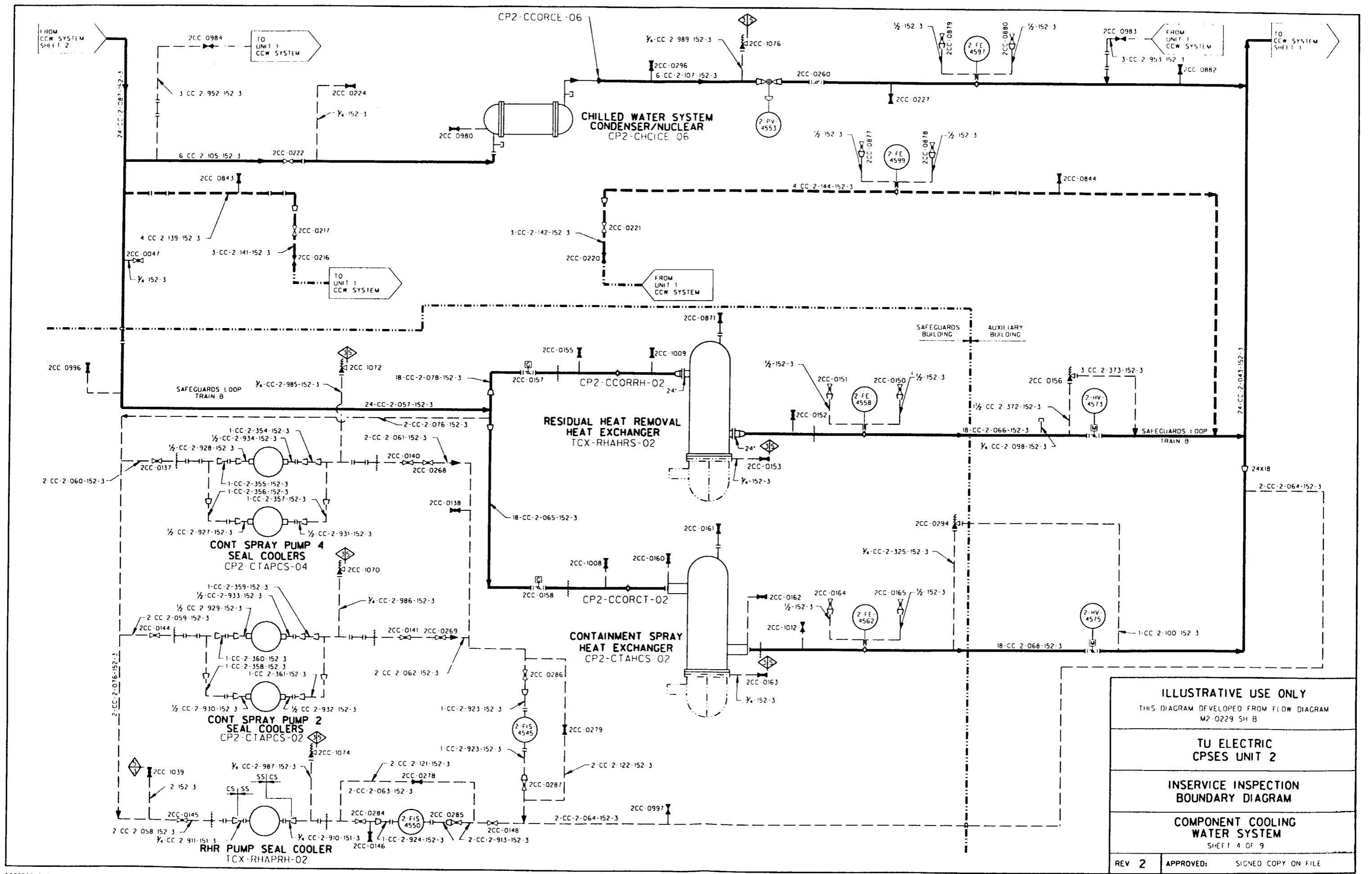
ILLUSTRATIVE USE ONLY
THIS DIAGRAM DEVELOPED FROM FLOW DIAGRAM
M2-0229 SH A

TU ELECTRIC
CPSES UNIT 2

INSERVICE INSPECTION
BOUNDARY DIAGRAM

COMPONENT COOLING
WATER SYSTEM
SHEET 3 OF 9

REV 2 APPROVED: SIGNED COPY ON FILE



ILLUSTRATIVE USE ONLY
 THIS DIAGRAM DEVELOPED FROM FLOW DIAGRAM
 M2 0229 SH B

**TU ELECTRIC
 CPSES UNIT 2**

**INSERVICE INSPECTION
 BOUNDARY DIAGRAM**

**COMPONENT COOLING
 WATER SYSTEM**
 SHEET 4 OF 9

REV 2 APPROVED: SIGNED COPY ON FILE

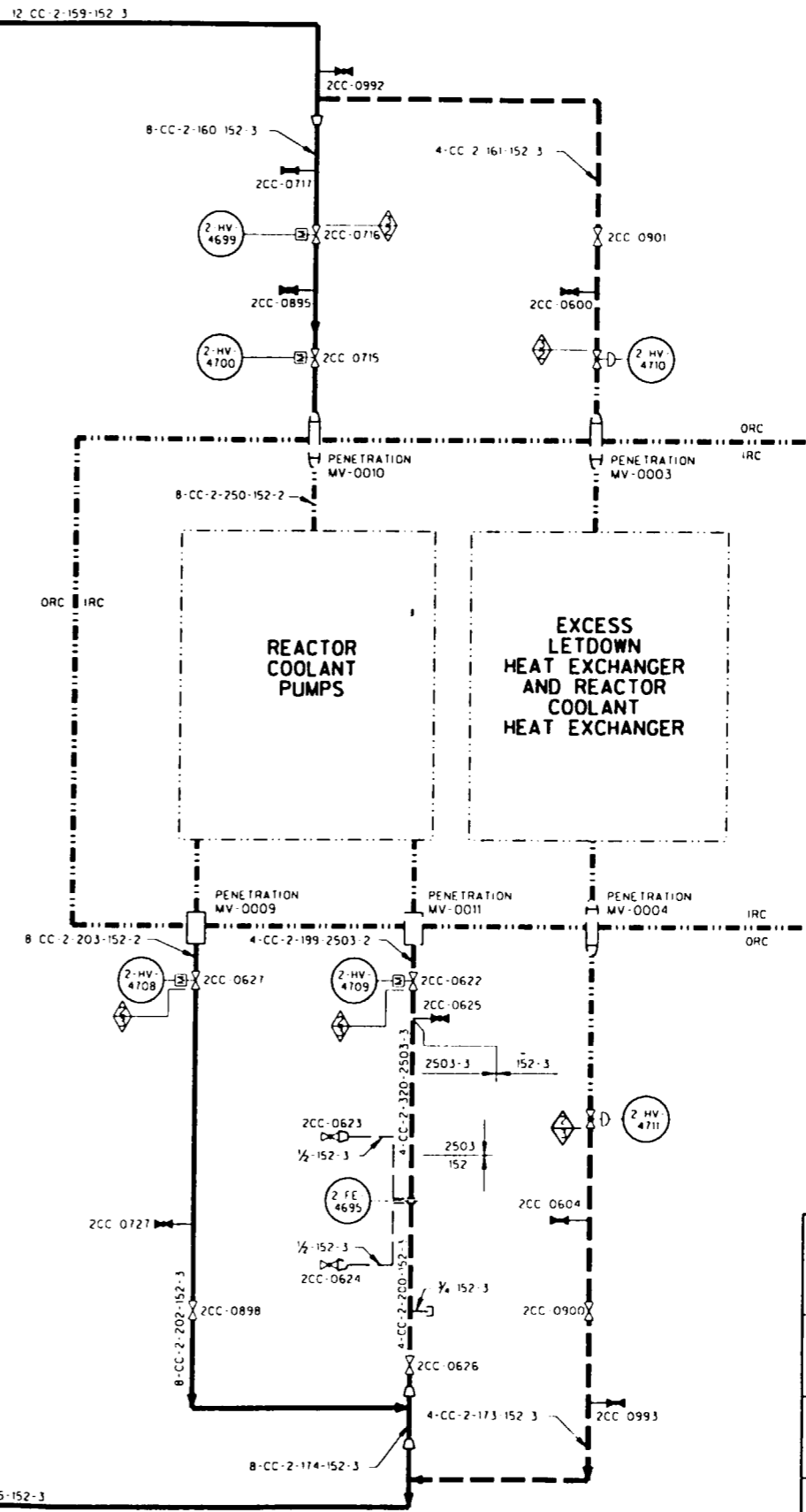
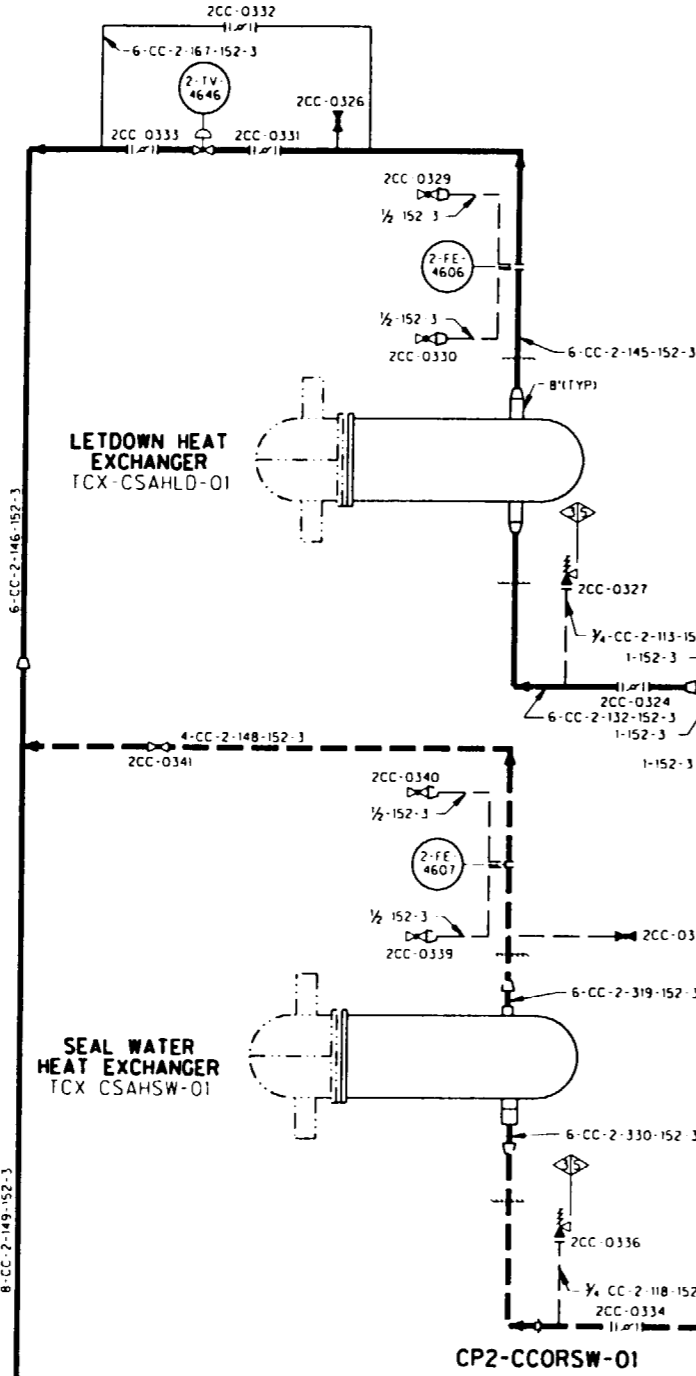
12 CC 2 159 152 3
AUXILIARY BLOC SAFEGUARD BLOC UNIT 2

FROM CCM SYSTEM SHEET 5

12 CC 2 155 152 3

TO CCM SYSTEM SHEET 5

AUXILIARY BLOC SAFEGUARD BLOC UNIT 2



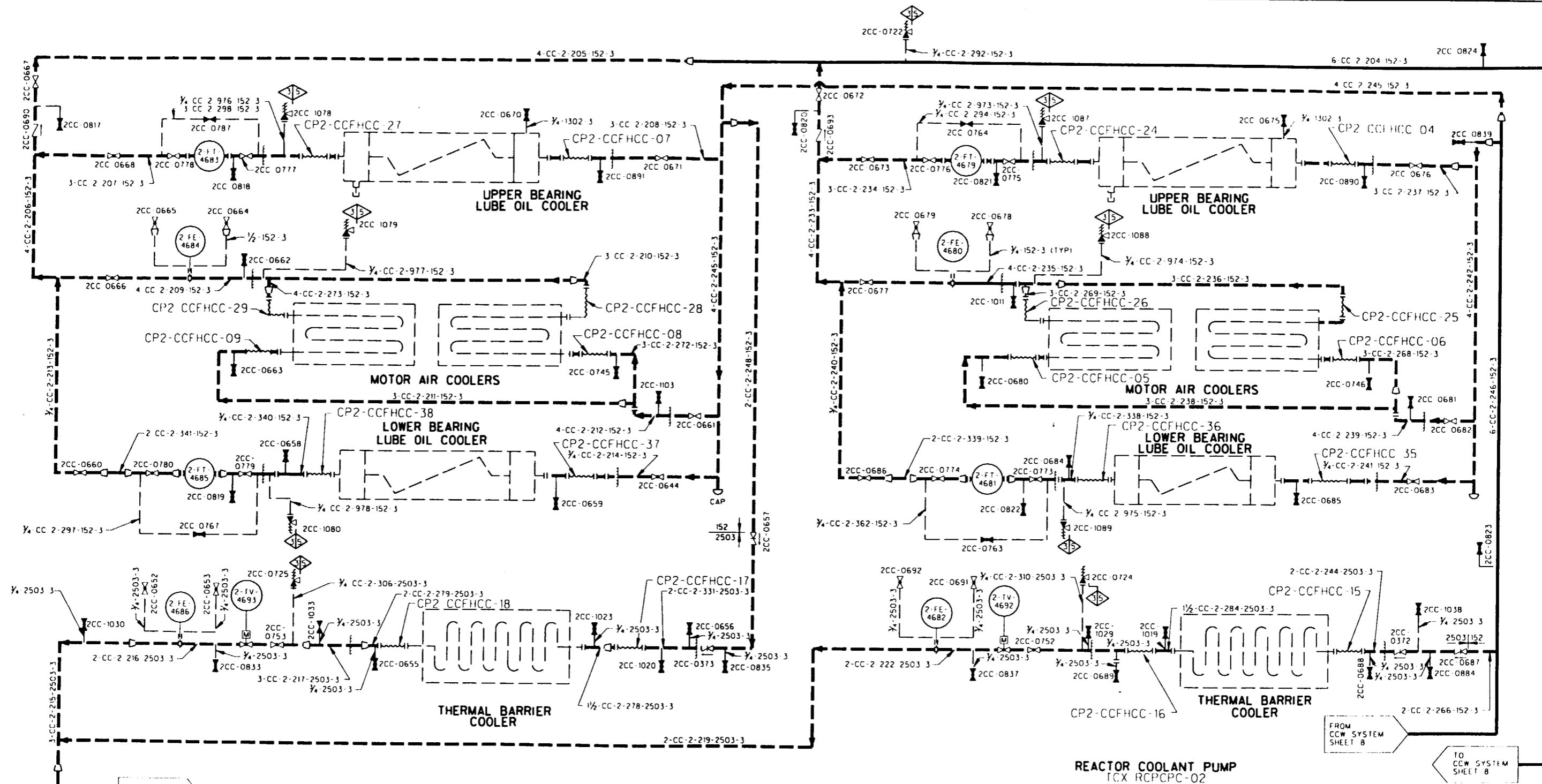
ILLUSTRATIVE USE ONLY
THIS DIAGRAM DEVELOPED FROM FLOW DIAGRAM
M2 0230 SH A

TU ELECTRIC
CPSES UNIT 2

INSERVICE INSPECTION
BOUNDARY DIAGRAM

COMPONENT COOLING
WATER SYSTEM
SHEET 6 OF 9

REV 2 APPROVED: SIGNED COPY ON FILE



REACTOR COOLANT PUMP
TCX RCPC-02

REACTOR COOLANT PUMP
TCX RCPC-02

FROM
CCW SYSTEM
SHEET 8

TO
CCW SYSTEM
SHEET 8

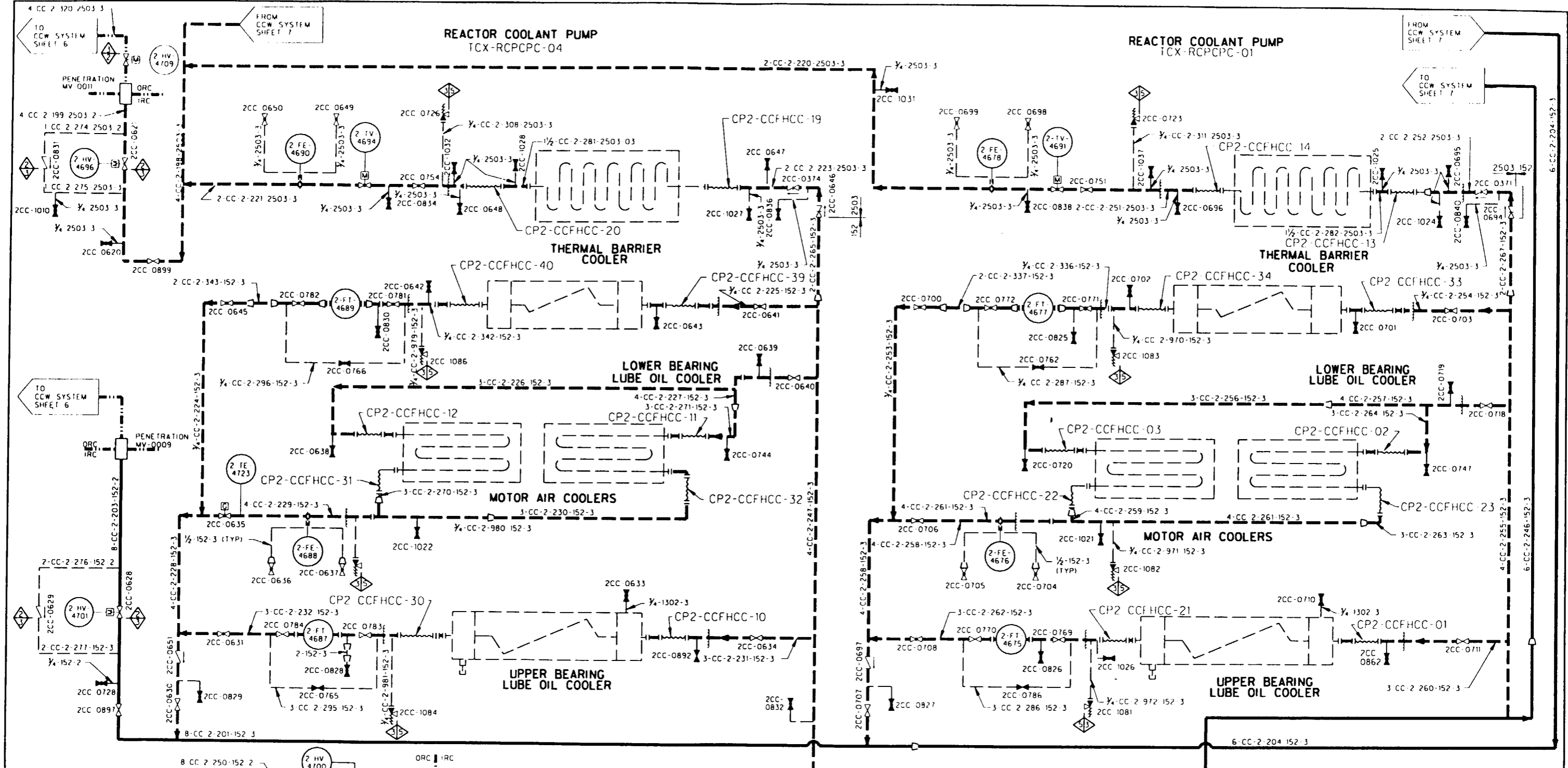
ILLUSTRATIVE USE ONLY
THIS DIAGRAM DEVELOPED FROM FLOW DIAGRAM
M2 0731

TU ELECTRIC
CPSES UNIT 2

INSERVICE INSPECTION
BOUNDARY DIAGRAM

COMPONENT COOLING
WATER SYSTEM
SHEET 7 OF 9

REV 2 APPROVED: SIGNED COPY ON FILE



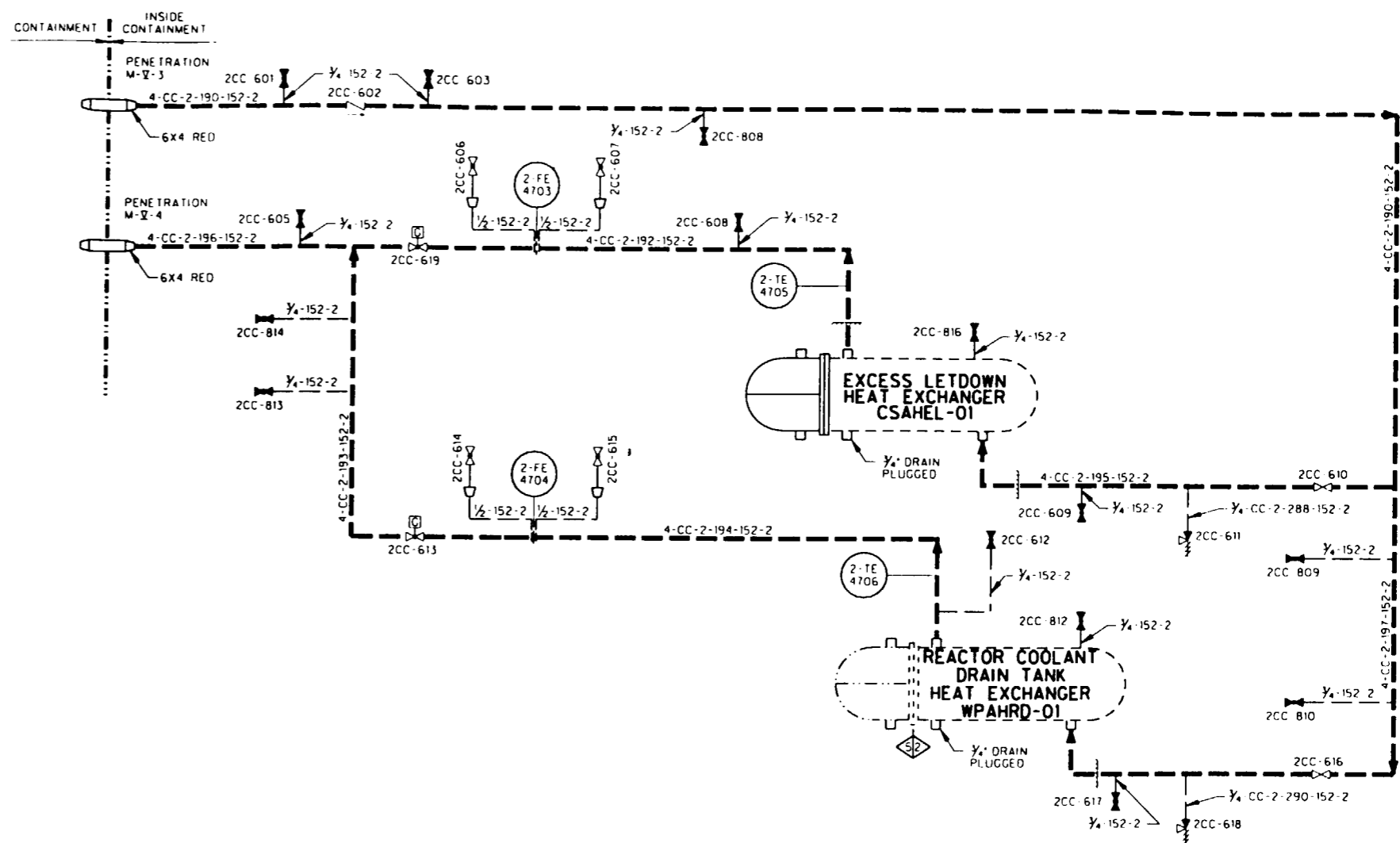
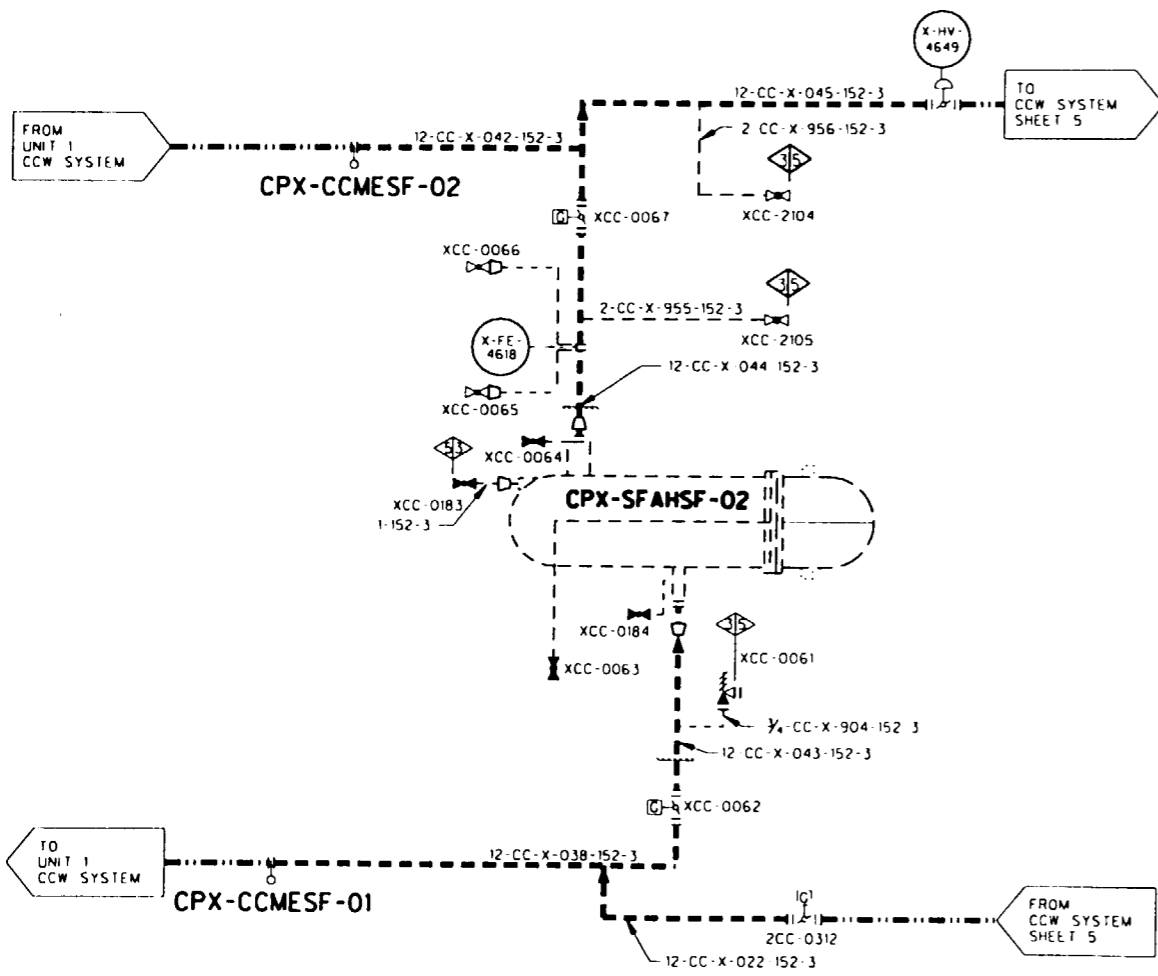
ILLUSTRATIVE USE ONLY
 THIS DIAGRAM DEVELOPED FROM FLOW DIAGRAM
 M2 0231

**TU ELECTRIC
 CPSES UNIT 2**

**INSERVICE INSPECTION
 BOUNDARY DIAGRAM**

**COMPONENT COOLING
 WATER SYSTEM**
 SHEET 8 OF 9

REV 2	APPROVED: _____ SIGNED COPY ON FILE
--------------	--



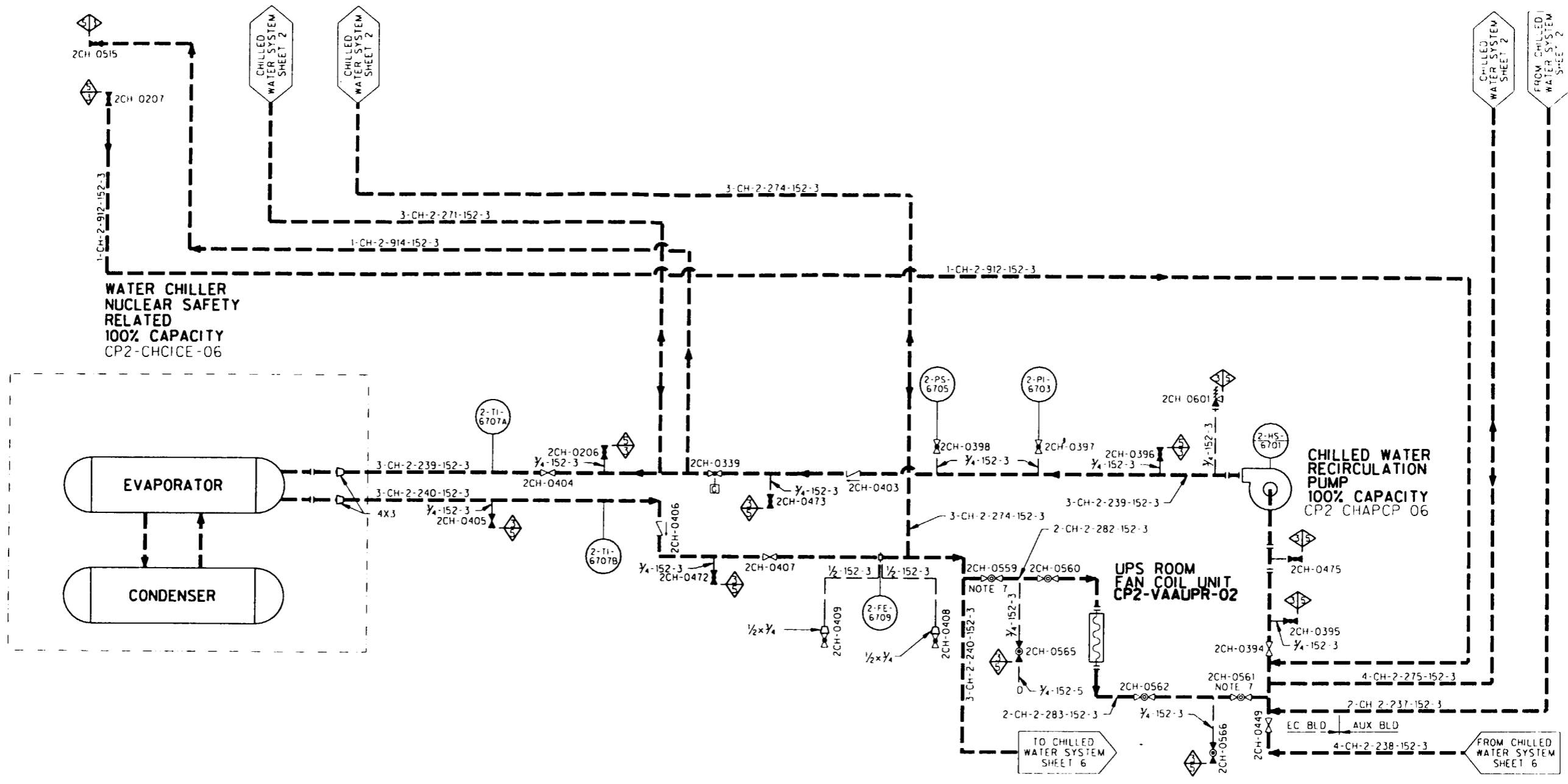
ILLUSTRATIVE USE ONLY
 THIS DIAGRAM DEVELOPED FROM FLOW DIAGRAM
 M1-0230 AND M2-0231

TU ELECTRIC
 CPSES UNIT 2

INSERVICE INSPECTION
 BOUNDARY DIAGRAM

COMPONENT COOLING
 WATER SYSTEM
 SHEET 9 OF 9

REV 4 APPROVED: SIGNED COPY ON FILE



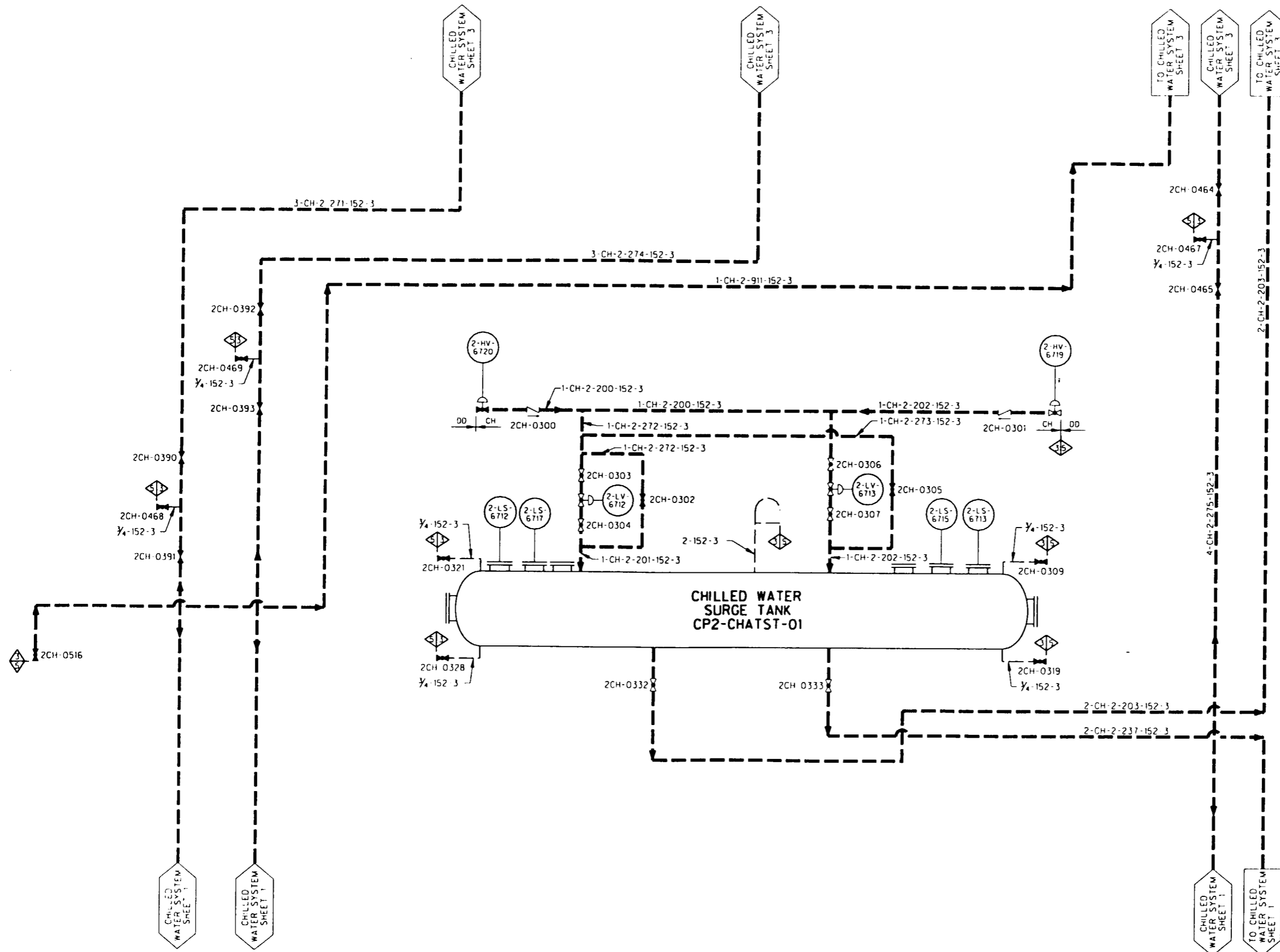
ILLUSTRATIVE USE ONLY
 THIS DIAGRAM DEVELOPED FROM FLOW DIAGRAM
 M2 0311

TU ELECTRIC
 CPSES UNIT 2

INSERVICE INSPECTION
 BOUNDARY DIAGRAM

CHILLED WATER SYSTEM
 SHEET 1 OF 7

REV 1 APPROVED: SIGNED COPY ON FILE



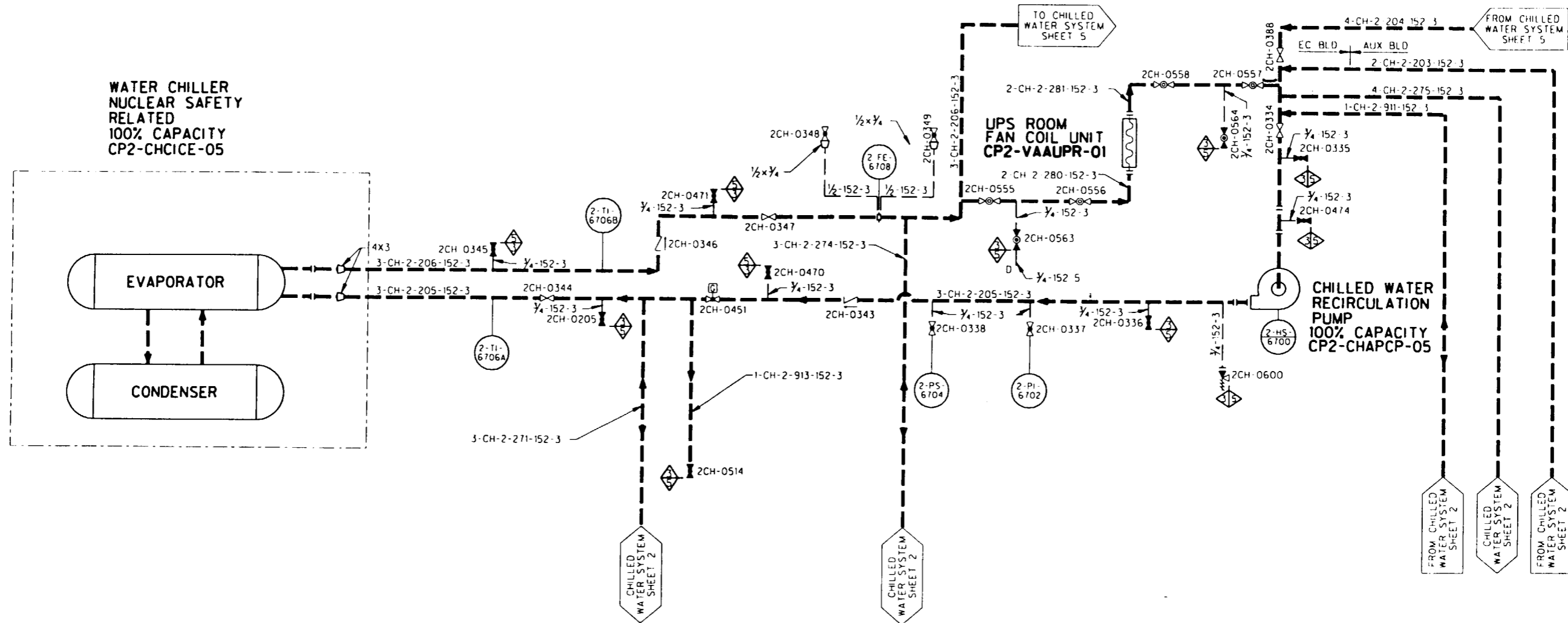
ILLUSTRATIVE USE ONLY
 THIS DIAGRAM DEVELOPED FROM FLOW DIAGRAM
 M2-0311

TU ELECTRIC
 CPSES UNIT 2

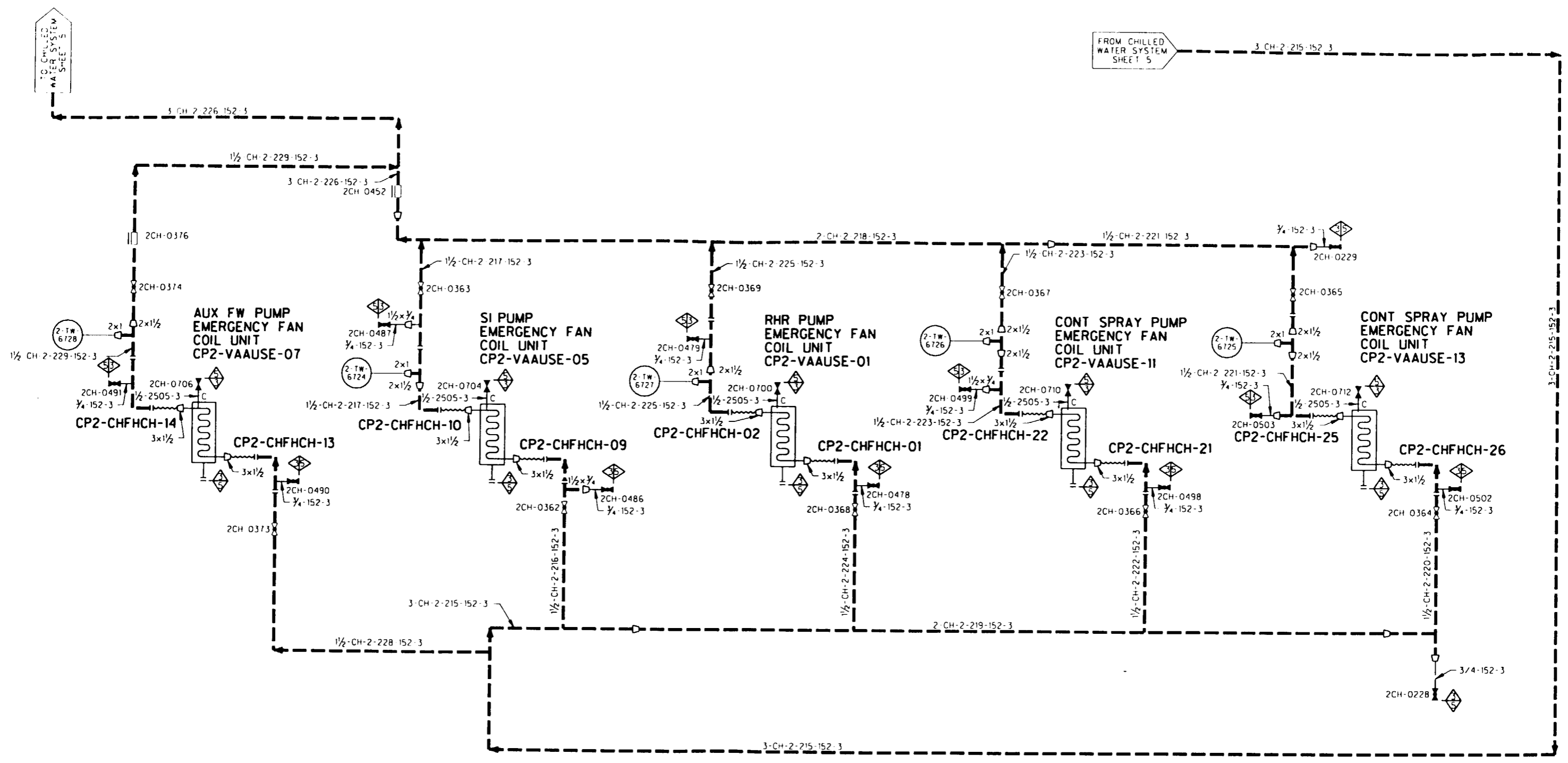
INSERVICE INSPECTION
 BOUNDARY DIAGRAM

CHILLED WATER SYSTEM
 SHEET 2 OF 7

REV 1 APPROVED: SIGNED COPY ON FILE



ILLUSTRATIVE USE ONLY	
THIS DIAGRAM DEVELOPED FROM FLOW DIAGRAM M2-0311	
TU ELECTRIC CPSES UNIT 2	
INSERVICE INSPECTION BOUNDARY DIAGRAM	
CHILLED WATER SYSTEM SHEET 3 OF 7	
REV 1	APPROVED: SIGNED COPY ON FILE



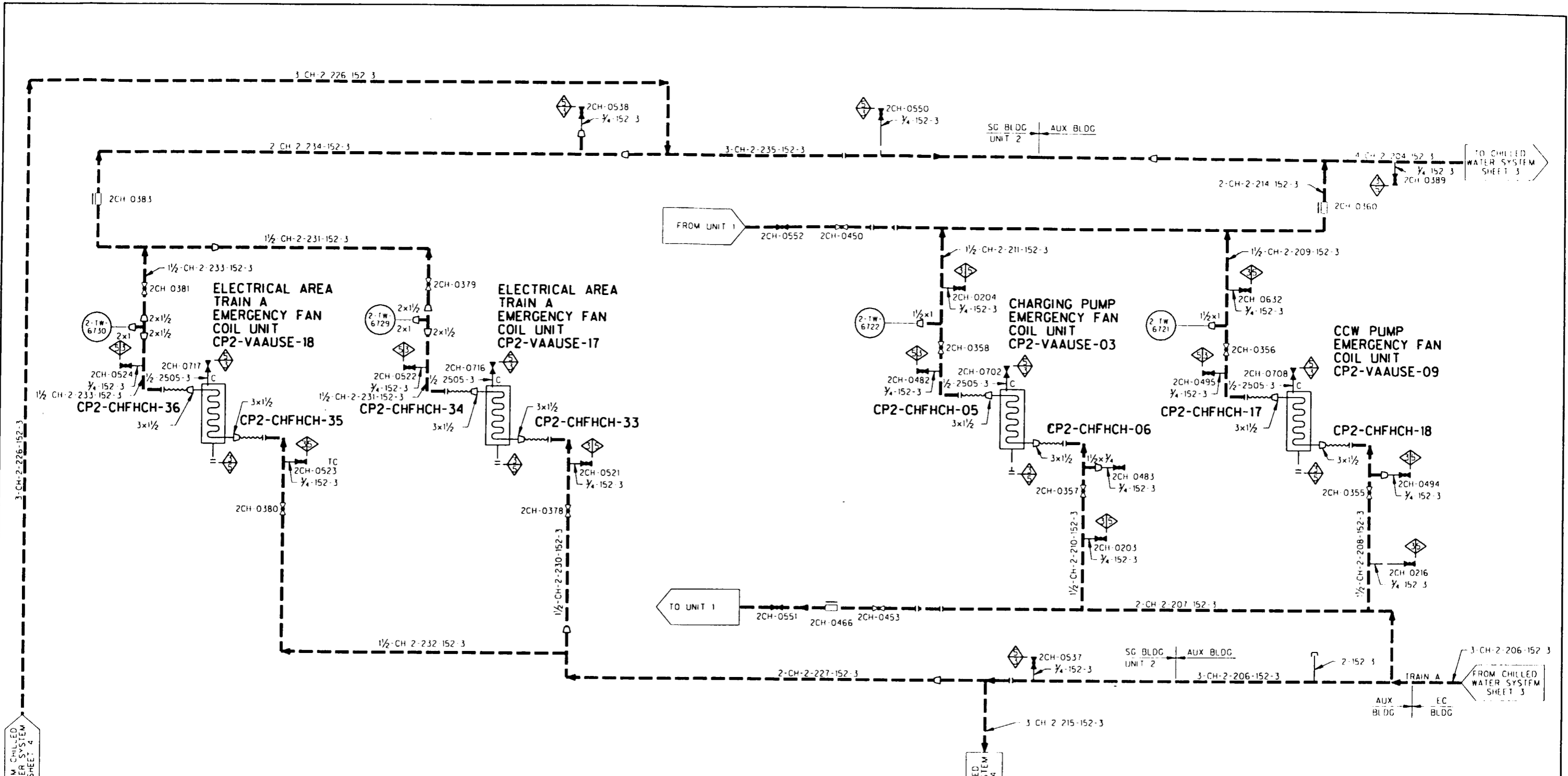
ILLUSTRATIVE USE ONLY
 THIS DIAGRAM DEVELOPED FROM FLOW DIAGRAM
 M2-0311 SH A

**TU ELECTRIC
 CPSES UNIT 2**

**INSERVICE INSPECTION
 BOUNDARY DIAGRAM**

**CHILLED WATER SYSTEM
 SHEET 4 OF 7**

REV 1	APPROVED: _____ SIGNED COPY ON FILE
-------	--



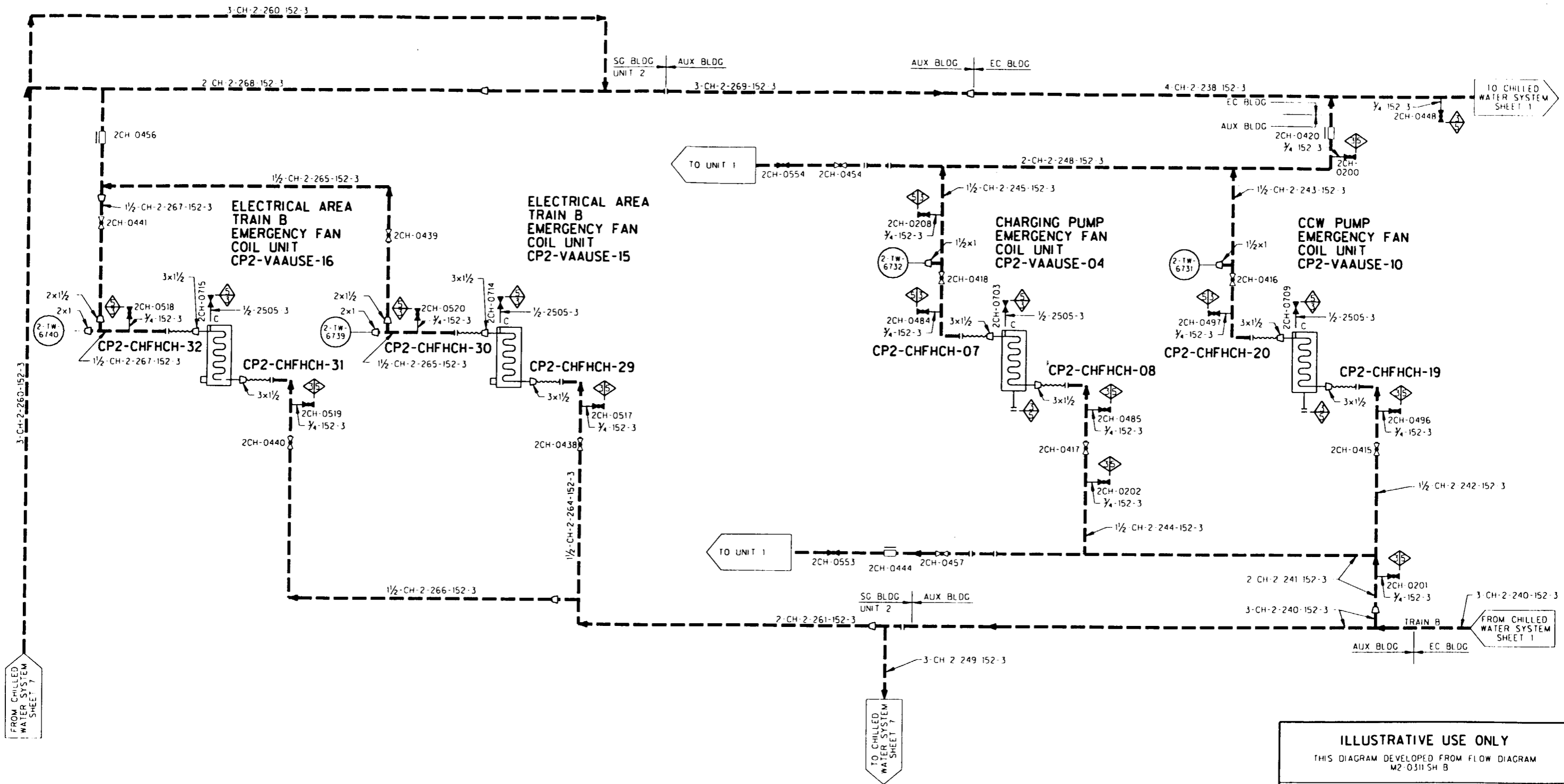
ILLUSTRATIVE USE ONLY
 THIS DIAGRAM DEVELOPED FROM FLOW DIAGRAM
 M2 0311 SH A

TU ELECTRIC
 CPSES UNIT 2

INSERVICE INSPECTION
 BOUNDARY DIAGRAM

CHILLED WATER SYSTEM
 SHEET 5 OF 7

REV 1 APPROVED: SIGNED COPY ON FILE



FROM CHILLED WATER SYSTEM SHEET 7

TO CHILLED WATER SYSTEM SHEET 7

TO CHILLED WATER SYSTEM SHEET 1

FROM CHILLED WATER SYSTEM SHEET 1

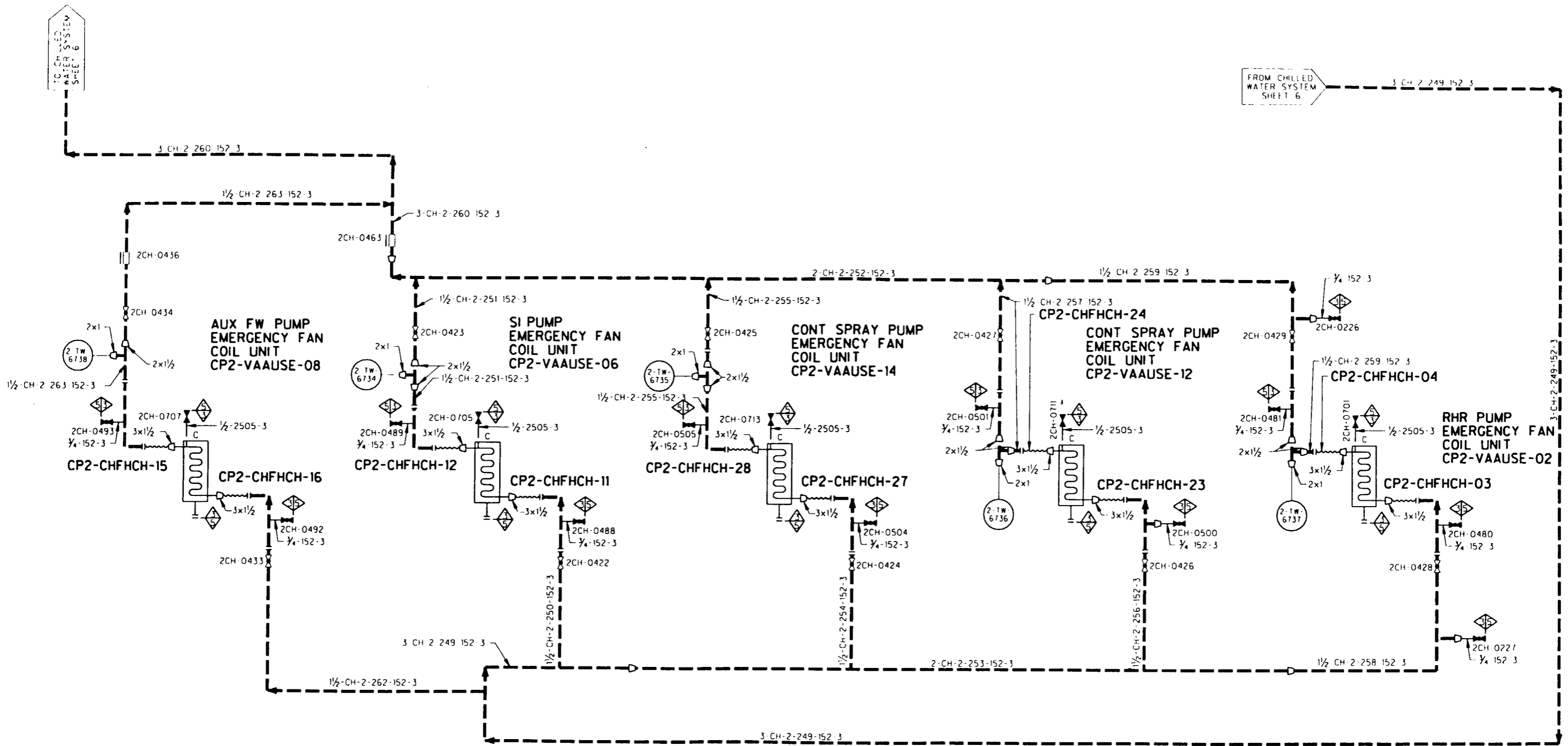
ILLUSTRATIVE USE ONLY
 THIS DIAGRAM DEVELOPED FROM FLOW DIAGRAM
 M2-0311 5H B

**TU ELECTRIC
 CPSES UNIT 2**

**INSERVICE INSPECTION
 BOUNDARY DIAGRAM**

**CHILLED WATER SYSTEM
 SHEET 6 OF 7**

REV 1 APPROVED: SIGNED COPY ON FILE



FROM CHILLED WATER SYSTEM SHEET 6

ILLUSTRATIVE USE ONLY

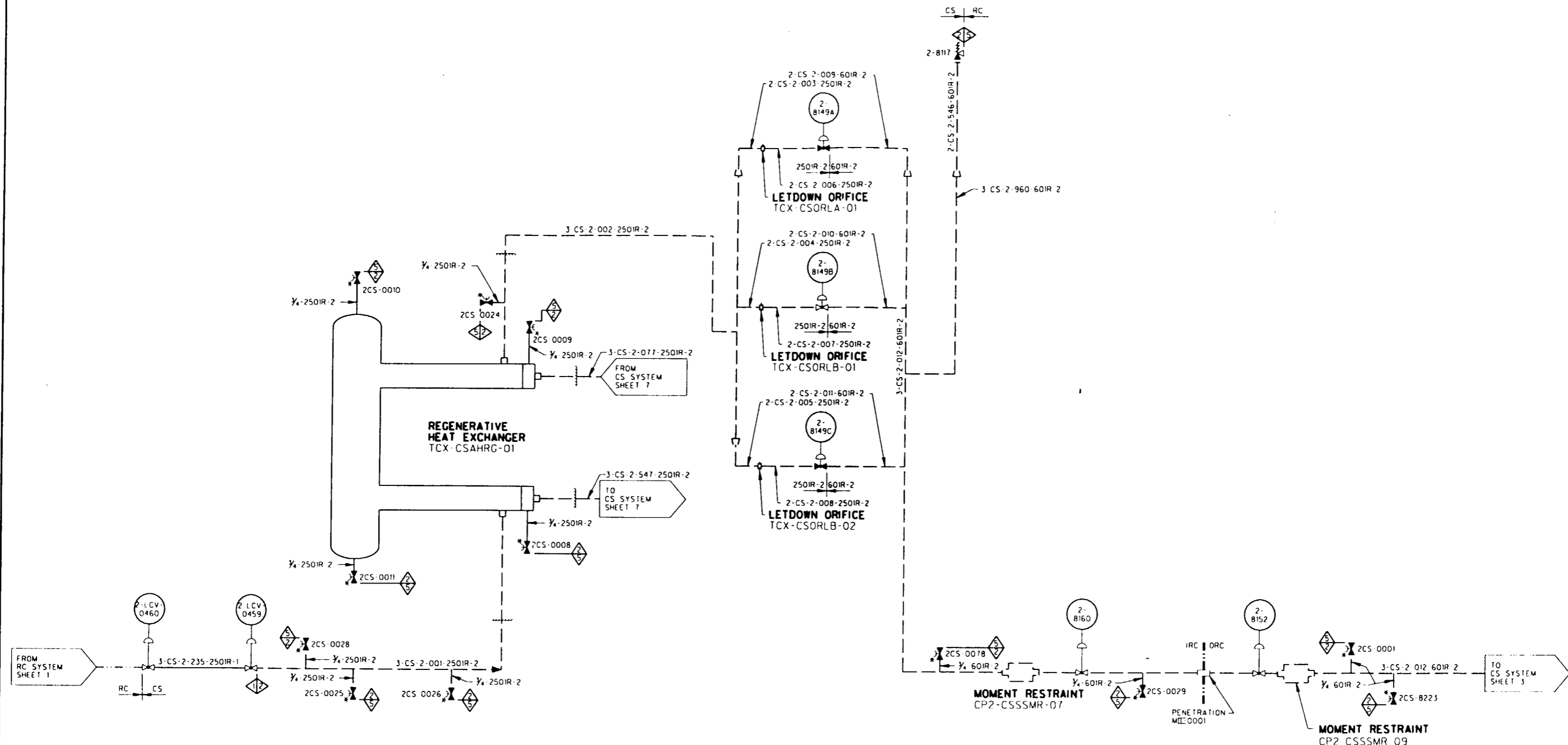
THIS DIAGRAM DEVELOPED FROM FLOW DIAGRAM M2-0311 SH B

TU ELECTRIC CPSES UNIT 2

INSERVICE INSPECTION BOUNDARY DIAGRAM

CHILLED WATER SYSTEM SHEET 7 OF 7

REV 1 APPROVED: SIGNED COPY ON FILE



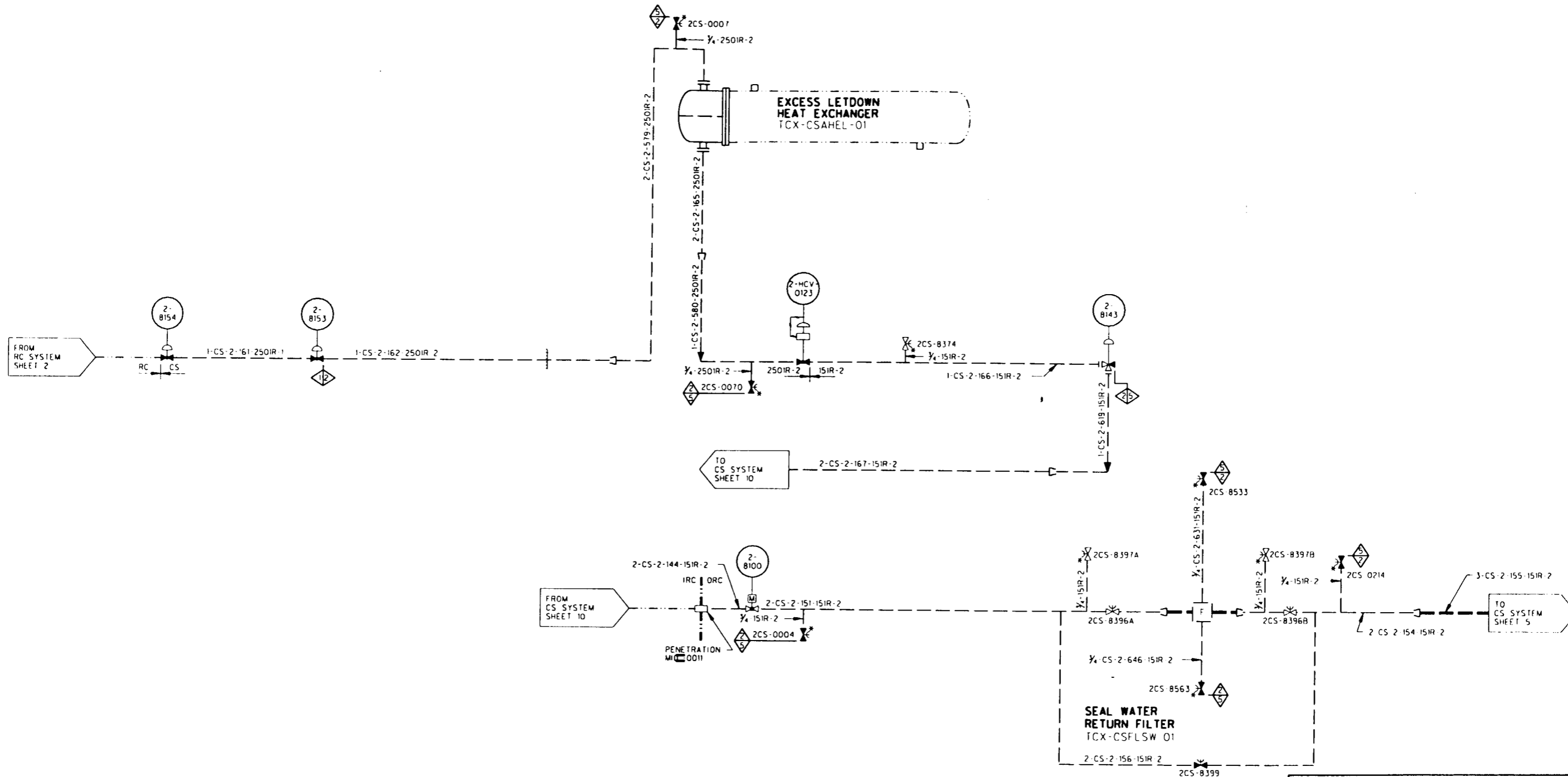
ILLUSTRATIVE USE ONLY
 THIS DIAGRAM DEVELOPED FROM FLOW DIAGRAM
 M2 0253

TU ELECTRIC
 CPSES UNIT 2

INSERVICE INSPECTION
 BOUNDARY DIAGRAM

CHEMICAL AND VOLUME
 CONTROL SYSTEM
 SHEET 1 OF 13

REV 2	APPROVED: SIGNED COPY ON FILE
-------	-------------------------------



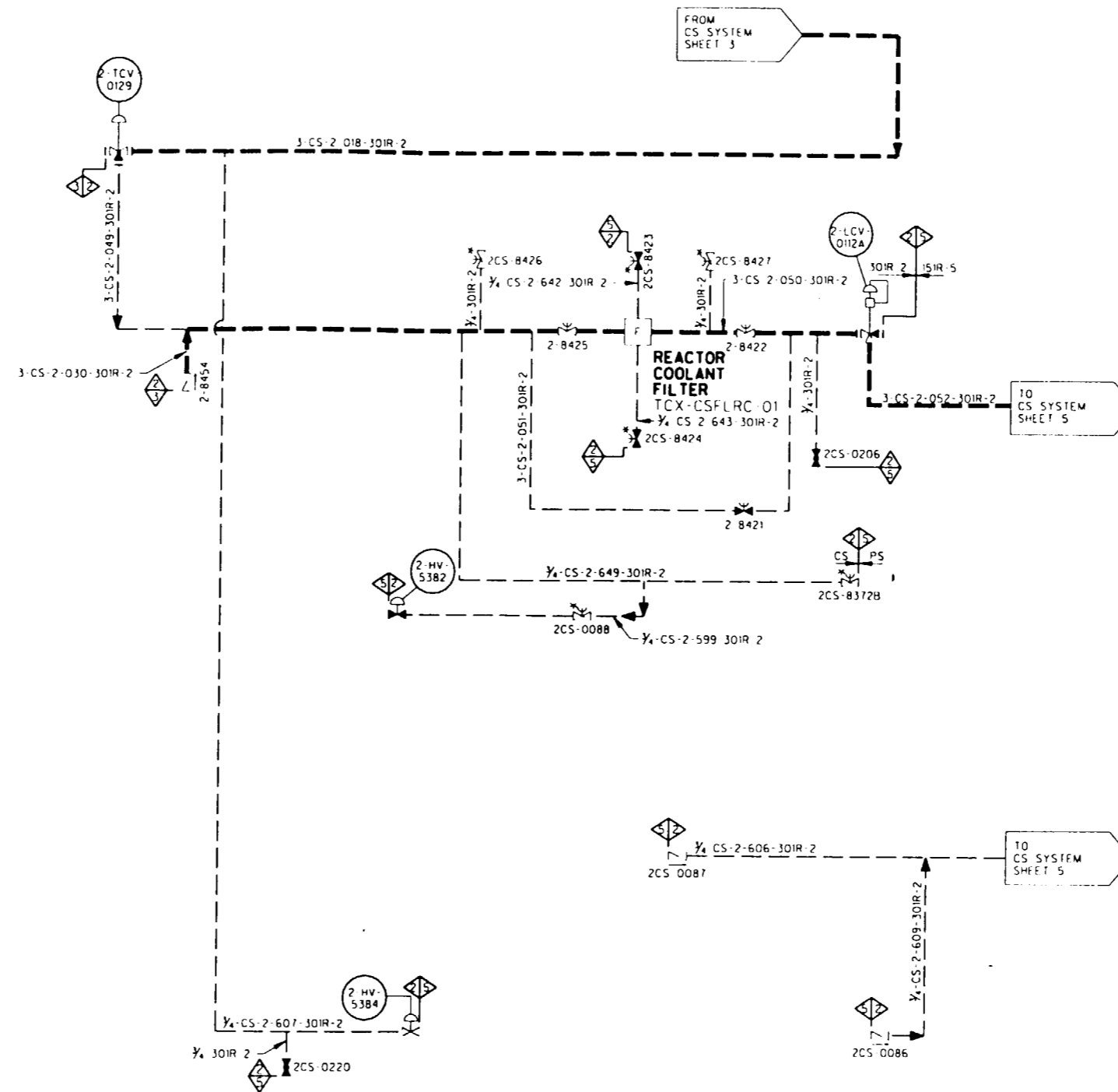
ILLUSTRATIVE USE ONLY
THIS DIAGRAM DEVELOPED FROM FLOW DIAGRAM
M2 0253

TU ELECTRIC
CPSES UNIT 2

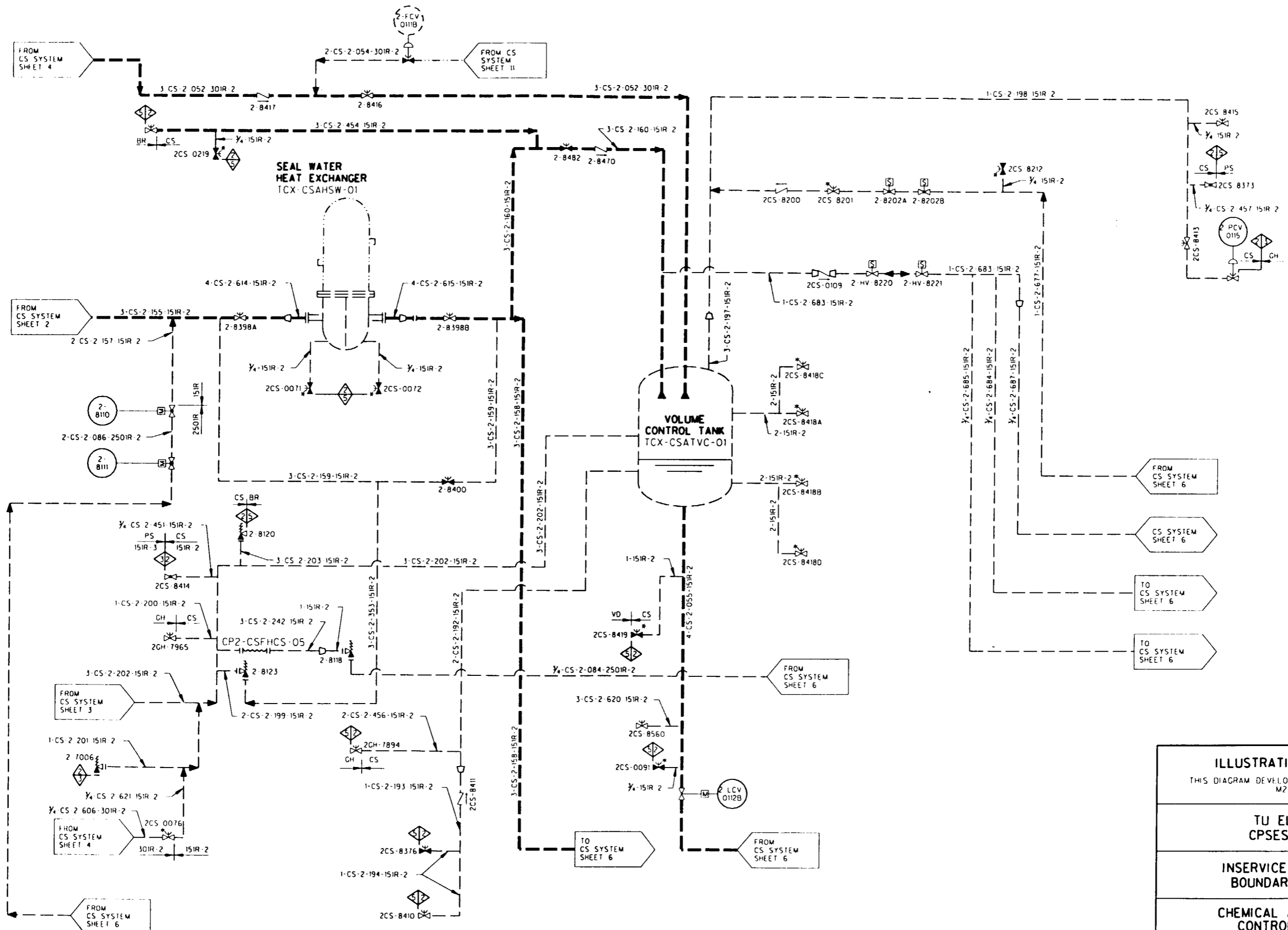
INSERVICE INSPECTION
BOUNDARY DIAGRAM

CHEMICAL AND VOLUME
CONTROL SYSTEM
SHEET 2 OF 13

REV 2 APPROVED: SIGNFD COPY ON FILE



ILLUSTRATIVE USE ONLY THIS DIAGRAM DEVELOPED FROM FLOW DIAGRAM M2 0253 SH A	
TU ELECTRIC CPSES UNIT 2	
INSERVICE INSPECTION BOUNDARY DIAGRAM	
CHEMICAL AND VOLUME CONTROL SYSTEM SHEET 4 OF 13	
REV 2	APPROVED: SIGNED COPY ON FILE



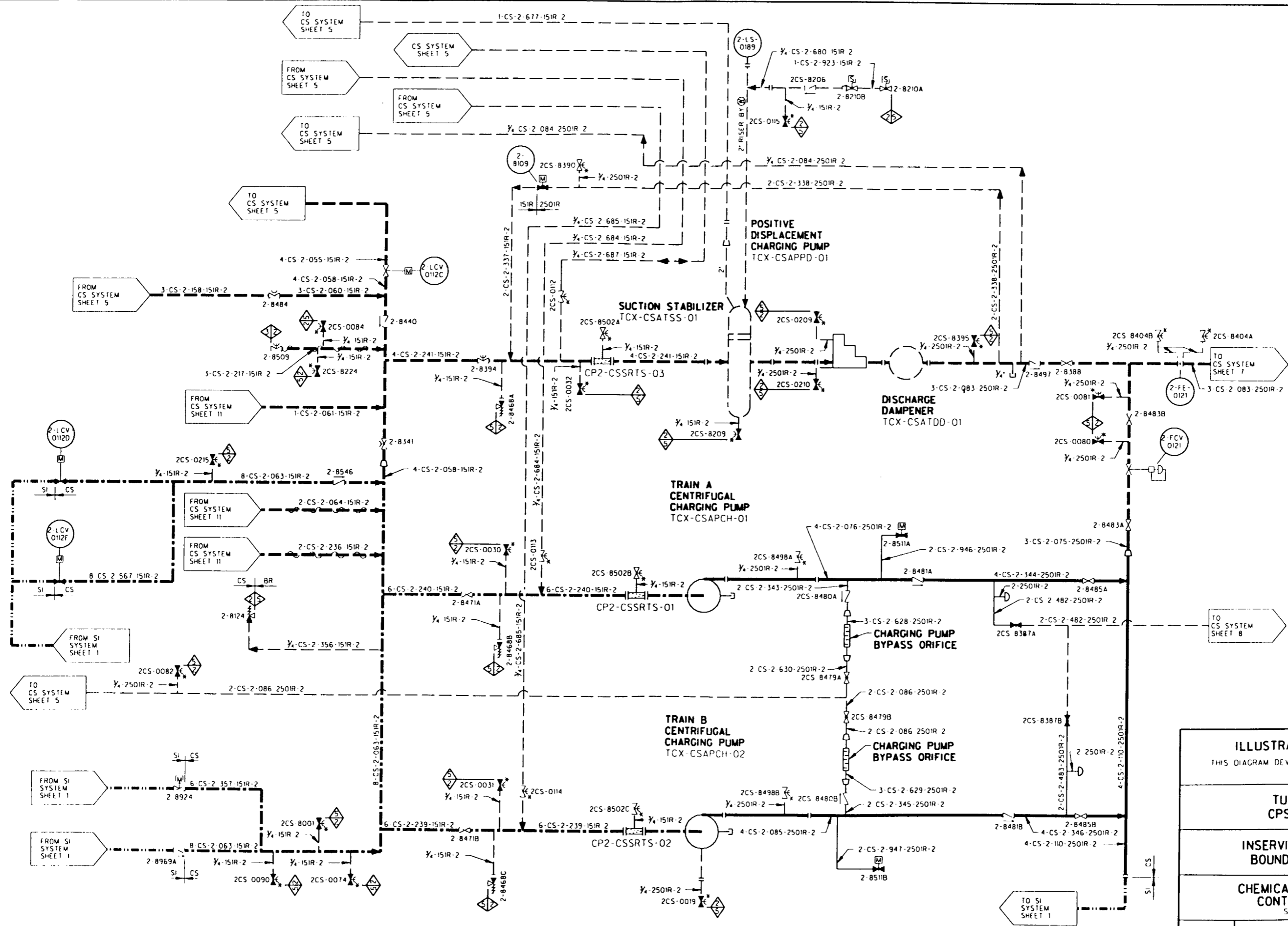
ILLUSTRATIVE USE ONLY
 THIS DIAGRAM DEVELOPED FROM FLOW DIAGRAM
 M2-0254

**TU ELECTRIC
 CPSES UNIT 2**

**INSERVICE INSPECTION
 BOUNDARY DIAGRAM**

**CHEMICAL AND VOLUME
 CONTROL SYSTEM**
 SHEET 5 OF 13

REV 2 APPROVED: SIGNED COPY ON FILE



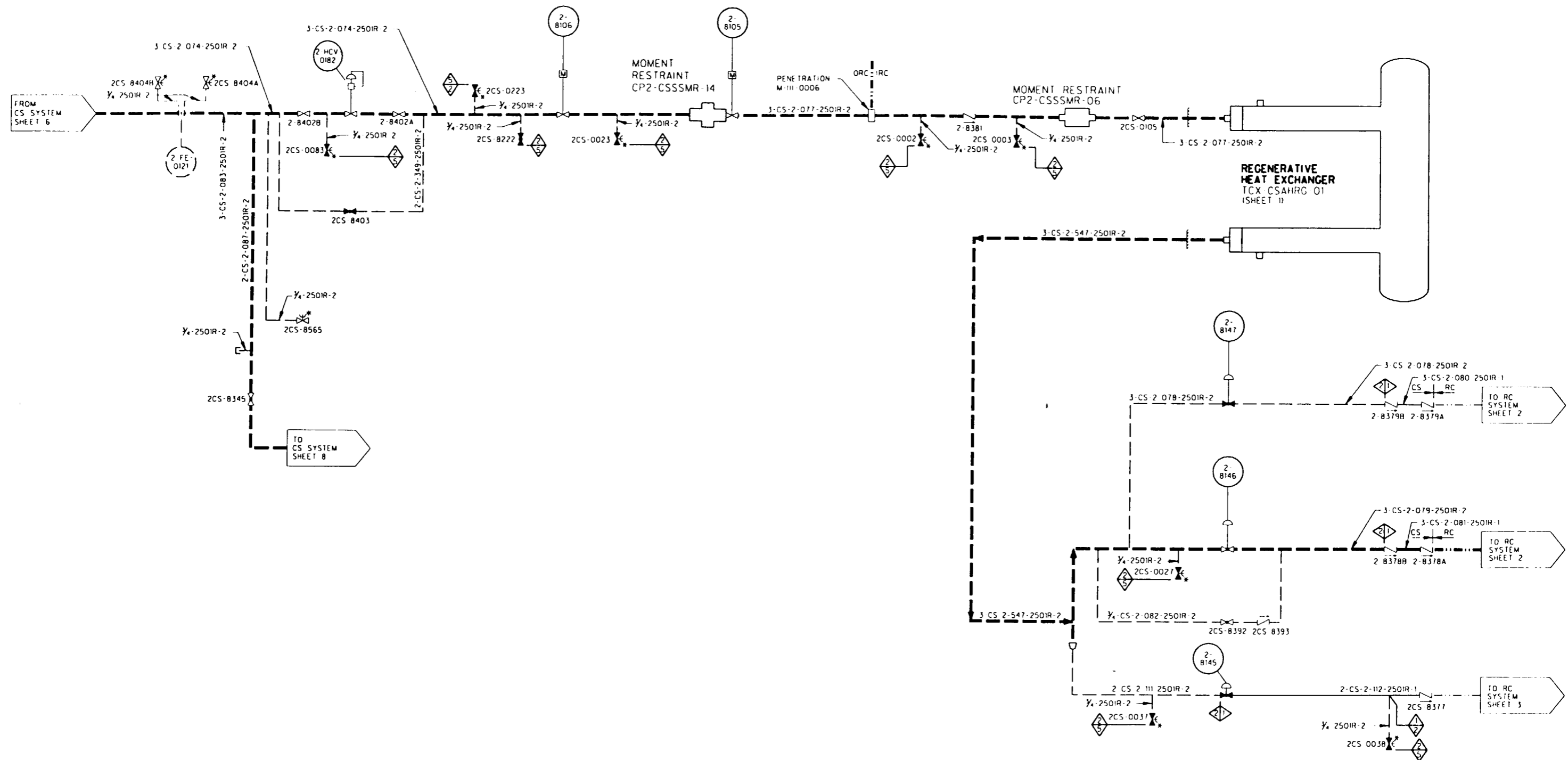
ILLUSTRATIVE USE ONLY
 THIS DIAGRAM DEVELOPED FROM FLOW DIAGRAM
 M2 0254

**TU ELECTRIC
 CPSES UNIT 2**

**INSERVICE INSPECTION
 BOUNDARY DIAGRAM**

**CHEMICAL AND VOLUME
 CONTROL SYSTEM**
 SHEET 6 OF 13

REV 2 APPROVED: SIGNED COPY ON FILE



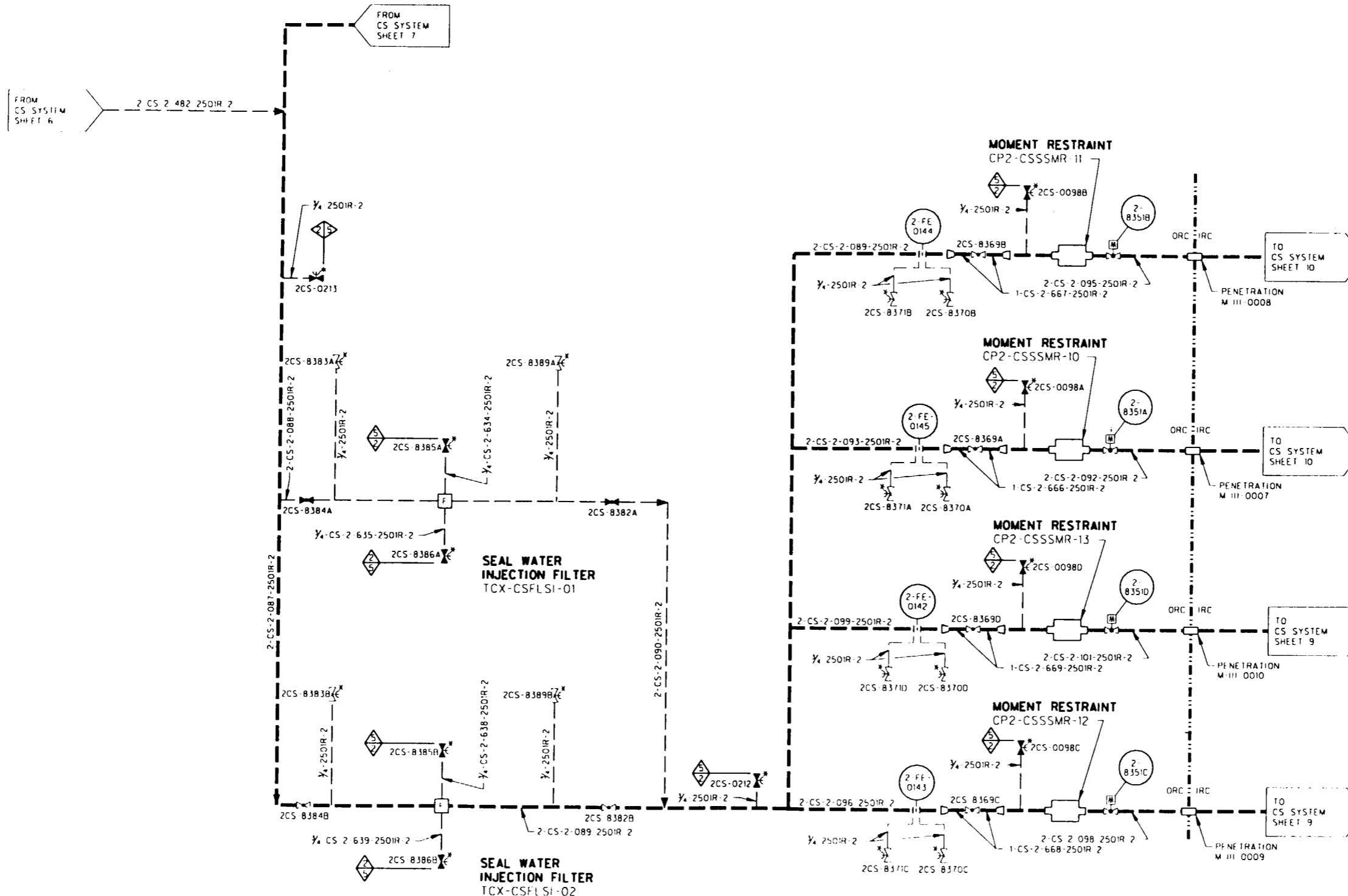
ILLUSTRATIVE USE ONLY
 THIS DIAGRAM DEVELOPED FROM FLOW DIAGRAM
 M2 0255

**TU ELECTRIC
 CPSES UNIT 2**

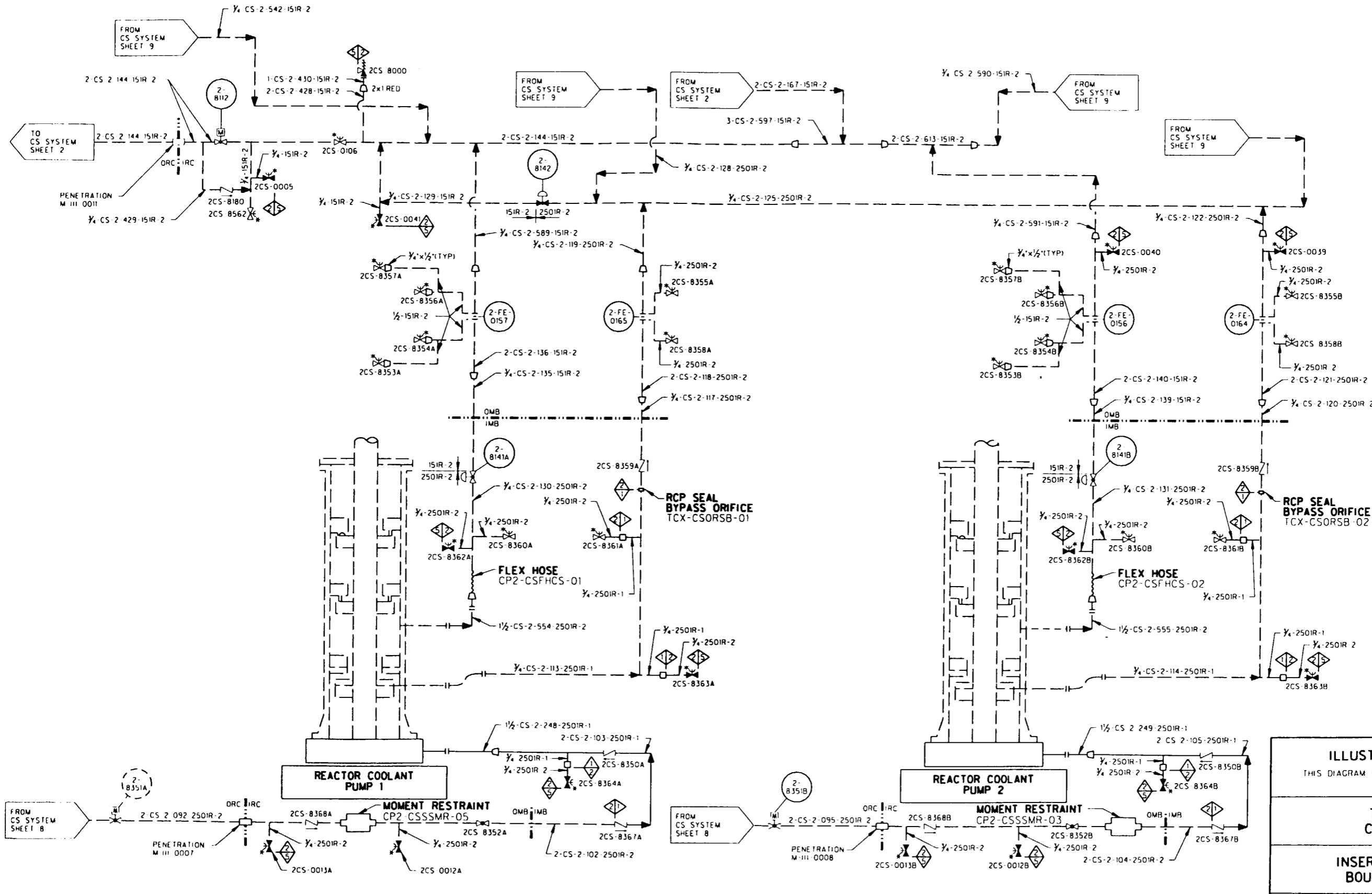
**INSERVICE INSPECTION
 BOUNDARY DIAGRAM**

**CHEMICAL AND VOLUME
 CONTROL SYSTEM**
 SHEET 7 OF 15

REV 2 APPROVED: SIGNED COPY ON FILE



ILLUSTRATIVE USE ONLY	
THIS DIAGRAM DEVELOPED FROM FLOW DIAGRAM M2 0255	
TU ELECTRIC CPSES UNIT 2	
INSERVICE INSPECTION BOUNDARY DIAGRAM	
CHEMICAL AND VOLUME CONTROL SYSTEM SHEET 8 OF 15	
REV 2	APPROVED: SIGNED COPY ON FILE



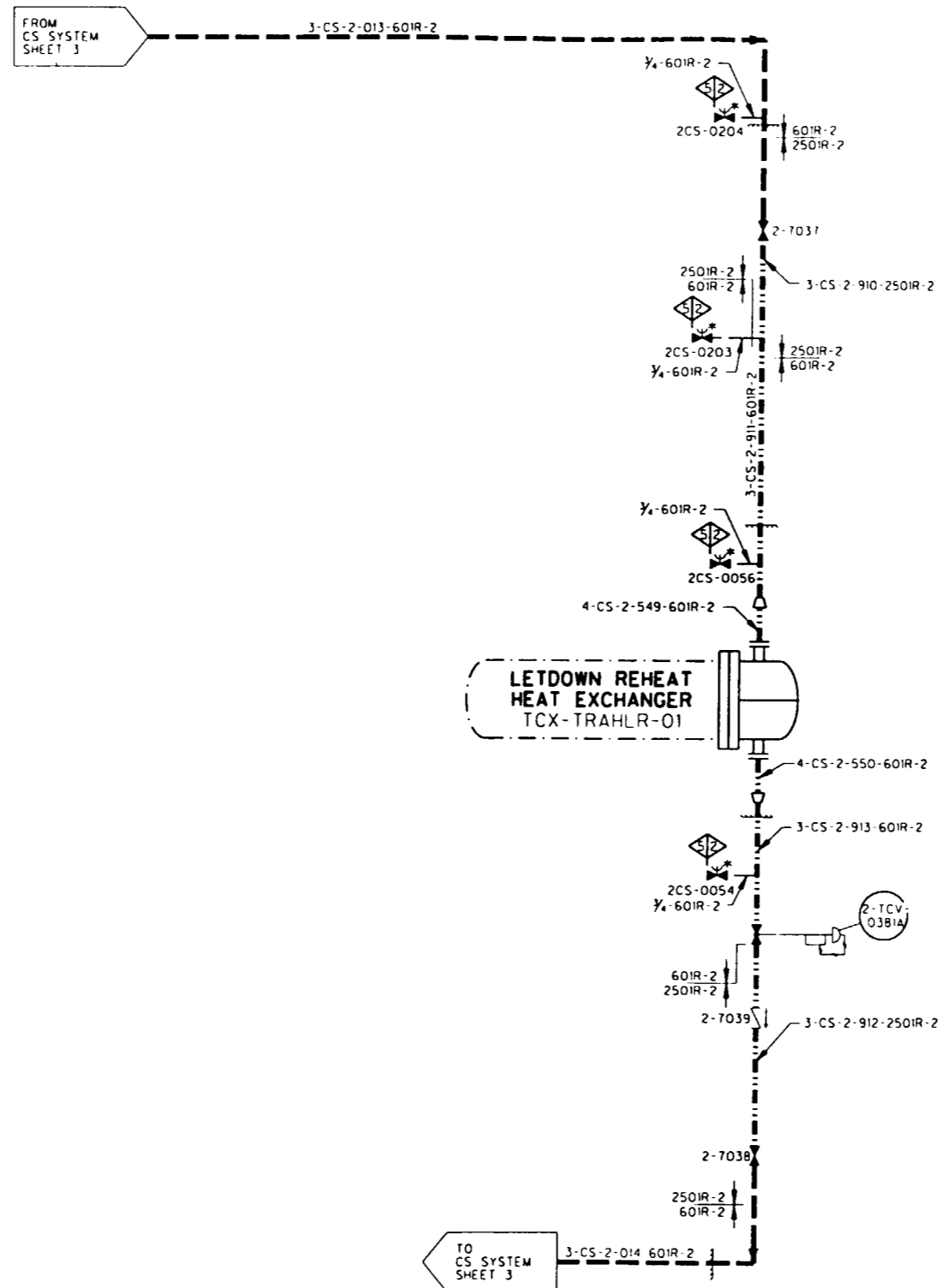
ILLUSTRATIVE USE ONLY
 THIS DIAGRAM DEVELOPED FROM FLOW DIAGRAM
 M2-0255 SH 01

**TU ELECTRIC
 CPSES UNIT 2**

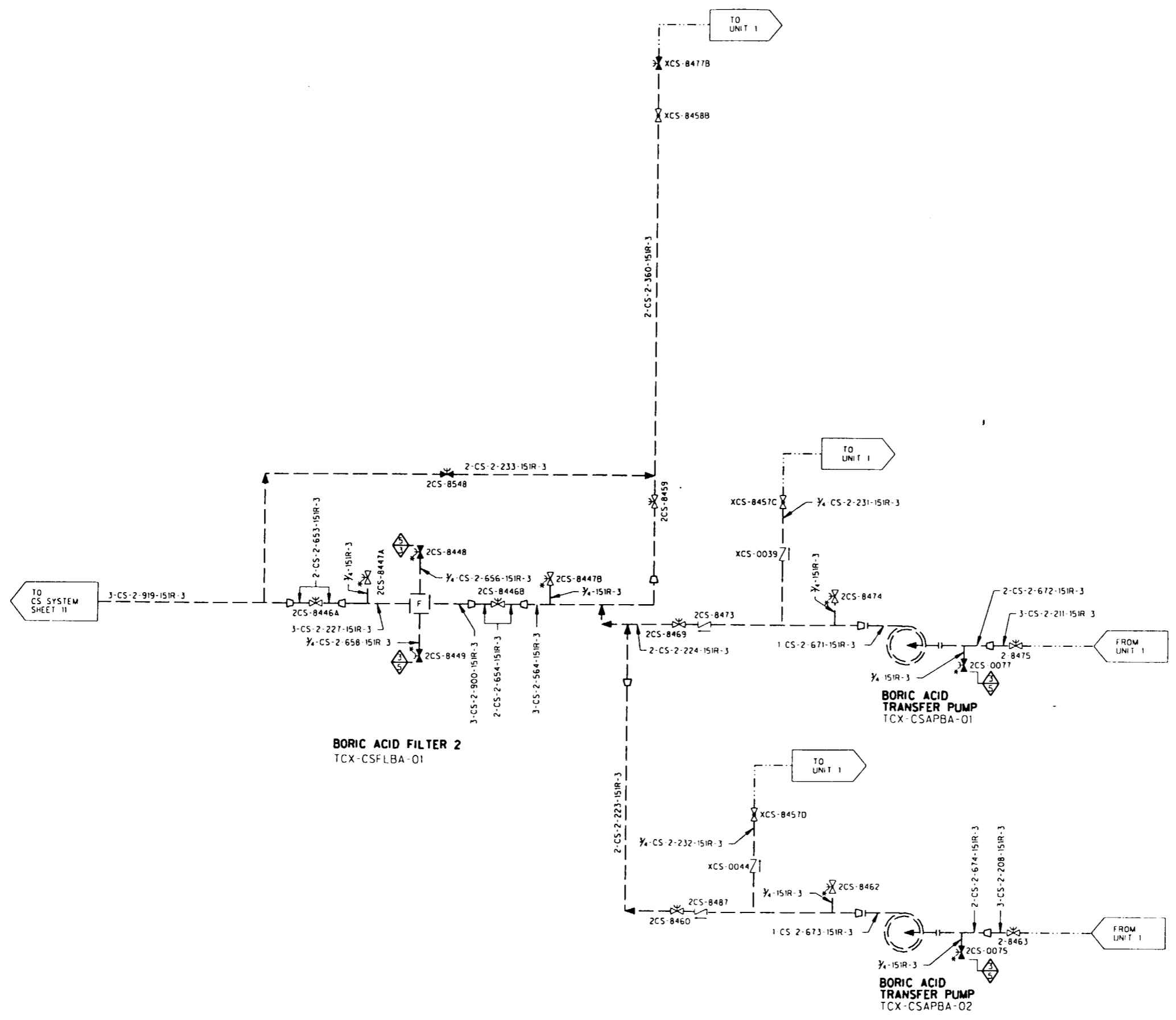
**INSERVICE INSPECTION
 BOUNDARY DIAGRAM**

**CHEMICAL AND VOLUME
 CONTROL SYSTEM**
 SHEET 10 OF 13

REV 2	APPROVED: SIGNED COPY ON FILE
-------	-------------------------------



ILLUSTRATIVE USE ONLY THIS DIAGRAM DEVELOPED FROM FLOW DIAGRAM M2-0256 SH A	
TU ELECTRIC CPSES UNIT 2	
INSERVICE INSPECTION BOUNDARY DIAGRAM	
CHEMICAL AND VOLUME CONTROL SYSTEM SHEET 12 OF 13	
REV 3	APPROVED: SIGNED COPY ON FILE



ILLUSTRATIVE USE ONLY
 THIS DIAGRAM DEVELOPED FROM FLOW DIAGRAM
 MI 0257

TU ELECTRIC
 CPSES UNIT 2

INSERVICE INSPECTION
 BOUNDARY DIAGRAM

CHEMICAL AND VOLUME
 CONTROL SYSTEM
 SHEET 13 OF 13

REV 2 APPROVED: SIGNED COPY ON FILE

INSIDE CONTAINMENT OUTSIDE CONTAINMENT

CONTAINMENT SPRAY
HEAT EXCHANGER
CP2-CTAHC5-02

CHEM EDUCTOR
CP2-CTEDCS-04
2-CT-2-061-301R-2

CONTAINMENT
SPRAY PUMP 50%
CP2-CTAPCS-04
FOR PUMP SEAL WATER
SEE DETAIL 1

CHEM EDUCTOR
CP2-CTEDCS-02
2-CT-2-104-301R-2

CONTAINMENT
SPRAY PUMP 50%
CP2-CTAPCS-02
FOR PUMP SEAL WATER
SEE DETAIL 1

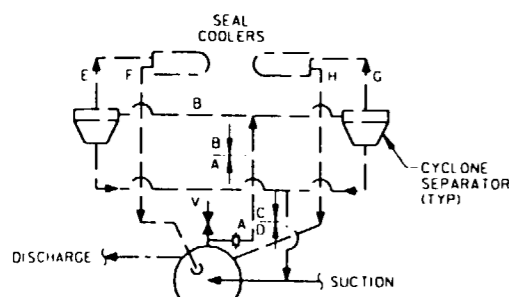
TO SPRAY
HEADERS

PENETRATION
2-MIH-0014

FROM CONTAINMENT
SPRAY SYSTEM
SHEET 3

FROM CONTAINMENT
SPRAY SYSTEM
SHEET 4

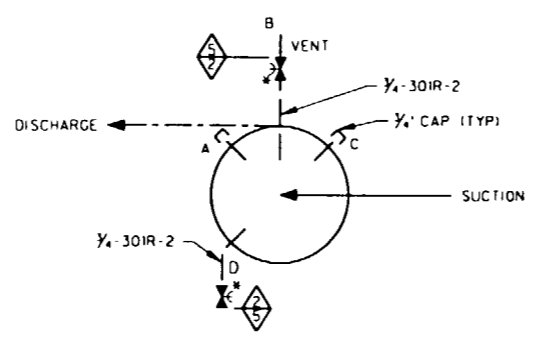
FROM CONTAINMENT
SPRAY SYSTEM
SHEET 3



CONTAINMENT SPRAY PUMPS
SEAL COOLER PIPING
SEE TABLE FOR LINE NUMBERS

PUMP NUMBER	VALVE NUMBER	XXX FOR LINE NUMBERS							
		A	B	C	D	E	F	G	H
CP2-CTAPCS-02	2CT-0193	913	914	915	916	917	918	919	920
CP2-CTAPCS-04	2CT-0195	929	930	931	932	933	934	935	936

LINE NUMBERS ARE 1/2-CT-1-XXX 1501R-2



CONTAINMENT SPRAY PUMPS
PUMPS, VENTS AND DRAINS
(TYP 4)

PUMP	A (SUCT VENT)	B (DISCH VENT)	C (SUCT VENT)	D (DRAIN)
CP2-CTAPCS-02	-	2CT-0193	-	2CT-0035
CP2-CTAPCS-04	-	2CT-0195	-	2CT-0017

DETAIL 1

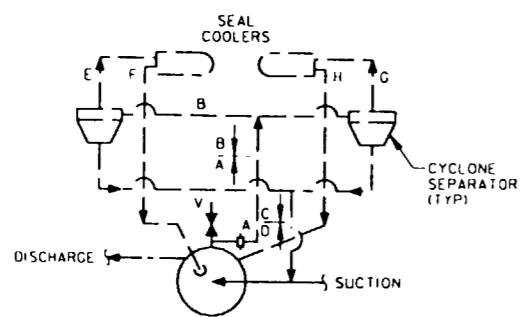
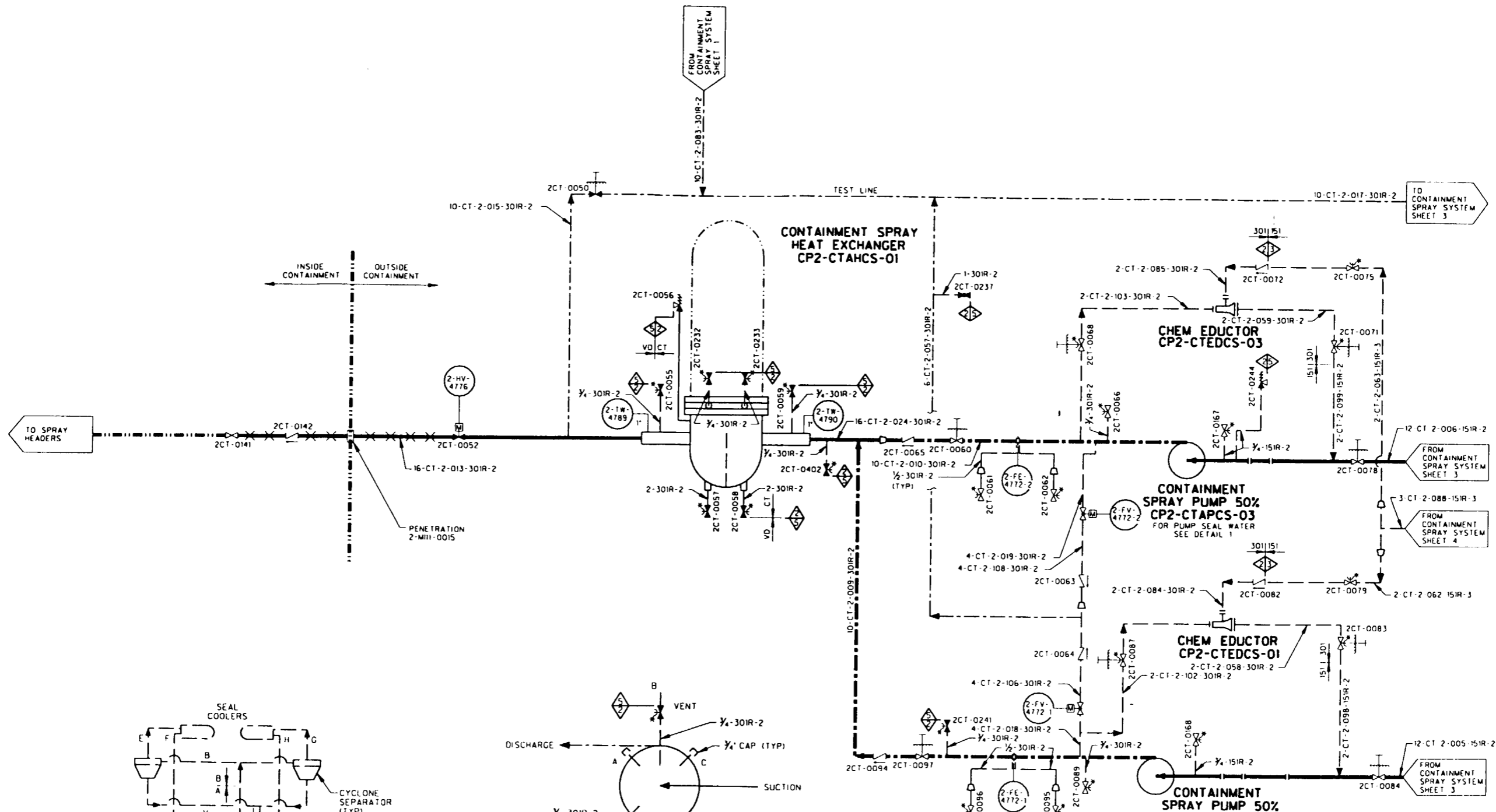
ILLUSTRATIVE USE ONLY
THIS DIAGRAM DEVELOPED FROM FLOW DIAGRAM
M2-0232

TU ELECTRIC
CPSES UNIT 2

INSERVICE INSPECTION
BOUNDARY DIAGRAM

CONTAINMENT SPRAY SYSTEM
SHEET 1 OF 4

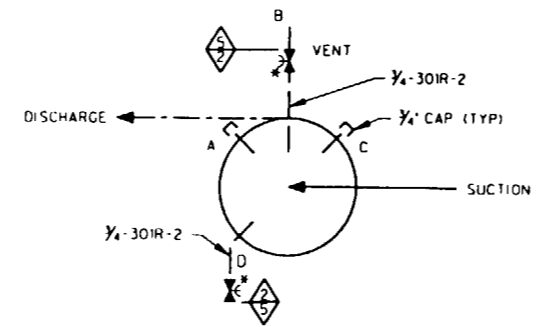
REV 3 APPROVED: SIGNED COPY ON FILE



CONTAINMENT SPRAY PUMPS SEAL COOLER PIPING
SEE TABLE FOR LINE NUMBERS

PUMP NUMBER	VALVE NUMBER	XXX FOR LINE NUMBERS							
		A	B	C	D	E	F	G	H
CP2-CTAPCS-01	2CT-0192	905	906	907	908	909	910	911	912
CP2-CTAPCS-03	2CT-0194	921	922	923	924	925	926	927	928

LINE NUMBERS ARE 1/2-CT-2-XXX-150IR-2



CONTAINMENT SPRAY PUMPS PUMPS, VENTS AND DRAINS (TYP 4)

PUMP	A (SUCT VENT)	B (DISCH VENT)	C (SUCT VENT)	D (DRAIN)
CP2-CTAPCS-01	-	2CT-0192	-	2CT-0086
CP2-CTAPCS-03	-	2CT-0194	-	2CT-0069

DETAIL 1

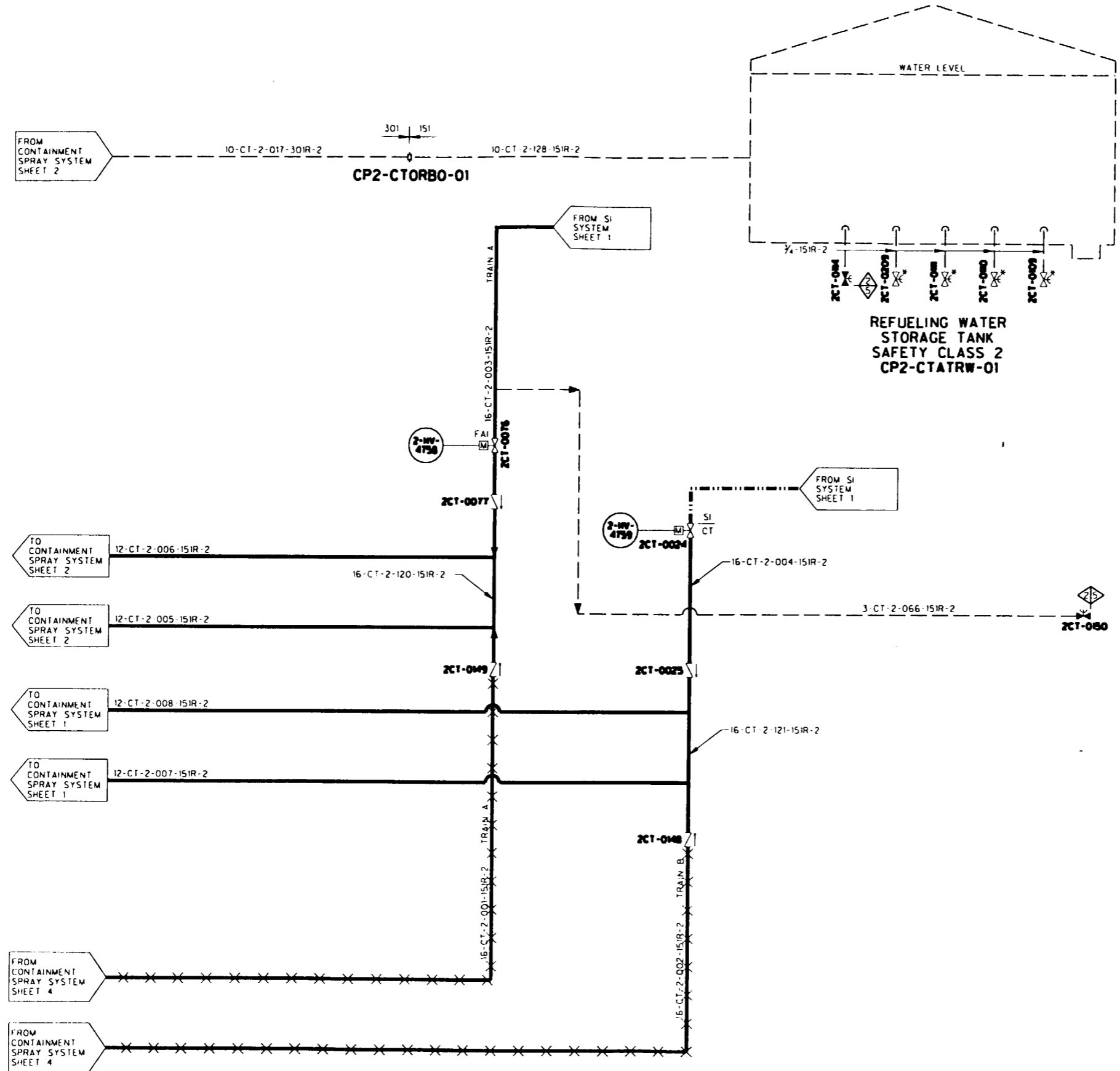
ILLUSTRATIVE USE ONLY
THIS DIAGRAM DEVELOPED FROM FLOW DIAGRAM M2-0232

TU ELECTRIC CPSES UNIT 2

INSERVICE INSPECTION BOUNDARY DIAGRAM

CONTAINMENT SPRAY SYSTEM SHEET 2 OF 4

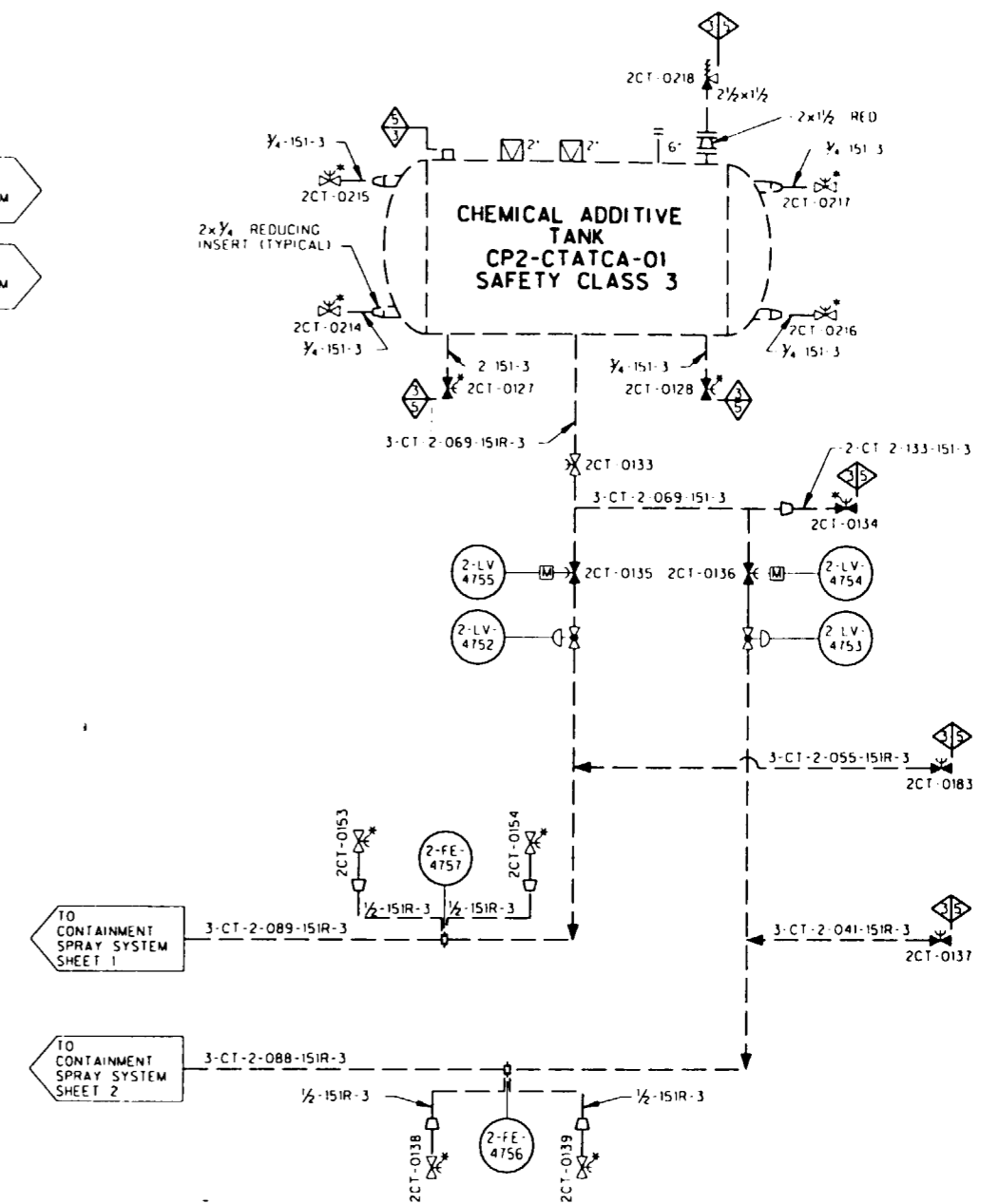
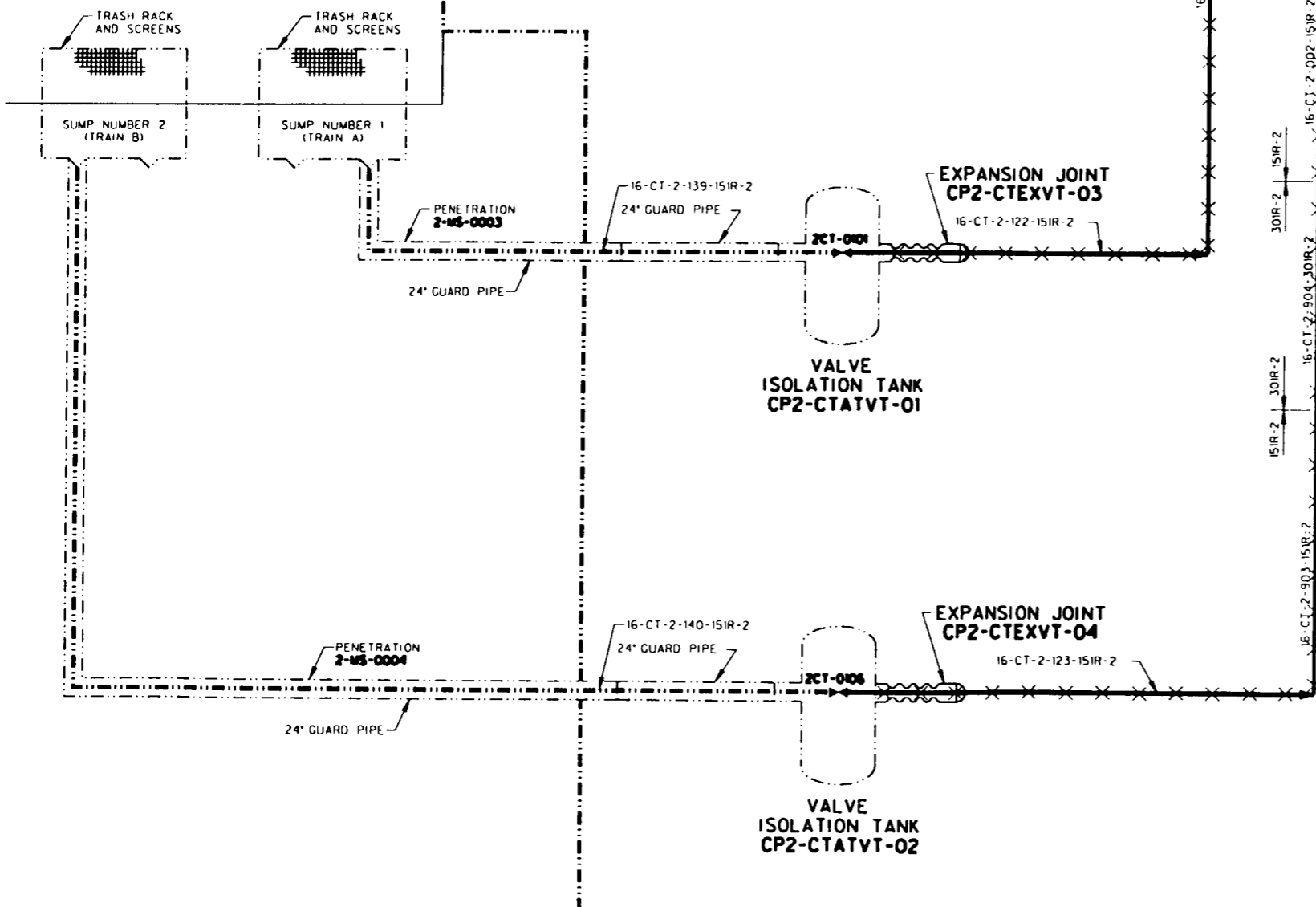
REV 3 APPROVED: SIGNED COPY ON FILE



ILLUSTRATIVE USE ONLY THIS DIAGRAM DEVELOPED FROM FLOW DIAGRAM M2-0232 SH A	
TU ELECTRIC CPSES UNIT 2	
INSERVICE INSPECTION BOUNDARY DIAGRAM	
CONTAINMENT SPRAY SYSTEM SHEET 3 OF 4	
REV 2	APPROVED: SIGNED COPY ON FILE

CONTAINMENT RECIRCULATION SUMPS

INSIDE CONTAINMENT OUTSIDE CONTAINMENT



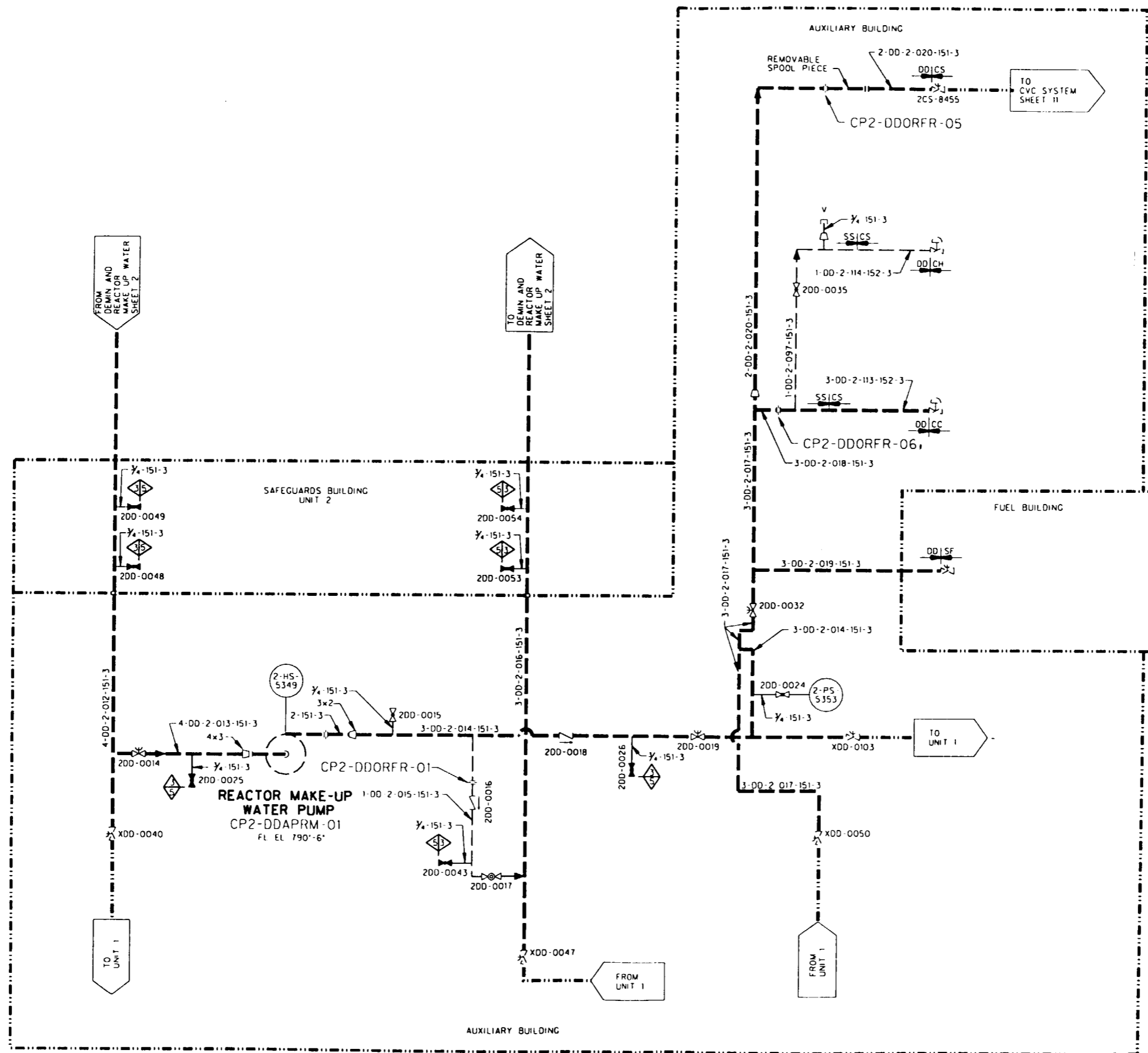
ILLUSTRATIVE USE ONLY
 THIS DIAGRAM DEVELOPED FROM FLOW DIAGRAM M2-0232 SH A

TU ELECTRIC CPSES UNIT 2

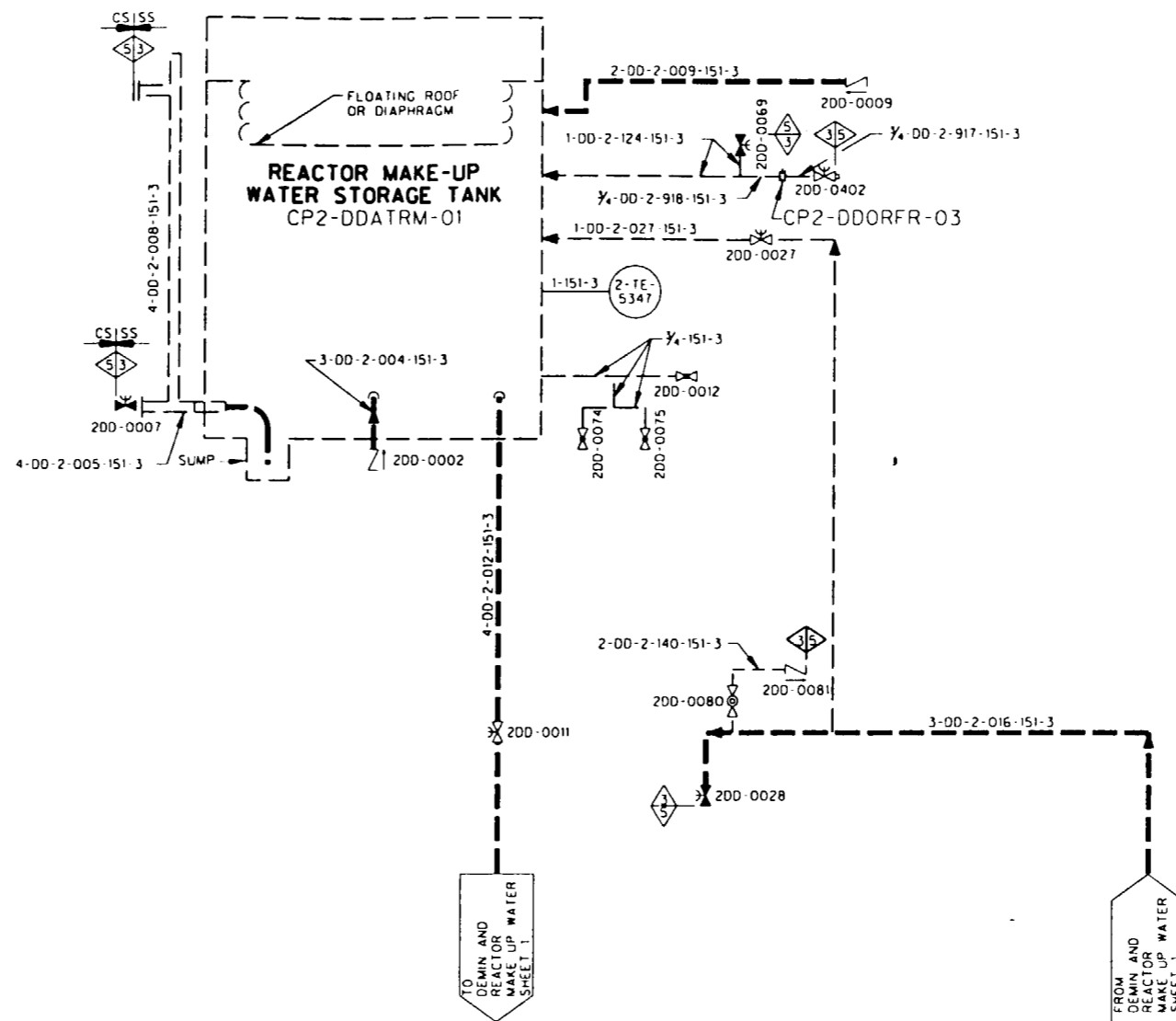
INSERVICE INSPECTION BOUNDARY DIAGRAM

CONTAINMENT SPRAY SYSTEM
 SHEET 4 OF 4

REV 2 APPROVED: SIGNED COPY ON FILE



ILLUSTRATIVE USE ONLY	
THIS DIAGRAM DEVELOPED FROM FLOW DIAGRAM M2-0241	
TU ELECTRIC CPSES UNIT 2	
INSERVICE INSPECTION BOUNDARY DIAGRAM	
DEMINERALIZED AND REACTOR MAKE UP WATER SHEET 1 OF 2	
REV 2	APPROVED: SIGNED COPY ON FILE



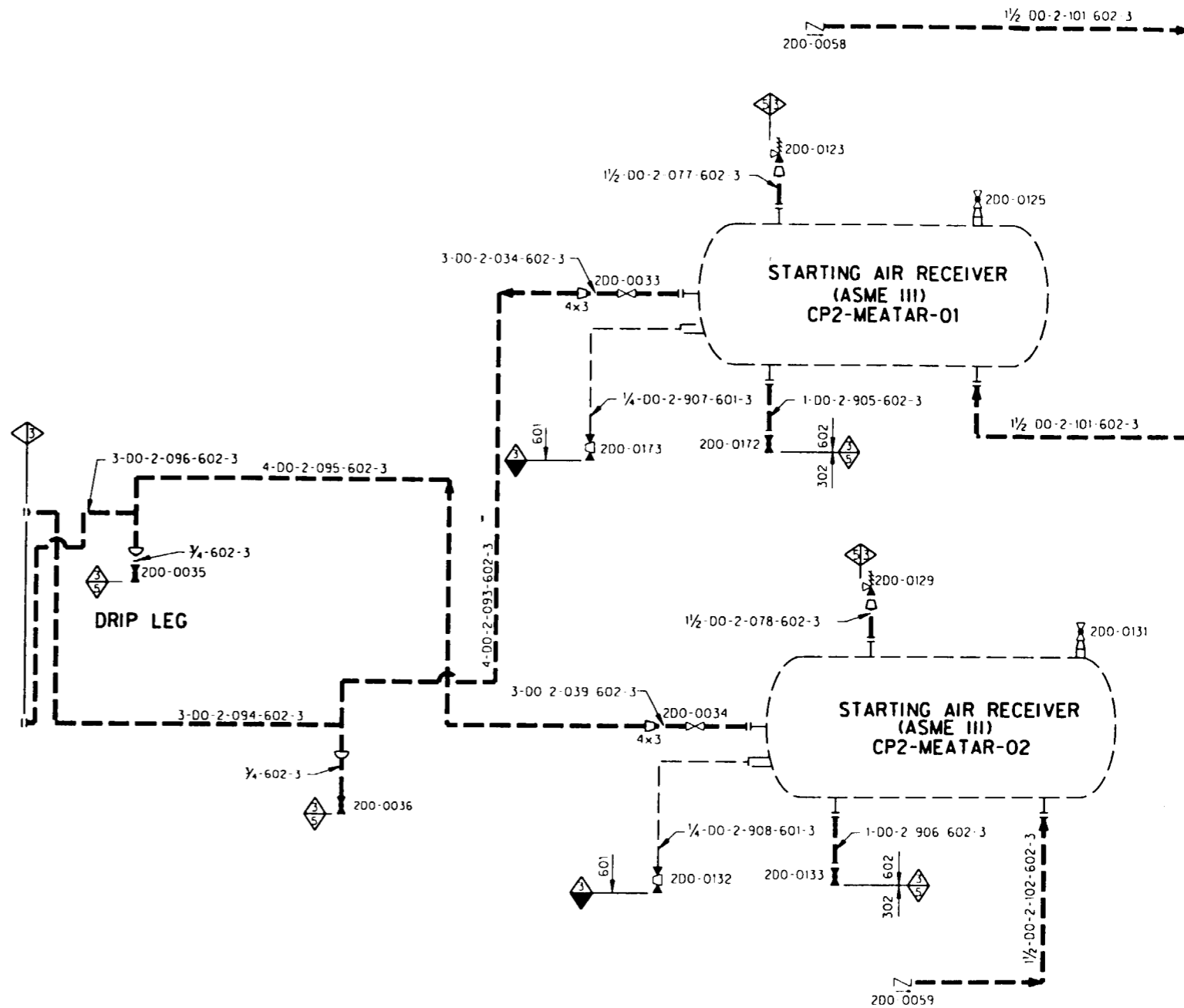
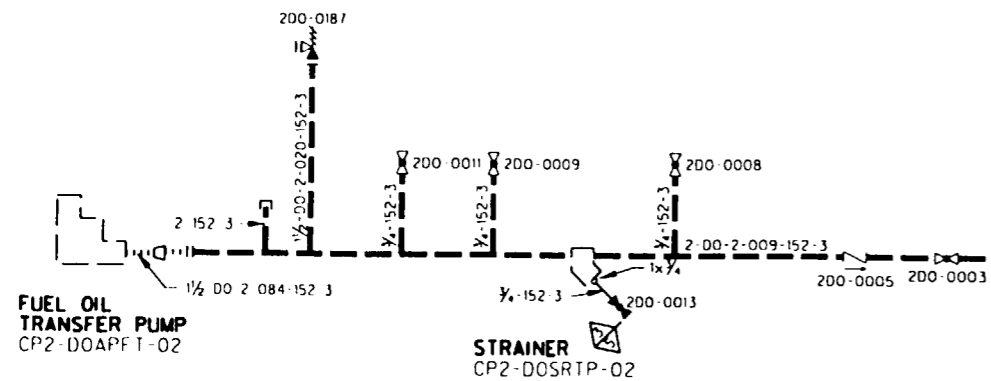
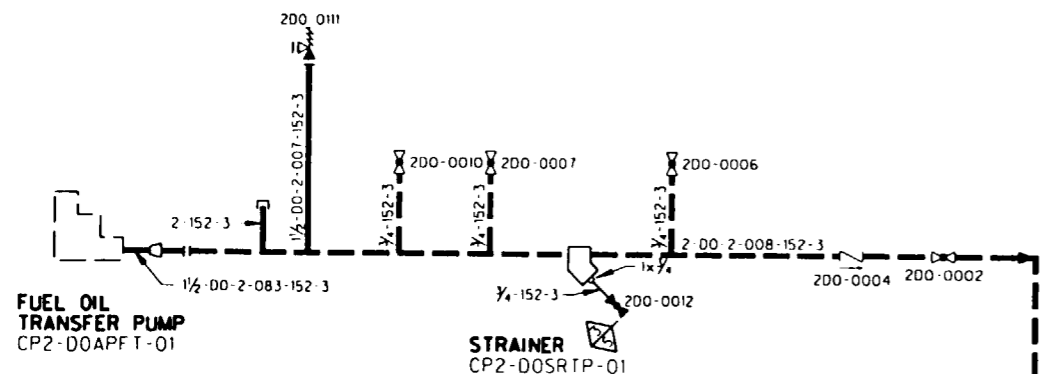
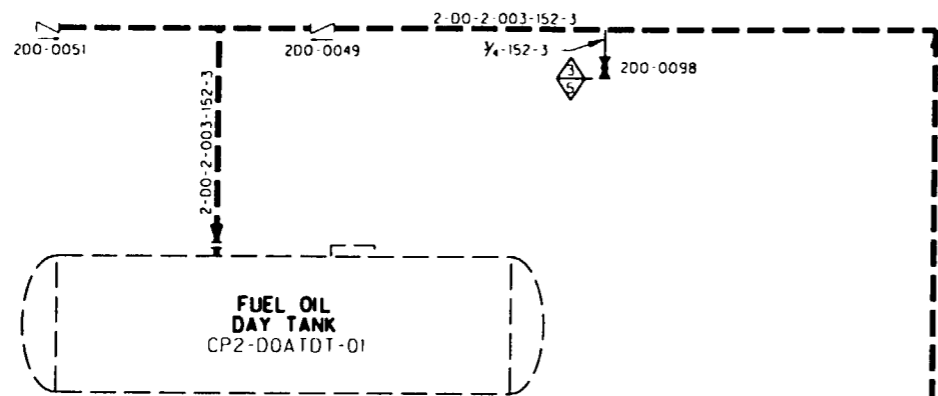
ILLUSTRATIVE USE ONLY
 THIS DIAGRAM DEVELOPED FROM FLOW DIAGRAM
 M2-0241 AND M2-0242

**TU ELECTRIC
 CPSES UNIT 2**

**INSERVICE INSPECTION
 BOUNDARY DIAGRAM**

**DEMINERALIZED AMD REACTOR
 MAKE UP WATER**
 SHEET 2 OF 2

REV 2 APPROVED: SIGNED COPY ON FILE



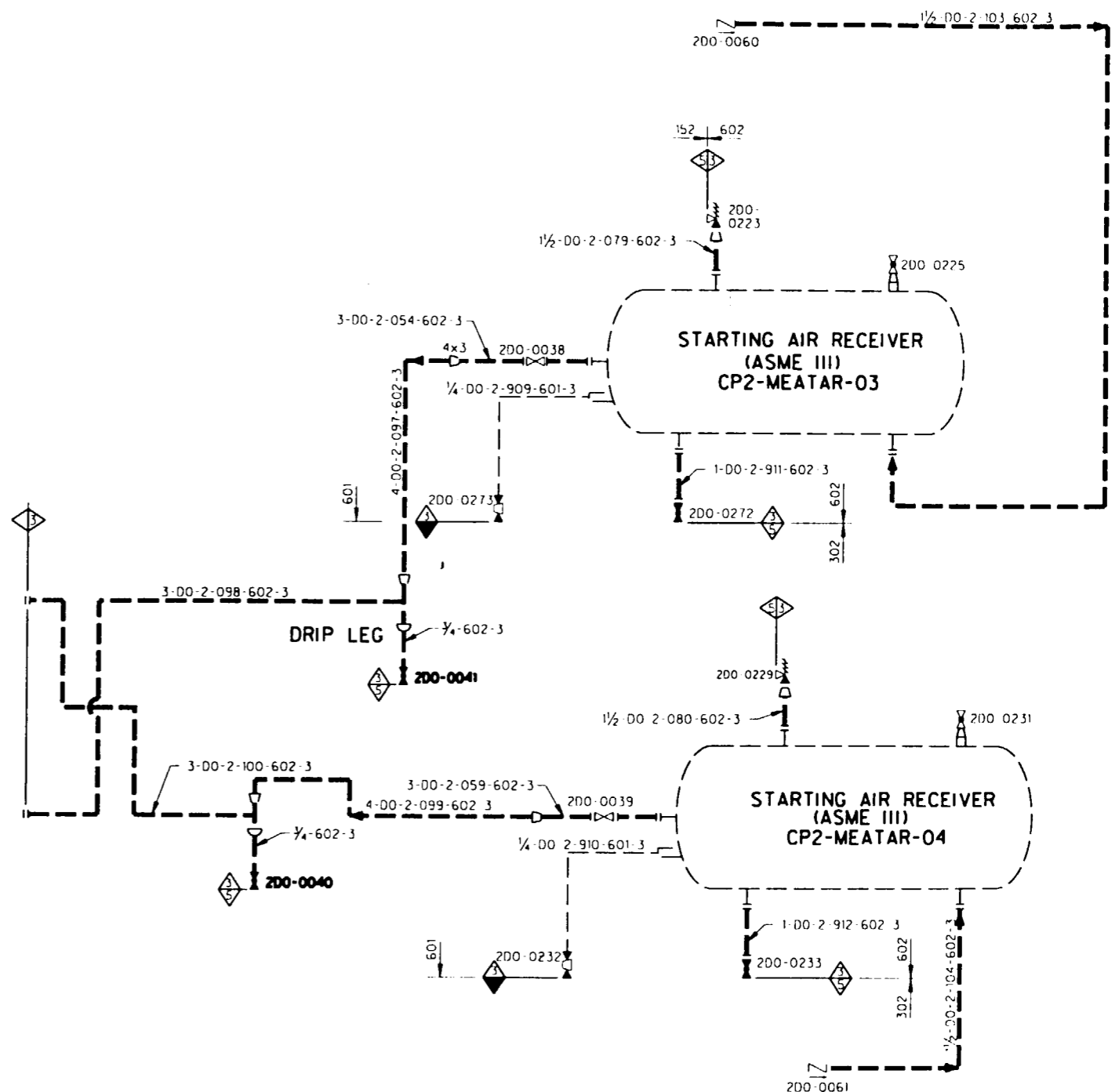
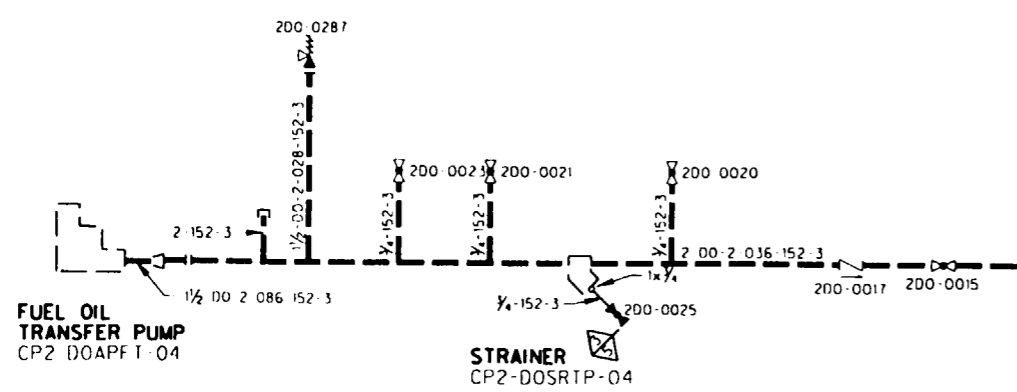
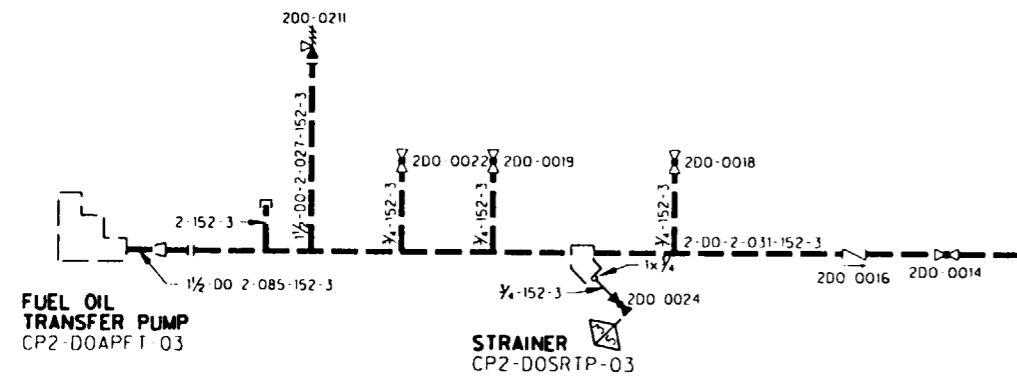
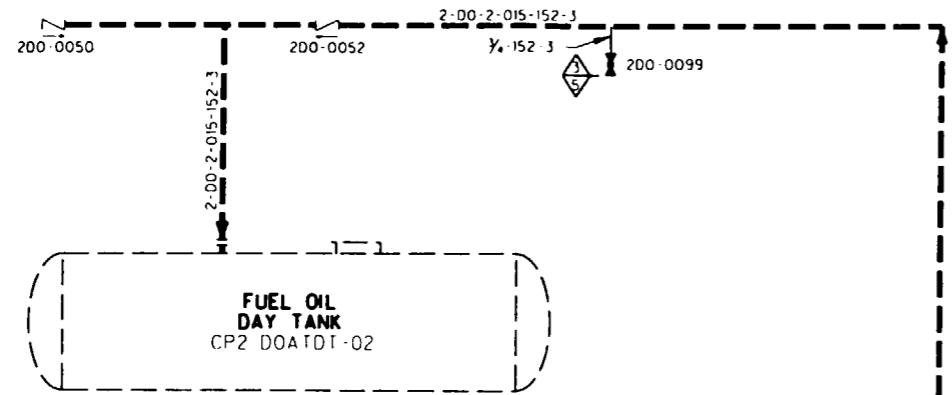
ILLUSTRATIVE USE ONLY
 THIS DIAGRAM DEVELOPED FROM FLOW DIAGRAM
 M2-0215 SH D AND M2-0215 SH F

TU ELECTRIC
 CPSES UNIT 2

INSERVICE INSPECTION
 BOUNDARY DIAGRAM

DIESEL GENERATOR
 AUXILIARY SYSTEM
 SHEET 1 OF 2

REV 1 APPROVED: SIGNED COPY ON FILE



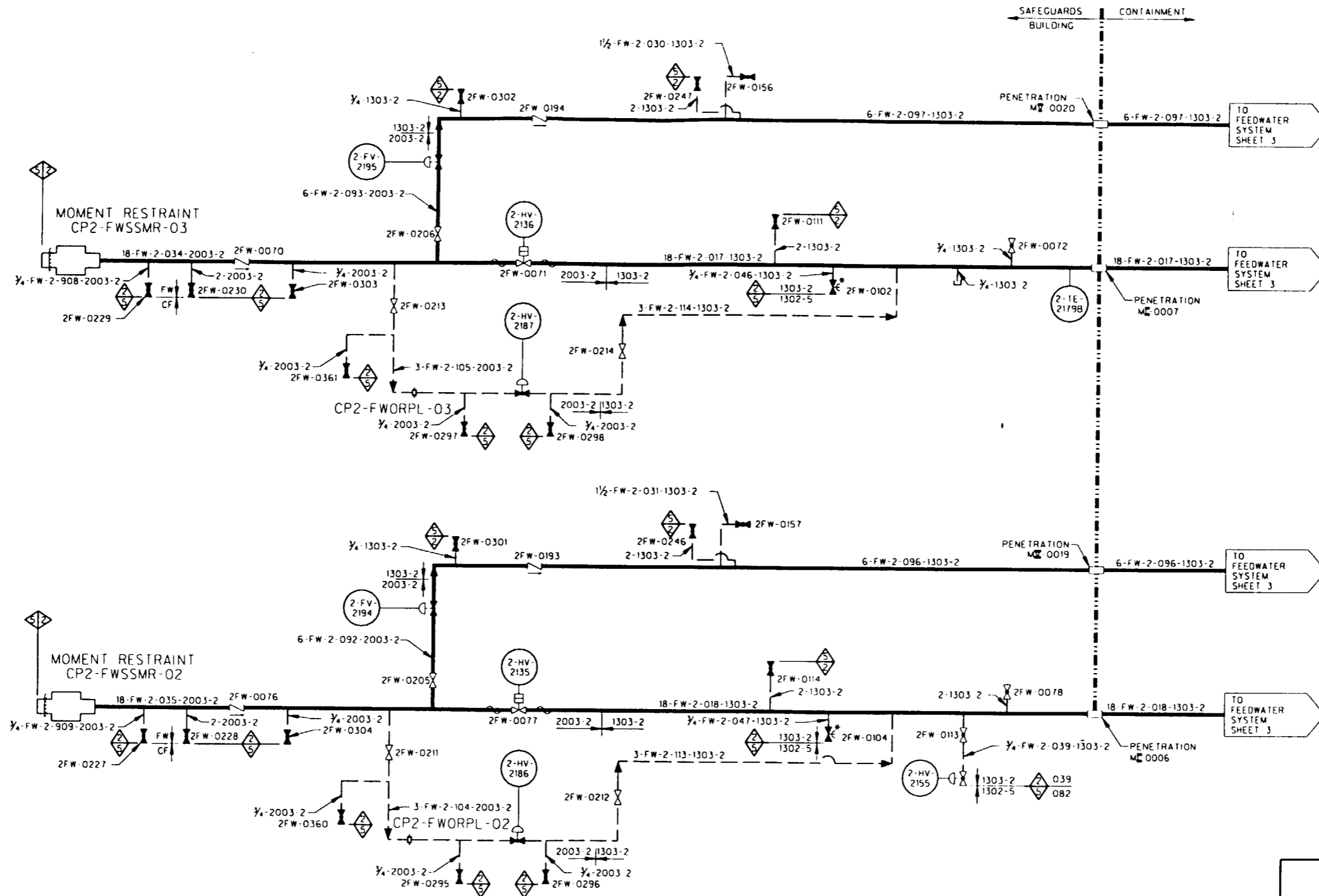
ILLUSTRATIVE USE ONLY
 THIS DIAGRAM DEVELOPED FROM FLOW DIAGRAM
 M2-0215 SHEET AND M2-0215 SHEET

TU ELECTRIC
 CPSES UNIT 2

INSERVICE INSPECTION
 BOUNDARY DIAGRAM

DIESEL GENERATOR
 AUXILIARY SYSTEM
 SHEET 2 OF 2

REV 1 APPROVED: SIGNED COPY ON FILE



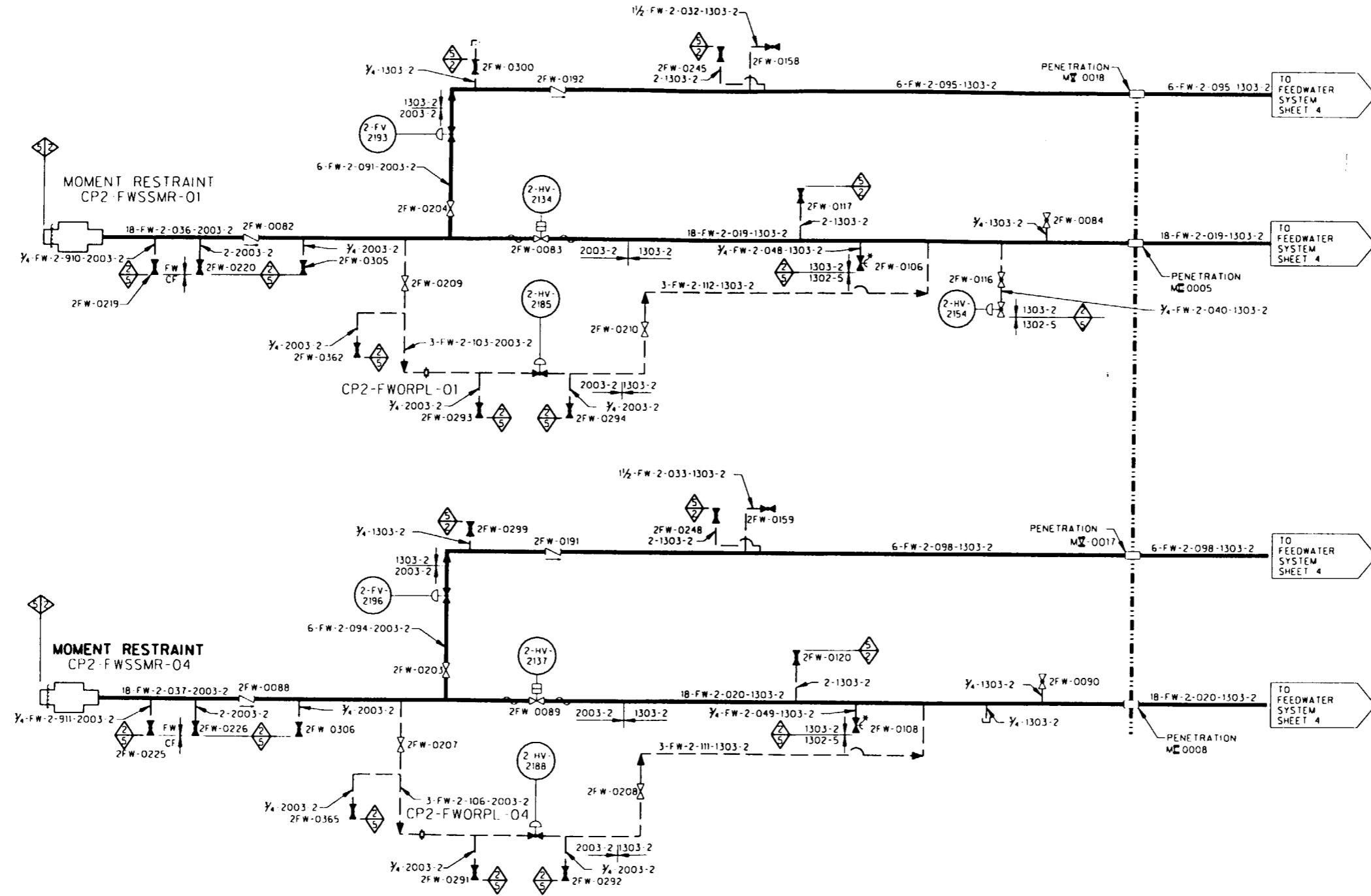
ILLUSTRATIVE USE ONLY
 THIS DIAGRAM DEVELOPED FROM FLOW DIAGRAM
 M2-0203 SH 01

**TU ELECTRIC
 CPSES UNIT 2**

**INSERVICE INSPECTION
 BOUNDARY DIAGRAM**

**STEAM GENERATOR
 FEEDWATER SYSTEM
 SHEET 1 OF 4**

REV 1 APPROVED: SIGNED COPY ON FILE



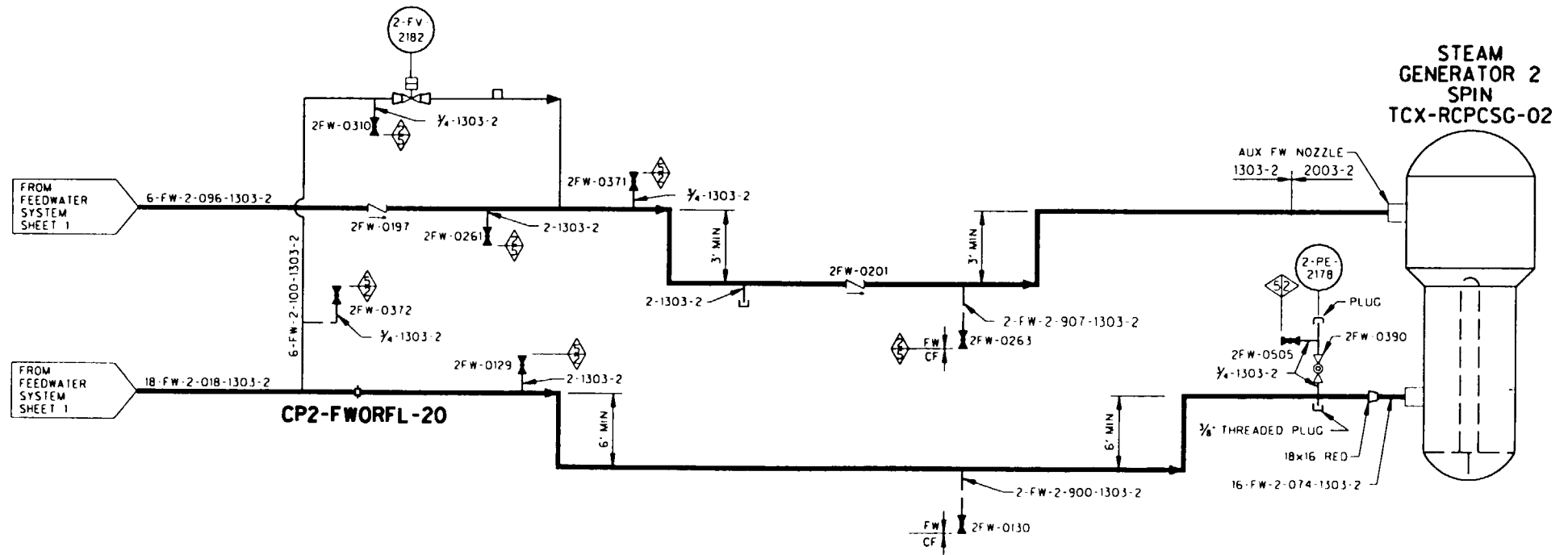
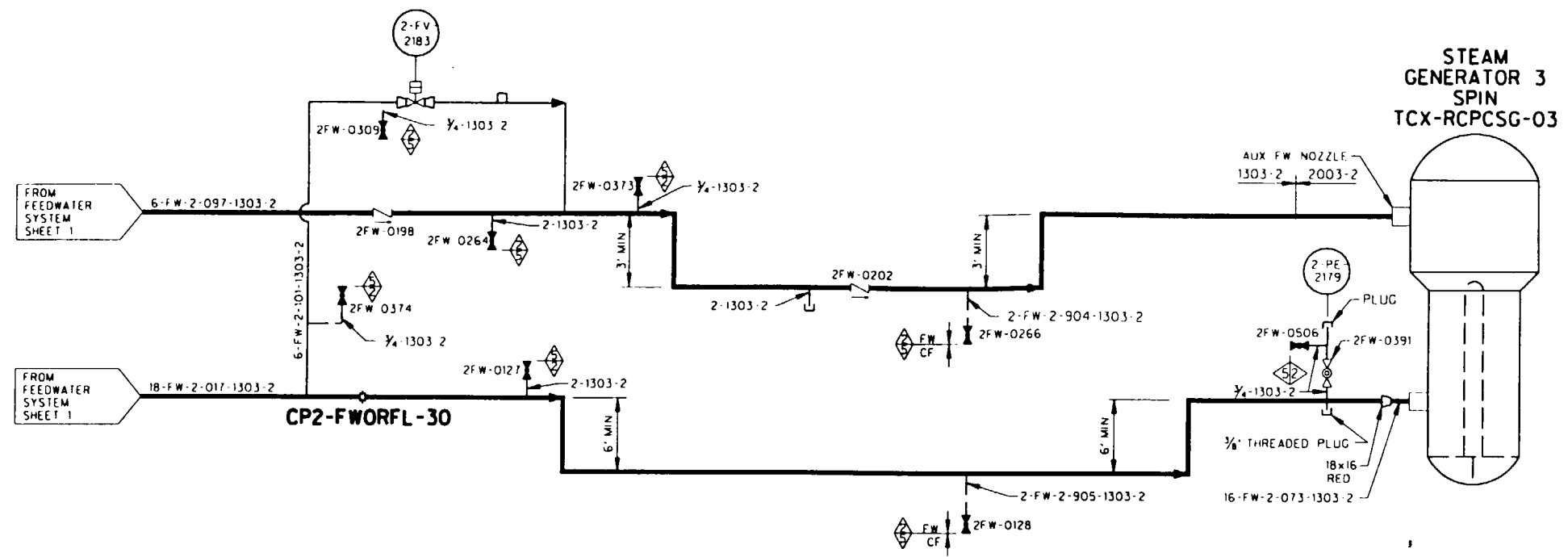
ILLUSTRATIVE USE ONLY
 THIS DIAGRAM DEVELOPED FROM FLOW DIAGRAM
 M2 0203 SH 01

**TU ELECTRIC
 CPSES UNIT 2**

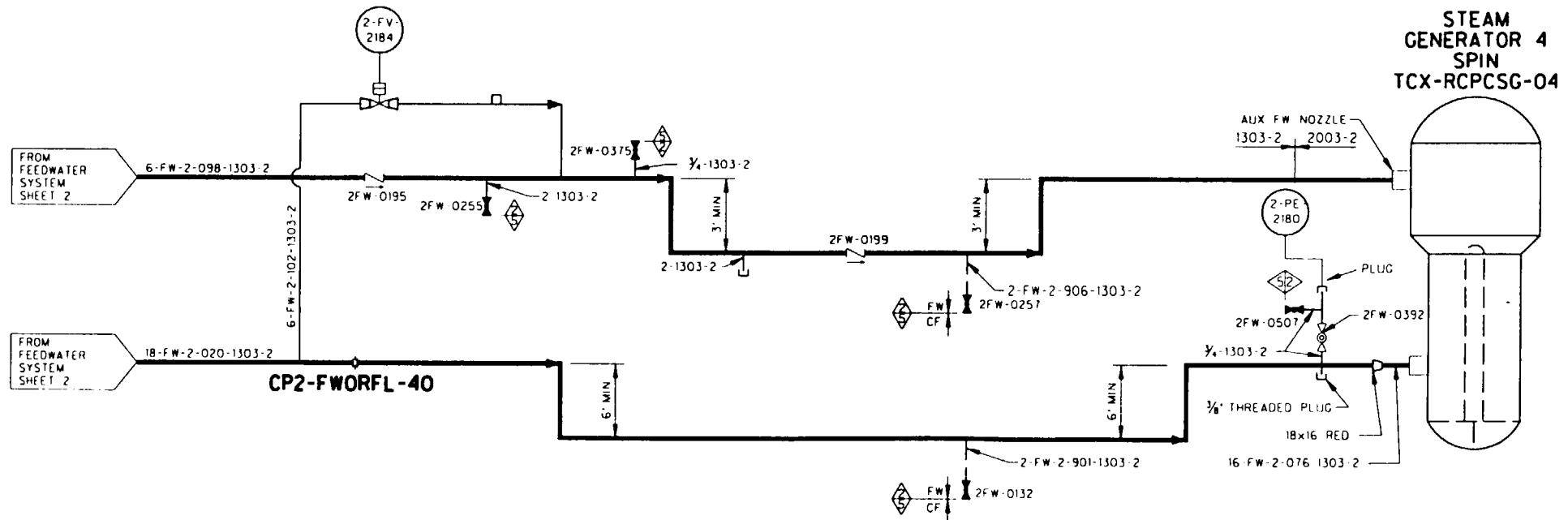
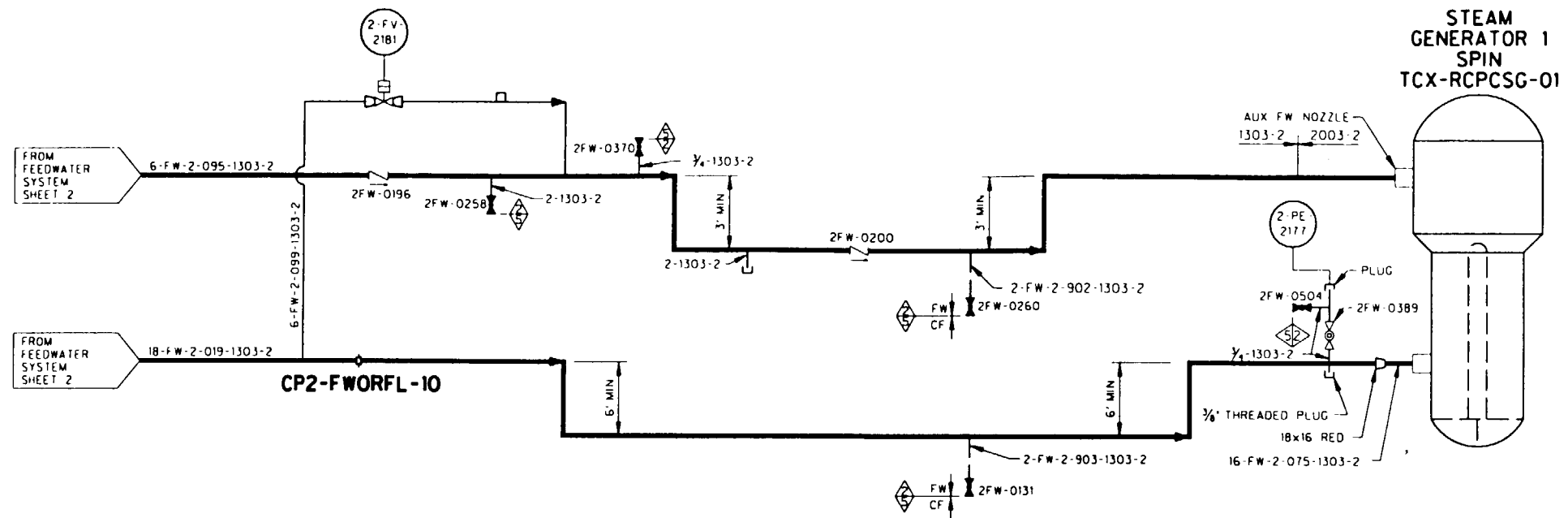
**INSERVICE INSPECTION
 BOUNDARY DIAGRAM**

**STEAM GENERATOR
 FEEDWATER SYSTEM**
 SHEET 2 OF 4

REV 1 APPROVED: SIGNED COPY ON FILE



ILLUSTRATIVE USE ONLY	
THIS DIAGRAM DEVELOPED FROM FLOW DIAGRAM M2-0203 SH 01A	
TU ELECTRIC CPSES UNIT 2	
INSERVICE INSPECTION BOUNDARY DIAGRAM	
STEAM GENERATOR FEEDWATER SYSTEM SHEET 3 OF 4	
REV 2	APPROVED: SIGNED COPY ON FILE



ILLUSTRATIVE USE ONLY

THIS DIAGRAM DEVELOPED FROM FLOW DIAGRAM
M2-0203 SH 01A

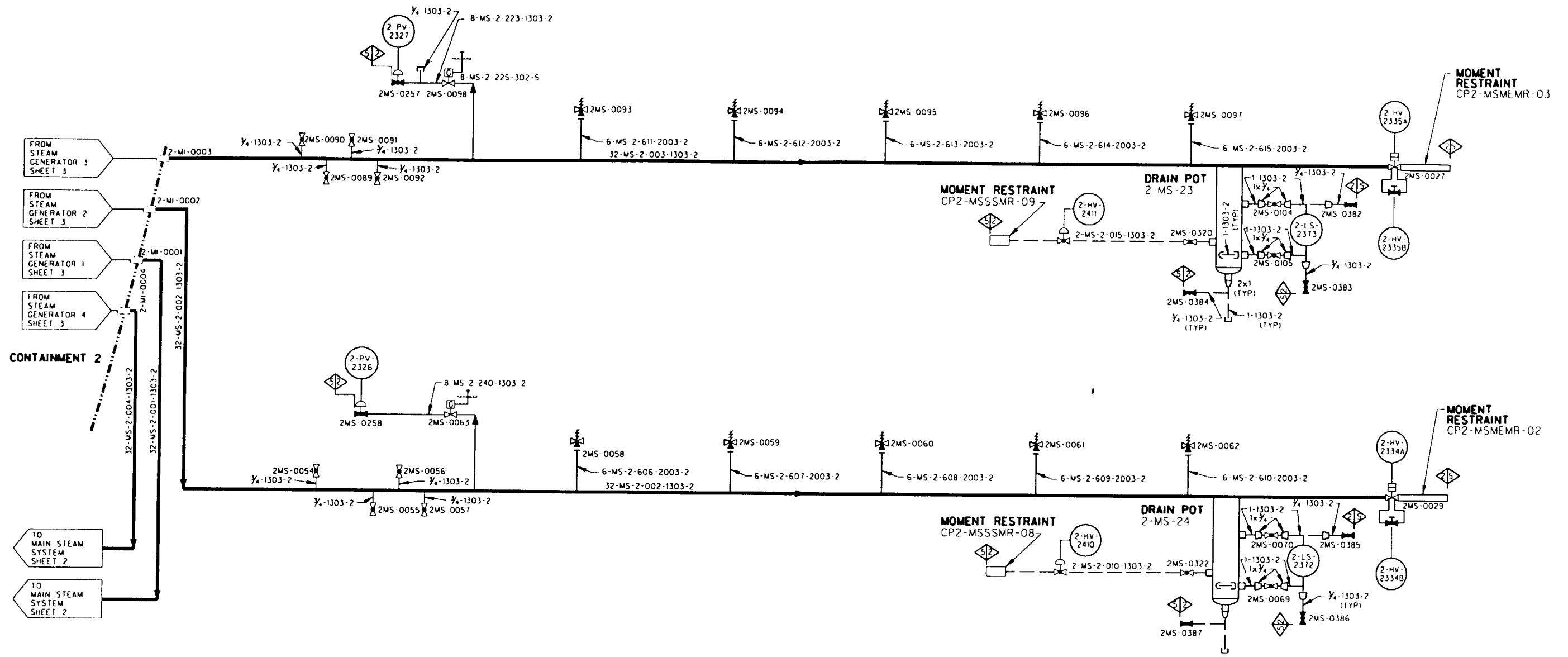
TU ELECTRIC
CPSES UNIT 2

INSERVICE INSPECTION
BOUNDARY DIAGRAM

STEAM GENERATOR
FEEDWATER SYSTEM
SHEET 4 OF 4

REV 2

APPROVED: SIGNED COPY ON FILE



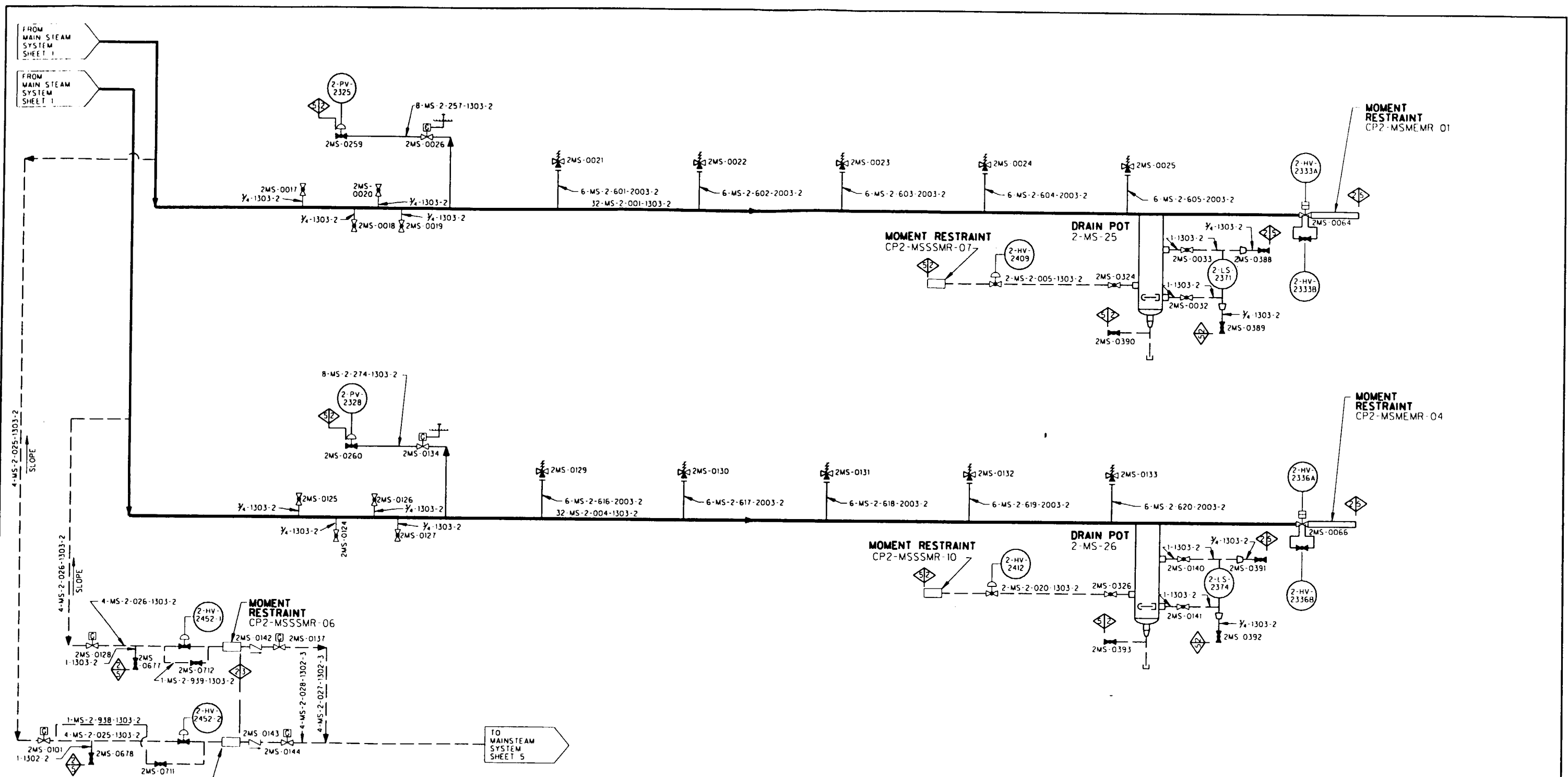
ILLUSTRATIVE USE ONLY
 THIS DIAGRAM DEVELOPED FROM FLOW DIAGRAM
 M2-0202

TU ELECTRIC
 CPSES UNIT 2

INSERVICE INSPECTION
 BOUNDARY DIAGRAM

MAIN STEAM SYSTEM
 SHEET 1 OF 5

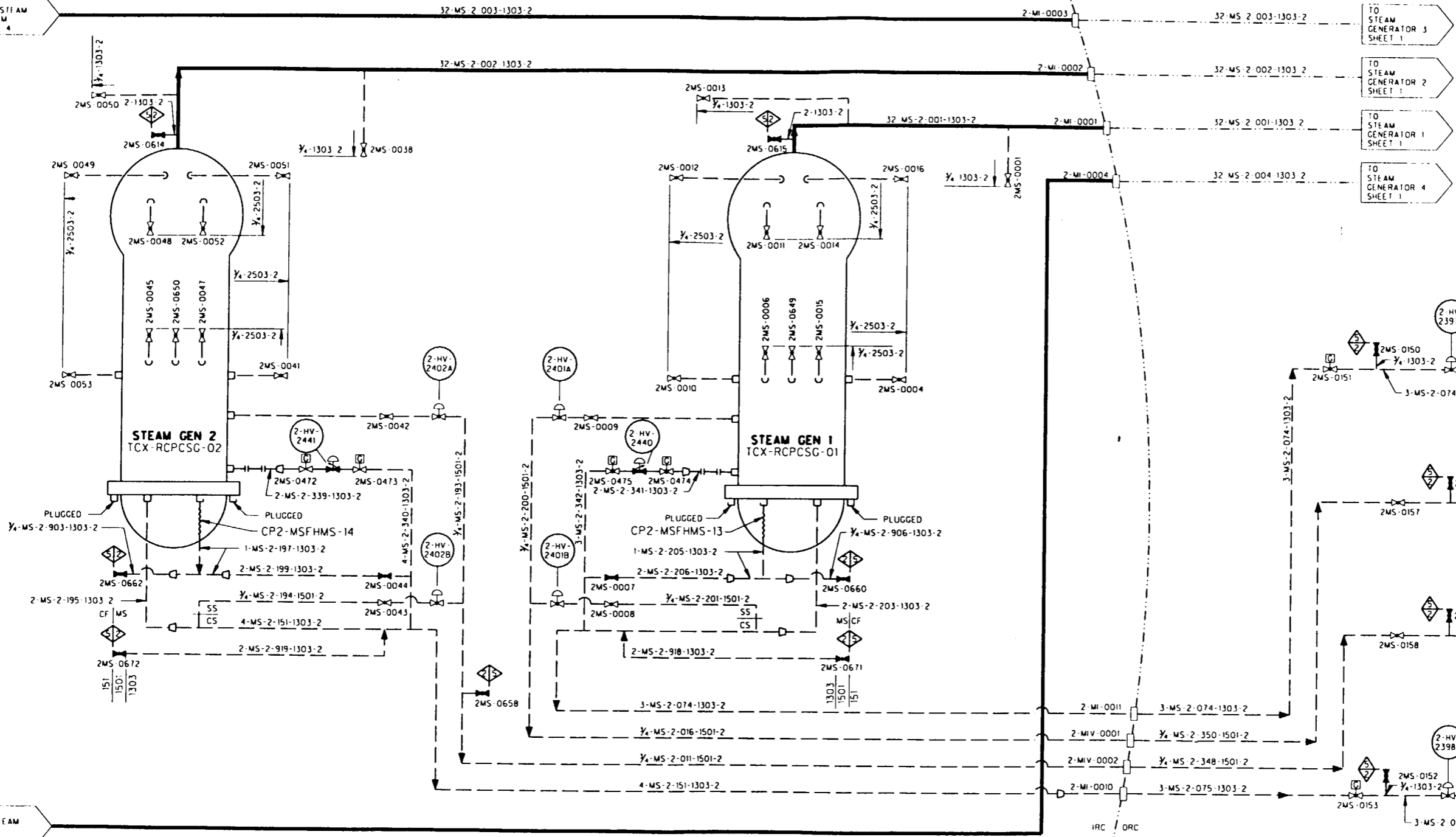
REV 2 APPROVED: SIGNED COPY ON FILE



ILLUSTRATIVE USE ONLY	
THIS DIAGRAM DEVELOPED FROM FLOW DIAGRAM M2-0202	
TU ELECTRIC CPSES UNIT 2	
INSERVICE INSPECTION BOUNDARY DIAGRAM	
MAIN STEAM SYSTEM SHEET 2 OF 5	
REV 3	APPROVED: SIGNED COPY ON FILE

FROM MAIN STEAM SYSTEM SHEET 4

FROM MAIN STEAM SYSTEM SHEET 4



ILLUSTRATIVE USE ONLY

THIS DIAGRAM DEVELOPED FROM FLOW DIAGRAM M2-0202 SH 02

TU ELECTRIC CPSES UNIT 2

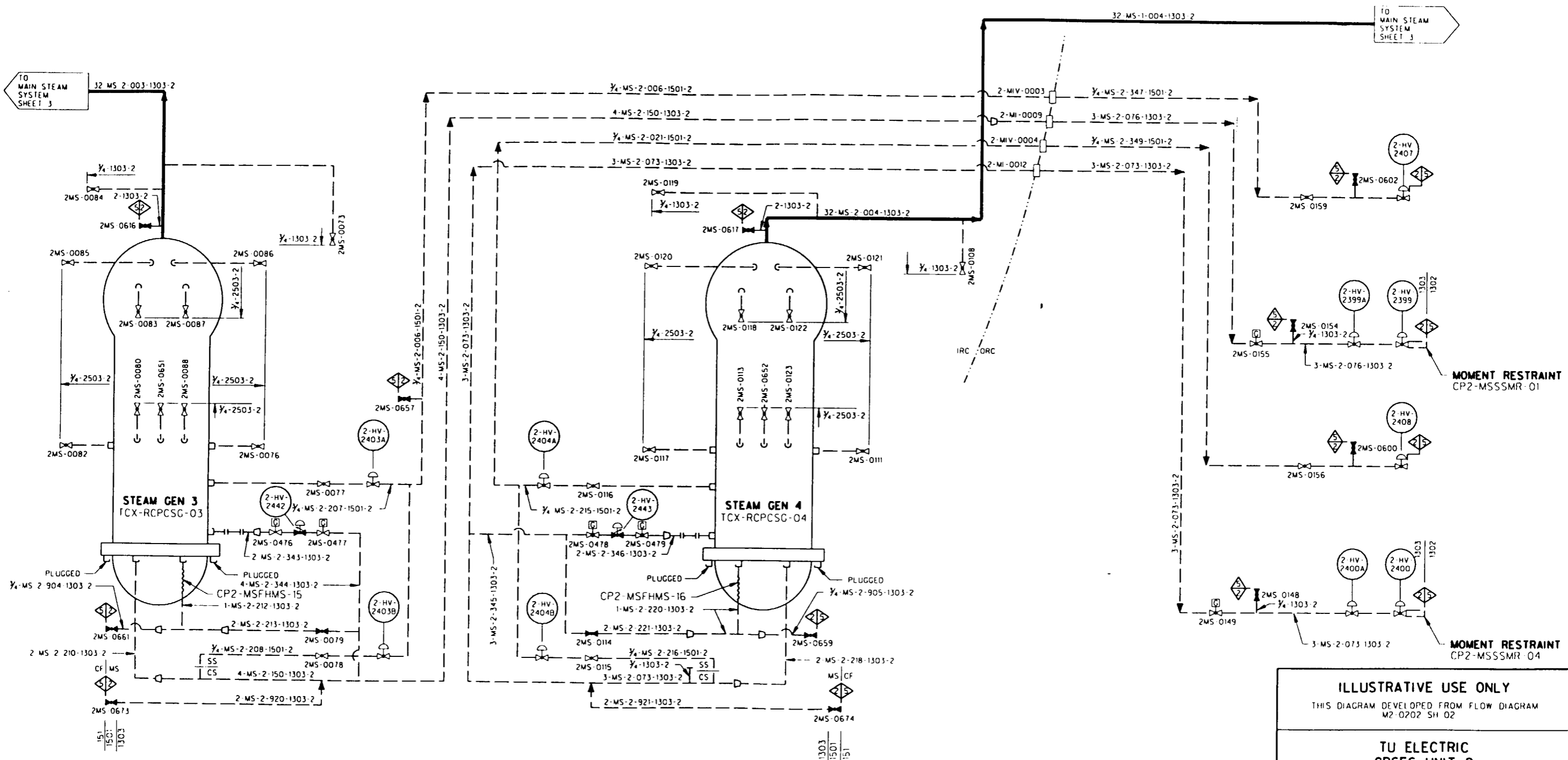
INSERVICE INSPECTION BOUNDARY DIAGRAM

MAIN STEAM SYSTEM SHEET 3 OF 5

REV 2 APPROVED: SIGNED COPY ON FILE

TO MAIN STEAM SYSTEM SHEET 3

TO MAIN STEAM SYSTEM SHEET 3



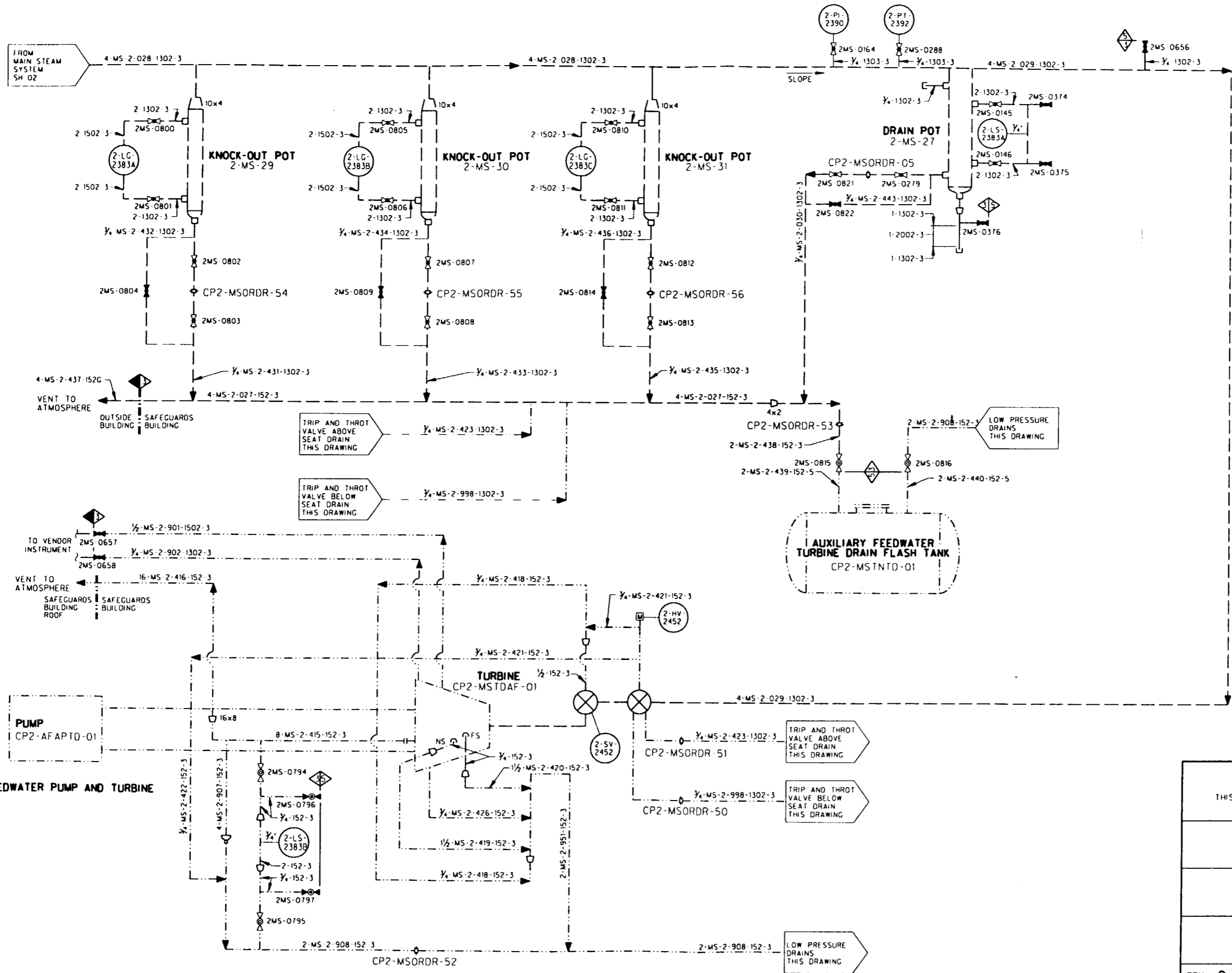
ILLUSTRATIVE USE ONLY
 THIS DIAGRAM DEVELOPED FROM FLOW DIAGRAM
 M2-0202 SH-02

**TU ELECTRIC
 CPSES UNIT 2**

**INSERVICE INSPECTION
 BOUNDARY DIAGRAM**

**MAIN STEAM SYSTEM
 SHEET 4 OF 5**

REV 2 APPROVED: SIGNED COPY ON FILE



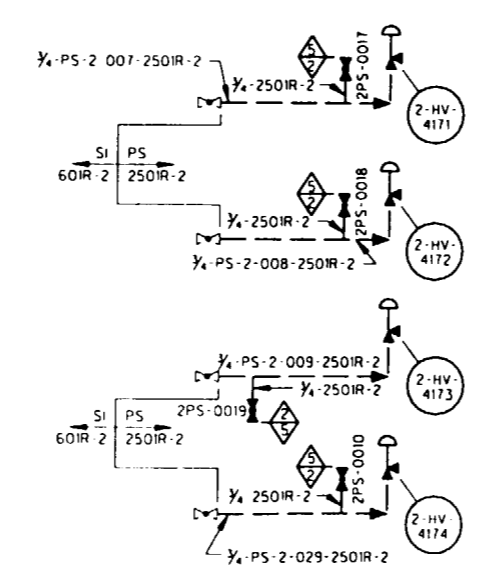
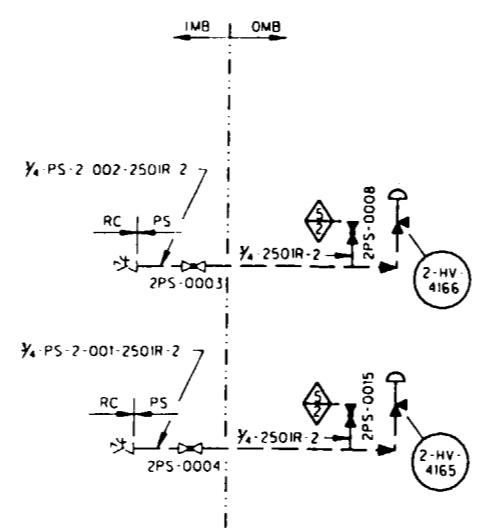
ILLUSTRATIVE USE ONLY
 THIS DIAGRAM DEVELOPED FROM FLOW DIAGRAM
 M2-0202 SH 03

TU ELECTRIC
 CPSES UNIT 2

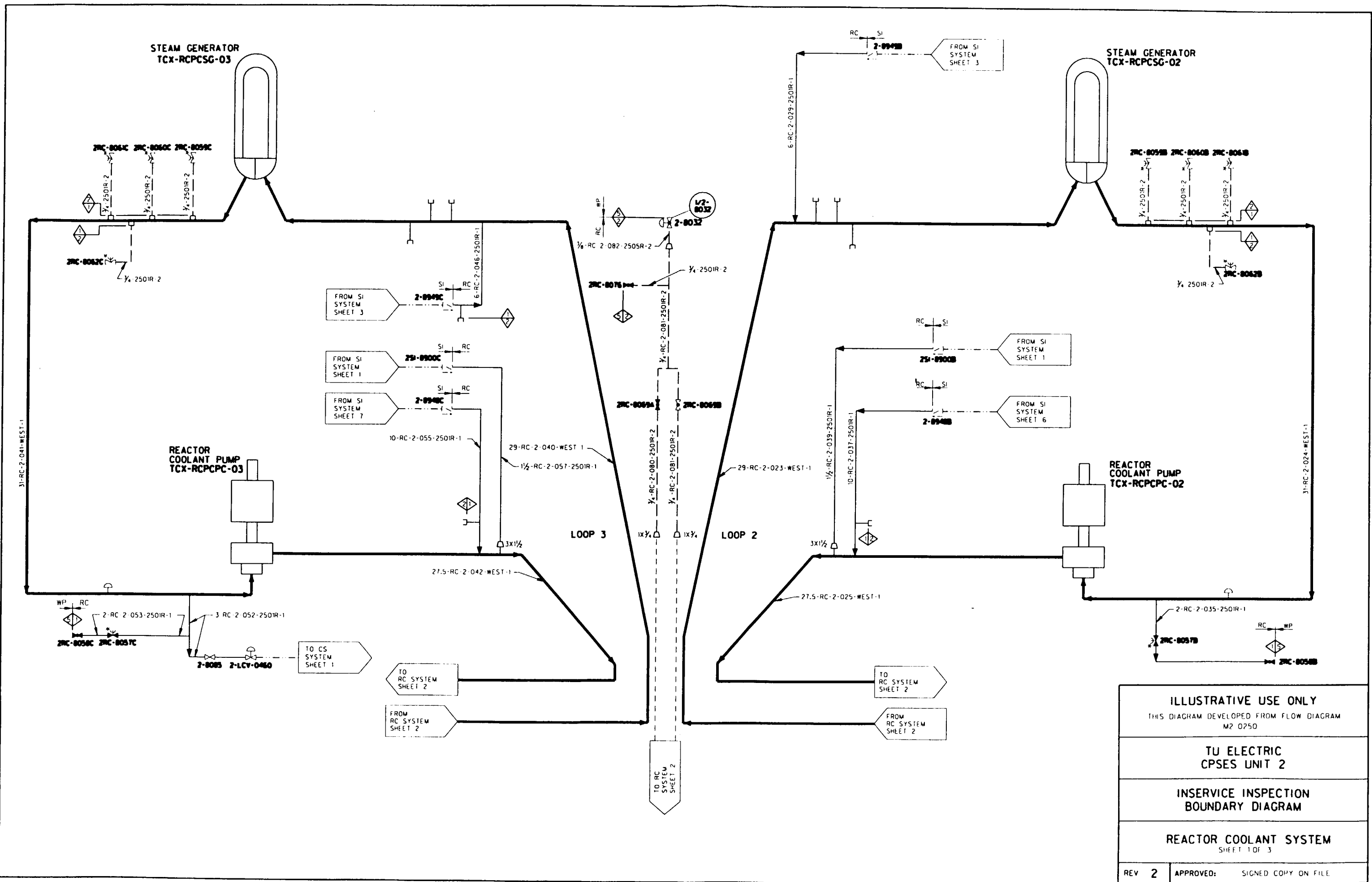
INSERVICE INSPECTION
 BOUNDARY DIAGRAM

MAIN STEAM SYSTEM
 SHEET 5 OF 5

REV 0 APPROVED: SIGNED COPY ON FILE



ILLUSTRATIVE USE ONLY THIS DIAGRAM DEVELOPED FROM FLOW DIAGRAM M2 0228	
TU ELECTRIC CPSES UNIT 2	
INSERVICE INSPECTION BOUNDARY DIAGRAM	
PROCESS SAMPLING SYSTEM SHEET 1 OF 1	
REV 2	APPROVED: SIGNED COPY ON FILE



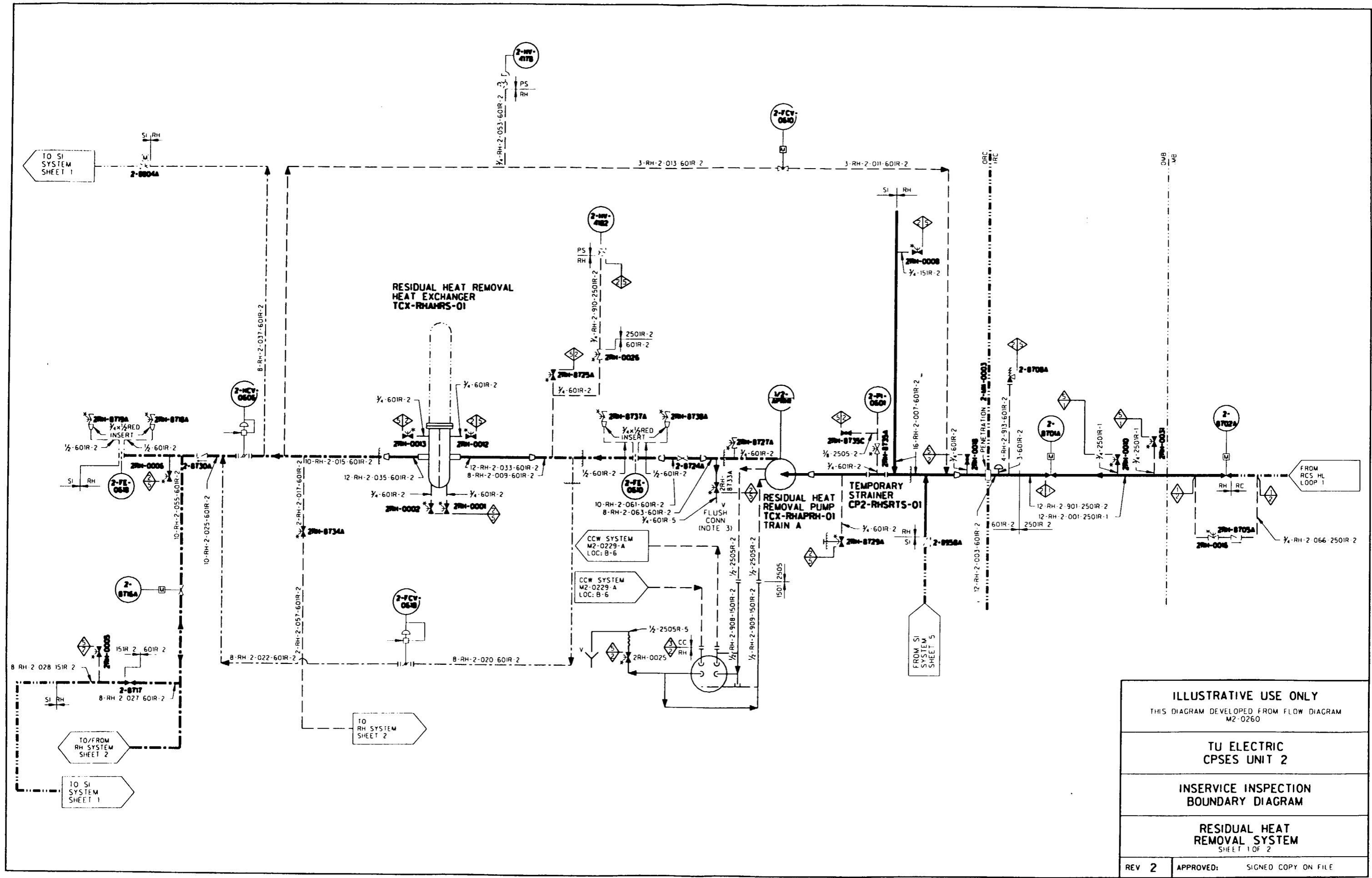
ILLUSTRATIVE USE ONLY
 THIS DIAGRAM DEVELOPED FROM FLOW DIAGRAM
 M2 0250

TU ELECTRIC
 CPSES UNIT 2

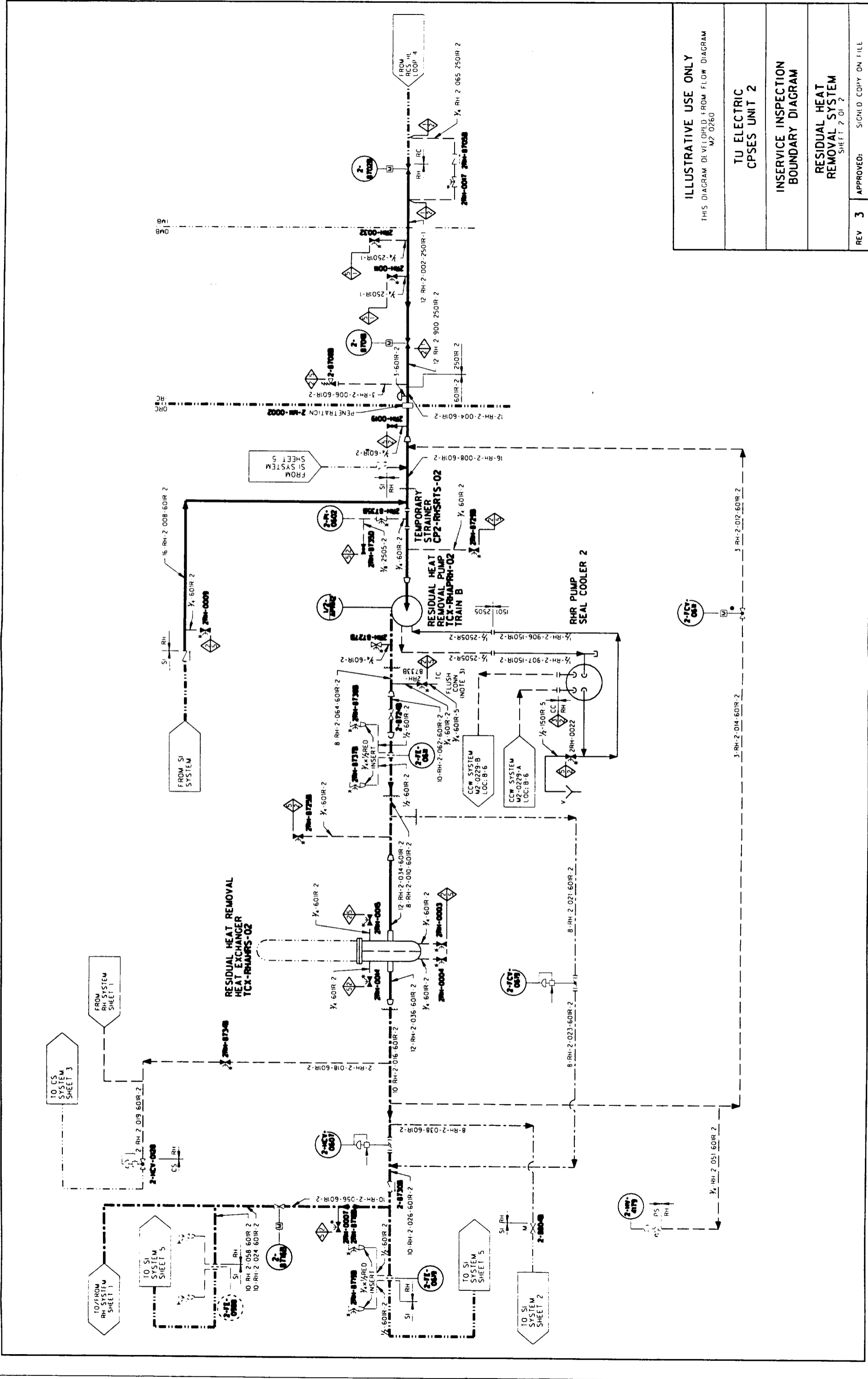
INSERVICE INSPECTION
 BOUNDARY DIAGRAM

REACTOR COOLANT SYSTEM
 SHEET 1 OF 3

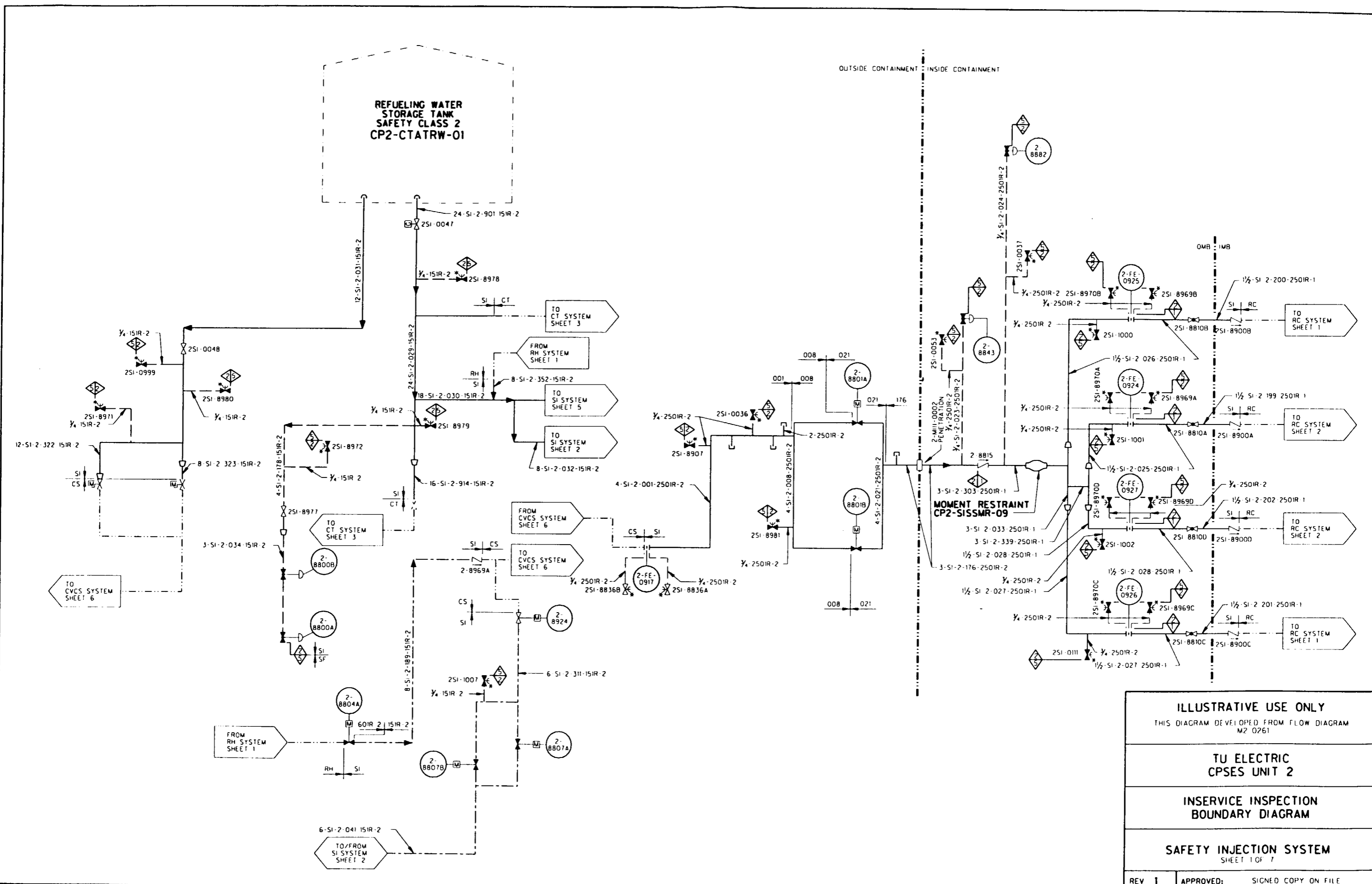
REV 2 APPROVED: SIGNED COPY ON FILE



ILLUSTRATIVE USE ONLY	
THIS DIAGRAM DEVELOPED FROM FLOW DIAGRAM M2-0260	
TU ELECTRIC CPSES UNIT 2	
INSERVICE INSPECTION BOUNDARY DIAGRAM	
RESIDUAL HEAT REMOVAL SYSTEM SHEET 1 OF 2	
REV 2	APPROVED: SIGNED COPY ON FILE



ILLUSTRATIVE USE ONLY	
THIS DIAGRAM DEVELOPED FROM FLOW DIAGRAM M2 0260	
TU ELECTRIC CPSES UNIT 2	
INSERVICE INSPECTION BOUNDARY DIAGRAM	
RESIDUAL HEAT REMOVAL SYSTEM SHEET 2 OF 2	
REV 3	APPROVED: SIGNED COPY ON FILE



ILLUSTRATIVE USE ONLY
 THIS DIAGRAM DEVELOPED FROM FLOW DIAGRAM M2 0261

TU ELECTRIC
 CPSES UNIT 2

INSERVICE INSPECTION
 BOUNDARY DIAGRAM

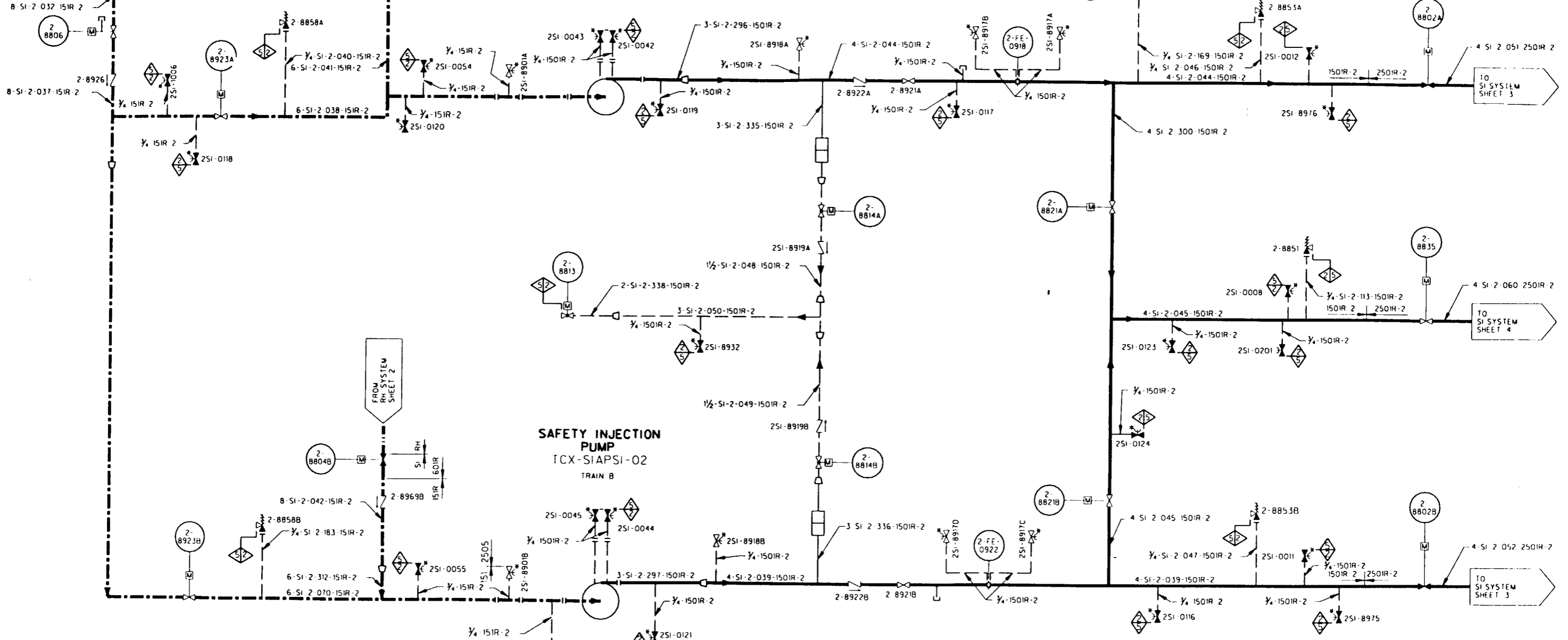
SAFETY INJECTION SYSTEM
 SHEET 1 OF 7

REV 1 APPROVED: SIGNED COPY ON FILE

FROM SI SYSTEM SHEET 1

TO FROM SYSTEM SHEET 1

SAFETY INJECTION PUMP TCX-SIAPSI-01 TRAIN A



SAFETY INJECTION PUMP TCX-SIAPSI-02 TRAIN B

ILLUSTRATIVE USE ONLY

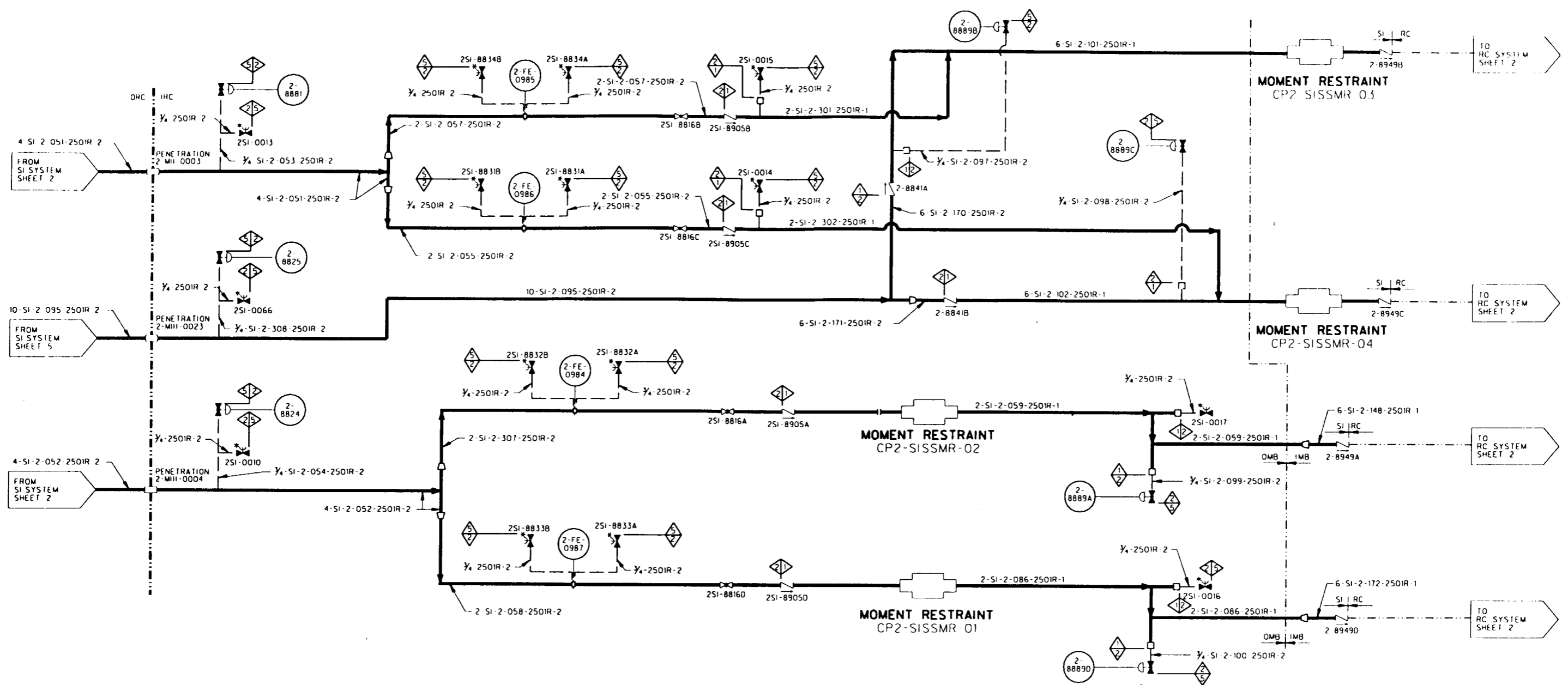
THIS DIAGRAM DEVELOPED FROM FLOW DIAGRAM
M2-0262

TU ELECTRIC
CPSES UNIT 2

INSERVICE INSPECTION
BOUNDARY DIAGRAM

SAFETY INJECTION SYSTEM
SHEET 2 OF 7

REV 1 APPROVED: SIGNED COPY ON FILE



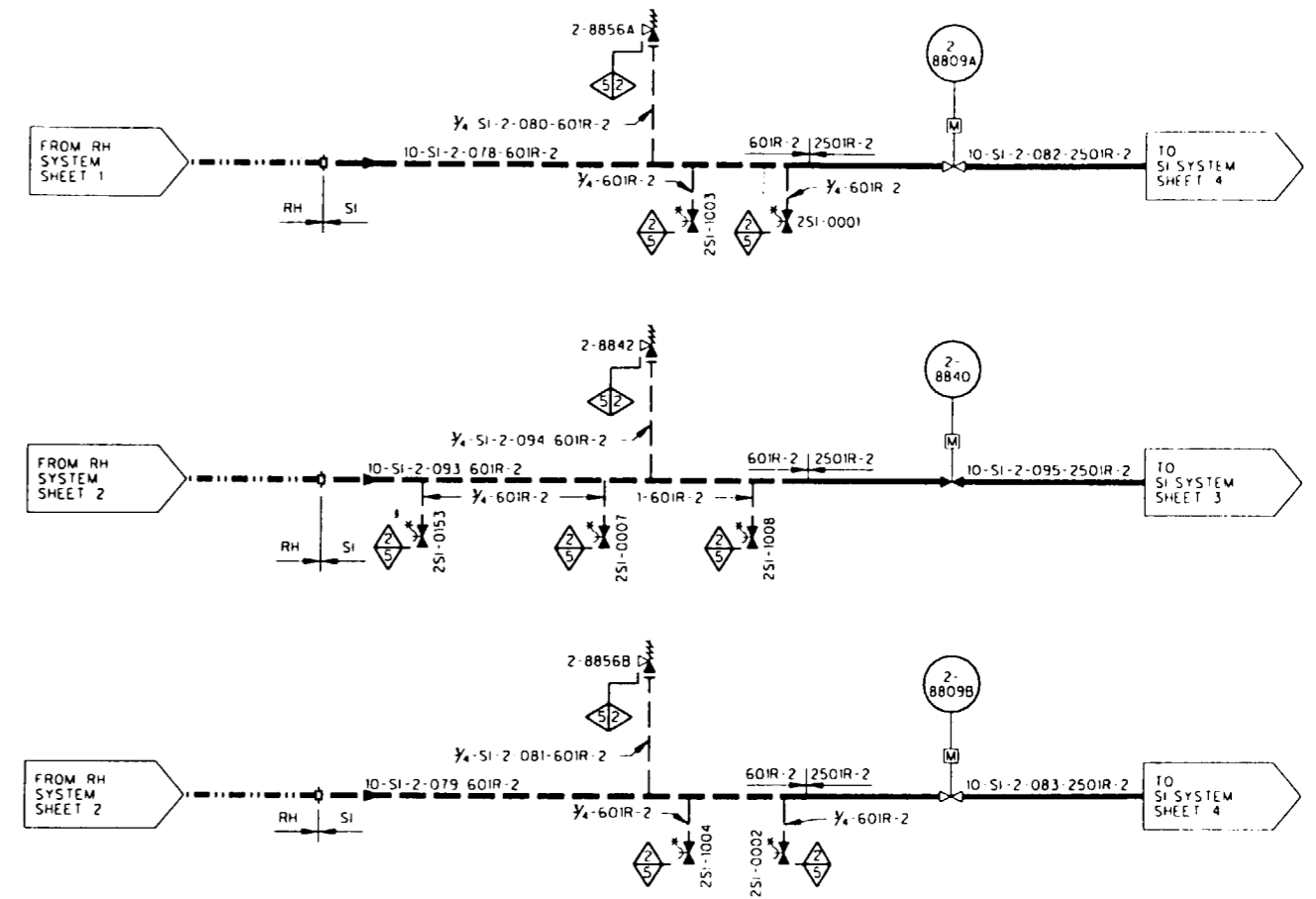
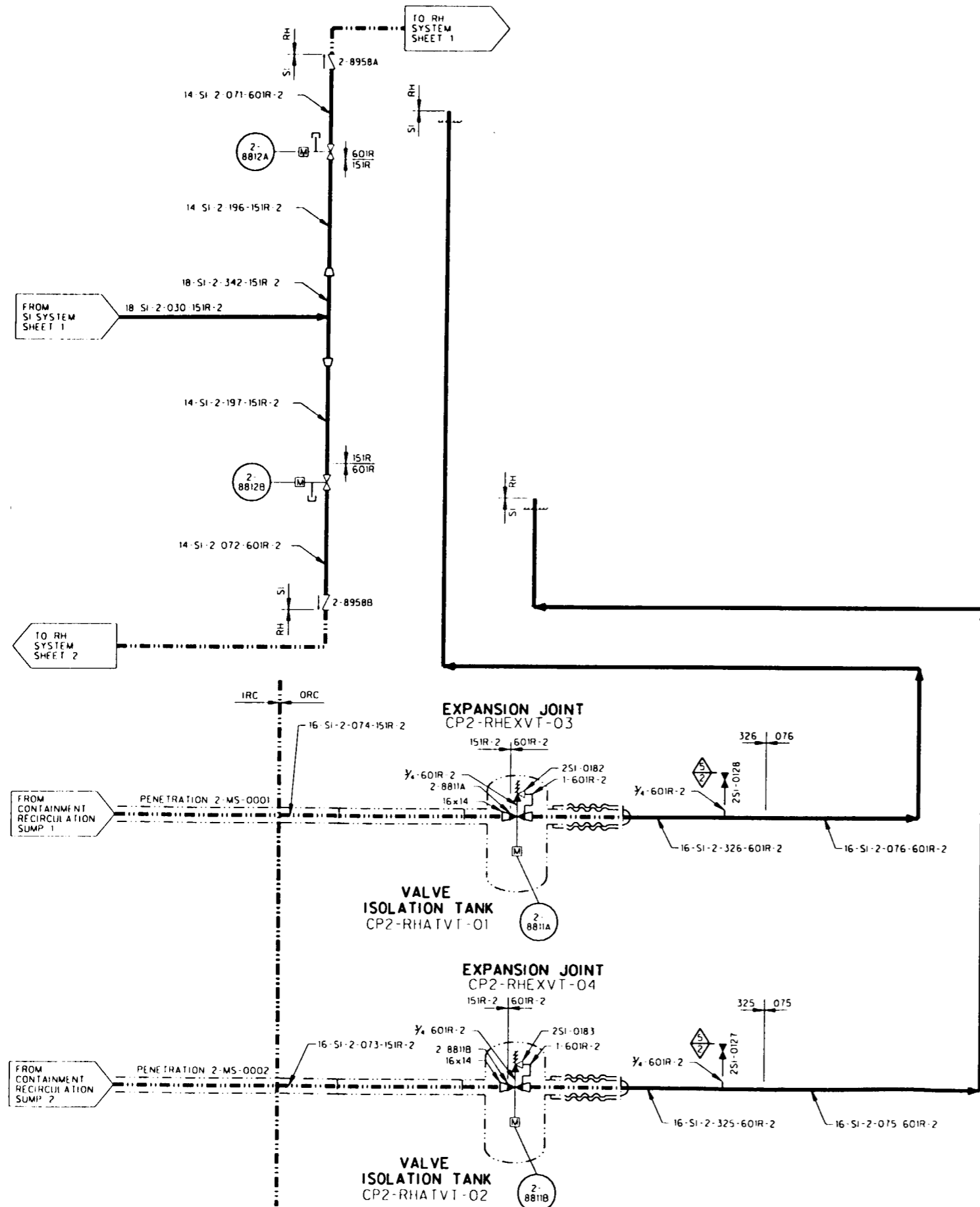
ILLUSTRATIVE USE ONLY
 THIS DIAGRAM DEVELOPED FROM FLOW DIAGRAM
 M2-0263

TU ELECTRIC
 CPSES UNIT 2

INSERVICE INSPECTION
 BOUNDARY DIAGRAM

SAFETY INJECTION SYSTEM
 SHEET 3 OF 7

REV 1 APPROVED: SIGNED COPY ON FILE



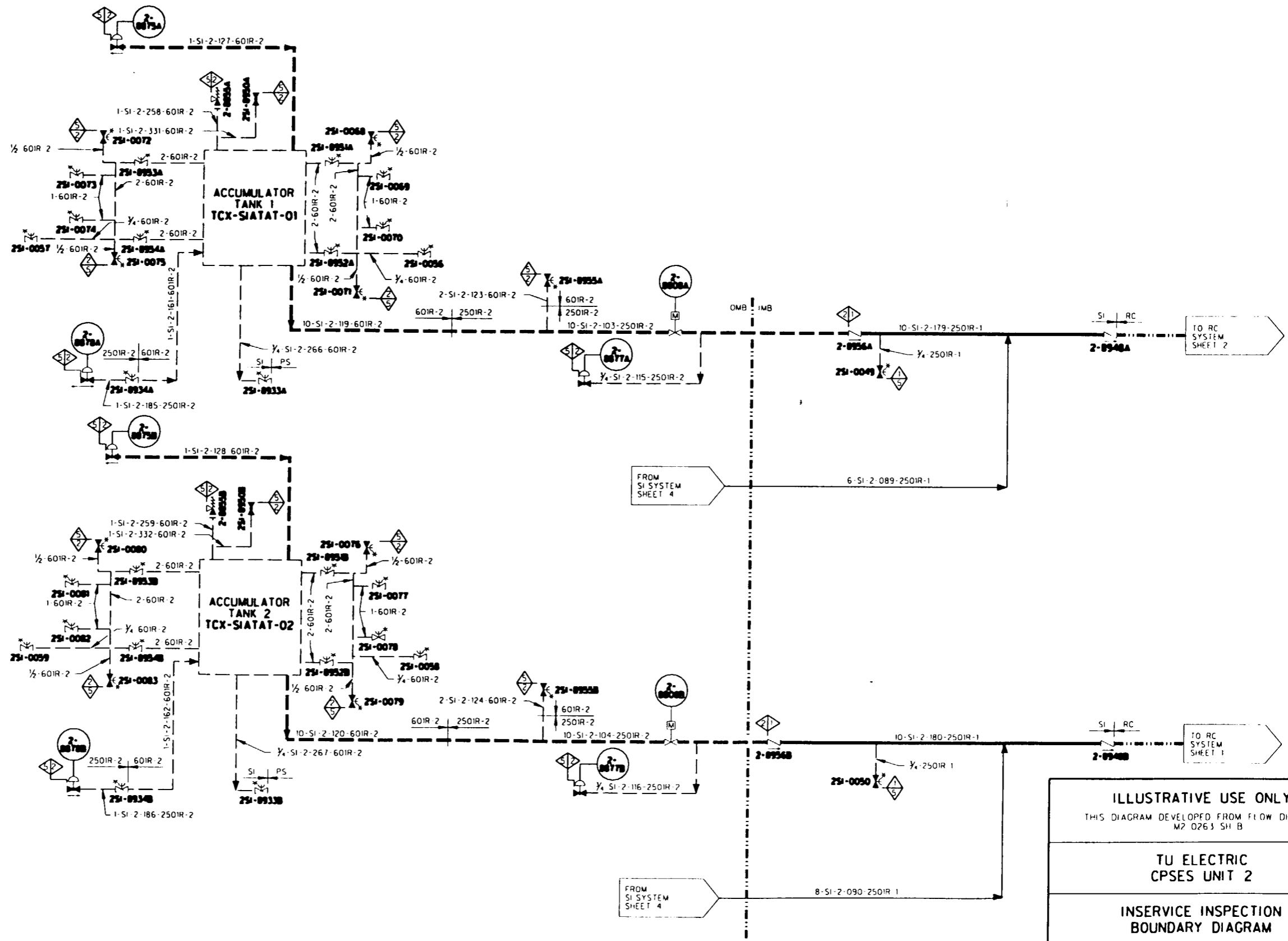
ILLUSTRATIVE USE ONLY
 THIS DIAGRAM DEVELOPED FROM FLOW DIAGRAM
 M2-0263 SH A

TU ELECTRIC
 CPSES UNIT 2

INSERVICE INSPECTION
 BOUNDARY DIAGRAM

SAFETY INJECTION SYSTEM
 SHEET 5 OF 7

REV 1 APPROVED: SIGNED COPY ON FILE



ILLUSTRATIVE USE ONLY
 THIS DIAGRAM DEVELOPED FROM FLOW DIAGRAM
 M2 0263 SH B

TU ELECTRIC
 CPSES UNIT 2

INSERVICE INSPECTION
 BOUNDARY DIAGRAM

SAFETY INJECTION SYSTEM
 SHEET 6 OF 7

REV 1 APPROVED: SIGNED COPY ON FILE

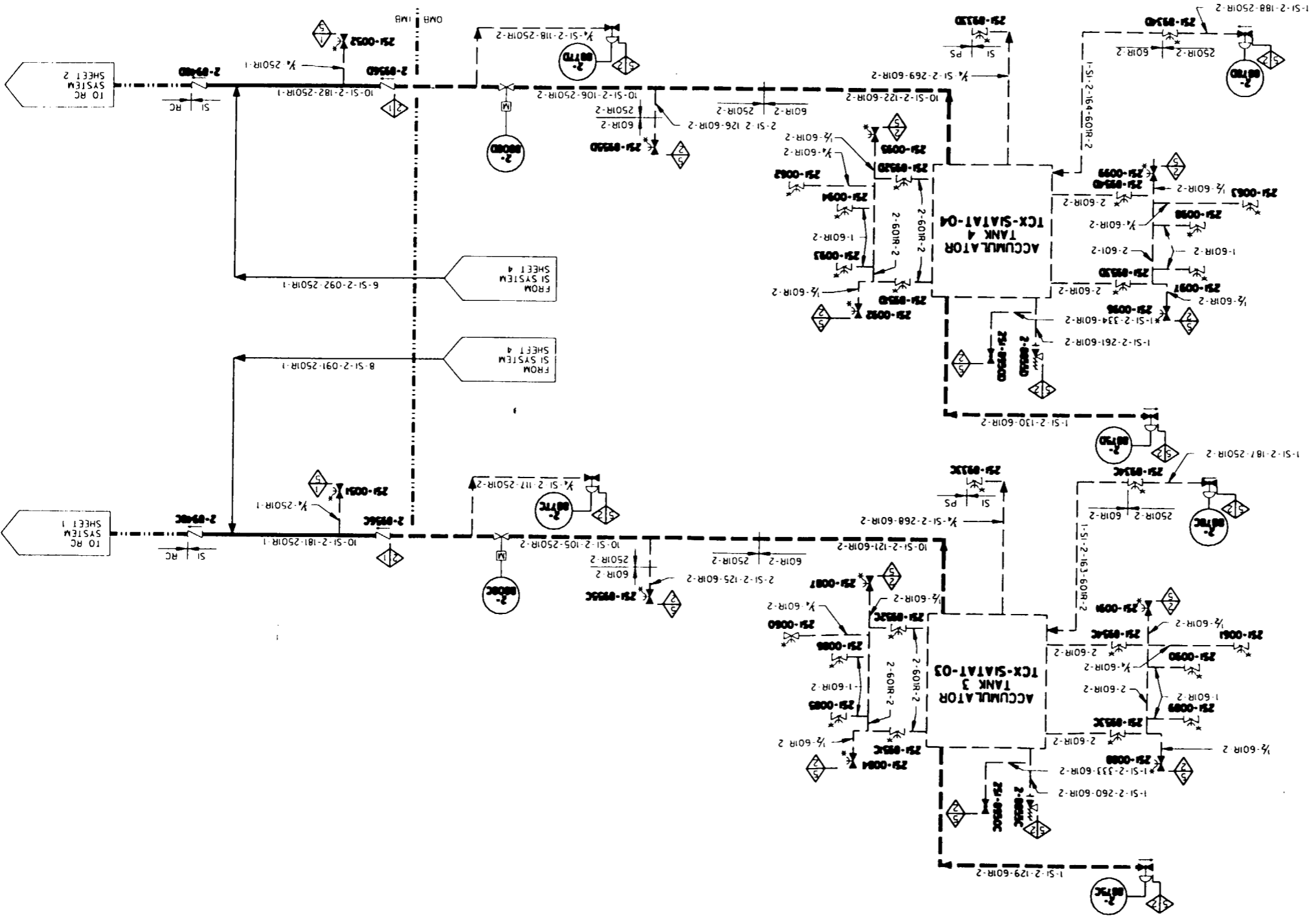
REV 1 APPROVED: _____ SIGNED COPY ON FILE

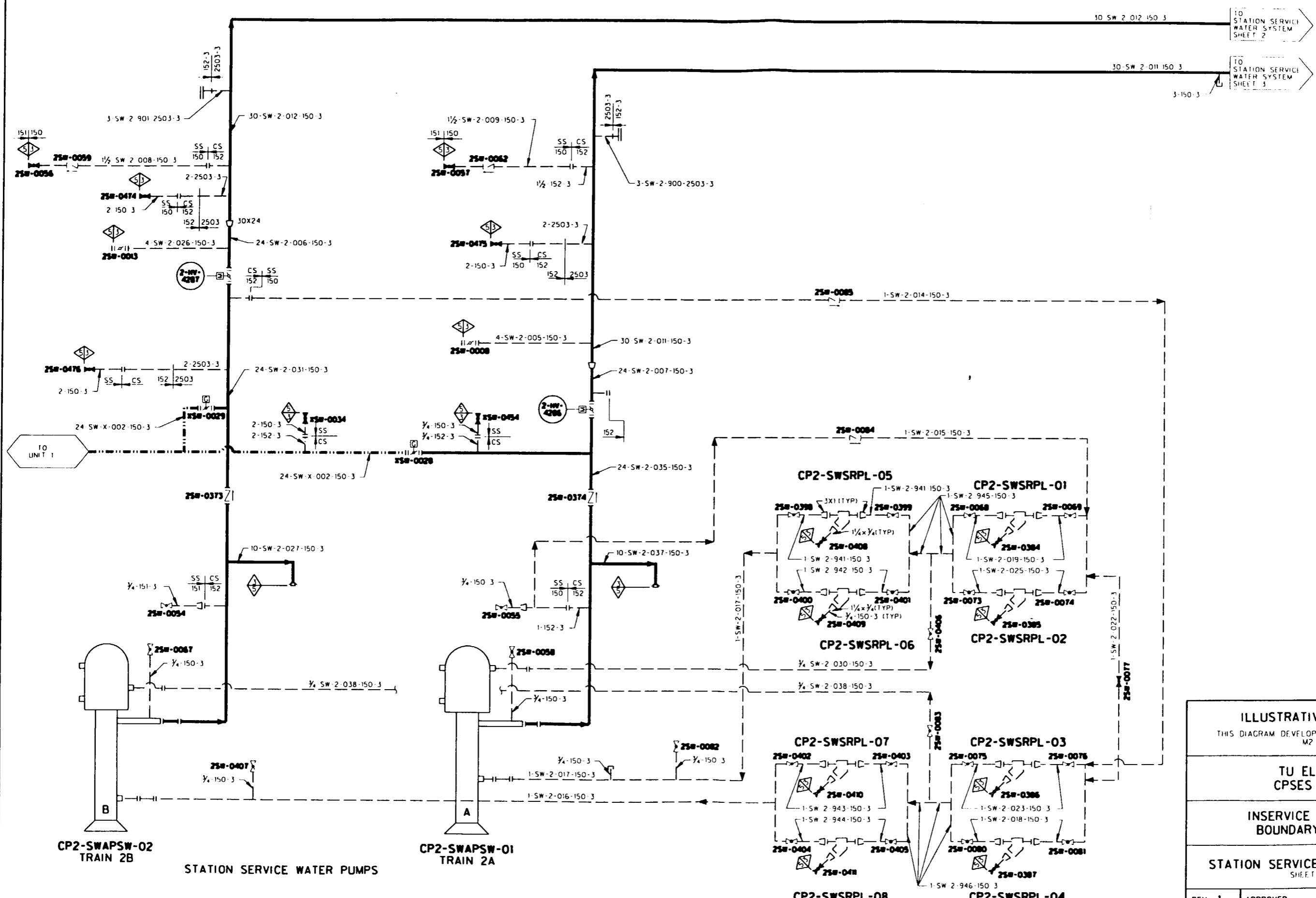
SAFETY INJECTION SYSTEM
SHEET 1 OF 1

INSERVICE INSPECTION
BOUNDARY DIAGRAM

TU ELECTRIC
CPSES UNIT 2

ILLUSTRATIVE USE ONLY
THIS DIAGRAM DEVELOPED FROM FLOW DIAGRAM
M2-0263 SH B





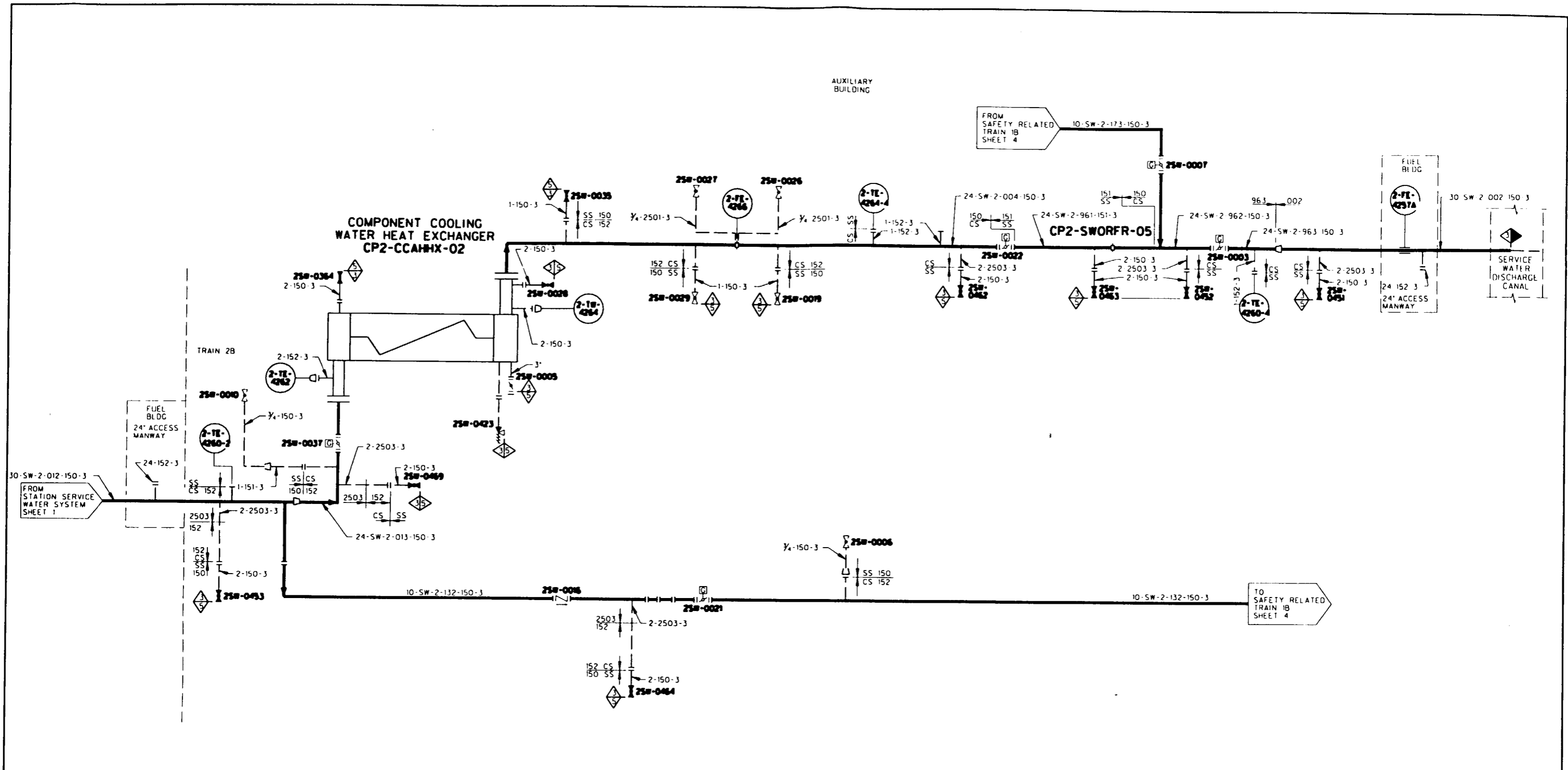
ILLUSTRATIVE USE ONLY
 THIS DIAGRAM DEVELOPED FROM FLOW DIAGRAM
 M2 0233

TU ELECTRIC
 CPSES UNIT 2

INSERVICE INSPECTION
 BOUNDARY DIAGRAM

STATION SERVICE WATER SYSTEM
 SHEET 1 OF 5

REV 1 APPROVED: SIGNED COPY ON FILE



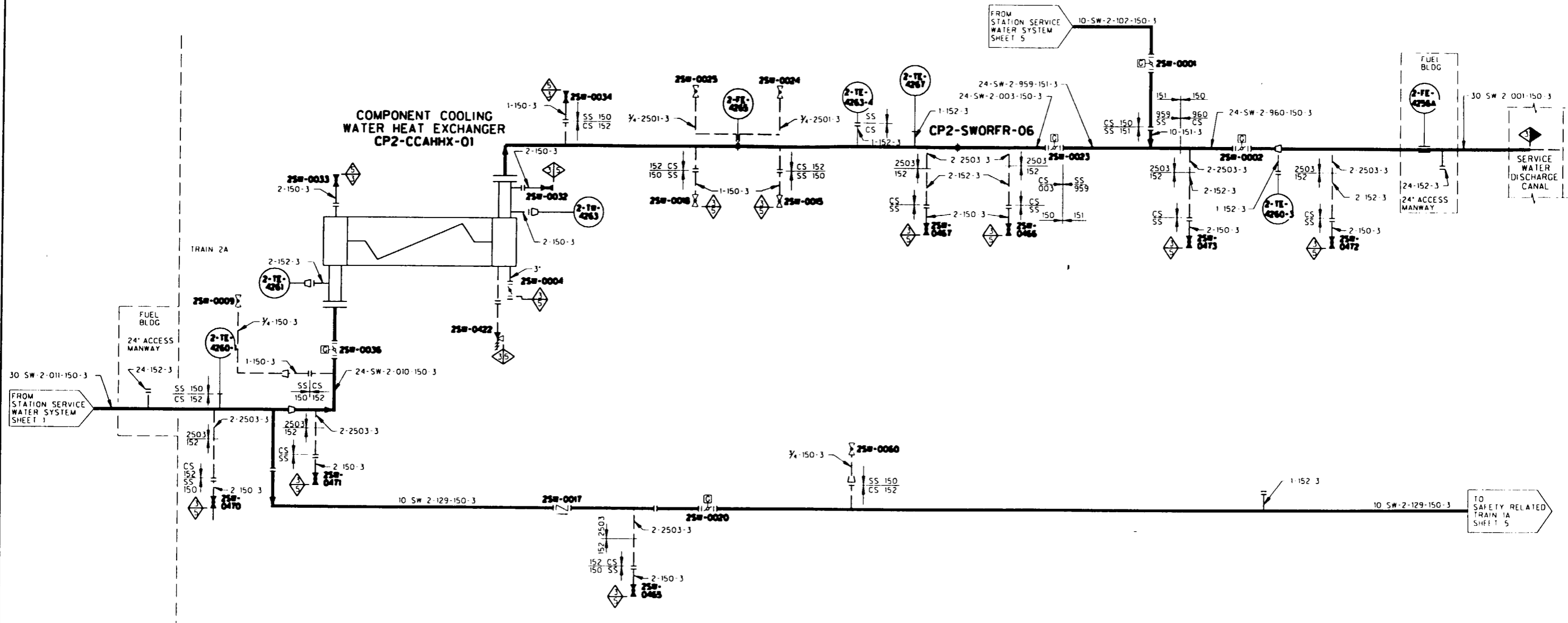
ILLUSTRATIVE USE ONLY
 THIS DIAGRAM DEVELOPED FROM FLOW DIAGRAM
 M2 0233 SH A

**TU ELECTRIC
 CPSES UNIT 2**

**INSERVICE INSPECTION
 BOUNDARY DIAGRAM**

**STATION SERVICE WATER SYSTEM
 SHEET 2 OF 5**

REV 1 APPROVED: SIGNED COPY ON FILE



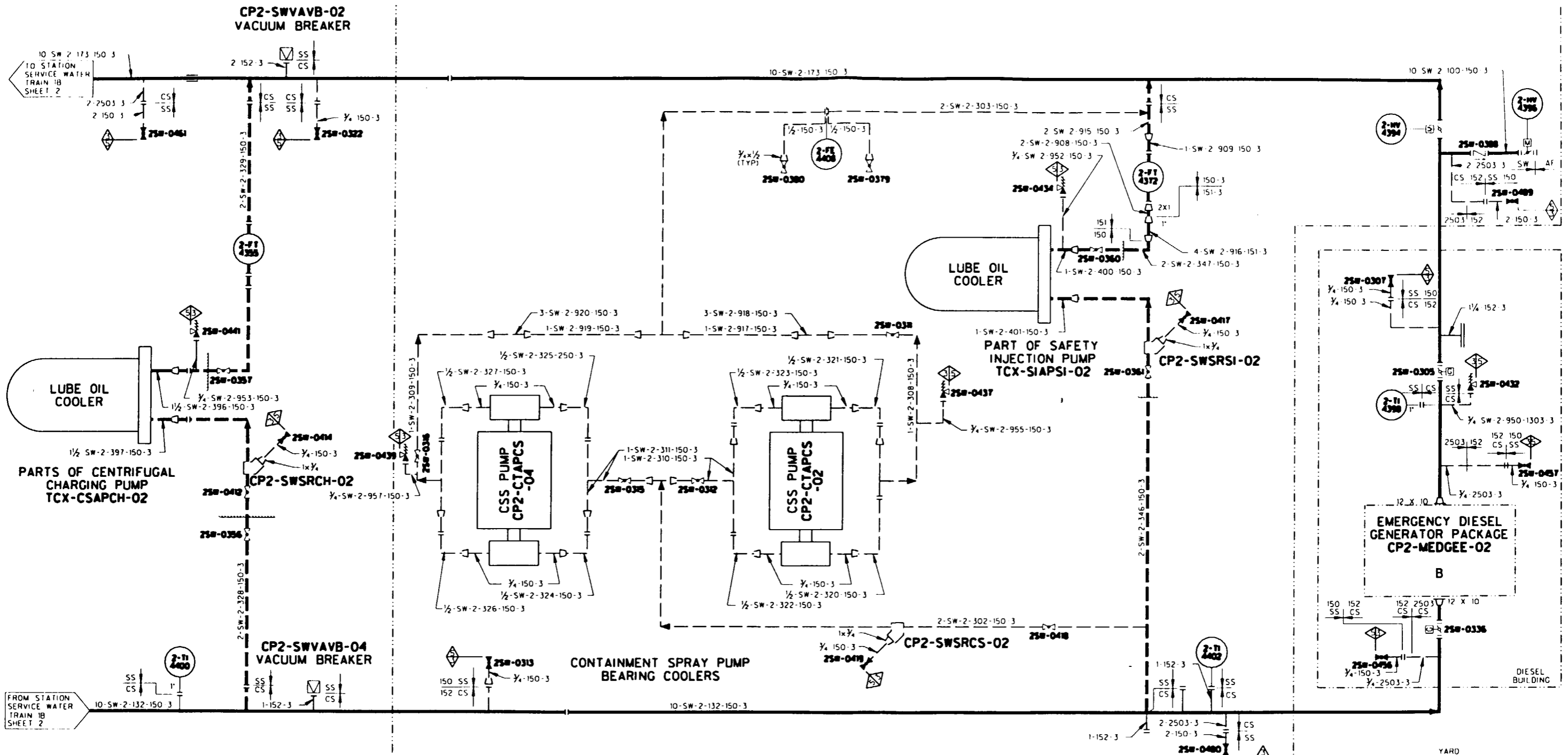
ILLUSTRATIVE USE ONLY
 THIS DIAGRAM DEVELOPED FROM FLOW DIAGRAM
 M2-0233 SH A

TU ELECTRIC
 CPSES UNIT 2

INSERVICE INSPECTION
 BOUNDARY DIAGRAM

STATION SERVICE WATER SYSTEM
 SHEET 3 OF 5

REV 1 APPROVED: SIGNED COPY ON FILE



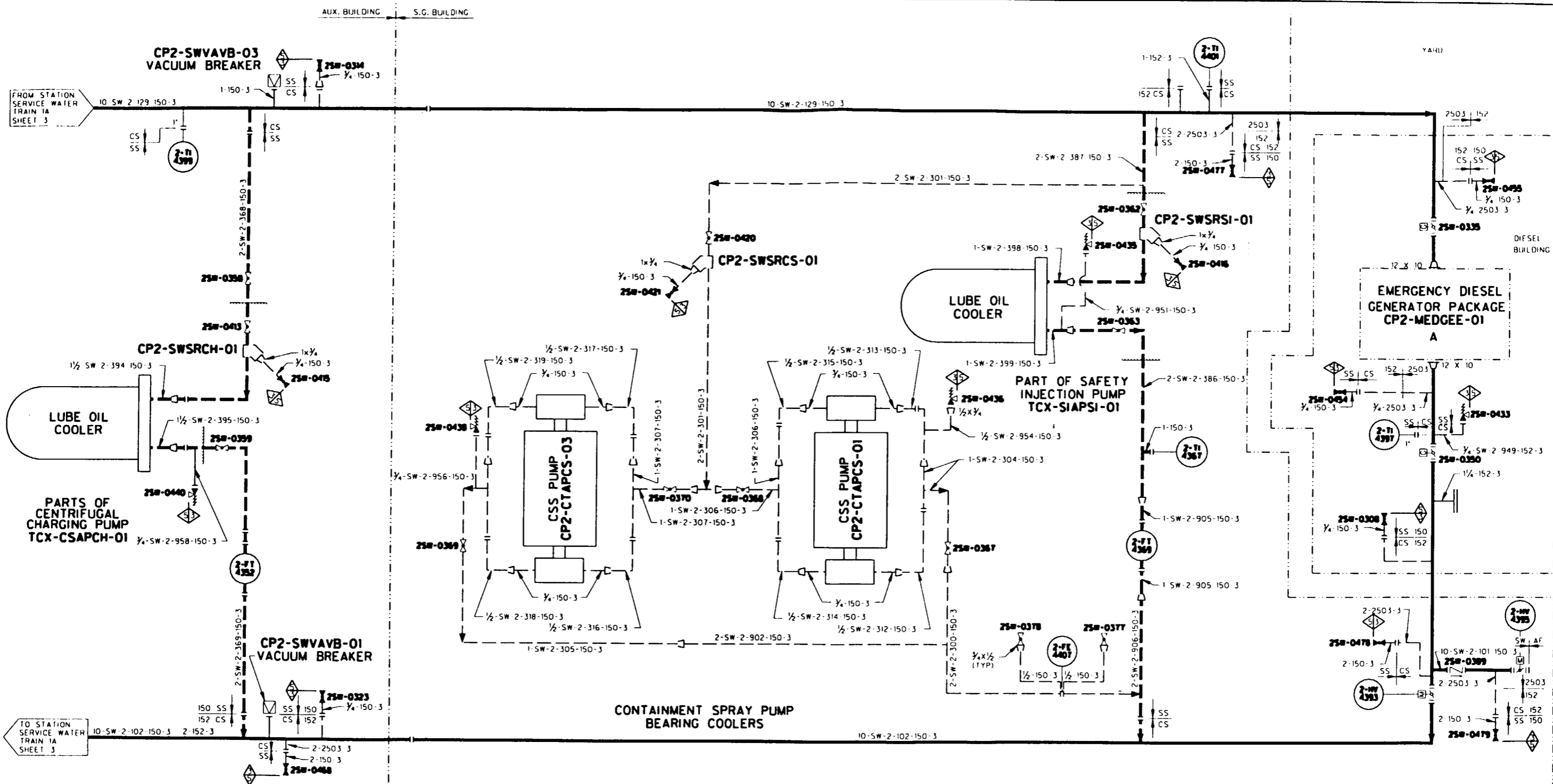
ILLUSTRATIVE USE ONLY
 THIS DIAGRAM DEVELOPED FROM FLOW DIAGRAM
 M2-0234

TU ELECTRIC
 CPSES UNIT 2

INSERVICE INSPECTION
 BOUNDARY DIAGRAM

STATION SERVICE WATER SYSTEM
 SHEET 4 OF 5

REV 1 APPROVED: SIGNED COPY ON FILE



ILLUSTRATIVE USE ONLY
 THIS DIAGRAM DEVELOPED FROM FLOW DIAGRAM
 M2 0234

TU ELECTRIC
 CPSES UNIT 2

INSERVICE INSPECTION
 BOUNDARY DIAGRAM

STATION SERVICE WATER SYSTEM
 SHEET 5 OF 5

REV 1 APPROVED: SIGNED COPY ON FILE