

Probabilistic Liquefaction Analysis

U.S. Army Corps of Engineers

U.S. Nuclear Regulatory Commission
Office of Nuclear Regulatory Research
Washington, DC 20555-0001



DF02

AVAILABILITY NOTICE

Availability of Reference Materials Cited in NRC Publications

NRC publications in the NUREG series, NRC regulations, and *Title 10, Energy, of the Code of Federal Regulations*, may be purchased from one of the following sources:

1. The Superintendent of Documents
U.S. Government Printing Office
P.O. Box 37082
Washington, DC 20402-9328
<http://www.access.gpo.gov/su_docs>
202-512-1800
2. The National Technical Information Service
Springfield, VA 22161-0002
<<http://www.ntis.gov/ordernow>>
703-487-4650

The NUREG series comprises (1) brochures (NUREG/BR-XXXX), (2) proceedings of conferences (NUREG/CP-XXXX), (3) reports resulting from international agreements (NUREG/IA-XXXX), (4) technical and administrative reports and books [(NUREG-XXXX) or (NUREG/CR-XXXX)], and (5) compilations of legal decisions and orders of the Commission and Atomic and Safety Licensing Boards and of Office Directors' decisions under Section 2.206 of NRC's regulations (NUREG-XXXX).

A single copy of each NRC draft report is available free, to the extent of supply, upon written request as follows:

Address: Office of the Chief Information Officer
Reproduction and Distribution
Services Section
U.S. Nuclear Regulatory Commission
Washington, DC 20555-0001
E-mail: <DISTRIBUTION@nrc.gov>
Facsimile: 301-415-2289

A portion of NRC regulatory and technical information is available at NRC's World Wide Web site:

<<http://www.nrc.gov>>

All NRC documents released to the public are available for inspection or copying for a fee, in paper, microfiche, or, in some cases, diskette, from the Public Document Room (PDR):

NRC Public Document Room
2120 L Street, N.W., Lower Level
Washington, DC 20555-0001
<<http://www.nrc.gov/NRC/PDR/pdr1.htm>>
1-800-397-4209 or locally 202-634-3273

Microfiche of most NRC documents made publicly available since January 1981 may be found in the Local Public Document Rooms (LPDRs) located in the vicinity of nuclear power plants. The locations of the LPDRs may be obtained from the PDR (see previous paragraph) or through:

<<http://www.nrc.gov/NRC/NUREGS/SR1350/V9/lpdr/html>>

Publicly released documents include, to name a few, NUREG-series reports; *Federal Register* notices; applicant, licensee, and vendor documents and correspondence; NRC correspondence and internal memoranda; bulletins and information notices; inspection and investigation reports; licensee event reports; and Commission papers and their attachments.

Documents available from public and special technical libraries include all open literature items, such as books, journal articles, and transactions, *Federal Register* notices, Federal and State legislation, and congressional reports. Such documents as theses, dissertations, foreign reports and translations, and non-NRC conference proceedings may be purchased from their sponsoring organization.

Copies of industry codes and standards used in a substantive manner in the NRC regulatory process are maintained at the NRC Library, Two White Flint North, 11545 Rockville Pike, Rockville, MD 20852-2738. These standards are available in the library for reference use by the public. Codes and standards are usually copyrighted and may be purchased from the originating organization or, if they are American National Standards, from—

American National Standards Institute
11 West 42nd Street
New York, NY 10036-8002
<<http://www.ansi.org>>
212-642-4900

DISCLAIMER

This report was prepared as an account of work sponsored by an agency of the United States Government. Neither the United States Government nor any agency thereof, nor any of their employees, makes any warranty, expressed or implied, or assumes

any legal liability or responsibility for any third party's use, or the results of such use, of any information, apparatus, product, or process disclosed in this report, or represents that its use by such third party would not infringe privately owned rights.

BIBLIOGRAPHIC DATA SHEET

(See instructions on the reverse)

1. REPORT NUMBER
(Assigned by NRC, Add Vol., Supp., Rev.,
and Addendum Numbers, if any.)

NUREG/CR-6622

2. TITLE AND SUBTITLE

Probabilistic Liquefaction Analysis

3. DATE REPORT PUBLISHED

MONTH	YEAR
November	1999

4. FIN OR GRANT NUMBER

W6246

5. AUTHOR(S)

M.E. Hynes

6. TYPE OF REPORT

Technical

7. PERIOD COVERED (Inclusive Dates)

June 1995 - July 1999

8. PERFORMING ORGANIZATION - NAME AND ADDRESS (If NRC, provide Division, Office or Region, U.S. Nuclear Regulatory Commission, and mailing address; if contractor, provide name and mailing address.)

U.S. Army Corps of Engineers
Waterways Experiment Station
3909 Halls Ferry Road
Vicksburg, MS 39180-6199

9. SPONSORING ORGANIZATION - NAME AND ADDRESS (If NRC, type "Same as above"; if contractor, provide NRC Division, Office or Region, U.S. Nuclear Regulatory Commission, and mailing address.)

Division of Engineering Technology
Office of Nuclear Regulatory Research
U.S. Nuclear Regulatory Commission
Washington, DC 20555-0001

10. SUPPLEMENTARY NOTES

E.G. Zurflueh, NRC Project Manager

11. ABSTRACT (200 words or less)

This document provides technical bases for formulating probabilistic approaches to liquefaction evaluation. The three basic elements of probabilistic liquefaction analysis are: (1) uncertainty in the earthquake load, (2) uncertainty in the available resistance, and (3) uncertainty in the method of analysis. The probabilistic approach is built from the steps in a deterministic liquefaction analysis; however, the input parameters, such as penetration resistance, site stratigraphy, acceleration, and magnitude, are treated as random variables and the accuracy of the method of analysis is factored in as a part of a capacity-demand model. Uncertainty in the earthquake load is generally treated with a probabilistic seismic hazard analysis, which introduces time as a parameter. The site stratigraphy and engineering properties are generally treated as one-, two-, or three-dimensional random fields. Uncertainty in the method of analysis is generally estimated with logit regression analysis of the field performance data base. It is assumed that the reader has a working knowledge of probability theory, stochastic processes, liquefaction evaluation, and probabilistic seismic hazard analysis calculations.

12. KEY WORDS/DESCRIPTORS (List words or phrases that will assist researchers in locating the report.)

Capacity-demand model
Uncertainty
Logit regression

13. AVAILABILITY STATEMENT

unlimited

14. SECURITY CLASSIFICATION

(This Page)

unclassified

(This Report)

unclassified

15. NUMBER OF PAGES

16. PRICE

Probabilistic Liquefaction Analysis

Manuscript Completed: October 1999
Date Published: November 1999

Prepared by
M. E. Hynes

U.S. Army Corps of Engineers
3909 Halls Ferry Road
Vicksburg, MS 39180-6199

E. G. Zurflueh, NRC Project Manager

Prepared for
Division of Engineering Technology
Office of Nuclear Regulatory Research
U.S. Nuclear Regulatory Commission
Washington, DC 20555-0001
NRC Job Code W6246



ABSTRACT

This document provides a technical basis for formulating probabilistic approaches to liquefaction evaluation. The three basic elements of probabilistic liquefaction analysis are described: (1) uncertainty in the earthquake load, (2) uncertainty in the available resistance, and (3) uncertainty in the method of analysis. The probabilistic approach is built from the steps in a deterministic liquefaction analysis; however, the input parameters, such as penetration resistance, site stratigraphy, acceleration, and magnitude, are treated as random variables and the accuracy of the method of analysis is factored in as part of a capacity-demand model. Uncertainty in the earthquake load is generally treated with a probabilistic seismic hazard analysis which introduces time as a parameter. The site stratigraphy and engineering properties are generally treated as one-, two-, or three-dimensional random fields. Uncertainty in the method of analysis is generally estimated with logit regression analysis of the field performance data base. It is assumed that the reader has a working knowledge of probability theory, stochastic processes, liquefaction evaluation, and probabilistic seismic hazard analysis calculations.

TABLE OF CONTENTS

ABSTRACT iii

PREFACE vi

1 INTRODUCTION 1

2 UNCERTAINTY IN EARTHQUAKE LOAD 1

 2.1 Apparatus 1

 2.2 Probabilistic Site Response 2

 2.3 Artificial Earthquake Records 3

3 UNCERTAINTY IN LIQUEFACTION RESISTANCE 3

 3.1 Calculation of Liquefaction Resistance 3

 3.2 Spatial Modeling of the Soil Deposit 5

4 UNCERTAINTY IN METHOD OF LIQUEFACTION ANALYSIS 6

 4.1 Uncertainty in the Seed-Idriss Chart 6

 4.2 Other Types of Analysis and Inputs 13

 4.2.1 Cone Penetration Test 13

 4.2.2 Shear Wave Velocity, Becker and Large Penetrometer Tests 13

 4.2.3 Arias Intensity and SPT 13

 4.2.4 Liquefiable Fine-Grained Soils 14

 4.2.5 Steady-State Liquefaction Evaluation 14

 4.2.6 Advanced Constitutive Models and Deformation Codes 14

5 CAPACITY-DEMAND MODEL 16

6 DISCUSSION AND CLOSURE 19

REFERENCES 22

APPENDIX A BIBLIOGRAPHY A-1

LIST OF FIGURES

Figure 4.1. Logit results for sands with <12 percent fines after Liao et al. (1988) and Liao (1996) (figure from Youd and Noble 1997) 8

Figure 4.2. Logit results for sands with >12 percent fines after Liao et al. (1988) and Liao (1996) (figure from Youd and Noble 1997) 8

Figure 4.3. Logit results from Youd and Noble (1997) 9

Figure 4.4. Liao et al. (1988) and Youd and Noble (1997) logit results plotted against Seed et al. (1985) curve for clean sands (after Youd and Noble 1997) 10

Figure 4.5. Interim logit results from Dr. Seed (1998) for clean sands 11

Figure 4.6. Interim logit results from Dr. Seed (1998) for <5, 15, and >35 percent fines 12

Figure 4.7. Logit results for Arias Intensity (this study) from data by Kayen and Mitchell (1997).... 15

Probabilistic Liquefaction Analysis

Figure 5.1. Triggering combination of peak ground acceleration and magnitude given $N_{1,60}$ 17
Figure 5.2. Deaggregated PSHA hazard curves for example problem 18
Figure 5.3. Approach to determine annual probability of liquefaction using Arias Intensity 21

LIST OF TABLES

Table 5.1 Probability of Liquefaction Calculation for Example Problem 20

PREFACE

The study described in this report was performed by the U.S. Army Engineer Waterways Experiment Station (WES) for the U.S. Nuclear Regulatory Commission (NRC) under Inter-Agency Agreement RES-95-008 during the period June, 1995, to January, 1999. The study was directed by Mr. Robert Kornasiewicz and Dr. Ernst Zurflueh, Office of Nuclear Regulatory Research, NRC.

The report was prepared by Dr. Mary Ellen Hynes, Chief, Earthquake Engineering and Geophysics Branch, Earthquake Engineering and Geosciences Division (EEGD), Geotechnical Laboratory (GL), WES. General supervision was provided by Dr. Lillian D. Wakeley, Acting Chief, EEGD, and Dr. William F. Marcuson III, Director, GL.

The author would particularly like to thank the reviewers, Dr. John C. Christian, Dr. Carl J. Costantino, Dr. Raymond B. Seed, and Dr. Robert V. Whitman, for their thoughtful and constructive reviews. Their comments have significantly improved the content of this report.

At the time of preparation of this report, Director of WES was Dr. Robert W. Whalin. Commander was COL Robin R. Cababa, EN.

1 INTRODUCTION

The professional literature has numerous papers on probabilistic liquefaction analysis as shown in Appendix A. The three basic elements of probabilistic liquefaction analysis are: (1) uncertainty in the earthquake load, (2) uncertainty in the available resistance, and (3) uncertainty in the method of analysis. The probabilistic approach is built from the steps in a deterministic liquefaction analysis (see for example Koester, Sharp, and Hynes 1999); however, the input parameters, such as penetration resistance, site stratigraphy, acceleration, and magnitude, are treated as random variables and the accuracy of the method of analysis is factored in as part of a capacity-demand model (see for example Benjamin and Cornell 1970). Uncertainty in the earthquake load is generally treated with a probabilistic seismic hazard analysis (Cornell 1968, Frankel et al. 1996) which introduces time as a parameter. The site stratigraphy and engineering properties are generally treated as one-, two-, or three-dimensional random fields (see for example VanMarcke 1983, Journel 1989, Wackernagel 1995). Uncertainty in the method of analysis is generally estimated with logit regression analysis of the field performance data base (see for example Liao, Veneziano, and Whitman 1988; Liao 1996; and Liao and Lum 1998). A logit regression was developed in this study for a relatively new empirical liquefaction chart using Arias Intensity (Kayen 1993; Kayen and Mitchell 1997).

This report describes these three basic elements of probabilistic liquefaction analysis and the formulation of the capacity-demand model. More detail is provided on uncertainty in the method of analysis; probabilistic seismic hazard analysis and random fields are well covered elsewhere in the literature. This report does not discuss the consequences of liquefaction, such as increased pore water pressures, settlement, deformations, slope instability, and reduced strength, stiffness, and bearing capacity; however, probabilistic treatment of these consequences uses the same techniques as the probabilistic liquefaction analysis model developed in this report, namely a capacity/demand type of probabilistic model based on a more complex model of liquefaction and consequent soil behavior and deformations. It is assumed that the reader has a working knowledge of probability theory, stochastic processes, liquefaction evaluation, and probabilistic seismic hazard analysis calculations. This report provides a structured summary of the literature and current practice in this topic area, and presents some additional contributions, research in progress, and recommendations. There are many researchers who have contributed to this topic area; a limited selection of contributions are discussed in the text. In an effort to provide a broader list of contributions, a bibliography on probabilistic liquefaction analysis is provided in Appendix A.

2 UNCERTAINTY IN EARTHQUAKE LOAD

2.1 Apparatus

Probabilistic seismic hazard analysis (PSHA) is widely used in engineering practice and has evolved with increasing sophistication over the years since it was first formulated by Cornell (1968) to its current application in USGS earthquake hazard maps (Frankel et al. 1996). A PSHA is a model for estimating the frequency of occurrence of earthquakes of various sizes for each source zone that affects a site and combining their contributions to the probability of exceeding a particular ground motion parameter at a site within a specified time period. Although PSHA has advanced in its sophistication and use over the years, it is not a perfect descriptor of the natural process of earthquake occurrence. There are shortcomings in its formulation and the data base for input parameters. These shortcomings are well documented

2. Uncertainty in Earthquake Load

by Krinitzsky (1993a, 1993b, 1995a, and 1995b). Nevertheless, PSHA is the best tool available at this time for attempting to quantify uncertainty in earthquake ground motions in future time and space.

The basic steps in a PSHA are: (1) identify seismic source zones that could affect the site; (2) for each source zone, determine maximum or characteristic earthquake size and recurrence relationships which relate frequency of occurrence to earthquake size; (3) for each source zone and ground motion parameter of interest, select an attenuation relationship which accounts for changes in the parameter as a function of the distance from the source to the site; and (4) combine the probability of exceedance contributions from each source zone for the time period of interest.

Attenuation functions exist for many types of ground motion parameters, source types, and site conditions. Advances are being made in direct calculation of site motions from energy release at the source; however, development, validation, and quantification of uncertainty in these advanced seismology models were still in progress at the time of this study.

The ground motion parameter needed from the PSHA depends on the type of liquefaction analysis used. For example, Simos, Costantino, and Reich (1995) use power spectral density for stochastic modeling of the earthquake and probability density functions for the engineering properties of their two-phase (soil-water) analytical technique. Hwang and Lee (1991) use the Iwasaki et al. (1982) liquefaction potential index and moment magnitude. Todorovska (1998) uses seismic wave energy determined from the Fourier spectrum of strong motion velocity with an empirical liquefaction model. Cao and Law (1991) also use an energy approach with an empirical liquefaction model. Kayen's (1993) approach uses Arias Intensity of the acceleration in the liquefiable layer.

The most widely used and accepted type of liquefaction analysis is the Seed-Idriss approach (see for example Youd and Idriss 1997). The Seed-Idriss simplified method has evolved to a practical form since 1971 (Seed and Idriss 1971; Seed, Idriss, and Arango 1983; Seed et al. 1985; Idriss 1999). The simplified method uses the earthquake magnitude and peak site acceleration to estimate cyclic shear stresses in the soil deposit. Changes in site response with depth and magnitude are quantified by a factor r_d , which has been determined primarily from numerical wave propagation calculations (Idriss 1999).

2.2 Probabilistic Site Response

Incoming earthquake ground motions are modified as they propagate through the soil deposits at a site. The resulting cyclic shear stresses and acceleration response in the soil deposit depend on the stratigraphy (thickness, depth, and areal extent of various soil units, depth to rock) and engineering properties of the soil units (such as soil type, density, stiffness, modulus changes with cyclic straining). Rigorous probabilistic modeling of all the parameters that affect site response to incoming ground motions has been attempted by various researchers. Popescu, Deodatis, and Prevost (1996) use multi-dimensional, multi-variate, non-Gaussian homogeneous stochastic fields to investigate the effect of varying soil stratigraphy and properties on site response. Arango et al. (1996) present an alternative approach that uses simplified one-dimensional site response calculations together with a simplified deaggregated seismic hazard to yield an estimate of probability of liquefaction. Other researchers have used fuzzy logic to incorporate uncertainty in site response (Rahman and El Zahaby 1997; Zhou, Su, and Fan 1992).

Three-dimensional modeling of the soil deposits at a site and the resulting physical distribution of response can provide very useful information for sites with complex geomorphology, topographic relief, and varying bedrock surface. Also, many parameters are physically and statistically correlated, which further complicates a rigorous analysis (for example, soil density, stiffness, and confining stress).

Consequently, a probabilistic site response analysis with many variable parameters and statistical regressions for estimation is not necessarily better than a more simplified approach.

2.3 Artificial Earthquake Records

Probabilistic techniques have been used to generate artificial earthquake records. Artificial earthquake records can be divided into two groups: those that derive from signal processing techniques and those that derive from physical modeling of wave propagation.

Frequency domain and time domain signal processing techniques have been widely used to generate artificial earthquake records that are consistent with prescribed power density spectra or response spectra; these records are particularly applicable for linear elastic analyses typically used in structural dynamics. These records are appealing to an analyst because they are easy to manipulate numerically. However, such artificial records have too much energy throughout the frequency spectrum compared to natural records. Such records should not be used for an analysis that includes nonlinear effects. Consequently, such records are not recommended for evaluation of liquefaction and consequent stability and nonlinear deformation analyses. If such records are used for a probabilistic liquefaction analysis, a reality check with actual records would help to evaluate confidence in the results.

Advances in seismology have resulted in three-dimensional wave propagation codes to estimate source to site transmission of earthquake motions. These codes generally are limited to low frequency output since the computational requirements to capture source to site characteristics are so demanding. Costantino (1999) cites an example in which the computations had to be limited to a two-dimensional configuration in order to even approach 2 Hz capability in the output, while mesh size characteristics severely limited site descriptions. Seed (1998) describes developments to statistically "roughen" the rupture/release of energy to capture higher frequency motions. Although the progress in this work is very promising, development, validation, and quantification of uncertainty in these advanced seismology models were still in progress at the time of this study, as noted above.

3 UNCERTAINTY IN LIQUEFACTION RESISTANCE

3.1 Calculation of Liquefaction Resistance

Almost any soil can be liquefiable. Typically, liquefaction is observed in the form of surface sand boils from loose, saturated, or nearly saturated, Pleistocene or younger, water-laid deposits at depths less than 50 ft. These observations do not preclude the occurrence of liquefaction at greater depths. Gravels, sands, silts, and high water content, low plasticity clays, and mixtures of these soil types can liquefy if shaken hard enough and long enough. Low permeability layers, if present, can trap developing high pore water pressures; consequently, even thin layers of potentially liquefiable materials may be damaging.

Probabilistic analysis of liquefaction resistance follows from the form of deterministic analysis used. Deterministic liquefaction evaluation methods are either analytical (constitutive models based on first principles of soil behavior), empirical (field observations and laboratory testing), or a combination of the two. The 1997 evolution of the Seed-Idriss procedure is the standard recommended for practice at the time of this writing (Youd and Idriss 1997), and is the focus of this section. Additional liquefaction evaluation methods are mentioned at the end of this section.

3. Uncertainty in Liquefaction Resistance

The liquefaction resistance of a soil in the empirical Seed-Idriss procedure is determined from $N_{1,60}$, defined as the Standard Penetration Test (SPT) blowcount corrected to a confining stress of 1 atm and an energy efficiency of 60 percent. The liquefaction resistance in terms of a cyclic shear stress ratio is:

$$\tau_{cy} / \sigma_v' = f(N_{measured} \times (E/60) \times C_N + K_F) \times K_M \times K_\sigma \times K_\alpha \times \dots \quad (3.1)$$

where

- $N_{measured}$ = SPT blowcount measured in the field
- E = energy efficiency of the equipment used in the field
- C_N = overburden correction to convert $N_{measured}$ to a confining stress of 1 atm
- K_F = fines content correction
- K_σ = overburden correction factor for cyclic shear strength
- K_α = initial shear stress correction factor
- K_M = magnitude correction factor
- $f()$ = is defined by the Seed-Idriss chart
- τ_{cy} / σ_v' = cyclic shear strength / vertical effective confining stress

Note that $(N_{measured} \times (E / 60) \times C_N)$ is equal to $N_{1,60}$, and $(N_{measured} \times (E / 60) \times C_N + K_F)$ is equal to an equivalent clean sand $N_{1,60}$. Each of the factors noted in Equation 1 can be treated as a random variable; however $N_{measured}$, C_N , K_F , K_σ and K_α are correlated to each other. The factors K_σ and K_α , estimated from laboratory tests, are applied to the chart strength values to extend the chart beyond the field performance data base. Additional factors have been developed for age, overconsolidation, and other aspects that influence liquefaction resistance, but they are not usually applied in practice.

The magnitude correction factor, K_M , has been studied by a number of researchers since its introduction by Seed and Idriss in 1982 (Ambraseys 1988, Idriss 1999, Arango 1996, Youd and Noble 1997, Youd and Idriss 1997, and Liao and Lum 1998). For a magnitude 6 earthquake, K_M ranges from 1.32 (Seed and Idriss 1982) to 2.92 (Youd and Noble 1997). In their statistical analyses, Liao and Lum concluded that the Seed and Idriss (1982) relationship for K_M best fits the Liao and Whitman (1986) database. Youd and Idriss (1997) recommended using K_M values similar to Idriss (1997); for a magnitude 6 earthquake, $K_M = 1.76$, compared to 1.32 from Seed and Idriss (1982). Values for K_M are still under study. Liao and Lum (1998) provide an example of the impact of K_M on probabilistic analysis of liquefaction and risk analysis for Keenleyside Dam.

Silva and Costantino (1999) have examined liquefaction data from the Northridge and Kobe earthquakes and recommend an additional correction factor for distance. They note that empirical liquefaction correlations are based mainly on distant events and cannot easily treat close-in "fling effects," or exaggerated vertical ground motions as measured in the Northridge and Kobe earthquakes, for which the fault ruptures occurred very near the recording instruments.

Cyclic shear strength can also be estimated with laboratory tests that can be used to develop site specific relationships for K_F , K_σ and K_α , and better define C_N for the materials and stress range of interest at the site (see for example Koester, Sharp, and Hynes 1999). Like blowcounts, laboratory tests are not perfect measurements of in situ cyclic shear strength. The test results are altered by unavoidable disturbance that occurs during sampling, changes in density and stress state in the sample as it is extracted from the field and prepared for testing, and loading and boundary conditions in the testing apparatus that do not perfectly simulate field conditions and earthquake loads.

Reconstituted specimens have been widely used by researchers to investigate liquefaction potential. These specimens are constructed either by pluviation or moist-tamped or moist-vibrated layers. Laboratory test results are available for gravels, sands, silts, clays, and mixtures of these soil types. Hynes and Olsen (1998) have shown that reconstituted pluviated specimens underestimate in situ cyclic shear strength by a factor of two to three at a confining stress of one atm; this error becomes smaller as confining stresses increase. Hynes and Olsen (1998) have shown that specimens constructed by moist-tamped or moist-vibrated layers may overestimate in situ cyclic strength at low relative densities and underestimate cyclic strength at high relative densities. The problem is that the reconstruction process does not duplicate or preserve stress history, fabric, or aging effects that are present in situ. Pluviated specimens may be representative of recently dredged or recently liquefied materials, but with time, the deposit will densify, develop stress history, etc., and its cyclic strength will usually increase. Consequently, laboratory testing of reconstructed specimens is not a panacea to the deterministic or probabilistic modeling problem.

At this time, there is no clearly established "best" procedure for modeling these uncertainties in cyclic shear strength. In spite of the many uncertainties and correction factors involved, the Seed-Idriss-Arango 1983 chart for liquefaction based on SPT measurements has performed well in distinguishing liquefiable from nonliquefiable materials during the 16 years of field observations since 1983. The implication is that a rigorous probabilistic treatment of all contributing factors to uncertainty in calculating liquefaction resistance may overestimate actual uncertainty. An alternative is to incorporate uncertainty estimates from expert elicitation; this approach has its problems (Kahneman, Slovic, and Tversky 1982; Hynes and VanMarcke 1975), but can introduce engineering and geological expertise that is missing in a purely mathematical analysis.

3.2 Spatial Modeling of the Soil Deposit

For simplicity, let us assume that if N_{measured} is known, then an equivalent clean sand $N_{1,60}$ can be determined with certainty. The problem now becomes modeling the variability in N_{measured} throughout the volume of the soil deposit, since only a few locations will have actual measurements. Geostatistics (Journel 1989, Wackernagel 1995) and random fields (VanMarcke 1983; Popescu, Deodatis, and Prevost 1996) provide numerical techniques for stochastic modeling of this three-dimensional stratigraphy problem, which includes thickness, orientation, and continuity of layers, depth to rock, surface topography, and varying blowcounts. Variograms, kriging, and autocorrelation are techniques used in a stochastic model to estimate properties and uncertainties for materials between measured points in the three-dimensional space of the deposit. A shortcoming of this purely mathematical treatment of geomorphologic data is the absence of knowledge of the processes of deposition and erosion which formed the deposit being modeled. This geologic knowledge and expertise reduces the degree of uncertainty below the values calculated in stochastic models.

If the subsurface geology is not very complex and the location, thickness, and extent of a potentially liquefiable, low blowcount layer can be defined, the problem is greatly simplified. What is needed is a probability density function that represents the uncertainty and variability of the average $N_{1,60}$ over the low blowcount layer. The average $N_{1,60}$ values in the low blowcount layers for liquefied and nonliquefied sites are the values used to develop the Seed-Idriss chart. The probability distribution for an average $N_{1,60}$ has a smaller standard deviation than the distribution for a point value of $N_{1,60}$.

Safety factors in a Seed-Idriss liquefaction analysis are used to estimate residual excess pore pressures for follow-on analyses such as pore pressure redistribution and dissipation, slope stability, bearing capacity, and deformations. The concept is that safety factors against liquefaction greater than unity may still

4. Uncertainty in Method of Liquefaction Analysis

result in damaging levels of residual excess pore pressure from cyclic shaking. Vasquez-Herrera and Dobry (1989) found that if residual excess pore pressures of 40 percent or greater, but less than 100 percent, were generated in a liquefiable soil (strain softening stress-strain curve under undrained conditions), then the soil would creep (deformation under constant load) until a triggering strain level was reached; then the soil would liquefy and its strength would drop to the steady-state or residual strength. Ishihara (1985) and Hynes (1988) show that safety factors against liquefaction of about 1.15 to 1.25 correspond to residual excess pore pressures of 40 percent. Consequently, in a risk analysis, the probability of liquefaction may be centered on a safety factor of 1.2 (± 0.05) rather than unity.

Since $N_{1,60}$ typically has considerable variability in a natural deposit, liquefaction at a single point has a relatively large probability of occurrence (given sufficient loading). Liquefaction over a surface or volume of sufficient size to cause a problem to a structure has a lower probability. However, due to the communication of high pore water pressures to the surrounding material, the effective size of the liquefied zone may be larger than its geometric boundaries. This is observed in the results of effective stress analyses for design of remedial measures that involve rapid dissipation of earthquake-induced residual excess pore pressures (for example, stone columns to increase permeability and shorten the drainage path; see Ledbetter and Finn (1993); Finn, Ledbetter, and Marcuson 1994); these analyses indicate that a liquefaction-resistant layer may develop high residual excess pore pressures if adjacent to liquefied layers. An assessment of the effective volume of potentially liquefiable materials from effective stress analyses may assist in developing cross sections for follow-on stability and deformation analyses and in a risk analysis.

4 UNCERTAINTY IN METHOD OF LIQUEFACTION ANALYSIS

4.1 Uncertainty in the Seed-Idriss Chart

The 1997 evolution of the Seed-Idriss procedure is the standard recommended for practice (Youd and Idriss 1997). Lay, Shich, and Lee (1991) developed a misclassification model for evaluating probability of soil liquefaction with the Seed-Idriss chart. Liao et al. (1988), Youd and Noble (1997) and Liao and Lum (1998) present results of logistical regression of the observational database for occurrence and non-occurrence of liquefaction for the Seed-Idriss chart. As discussed by Youd and Noble (1997), the results from Liao et al. (1988) have been applied in a number of studies to estimate the probability of liquefaction (see for example Budhu et al. 1987; Arango et al. 1996; and FEMA (1997) for loss estimation studies in the HAZUS code).

Logit regression on the liquefaction data base is a technique to quantify the uncertainty in the empirical liquefaction analysis procedure. If P_L is the probability of liquefaction given $N_{1,60}$ or given $N_{1,60}$ and magnitude, the logit transformation is used to yield Q_L , where:

$$Q_L = \text{Logit}(P_L) = \ln[P_L/(1-P_L)] \quad (4.1)$$

Because probabilities vary from 0 to 1, the logit transformation changes the variable P_L to Q_L , which varies monotonically from $-\infty$ to $+\infty$ as P_L varies from 0 to 1. Q_L can then be expanded through a regular polynomial regression. From Q_L , P_L is computed as follows:

4. Uncertainty in Method of Liquefaction Analysis

$$P_L = 1 / [1 + \exp(-Q_L)] \quad (4.2)$$

Liao et al. (1988) conducted regression analyses on a data set of 278 points (CSRN = cyclic shear stress ratio generated at the depth of interest (CSR) normalized to a magnitude of 7.5; $N_{1,60}$). The data were divided into two sets: relatively clean sands with fines less than or equal to 12 percent and silty sands with fines greater than 12 percent. The Seed and Idriss (1982) magnitude scaling factors were used to normalize CSR to CSRN. The logit equation developed by Liao et al. (1988) for fines less than 12 percent (182 data points) is:

$$Q_L = 16.477 - 0.39760 N_{1,60,CS} + 6.4603 \ln(CRRN) \quad (4.3)$$

Logit results for Equation 4.3 are shown in Figure 4.1 with the data. The logit equation developed by Liao et al. (1988) for fines greater than or equal to 12 percent (96 data points) is:

$$Q_L = 6.4831 - 0.18190 N_{1,60,CS} + 2.6854 \ln(CRRN) \quad (4.4)$$

Figure 4.2 shows the logit results from Equation 4.4 compared to the Seed-Idriss curves for 35 and 15 percent fines. Note that Liao et al. (1988) used the minimum value of $N_{1,60}$ reported rather than an average; consequently, these logit results need to be shifted slightly (to increase $N_{1,60}$) for comparison with the Seed-Idriss chart.

Youd and Noble (1997) re-examined the observational database and added new data for a total of 369 points. They added data from earthquakes with magnitudes less than 7 and performed the logistical regressions with magnitude as an independent variable. They used a fines content correction proposed by Idriss and Seed (see Youd and Idriss 1997) to correct all the data to an equivalent clean sand blowcount value, $N_{1,60,CS}$. Loertscher and Youd (1994) and Youd and Noble (1997) detected points in the database that may have been misclassified in the original construction of the Seed-Idriss baseline curve. The regression equation developed by Youd and Noble (1997) is:

$$Q_L = -7.633 + 2.256 M_W - 0.258 N_{1,60,CS} + 3.095 \ln(CRR) \quad (4.5)$$

The Youd and Noble (1997) logit results for magnitudes from 7.25 to 7.75 are shown in Figure 4.3. With the changes in the data set, the Youd and Noble (1997) logit results plot below those of Liao et al. (1988), as shown in Figure 4.4 along with the Seed-Idriss baseline curve.

Work in progress at the University of California, Berkeley, by Dr. Raymond B. Seed (Seed 1998) at the time of this study indicated that the baseline curve would be moved slightly downward as suggested by Youd and Noble (1997). Additional logit studies by Dr. Seed indicate a bias may exist in the reported observations, favoring occurrences of liquefaction and under-representing occurrences of no liquefaction. The study in progress uses a weight of 1.5 on the no-liquefaction data points to better represent the actual field performance. Dr. Seed used the average of the $N_{1,60}$ values in the low blowcount zone. Dr. Seed incorporated 165 additional data points, mainly from Loma Prieta, Northridge, and Kobe events, and deleted 5 case histories from the Seed et al. (1984) data set due to poor quality in the data and documentation. This is a work in progress, but interim results from Dr. Seed are provided in Figure 4.5 for $N_{1,60,CS}$ and in Figure 4.6 for fines contents of <5, 15, and >35 percent.

4. Uncertainty in Method of Liquefaction Analysis

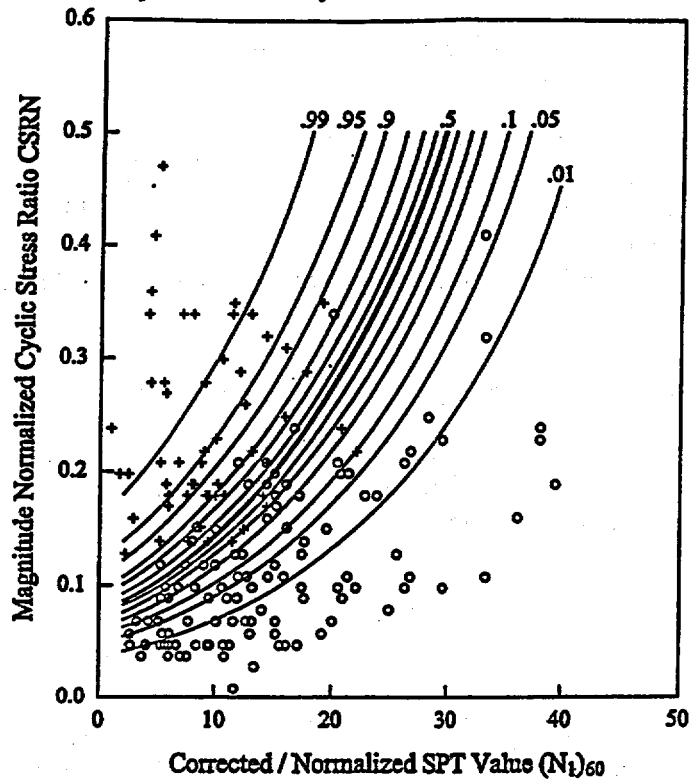


Figure 4.1. Logit results for sands with <12 percent fines after Liao et al. (1988) and Liao (1996) (figure from Youd and Noble 1997)

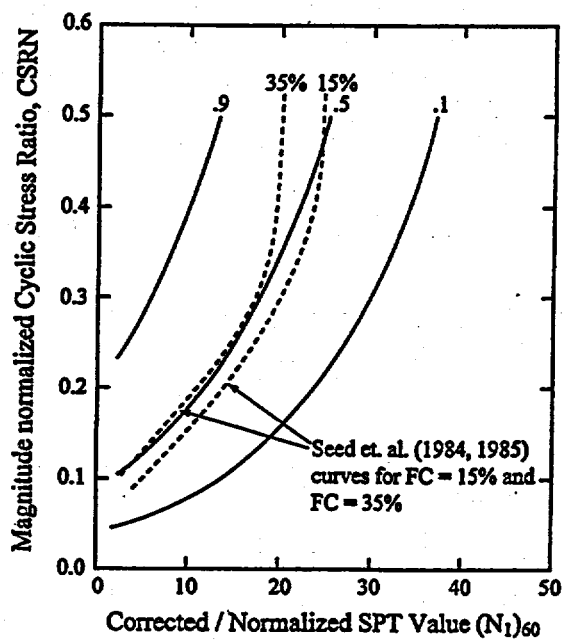


Figure 4.2. Logit results for sands with >12 percent fines after Liao et al. (1988) and Liao (1996) (figure from Youd and Noble 1997)

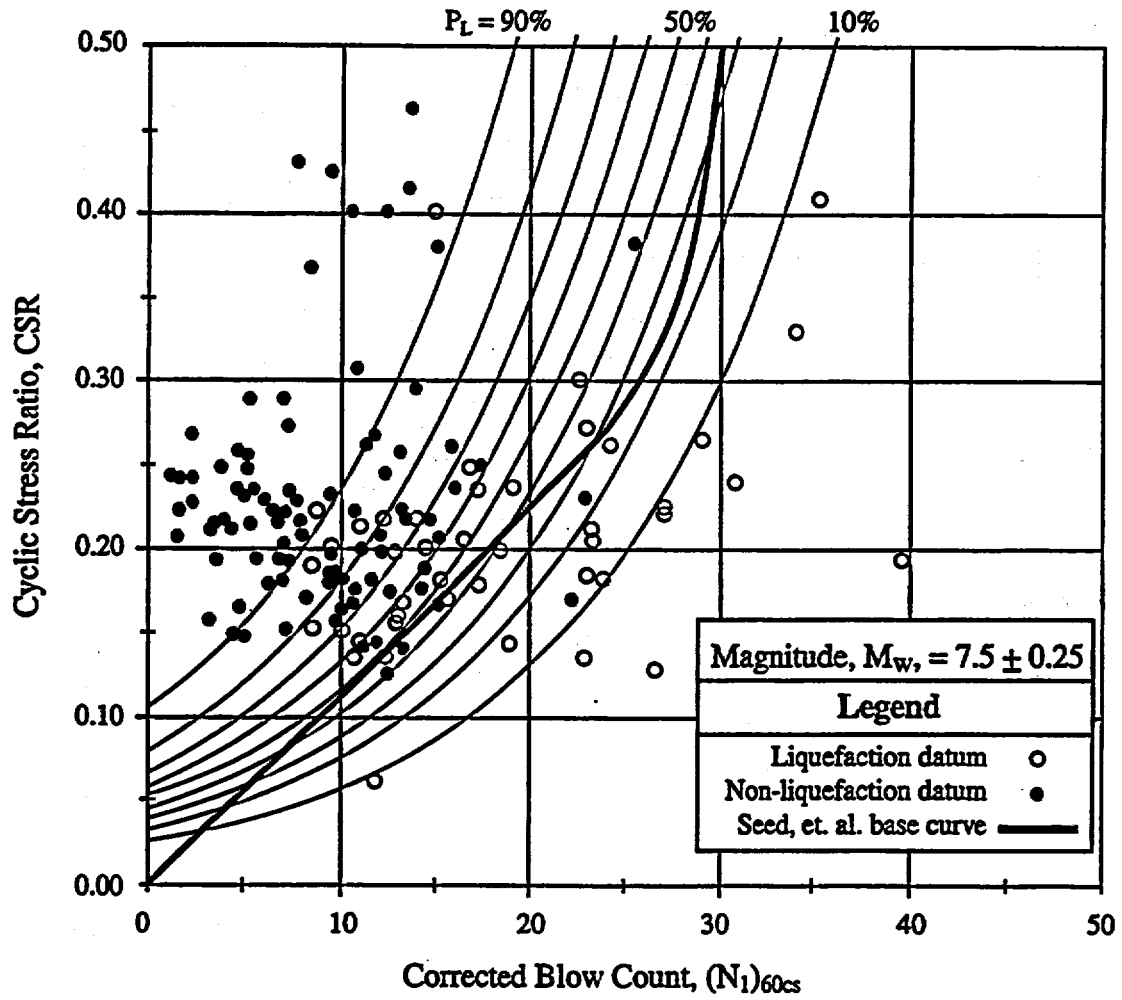


Figure 4.3. Logit results from Youd and Noble (1997)

4. Uncertainty in Method of Liquefaction Analysis

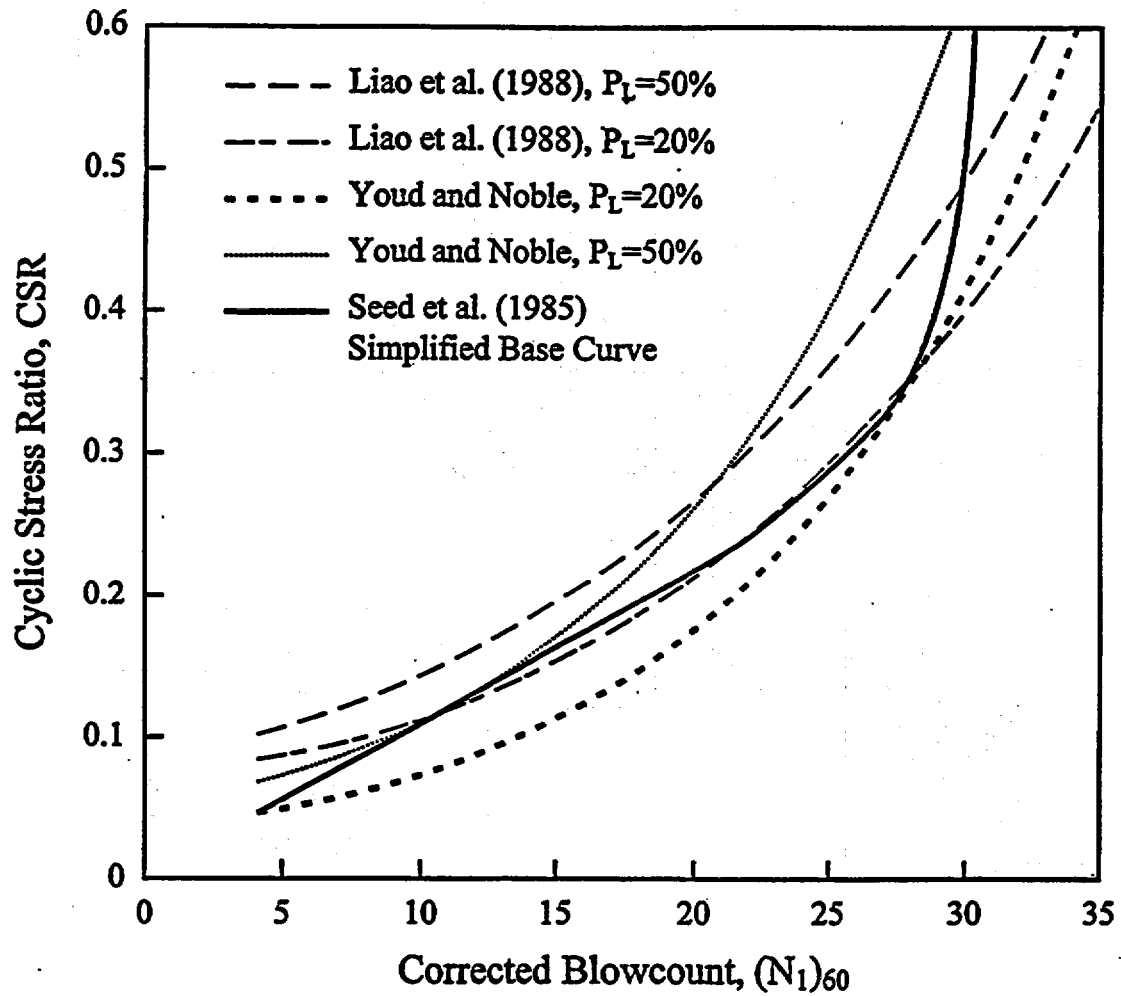


Figure 4.4. Liao et al. (1988) and Youd and Noble (1997) logit results plotted against Seed et al. (1985) curve for clean sands (after Youd and Noble 1997)

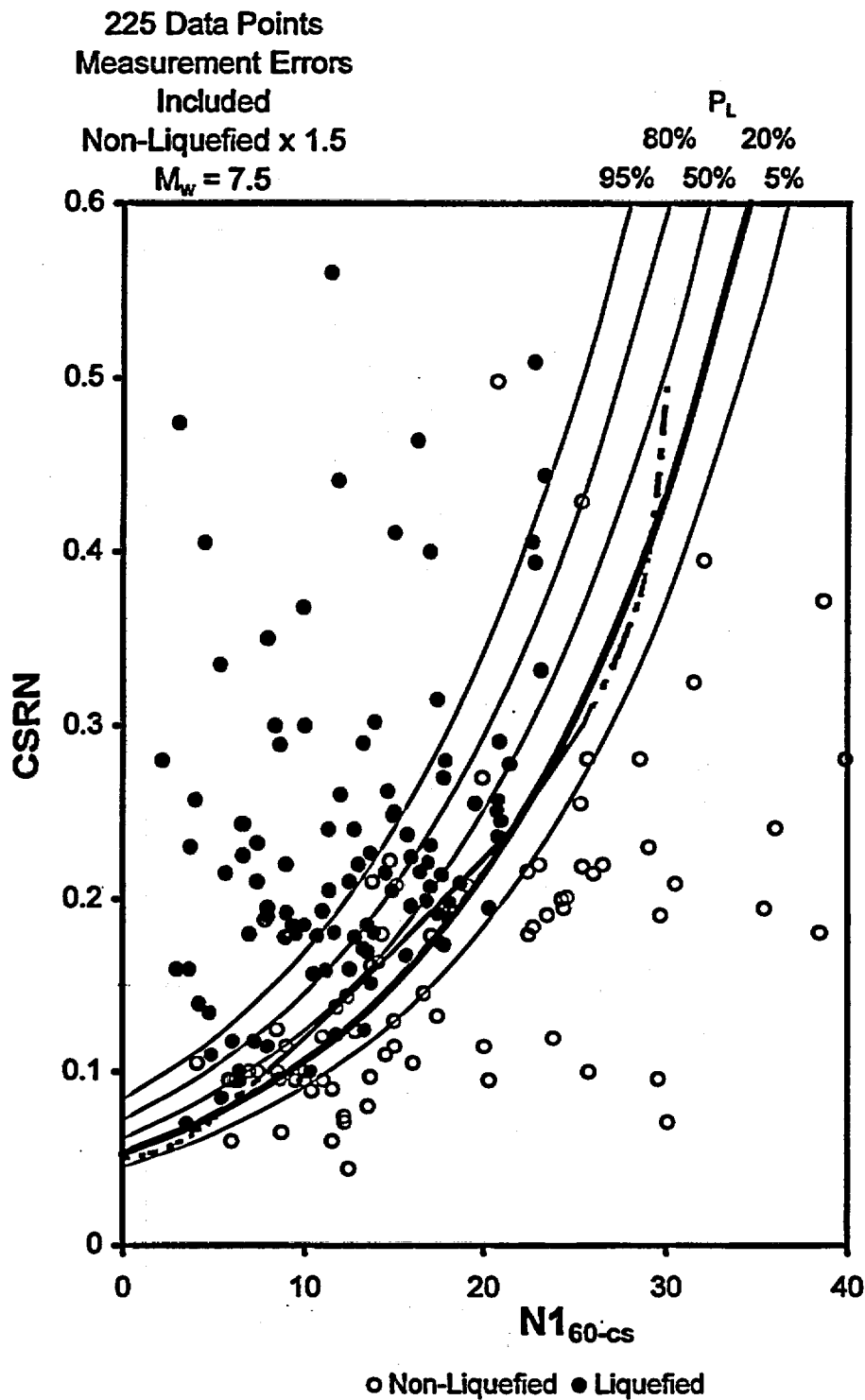


Figure 4.5. Interim logit results from Dr. Seed (1998) for clean sands

4. Uncertainty in Method of Liquefaction Analysis

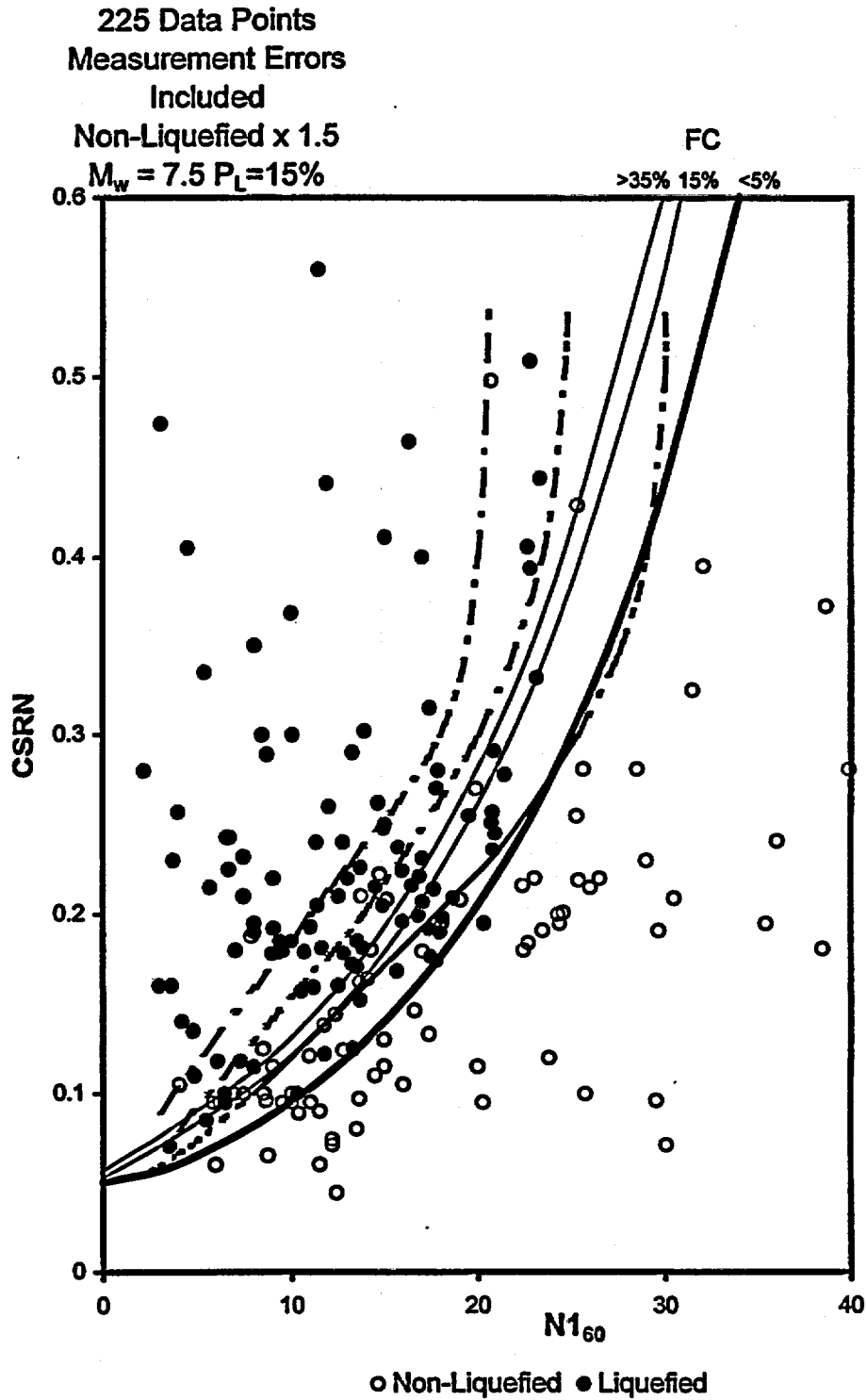


Figure 4.6. Interim logit results from Dr. Seed (1998) for <5, 15, and >35 percent fines

4.2 Other Types of Analysis and Inputs

4.2.1 Cone Penetration Test

Other empirical approaches for liquefaction analysis exist that are based on field observations of liquefaction, laboratory tests, and the type of field measurement used to assess engineering properties. Approaches using Cone Penetration Test (CPT) results (Olsen 1997, Robertson and Wride 1997) are widely used. The CPT is less expensive to perform than SPT and provides a continuous record of penetration resistance of the cone tip and friction resistance of the sleeve behind the tip. Equipment can be mounted on the CPT to measure pore pressure during and between pushes, velocity, electrical resistance, and other properties. Only a few sites that have liquefied have been investigated with the CPT and the data collected has not been made available in usable, digital form to the research community. As with the SPT, careful equipment calibration and field procedures need to be used to minimize the influence of equipment and operator error in measurements. Since the database for direct comparison of CPT to field observations of liquefaction and no liquefaction is quite limited, probabilistic evaluations have relied primarily on translating the CPT to an equivalent SPT $N_{1,60}$, and then using the SPT procedure (see for example Arango et al. 1996).

4.2.2 Shear Wave Velocity, Becker and Large Penetrometer Tests

Shear wave velocity is also an indicator of liquefaction potential. The database for this technique is documented by Andrus and Stokoe (1997) and could be used for a probabilistic model; however, the shear wave velocity technique is still developing and the supporting database needs to be enlarged. Shear wave velocity is also used in the "threshold strain" approach (Dobry et al. 1982, Hynes 1988); however, this approach is a conservative, preliminary screening tool. Shear wave velocity is particularly useful for investigation of coarse-grained deposits where SPT and CPT are not practical. Alternative penetrometers such as the Becker Penetration Test (BPT; Harder 1988; Sy, Campanella, and Stewart 1995; Harder 1997) and Large Penetrometer Test (LPT) (see Ishihara 1996) have been used to investigate liquefaction potential in gravelly soils. These approaches are primarily aimed at translating the BPT and LPT results to equivalent values of $N_{1,60}$.

4.2.3 Arias Intensity and SPT

As part of this study, a logit analysis was conducted for the Arias Intensity-SPT liquefaction chart developed by Kayen (Kayen 1993; Kayen and Mitchell 1997). The total horizontal Arias Intensity, I_h , is defined as:

$$I_h = I_{xx} + I_{yy} = (\pi/(2g)) \int_0^t [a_x^2(t) + a_y^2(t)] dt \quad (4.6)$$

The Kayen chart uses Arias Intensity at the depth of the liquefied layer, I_{hb} . This is computed as the product of I_h and an Arias Intensity depth reduction factor r_d (see Youd and Idriss 1997).

The Arias Intensity approach internalizes earthquake magnitude corrections since I_{hb} is an indicator of the energy applied at the location of the liquefied material in the soil profile. Attenuation functions for Arias Intensity were being developed at the time of this study. Consequently, PSHA results for Arias Intensity are not readily available, but may be in the near future. The logit results developed in this study

4. Uncertainty in Method of Liquefaction Analysis

are plotted in Figure 4.7. The $N_{1,60}$ values (average values in the low blowcount zone as used by Seed and Idriss 1982) were converted to equivalent clean sand values, $N_{1,60,CS}$, with the fines content correction developed by Olsen (1997). The regression developed for the Kayen (1993) data set is:

$$Q_L = \text{Logit}(P_L) = \ln[P_L/(1-P_L)] = 8.3324 + 3.97718 \times \ln(I_{hb}) - 0.381227 N_{1,60,CS} \quad (4.7)$$

and, as above, the probability of liquefaction given the blowcount information can be computed with Equation 4.2.

4.2.4 Liquefiable Fine-Grained Soils

High water content, low plasticity silts, and clays are also potentially liquefiable. The empirical database for this was published by Wang (1981) for several sites in China for earthquakes ranging in intensity from MMI VII to IX (note: MMI VII could correspond to earthquake magnitudes as low as 5.4, from Krinitzsky 1995c). Criteria for assessing liquefaction potential of these soils was published by Seed and Idriss (1982). The input properties for the procedure are index tests, namely gradation (including hydrometer), liquid and plastic limits, and natural water content. A probabilistic model could be developed to characterize the database and typical testing errors in laboratory measurement of index properties. Vane shear testing has also been an informative technique for estimating residual strength of these soils. Laboratory testing of these materials is also possible; however, the materials are extremely difficult to sample, cannot be frozen, and are subject to large volume changes when reconsolidated in the laboratory to in situ stress conditions. The laboratory tests do not perfectly simulate the loading and boundary conditions in the field, as mentioned earlier.

4.2.5 Steady-State Liquefaction Evaluation

Kramer (1989) developed a probabilistic model for dealing with the uncertainties in steady-state approaches to liquefaction and flow failure (Poulos, Castro, and France 1985). The steady-state approach involves laboratory testing of soil samples, careful measurement of in situ densities, and calculation of initial stress state and earthquake-induced cyclic and permanent shear strain. Liquefaction and flow occur if the material is contractive under added shear strain and if the earthquake-induced shear strain exceeds the triggering strain level determined from the laboratory tests. This description of the steady-state approach indicates the types of parameters that could be considered as random variables in a probabilistic formulation.

4.2.6 Advanced Constitutive Models and Deformation Codes

Another type of liquefaction evaluation technique is an advanced constitutive model in a numerical stress, deformation, and wave propagation analysis code. The liquefaction evaluation procedures discussed previously are decoupled approaches (such as SHAKE, FLUSH, QUAD4; Schnabel, Lysmer, and Seed 1972; Lysmer et al. 1973; and Idriss et al. 1973, respectively), since the load is decoupled from the resistance throughout the analysis. In partially coupled or direct models (POROSLAM, FLAC, TARA; Simos et al. 1996; Itasca 1991; Finn et al. 1986, respectively), the load is decoupled from resistance for a portion of a time increment or stress cycle in a time domain calculation. In a fully-coupled model (DYNAFLOW; Prevost 1981), the load and resistance are related throughout the calculation. Published probabilistic assessments of the accuracy or bias in this class of numerical liquefaction analysis codes were not found during this study.

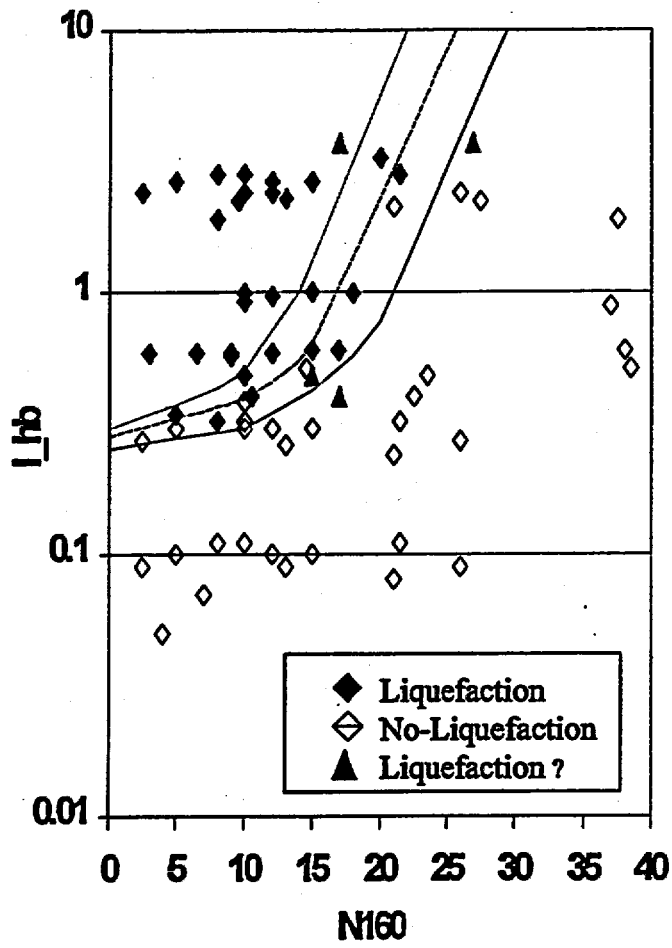


Figure 4.7. Logit results for Arias Intensity (this study) from data by Kayen and Mitchell (1997) (reprinted with permission from ASCE)

5. Capacity-Demand Model

5 CAPACITY-DEMAND MODEL

The numerical formulation to compute probability of liquefaction comes from a classic capacity-demand model (Benjamin and Cornell 1970), also known as interference theory in reliability computations (Kapur and Lamberson 1977). The demand is the earthquake cyclic shear stress (or strain) or cyclic stress ratio (CSR), the capacity is the soil cyclic shear strength (or triggering strain level) or cyclic resistance ratio (CRR), and the method of liquefaction analysis defines the threshold values of load that will result in liquefaction. The probability of liquefaction is then:

$$P[\text{liquefaction}] = P[\text{CSR} > \text{CRR}] \quad (5.1)$$

In a simplified analysis, CSR can be considered a function of acceleration and magnitude, and CRR can be considered a function of $N_{1,60}$. Uncertainty in CSR can be determined from a PSHA deaggregated on acceleration and magnitude. The uncertainty in $N_{1,60}$ can be estimated from analysis of variability of data from the site, modified by expert opinion, such as geologic knowledge of the deposit and past performance of the site and similar deposits during earthquakes.

Note that the CSR and the CRR are actually not independent quantities. The cyclic stress ratio at a point or over a zone in a deposit is a function of the energy delivered to the deposit by the earthquake (Arias Intensity or combinations of acceleration and magnitude) and the mass and stiffness of the soil deposit. The cyclic resistance ratio is related to the density and stiffness of the deposit, and is indicated by shear wave velocity, density, and blowcounts. However, for simplicity, if it is assumed that CSR and CRR are independent, then the probability of liquefaction can be determined as:

$$P[\text{liquefaction}] = \int_{\substack{\text{all} \\ N_{1,60}}} \int_{\substack{\text{all} \\ \text{CRR}}} G_{\text{CSR}}(\text{crr}) f_{\text{CRR}|N_{1,60}}(\text{crr}|N_{1,60} = n_{1,60}) F_{N_{1,60}}(n_{1,60}) dcrr dn_{1,60} \quad (5.2)$$

where the complementary cumulative distribution for CSR is G_{CSR} , the conditional probability density function for CRR given $N_{1,60}$ is $f_{\text{CRR}|N_{1,60}}$ from the logit analyses, and the probability density function for $N_{1,60}$ is $f_{N_{1,60}}$.

A threshold chart based on the 1997 evolution of the Seed-Idriss SPT procedure (which corresponds to a probability of liquefaction of about 15 percent according to Seed 1998) is shown in Figure 5.1 for $N_{1,60,CS}$ values of 5, 10, 15, and 20. For a given value of $N_{1,60,CS}$, deaggregation matrices from a PSHA can be used to compute the annual probability of exceeding safe threshold combinations of PGA and M.

An example problem is provided to illustrate the steps in a probabilistic liquefaction calculation. For simplicity, the problem is discretized and expert opinion is used to assign probability mass values to the average $N_{1,60}$ in a loose foundation deposit. Deaggregated hazard curves are shown in Figure 5.2, adapted from a PSHA for a site in California with a relatively quiet near-field seismic source capable of a magnitude 6.5 earthquake and the San Andreas fault zone as a far-field seismic source. Two magnitude bins are used to describe the seismic hazard, magnitude 6 ± 0.5 and magnitude 8 ± 0.5 . For this example, the magnitude bin 7 ± 0.5 had extremely low probability values, several orders of magnitude less likely than the other two bins.

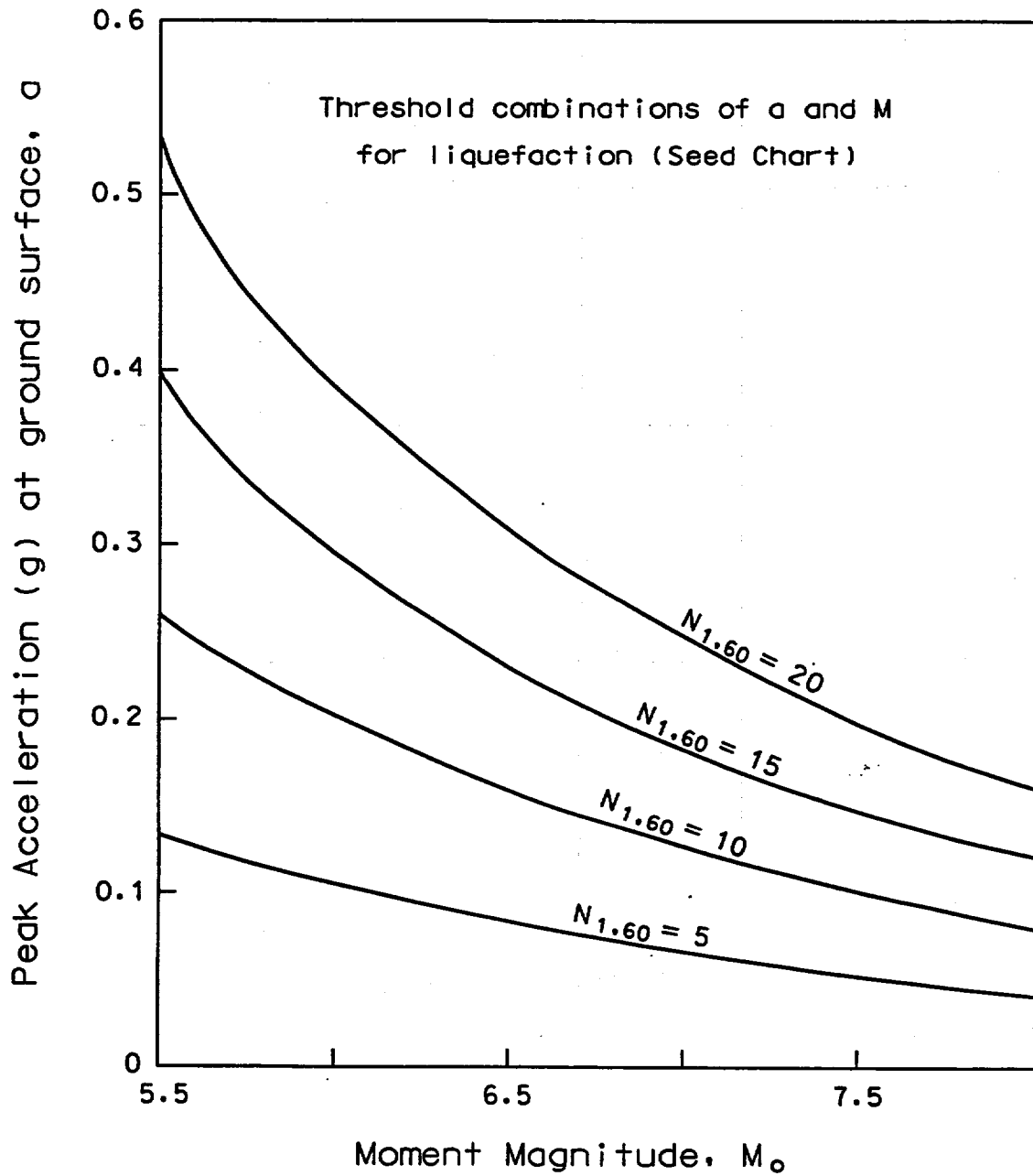


Figure 5.1. Triggering combination of peak ground acceleration and magnitude given $N_{1.60}$

5. Capacity-Demand Model

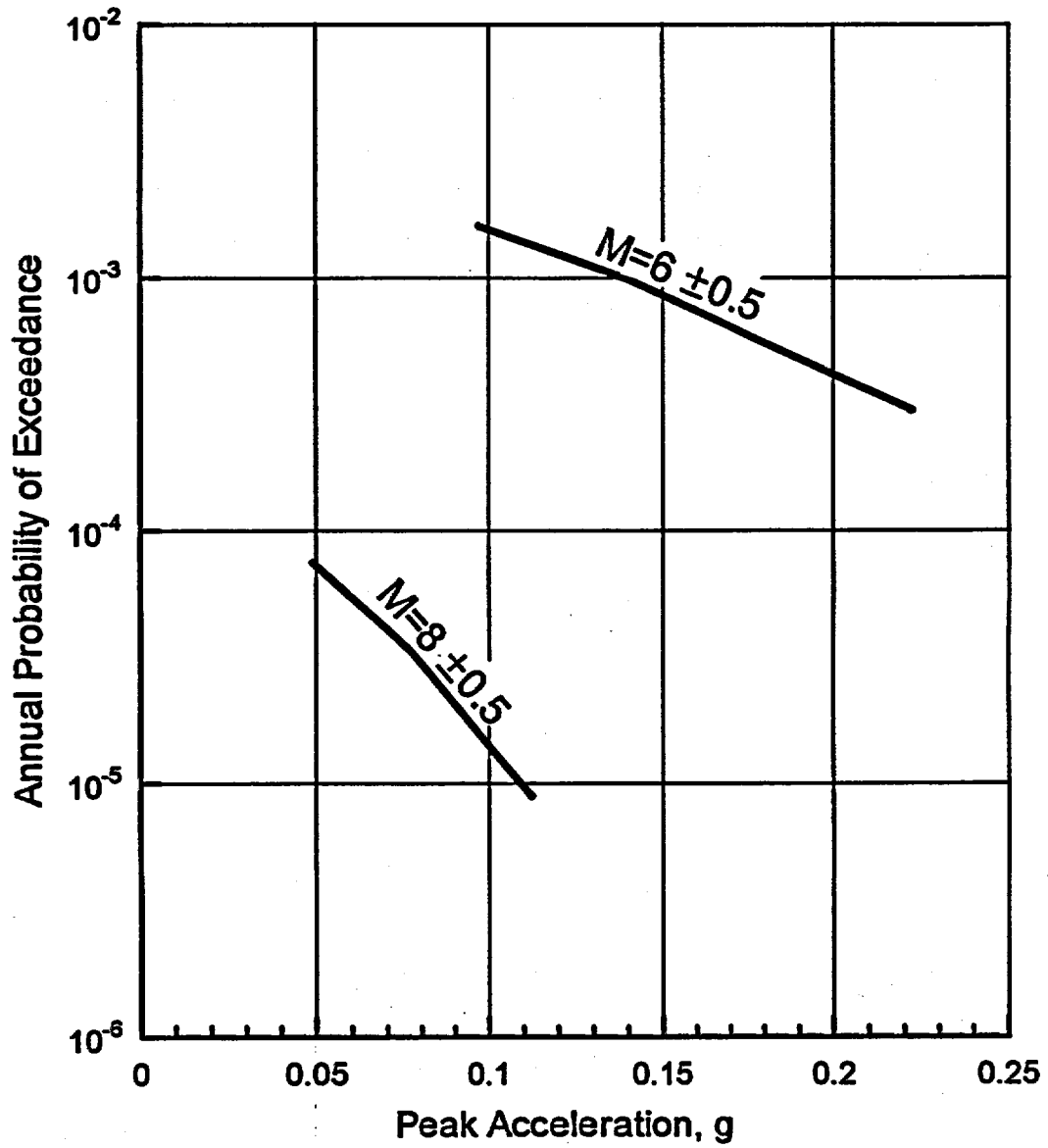


Figure 5.2. Deaggregated PSHA hazard curves for example problem

The cyclic stress ratio is computed with the Idriss (1999) simplified method:

$$CSR = 0.65 PGA [\sigma_v / \sigma_v'] r_d \quad (5.3)$$

where

- PGA = peak ground acceleration (g)
- σ_v = total vertical stress
- σ_v' = effective vertical stress
- r_d = depth reduction factor, a function of magnitude

The deposit for this example consists of a hydraulically-placed soil with little or no fines. Because of the method of deposition and recent age of the deposit, the relative density of the material is quite uniform with depth. Examination of numerous borings indicates average values of $N_{1,60}$ of about 8. Subjective assignment of probability mass yields $P[N_{1,60} = 6 \pm 1] = 0.05$, $P[N_{1,60} = 8 \pm 1] = 0.75$ and $P[N_{1,60} = 10 \pm 1] = 0.20$.

The logit chart from Seed (1998) was used to estimate $f_{CRR|N_{1,60}}$ in a discretized form with probability masses of 0.2, 0.6, and 0.2 for the nine values of CRR corresponding to the three values of average $N_{1,60}$. A magnitude correction factor of 1.46 for magnitude 6 and 0.89 for magnitude 8 were used, from Idriss (1999). Given the $N_{1,60}$, the corresponding CRR can be computed. The CSR is set equal to CRR, and unsafe combinations of magnitude and PGA are determined from Equation 5.3. A factor of safety of one against liquefaction was used in this example.

The computations are summarized in Table 5.1. The result is a return period of 1140 yrs for a damaging level earthquake sufficient to cause liquefaction. If the standard 1997 Seed-Idriss procedure (Figure 5.1) is used and uncertainty in the Seed-Idriss chart and $N_{1,60}$ are ignored, the resulting return period is 1380 yrs. Arango et al. (1996) and other papers listed in the bibliography provide further examples.

A similar approach can be developed for Arias Intensity, as illustrated in Figure 5.3. At this time, probabilistic seismic hazard maps for Arias Intensity are not readily available, but may be in the near future.

6 DISCUSSION AND CLOSURE

Conclusions and recommendations from this review of existing work on probabilistic liquefaction analysis are:

- (a) There is no single, well established procedure extant at this time for modeling and quantifying uncertainties in liquefaction evaluations.
- (b) Evaluation of the probability of liquefaction should build upon commonly accepted deterministic procedures and incorporate the uncertainties in demand and capacity.
- (c) Modeling a large number of input parameters as random variables in more sophisticated models does not necessarily yield better results.

6. Discussion and Closure

Table 5.1 Probability of Liquefaction Calculation for Example Problem

In-situ $N_{1,00}$ ($P[N_{1,00}]$)	Cyclic Resistance CRR ($P[CRR N_{1,00}]$)	Triggering Earthquake Load for Liquefaction, CSR			Annual Probability of Exceedance		
		magnitude	acceleration g	magnitude contribution	sum over magnitude given CRR	weighted sum over CRR	weighted sum over $N_{1,00}$
6 (0.05)	0.07 (0.20)	6 ± 0.5	0.097	1.6 × 10 ⁻³	1.675 × 10 ⁻³	1.164 × 10 ⁻³	0.877 × 10 ⁻³ Annual return period = (0.877 × 10 ⁻³) ⁻¹ = 1140 yrs
		8 ± 0.5	0.049	7.5 × 10 ⁻⁵			
	0.09 (0.60)	6 ± 0.5	0.125	1.1 × 10 ⁻³	1.15 × 10 ⁻³		
		8 ± 0.5	0.063	5.0 × 10 ⁻⁵			
	0.12 (0.20)	6 ± 0.5	0.166	6.7 × 10 ⁻⁴	6.95 × 10 ⁻⁴		
		8 ± 0.5	0.084	2.5 × 10 ⁻⁵			
8 (0.75)	0.08 (0.20)	6 ± 0.5	0.111	1.5 × 10 ⁻³	1.56 × 10 ⁻³	0.903 × 10 ⁻³	
		8 ± 0.5	0.056	6.0 × 10 ⁻⁵			
	0.11 (0.60)	6 ± 0.5	0.153	8.0 × 10 ⁻⁴	8.3 × 10 ⁻⁴		
		8 ± 0.5	0.077	3.0 × 10 ⁻⁵			
	0.14 (0.20)	6 ± 0.5	0.194	4.5 × 10 ⁻⁴	4.65 × 10 ⁻⁴		
		8 ± 0.5	0.098	1.5 × 10 ⁻⁵			
10 (0.20)	0.09 (0.20)	6 ± 0.5	0.125	1.1 × 10 ⁻³	1.15 × 10 ⁻³	0.709 × 10 ⁻³	
		8 ± 0.5	0.063	5.0 × 10 ⁻⁵			
	0.12 (0.60)	6 ± 0.5	0.166	6.7 × 10 ⁻⁴	6.95 × 10 ⁻⁴		
		8 ± 0.5	0.084	2.5 × 10 ⁻⁵			
	0.16 (0.20)	6 ± 0.5	0.222	3.0 × 10 ⁻⁴	3.09 × 10 ⁻⁴		
		8 ± 0.5	0.112	9.0 × 10 ⁻⁵			

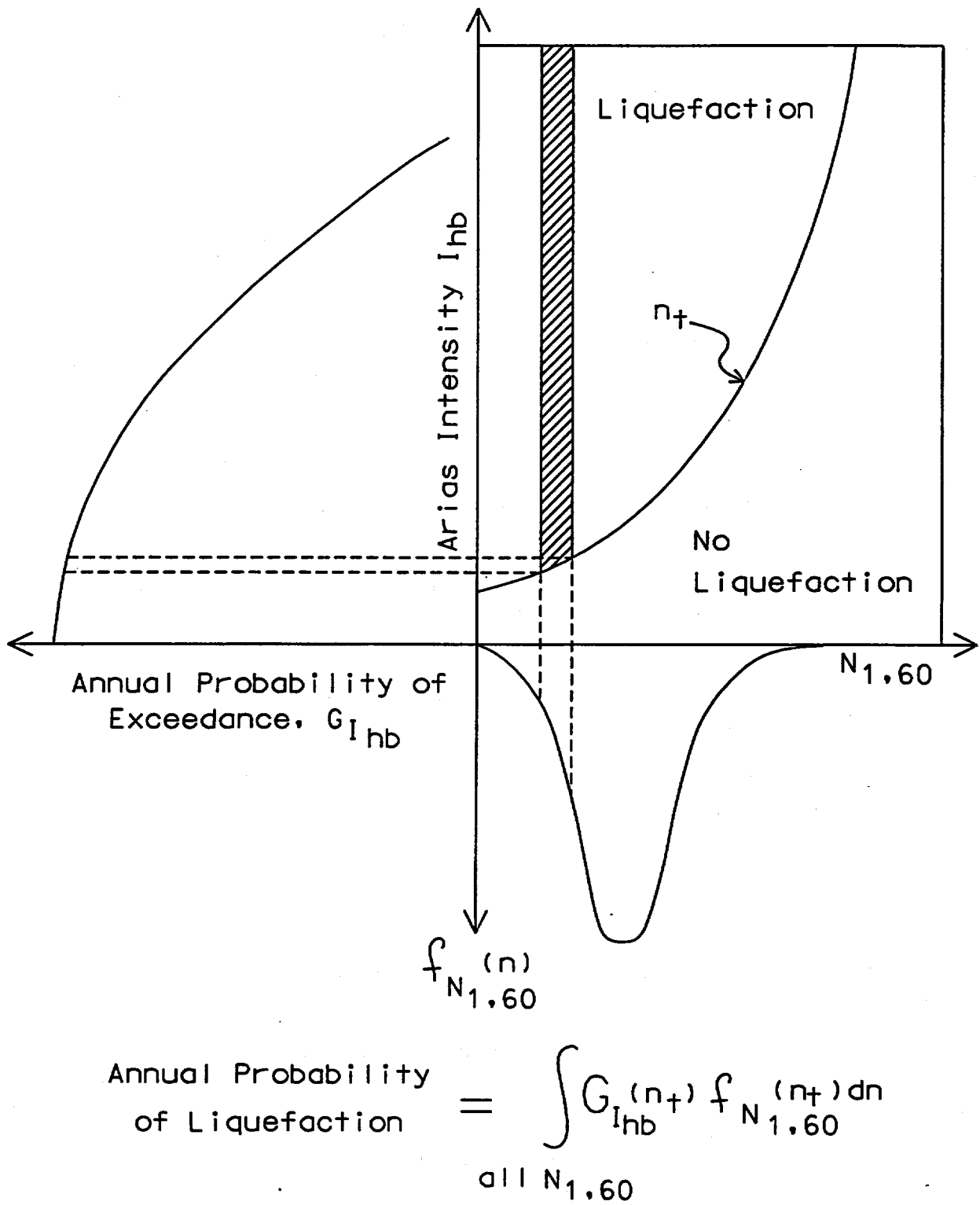


Figure 5.3. Approach to determine annual probability of liquefaction using Arias Intensity

References

- (d) A fairly simplified analysis that focuses on the key parameters that control liquefaction may yield practical, reasonable results. The level of sophistication needed for solving the deterministic problem can be used as a guide for developing the probabilistic model.
- (e) The probabilistic study needs to build a logical development of the approach used and show that the dominant parameters have been modeled.
- (f) The three main elements to be modeled are:
 - 1. Uncertainty in the earthquake load ("demand" from a PSHA in terms such as acceleration and magnitude or earthquake-induced cyclic shear stress ratio at depth or Arias Intensity at depth).
 - 2. Uncertainty in the earthquake resistance ("capacity" from modeling the spatial distribution and variability of cyclic shear strength inferred from laboratory or in situ test measurements).
 - 3. Uncertainty in the method of liquefaction evaluation (such as logit results).
- (g) Estimates of probability should be obtained from a combination of theory, expert subjective input, supporting databases, site-specific data, and computation.
- (h) Generation and use of earthquake records artificially generated from signal processing techniques widely used for probabilistic structural dynamics should be discouraged for liquefaction and follow-on nonlinear analyses such as permanent deformation analyses.
- (i) The purpose of a probabilistic analysis is usually to provide an ordered framework for examining the seriousness of the risk of occurrence of a particular event in the context of the range of events possible. A number of examples in the literature demonstrate the application of probability of liquefaction in risk assessment and evaluation of a range of earthquake scenarios.

REFERENCES

- Ambraseys, N. N. (1988). "Engineering seismology," *Earthquake engineering and structural dynamics*, 17, 1-105.
- Andrus, R. D., and Stokoe, K. H. (1997). "Liquefaction resistance based on shear wave velocity," *Proceedings of the NCEER workshop on evaluation of liquefaction resistance of soils*, Salt Lake City, 5-6 January 1996, Youd and Idriss, ed., Technical Report NCEER-97-0022, Buffalo, NY.
- Arango, I. (1996). "Magnitude scaling factors for soil liquefaction evaluations," *Journal of Geotechnical Engineering*, ASCE, 122(11), 929-936.
- Arango, I., Ostadan, F., Lewis, M. R., and Gutierrez, B. J. (1996). "Quantification of seismic liquefaction risk," *Proceedings of the 1996 ASME pressure vessels and piping conference*, Montreal,

- CAN, 21-26 July 1996, Seismic Engineering American Society of Mechanical Engineers, ASME, New York, NY.
- Benjamin, J. R., and Cornell, C. A. (1970). *Probability, statistics and decision for civil engineers*, McGraw-Hill, New York, NY.
- Budhu, M., Vijayakumar, V., Giese, R. F., Baumgras, L. (1987). "Liquefaction potential for New York State: A preliminary report on sites in Manhattan and Buffalo," Technical Report NCEER-87-0009, National Center for Earthquake Engineering Research, Buffalo, NY.
- Cao, Y. L. and Law, K. T. (1991). "Liquefy: A program for soil liquefaction potential assessment in earthquakes," *Proceedings of the 44th Canadian geotechnical conference*, Part 1 (of 2), 29 September-2 October 1991, Calgary, Alberta, Can.
- Cornell, C. A. (1968). "Engineering seismic risk analysis," *Bulletin of the Seismological Society of America*, 58, 1583-1606.
- Costantino, C. J. (1999). Letter, subject: "Review comments on draft report entitled, "Probabilistic liquefaction analysis,"" 10 January 1999.
- Dobry, R., Ladd, R. S., Yokel, F. Y., Chung, R. M., and Powell, D. (1982). "Prediction of pore water pressure buildup and liquefaction of sands during earthquakes by the cyclic strain method," NBS Building Science Series 138, National Bureau of Standards.
- FEMA. (1997). Natural hazard loss estimation methodology (HAZUS) (see also www.fema.gov/hazus/hazus2a.htm).
- Finn, W. D. L., Yogendrakumar, M., Yoshida, N., and Yoshida, H. (1986). "TARA-3: a program to compute the response of 2-D embankments and soil-structure interaction systems to seismic loadings," Department of Civil Engineering, University of British Columbia, Vancouver, Canada.
- Finn, W. D. L., Ledbetter, R. H., and Marcuson III, W. F. (1994). "Seismic deformations in embankments and slopes," *Proceedings, Symposium on developments in geotechnical engineering (from Harvard to New Delhi, 1936 - 1994)*.
- Frankel, A., Mueller, C., Barnhard, T., Perkins, D., Leyendecker, E., Dickman, N., Hanson, S., and Hopper, M. (1996). National seismic-hazard maps: documentation June 1996, U.S. Geological Survey Open-File Report 96-532, (see also <http://geohazards.cr.usgs.gov/eq/>).
- Harder, L. F., Jr. (1988). "Use of penetration tests to determine the cyclic loading resistance of gravelly soils during earthquake shaking," Ph.D. diss., University of California, Berkeley, CA.
- Harder, L. F. Jr. (1997). "Application of the Becker penetration test for evaluating liquefaction potential for gravelly soils," *Proceedings of the NCEER workshop on evaluation of liquefaction resistance of soils*, Salt Lake City, 5-6 January 1996, Youd and Idriss, ed., Technical Report NCEER-97-0022, Buffalo, NY.
- Hwang, H. H. M. and Lee, C. S. (1991). "Probabilistic evaluation of liquefaction potential," Technical Report NCEER-91-0025, Memphis State Univ., TN, Center for Earthquake Research and Information, Washington, DC.

References

- Hynes, M. E. and VanMarcke, E. H. (1975). "Subjective reliability assessment in geotechnical engineering: I-95 embankment case study," Constructed Facilities Division, MIT, Cambridge, MA.
- Hynes, M. E. (1988). "Pore pressure generation characteristics of gravel under undrained cyclic loading," PhD thesis, University of California, Berkeley, CA.
- Hynes, M. E. and Olsen, R. S. (1998). "Influence of confining stress on liquefaction resistance," *Proceedings, International workshop on the physics and mechanics of soil liquefaction*, Baltimore, MD, 10-11 September 1998, Balkema Publishers, Rotterdam, Netherlands.
- Idriss, I. M., Lysmer, J., Hwang, R., and Seed, H. B. (1973). "QUAD-4, a computer program for evaluating the seismic response of soil structures by variable damping finite elements," Report EERC 73-16, Earthquake Engineering Research Center, Berkeley, CA.
- Idriss, I. M. (1997). from "Summary," *Proceeding of the NCEER workshop on evaluation of liquefaction resistance of soils*, Salt Lake City, UT, 5-6 January 1996, National Center for Earthquake and Engineering Research, Report NCEER-97-0022.
- Idriss, I. M., and Seed, R. B. (1997). from "Summary," *Proceeding of the NCEER workshop on evaluation of liquefaction resistance of soils*, Salt Lake City, UT, 5-6 January 1996, National Center for Earthquake and Engineering Research, Report NCEER-97-0022.
- Idriss, I. M. (1999). "An update of the Seed-Idriss simplified procedure for evaluating liquefaction potential," Presentation Notes, Transportation Research Board 1999 workshop on new approaches to liquefaction analysis, Washington, D.C.
- Ishihara, K. (1985). "Stability of natural deposits during earthquakes," *Proceedings, Eleventh international conference on soil mechanics and foundation engineering*, San Francisco, 12-16 August 1985, Theme Lecture No. 7, 1 of 5, A. A. Balkema Publishing Company, Rotterdam, Netherlands, 321-376.
- Ishihara, K. (1996). *Soil behaviour in earthquake geotechnics*, Clarendon Press, Oxford.
- Itasca Consulting Group, Inc. (1991). "FLAC Version 3.0," Minneapolis, MN.
- Iwasaki, T., Tokida, K., Tatsuoka, F., Watanabe, S., Yasuda, and S., Sato, H. (1982). "Microzonation for soil liquefaction potential using simplified methods," *Proceedings, International microzonation conference*, Seattle, 28 June - 1 July 1982, III, 1319-1330.
- Journel, A. G. (1989). *Fundamentals of geostatistics in five lessons*. (short course presented at the 28th Intl. Geological Congress, Washington., D.C.).
- Kahneman, D., Slovic, P., and Tversky, A., ed. (1982). *Judgement under uncertainty, heuristics and biases*, Cambridge University Press, Cambridge.
- Kapur, K. C. and Lamberson, L. R. (1977). *Reliability in engineering design*, John Wiley & Sons, New York, NY.

- Kayen, R. E. (1993). "Accelerogram-energy approach for prediction of earthquake-induced ground liquefaction," Ph.D. diss., University of California, Berkeley, CA.
- Kayen, R. E., and Mitchell, J. K. (1997). "Assessment of liquefaction potential during earthquakes by Arias Intensity," *Journal of Geotechnical Engineering*, ASCE, 123(12), 1162-1174.
- Koester, J. P., Sharp, M. K., and Hynes, M. E. (1999). "Evaluation of soil liquefaction potential for foundations of nuclear facilities - technical basis for regulatory guidance," NUREG/CR-5741, Nuclear Regulatory Commission, Rockville, MD.
- Kramer, S. L. (1989). "Uncertainty in steady-state evaluation procedures," American Society of Civil Engineers, *Journal of Geotechnical Engineering*, 115(10).
- Krinitzsky, E. L. (1993a). "Earthquake probability in engineering - Part 1: The use and misuse of expert opinion," *Engineering Geology*, 33(4), 257-288.
- Krinitzsky, E. L. (1993b). "Earthquake probability in engineering - Part 2: Earthquake recurrence and limitations of Gutenberg-Richter b-values for the engineering of critical structures," *Engineering Geology*, 36(1), 1-52.
- Krinitzsky, E. L. (1995a). "Problems with logic trees in earthquake hazard evaluation," *Engineering Geology*, 39(1), 1-3.
- Krinitzsky, E. L. (1995b). "Deterministic versus probabilistic seismic hazard analysis for critical structures," *Engineering Geology*, 40(1), 1-7.
- Krinitzsky, E. L. (1995c). "State-of-the-art for assessing earthquake hazards in the United States," Report 29, Selection of earthquake ground motions for engineering, Miscellaneous Paper S-73-1, U.S. Army Engineer Waterways Experiment Station, Vicksburg, MS.
- Lay, S. Y., Shieh, M. J., and Lee, F. B. (1991). "Minimum misclassification model for evaluating soil liquefaction probability by SPT-N value," *Proceedings of the 3rd international symposium on field measurements in geomechanics*, Oslo, Norway, 9 September 1991, Field measurements in geomechanics, A. A. Balkema, Rotterdam, Netherlands.
- Ledbetter, R. H. and Finn, W. D. L. (1993). "Development and evaluation of remediation strategies by deformation analysis," *Proceedings of the specialty conference, geotechnical practice in dam rehabilitation*, , 25-28 April, Raleigh, NC, Geotechnical Engineering Division, American Society of Civil Engineers, 386-401.
- Liao, S. S. C. and Whitman, R. V. (1986). "Catalogue of a liquefaction and non-liquefaction occurrences during earthquakes," Research Report, Dept of Civil Engineering, MIT, Cambridge, MA.
- Liao, S. S. C., Veneziano, D., and Whitman, R. V. (1988). "Regression models for evaluating liquefaction probability," American Society of Civil Engineers, *Journal of Geotechnical Engineering*, 114(4).

References

- Liao, S. S. C. (1996). Discussion of "Reconsideration of initiation of liquefaction in sandy soils," by C.E. Fear and E.C. McRoberts, *Journal of Geotechnical Engineering*, ASCE, 122(11), 957-959.
- Liao, S. S. C. and Lum, K. Y. (1998). "Statistical analysis and application of the magnitude scaling factor in liquefaction analysis," *ASCE Geotechnical Special Publication No. 75, Geotechnical Earthquake Engineering and Soil Dynamics III*, 1, 410-421.
- Loertscher, T. and Youd, T. L. (1994). "Magnitude scaling factors for analysis of liquefaction," *Proceedings, 5th U.S.-Japan workshop on earthquake resistant design of lifeline facilities and countermeasures against soil liquefaction*, National Center for Earthquake and Engineering Research, Report NCEER-94-0026, 703-715.
- Lysmer, J., Udaka, T., Tsai, C., and Seed, H. (1973). "FLUSH: a computer program for approximate 3-D analysis of soil-structure interaction problems," Report EERC 75-30, Earthquake Engineering Research Center, Berkeley, CA.
- Olsen, R. S. (1997). "Cyclic liquefaction based on the cone penetrometer test," *Proceedings of the NCEER workshop on evaluation of liquefaction resistance of soils*, Salt Lake City, 5-6 January 1996, Youd and Idriss, ed., Technical Report NCEER-97-0022, Buffalo, NY.
- Popescu, R., Deodatis, G., and Prevost, J. H. (1996). "Simulation of multi-dimensional, multi-variate, non-gaussian, homogeneous stochastic fields with applications to soil liquefaction," *Proceedings of the 1996 7th specialty conference on probabilistic mechanics and structural reliability*, Worcester, MA, 7-9 August 1996, ASCE, New York, NY.
- Poulos, S. J., Castro, G., and France, J. W. (1985). "Liquefaction evaluation procedure," American Society of Civil Engineers, *Journal of Geotechnical Engineering*, 111(6), 772-792.
- Prevost, J. H. (1981). "DYNA-FLOW: a nonlinear transient finite element analysis program," Report No. 81-SM-1, Department of Civil Engineering, Princeton University, Princeton, NJ.
- Rahman, M. S. and El Zahaby, K. M. (1997). "Probabilistic liquefaction risk analysis including fuzzy variables," *Soil Dynamics and Earthquake Engineering*, 16(1).
- Robertson, P. K., and Wride, C. E. (1997). "Cyclic liquefaction and its evaluation based on the SPT and CPT," *Proceedings of the NCEER workshop on evaluation of liquefaction resistance of soils*, Salt Lake City, 5-6 January 1996, Youd and Idriss, ed., Technical Report NCEER-97-0022, Buffalo, NY.
- Schnabel, P. B., Lysmer, J., and Seed, H. B. (1972). "SHAKE, a computer program for earthquake response analysis of horizontally layered sites," Report EERC 72-12, Earthquake Engineering Research Center, University of California, Berkeley, CA.
- Seed, H. B. and Idriss, I. M. (1971). "Simplified procedure for evaluating soil liquefaction potential," *Journal of the Soil Mechanics and Foundations Division*, ASCE, 107(SM9), 1249-1273.
- Seed, H. B. and Idriss, I. M. (1982). "Ground motions and soil liquefaction during earthquakes," monograph published by Earthquake Engineering Research Institute.

References

- Seed, H. B., Idriss, I. M., and Arango, I. (1983). "Evaluation of liquefaction potential using field performance data," *Journal of Geotechnical Engineering Division, ASCE*, 111(3), 458-482.
- Seed, H. B., Tokimatsu, K., Harder, L. F., and Chung, R. F. (1984). "The influence of SPT procedures in soil liquefaction resistance evaluations," Report No. UBC/EERC-84/15, Earthquake Engineering Research Center, University of California, Berkeley, CA.
- Seed, H. B., Tokimatsu, K., Harder, L. F., and Chung, R. M. (1985). "Influence of SPT procedures in soil liquefaction resistance evaluations," *Proceedings, American Society of Civil Engineers, Journal of Geotechnical Engineering*, December, 1425-1445.
- Seed, R. B. (1998). Letter, in reference to "Probabilistic Liquefaction Analysis," 14 December 1998.
- Silva, W. and Costantino, C. (1999). "Assessment of liquefaction potential for the Kobe earthquake including finite-source effects," Contract Report for U.S. Army Engineer Waterways Experiment Station, Vicksburg, MS.
- Simos, N., Costantino, C.J., and Philippacopoulos, M. (1996). "POROSLAM: A finite element computer code for dynamic analysis of porous media," Technical Report No. L-13316, Brookhaven National Laboratory, Upton, New York.
- Simos, N., Costantino, C. J., and Reich, M. (1995). "Probabilistic model to liquefaction assessment of dams," *Proceedings, Joint ASME/JSME pressure vessels and piping conference*, Honolulu, HI, 23-27 July 1995.
- Sy, A., Campanella, R. G., and Stewart, R. A. (1995). "BPT-SPT correlations for evaluation of liquefaction in gravelly soils," *Proceedings, American Society of Civil Engineering annual convention, session on dynamic properties of gravelly soils*, San Diego, CA, 23-27 October, Geotechnical Special Publication No. 56.
- Todorovska, M. I. (1998). "Quick reference liquefaction opportunity maps for a metropolitan area," *ASCE Geotechnical Special Publication No. 75, Geotechnical Earthquake Engineering and Soil Dynamics III*, 1, 116-127.
- VanMarcke, E. (1983). *Random fields: analysis and synthesis*, MIT Press, Cambridge, MA.
- Vasquez-Herrera, A. and Dobry, R. (1989). "Re-evaluation of the lower San Fernando Dam, Report 3: The behavior of undrained contractive sand and its effect on seismic liquefaction flow failures of earth structures," Contract Report GL 89-2, U.S. Army Engineer Waterways Experiment Station, Vicksburg, MS.
- Wackernagel, H. (1995). *Multivariate geostatistics; an introduction with applications*, Springer-Verlag, Berlin Heidelberg New York.
- Wang, Z. Q. (1981). "Foundation problems in aseismic design of hydraulic structures," *Proceedings, Joint U.S.-P.R.C. microzonation workshop*, Harbin, China, 11-16 September 1981.

References

Youd, T. L., and Idriss, I. M., ed. (1997). *Proceedings of the NCEER workshop on evaluation of liquefaction resistance of soils*, Salt Lake City, 5-6 January 1996, Technical Report NCEER-97-0022, Buffalo, NY.

Youd, T. L., and Noble, S. K. (1997). *Proceedings of the NCEER workshop on evaluation of liquefaction resistance of soils*, Salt Lake City, 5-6 January 1996, Youd and Idriss, ed., Technical Report NCEER-97-0022, Buffalo, NY.

Zhou, X., Su, J., and Fan, S. (1992). "Fuzzy-probability method for soil liquefaction hazard evaluation and its application," *Earthquake engineering and engineering vibration*, 12(4).

**APPENDIX A
BIBLIOGRAPHY**

Note: This bibliography is listed in chronological order of publication.

Donovan, N. C. (1972). **A STOCHASTIC APPROACH TO THE SEISMIC LIQUEFACTION PROBLEM**, Statistics and probability in civil engineering (ed. Lumb, P.), Hong Kong Univ. Press, Hong-Kong.

KEY WORDS: Cohesionless, earthquakes, effects, engineering geology, engineering properties, liquefaction, loading, shear strength, soils, statistical analysis, stochastic methods

Banister, J. R., Ellett, D. M., Pyke, R. and Winters, L. (1976). **COMPARISON OF PREDICTED AND OBSERVED PORE PRESSURE INCREASES ON RIO BLANCO**, Sandia Labs, Albuquerque, NM.

KEY WORDS: Rio Blanco event, ground motion, earthquakes, simulation, liquefaction, soils

Haldar, A. (1976). **PROBABILISTIC EVALUATION OF LIQUEFACTION OF SAND UNDER EARTHQUAKE MOTIONS**, Doctoral thesis, University of Illinois, Urbana, Urbana, IL, United States.

KEY WORDS: Clastic sediments, earthquakes, engineering geology, liquefaction, probability, sand, sediments, soil mechanics, statistical analysis

Chou, I. H. and Oguntala, A. (1977). **LIKELIHOOD OF LIQUEFACTION**, Proceedings of the Sixth World Conference on Earthquake Engineering, New Delhi, India, 10-14 January 1977, Prentice-Hall (for the) Earthquake Engineering Research Institute, Englewood Cliffs, NJ, International, no. 6.

KEY WORDS: Depth, earthquakes, effects, ground motion, liquefaction, loading, materials, properties, probability, saturated materials, soil mechanics, statistical analysis, stochastic processes, water table

Crouse, C. B., Guzman, R., and Espana, C. (1977). **PROBABILISTIC EVALUATION OF LIQUEFACTION WITH AN APPLICATION TO A SITE NEAR A SUBDUCTION ZONE**, Proceedings of the Sixth World Conference on Earthquake Engineering, New Delhi, India, 10-14 January 1977, Prentice-Hall (for the) Earthquake Engineering Research Institute, Englewood Cliffs, NJ, International, no. 6.

KEY WORDS: Asia, attenuation, case studies, coastal environment, cyclic processes, earthquakes, effects, engineering geology, experimental studies, Far East, ground motion, Indonesia, Java, liquefaction, magnitude, materials, properties, probability, soil mechanics, statistical analysis, strength, subduction zones, triaxial tests

Ferritto, John M. (1977). **EVALUATION OF PROBABILITY OF SEISMIC LIQUEFACTION**, Journal of the Technical Councils of ASCE: Proceedings of the ASCE v 103, n 1.

KEY WORDS: Soils—moisture, Geophysics—seismic, probability

Ferritto, J. M. and Forrest, J. B. (1977). **DETERMINATION OF SEISMICALLY INDUCED SOIL LIQUEFACTION POTENTIAL AT PROPOSED BRIDGE SITES. VOLUME I. THEORETICAL CONSIDERATIONS** (Final report 1 Jul 75-30 Jun 77), Civil Engineering Lab. (Navy), Port Hueneme, CA.

KEY WORDS: Bridges, earthquakes, soil dynamics, site surveys, soil surveys, probability theory, shear stress, cyclic loads, computer programming

Appendix A Bibliography

Ferritto, J. M. and Forrest, J. B. (1977). **DETERMINATION OF SEISMICALLY INDUCED SOIL LIQUEFACTION POTENTIAL AT PROPOSED BRIDGE SITES. VOLUME II. PLANNING GUIDE FOR EVALUATION OF LIQUEFACTION** (Final report 1 Jul 75-30 Jun 77), Civil Engineering Lab. (Navy), Port Hueneme, CA.

KEY WORDS: Bridges, earthquakes, soil dynamics, site surveys, soil surveys, probability theory, shear stress, cyclic loads

Yegian, M. K. and Whitman, R. V. (1977). **SOIL LIQUEFACTION ANALYSIS BASED ON FIELD OBSERVATIONS**, Proceedings of the Sixth World Conference on Earthquake Engineering, New Delhi, India, 10-14 January 1977, Prentice-Hall (for the) Earthquake Engineering Research Institute, Englewood Cliffs, NJ, no. 6.

KEY WORDS: Acceleration, dynamic properties, earthquakes, effects, intensity, liquefaction, Liquefaction Potential Index, magnitude, materials, properties, new methods, pore pressure, pressure, probability, shear stress, soil mechanics, statistical analysis

Chou, I. Hsin and Fischer, Joseph A. (1978). **LIQUEFACTION AND PROBABILITY**, Probab Anal and Des of Nucl Power Plant Struct, Presented at ASME, Winter Annual Meet, San Francisco, Calif, Dec 10-15, Publ by ASME, (PVP-PB-030).

KEY WORDS: Nuclear power plants—earthquake effects, probability, geology

Ferritto, J. M. and Forrest, J. B. (1978). **SEISMIC LIQUEFACTION POTENTIAL** (Technical note, Oct 77-Mar 78), Civil Engineering Lab (Navy) Port Hueneme, CA.

KEY WORDS: Earthquakes, soil dynamics, stress analysis, compression, damping, soil mechanics, seismic data, computerized simulation, risk, models, shear tests

McGuire, R. K., Tatsuoka, F., Iwasaki, T., Tokidu, K. I. (1978). **PROBABLISTIC PROCEDURES FOR ASSESSING SOIL LIQUEFACTION POTENTIAL**, Journal of Research (Public Works Research Institute). Tokyo, vol. 19.

KEY WORDS: Acceleration, Asia, clastic sediments, earthquakes, effects, engineering geology, Far East, ground motion, Honshu, in situ, Japan, liquefaction, liquefaction potential index, materials, properties, penetration tests, probability, reclamation, sand, sediments, seismicity, shear strength, shear stress, soil mechanics, statistical analysis, strength, strong motion, Tokyo Bay

Yegian, Mishac K. and Whitman, Robert V. (1978). **RISK ANALYSIS FOR GROUND FAILURE BY LIQUEFACTION**, American Society of Civil Engineers, Journal of the Geotechnical Engineering Division v 104, n 7.

KEY WORDS: Soils—earthquake resistance, earthquakes, mathematical models, probability, geophysics—seismic

Haldar, Achintya and Tang, Wilson H. (1979). **PROBABILISTIC EVALUATION OF LIQUEFACTION POTENTIAL**, American Society of Civil Engineers, Journal of the Geotechnical Engineering Division v 105, n 2.

KEY WORDS: Soil mechanics, soils—earthquake resistance, statistical methods, probability, earthquakes

McGuire, R. K., Tatsuoka, F., Iwasaki, T., and Tokida, K. (1979). **ASSESSMENT OF THE PROBABILITY OF LIQUEFACTION OF WATER-SATURATED RECLAIMED LAND**, Appl of Stat and Probab in Soil and Struct Eng, 3rd Int Conf (ICASP 3), Proc, Sydney, Aust, 29 Jan-2 Feb 1979, Unisearch Ltd, Kensington, NSW, Aust, v 2.

KEY WORDS: Soil mechanics, earthquakes, probability

Christian, John T. (1980). **PROBABILISTIC SOIL DYNAMICS: STATE-OF-THE-ART**, Journal of the Geotechnical Engineering Division ASCE, v 106(GT4), Proc. Paper, 15339.
KEY WORDS: Dynamics, earthquakes, liquefaction, offshore structures, probability theory, random vibration, soil dynamics, soil liquefaction, soil structure interaction, statistical analysis.

Chou, I-Hsin and Ehasz, J. L. (1980). **PROBABILITY OF LIQUEFACTION DUE TO EARTHQUAKE**, Proceedings of the 7th World Conference on Earthquake Engineering, Istanbul, Turk, 8 September 1980, Publ by Turk Natl Comm on Earthquake Eng, Ankara.
KEY WORDS: Sand and gravel

Chou, I-Hsin and Ehasz, J. L. (1980). **PROBABILITY OF LIQUEFACTION DUE TO EARTHQUAKE**, Proceedings of the Seventh World Conference on Earthquake Engineering, Istanbul, Turkey, 8-13 September 1980, Prentice-Hall (for the) Earthquake Engineering Research Institute, Englewood Cliffs, NJ, no. 7, Vol. 3.
KEY WORDS: Analysis, earthquakes, epicenters, liquefaction, probability, seismic risk, seismicity, soil dynamics, soil mechanics, statistical analysis, stochastic processes, strength

de Herrera, Milton A., Zsutty, Theodore C., and Aboim, Carlos A. (1980). **ANALYSIS OF LIQUEFACTION POTENTIAL BASED ON PROBABILISTIC GROUND MOTIONS**, Soils Under Cyclic and Transient Loading, Proc of the Int Symp, v 2, Swansea, UK, 7-11 Jan 1980, Publ by A. A. Balkema, Rotterdam, Neth.
KEY WORDS: Soil mechanics, seismic waves-spectrum analysis, stresses, probability

Chameau, Jean-Lou. (1981). **PROBABILITIES AND HAZARD ANALYSIS FOR PORE PRESSURE INCREASE IN SOILS DUE TO SEISMIC LOADING**, Doctoral thesis, Stanford University, Stanford, CA, United States,
KEY WORDS: Cohesionless materials, deformation, earthquakes, effects, experimental studies, geologic hazards, liquefaction, loading, pore pressure, pressure, probability, seismic risk, seismology, soil mechanics, statistical analysis, theoretical studies

Clough, G. W. and Chameau, J. L. (1981). **PROBABILISTIC AND HAZARD ANALYSIS FOR PORE PRESSURE INCREASE IN SOILS DUE TO SEISMIC LOADING**, 51, NSF/CEE-81038.
KEY WORDS: Soil dynamics, earthquakes, pore pressure, soil properties, cyclic loads, probability theory, cohesive soil, noncohesive soils, pore pressure, increase, probabilistic analysis, hazard, dynamic loading, earthquake, soil liquefaction, cohesionless soil, cyclic loading

Fardis, Michael N. and Veneziano, Daniele. (1981). **STATISTICAL ANALYSIS OF SAND LIQUEFACTION**, American Society of Civil Engineers, Journal of the Geotechnical Engineering Division v 107, n 10.
KEY WORDS: Soil mechanics-mathematical models, sand and gravel, statistical methods, probability

Iwasaki, Toshio, Tokida, Ken-ichi, McGuire, Robin K., and Tatsuoka, Fumio. (1981). **ASSESSMENT OF THE PROBABILITY OF LIQUEFACTION OF UNCOMPACTED SANDY DEPOSITS**, Structural Safety and Reliability, Proceedings of ICOSSAR '81, the 3rd International Conference, Trondheim, Norw, 23 June 1981, Publ by Elsevier Sci Publ Co (Dev in Civ Eng, 4), Amsterdam, Neth and New York, NY, USA.
KEY WORDS: Soil mechanics

Appendix A Bibliography

Royce, B., Weeter, D., Shypailo, R., Meier, P., and Metz, W. (1981). **SOLID AND HAZARDOUS WASTE DISPOSAL AT EASTERN COAL GASIFICATION AND LIQUEFACTION FACILITIES.** (Portions of document are illegible.)

KEY WORDS: Coal liquefaction plants, solid wastes, coal gasification plants, Src-ii process, Lurgi process, Lurgi slagging process, sanitary landfills, hazardous materials, waste disposal, topography, soils, hydrology, geology, site selection, site preparation, liners, coverings, leachates, aquifers, contamination, cost benefit analysis, ground disposal, simulation

Talaganov, K., Petrovski, J., and Mihailov, V. (1981). **SOIL LIQUEFACTION SEISMIC RISK ANALYSIS BASED ON POST 1979 EARTHQUAKE OBSERVATIONS IN MONTENEGRO,** International Conference on Recent Advances in Geotechnical Earthquake Engineering and Soil Dynamics, St. Louis, Mo, USA, 26 April 1981, Publ by Univ of Mo, Rolla, USA.

KEY WORDS: Earthquakes-Yugoslavia

Tang, Wilson H. (1981). **PROBABILISTIC EVALUATION OF LOADS,** American Society of Civil Engineers, New York, NY, USA, Journal of the Geotechnical Engineering Division vol. 107, no. GT3.

KEY WORDS: Earthquakes, effects, histograms, liquefaction, load casts, loading, pore pressure, pressure, probability, Richter Scale, sedimentary structures, seepage, seismic risk, slope stability, soil mechanics, statistical analysis, theoretical studies, turbidity current structures, wind transport

Yegian, M. K. and Vitelli, B. M. (1981). **PROBABILISTIC ANALYSIS FOR LIQUEFACTION,** Northeastern Univ., Boston, MA, Dept. of Civil Engineering.

KEY WORDS: Soil dynamics, earthquakes, soil properties, sands, saturated soils, sand boils, probability theory

Anderson, Loren R. and Keaton, Jeffrey R. (1982). **DEVELOPMENT OF A LIQUEFACTION POTENTIAL MAP,** Proceedings of the 19th Annual Engineering Geology and Soils Engineering Symposium, Pocatello, Idaho, USA, 31 March 1982, Publ by Idaho Transportation Dep, Div of Highways, Idaho, USA.

KEY WORDS: Soils-physical properties

Banks, E. W. (1982). **SOIL LIQUEFACTION POTENTIAL AT THE NAVAL WEAPONS CENTER, CHINA LAKE, CALIFORNIA (Master's thesis, 1979-1980),** Naval Weapons Center, China Lake, CA.

KEY WORDS: Soil mechanics, soil dynamics, ground level, acceleration, soil stabilization, earthquakes, seismology, probability, computer applications, theses

Fardis, Michael N. and Veneziano, Daniele. (1982). **PROBABILISTIC ANALYSIS OF DEPOSIT LIQUEFACTION,** American Society of Civil Engineers, Journal of the Geotechnical Engineering Division v 108, n GT3.

KEY WORDS: Soil mechanics-mathematical models, sand and gravel, soils-pore pressure, seismic waves, probability

Haldar, A. and Miller, F. J. (1982). **PROBABILISTIC EVALUATION OF DAMAGE POTENTIAL IN EARTHQUAKE-INDUCED LIQUEFACTION IN A 3-D SOIL DEPOSIT (Technical report),** Georgia Inst. of Tech., Atlanta, School of Civil Engineering.

KEY WORDS: Earthquakes, soil mechanics, soil properties, probability density functions, damage assessment, loads (forces), mathematical models

Haldar, Achintya and Miller, Frank J. (1982). PROBABILISTIC EVALUATION OF LIQUEFACTION IN A 3-D SOIL DEPOSIT, Soil Dynamics & Earthquake Engineering, Proceedings of the Conference, Southampton, Engl, 13 July 1982, Publ by A. A. Balkema, Rotterdam, Neth.
KEY WORDS: Soil mechanics

Katada, Toshiyuki and Hakuno, Motohiko. (1982). DYNAMIC BEHAVIOUR OF BURIED STRUCTURES IN LIQUEFACTION PROCESS, Soil Dynamics & Earthquake Engineering, Proceedings of the Conference, Southampton, Engl, 13 July 1982, Publ by A. A. Balkema, Rotterdam, Neth.
KEY WORDS: Structural design—earthquake resistance

Anderson, Loren R. (1983). METHODS OF EVALUATING REGIONAL LIQUEFACTION POTENTIAL, Geological Society of America, Rocky Mountain Section, 36th annual meeting, Cordilleral Section, 79th annual meeting, Salt Lake City, UT, USA, 2-4 May 1983, Abstracts with Programs - vol. 15, no. 5.
KEY WORDS: Cartography, critical acceleration, engineering geology maps, evaluation, liquefaction, liquefaction potential, liquefaction susceptibility, maps, penetration tests, probability, Salt Lake City region, slope stability, soil mechanics, statistical analysis, United States, Utah

Chou, Lan-Yu. (1983). PROBABILISTIC APPROACH TO EVALUATION OF LIQUEFACTION POTENTIAL, Proceedings, 4th International Conference - Applications of Statistics and Probability in Soil and Structural Engineering, Florence, Italy, 13 June 1983, Publ by Pitagora Editrice, Bologna, Italy.
KEY WORDS: Sand and gravel—mechanical properties

Hadj Hamou, and Taric Aly. (1983). PROBABILISTIC EVALUATION OF DAMAGE POTENTIAL DUE TO SEISMICALLY INDUCED PORE PRESSURES, Doctoral thesis, Stanford University, Stanford, CA, USA.
KEY WORDS: Clastic sediments, damage, deformation, earthquakes, effects, failures, geologic hazards, liquefaction, pore pressure, pressure, probability, sand, sediments, shear strength, soil mechanics, statistical analysis, strain

Haldar, A. (1983). PROBABILITY OF LIQUEFACTION IN A 3-D SOIL DEPOSIT, Proceedings, Seminar on Probabilistic Methods in Geotechnical Engineering held at Vicksburg, Mississippi, on 21 September 1982, Georgia Inst. of Tech., Atlanta, School of Civil Engineering.
KEY WORDS: Soil mechanics, failure (mechanics), soils, earthquakes, mathematical prediction, mathematical models, probability

Kavazanjian, Edward, Jr. (1983). EVALUATION OF LIQUEFACTION POTENTIAL IN DOWNTOWN SAN FRANCISCO, Geological Society of America, Rocky Mountain Section, 36th annual meeting, Cordilleral Section, 79th annual meeting, Salt Lake City, UT, USA, 2-4 May 1983, Abstracts with Programs - Geological Society of America vol. 15, no. 5.
KEY WORDS: California, cohesionless materials, density, earthquakes, engineering geology, evaluation, liquefaction, liquefaction potential, penetration tests, pore pressure, pressure, probability, San Francisco California, shear stress, slope stability, soil mechanics, statistical analysis, United States

Kavazanjian, Edward Jr., Roth, Richard A., and Echezuria, Heriberto. (1983). PROBABILISTIC EVALUATION OF LIQUEFACTION POTENTIAL FOR DOWNTOWN SAN FRANCISCO, Report - Stanford University, John A. Blume Earthquake Engineering Center n 60.

Appendix A Bibliography

KEY WORDS: Geophysics–seismic, seismology–spectrum analysis, earthquakes–California: 481 (Geology & Geophysics), 484 (Seismology), 48 (Engineering Geology)

Kitaura, Masaru and Musashi, Masanobu. (1983). **ANALYTICAL METHOD OF EARTHQUAKE RESPONSE OF SATURATED LOOSE SAND LAYERS AND EMBEDDED PIPE DURING LIQUEFACTION**, *Memoirs of the Faculty of Technology, Kanazawa University* v 16, n 2.

KEY WORDS: Pipelines–earthquake resistance: 619 (Pipes, Tanks & Accessories), 484 (Seismology), 61 (Plant & Power Engineering), 48 (Engineering Geology)

Smart, John D. and Von Thun, J. Lawrence. (1983). **SEISMIC DESIGN ANALYSIS OF EMBANKMENT DAMS, RECENT BUREAU OF RECLAMATION EXPERIENCE**, *Seismic design of embankments and caverns* (ed. Howard, Terry R.), *Seismic design of embankments and caves*, Philadelphia, PA, USA, 16-20 May 1983, Am. Soc. Civ. Eng., New York, NY, USA.

KEY WORDS: Analysis, behavior, Colorado, construction, dams, deformation, design, earthquakes, embankments, engineering geology, foundations, Fruitgrowers Dam, Henry's Fork, Idaho, Island Park Dam, Jackson Lake Dam, liquefaction, loading, magnitude, Nebraska, Niobrara River, Norden Dam, slope stability, Snake River, soil mechanics, strength, structures, U.S. Bureau of Reclamation, United States, Western U.S., Wyoming

Tinsley, John C., Youd, T. L., and Perkins, David M. (1983). **EVALUATION OF LIQUEFACTION POTENTIAL IN THE LOS ANGELES AREA, CALIFORNIA**, *Geological Society of America, Rocky Mountain Section, 36th annual meeting, Cordillera Section, 79th annual meeting, Salt Lake City, UT, USA, 2-4 May 1983, Abstracts with Programs - Geological Society of America* vol. 15, no. 5.

KEY WORDS: Alluvium, California, Cenozoic, clastic sediments, earthquakes, engineering geology, Entisols, evaluation, floodplains, fluvial features, granular materials, ground water, Holocene, horizons, Inceptisols, levels, liquefaction, liquefaction opportunity, liquefaction potential, liquefaction susceptibility, Los Angeles County California, Los Angeles region, Los Angeles River, morphology, Paleosols, penetration tests, Pleistocene, probability, Quaternary, rainfall, San Fernando Valley, San Gabriel River, sand, Santa Ana River, saturation, sediments, shorelines, slope stability, soil mechanics, soils, statistical analysis, United States

Atkinsons, Gail M., Finn, W. D. Liam, and Charlwood, R. G. (1984). **SIMPLE COMPUTATION OF LIQUEFACTION PROBABILITY FOR SEISMIC HAZARD APPLICATIONS**, *Earthquake Spectra* v 1, n 1.

KEY WORDS: Earthquakes–evaluation, soil mechanics–pore pressure, sand and gravel–testing, probability–computer aided analysis

Kitaura, Masaru and Miyajima, Masakatsu. (1984). **RESPONSE SIMULATION OF BURIED PIPELINE DURING SOIL LIQUEFACTION**, *Memoirs of the Faculty of Technology, Kanazawa University* v 17, n 1.

KEY WORDS: Pipelines, steel–earthquake resistance, seismic waves–wave effects: 545 (Iron & Steel), 619 (Pipes, Tanks & Accessories), 484 (Seismology), 54 (Metal Groups), 61 (Plant & Power Engineering), 48 (Engineering Geology)

Whitman, Robert V. (1984). **EVALUATING CALCULATED RISK IN GEOTECHNICAL ENGINEERING**, *American Society of Civil Engineers, Journal of Geotechnical Engineering* vol. 110, no. 2.

KEY WORDS: Dams, design, earth dams, economics, embankments, failures, finite element analysis, liquefaction, materials, properties, pore pressure, pressure, probability, risk evaluation, shear strength, slope stability, soil mechanics, spatial variations, stability analysis, statistical analysis, stress

Atkinson, Gail M. (1985). **SEISMIC LIQUEFACTION PROBABILITY FOR CANADIAN OFFSHORE REGIONS**, Canadian Journal of Civil Engineering v 12, n 4.

KEY WORDS: Soils-underwater, earthquake resistance, probability, soil mechanics-stability, dynamics

Finn, W. D. Liam and Atkinson, Gail M. (1985). **PROBABILITY OF SEISMICALLY INDUCED LIQUEFACTION IN BRITISH SECTOR OF NORTH SEA**. Earthquake Engineering in Britain, Proceedings of a Conference, Norwich, Engl, 18 April 1985, ICE, London, Engl, Soc of Earthquake & Civil Engineering Dynamics, Publ by Thomas Telford, London, Engl.

KEY WORDS: Earthquakes, soils-liquefaction, probability-computer aided analysis

Kavazanjian, E. Jr., Roth, R. A., and Echezuria, H. (1985). **LIQUEFACTION POTENTIAL MAPPING FOR SAN FRANCISCO**, Journal of Geotechnical Engineering - ASCE, v 111(1).

Kavazanjian, Edward, Roth, Richard A., and Echezuria, Heriberto. (1985). **LIQUEFACTION POTENTIAL MAPPING FOR SAN FRANCISCO**, Journal of Geotechnical Engineering v 111, n 1.

KEY WORDS: Soil mechanics-pore pressure, seismic waves-velocity, soils-shear strength

Haldar, A. and Chern, S. (1986). **PROBABILISTIC PREDICTION OF PORE PRESSURE-INDUCED SETTLEMENT FOR ISOTROPICALLY AND ANISOTROPICALLY CONSOLIDATED DEPOSITS**, International symposium on Engineering geology problems in seismic areas, Bari, Italy.

LANGUAGE: English **SUMMARY LANGUAGE:** French

KEY WORDS: Anisotropic materials, clastic sediments, consolidated materials, cyclic loading, earthquakes, effects, isotropic materials, land subsidence, liquefaction, loading, pore pressure, prediction, pressure, probability, sand, sediments, seismic response, settlement, soil mechanics, statistical analysis

Kavazanjian, Edward Jr. (1986). **PROBABILISTIC STUDY OF SPT LIQUEFACTION ANALYSIS**, Use of In Situ Tests in Geotechnical Engineering, Proceedings of In Situ '86, Blacksburg, VA, USA, 23 June 1986, ASCE, (Geotechnical Special Publ n 6).

KEY WORDS: Sand and gravel-physical properties, earthquake resistance-analysis, soils-pore pressure, materials testing-analysis, mathematical models

Finn, W. D. Liam, Atkinson, G. M., and Charlwood, R. G. (1987). **ESTIMATING THE PROBABILITY OF LIQUEFACTION DURING EARTHQUAKES**, Reliability and Risk Analysis in Civil Engineering, Proceedings of ICASP5, the Fifth International Conference on Applications of Statistics and Probability in Soil and Structural Engineering, Vancouver, BC, Can, 25 May 1987, Publ by Inst for Risk Research, Univ of Waterloo, Waterloo, Ont, Can v 2.

KEY WORDS: Sand and gravel-vibrations, earthquakes, probability-computer aided analysis, soils-testing

Jasinski, D. L. (1987). **EFFECTS OF BAND-LIMITED WHITE NOISE EXCITATION ON LIQUEFACTION POTENTIAL IN LARGE-SCALE TESTS (MASTER'S THESIS)**, Air Force Inst. of Tech., Wright-Patterson AFB, OH.

KEY WORDS: Soil mechanics, earthquake engineering, liquefaction, shear stresses, static loads, soils, experimental design, data reduction, graphs, pore pressure, ground water, models, white noise, theses

Appendix A Bibliography

Veneziano, Daniele and Liao, Samson S. C. (1987). **STATISTICAL ERRORS AND BIASES IN LIQUEFACTION CASE STUDIES**, Reliability and Risk Analysis in Civil Engineering, Proceedings of ICASP5, the Fifth International Conference on Applications of Statistics and Probability in Soil and Structural Engineering, Vancouver, BC, Can, 25 May 1987, Publ by Inst for Risk Research, Univ of Waterloo, Waterloo, Ont, Can v 2.

KEY WORDS: Sand and gravel-vibrations, statistical methods-regression analysis, earthquakes, soil mechanics

Zhou, Lan-Yu and Ueshita, Kano. (1987). **LIQUEFACTION RISK MICROZONATION FOR LOW-VOLUME ROAD NETWORKS**, Fourth International Conference on Low Volume Roads, Ithaca, NY, USA, 16 August 1987, Transportation Research Board, Committee on Low-Volume Roads, Washington, DC, USA, Transportation Research Record 1106 v 2, Publ by Natl Research Council, Washington, DC, USA.

KEY WORDS: Roads and streets-stabilization, soils-liquefaction, risk studies, highway systems-earthquake resistance

Blazquez, Rafael and Martinez, Felipe M. (1988). **PROBABILISTIC ANALYSIS OF SEAFLOOR LIQUEFACTION**, Twenty-First Coastal Engineering Conference, Costa del Sol, Malaga, Spain, 20 June 1988.

KEY WORDS: Soils-liquefaction, oceanography, water waves, probability, mathematical techniques-sensitivity analysis

Chagnon, J. Y. and Locat, J. (1988). **SEISMIC MICROZONATION FOR THE QUEBEC CITY AREA**, Proceedings of the 41st Canadian Geotechnical Conference, Kitchener, Ont, Can, 5-7 October 1988.

KEY WORDS: Earthquake resistance, probability, risk assessment, slope stability, soil liquefaction, seismic waves, soil mechanics, boreholes

Finn, W. D. Liam. (1988). **LIQUEFACTION POTENTIAL OF LEVEL GROUND: DETERMINISTIC AND PROBABILISTIC ASSESSMENT**, Computers and Geotechnics v 5, n 1.

KEY WORDS: Soils-vibrations, seismic waves, soil mechanics, dynamics, probability, stresses-analysis

Liao, Samson S. C., Veneziano, Daniele, and Whitman, Robert V. (1988). **REGRESSION MODELS FOR EVALUATING LIQUEFACTION PROBABILITY**, American Society of Civil Engineers, Journal of Geotechnical Engineering vol. 114, no. 4.

KEY WORDS: Attenuation, catalogs, earthquakes, effects, engineering geology, ground motion, liquefaction, models, pore pressure, pressure, regression analysis, seismic intensity, soil mechanics, statistical analysis, stress

Watts, Bryan D., Sy, Alex, and Rogers, Brian. (1988). **FOUNDATION LIQUEFACTION ASSESSMENT AT AMAULIGAK F-24, BEAUFORT SEA**, Proceedings of the 41st Canadian Geotechnical Conference, Kitchener, Ont, Can Conference, 5-7 October 1998.

KEY WORDS: Soil liquefaction, foundations, sand, risk assessment, hazards, probability, shear stress, stress analysis, safety factor, permafrost

Budhu, M., Giese, R., and Baumgrass, L. (1989). **LIQUEFACTION POTENTIAL OF SURFICIAL DEPOSITS IN THE CITY OF BUFFALO, NEW YORK (TECHNICAL REPT)**, Report No. NCEER-89-0036, National Center for Earthquake Engineering Research, Buffalo, NY.

KEY WORDS: Liquefaction, sediments, earthquakes, field tests, soil properties, density (mass/volume), overburden, mathematical models

Forrest, Carol L. and Noorany, Iraj. (1989). **LIQUEFACTION RISK ANALYSIS FOR A HARBOR FILL**, Marine Geotechnology v 8, n 1.

KEY WORDS: Ports and harbors—California, port structures—earthquake resistance, soils—liquefaction, hydraulic structures—earthquake resistance, risk studies—assessment, soil mechanics

Kramer, S. L. (1989). **UNCERTAINTY IN STEADY-STATE EVALUATION PROCEDURES**, American Society of Civil Engineers, Journal of Geotechnical Engineering Vol. 115 Issue Number 10.

KEY WORDS: Uncertainty, steady state, liquefaction (soil), evaluation, probabilistic analysis, saturated soils, sands, earth slides

Mabey, M. A. and Youd, T. L. (1989). **LIQUEFACTION SEVERITY INDEX MAPS OF THE STATE OF UTAH**, Proceedings of the Symposium on Engineering Geology and Geotechnical Engineering vol. 25, Reno, NV, USA, 20-22 March 1989, A. A. Balkema, Rotterdam, Netherlands.

KEY WORDS: Deformation, earthquakes, engineering geology, liquefaction, magnitude, probability, shear strength, soil mechanics, statistical analysis, United States, Utah

O'Rourke, Michael J. (1989). **RESPONSE ANALYSIS OF CRUDE OIL TRANSMISSION SYSTEMS**, Proceedings of ICOSSAR '89, the 5th International Conference on Structural Safety and Reliability, Part I, San Francisco, CA, USA, 7 August 1989, ASCE.

KEY WORDS: Petroleum pipelines—earthquake effects, pipelines, steel—failure, probability—random processes, soils—liquefaction, structural analysis—dynamic response, risk studies—assessment

Shinozuka, Masanobu and Kishimoto, Shoji. (1989). **DEVELOPMENT OF FRAGILITY CURVES FOR LIQUEFACTION**, Proceedings of ICOSSAR '89, the 5th International Conference on Structural Safety and Reliability, Part I, San Francisco, CA, USA, 7 August 1989, ASCE.

KEY WORDS: Soils—liquefaction, probability—random processes, mathematical statistics—Monte Carlo methods, earthquakes—United States, petroleum pipelines—earthquake effects

Budhu, M., Vijayakumar, V., Giese, R. F., and Baumgras, L. (1990). **LIQUEFACTION POTENTIAL FOR SITES IN MANHATTAN AND BUFFALO, NEW YORK**, Association of Engineering Geologists, Dallas, TX, USA, Bulletin of the Association of Engineering Geologists vol. 27, no. 1.

KEY WORDS: Boreholes, Buffalo New York, cohesionless materials, engineering geology, Erie County New York, levels, liquefaction, liquefaction potential, Manhattan, materials, New York, New York City New York, New York County New York, penetration tests, properties, seismic response, soil mechanics, southeastern New York, United States, western New York

Elton, David J. and Hadj-Hamou, Tarik. (1990). **LIQUEFACTION POTENTIAL MAP FOR CHARLESTON, SOUTH CAROLINA**, Journal of Geotechnical Engineering v 116, n 2.

KEY WORDS: Soils—liquefaction, maps and mapping—Charleston, South Carolina, probability—calculations, land fill—Charleston, South Carolina, earthquake resistance

Ho, C. L. and Kavazanjian, E. Jr. (1990). **REDUCTION FACTOR FOR LIQUEFACTION POTENTIAL ANALYSIS**, Soil Dynamics and Earthquake Engineering v 9, n 6.

KEY WORDS: Soils—liquefaction, probability, materials testing, soil mechanics—shear strength, earthquakes—California

Appendix A Bibliography

- Cao, Y. L. and Law, K. T. (1991). **LIQUEFY: A PROGRAM FOR SOIL LIQUEFACTION POTENTIAL ASSESSMENT IN EARTHQUAKES**, Proceedings of the 44th Canadian Geotechnical Conference. Part 1 (of 2), Calgary, Alberta, Can, 29 September-2 October 1999.
KEY WORDS: Soil liquefaction, soil testing, soil mechanics, computer aided analysis, computer software, probability, earthquake resistance, database systems, strength of materials, engineering geology
- Hwang, H. H. M. and Lee, C. S. (1991). **PROBABILISTIC EVALUATION OF LIQUEFACTION POTENTIAL (TECHNICAL REPT)**, Report No. NCEER-91-0025, Memphis State Univ., TN, Center for Earthquake Research and Information, Washington, DC.
KEY WORDS: Liquefaction, earthquakes, probability theory, soil pressure, stochastic analysis, nonlinear systems, earthquake engineering, dynamic response, statistical analysis, soil mechanics, shear stress, seismic waves
- Keaton, Jeffrey R., Bischoff, Jon E., Youd, T. Leslie, and Mabey, Matthew A. (1991). **LIQUEFACTION HAZARD ANALYSIS FOR DESIGN OF THE KERN RIVER PIPELINE AT THE MUDDY RIVER CROSSING, SOUTHERN NEVADA**, Proceedings of the 3rd U.S. Conference on Lifeline Earthquake Engineering, Los Angeles, CA, USA, 22 August 1991, ASCE, Technical Council on Lifeline Earthquake Engineering.
KEY WORDS: Natural gas pipelines-earthquake resistance, soils-liquefaction, pipelines-river crossings, geology-Nevada, seismology, earthquakes
- Law, K. T. and Cao, Y. L. (1991). **PROBABILISTIC ASSESSMENT OF SEISMIC LIQUEFACTION POTENTIAL**, Proceedings of the 44th Canadian Geotechnical Society Conference. Part 1 (of 2) Calgary, Alberta, Can, 29 September - 2 October 1991.
KEY WORDS: Soil liquefaction, soil testing, soil mechanics, earthquake resistance, seismology, probability, geologic models, integral equations, risk assessment, energy dissipation
- Lay, S. Y., Shich, M. J., and Lee, F. B. (1991). **MINIMUM MISCLASSIFICATION MODEL FOR EVALUATING SOIL LIQUEFACTION PROBABILITY BY SPT-N VALUE**, Proceedings of the 3rd International Symposium on Field Measurements in Geomechanics, Oslo, Norway, 9 September 1991, Field Measurements in Geomechanics, Publ by A. A. Balkema, Rotterdam, Neth.
KEY WORDS: Soils-liquefaction, soil mechanics-mathematical models, materials testing-analysis, probability, sand and gravel
- Ostadan, F., Marrone, J., Litehiser, J., Arango, I. (1991). **LIQUEFACTION HAZARD EVALUATION. METHODOLOGY AND APPLICATION**, Proceedings of the 3rd U.S. Conference on Lifeline Earthquake Engineering, Los Angeles, CA, USA, 22 August 1991, ASCE, Technical Council on Lifeline Earthquake Engineering, Publ by ASCE.
KEY WORDS: Soils-liquefaction, probability, earthquakes, earthquake resistance, civil engineering
- Vahdani, Shahriar, Mejia, Lelio H., and Burley, Terry G. (1991). **LIQUEFACTION EVALUATION AT A CALIFORNIA SUBSTATION SITE**, IEEE Transactions on Power Delivery v 6, n 3.
KEY WORDS: Electric substations-earthquake resistance, soils-liquefaction, geology, seismic waves, probability
- Hamada, Masanori. (1992). **DAMAGE ASSESSMENT OF LIFELINE SYSTEMS IN JAPAN**, Proceedings of the 4th US-Japan Workshop on Earthquake Disaster Prevention for Lifeline Systems, Los Angeles, CA, USA, 19 August 1991, NIST Special Publication n 840.

KEY WORDS: Earthquake resistance, public utilities, facilities, failure analysis, soil liquefaction, soil mechanics, deformation, dynamic response, structural analysis, mathematical models

Hwang, Howard H. M. (1992). **SEISMIC HAZARD ALONG A CENTRAL U.S. OIL PIPELINE**, Proceedings of the Lifeline Earthquake Engineering in the Central and Eastern US, New York, NY, USA, September 1992, Publ by ASCE.

KEY WORDS: Petroleum pipelines, earthquake resistance, soil liquefaction, mathematical models

Zhou Xiyuan, Su Jingyu, Fan Shuirong. (1992). **FUZZY-PROBABILITY METHOD FOR SOIL LIQUEFACTION HAZARD EVALUATION AND ITS APPLICATION**. Dizhen Gongcheng yu Gongcheng Zhendong = Earthquake Engineering and Engineering Vibration vol. 12, no. 4.

LANGUAGE: Chinese **SUMMARY LANGUAGE:** English.

KEY WORDS: Aseismic design, data processing, fuzzy logic, geologic hazards, liquefaction, probability, risk assessment, seismic response, soil mechanics, statistical analysis

Liu Ying, Li Dahua. (1993). **SCALE AND PROBABILITY OF SAND LIQUEFACTION**, Journal of Seismological Research vol. 16, no. 2.

LANGUAGE: Chinese **SUMMARY LANGUAGE:** English

KEY WORDS: Clastic sediments, foundations, liquefaction, probability, sand, sediments, seismic response, soil mechanics, statistical analysis

Martin, James R. (1993). **DEVELOPMENT OF GEOGRAPHICAL INFORMATION SYSTEM (GIS) FOR SEISMIC HAZARD STUDY OF CHARLESTON, SC**, Geographic Information Systems and Their Application in Geotechnical Earthquake Engineering, Proceedings of a Workshop, Atlanta, GA, 29-30 January 1993, Publ by ASCE.

KEY WORDS: Seismology, database systems, soil mechanics, liquefaction, soil liquefaction

Little, Tim E., Imrie, Alan S., and Psutka, John F. (1994). **GEOLOGIC AND SEISMIC SETTING PERTINENT TO DAM SAFETY REVIEW OF DUNCAN DAM**, Canadian Geotechnical Journal v 31, n 6.

KEY WORDS: Embankment dams, accident prevention, soil liquefaction, sand, earthquake resistance, parameter estimation, probability, earthquakes

Pires, J. A., Ang, A. H.-S., and Katayama, I. (1994). **PROBABILISTIC EVALUATION OF LATERAL EXTENT OF SOIL LIQUEFACTION UNDER EARTHQUAKE LOADING**, Proceedings of the 11th International Conference on Structural Mechanics in Reactor Technology, Tokyo, Japan, 18-23 October 1991, Nuclear Engineering and Design v 147, n 2.

KEY WORDS: Soil liquefaction, probability, Monte Carlo methods, earthquake effects, soils, vibrations (mechanical), correlation methods, shear strength, earthquakes, loads (forces)

Ferritto, J. (1995). **MICROSEISM MEASUREMENTS AT THE WATERFRONT - AN AID TO NAVY BASE MICROZONATION**, Naval Facilities Engineering Service Center, Port Hueneme, CA.

KEY WORDS: Naval shore facilities, microseisms, earthquake resistant structures, waterfront structures, earthquake engineering, risk, probability distribution functions, dynamic response, soil mechanics, ground motion, strength (general), seismic waves, computer applications, earthquakes, epicenters, liquefaction, seismology

Little, Tim E. (1995). **SEISMIC MICROZONATION IN BRITISH COLUMBIA**, Geological Association of Canada, Mineralogical Association of Canada, annual meeting, program with abstracts--

Appendix A Bibliography

Association Geologique du Canada, Association Mineralogique du Canada, reunion annuelle, programme et resumes, 17-19 May 1995, Mineralogical Association of Canada, Canadian Geophysical Union, Joint Annual Meeting, vol. 20.

KEY WORDS: Aseismic design, British Columbia, Canada, dams, earthquakes, Fraser River delta, geologic hazards, gravel deposits, ground motion, ground water, Hell Creek Fault, landfills, liquefaction, mapping, power plants, probability, programs, remote sensing, sanitary landfills, seismic risk, seismic zoning, soils, spatial distribution, statistical analysis, surveys, water table, western Canada

Loh, C. H., Cheng, C. R., and Wen, Y. K. (1995). **PROBABILISTIC EVALUATION OF LIQUEFACTION POTENTIAL UNDER EARTHQUAKE LOADING**, Soil Dynamics & Earthquake Engineering, v 14(4).

KEY WORDS: Soil mechanics, seismicity, liquefaction, seismic hazard

Popescu, Radu and Prevost, Jean H. (1995). **COMPARISON BETWEEN VELACS NUMERICAL 'CLASS A' PREDICTIONS AND CENTRIFUGE EXPERIMENTAL SOIL TEST RESULTS**, Soil Dynamics and Earthquake Engineering v 14, n 2.

KEY WORDS: Soil liquefaction, forecasting, centrifuges, soil testing, errors, probability, mathematical models, pore pressure, dynamic loads, stresses

Popescu, Radu and Prevost, Jean H. (1995). **RELIABILITY ASSESSMENT OF CENTRIFUGE SOIL TEST RESULTS**, Soil Dynamics and Earthquake Engineering v 14, n 2.

KEY WORDS: Soil testing, reliability, centrifuges, soil liquefaction, error analysis, probability, mathematical models, dynamic loads, forecasting, pore pressure

Simos, N., Costantino, C. J., and Reich, M. (1995). **PROBABILISTIC MODEL TO LIQUEFACTION ASSESSMENT OF DAMS**, Joint ASME/JSME pressure vessels and piping conference, Honolulu, HI, 23-27 July 1995.

KEY WORDS: Dams, soils, distribution functions, earthquakes, ground motion, ground subsidence, Monte Carlo method, probability, statistical models, stochastic processes, stresses, soil-structure interfaces

Arango, Ignacio, Ostadan, Farhang, Lewis, Michael R., and Gutierrez, Brent J. (1996). **QUANTIFICATION OF SEISMIC LIQUEFACTION RISK**, Proceedings of the 1996 ASME Pressure Vessels and Piping Conference, Montreal, Can, 21-26 July 1996, Seismic Engineering American Society of Mechanical Engineers, Pressure Vessels and Piping Division (Publication) PVP v 340, ASME, New York, NY.

KEY WORDS: Soil liquefaction, earthquake effects, seismology, risk assessment, nuclear power plants, probability, decision making

Popescu, Radu, Deodatis, George, and Prevost, Jean H. (1996). **SIMULATION OF MULTI-DIMENSIONAL, MULTI-VARIATE, NON-GAUSSIAN, HOMOGENEOUS STOCHASTIC FIELDS WITH APPLICATIONS TO SOIL LIQUEFACTION**, Proceedings of the 1996 7th Specialty Conference on Probabilistic Mechanics and Structural Reliability, Worcester, MA, 7-9 August 1996, ASCE, New York, NY.

KEY WORDS: Soil liquefaction, computer simulation, probability density function, algorithms, Monte Carlo methods, random processes, soil mechanics, mathematical techniques

Popescu, Radu, Prevost, Jean H., and Deodatis, George. (1996). **INFLUENCE OF SPATIAL VARIABILITY OF SOIL PROPERTIES ON SEISMICALLY INDUCED SOIL**

LIQUEFACTION, Proceedings of the 1996 Conference on Uncertainty in the Geologic Environment, **UNCERTAINTY'96**. Part 2 (of 2), Madison, WI, USA, 31 July - 3 August 1996, Geotechnical Special Publication n 58/2, ASCE, New York, NY, USA.

KEY WORDS: Soil liquefaction, soils, soil mechanics, earthquake effects, mathematical models, Monte Carlo methods, probability

Tang, Wilson H. and Angulo, Mauricio. (1996). **BAYESIAN LIQUEFACTION RESISTANCE ANALYSIS**, Proceedings of the 1996 Conference on Uncertainty in the Geologic Environment, **UNCERTAINTY'96**. Part 2 (of 2), Madison WI, USA, 31 July - 3 August 1996, Geotechnical Special Publication n 58/2, ASCE, New York, NY.

KEY WORDS: Soil liquefaction, soil testing, soil mechanics, stress analysis, mathematical models, probability

Chulick, John A., Brandwein, Sidney, and Callahan, John M. (1997). **SEISMIC HAZARD ANALYSIS FOR TWO POTENTIAL LOW-LEVEL RADIOACTIVE WASTE DISPOSAL FACILITY SITES IN NORTH CAROLINA**, Geological Society of America, Southeastern Section, 46th annual meeting, Auburn, AL, USA, 27-28 March 1997, Abstracts with Programs - Geological Society of America vol. 29, no. 3.

KEY WORDS: Appalachians, Atlantic Coastal Plain, bedrock, Deep River basin, earthquakes, geologic hazards, geophysical surveys, ground motion, liquefaction potential, low-level waste, models, North America, North Carolina, Piedmont, probability, radioactive waste, Richmond County North Carolina, seismic response, seismic risk, seismic surveys, site exploration, soil mechanics, statistical analysis, surveys, United States, Wake County North Carolina, waste disposal

Cui Jie, Men Fulu, and Shen Shijie. (1997). **INDETERMINATIC EVALUATION OF SEISMIC LIQUEFACTION OF SANDS BASED ON SHEAR WAVE VELOCITY**, Earthquake Engineering and Engineering Vibration, v 17/3 91-99.

Language: Chinese

KEY WORDS: Liquefaction , shear wave velocity , sand , seismic response, liquefaction , shear wave velocity , sand , seismic response

Rahman, M. S. and El Zahaby, Khalid M. (1997). **PROBABILISTIC LIQUEFACTION RISK ANALYSIS INCLUDING FUZZY VARIABLES**, Soil Dynamics and Earthquake Engineering, v 16, n 1.

KEY WORDS: Soil liquefaction, risk assessment, probability, fuzzy sets, seismic waves, mathematical models, mapping

Finn, W. D. Liam. (1998). **SEISMIC SAFETY OF EMBANKMENT DAMS: DEVELOPMENTS IN RESEARCH AND PRACTICE 1988-1998**, Proceedings of the 1998 Conference on Geotechnical Earthquake Engineering and Soil Dynamics III. Part 2 (of 2), Seattle, WA, 3-6 August 1998, Geotechnical Special Publication v 2, ASCE, Reston, VA, USA.

KEY WORDS: Embankment dams, earthquake resistance, structural analysis, accident prevention, dynamic response, strength of materials, sand, soil liquefaction, foundations, strain

Lee, M. K., Lum, K. Y., and Hartford, D. N. D. (1998). **CALCULATION OF THE SEISMIC RISK OF AN EARTH DAM SUSCEPTIBLE TO LIQUEFACTION**, Proceedings of the 1998 Conference on Geotechnical Earthquake Engineering and Soil Dynamics III. Part 2 (of 2), Seattle, WA, 3-6 August 1998, Geotechnical Special Publication v 2, ASCE, Reston, VA, USA.

Appendix A Bibliography

KEY WORDS: Embankment dams, earthquake resistance, soil liquefaction, accident prevention, deformation, probability, approximation theory, risk assessment, decision making

Little, Tim E. and Meidal, Kim M. (1998). **SEISMIC GROUND MOTION STUDIES FOR ASSESSING FAILURE PROBABILITY OF AN EARTH DAM**, Proceedings of the 1998 Conference on Geotechnical Earthquake Engineering and Soil Dynamics III. Part 2 (of 2), Seattle, WA, 3-6 August 1998, Geotechnical Special Publication v 2, ASCE, Reston, VA, USA.

KEY WORDS: Soil structure interactions, embankment dams, earthquake resistance, failure analysis, probability, structural analysis, soil liquefaction, risk assessment, mathematical models

Monahan, Patrick A., Levson, Victor M., McQuarrie, Eric J., Bean, Stephen M., Henderson, Paul, and Sy, Alex. (1998). **SEISMIC MICROZONATION MAPPING IN GREATER VICTORIA, BRITISH COLUMBIA, CANADA**, Proceedings of the 1998 Conference on Geotechnical Earthquake Engineering and Soil Dynamics III. Part 1 (of 2), Seattle, WA, 3-6 August 1998, Geotechnical Special Publication v 1, ASCE, Reston, VA, USA.

KEY WORDS: Seismology, zoning, mapping, earthquakes, risk assessment, soil liquefaction, computer simulation, probability

Todorovska, Maria I. (1998). **QUICK REFERENCE LIQUEFACTION OPPORTUNITY MAPS FOR A METROPOLITAN AREA**, Proceedings of the 1998 Conference on Geotechnical Earthquake Engineering and Soil Dynamics III. Part 1 (of 2), Seattle, WA, USA, 3-6 August 1988, Geotechnical Special Publication v 1, ASCE, Reston, VA, USA.

KEY WORDS: Soil liquefaction, mapping, probability, mathematical models, seismology

BIBLIOGRAPHIC DATA SHEET

(See instructions on the reverse)

1. REPORT NUMBER
(Assigned by NRC, Add Vol., Supp., Rev.,
and Addendum Numbers, if any.)

NUREG/CR-6622

2. TITLE AND SUBTITLE

Probabilistic Liquefaction Analysis

3. DATE REPORT PUBLISHED

MONTH | YEAR

November | 1999

4. FIN OR GRANT NUMBER

W6246

5. AUTHOR(S)

M.E. Hynes

6. TYPE OF REPORT

Technical

7. PERIOD COVERED (Inclusive Dates)

June 1995 - July 1999

8. PERFORMING ORGANIZATION - NAME AND ADDRESS (If NRC, provide Division, Office or Region, U.S. Nuclear Regulatory Commission, and mailing address; if contractor, provide name and mailing address.)

U.S. Army Corps of Engineers
Waterways Experiment Station
3909 Halls Ferry Road
Vicksburg, MS 39180-6199

9. SPONSORING ORGANIZATION - NAME AND ADDRESS (If NRC, type "Same as above"; if contractor, provide NRC Division, Office or Region, U.S. Nuclear Regulatory Commission, and mailing address.)

Division of Engineering Technology
Office of Nuclear Regulatory Research
U.S. Nuclear Regulatory Commission
Washington, DC 20555-0001

10. SUPPLEMENTARY NOTES

E.G. Zurflueh, NRC Project Manager

11. ABSTRACT (200 words or less)

This document provides technical bases for formulating probabilistic approaches to liquefaction evaluation. The three basic elements of probabilistic liquefaction analysis are: (1) uncertainty in the earthquake load, (2) uncertainty in the available resistance, and (3) uncertainty in the method of analysis. The probabilistic approach is built from the steps in a deterministic liquefaction analysis; however, the input parameters, such as penetration resistance, site stratigraphy, acceleration, and magnitude, are treated as random variables and the accuracy of the method of analysis is factored in as a part of a capacity-demand model. Uncertainty in the earthquake load is generally treated with a probabilistic seismic hazard analysis, which introduces time as a parameter. The site stratigraphy and engineering properties are generally treated as one-, two-, or three-dimensional random fields. Uncertainty in the method of analysis is generally estimated with logit regression analysis of the field performance data base. It is assumed that the reader has a working knowledge of probability theory, stochastic processes, liquefaction evaluation, and probabilistic seismic hazard analysis calculations.

12. KEY WORDS/DESCRIPTORS (List words or phrases that will assist researchers in locating the report.)

Capacity-demand model
Uncertainty
Logit regression

13. AVAILABILITY STATEMENT

unlimited

14. SECURITY CLASSIFICATION

(This Page)


unclassified

(This Report)

unclassified

15. NUMBER OF PAGES

16. PRICE



Federal Recycling Program

**UNITED STATES
NUCLEAR REGULATORY COMMISSION
WASHINGTON, DC 20555-0001**

**OFFICIAL BUSINESS
PENALTY FOR PRIVATE USE, \$300**

**FIRST CLASS MAIL
POSTAGE AND FEES PAID
USNRC
PERMIT NO. G-67**

DEC 9 1988