




2010 **Power Tools and
Accessories Catalog**



BOSCH
Invented for life

Bosch is a Brand You Can Trust

Our founder, Robert Bosch established his company on the strength of an innovative and revolutionary product-the magneto. By the early 1900's, it became standard equipment for virtually all cars and helped establish his reputation for innovation.




What does the Bosch symbol mean?



BOSCH

The Bosch Magneto Company first opened in the United States in 1906. Almost 13 years later, the Bosch armature symbol was designed. It represents a cross-section of a magneto. The armature symbol has been reworked over the years, but the design remains essentially the same. Like the armature, Bosch values and our commitment to developing innovative products has not changed in over 100 years.

While Robert Bosch was on the cutting-edge of technology, he also demonstrated timeless and humanitarian values. To this day, our company operates to these values and reflects these beginnings. We are a company that is dedicated to **innovation and forward thinking** while remaining solidly grounded in the culture created by our founder.



Robert Bosch 1861-1942

"It has always been an unbearable thought to me that someone could inspect one of my products and find it inferior. I have therefore always tried to ensure that only such work goes out as will stand any objective test, in other words, that is superior in all respects.

*I have always acted on the principle: **I would rather lose money than trust.** The integrity of my faith is the quality of my goods and in my promise, have always meant more to me than mere transitory gain."*



Bosch Innovation Icon:

The Bosch innovation icon throughout this catalog proudly signifies the **forward thinking and innovation** that you will find in Bosch products. It also denotes quality engineering which results in unique features that can not be found on competitive tools. Most of these products have won multiple press awards, which you will also find in this catalog.



For more than 100 years, Bosch has been a leader in quality and innovation in North America. Our passion for excellence stems from our founder, Robert Bosch, whose conviction and purpose are indelibly woven into the fabric of the company.

As our “invented for life” slogan indicates, Bosch is committed to making our customers’ lives safer, more efficient and more comfortable through the innovations and services we supply. Each year, Bosch spends more than \$5.7 billion, or eight percent of our sales revenue, on research and development, and applies for over 3,000 patents worldwide.

North America is home to numerous Bosch facilities, including research laboratories, administrative and engineering centers, manufacturing plants and offices. The company employs nearly 24,000 associates in North America.

Bosch Power Tools is Proud to Sponsor:



SkillsUSA is a career and technical organization serving more than 300,000 students, instructors and professional members annually. Training programs in technical and service occupations help to establish industry standards for job skill training in the classroom and ensures America a quality, skilled future work force.



Monster Garage showcases a team of five mechanics, fabricators and experts to transform an ordinary vehicle into a "monster machine." Sometimes extraordinary, sometimes bound for the scrap yard, the aftermath is curious and inventive.



The Extreme Ice Survey is a collaboration between photographers and scientists devoted to surveying the earth’s geologic features. EIS collects visual evidence of retreating glaciers in Greenland, Iceland, Alaska, the Rocky Mountains, British Columbia, the Alps, Bolivia and on Mount Kilimanjaro. 26 time-lapse cameras at 15 glaciers across the globe provide vital documentation to assist in our understanding of global warming and glacial retreat.



The Traxxas TORC Series is the fastest, most punishing short course off-road racing series on the planet. TORC events are packed with flag-to-flag fender banging as drivers push the limits over whoop and jump filled natural terrain racetracks. TORC bridges the gap between extreme sports and traditional racing.

Exclusively For Distributors

▶ We believe innovation should extend beyond the jobsite and into your office. Featuring the latest technology, we developed a new tool that helps you get the job done faster and more efficiently—on your schedule, not ours.

Available 24/7, boschlink.com allows real-time access to order and product information, the most updated pricing and promotions to get our products on your shelf faster. Plus, with several enhanced features launching soon, it's valuable marketing tools will help get more products off your shelf and into our customers hands!

For more information, visit www.boschlink.com today!



Bosch Product Trademarks

Afterlock™ _____ Adjustment System
 Airsweep™ _____ Dust Extraction System
 A-Line™ _____ Edge Aligning System
 Annihilator™ _____ Cordless Rotary Hammer
 Auto-Max® _____ Rotary Hammers
 BlueCore™ _____ Battery Technology
 BlueGranite™ _____ Industrial Hammer Drill Bits
 BoschHammer™ _____ Rotary Hammers
 Brute™ _____ Breaker Hammer
 Brute Tough™ _____ Drill/Drivers and Hammer Drill/Drivers
 Bulldog™ _____ SDS Rotary Hammers
 C-3 Dyanite® _____ Circular Saw Blades
 Clic® _____ Quick Change System
 Clic-Change™ _____ Quick Change Bit System
 Compact Tough™ _____ Drill/Drivers
 Colt™ _____ Router
 Constant Response™ _____ Electronic Circuitry
 DareDevil™ _____ Spade Bits/Drill Bits/Drilling
 Direct Connect™ _____ Circular and Reciprocating Saws
 Dual Stroke® _____ Reciprocating Saws
 Durashield™ _____ Cordless Hammer Drill/Drivers
 Dyanite® _____ Circular Saw Blades
 EDGE™ _____ Reciprocating Saw Blade
 Finecut™ _____ Power Handsaw
 Full Force Technology™ _____ Pneumatics
 Gravity-Rise™ _____ Benchtop Saw Stand
 HammerHook™ _____ Rotary Hammers
 I-Drive™ _____ Drill/Driver
 Impactor™ _____ Fastening Drivers
 Kickback Stop™ _____ Grinders
 Lithion™ _____ Battery Technology
 Lockjaw™ _____ Reciprocating Saws
 Miterfinder™ _____ Digital Protractor

Multi-Volt™ _____ Charging System
 Multi-X™ _____ Oscillating Tool
 MultiConstruction™ _____ Industrial Hammer Drill Bits
 NailKiller™ _____ Auger Bits/Drill Bits/Drilling
 One-Hand™ _____ SDS Rotary Hammers
 One-Touch™ _____ Jig Saws
 Platinum® _____ Circular Saw Blades
 Pocket Driver™ _____ Drill/Driver
 Posi-Lok™ _____ Screws
 Power Box™ _____ Jobsite Stereo
 Precision Control™ _____ Jig Saws
 Progressor® _____ Jig Saw and Reciprocating Blades
 Pulse-Clean™ _____ Dust Extraction
 Quadro-X™ _____ Hammer Bits
 Quiet Torque® _____ Electronic Clutch
 P2 + R2 Combo Bit™ _____ Screwdriver Bits/Screwdriving
 S4® _____ SDS-plus® Bits
 S4L® _____ SDS-plus® Bits
 SDS-plus® _____ Drive System
 SDS-max® _____ Drive System
 SheetLoc™ _____ Sandpaper Attachment System
 Service Minder™ _____ Brushes
 Speed Core™ _____ Core Bits
 Speedwave™ _____ Diamond Blades (Masonry)
 SquareLock™ _____ Rip Fence
 Terminator® _____ Rotary Hammers
 Turbo™ Power _____ Combination Hammers
 Unishear™ _____ Shears
 Vario-Lock™ _____ Rotary Hammers
 Vibration Control™ _____ Grinders
 Wild-Bore™ _____ Carbide Tipped Bits
 Lockjaw™ _____ Planer Blades
 X5L™ _____ Full Head Carbide SDS-plus® bits



BOSCH

For more details visit
Boschtools.com

Table of Contents

Cordless

Tools and Accessories **5 – 26**

Pneumatics Fastening System

Tools and Accessories **27 – 32**

Hammers and Hammer Drills

Tools and Accessories **33 – 58**

Saws/Benchtop

Tools and Accessories **59 – 110**

Routers

Tools and Accessories **111 – 140**

Sanders/Planers

Tools and Accessories **141 – 152**

Grinders and Metal Working

Tools and Accessories **153 – 178**

Drills and Fastening

Tools and Accessories **179 – 214**

Measuring and Layout Tools

Tools and Accessories **215 – 236**

Dust Extraction/Specialty

Tools and Accessories **237 – 245**



Robert Bosch Tool Corporation Limited Warranty

Robert Bosch Tool Corporation ("Seller") warrants, to the original purchaser only, that all BOSCH portable and benchtop power tools will be free from defects in material or workmanship for a period of one (1) year from date of purchase. SELLER'S SOLE OBLIGATION AND YOUR EXCLUSIVE REMEDY under this Limited Warranty and, to the extent permitted by law, any warranty or condition implied by law, shall be the repair or replacement of parts, without charge, which are defective in material or workmanship and which have not been misused, carelessly handled, or misrepaired by persons other than Seller or Authorized Service Centers. To make a claim under this Limited Warranty, you must return the complete portable power tool product, transportation prepaid, to any BOSCH Factory Service Center or Authorized Service Center. A Listing of U.S. and Canadian Factory Service Centers is packed with each BOSCH Power Tool. For BOSCH Power Tool Authorized Service Centers, please visit www.boschtools.com

THIS LIMITED WARRANTY DOES NOT APPLY TO ACCESSORY ITEMS SUCH AS CIRCULAR SAW BLADES, DRILL BITS, ROUTER BITS, JIG SAW BLADES, SANDING BELTS, GRINDING WHEELS AND OTHER RELATED ITEMS. ANY IMPLIED WARRANTIES SHALL BE LIMITED IN DURATION TO ONE (1) YEAR FROM DATE OF PURCHASE. SOME STATES IN THE U.S. DO NOT ALLOW LIMITATIONS ON HOW LONG AN IMPLIED WARRANTY LASTS, SO THE ABOVE LIMITATION MAY NOT APPLY TO YOU. IN NO EVENT SHALL SELLER BE LIABLE FOR ANY INCIDENTAL OR CONSEQUENTIAL DAMAGES (INCLUDING BUT NOT LIMITED TO LIABILITY FOR LOSS OF PROFITS) ARISING FROM THE SALE OR USE OF THIS PRODUCT. SOME STATES IN THE U.S. DO NOT ALLOW THE EXCLUSION OR LIMITATION OF INCIDENTAL OR CONSEQUENTIAL DAMAGES, SO THE ABOVE LIMITATION OR EXCLUSION MAY NOT APPLY TO YOU. THIS LIMITED WARRANTY APPLIES ONLY TO PORTABLE AND BENCHTOP ELECTRIC TOOLS SOLD WITHIN THE UNITED STATES OF AMERICA, CANADA AND THE COMMONWEALTH OF PUERTO RICO. FOR WARRANTY COVERAGE WITHIN OTHER COUNTRIES, CONTACT YOUR LOCAL BOSCH DEALER OR IMPORTER.

Product Improvement Liability Disclaimer

The Robert Bosch Tool Corporation reserves the right to make any changes in or improvements on its products without incurring any liability or obligation whatever and without being required to make any corresponding changes or improvements in products previously manufactured or sold.



3-Year Tool Protection Plan

Bosch will support up-time and performance of all eligible tools in the PROVANTAGE™ program for three years from the original purchase date.

2-Year Free Battery Replacement Guarantee

For every cordless tool and/or battery purchased, the PROVANTAGE™ member is eligible to receive one battery replacement, in exchange for each battery included that does not meet Bosch performance standards.

One-Call Resolution Hotline

A toll-free hotline will be available exclusively for PROVANTAGE™ members, allowing them to call Bosch for any assistance in solving tool performance or service needs.

To Register or Check Eligible Models

Call 1-888-919-7272 or log on to www.BoschPROVANTAGE.com.



Limited Warranty of Bosch Laser and Measuring Tool Products

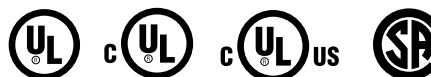
Robert Bosch Tool Corporation ("Seller") warrants to the original purchaser only, that all BOSCH laser and measuring tool products will be free from defects in material or workmanship for a period of three (3) years from date of purchase.

SELLER'S SOLE OBLIGATION AND YOUR EXCLUSIVE REMEDY under this Limited Warranty and, to the extent permitted by law, any warranty or condition implied by law, shall be the repair or replacement of laser and measuring tool products, which are defective in material or workmanship and which have not been misused, carelessly handled, or misrepaired by persons other than Seller or Seller Authorized Service providers.

SELLER'S OBLIGATION AND YOUR REMEDY ARE FURTHER LIMITED AS FOLLOWS:

- **30-Day Money Back Refund or Replacement.** If you are not completely satisfied with the performance of your laser or measuring tool product, for any reason, you can return it to your BOSCH dealer within 30 days of the date of purchase for a full refund or replacement. To obtain this 30-Day Refund or Replacement, your return must be accompanied by the original receipt for purchase of the laser or measuring tool product. A maximum of 2 returns per customer will be permitted.
- **First Year- OTC Warranty.** BOSCH will replace your laser or measuring tool product that has failed when used in conformance with product instructions and warnings at no charge, with a new laser or measuring tool product of comparable features, for free, any time during the first year after purchase. This warranty does not apply if your laser or measuring tool product fails solely due to the need for recalibration.
- **2- and 3-Year Exchange.** BOSCH will replace your laser or measuring tool product that has failed when used in conformance with product instructions and warnings, with a new or reconditioned laser or measuring tool product of comparable features, for an exchange cost. This warranty does not apply if your laser or measuring tool product fails solely due to the need for recalibration.

Listed



Underwriters Laboratories Inc. Listing/Canadian Standards Association Certification

Robert Bosch Tool Corporation is pledged to a continuing program for achieving and maintaining recognition from safety certification authorities throughout the world. As part of our conformance to these rigid standards, we are proud to display these symbols of recognition.

All Bosch power tools are UL listed, except models, RS5, 3931A, 1297DK and 1613AEVS. All tools comply with OSHA standards.



Symbols

Double Insulated

Grounded

U.S. Department of Labor Occupational Safety And Health Act – (OSHA) Safety And Health Regulations For Construction

Bosch power tools are constructed in accordance with applicable, published federal standards and the latest amendments to these standards. If specific questions concerning the conformance of our product should arise, informed and qualified personnel are available to provide prompt clarification.

BOSCH
LITHIUM-ION



Section Guide

Tools

12 Volt Series	8-13
18 Volt Series.....	16-21
36 Volt Series	22-24
Batteries and Chargers.....	25
Flashlights	25
Power Box	26

Cordless

Quick Reference Chart

LITHIUM-ION
**36
VOLT**
**18
VOLT**
**14.4
VOLT**
**12V
MAX**
**4V
MAX**

Tools

Pocket Driver™



I-Driver™



3/8" Drill/Driver



1/2" Drill/Driver

1/2" Hammer
Drill/Driver

Impact Driver



Impact Drill/Driver



Impact Wrench

High Torque
Impact Wrench

Circular Saw



Reciprocating Saw

SDS-plus™
Rotary Hammer

Screwdriver



Multi-X™ Cutting Tool



Metal Shear



Grinder/Cut-off



Flashlight



Power Box™




Cordless

Quick Reference Chart



BLUECORE™ Tools	18 VOLT	14.4 VOLT
1/2" Drill/Driver		
1/2" Hammer Drill/Driver		
3/8" Drill/Driver		
Impact Driver		
Impact Wrench		
Hi-Torque Impact Wrench		
Circular Saw		
Reciprocating Saw		
Jig Saw		
Planer		
Flashlight		
Power Box™		



Cordless

12 Volt Max Tool

Cordless Innovation Ultra Compact Tools



Bosch invented the Ultra-Compact 12V Max category. These tools **Big Power in a small package** have proven themselves time and time again.

PS10-2 I-Driver

Wired Magazine, Hot New Products, 2007

PS10-2 I-Driver/PS20-2 Pocket Driver

Handy Magazine, Innovation Award, 2006

PS20-2 Pocket Driver

Wood Magazine, **Top Tool Award, 2006**

Tools of the Trade, "Li-Ion Test Drive," 2007

Popular Science, 12 Must-have Products, 2006

PS20-2A Pocket Driver

New Woodworker.com, Top Ten Tools of 2008

PS30 3/8" Drill/Driver

Professional Builder, Top 100 Best New Products 2009

Wired Magazine, Editor's Pick, 2009

PS40-2 Impactor™

Tools of the Trade, Outstanding Performance & Innovation, 2007

Fine Homebuilding, Standout Drivers, 2008

This Old House, Best New Tools, 2007

PS50 Multi-X™ Cutting Tool

HGTVpro.com Editor's Picks, 2009

PS10-2A – 12V Max I-Driver



- Ultra-Compact Head Length - 3-1/2" total head length 3 times shorter than most popular competitor
 - 90-Degree Articulating Head - Rotates and locks into five positions for increased versatility
 - 7+1 Electronic Clutch - Precision driving, eliminates over torque in soft base materials. Drill mode allows pilot and other small bore holes
 - Bosch Lithium-Ion 12V Max Batteries - Advanced Lithium-Ion Technology for optimal battery life, runtime, and power
- Includes:** (2) Lithium-Ion Batteries, 30 Minute Charger, (2) 1.5" Power Drive Bits, Carrying Case

Also available without battery and charger: **PS10B**

PS20-2A – 12V Max Pocket Driver



- LED Light - Enables use of tool in low light or dark areas
 - Compact Design - 6-1/2" total length can be carried anywhere
 - Forward/Reverse button - Equally useful at driving or removing screws
 - Magnetized Bit Holder - Now supports insert bits
 - 10+1 Clutch - Enables precision driving and no over torque in soft base materials. Max mode allows pilot and other small bore holes
 - Bosch Lithium-Ion 12V Max Batteries - Advanced Lithium-Ion Technology for optimal battery life, runtime, and power.
- Includes:** (2) Lithium-Ion 12V Max Batteries, 30 Minute Charger, (2) 1.5" Power Drive Bits, Carrying Case

Also available without battery and charger: **PS20B**

Specifications

Model#	Rating	No Load RPM	No Load BPM	Max Torque (in.-lbs.)	Length (in.)	Weight (lbs.)
PS10-2A(B)	12 Volt Max	0-600		80	90° = 3-1/2"; 180° = 11-1/2"	2.2
PS20-2A(B)	12 Volt Max	0-500	N/A	100	6.5"	1.13
PS30-2A (not shown)	12 Volt Max	0-400/0-1,100	N/A	220	7"	2.4
PS40-2A (not shown)	12 Volt Max	0-1,800	0-3,000	800	6.5"	2.2



New and Improved 2nd Generation Ultra Compact Tools!



Bigger Power. Smaller Package.

PS21-2A – 12V Max 2-Speed Pocket Driver



- Powerful for Harder Applications with 265 in.-lbs of Max Torque
- Compact Design - Shortest head length and shortest height in class
- LED Light - Enables use of tool in low light or dark areas
- Lightest Weight in Class - great for overhead work
- 20 + 1 Clutch Settings - For precise torque adjustment
- Forward/Reverse button - Equally useful at driving or removing screws
- Quick Change Chuck - Prevents bit loss in drill or drive mode

Includes: (2) Lithium-Ion 12V Max Batteries, 30 Minute Charger, Carry Case

Also available without battery and charger: PS21B

PS31-2A – 12V Max 3/8" Drill Driver



- Lightest Weight in Its Class
- Best Performance to Size Ratio
- Equipped with 3/8" Single Sleeve Chuck
- LED Light - Enables use of tool in low light or dark areas
- 20 + 1 Clutch Settings - For precise torque adjustment
- Forward/Reverse Button - Equally useful at driving or removing screws
- Light Weight - Great for overhead continuous work
- Compactness - Small enough to reach into tight areas and corners

Includes: (2) Lithium-Ion 12V Max Batteries, 30 Minute Charger, Carry Case

Also available without battery and charger: PS31B

PS41-2A – 12V Max Impact Driver



- Most Compact Impact Driver in Its Class
- LED Light Ring - 3 LEDs illuminate work area for use in dark areas
- Bosch Designed Hammer and Anvil System: Produces 930 in.-lbs of max torque and delivers 2,600 RPM/3,100 BPM
- Battery Gauge Indicator - 3 LEDs to indicate the capacity level
- Spring-loaded Impact Mechanism - Reduces user fatigue
- 1/4" Hex Drive with Quick Release
- Variable Speed Trigger - For complete control
- Ergonomic Soft Grip Handle - For extended comfort and control

Includes: (2) Lithium-Ion 12V Max Batteries, 30 Minute Charger, Carry Case

Also available without battery and charger: PS41B

Specifications

Model#	Rating	No Load RPM	No Load BPM	Max Torque (in.-lbs.)	Length (in.)	Weight (lbs.)
PS20-2A(B)	12 Volt Max	0-500	N/A	100	6.5"	1.13
PS21-2A(B)	12 Volt Max	0-350/0-1,300	N/A	265	5.8"	1.12
PS31-2A(B)	12 Volt Max	0-350/0-1,300	N/A	265	7"	2.14
PS41-2A(B)	12 Volt Max	0-2,600	0-3,100	930	6.5"	2.18

Cordless

12 Volt Max Tools

MULTIPLY
the Possibilities



PS50-2A(2B) – 12V Max Multi-X™ Cutting Kit (12V Max Multi-X Carpenter's Kit)



PS50-2B

NEW

12V
MAX

LITHIUM-ION

- Flexible in Many Applications and Materials - Corded performance for cutting, sanding and other applications. Suitable for soft wood, hard wood, dry wall, plastic, or metal.
- Battery Gauge Indicator - 3 LEDs to indicate the capacity level
- Bosch Lithium-Ion Batteries - Advanced Lithium ion technology for optimum battery life, runtime, and power
- Compact Design - Small enough to reach into tight spaces, easy to use in corners for cutting or sanding

PS50-2A Includes: 30 Minute Charger, (2) Lithium-Ion 12V Max Batteries, (1) Universal Adapter, (1) Sanding Plate, (1) Sanding Paper Pad, (1) HCS Plunge Cut Blade, Allen Key, Carrying Case

PS50-2B Includes: 30 Minute Charger, (2) Lithium-Ion 12V Max Batteries, (1) Universal Adapter, (1) HCS Plunge Cut Blade, (3) HCS Plunge Cut Blades, (1) BIM Segment Blade, (1) Sanding Plate, (1) Sanding Paper Set, Allen Key, Carrying Case

Also available without battery and charger: PS50B

Includes: Universal Adapter, Wood Plunge Cut Blade (1-5/8 x 1-1/2), Allen Key

PS70-2A – 12V Max Metal Shear



NEW

12V
MAX

LITHIUM-ION

- Battery Fuel Gauge - 3 green LEDs to indicate the capacity level
- Accurate Cutting - Able to cut holes as small as 1/2" in diameter
- Cut Straight Lines as Well as Curves with Tight Minimum Radius
- Compact - For working overhead
- Lightweight - Only 3 lbs
- Ambidextrous Control - Switch is located on top of the tool

Includes: Feeler Gauge, Allen Key, (2) Lithium-ion 12 Max Batteries, 30 Minute Charge

Also available without battery and charger: PS70B

Specifications

Model#	Rating	OPM	No Load RPM	Recommended Max Thickness	Height (in.)	Length (in.)	Weight (lbs.)
PS50-2A(2B)	12 Volt	5,000-20,000	N/A	N/A	2.32"	10.9"	2.12
PS70-2A	12 Volt	N/A	0-3,600	18 ga. Metal/ 12 ga. Aluminum	2.31"	10.0"	3.0




BOSCH

For more details visit
Boschtools.com



See pages 11, 25 for
cordless accessories.



Multi-X™ Premium Performance Accessories



Segment Blades



Knife Blades



Grinding Blades



Plunge Blades



Scrapers



Carbide Rasp



Sanding Sheets

Knife Blades

Item #	Description	Pkg Qty
OSC214C	2-1/4" HCS Caulk Removal Knife Blade	1
OSC4K	4" HCS Serrated Knife Segment Blade	1

Plunge Blades

Item #	Description	Pkg Qty
OSC38	3/8" HCS Wood Plunge Blade	1
OSC38F	3/8" BIM Wood/Metal Plunge Blade	1
OSC34	3/4" HCS Wood Plunge Blade	1
OSC34-5	3/4" HCS Wood Plunge Blade	5
OSC34F	3/4" BIM Wood/Metal Plunge Blade	1
OSC34F-5	3/4" BIM Wood/Metal Plunge Blade	5
OSC118F	1-1/8" BIM Wood/Metal Plunge Blade	1
OSC118F-5	1-1/8" BIM Wood/Metal Plunge Blade	5
OSC112	1-3/8" HCS Wood Plunge Blade	1
OSC138-5	1-3/8" HCS Wood Plunge Blade	5
OSC138JF	1-3/8" BIM Wood Japanese Tooth Plunge Blade	1
OSC138JF-5	1-3/8" BIM Wood Japanese Tooth Plunge Blade	5
OSC138MF	1-3/8" BIM Metal Plunge Blade	1

Diamond Grinding Blades

Item #	Description	Pkg Qty
OSC312DG	3-1/2" x 1/8" Diamond Grit Grout Blade	1

Red Sanding Sheets for Wood

Item #	Description	Pkg Qty
SDP001	Delta Sanding Pad	1
SDTR000	Detail Sanding Triangle, 60/120/240 Assorted Grits	6
SDTR040	Detail Sanding Triangle, 40-Grit	5
SDTR060	Detail Sanding Triangle, 60-Grit	5
SDTR080	Detail Sanding Triangle, 80-Grit	5
SDTR120	Detail Sanding Triangle, 120-Grit	5
SDTR180	Detail Sanding Triangle, 180-Grit	5
SDTR240	Detail Sanding Triangle, 240-Grit	5

Segment Blades

Item #	Description	Pkg Qty
OSC312	3-1/2" HCS Wood Segment Blade	1
OSC312F	3-1/2" BIM Wood/Metal Segment Blade	1
OSC4F	4" BIM Wood/Metal Segment Blade	1

Scraping Blades

Item #	Description	Pkg Qty
OSC2FSC	2" HCS Flexible Scraper Blade	1
OSC2RSC	2" HCS Rigid Scraper Blade	1
OSC2RSC-5	2" HCS Rigid Scraper Blade	5

23 Piece Accessory Set

Item #	Set Includes:
OSCS23	(1) OSC312F, (1) OSC138, (1) OSC2RSC, (2) SDTR060, (2) SDTR080, (2) SDTR120, (2) SDTR180, (2) SDTR240, (2) SDTW060, (2) SDTW080, (2) SDTW120, (2) SDTW180, (2) SDTW240

Carbide Grinding Blades

Item #	Description	Pkg Qty
OSC212RF	2-1/2 x 1/16" Thin Kerf Carbide Grit Grout Blade	1
OSC312RF	3-1/2" x 1/8" Carbide Grit Grout Blade	1
OSC3DRF	3" Carbide Grit Delta Rasp	1

White Sanding Sheets for Paint

Item #	Description	Pkg Qty
SDP001	Delta Sanding Pad	1
SDTW000	Detail Sanding Triangle, 60/120/240 Grit (2 each)	6
SDTW040	Detail Sanding Triangle, 40-Grit	5
SDTW060	Detail Sanding Triangle, 60-Grit	5
SDTW080	Detail Sanding Triangle, 80-Grit	5
SDTW120	Detail Sanding Triangle, 120-Grit	5
SDTW180	Detail Sanding Triangle, 180-Grit	5
SDTW240	Detail Sanding Triangle, 240-Grit	5

Cordless

12 Volt Max Tools



CLPK21-120 – 12V Max 2-Tool Combo Kit

NEW

12V
MAX

LITHIUM-ION

Includes: PS40 Impact Driver, PS20 Pocket Driver, 30 Minute Charger, (2) Lithium-Ion 12V Max Batteries, (2) 1.5 in (38mm) Power Drive Bits, Carrying Case



CLPK30-120 – 12V Max 3-Tool Combo Kit

NEW

12V
MAX

LITHIUM-ION

Includes: PS40 Impact Driver, PS30 3/8" Drill/Driver, FL10 Flashlight, Charger, (2) Lithium-Ion 12V Max Batteries, Carrying Case



CLPK31-120 – 12V Max 3-Tool Combo Kit

NEW

12V
MAX

LITHIUM-ION

Includes: PS50 Multi-X™ with Universal Adaptor, PS20 Pocket Driver, FL10 Flashlight, Charger, (2) Lithium-Ion 12V Max Batteries, HCS Plunge Cut Blade, Allen Key, Carrying Case





CLPK40-120 – 12V Max 4-Tool Combo Kit

NEW  **12V MAX** **LITHIUM-ION**

Includes: PS40 Impact Driver, PS20 Pocket Driver, PS10 I-Driver™, FL10 Flashlight, Charger, (2) Lithium-Ion 12V Max Batteries, Carrying Case



CLPK41-120 – 12V Max 4-Tool Combo Kit

NEW  **12V MAX** **LITHIUM-ION**

Includes: PS50 Multi-X™ with Universal Adaptor, PS30 3/8" Drill/Driver, PS10 I-Driver™, FL10 Flashlight, Charger, (2) Lithium-Ion 12V Max Batteries, HCS Plunge Cut Blade, Allen Key, Carrying Case



CLPK50-120 – 12V Max 5-Tool Combo Kit

NEW  **12V MAX** **LITHIUM-ION**

Includes: PS50 Multi-X™ with Universal Adaptor, PS40 Impact Driver, PS30 3/8" Drill/Driver, PS10 I-Driver™, FL10 Flashlight, Charger, (2) Lithium-Ion 12V Max Batteries, HCS Plunge Cut Blade, Carrying Case



Cordless



What does Best Built Lithium-ion Mean?



BEST BUILT BATTERY

Industry's Most Advanced Lithium-ion Technology

2x
Battery Life

35%
More Run Time

1/2
The Weight

BEST BUILT TOOL



DuraShield™ Exterior Housing
Constructed to withstand jobsite conditions and withstands repeated drops when the competition fails.

*Available on Brute Tough™ Only.



Unibody Construction*
Keeps gearing in alignment for the most durable drivetrain on the market.



Motor Construction*
New Gear Design
Bosch innovative metal gear train system delivers maximum drilling speed, enhanced torque and longer tool life.

BEST BUILT PROTECTION

The Industry's Best Service and Support Program



3-Year Tool Protection Plan
2-Year Free Battery Replacement Guarantee No questions asked!
On-Call Resolution Hotline 1-888-919-7272



For more details visit Boschtools.com

Match Battery to the Application

FLEXIBLE POWER SYSTEM

SlimPack
Choose Minimum Weight

FatPack
Choose Maximum Run Time

Battery Technology

Bosch Lithium-Ion battery guarantees maximum cycle life, minimum self-discharge and no deteriorating memory effect.

Double Locking Latch System

Securely locks battery pack in

Bosch High Performance Cells

Extremely robust to supply high surge currents and minimum energy loss

Unique Battery Pack Design

Keeps the battery cooler and increases battery life

SlimPack Battery

Similar design, same benefits, and compatible with all system tools



BOSCH Electronic Cell Protection (ECP)

Helps prevent cells from overheating, overloading and deep discharging.

State-of-the-art Lithium-Ion battery technology + the Bosch exclusive ECP system provides optimal tool and battery performance even in tough work conditions.



Bosch Offers A Drill/Driver Solution For Every Job

Compact



Made for Light Duty Applications

- 0-400/1,300 RPM with 400 in.-lbs. max. torque
- ECP - Electronic Cell Protection



Compact Tough™



Made for Medium Duty Applications

- 0-500/1,600 RPM with 500 in.-lbs. max. torque
- ECP - Electronic Cell Protection
- Durashield™ Housing



Brute Tough™



Made for Heavy Duty Applications

- 0-425/1,800 RPM with 650 in.-lbs. max. torque
- ECP - Electronic Cell Protection
- EMP - Electronic Motor Protection
- Uni-Body Construction/ All Metal Gears
- Durashield™ Housing



DDB180-02 – 18V Compact Drill/Driver



SlimPack

NEW



18 VOLT

LITHIUM-ION



- Compact Design - Extremely Compact and Lightweight with Professional Grade Performance
- Slim-Diameter Soft Grip Handle - Adds comfort for less user fatigue
- Bosch Lithium-Ion - Advanced Lithium-Ion technology that combines Electronic Cell Protection (ECP), unique battery pack design, and customized electronics to deliver optimal battery life and performance
- Keyless Single Sleeve 3/8" (10mm) Chuck - For easy, one-handed bit changes
- LED Light - Great for dark or enclosed areas

Includes: (2) Lithium-Ion SlimPack Batteries, Fast Charger, Double Ended Bit, Carrying Case

Also available without battery and charger: DDB180B

Specifications

Model#	Rating	No Load RPM	Max. Torque (in.-lbs.)	Chuck Capacity	Clutch Settings	Length (in.)	Weight (lbs.)
DDB180	18 Volt	0-400/0-1,300	400	3/8"	15 Position	7.7"	3.0

36618-02 – 18V Compact Tough™ 1/2" Drill/Driver



- Durashield™ Housing - Constructed to withstand real world conditions
 - Bosch Lithium-Ion - Advanced Lithium-Ion technology that combines Electronic Cell Protection (ECP), unique battery pack design, and customized electronics to deliver optimal battery life and performance.
 - New Compact Tough™ Design - For increased maneuverability in tight spaces and less user fatigue
 - Ratcheting Single Sleeve 1/2" Chuck - For one-handed bit changes
- Includes:** (2) Lithium-Ion SlimPack Batteries, 30 Minute Charger, Double Ended Bit, Carrying Case

Also available without battery and charger: 33681B
Also available in 14.4V: 33614-02 and 33614B

37618-01 – 18V Brute Tough™ 1/2" Drill/Driver



- Durashield™ Housing & Unibody Powertrain - Provide extra durability to withstand real world conditions
 - Bosch Lithium-Ion - Advanced Lithium-Ion technology that combines Electronic Cell Protection (ECP), unique battery pack design, and customized electronics to deliver optimal battery life and performance.
 - Electronic Motor Protection (EMP) - Works with ECP to protect the motor against overloading and overheating in extreme stall conditions
 - High Strength Metal Collar - Enhances durability and protects tool when dropped on the chuck
- Includes:** (2) Lithium-Ion FatPack Batteries, 30 Minute Charger, Magnetic Bit Holder, Philips Drive Bit, Side Handle, Carrying Case

Also available without battery and charger: 37618B
Also available in 14.4V: 37614-01 and 37614B

17618-01 – 18V Brute Tough™ 1/2" Hammer Drill/Driver



- Durashield™ Housing & Unibody Powertrain - Provide extra durability to withstand real world conditions
 - Bosch Lithium-Ion - Advanced Lithium-Ion technology that combines Electronic Cell Protection (ECP), unique battery pack design, and customized electronics to deliver optimal battery life and performance
 - Electronic Motor Protection (EMP) - Works with ECP to protect the motor against overloading and overheating in extreme stall conditions
 - High Strength Metal Collar - Enhances durability and protects tool when dropped on the chuck
- Includes:** (2) Lithium-Ion FatPack Batteries, 30 Minute Charger, Magnetic Bit Holder, Philips Drive Bit, Side Handle, Carrying Case

Also available without battery and charger: 17618B
Also available in 14.4V: 17614-01 and 17614B

Specifications

Model#	Rating	No Load RPM	BPM	Max. Torque (in.-lbs.)	Chuck Capacity	Clutch Settings	Length (in.)	Weight (lbs.)
36618-02	18 Volt	0-500/0-1,600	N/A	500	1/2"	20	9.2"	3.7
37618-01	18 Volt	0-425/0-1,800	N/A	650	1/2"	25	9.92"	5.5
17618-01	18 Volt	0-475/0-2,050	30,750	650	1/2"	25	10.75"	5.8

2 Tools In 1: 26618 Impact Drill/Driver

High Torque Mode



High Torque Drilling

RPM: 0-750 (No Impact)
Max. Torque: 390 in.-lbs.



High Speed Mode



High Speed Drilling

RPM : 0-2,800 (No Impact)
Max. Torque: 100 in.-lbs.



Impact Mode



Driving/Fastening

RPM : 0-2,800 BPM : 0-3,200
Max. Torque: 1,500 in.-lbs.



26618-01- 18V Impact Drill/Driver



FatPack

NEW



18 VOLT

LITHIUM-ION

FLEXIBLE

- 3 Modes of Operation - Drilling, Driving, and Fastening
 - Spring-Loaded Impact Mechanism - Reduces torque reaction and screw cam out
 - Bosch Lithium-Ion - Advanced Lithium-Ion technology that combines Electronic Cell Protection (ECP), unique battery pack design, and customized electronics to deliver optimal battery life and performance
 - Electronic Motor Protection (EMP) - Works with ECP to protect the motor against overloading and overheating in extreme stall conditions
- Includes:** (2) Lithium-ion FatPack Batteries, 30 Minute Charger, Belt Clip, Carrying Case

Also available without battery and charger: 26618B
Also available in 14.4V: 26614-01 and 26614B

25618-01(02) - 18V Impact Driver



FatPack

NEW



18 VOLT

LITHIUM-ION

FLEXIBLE

- Most Compact Impactor™ Design - For increased maneuverability in tight spaces and extended comfort
 - Bosch Lithium-Ion - Advanced Lithium-Ion technology that combines Electronic Cell Protection (ECP), unique battery pack design, and customized electronics to deliver optimal battery life and performance
 - Built-In LED Light - Great for dark corners or enclosed areas
- 25618-01 Includes:** (2) Lithium-ion FatPack Batteries, 30 Minute Charger, Double-ended Phillips Bit, Belt Clip, Carrying Case
- 25618-02 Includes:** (2) Lithium-ion SlimPack Batteries, 30 Minute Charger, Double-ended Phillips Bit, Belt Clip, Carrying Case

Also available in 14.4V: 25614-01(02)

Specifications

Model#	Rating	Drill Modes- RPM	Impact Mode - RPM	Impact Mode - Max. Torque (in.-lbs.)	Head Length (in.)	Weight (lbs.)
26618-01	18 Volt	0-750/0-2,800	0-3,200	1,500	7"	4.2
25618-01(02)	18 Volt	N/A	0-3,200	1,500	5.7"	3.8 (3.3)

24618-01 – 18V 1/2" Impact Wrench



- Most Compact Impactor™ Design - For increased maneuverability in tight spaces
- Bosch Lithium-Ion - Advanced Lithium-Ion technology that combines Electronic Cell Protection (ECP), unique battery pack design, and customized electronics to deliver optimal battery life and performance
- Built-In LED Light - Great for dark corners or enclosed areas
- Spring-Loaded Impact Mechanism - Reduces user fatigue
- 1/2" Square Drive

Includes: (2) Lithium-Ion FatPack Batteries, 30 Minute Charger, Belt Clip, Carrying Case

Also available without battery and charger: 24618B

Also available in 14.4V: 24614-01 and 24614B

IWH181-01 – 18V 3/8" Impact Wrench



- 3/8" Square Drive Anvil
- Most Compact Impactor™ Design - For increased maneuverability in tight spaces and extended comfort
- Built-In LED Light - Great for dark corners or enclosed areas
- Spring-Loaded Impact Mechanism - Reduces user fatigue
- Externally accessible brushes - For easy brush replacement
- Variable-speed trigger - For complete control

Includes: (2) Lithium-Ion FatPack Batteries, 30 Minute Charger, Carrying Case

Also available without battery and charger: IWH181B

Also available in 14.4V: IWH141-01 and IWH141B

IWHT180-01 – 18V High Torque Impact Wrench with Friction Ring



- Heavy Duty All-Metal Motor, Impact Hammer and Anvil System - Made to hold up in tough environments
- Bosch Lithium-Ion - Advanced Lithium-Ion technology that combines Electronic Cell Protection (ECP), unique battery pack design, and customized electronics to deliver optimal battery life and performance
- Thin Design Nose Piece - Allows getting into tight spaces
- LED Light - Adds visibility in dark areas
- Ergonomic Soft-Grip Handle and Surfaces - Adds comfort and reduces user fatigue
- True Flat Anvil Design - Makes changing sockets easier

Includes: (2) Lithium-Ion FatPack Batteries, 30 Minute Fast Charger

Also available without battery and charger: IWHT180B

Coming Soon

HTH181-01 – 18V High Torque Impact Wrench with Pin Detent



- Heavy Duty All-Metal Motor, Impact Hammer and Anvil System - Made to hold up in tough environments
- Bosch Lithium-Ion - Advanced Lithium-Ion technology that combines Electronic Cell Protection (ECP), unique battery pack design, and customized electronics to deliver optimal battery life and performance
- Thin Design Nose Piece - Allows getting into tight spaces
- LED Light - Adds visibility in dark areas
- Ergonomic Soft-Grip Handle and Surfaces - Adds comfort and reduces user fatigue
- True Flat Anvil Design - Makes changing sockets easier

Includes: (2) Lithium-Ion FatPack Batteries, 30 Minute Fast Charger

Also available without battery and charger: HTH181B

Coming Soon

Specifications

Model#	Rating	No Load RPM	BPM	Max. Torque	Drive	Head Length (in.)	Weight (lbs.)
24618-01	18 Volt	0-2,800	0-3,200	1,600 in.-lbs.	1/2" Square	6"	3.8
IWH181-01	18 Volt	0-2,800	0-3,200	1,500 in.-lbs.	3/8" Square	6"	3.8
IWHT180-01	18 Volt	0-1,900	0-2,100	500 ft.-lbs.	1/2" Square	10"	6.7
HTH181-01	18 Volt	0-1,900	0-2,100	500 ft.-lbs.	1/2" Square	10"	6.7



See pages 25, 185, 204 for **cordless** accessories.



Toll free: 877-BOSCH-99



BOSCH

Cordless 18 Volt Tools

HTH182-01 – 18V High Torque Impact Wrench with 7/16" Hex



Coming Soon



FatPack



- Heavy Duty All-Metal Motor, Impact Hammer and Anvil System - Made to hold up in tough environments
- Bosch Lithium-Ion - Advanced Lithium-Ion technology that combines Electronic Cell Protection (ECP), unique battery pack design, and customized electronics to deliver optimal battery life and performance
- Thin Design Nose Piece - Allows getting into tight spaces
- LED Light - Adds visibility in dark areas
- Ergonomic Soft-Grip Handle and Surfaces - Adds comfort and reduces user fatigue

Includes: (2) Lithium-Ion FatPack Batteries, 30 Minute Fast Charger

Also available without battery and charger: HTH182B

CCS180K – 18V 6-1/2" Circular Saw



FatPack



- Bosch Lithium-Ion - Advanced Lithium-Ion technology that combines Electronic Cell Protection (ECP), unique battery pack design, and customized electronics to deliver optimal battery life and performance
- 6-1/2" Saw Blade - Cut through 2x material even at full depth of cut
- Exclusive Anti-sag Lower Guard - For ease of cut
- Easy to Read Depth of Cut Gauge - Maximizes cutting performance
- 50° Bevel - For wider range of applications
- Heavy-Duty Aluminum Foot and Upper Guard - For enhanced durability

Includes: Lithium-Ion FatPack Battery, Lithium-Ion Fast Charger, Allen Key, 6-1/2" 18-tooth Carbide Blade

Also available without battery and charger: CCS180B

CRS180K – 18V Reciprocating Saw



FatPack



- Bosch Lithium-Ion - Advanced Lithium-Ion technology that combines Electronic Cell Protection (ECP), unique battery pack design, and customized electronics to deliver optimal battery life and performance
- Compact Size - Makes it easier to get into tight spaces
- Patented Lockjaw™ Blade Change System - For fast, easy one handed blade insertion and ejection
- 1-1/8" Stroke - Remove more material per stroke
- Variable Speed Trigger - Helps you ease into the material without kickback

Includes: Lithium-Ion FatPack Battery, Lithium-Ion Fast Charger, (2) Bi-metal Reciprocating Blades

Also available without battery and charger: CRS180B

CAG180-01 – 18V 4-1/2" Angle Grinder



Coming Soon



FatPack



- Bosch Lithium-Ion - Advanced Lithium-Ion technology that combines Electronic Cell Protection (ECP), unique battery pack design, and customized electronics to deliver optimal battery life and performance
- Powerful 4-Brush Motor Design - For heavy duty applications
- Overload Protection and Lifetime Brush Design - Creates long motor life without need to change brushes
- Burst-Wheel Resistant Guard Design - Resists rotation in the case of wheel burst

Includes: (2) Lithium-Ion FatPack Batteries, Grinding and Cutting Guards, Flange Kit Including Side Handle, Spanner Wrench and Matched Flanges, Carrying Case

Also available without battery and charger: CAG180B

























Specifications

Model#	Rating	No Load RPM	No Load SPM	Drive	Max. Torque (ft.-lbs.)	BPM	Diameter	Stroke Length (in.)	Bevel	Length (in.)	Weight (lbs.)
HTH182-01	18 Volt	0-1,900	N/A	7/16" Quick Change Anvil	500	0-2,100	N/A	N/A	N/A	10.75"	6.7
CCS180K	18 Volt	3,900	N/A	N/A	N/A	N/A	6-1/2"	N/A	50°	12.5"	6.6
CRS180K	18 Volt	N/A	0-2,400/0-2,700	N/A	N/A	N/A	N/A	1-1/8"	N/A	17.4"	7.6
CAG180-01	18 Volt	10,000	N/A	5/8"-11	N/A	N/A	4-1/2"	N/A	N/A	12.5"	5.0

Cordless 18 Volt Combo Kits



Combo Kits

	CLPK20-180	CLPK21-180	CLPK22-180	CLPK23-180	CLPK40-180	CLPK41-180
17618 Brute Tough™ 1/2" Hammer Drill/Driver 	●	●	●		●	●
36618 Compact Tough™ Drill/Driver 				●		
25618 Impactor™ Impact Driver 			●	●		●
CRS180 Reciprocating Saw 	●				●	●
CCS180 6-1/2" Circular Saw 		●			●	
CFL180 Flashlight 					●	●
Batteries	 (2) FatPack	 (2) FatPack	 (2) FatPack	 (2) SlimPack	 (2) FatPack	 (2) FatPack
Charger	 30 Minute Charger (BC630)	 30 Minute Charger (BC630)	 30 Minute Charger (BC630)	 1Hour Charger (BC660)	 30 Minute Charger (BC630)	 30 Minute Charger (BC630)
Carrying Bag						
Also Includes	Auxiliary Handle, Magnetic Bit holder, Phillips Drive Bit, 6-1/2" 18-tooth Carbide Blade	Auxiliary Handle, Magnetic Bit holder, Phillips Drive Bit, (2) Bi-Metal Recip Blades	Side Handle, Magnetic Bit Holder, Phillips Drive Bit	Magnetic Bit Holder, Phillips Drive Bit	Auxiliary Handle, Magnetic Bit Holder, Phillips Drive Bit, 6-1/2" 18-tooth Carbide Blade, (2) Bi-Metal Recip Blades	Auxiliary Handle, Magnetic Bit Holder, Phillips Drive Bit, 6-1/2" 18-tooth Carbide Blade, (2) Bi-Metal Recip Blades

See pages 25, 93-109 for
cordless accessories.

Toll free: 877-BOSCH-99



Cordless 36 Volt Tools

38636-01 – 36V Brute Tough™ 1/2" Drill/Driver



- Flexible Power System - Match battery to application - SlimPack (2 Included) for 36 volt power, less than 14.4V weight. FatPack (optional) for 36 volt power and maximum runtime.
- Lithium-Ion 36V Batteries - The most advanced Lithium-Ion battery available today allows more battery charges, and longer run times
- Brute Tough™ Construction with Unibody Powertrain, Metal-Reinforced Collar and Durashield™ Housing - Constructed to Withstand Real World Conditions. Withstands repeated 1-story drops when the competition fails
- Externally Accessible Brushes - For brush replacement in as little as 2 minutes
- Ratcheting, Carbide Tooth Single Sleeve 1/2" Chuck - For one-handed bit changes
- Bosch Designed Powertrain with Metal Gears - For increased life and durability
- 15-Position Clutch

Includes: (2) Lithium-Ion 36V SlimPack Batteries, Lithium-Ion Fast Charger, Auxiliary Handle, Double-ended Bit, Carrying Case

18636-01(02/03) – 36V Brute Tough™ 1/2" Hammer Drill/Driver



- Flexible Power System - Match battery to application - SlimPack for 36V power, less than 14.4V weight. FatPack for 36V power and maximum runtime
- Lithium-Ion 36V Batteries - The most advanced Lithium-Ion battery available today allows more battery charges, and longer run times
- Brute Tough™ Construction with Unibody Powertrain, Metal-Reinforced Collar and Durashield™ Housing - Constructed to withstand real world conditions. Withstands repeated 1-story drops when the competition fails
- Hammer On/Off Ring - Easily engage and disengage Hammer Mode
- Externally Accessible Brushes - For brush replacement in as little as 2 minutes
- Ratcheting, Carbide Tooth Single Sleeve 1/2" Chuck - For one-handed bit changes
- Bosch Designed Powertrain with Metal Gears - For increased life and durability
- 15-Position Clutch

18636-01 Includes: Lithium-Ion 36V SlimPack Battery, Lithium-Ion 36V FatPack Battery, Lithium-Ion Fast Charger, 360° Auxiliary Handle, Double-ended Bit, Carrying Case

18636-02 Includes: (2) Lithium-Ion 36V FatPack Batteries, Lithium-Ion Fast Charger, 360° Auxiliary Handle, Double-ended Bit, Carrying Case

18636-03 Includes: (2) Lithium-Ion 36V SlimPack Batteries, Lithium-Ion Fast Charger, 360° Auxiliary Handle, Double-ended Bit, Carrying Case

11536VSR – 36V 1" SDS-plus® Rotary Hammer



- 1" Solid Bit Capacity/2.5" Core Bit Capacity
- 3-Mode Selector - Rotation only, rotary hammer and hammer only mode
- Lithium-Ion 36V Batteries - Allows more battery charges, longer run time and more power
- SDS-plus® Bit System
- Variable Speed Reversing Trigger
- Tool-free Bit Changes with Automatic Bit Locking, Dust Protection and Maximum Impact Energy Transfer Rate
- Vario-Lock™ Positioning - Rotates and Locks chisel into 36 different positions
- Integral Clutch - Helps minimize torque reaction
- Lithium-Ion Fast Charger - Charges 36V batteries to 80% of capacity in 30 minutes

Includes: (2) Lithium-Ion 36V FatPack Batteries, 1-Hour Fast Charger, 360° Auxiliary Handle, Depth Gauge, Carrying Case

Specifications

Model#	Rating	No Load RPM	No Load BPM	Max. Torque (in.-lbs.)	Impact Energy (ft.-lbs.)	Max. Capacity (in.) Concrete	Max. Capacity (in.) Metal	Max. Capacity (in.) Wood	Length (in.)	Weight (lbs.)
38636-01	36 Volt	0-450/0-1,400	N/A	600	N/A	N/A	N/A	N/A	N/A	5.6 lbs. with SlimPack (without Assist Handle) 6.7 lbs. with FatPack (without Assist Handle)
18636-01(02/03)	36 Volt	0-450/0-1,500	18,000	600	N/A	N/A	N/A	N/A	N/A	6.1 lbs. with SlimPack (without Assist Handle) 7.2 lbs. with FatPack (without Assist Handle)
11536VSR	36 Volt	0-960	0-4,260	N/A	2.2	1"	1/2"	1-1/4"	15"	9.6

11536C-1(-2) – 36V 3/4" SDS-Plus® Compact Rotary Hammer



- 2 Modes of Operation - Rotation only and Rotary Hammer
- Vibration Control - The integrated vibration damper reduces vibration and fatigue by 50%
- Lithium-Ion 36V Battery - The most advanced Lithium-Ion battery available today allows more battery charges, longer run time and more power
- SDS-Plus® Bit System - Tool-free bit changes with automatic bit locking, dust protection and maximum impact energy transfer rate
- Variable Speed Reversing Trigger - For accurate bit starting as well as removing fasteners or bound bits
- Integral Clutch - Helps minimize torque reaction
- Lithium-Ion™ Fast Charger - Charges 36V batteries to 80% of capacity in 30 minutes



1 SlimPack

11536C-1 Includes: Lithium-Ion 36V SlimPack Battery, 1 Hour Charger, 360° Auxiliary Handle, Depth Gauge, Carrying Case



2 SlimPack

11536C-2 Includes: (2) Lithium-Ion 36V SlimPack Batteries, 1 Hour Charger, 360° Auxiliary Handle, Depth Gauge, Carrying Case

1651K – 36V Reciprocating Saw



- Fastest Saw in Its Category - 1-1/2" per square inch per min
- Patented Lockjaw™ Blade Change System - For fast, easy one handed blade insertion and ejection
- Built-in Saw Hook - Convenient saw storage between cuts
- Two-position Handle and Smaller Collar - For better control in multiple working conditions
- Variable Speed Trigger - Provides precision blade speed control
- Open Toe Shoe - For ultimate line of sight
- Rubber Boot for sure under or over-hand cutting



1 FatPack

Includes: Lithium-Ion 36V FatPack Battery, Lithium-Ion Fast Charger, (2) Bi-metal Reciprocating Blades, Jobsite Carrying Bag

Also available without battery and charger: 1651B

HGTV Pro.com **Editor's Picks**

1671K – 36V 6-1/2" Circular Saw



- Built-In Saw Hook - Convenient saw storage between cuts
- Heavy Duty Aluminum Shoe and Upper Guard
- Anti-Snag Lower Guard - Reduces hang-ups when making narrow cut-offs
- Large, Easy-To-Reach Depth Adjustment Lever - Match depth of stock for accurate cuts
- 0 – 50° Bevel Cuts



1 FatPack

Includes: Lithium-Ion 36V FatPack Battery, Lithium-Ion Fast Charger, 6-1/2" 18-tooth Carbide Blade, Jobsite Carrying Bag

Also available without battery and charger: 1671B

Tools of the Trade **"Winner of Cordless Saw Shootout"**

Specifications

Model#	Rating	No Load RPM	No Load SPM	No Load BPM	Impact Energy (ft.-lbs.)	Stroke Length (in.)	Max. Capacity (in.) Concrete	Max. Capacity (in.) Metal	Max. Capacity (in.) Wood	Blade Diameter	Arbor Size	Max. Bevel Cut	Depth of Cut 90°	Depth of Cut 45° Bevel	Length (in.)	Weight (lbs.)
11536C-1(-2)	36 Volt	0-960	N/A	0-4,260	2.2	N/A	1"	1/2"	1-1/4"	N/A	N/A	N/A	N/A	N/A	15"	12.5
1651K	36 Volt	N/A	0-3,000/ 0-2,400	N/A	N/A	1-1/8"	N/A	N/A	N/A	N/A	N/A	N/A	N/A	N/A	16"	9.21 with Battery
1671K	36 Volt	0-4,000	N/A	N/A	N/A	N/A	N/A	N/A	1-1/4"	6-1/2"	5/8"	0° - 50°	2-1/8"	1-3/4"	14"	9.3 with SlimPack 10.4 with FatPack



See pages 25, 50-53,
93-109 for **cordless**
accessories.



Toll free: **877-BOSCH-99**



BOSCH

Cordless 36 Volt Combo Kits

Cordless



Combo Kits

	CPK30-36	CPK31-36	CPK40-36	CPK41-36	CPK42-36
18636 1/2" Hammer Drill/Driver 	●	●	●	●	●
1651 Reciprocating Saw 	●		●	●	●
1671 6-1/2" Circular Saw 		●	●	●	●
FL36 Flashlight 	●	●	●	●	●
Batteries	 (1) FatPack (1) SlimPack	 (1) FatPack (1) SlimPack	 (2) FatPack	 (1) FatPack (1) SlimPack	 (2) SlimPack
Charger	 1 Hour Charger (BC830)	 1 Hour Charger (BC830)	 1 Hour Charger (BC830)	 1 Hour Charger (BC830)	 1 Hour Charger (BC830)
Carrying Bag					

Also Includes	360° Auxiliary Handle, Double-Ended Bit, (2) Reciprocating Blades	360° Auxiliary Handle, Double-Ended Bit, 6-1/2" Circular Saw Blade	Double-Ended Insert Bit, 6-1/2" Circular Saw Blade, (2) Reciprocating Blades, 360° Auxiliary Handle	Double-Ended Insert Bit, 6-1/2" Circular Saw Blade, (2) Reciprocating Blades, 360° Auxiliary Handle	Double-Ended Insert Bit, 6-1/2" Circular Saw Blade, (2) Reciprocating Blades, 360° Auxiliary Handle
---------------	---	--	---	---	---



For more details visit Boschtools.com



See pages 25, 47-49, 93-109, 184-214 for cordless accessories.

Batteries



LITHIUM-ION Batteries

Item #	Voltage
BAT836 FatPack	36V
BAT818 SlimPack	36V
BAT618 FatPack	18V
BAT609 SlimPack	18V
BAT614 FatPack	14.4V
BAT607 SlimPack	14.4V
BAT412	12V
BAT413	12V

BLUECORE™ NiCd Batteries

Item #	Voltage	A-h Capacity	Used on Model Number
BAT021	24V	3.0	11225VSRH
BAT031	24V	2.4	3924-24,1660K-24, 1645K-24, 11524, 12524-03, 13624, 52324
BAT026	18V	2.4	3860K, 1659K, 1644K, 3453, 33618, 1662, 1688K-24, 13618, 52318, 53518
BAT040	14.4V	2.0	3660K, 1661K, 3454
BAT043	12V	1.4	32612, 3455-01,
BAT030			

Item #	Voltage	A-h Capacity
BAT240	24V	2.4
BAT181	18V	2.4
BAT180	18V	2.0
BAT140	14.4V	2.0
BAT120	12V	2.0
BAT100	9.6V	2.0

Chargers



LITHIUM-ION Chargers

Item #	Voltage	Charge Time (min.)
BC830	36V FatPack	60
	36V SlimPack	30
BC660	14.4V-18V FatPack	60
	14.4V-18V SlimPack	30
BC630	14.4V-18V FatPack	30
	14.4V-18V SlimPack	30
BC430	12V	30
BC330	4V-12V	60

BLUECORE™ NiCd Chargers

Item #	Voltage	Charge Time (min.)	Bay(s)
BC130	9.6V-24V	30	1
BC230	9.6V-24V	30	2
BC004	9.6V-24V	60	1
BC005	7.2V-14.4V	60	1
BC016	9.6V-24V	15	1

Automotive Charger

Item #	Voltage	Charge Time (min.)	Bay(s)
BC006	9.6V-24V	60	1

*Microprocessor measures internal battery temperature - Optimizes energy flow and maximizes battery charge capacity.

Flashlights



LITHIUM-ION

Item #	Voltage	Description
CFL180	18V	Easy to Fit Into Tight Spaces with This Compact Flashlight. Enables Up to 4 Hours of Continuous Run Time
FL36	36V	Pivoting Head - Head rotates -10° to 90°
FL11A	12V	7+ Hours Continuous Run Time with One Battery Charge
FL10A	12V	5 Position Pivoting Head. 6+ Hours Continuous Run Time

Cordless Power Box™ 360

Cordless

PB360S – Premium 360° Stereo (Basic)

PB360D – Premium 360° Stereo (Deluxe)



Coming Soon



Accessories not included



Battery not included



Cord not included



NEW **POWER BOX**
360

HEAR EVERYWHERE*
360°



HEAR EVERYWHERE*

- 360° Premium Stereo Sound
- 4 Speakers and Subwoofer
- Over 2X More Sound Power than previous generation Power Box™ (PB10-CD)
- Advanced Digital Signal Processing - optimizes AM/FM reception and signal quality for best clarity
- 20 FM and 10 AM station presets
- Customizable Equalizer and 4 preset EQ settings

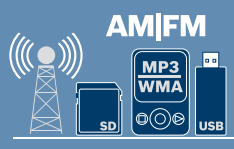
USE ANYWHERE†



USE ANYWHERE†

- Rugged Aluminum/Rubber Roll Cage withstands tough jobsite conditions
- Weather-resistant Design Protection from moisture, dust and debris
- Digital Media Bay Offers secure storage for most digital media devices
- Powered by Bosch 14.4V-18V Lithium-Ion Batteries (not included), or by any 120V power source

PLAY EVERYTHING‡



AM|FM

PLAY EVERYTHING‡

- Play MP3 and WMA digital music files from most MP3 players, CD players and most SD/MMC cards and USB mass storage devices
- Play Satellite Radio Player Through Auxiliary Port
- Internal and External Auxiliary Port
- SD/MMC Memory Card Port
- USB Port
- Line Out Port

CHARGE ANYTHING§



CHARGE ANYTHING§

- 4 Power Outlets
- Battery Charger Bay (for Bosch 14.4V-18V Lithium-Ion Batteries Only)
- 12V DC Power Outlet - Compatible with car chargers
- Powered USB Port - Charges most USB-enabled devices
- Charges Competitive Batteries (when competitive chargers are plugged into power outlets, and Power Box 360 is plugged into 120V power source)

PB360D also features:

- 5X more sound power than previous generation Power Box™ (PB10-CD)
- Integrated Sirius Satellite Radio-ready Universal Docking Capability with select Sirius devices for more versatility
- 4-Way GFCI Outlets
- Bosch Exclusive Remote Control with Onboard Storage – Operate unit from up to 40 feet away
- Backlit Front Control Panel Buttons and Dials

PB360S and PB360D Includes: (2) AA Batteries, 6" Auxiliary Cable

Specifications

Model#	Unit Size	Remote Control	Backlit Control Panel	Cord Length (ft.)	Weight (lbs.)
PB360S (Basic)	14.5" x 14" x 13.5"	No	No	6'	25
PB360D (Deluxe)	14.5" x 14" x 13.5"	Yes	Yes	6'	25



For more details visit
Boschtools.com

Pneumatics Fastening System

Tools and Accessories



Section Guide

Tools

Framing Nailers	29
Roofing Nailers	29
Finishing Nailers	30
Compressors	31-32

Accessories

Rafter Hook	32
O Ring Kits	32
Tool Oils	32

Pneumatic Fastening System


FULL FORCE TECHNOLOGY.

Bosch pneumatic fastening tools are engineered to direct 100% of their energy to the fastener by eliminating wasted power and space. Full Force Technology means the user has ample power to consistently sink nails in all types of engineered lumber as well as standard wood boards and beams.



20% SMALLER*

Tool Size*



BOSCH
927 cm³



Brand A
1377 cm³



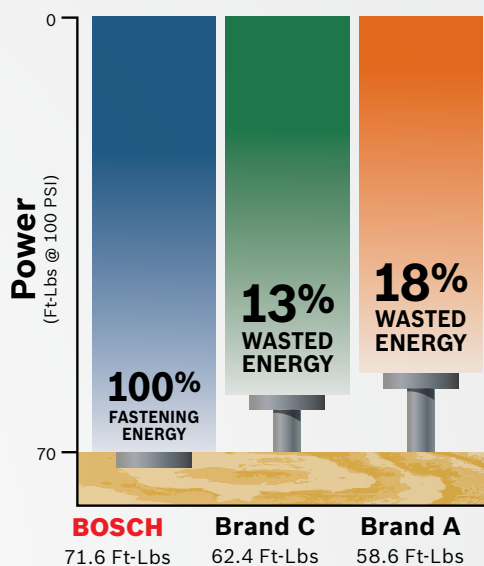
Brand B
1321 cm³



Brand C
1239 cm³

10% MORE POWER*

Fastening Force*



Guaranteed Best **Power** to **Size** Ratio in the Industry!

POPULAR SCIENCE 2009 Best of What's New-Grand Award



Each year, thousands of new products and innovations are reviewed. Out of 100 winners across 11 categories, Bosch Pneumatic nail guns were honored with the Grand Award for taking a significant step forward in its category.

*Test conducted at Robert Bosch Tool Corp. using new Bostitch F21PL, Hitachi NR83A2, Paslode F350S, Bosch SN350-20F, and Bosch SN350-34C tools. Tool size determined by measured internal volume and includes all air chambers of housing assembly. Power comparison using average kinetic energy calculated over operating pressure range and measured in foot pounds. Bostitch® is a registered trademark of The Stanley Works and/or its Affiliates. Hitachi® is a registered trademark of Hitachi, Ltd. and/or its affiliates in the United States and other countries. Paslode® is a registered trademark of Illinois Tool Works Company. These trademarks are being used without the permission of the trademark owners for comparison purpose only.



For more details visit Boschtools.com

See pages 32 for pneumatic fastening tool accessories.

Pneumatic Fastening System

Framing/Roofing Nailers



SN350-20F – Full Head Framing Nailer



NEW

- Quick Release Magazine - Easily remove jammed nails without disassembly of tool
 - Metal Strike Plate - Designed for positioning lumber and to take job-site abuse
 - In-line Self-cleaning Air Filter - Keeps debris away from the valve and o-rings, improving life of the tool
 - Single Action Follower Lock Back - Simple motion for loading and unloading nails
 - Tool-less Adjustable Depth of Drive - Adjust depth of drive on tool
 - Tool-less Selectable Trigger - Easily switch between bump and sequential fire
- Includes:** Safety Glasses, No Mar Tip

JLC Innovative Products

SN350-34C – Clipped Head Framing Nailer



NEW

- Quick Release Magazine - Easily remove jammed nails without disassembly of tool
 - Metal Strike Plate - Designed for positioning lumber and to take job-site abuse
 - Dry Fire Lock-out - Avoids damage to work materials and internal components by preventing blank firing
 - In-line Self-Cleaning Air Filter - Keeps debris away from the valve and o-rings, improving life of the tool
 - Single Action Follower Lock Back - Simple motion for loading and unloading nails
 - Tool-less Adjustable Depth of Drive - Adjust depth of drive on tool
 - Tool-less Selectable Trigger - Easily switch between bump and sequential fire
- Includes:** Safety Glasses, No Mar Tip

JLC Innovative Products

RN175 – Roofing Coil Nailer



NEW

- Bosch Armor - Protects from job-site abuse and abrasive shingles
 - Single Action Side Load - One Step Nail Re-load
 - In-line Self-Cleaning Air Filter - Keeps debris away from the valve and o-rings, improving life of the tool
 - Dry Fire Lock-out - Avoids damage to work materials and internal components by preventing blank firing
 - Tool-less Adjustable Depth of Drive - Adjust depth of drive on tool
 - Tool-less Adjustable Shingle Guide - Enables user to change exposure dimension for different shingle types
- Includes:** Safety Glasses

Toolmonger.com Top 5

Specifications

Model#	Magazine Angle	Magazine Loading	Operating Range	Air Inlet	Dimensions	Weight (lbs.)	Nail Length	Nail Diameter	Nail Shank	Magazine Capacity
SN350-20F	20°	Top	60 - 120 psi	3/8"	21.4" L x 6.7" W x 13.6" H	8.4	2" - 3-1/2"	.113 - .148	Smooth, Ring, Screw	73 Nails
SN350-34C	30°	Top	60 - 120 psi	3/8"	21.4" L x 6.7" W x 13.6" H	8.4	2" - 3-1/2"	.113 - .148	Smooth, Ring, Screw	99 Nails
RN175	15°	Side	75 - 120 psi	1/4"	10" L x 3.25" W x 10" H	5.5	3/4" - 1-3/4"	.120	Smooth	100 Nails

Pneumatic Fastening System

Finishing Nailers

FNA250-15 – 15 Ga Angled Finish Nailer



NEW 

- Dry Fire Lock-out - Avoids damage to work piece and internal components by preventing blank firing
- Tool-less Quick Clear - Easily remove jammed nails
- In-line Self-cleaning Air Filter - Keeps debris away from the valve and o-rings, improving life of the tool
- Tool-less Adjustable Depth of Drive - Adjust depth of drive at the tool
- Tool-less Adjustable Air Exhaust - Easily adjust direction of exhaust
- Slim Body - Better line of sight. Better control
- Tool-less Selectable Trigger - Easily switch operation between bump and sequential fire

Includes: Safety Glasses, No Mar Tip, Carrying Case

FNS250-16 – 16 Ga Straight Finish Nailer



NEW 

- Dry Fire Lock-out - Avoids damage to work piece and internal components by preventing blank firing
- Tool-less Quick Clear - Easily remove jammed nails
- In-line Self-cleaning Air Filter - Keeps debris away from the valve and o-rings, improving life of the tool
- Tool-less Adjustable Depth of Drive - Adjust depth of drive at the tool
- Tool-less Adjustable Air Exhaust - Easily adjust direction of exhaust
- Slim Body - Better line of sight. Better control
- Tool-less Selectable Trigger - Easily switch operation between bump and sequential fire

Includes: Safety Glasses, No Mar Tip, Carrying Case

BNS200-18 – 18 Ga Brad Nailer



NEW 

- Dry Fire Lock-out - Avoids damage to work piece and internal components by preventing blank firing
- Tool-less Quick Clear - Easily remove jammed nails
- In-line Self-cleaning Air Filter - Keeps debris away from the valve and o-rings, improving life of the tool
- Tool-less Adjustable Depth of Drive - Adjust depth of drive at the tool
- Tool-less Adjustable Air Exhaust - Easily adjust direction of exhaust
- Slim Body - Better line of sight. Better control
- Tool-less Selectable Trigger - Easily switch operation between bump and sequential fire

Includes: Safety Glasses, No Mar Tip, Carrying Case

STN150-18 – 1/4" Narrow Crown Stapler



NEW 

- Dry Fire Lock-out - Avoids damage to work piece and internal components by preventing blank firing
- Tool-less Quick Clear - Easily remove jammed nails
- In-line Self-cleaning Air Filter - Keeps debris away from the valve and o-rings, improving life of the tool
- Tool-less Adjustable Depth of Drive - Adjust depth of drive at the tool
- Tool-less Adjustable Air Exhaust - Easily adjust direction of exhaust
- Slim Body - Better line of sight. Better control
- Tool-less Selectable Trigger - Easily switch operation between bump and sequential fire

Includes: Safety Glasses, No Mar Tip, Carrying Case

Specifications

Model#	Magazine Angle	Magazine Loading	Operating Range	Air Inlet	Dimensions	Weight (lbs.)	Nail Length	Nail Diameter	Nail Shank	Magazine Capacity
FNA250-15	34°	Rear	60 - 120 psi	1/4"	11.75" L x 3.13" W x 10" H	4	1-1/4" - 2-1/2"	15 Gauge DA Style	Smooth	100 Nails
FNS250-16	Straight	Rear	60 - 120 psi	1/4"	10.25" L x 2.88" W x 9.94" H	3.5	1" - 2-1/2"	16 Gauge	Smooth	100 Nails
BNS200-18	Straight	Side	60 - 120 psi	1/4"	9" L x 2.25" W x 9.75" H	2.1	5/8" - 2"	18 Gauge	Smooth	100 Nails
STN150-18	Straight	Top	60 - 120 psi	1/4"	9" L x 2.25" W x 9.75" H	2.1	1/2" - 1-1/2"	18 Gauge	Smooth	100 Nails

Driving Productivity




2-Year Pump Warranty

Full warranty on any pump that fails within two years as long as basic regular maintenance is performed.



EZ Drain System

Easily use a single valve to drain both tanks as often as needed.



Durable

Roll cage protects the motor.

Easy to transport

Innovative vertical tank design improves balance and provides maximum maneuverability.

CET3-10 – Electric Hand Carry Compressor



NEW

- E-Z Drain - One ball valve drain located in control panel for simultaneous draining of both tanks
- Quiet, 4-Pole Induction Motor - Provides dBA of 72 to lessen the distraction while working in close proximity to compressor
- Vertically Angled Tanks - Enables better center of gravity for easy transport throughout jobsite
- Roll Cage - For maximum durability and protection from jobsite conditions
- Recessed Control Panel - All gauges, regulator, couplers and drain valve are located in easy to access location and are protected from jobsite conditions
- Contractor Grade Oil-lubed Pump - Extends product life for extra durability

CET4-20(W) – Electric Hand Carry Compressor (with Wheels)



CET4-20



CET4-20W

NEW

- E-Z Drain – One ball valve drain located in control panel for simultaneous draining of both tanks
- Vertically Angled Tanks – Enables better center of gravity for easy transport throughout jobsite
- Roll Cage – For maximum durability and protection from jobsite conditions
- 2-Pole Induction Motor – Provides dBA of 80 to lessen the distraction while working in close proximity to compressor
- Recessed Control Panel – All gauges, regulator, couplers and drain valve are located in easy to reach position and are protected from jobsite conditions
- Contractor Grade Oil-lubed Pump – Extends product life for extra durability

Specifications

Model#	Tank Capacity	HP	CFM @ 100psi	Recovery Time	RPM	Dimensions	Weight (lbs.)
CET3-10	3 gallons	1	2.6	14 sec.	1,700	16" L x 17" W x 16.25" H	57.3
CET4-20(W)	4 gallons	2 (2)	4.2 (4.9)	12 sec. (10 sec.)	3,400	16.25" L x 17.75" W x 19.75" H (22" L x 21.5" W x 19.75" H with handle down)	72.7 (84.9)

Pneumatic Fastening System

Compressors and Accessories

CET8-15W – Electric Wheelbarrow Compressor


NEW

- E-Z Drain - One ball valve drain located in control panel for simultaneous draining of both tanks
- Easy Load/Unload - Unique Handle Design allows for easy loading into back of truck and better balance when moving compressor throughout jobsite
- Cold Start Valve - Prevents compressor from blowing a fuse in cold weather conditions
- Cast Iron, Contractor Grade Oil-Lubed Pump - High durability and low maintenance for extended product life
- Angled Control Panel - All gauges, regulator, couplers, safety valve and drain valve are located in easy to access location
- 2-Year Pump Warranty - Full warranty on any pump that fails within two years as long as basic regular maintenance is performed

CGT8-65W – Gas Wheelbarrow Compressor


NEW

- E-Z Drain - One ball valve drain located in control panel for simultaneous draining of both tanks
- Easy Load/Unload - Unique Handle Design allows for easy loading into back of truck and better balance when moving compressor throughout jobsite
- Cold Start Valve - Provides easy start in cold weather conditions
- Cast Iron, Contractor Grade Oil-Lubed Pump - High durability and low maintenance for extended product life
- Angled Control Panel - All gauges, regulator, couplers, safety valve and drain valve are located in easy to access location
- 2-Year Pump Warranty - Full warranty on any pump that fails within two years as long as basic regular maintenance is performed

Accessories

O Ring Kits **NEW**

Item #	Description
SN350-OR	For use with SN350-20F and SN350-34C
RN75-OR	For use with RN175
FNA250-OR	For use with FNA250-15
FNS250-OR	For use with FNS250-16


- Includes: All O-Rings and Plug

Item #	Description
BNS200-OR	For use with BNS200-18 and STN150-18

- Includes: All O-Rings

SN350-RH Rafter Hook, Framing Nailer **NEW**

- Easily hang tool from rafters for increased productivity
- Retractable hook to move tool out of the way while not in use
- Compatible with Bosch SN350-20F and SN350-34C framing nailers



PNO-S Tool Oil - Standard Weather **NEW**

- Specifically formulated to withstand the stresses of pneumatic operation
- Optimal results when used in temperatures above 32°F/0°C.
- Add a few drops of Bosch pneumatic tool oil to the air tool every day before use
- Contents: 17 fluid ounces

PNO-W Tool Oil - Cold Weather **NEW**

- Specifically formulated to withstand the stresses of pneumatic operation
- Optimal results when used in temperatures below 32°F/0°C
- Add a few drops of Bosch pneumatic tool oil to the air tool every day before use
- Contents: 17 fluid ounces

Specifications

Model#	Tank Capacity	HP	CFM @ 100psi	Engine	Recovery Time	RPM	Dimensions	Weight (lbs.)
CET8-15W	8 gallons	1.5	6.5	N/A	17 sec.	1,725	48.5" L x 18.5" W x 26" H	175
CGT8-65W	8 gallons	6.5	13.1	Honda GX200 OHV	14 sec.	3,200	48.5" L x 18.5" W x 26" H	175

Hammers and Hammer Drills

Tools and Accessories



Section Guide

Tools

Hammer Drills.....	36
Rotary Hammers	37-42
Chipping Hammer	40
Combination Hammers	41-42
Demolition/Breaker Hammers	42-45

Accessories

Hammer Attachments	46
Hammer Drill Bits	47-49
SDS-plus® Accessories	50-53
SDS-max® Accessories	54-56
Spline Accessories.....	56-57
Hex Chisels	57
Breaker Chisels	58

Hammers and Hammer Drills

Quick Reference Guide



Item #	1191VSR(K)	HD19-2/HD19-2D*	HD21-2	11250VSR	11250VSRD	11253VSR
Drive System	Round Shank	Round Shank	Round Shank	SDS-plus®	SDS-plus®	SDS-plus®
Hammer Classification	Hammer Drill	Hammer Drill	Hammer Drill	Rotary	Rotary	Combination
Amperage	7	8.5	9.2	6.1	6.1	7.2
Impact Energy (ft.-lbs.)	N/A	N/A	N/A	1.6	1.6	2.2
Max. Capacity - Concrete (Masonry)	5/8"	3/4" (7/8")	7/8" (1")	3/4"	3/4"	1"
Optimal Range	1/8" - 5/16"	1/8" - 3/8"	1/8" - 1/2"	5/32" - 5/8"	5/32" - 5/8"	3/16" - 5/8"
Core Bits	N/A	N/A	N/A	1-1/2"	1-1/2"	2-1/2"
RPM Under Load	0-3,000*	0-1,000/0-3,000*	0-900/0-3,000*	0-1,000	0-1,000	0-1,300
BPM Under Load	0-48,000**	0-17,000/0-51,000**	0-15,300/0-51,000**	0-4,400	0-4,400	0-5,800
Modes of Operation	Hammer Drill Rotation Only	Hammer Drill Rotation Only	Hammer Drill Rotation Only	Rotary Hammer Rotation Only	Rotary Hammer Rotation Only	Rotary Hammer Hammer Only Rotation Only
Length	11"	13.4"	13.5"	13.25"	19.6"	14.8"
Weight	4.1 lbs.	5.8 lbs. (7.2 lbs.)	5.9 lbs.	5.4 lbs.	7.4 lbs.	6.4 lbs.

*No Load RPM

**No Load BPM



Item #	11224VSR/11224VSRC*	11255VSR	RH328VC/RH328VCQ	RH432VCQ	11320VS
Drive System	SDS-plus®	SDS-plus®	SDS-plus®	SDS-plus®	SDS-plus®
Hammer Classification	Combination	Combination	Combination	Combination	Chipping
Amperage	6.9	7.5	8.0	8.5	6.5
Impact Energy (ft.-lbs.)	1.6	2.2	2.6	3.7	3.2
Max. Concrete Capacity	7/8"	1"	1-1/8"	1-1/4"	N/A
Optimal Range	3/16" - 5/8"	3/16" - 5/8"	1/4" - 7/8"	3/8" - 1"	N/A
Core Bits	2-1/2"	2-1/2"	3-1/8"	3-1/2"	N/A
RPM Under Load	0-1,100	0-1,300	0-900	0-760	N/A
BPM Under Load	0-6,150	0-5,800	0-4,000	0-3,600	3,500
Bosch Vibration Control	No	No	Hammer Mechanism and Handle	Hammer Mechanism and Handle	No
Vibration Levels m/s ²	N/A	N/A	≤ 13	14	N/A
Modes of Operation	Rotary Hammer Hammer Only Rotation Only	Rotary Hammer Hammer Only Rotation Only	Rotary Hammer Rotation Only	Rotary Hammer Hammer Only Rotation Only	Hammer Only
Length	17.5"	17.3"	12.5"/13.6"	15.75"	14.75"
Weight	6.5 lbs.	6.7 lbs.	7.7/7.9 lbs.	10.3 lbs.	7.9 lbs.

*11224VSRC Includes 3 Jaw Chuck


BOSCH

 For more details visit
Boschtools.com

Hammers and Hammer Drills

Quick Reference Guide

Item #	11240	11247	11264EVS	11265EVS	11263EVS	11245EVS
Drive System	SDS-max®	Spline/Round Hex	SDS-max®	Spline/Round Hex	SDS-max®	SDS-max®
Hammer Classification	Combination	Combination	Combination	Combination	Combination	Combination
Amperage	10	10	13	13	13.5	14
Impact Energy (ft.-lbs.)	5.2	5.2	6.8 / 8.1 (turbo)	6.8 / 8.1 (turbo)	9.6 / 11.1	13.3
Max. Concrete Capacity	1-9/16"	1-9/16"	1-5/8"	1-5/8"	1-3/4"	2"
Optimal Range	1/2" - 1-3/8"	1/2" - 1-3/8"	1/2" - 1-7/16"	1/2" - 1-7/16"	5/8" - 1-9/16"	3/4" - 1-3/4"
Through Hole Bits	2-1/2"	2-1/2"	2-9/16"	2-9/16"	3-1/8"	3-1/8"
Core Bits	4"	4"	4-1/8"	4-1/8"	6"	6"
No Load RPM	400	400	170-340	170-340	145-280	120-250
No Load BPM	3,000	3,000	1,700-2,900	1,700-2,900	1,350-2,800	1,100-2,500
Bosch Vibration Control	No	No	Hammer Mechanism and Handle	Hammer Mechanism and Handle	No	No
Vibration Levels m/s ²	N/A	N/A	10.0	10.0	N/A	N/A
Modes of Operation	Rotary Hammer Hammer Only	Rotary Hammer Hammer Only	Rotation Only Rotary Hammer	Rotary Hammer Hammer Only	Rotary Hammer Hammer Only	Rotary Hammer Hammer Only
Length	17.25"	17.25"	19.25"	19.25"	21"	23.5"
Weight	13.2 lbs.	13.6 lbs.	14.3 lbs.	14.7 lbs.	17.9 lbs.	24.5 lbs.

Item #	11387	11388	11321EVS	11316EVS	11317EVS	11335K	11304(KB/KD)
Drive System	Round Hex	SDS-max®	SDS-max®	SDS-max®	3/4" Hex	1-1/8" Hex Collar	1-1/8" Hex Collar
Hammer Classification	Demolition	Demolition	Demolition	Demolition	Demolition	Breaker	Breaker
Amperage	10	10	13	14	12.8	15	15
Impact Energy (ft.-lbs.)	5.9	5.9	9.6	4.4 - 18.4	4 - 16.5	34	43
BPM	2,800	2,800	1,300-2,900	900-1,890	850-1,800	1,300	1,400
Bosch Vibration Control	No	No	Hammer Mechanism and Handle	No	No	Hammer Mechanism and Handle	No
Vibration Levels m/s ²	N/A	N/A	8.0	N/A	N/A	10.8	N/A
Modes of Operation	Hammer Only	Hammer Only	Hammer Only	Hammer Only	Hammer Only	Hammer Only	Hammer Only
Length	17.5"	17.5"	18.6"	22.5"	22"	30.4"	29.75"
Weight	12 lbs.	11.6 lbs.	12.8 lbs.	22.5 lbs.	22 lbs.	38 lbs.	64 lbs.

Hammers and Hammer Drills

Hammers and Hammer Drills

Hammer Drills

1191VSR(K) – Hammer Drill (with Case)



- Light Weight Design - Perfect for small diameter drilling applications
- 2-Mode Selector - Easily converts from rotation only to hammer drill
- Compact Design - Aggressive impact mechanism in combination with a more powerful motor outperforms the competition
- 360° Auxiliary Handle with Built-in Quick Release Depth Gauge
- Variable Speed Trigger
- 1/2" 3-Jaw Chuck - For rugged hammer drilling applications

Includes: 360° Auxiliary Handle, Depth Gauge, Chuck Key

1191VSRK also Includes: Carrying Case

HD19-2 – 2 Speed Hammer Drill



- Torque Control Auxiliary Handle - Securely locks into place for maximum control in heavy duty drilling applications
- Dual-Mode Selector - Easily converts from hammer drill mode to rotation only mode
- 2-Speed Gear Box - Select high speed (for concrete) or high torque (for wood and metal) drilling applications
- Integral Slip Clutch - Helps minimize torque reaction
- Metal Gear Housing - For long life and rugged jobsite durability
- Optional Dust Collection - Removable plastic adaptor allows the tool to be easily converted to a hammer drill with dust collection

Includes: 360° Auxiliary Handle, Chuck Key, Depth Gauge, Carrying Case

HD19-2D – 2 Speed Hammer Drill with Dust Collection Unit



- Dual-Mode Selector - Easily converts from hammer drill mode to rotation only mode
- 2-Speed Gear Box - Select high speed (for concrete) or high torque (for wood and metal) drilling applications
- Integral Slip Clutch - Helps minimize torque reaction
- Metal Gear Housing - For long life and rugged jobsite durability
- **Dust Collection with Micro-filter System** - Dramatically reduces dust on the jobsite
- Integrated Dual Fan System - 2nd set of fan blades with the motor creates the air suction for max. dust collection

Includes: Dust Collection Unit, 360° Auxiliary Handle, Chuck Key, Depth Gauge, Carrying Case

HD21-2 – 2 Speed Hammer Drill



- Torque Control Auxiliary Handle - Securely locks into place for maximum control in heavy duty drilling applications
- Dual-Mode Selector - Easily converts from hammer drill mode to rotation only mode
- 2-speed gear box - Select high speed (for concrete) or high torque (for wood and metal drilling applications)
- Integral Slip Clutch - Helps minimize torque reaction
- Metal Gear Housing - For long life and rugged jobsite durability
- Patented Rotating Brush Plate - Easily back out bound-up bits
- Patented Cord Turret - Allows cord to pivot for added convenience and durability

Includes: 360° Auxiliary Handle, Chuck Key, Depth Gauge, Carrying Case

Specifications

Model#	Rating	Amperage	No Load RPM	No Load BPM	Maximum Capacities (in) Concrete/Masonry	Maximum Capacities (in) Steel	Maximum Capacities (in) Wood	Maximum Capacities (in) Aluminum	Length (in)	Weight (lbs.)
1191VSR(K)	120V AC	7.0	0-3,000	0-48,000	5/8" / 5/8"	1/2"	1-1/2"	5/8"	11.0"	4.1
HD19-2	120V AC	8.5	0-1,000/0-3,000	0-17,000/0-51,000	3/4" / 7/8"	1/2"	1-1/2"	N/A	13.4"	5.8
HD19-2D	120V AC	8.5	0-1,000/0-3,000	0-17,000/0-51,000	3/4" / 7/8"	1/2"	1-1/2"	N/A	18.0"	7.2
HD21-2	120V AC	9.2	0-900/0-3,000	0-15,300/0-51,000	7/8" / 1"	5/8"	1-5/8"	N/A	13.5"	5.9

Hammers and Hammer Drills

Rotary Hammers

11250VSR – 3/4" SDS-plus® Rotary Hammer



- SDS-plus® Tool Holder - Tool-free bit changes with automatic bit locking, dust protection and maximum impact energy transfer rate
- Dual Mode Selector - Easily converts from rotation only to rotary hammer mode
- Patented Rotating Brush Plate - Provides equal power in reverse and extends brush life
- Integral Clutch - Helps minimize torque reaction
- Variable-speed Reversing Trigger - For accurate bit starting, as well as removing fasteners or bound bits

Includes: 360° Auxiliary Handle, Depth Gauge, Carrying Case

11250VSRD – 3/4" SDS-plus® Rotary Hammer with Dust Collection



- Compact and Lightweight - 7-7/8" height and only 7.4 lbs
- SDS-plus® Bit System - Tool free bit changes with automatic bit locking, dust protection and maximum impact energy transfer rate
- Dual Mode Selector - 2 modes of operations: rotary hammer, and rotation only mode
- Patented Rotating Brush Plate - Provides equal power in reverse and extends brush life
- Integral Clutch - Helps minimize torque reaction
- 360° Auxiliary Handle - Offset construction provides continuous grip along with a wide range of movement, even in tight spaces
- **Dust Collection with Micro-filter System** - Dramatically reduces dust on the jobsite
- Easily Adjustable Dust Collection Unit - Install or remove with one hand
- Integrated Dual Fan System - 2nd set of fan blades with the motor creates the air suction for max. dust collection

Includes: 360° Auxiliary Handle, Depth Gauge, Dust Collection Unit, Carrying Case

Hammers and Hammer Drills

Popular Mechanics Editors Choice Award Professional Builder Top 100 Best New Products



The award winning 11250VSRD 3/4" SDS-plus® Rotary Hammer is the most compact and lightweight dust collection hammer in its class.

The dust collection feature with the Microfilter System captures the highest volume of all size dust particles.



Specifications

Model#	Rating	Amperage	RPM	BPM	Impact Energy (ft.-lbs.)	Maximum Capacities (in) Concrete	Maximum Capacities (in) Steel	Maximum Capacities (in) Wood	Maximum Capacities (in) Concrete-Thin Wall Core-Bit	Length (in)	Weight (lbs.)
11250VSR	120V	6.1	0-1,000	0-4,400	1.6	3/4"	1/2"	1/2" - 3/4"	1-1/2"	13.25"	5.4
11250VSRD	120V	6.1	0-1,000	0-4,400	1.6	3/4"	1/2"	1/2" - 3/4"	1-1/2"	17.90"	7.4

Hammers and Hammer Drills

Rotary Hammers and Dust Extraction Compatibility

11224VSR(C) – 7/8" SDS-plus® Bulldog™ Rotary Hammer (with ClicLoc™)



Hammers and Hammer Drills



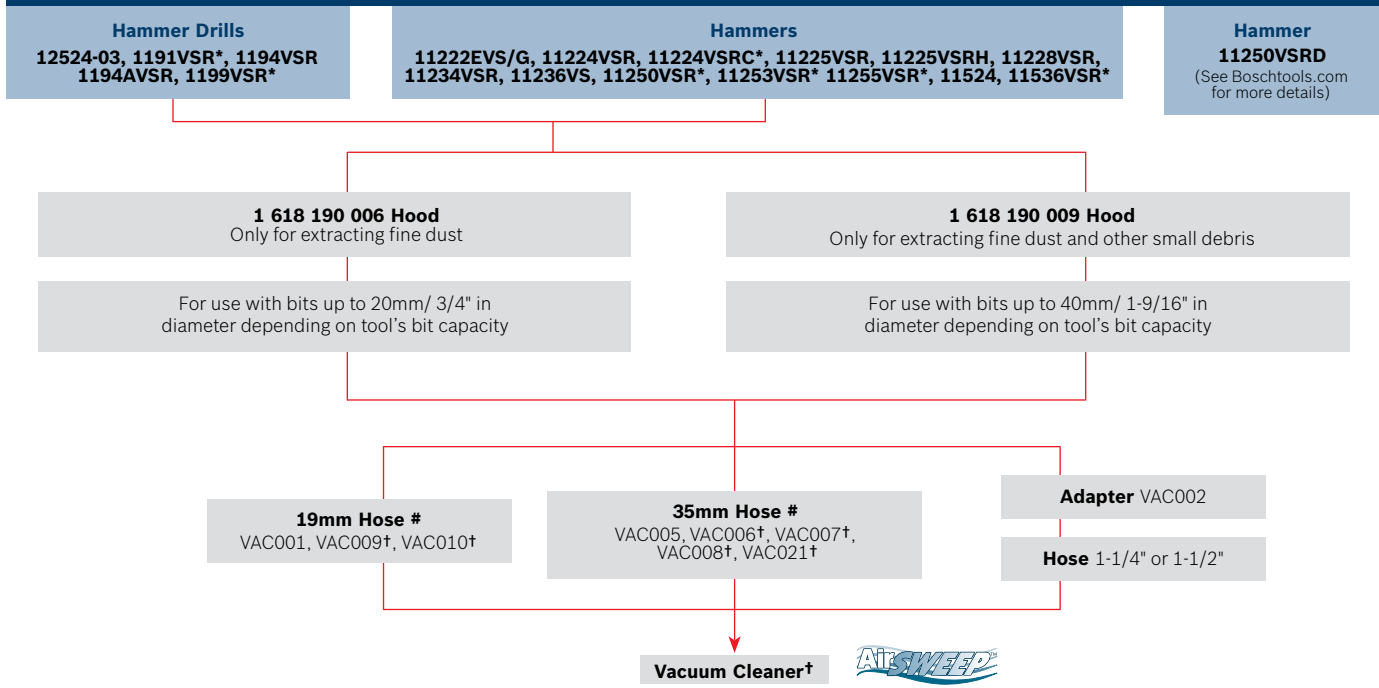
- SDS-plus® Bit System - Tool-free bit changes with automatic bit locking, dust protection and maximum impact energy transfer rate
 - Multi-function Selector - 3 modes of operation, rotation only, rotary hammer and hammer only mode
 - Variable-speed Reversing Trigger - For accurate bit starting, as well as removing fasteners or bound bits
 - Vario-Lock™ Positioning - Rotates and locks chisel into 36 different positions to optimize working angle
 - D-handle Design - For extra control, ideal for overhead and downward drilling applications
 - 360° Auxiliary Handle with Built-in Depth Gauge - Wide range of movement along with consistent drilling depth
 - Integral Clutch - Helps minimize torque reaction
- Includes:** 360° Auxiliary Handle, Depth Gauge, Carrying Case

11224VSR(C) also features

- **ClicLoc™ Chuck Change System** - Easily remove the SDS-plus® bit holder and snap on the included keyless carbide-tipped 3-jaw chuck



Dust Extraction Compatibility Chart



*When used with a dust extraction hood, this tool requires auxiliary handle 1612025024, which is sold separately and is different from this tool's standard-equipment auxiliary handle.
†Competitor vacuum cleaners' ports won't accept VAC006-VAC021 locking hoses. They are only for use with Bosch 3931, 3931A and 3931A-PB vacs.

Specifications

Model#	Rating	Amperage	No Load RPM	No Load BPM	Impact Energy (ft.-lbs.)	Maximum Capacities (in) Concrete	Maximum Capacities (in) Steel	Maximum Capacities (in) Wood	Maximum Capacities (in) Concrete-Thin Wall Core Bit	Length (in)	Weight (lbs.)
11224VSR(C)	120V	6.9	0-1,100	0-6,150	1.6	7/8"	1/2"	3/4" - 1"	Concrete 2-1/2"	17.5"	6.5



For more details visit Boschtools.com

See pages 46, 50-53, 195-202 for **hammer** accessories.

Hammers and Hammer Drills

Rotary Hammers

11253VSR – 1" SDS-plus® Bulldog™ Xtreme Rotary Hammer



- Multi-function Selector - 3 modes of operation, rotation only, rotary hammer and hammer-only mode
 - Vario-Lock™ Positioning - Rotates and locks chisel into 36 different positions to optimize working angle
 - Patented Rotating Brush Plate - Provides equal power in forward and reverse
 - Patented Cord Turret - 35° pivot for added flexibility and longer cord life
 - SDS-plus® Bit System - Tool-free bit changes with automatic bit locking, dust protection and maximum impact energy transfer rate
 - Variable-speed Reversing Trigger - For accurate bit starting as well as removing fasteners or bound bits
 - Integral Clutch - Helps minimize torque reaction
- Includes:** Auxiliary Handle, Depth Gauge, Carrying Case

11255VSR – 1" SDS-plus® Bulldog™ Xtreme Rotary Hammer



- HammerHook™ - allows quick tool storage during the job.
 - Multi-function Selector - 3 modes of operation, rotation only, rotary hammer and hammer-only mode
 - Vario-Lock™ Positioning - Rotates and locks chisel into 36 different positions to optimize working angle
 - Patented Rotating Brush Plate - Provides equal power in forward and reverse
 - Patented Cord Turret - 35° pivot for added flexibility and longer cord life
 - SDS-plus® Bit System - Tool-free bit changes with automatic bit locking, dust protection and maximum impact energy transfer rate
 - Variable-speed Reversing Trigger - For accurate bit starting as well as removing fasteners or bound bits
 - D-handle design - Ideal for overhead and downward drilling applications
- Includes:** Auxiliary Handle, Depth Gauge, Carrying Case



HammerHook™

JLC May 2009 Winner of Contractor Tool Test

RH328VC – 1-1/8" SDS-plus® Rotary Hammer RH328VCQ – with Quick Change Chuck System



- Active Vibration Control™ - Vibration reduction in the hammer mechanism and the grip area provides maximum user comfort for extended periods of work 20% LESS vibration (drilling) vs. 11239VS
 - Multi-function Selector - 3 modes of operation: rotary hammer, hammer only mode, rotation only mode
 - Integral Clutch - Helps minimize torque reaction
 - Vario-Lock™ Positioning - Rotates and locks chisel into 12 different positions
- Includes:** Auxiliary Handle, Depth Gauge, Carrying Case

RH328VCQ also features

- Quick Change Chuck System - Allows quick change-out between SDS-plus® chuck and optional 3-jaw chuck for use with a wide range of accessories (3-jaw chuck not included)

Specifications

Model#	Rating	Amperage	RPM Under Load	BPM Under Load	Impact Energy (ft.-lbs.)	Maximum Capacities (in) Concrete	Maximum Capacities (in) Steel	Maximum Capacities (in) Wood	Maximum Capacities (in) Concrete-Thin Wall Core Bit	Length (in)	Weight (lbs.)
11253VSR	120V	7.2	0-1,300	0-5,800	2.2	1"	1/2"	1" - 1-1/8"	2-5/8"	14.75"	6.4
11255VSR	120V	7.5	0-1,300	0-5,800	2.2	1"	1/2"	1" - 1-1/8"	2-5/8"	17.25"	6.7
RH328VC(VCQ)	120V	8.0	0-900	0-4,000	2.6	1-1/8"	1/2"	1" - 1-1/8"	3-1/8"	12.5" (13.6")	7.7 (7.9)

Hammers and Hammer Drills

Combination/Chipping/Rotary Hammers

RH432VCQ – 1-1/4" SDS-plus® Rotary Hammer with Quick Change Chuck System


NEW


- Active Vibration Control™ - Vibration reduction in the hammer mechanism and the grip area provides maximum user comfort for extended periods of work 50% LESS vibration (drilling) vs. 11236VS
- Quick Change Chuck System - Allows quick change-out between SDS-plus® chuck and optional 3-jaw chuck for use with a wide range of accessories (3-jaw chuck not included)
- Multi-function Selector - 3 modes of operation: rotary hammer, hammer only mode, rotation only mode
- Integral Clutch - Helps minimize torque reaction
- Vario-Lock™ Positioning - Rotates and locks chisel into 12 different positions
- Variable Speed 3 Finger Trigger - Better operator control and accurate bit starting

Includes: Auxiliary Handle, Depth Gauge, Carrying Case

11320VS – SDS-plus® Chipping Hammer



- Specially-designed Impact Mechanism - Smooth change between no-load and hammering modes. Superior tool control for easier positioning and precision chiseling
- SDS-plus® Bit System - Tool-free bit changes with auto bit locking, dust protection and maximum impact energy transfer. Eliminates problems associated with proprietary types of steel
- Next-Generation SDS-plus® Bit Holder - For extended lifetime
- Variable-speed Trigger Switch with Recessed Lock-On Button - For exact adjustment of impact force, comfort and less fatigue
- Soft Start - Smooth change from no-load into hammering mode

Includes: Auxiliary Handle, Viper Flat Chisel, Tile Chisel, Carrying Case

11240 – 1-9/16" SDS-max® Combination Hammer



- SDS-max® Bit System - Tool-free bit changes with automatic bit locking, dust protection and maximum impact energy transfer rate
- "Combination" Dual Mode Selector - 2 modes of operation, rotary hammer and hammer only mode
- Integral Clutch - Helps minimize torque reaction
- Vario-Lock™ Positioning - Rotates and locks chisel into 12 different positions to optimize working angle
- 360° Auxiliary Handle - Provides a wide range of movement along with operator comfort
- Innovative Service Modules - Designed so a qualified service technician can quickly replace the brushes and cord

Includes: Auxiliary Handle, Carrying Case


Specifications

Model#	Rating	Amperage	RPM Under Load	BPM Under Load	Impact Energy (ft.-lbs.)	Maximum Capacities (in) Concrete	Maximum Capacities (in) Steel	Maximum Capacities (in) Concrete-Core Bit	Maximum Capacities (in) Wood	Length (in)	Weight (lbs.)
RH432VCQ	120V	8.5	0-760	0-3,600	3.7	1-1/4"	1/2"	3-1/2"	1-1/8" - 1-1/4"	15.75"	10.3
11320VS	120V	6.5	N/A	0-3,500	3.2	N/A	N/A	N/A	N/A	15"	7.9
11240	120V	10	400	3,000	5.2	1-9/16"	1/2"	4"	N/A	17.25"	13.2

Hammers and Hammer Drills

Combination/Rotary Hammers

The Vibration Levels are Reduced in Two Steps



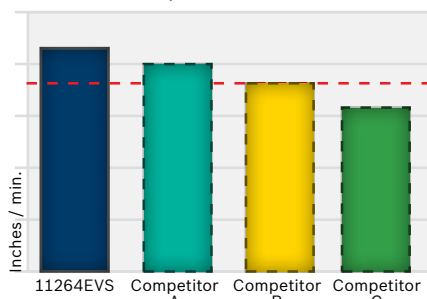
- 1 - Point of origin – the impact mechanism
- 2 - Point of effect – the handle

A longer air cushion between the piston and the striker pin leads to lower pressure (comparable to a longer spring) and thus lower vibration levels – without reducing performance.

The rubber dampening elements at the top and bottom of the main handle further reduce vibration levels.

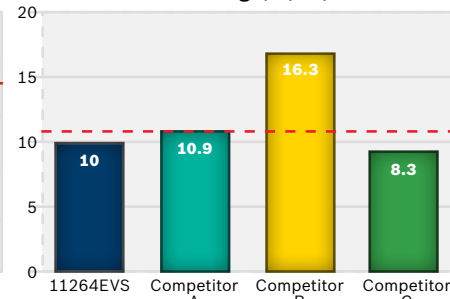
Competitive Comparison 11264EVS / 11265EVS

Drilling Performance 1-1/4" Diameter



20% Faster than Competitor A, B and C

Vibration Levels Drilling (m/s²)



Up to 30% Less Vibration

11264EVS – 1-5/8" SDS-max® Rotary Hammer



- Active Vibration Control™ - Vibration reduction in the hammer mechanism and the grip area provides maximum user comfort
- One-Hand™ SDS-max® - One-hand tool free system makes changing bits easier than ever before
- Constant Response™ Circuitry - Maintains speed under load and overload protection
- Turbo™ Power - Delivers 20% more power in hammer only mode.
- Integral Clutch - Helps minimize torque reaction
- Vario-Lock™ Positioning - Rotates and locks chisel into 12 different positions
- Auto-Max™ Variable Speed Dial - Ensures maximum speed every time the tool is turned on

Includes: Auxiliary Handle, Carrying Case

11247 – 1-9/16" Spline Combination Hammer



- Spline/Round Hex Bit System - Tool-free bit changes, with automatic bit locking
- "Combination" Dual Mode Selector - 2 modes of operation, rotary hammer and hammer only mode
- Integral Clutch - Helps minimize torque reaction
- Vario-Lock™ Positioning - Rotates and locks chisel into 12 different positions to optimize working angle
- 360° Auxiliary Handle - Provides a wide range of movement along with operator comfort
- Innovative Service Modules - Designed so a qualified service technician can quickly replace the brushes and cord

Includes: Auxiliary Handle, Carrying Case

Specifications

Model#	Rating	Amperage	No Load RPM	No Load BPM	Impact Energy (ft.-lbs.)	Maximum Capacities (in) Concrete	Maximum Capacities (in) Concrete-Thru Hole Bit	Maximum Capacities (in) Concrete-Core Bit	Optimal Concrete Capacity Range (in)	Length (in)	Weight (lbs.)
11264EVS	120V	13.0	170-340	1,700-2,900	6.8/8.1 (turbo)	1-5/8"	2-9/16"	4-1/8"	1/2 - 1-7/16"	19.25"	14.3
11247	120V	10.0	400	3,000	5.2	1-9/16"	2-1/2"	4"	1/2" - 1-3/8"	17.25"	13.6

Hammers and Hammer Drills

Combination/Demolition Hammers

11265EVS – 1-5/8" Spline Rotary Hammer



NEW



- Active Vibration Control™ - Vibration reduction in the hammer mechanism and the grip area provides maximum user comfort for extended periods of work
- Spline/Round Hex Bit System - Tool-free bit changes
- "Combination" Dual Mode Selector - 2 modes of operation, rotary hammer and hammer only mode
- Constant Response™ Circuitry - Maintains speed under load and overload protection
- Turbo™ Power - Delivers 20% more power in hammer only mode
- Integral Clutch - Helps minimize torque reaction
- Vario-Lock™ Positioning - Rotates and locks chisel into 12 different positions
- Auto-Max™ Variable Speed Dial

Includes: Auxiliary Handle, Carrying Case

11263EVS – 1-3/4" SDS-max® Rotary Hammer



- SDS-max® Bit System - Tool-free bit changes with automatic bit locking, dust protection and maximum impact energy transfer rate
- "Combination" Dual Mode Selector - 2 modes of operation, rotary hammer and hammer only mode
- Constant Response™ Circuitry - Provides soft-start, maintains constant speed under load, provides overload protection
- Turbo™ Power Feature - Delivers 20% more power in hammer only mode
- Integral Clutch - Helps minimize torque reaction
- Vario-Lock™ Positioning - Rotates and locks chisel into 12 different positions to optimize working angle
- Variable Speed Dial - For accurate bit starting and controlled chipping

Includes: Auxiliary Handle, Carrying Case

11245EVS – 2" SDS-max® Combination Hammer



- SDS-max® Bit System - Tool-free bit changes with automatic bit locking, dust protection and maximum impact energy transfer rate
- "Combination" Dual Mode Selector - 2 modes of operation, rotary hammer and hammer only mode
- Constant Response™ Circuitry - Provides soft-start, maintains constant speed under load, provides overload protection
- Integral Clutch - Helps minimize torque reaction
- Vario-Lock™ Positioning - Rotates and locks chisel into 12 different positions to optimize working angle
- Service Minder™ Light - Indicates when preventative maintenance is required
- Variable-speed Dial - For accurate bit starting and controlled chipping

Includes: Auxiliary Handle, Carrying Case

11388 – SDS-max® Demolition Hammer



- SDS-max® Bit System - Tool-free bit changes with automatic bit locking, dust protection and maximum impact energy transfer rate
- Vario-Lock™ Positioning - Rotates and locks chisel into 12 different positions to optimize working angle
- 360° Auxiliary Handle - Provides a wide range of movement along with operator comfort
- Innovative Service Modules - Designed so a qualified service technician can quickly replace the brushes and cord

Includes: Auxiliary Handle, Carrying Case

Specifications

Model#	Rating	Amperage	No Load RPM	No Load BPM	Impact Energy (ft.-lbs.)	Maximum Capacities (in) Concrete	Maximum Capacities (in) Concrete-Thru Hole Bit	Maximum Capacities (in) Concrete-Core Bit	Optimal Concrete Capacity Range (in)	Length (in)	Weight (lbs.)
11265EVS	120V	13.0	170-340	1,700-2,900	6.8/8.1 (turbo)	1-5/8"	2-9/16"	4-1/8"	1/2" - 1-7/16"	19.25"	14.7
11263EVS	120V	13.5	145-280	1,350-2,800	9.6/11.1 (turbo)	1-3/4"	3-1/8"	6	5/8" - 1-9/16"	21.0"	17.9
11245EVS	120V	14.0	120-250	1,100-2,500	13.3	2"	3-1/8"	6"	3/4"-1-3/4"	23.5"	24.5
11388	120V	10.0	N/A	2,800	5.9	N/A	N/A	N/A	N/A	17.5"	11.6

Hammers and Hammer Drills

Combination/Demolition/Rotary Hammers

11321EVS – SDS-max® Demolition Hammer



- Active Vibration Control™ - Vibration reduction in the hammer mechanism and the grip area provides maximum user comfort for extended periods of work
 - SDS-max® Bit System - Tool-free bit changes with automatic bit locking, dust protection and maximum impact energy transfer rate
 - Constant Response™ Circuitry - Provides soft-start, maintains constant speed under load, provides overload protection
 - Vario-Lock™ Positioning - Rotates and locks chisel into 12 different positions to optimize working angle
 - Auto-Max® Dial - Variable speed dial designed to automatically insure the maximum speed and power every time the tool is plugged in
- Includes:** Auxiliary Handle, Carrying Case

11316EVS – SDS-max® Demolition Hammer



- SDS-max® Bit System - Tool-free bit changes with automatic bit locking, dust protection and maximum impact energy transfer rate
 - Variable-Speed Dial - For controlled chipping applications
 - Constant Response™ Circuitry - Provides soft-start, maintains constant speed under load, provides overload protection
 - Vario-Lock™ Positioning - Rotates and locks chisel into 12 different positions to optimize working angle
 - Service Minder™ Light - Indicates when preventative maintenance is required
 - Padded Rear Handle - Absorbs shock for operator comfort
- Includes:** Auxiliary Handle, Carrying Case

11387 – 3/4" Round Hex Demolition Hammer



- Round Hex Tool Holder - Tool-free demolition steel changes, with automatic locking
 - Vario-Lock™ Positioning - Rotates and locks chisel into 12 different positions to optimize working angle
 - 360° Auxiliary Handle - Provides a wide range of movement along with operator comfort
 - Innovative Service Modules - Designed so a qualified service technician can quickly replace the brushes and cord
- Includes:** Auxiliary Handle, Carrying Case

11317EVS – 3/4" Round Hex Demolition Hammer



- 3/4" Hex Tool Holder
 - Constant Response™ Circuitry - Provides soft-start, maintains constant speed under load, provides overload protection
 - Variable Speed Dial - For controlled chipping applications
 - Service Minder™ Light - Indicates when preventative maintenance is required
 - Padded Rear Handle - Absorbs shock for operator comfort
 - 360° Auxiliary Handle - Provides a wide range of movement along with operator comfort
- Includes:** Auxiliary Handle, Carrying Case

Specifications

Model#	Rating	Amperage	No Load RPM	No Load BPM	Impact Energy (ft.-lbs.)	Length (in)	Weight (lbs.)
11321EVS	120V	13.0	N/A	1,300-2,900	9.6	18.6"	12.8
11316EVS	120V	14.0	N/A	900-1,890	4.4-18.4	22.5"	22.5
11387	120V	10.0	N/A	2,800	5.9	17.5"	12.0
11317EVS	120V	12.8	N/A	850-1,800	4.0-16.5	22.0"	22.0

Hammers and Hammer Drills

Breaker Hammer

11335K – Jack 35 lb. Breaker Hammer



Case Included



- Impact Force of 34 ft.-lbs and Powerful 1750 W Motor - Fastest removal rate in its class
- Active Vibration Control™ - Vibration reduction in the hammer mechanism and the grip area provides maximum user comfort
- In-Line Design – Ultimate tool balance with multiple grip positions for maximum performance in angled, horizontal, and vertical applications
- Large Main Handle – Increased control and handling
- Well Positioned lock on switch – Eliminates unintentional shut off.
- 360° Articulating Auxiliary Handle – Provides a wide range of movement along with operator comfort
- 2-Way Tool Retainer – Accepts standard 1-1/8" (28mm) hex, air tool steel with retaining collar or Bosch internal locking combo steel

Includes: Pointed Chisel (400 mm), Articulating Auxiliary Handle, Carrying Case with Wheels


Nothing Hits Harder. Nothing Lasts Longer.



Lasts 2 Times Longer than the Closest Competitor



Active Vibration Control™ Reduces Vibration by 40%



Highest Removal Rate in its Class

T1757 – Deluxe Hammer Cart



Pin Up



Pin Down



NEW

- Folding Foot Plate – Easily folds out of the way for use as a hand truck
- 8" Foam Tires – Puncture free tires absorb shock over rugged terrain
- Truck Ramp – For easy loading in and out of a truck or van
- Accessory Holders – Securely holds hammer steel in place during transportation
- Quick Release Strap – Durable Nylon material with quick release
- Cord Wrap – Convenience for transportation

Specifications

Model#	Rating	Amperage	No Load BPM	Impact Energy (ft.-lbs.)	Length (in.)	Weight (lbs.)
11335K	120V	15.0	1,300	34	30.4"	38



For more details visit
Boschtools.com



See pages 58
for **breaker hammer**
accessories.

Hammers and Hammer Drills

Breaker Hammer

- 11304** – Brute™ Breaker Hammer
- 11304KB** – with Basic Cart
- 11304KD** – with Deluxe Cart



11304



11304KD



T1657



- The Plug-in Anywhere Hammer - Does not need a compressor
- Total Portability - Operates on 115/120V AC/DC, 15 amp outlet or 2500 watt portable generator
- Service Minder™ Brush System - Shuts the Brute™ off when brush replacement, lubrication or preventive maintenance is needed
- Grease Packed Gear Box and Hammer Mechanism - Eliminates uncertainty of job site lubrication
- Shock Mounted Handles - Absorb vibration to reduce operator fatigue



- 11304KB** also features **T1657 Basic Hammer Cart**
- 8" Diameter Semi-pneumatic, Ball Bearing Wheels - Easy rolling over rough job sites
 - Rugged 1" Diameter All Welded Steel Frame, Plus Heavy-duty Rubber Tie-down - For convenient storage and easy transportation
 - 4 Sockets - Holds any 1-1/8" hex collar insert tools



- 11304KD** also features **T1757 Deluxe Hammer Cart**
- Folding Foot Plate – Easily folds out of the way for use as a hand truck
 - 8" Foam Tires – Puncture free tires absorb shock over rugged terrain
 - Truck Ramp – For easy loading in and out of a truck or van
 - Accessory Holders – Securely holds hammer steel in place during transportation
 - Quick Release Strap – Durable Nylon material with quick release
 - Cord Wrap – Convenience for transportation
- Includes:** (2) Star Point Chisels, (2) Narrow Chisels

Hammers and Hammer Drills

Winner of the *Hunt for the Oldest Brute™* Breaker Hammer Still Being Rented

Manufactured in December, 1978

This Brute entered the rental community in January, 1979. It was rented up until October, 2001 – a period of 21 years and 10 months and an estimated 2,076 times.

It was still operational when it was donated in exchange for a new 11304K. The Rental agency is located in Westminster, CA.



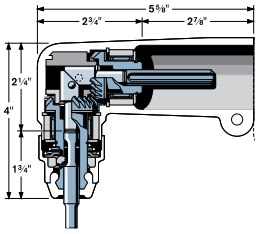
Specifications

Model#	Rating	Amperage	No Load BPM	Impact Energy (ft.-lbs.)	Max. Weight Capacity (lbs.)	Length (in.)	Weight (lbs.)
11304	115/120V AC/DC	15.0	1,400	43	N/A	29.75"	64
T1657	N/A	N/A	N/A	N/A	250	42.5" height	21.0
T1757	N/A	N/A	N/A	N/A	250	42.25" height	28.9

Hammers & Hammer Drills

Chucks/Adapters

Chucks & Adapters



- Remove side handle to attach
- Tool length increases by 2-3/4"
- Tool length is offset by less than the shank insertion depth into the bit holder
- Impact strength is reduced by approximately 40%

1 618 580 000 SDS-plus® Right Angle Attachment

Angle drill head for effortlessly drilling concrete in hard to reach spots. Pivots through 360° ensuring correct positioning for any application.

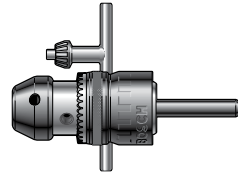
- For SDS-plus® Rotary Hammer Item #s 11224VSR/VSRC, 11250VSR



SDS-plus® is a registered trademark of Robert Bosch GmbH.

1 618 571 014 Chuck With Integral SDS-plus® Shank

- 1/2" capacity chuck with integral SDS-plus® shank.
- Use for straight shank drill bits.
- For wood, metal and fastening.
- Can be used in the drill only mode.
- For all Bosch SDS-plus® Rotary Hammers.



Item #	Description
1 610 508 015	Replacement Dust Boot
CRK005	Replacement Chuck Key

2 610 003 956 HA3JAW Keyless chuck with SDS-plus® Shank

- 1/2" capacity 3 jaw chuck with SDS Plus shank.
- Keyless ratcheting to quickly lock bits in place.
- For use with straight shank drill bits.
- Use metal and wood bits bits.
- Can be used in the drill only mode.
- Can be used in all SDS Plus rotary hammers.



NEW

Item #
HA3JAW

1 618 572 000 3 Jaw Keyless Chuck Adapter

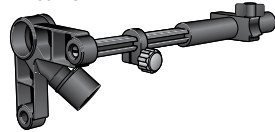
- For 11224VSR

Item #
HA2000



1 618 190 006 Dust Extraction Fixture

- Attaches to tool and vacuum cleaner hose to provide excellent dust collection when drilling in dust-sensitive areas, such as computer rooms and medical facilities
- For use with bits up to 3/4" in diameter (depending on tool's bit capacity) for extracting fine dust
- Built-in depth gauge and adjustable depth limiter
- Easy attachment to compatible tools, auxiliary handles, and vacuum cleaner hoses (see Dust Extraction Compatibility Charts)
- Includes Dust Cover 1 610 591 006
- Does not fit Item # 11239VS



Item #	Description
1 610 591 006	Replacement Dust Cover

2 610 006 290 Anchor Blow Out Bulb

Bosch rubber blow out bulb designed to clean hole before setting anchors.


- Palm-sized rubber bulb designed for all hands sizes
- Long nozzle for deeper clean out
- Air intake valve for high volume air flow



Item #	Description
T1854	Anchor Blow Out Bulb

1 618 190 009 Dust Extraction Fixture

- Attaches to tool and vacuum cleaner hose to provide excellent dust collection when drilling in dust-sensitive areas, such as computer rooms and medical facilities
- For use with bits up to 1-9/16" in diameter (depending on tool's bit capacity) for extracting fine dust, wood or metal drilling debris
- Built-in depth gauge and adjustable depth limiter
- Easy attachment to compatible tools, auxiliary handles, and vacuum cleaner hoses (see Dust Extraction Compatibility Charts)
- Includes Dust Cover 1 615 502 004



Item #	Description
1 610 502 004	Replacement Dust Cover

2 607 018 296 SDS-plus® Chipping Adapter

- For SDS-plus® Rotary Hammer

Item #
11225VSR
11225VSRH
11250VSR



SDS-max® Rotary Hammer Adapters

Bosch offers adapters to make it easy to move up to SDS-max® while still utilizing your current SDS-plus® and spline accessories.



Item #	Description
HA1030	SDS Max® to SDS plus® adapter
HA1031	SDS Max® to Spline adapter
HA1032	SDS Max® to 3/4" Hex adapter

Spline Rotary Hammer Adapters

Use these Bosch adapters with a spline hammer to utilize B taper and SDS-plus® accessories.



Item #	Description
HA1020	Spline drive to SDS-plus® adapter
1 601 030 009	Drift pin (for T1831)

SDS-plus® and SDS-max® are registered trademarks of Robert Bosch GmbH.
NOTE: Drill bits (or extension + drill bit) in excess of 8" should never exceed 600 RPM.

Hammer Drill Bits

Blue Granite™ Hammer Drill Bit

Fast impact drilling in concrete, stone and masonry

Milled U-Flutes with Deep-Cut Spiral
Fast dust removal



Diamond Ground Carbide Tip
Precise starts in tile and hard stone



Robust Head
Long service life and impact applications

ANSI Standard Compliant

Softened Shank
Aggressive gripping power

Blue Granite™ Carbide Hammer Drill Bits continued

Item #	Diameter	Usable Length	Overall Length	Quantity
HCBG15B25	7/16"	4"	6"	25
HCBG16	1/2"	4"	6"	1
HCBG1605	1/2"	4"	6"	5
HCBG16B25	1/2"	4"	6"	25
HCBG17	1/2"	8"	10"	1
HCBG18	1/2"	10"	12"	1
HCBG19	9/16"	7-1/2"	10"	1
HCBG20	5/8"	4"	6"	1
HCBG2005	5/8"	4"	6"	5
HCBG20B25	5/8"	4"	6"	25
HCBG21	5/8"	10"	12"	1
HCBG22	3/4"	4"	6"	1
HCBG23	3/4"	10"	12"	1
HCBG24	7/8"	4"	6"	1
HCBG25	7/8"	10"	12"	1
HCBG26	1"	4"	6"	1
HCBG27	1"	10"	12"	1

Hammers and Hammer Drills



BLUE GRANITE

HCBG501



HCBG700

Blue Granite™ Carbide Hammer Drill Bits

Item #	Diameter	Usable Length	Overall Length	Quantity
HCBG01	1/8"	2"	3"	1
HCBG0105	1/8"	2"	3"	5
HCBG01B25	1/8"	2"	3"	25
HCBG02	5/32"	4"	6"	1
HCBG0205	5/32"	4"	6"	5
HCBG02B25	5/32"	4"	6"	25
HCBG03	3/16"	2"	3"	1
HCBG0305	3/16"	2"	3"	5
HCBG03B25	3/16"	2"	3"	25
HCBG04	3/16"	4"	6"	1
HCBG0405	3/16"	4"	6"	5
HCBG04B25	3/16"	4"	6"	25
HCBG05	7/32"	4"	6"	1
HCBG0505	7/32"	4"	6"	5
HCBG05B25	7/32"	4"	6"	25
HCBG06	1/4"	4"	6"	1
HCBG0605	1/4"	4"	6"	5
HCBG06B25	1/4"	4"	6"	25
HCBG07	1/4"	6"	8"	1
HCBG08	1/4"	10"	12"	1
HCBG09	5/16"	4"	6"	1
HCBG0905	5/16"	4"	6"	5
HCBG09B25	5/16"	4"	6"	25
HCBG10	5/16"	7-1/2"	10"	1
HCBG11	5/16"	10"	12"	1
HCBG12	3/8"	4"	6"	1
HCBG1205	3/8"	4"	6"	5
HCBG12B25	3/8"	4"	6"	25
HCBG13	3/8"	8"	10"	1
HCBG14	3/8"	10"	12"	1
HCBG15	7/16"	4"	6"	1
HCBG1505	7/16"	4"	6"	5

Blue Granite™ Carbide Hammer Drill Bit Sets

Item #	Description	Sizes
HCBG500	5 pc. Industrial Hammer Drill Bit Starter Set	1/8" x 2" x 3"; 3/16" x 4" x 6"; 1/4" x 4" x 6"; 5/16" x 4" x 6"; and 3/8" x 4" x 6"
HCBG501	5 pc. Industrial Hammer Drill Bit Starter Set	5/32" x 2" x 3"; 3/16" x 4" x 6"; 1/4" x 4" x 6"; 5/16" x 4" x 6"; and 3/8" x 4" x 6"
HCBG600T	6 pc. Industrial Hammer Drill Bit Tapcon® Set	3 ea. of 5/32" x 4" x 6" and 3/16" x 4" x 6"
HCBG700	7 pc. Industrial Hammer Drill Bit Set	One 1/8" x 2" x 3", Two 5/32" x 3" x 6", Two 3/16" x 4" x 6", One 1/4" x 4" x 6", One 3/8" x 4" x 6"
HCBG800	8 pc. Industrial Hammer Drill Bit Master Set	One 3/16" x 4" x 6", Two 1/4" x 4" x 6", One 5/16" x 4" x 6", Two 3/8" x 4" x 6", One 1/2" x 4" x 6", and One 5/8" x 4" x 6"

Masonry/Concrete Drilling

Hammer Drill Bits

Concrete Screw Anchoring System

NEW

Holds tight tolerances that are critical to anchoring



Single Flat
Prevents bit slippage

ANSI Compliant ensures correct hole sizes
Fast drilling in hard materials

High Quality Carbide Tip
Long life



Common Applications:

- Conduit
- Electrical Boxes
- Pipe Straps
- HVAC Strapping
- Sign Fastening
- Window Frames
- Backer Boards

Concrete Screw Anchoring System

Item #	Description	Quantity
TC100	5/32" x 3-1/2" Concrete Screw Bit	1
TC1005	5/32" x 3-1/2" Drill Bit 5 Pack	5
TC1025	5/32" x 3 1/2 Drill Bit 25 Pack	25
TC200	5/32" x 4-1/2" Concrete Screw Bit	1
TC2005	5/32" x 4-1/2" Drill Bit 5 Pack	5
TC2025	5/32" x 4 1/2 Drill Bit 25 Pack	25
TC300	5/32" x 5-1/2" Concrete Screw Bit	1
TC3005	5/32" x 5-1/2" Drill Bit 5 Pack	5
TC3025	5/32" x 5 1/2 Drill Bit 25 Pack	25
TC400	3/16" x 3-1/2" Concrete Screw Bit	1
TC4005	3/16" x 3-1/2" Drill Bit 5 Pack	5
TC4025	3/16" x 3 1/2 Drill Bit 25 Pack	25

Item #	Description	Quantity
TC500	3/16" x 4-1/2" Concrete Screw Bit	1
TC5005	3/16" x 4-1/2" Drill Bit 5 Pack	5
TC5025	3/16" x 4 1/2 Drill Bit 25 Pack	25
TC600	3/16" x 5-1/2" Concrete Screw Bit	1
TC6005	3/16" x 5 1/2 Drill Bit 5 Pack	5
TC6025	3/16" x 5 1/2 Drill Bit 25 Pack	25
TC700	Masonry Screw Drill Bit Holder	1
TC800	Masonry Screw Drill Bit Sleeve	1
TC900	Masonry Screw Drill Set 9pc	1
TCNS516	Drill Bit Nutsetter 5/16" Hex	1
TCNS14	Drill Bit Nutsetter 1/4" Hex	1
TCSDP2	Concrete Screwdriving Bit P2	1
TCSDP3	Concrete Screwdriving Bit P3	1



TC900

Multi-Construction™ Bit

NEW

Drills practically everything

Robust Head
Long service life, even in impact applications



Sharp, Ground Cutting Edges
Fast drilling in hard materials

Steep Flute with Ribs
Optimal dust removal in any material

Softened Shank
Aggressive gripping power



Multi-Construction™ Drill Bits

Item #	Diameter	Usable Length	Overall Length	Quantity
MC01	1/8"	2"	3"	1
MC02	5/32"	4"	6"	1
MC02B25	5/32"	4"	6"	25
MC03	3/16"	4"	6"	1
MC03B25	3/16"	4"	6"	25
MC06	1/4"	4"	6"	1
MC06B25	1/4"	4"	6"	25
MC07	1/4"	6"	8"	1
MC09	5/16"	4"	6"	1
MC09B25	5/16"	4"	6"	25
MC10	5/16"	8"	10"	1
MC12	3/8"	4"	6"	1
MC12B25	3/8"	4"	6"	25
MC13	3/8"	8"	10"	1
MC16	1/2"	4"	6"	1
MC17	1/2"	8"	10"	1



MULTI CONSTRUCTION™

MC500

Multi-Construction™ Drill Bit Sets

Item #	Description	Sizes
MC500	5 pc. set in plastic case	5/32"x4"x6", 3/16"x4"x6", 1/4"x4"x6", 5/16"x4"x6", 3/8"x4"x6"

Glass & Tile Bit

NEW

Drill faster, last longer

Carbide Tip
Long life in hard materials



Precision Ground Tip
Reduces bit walking

Reinforced Head
Minimizes carbide cracking

Common Applications:

- Relief holes for glass cutting
- Bathroom/shower installs
- Towel/shower rods and soap dishes
- Drilling and fastening mirrors
- Setting concrete screws in tile

3 Flat Shank
Provides superior grip

Glass & Tile Bits

Item #	Diameter
GT100	1/8"
GT200	3/16"
GT300	1/4"
GT400	5/16"
GT500	3/8"
GT600	1/2"
GT700	5/8"
GT800	3/4"
GT900	7/8"
GT1000	1"



GT3000

Glass & Tile Bit Sets

Item #	Description	Sizes
GT2000	4 pc. Glass & Tile Set	1/8", 3/16", 1/4", 5/16"
GT3000	8 pc. Glass & Tile Set	1/8", 3/16", 1/4", 5/16", 3/8", 1/2", 5/8", 3/4"

Masonry/Concrete Drilling

SDS-plus® Full Head Carbide

X5L™ SDS-plus® Full Head Hammer Carbide

NEW



5 INNOVATIONS OF THE X5L

Full Head Carbide Tip

- Lasts 4X longer than Hilti TE-C3X in rebar*
- Faster drilling speed and less carbide wear

Centric Conical Tip


- Guides bit through concrete
- Provides rounder holes

Wear Mark

- Alerts user when bit has worn to a level inappropriate for precision anchoring

Flute Design

- Fast dust removal
- Runs cooler
- Optimized flute cross section reduces stress



4X

Longer Life in Rebar vs. Standard SDS-plus® bit

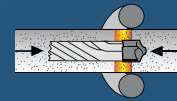


Diffusion Bonding Technology

- Stronger carbide bond for a longer lasting bit

Diffusion Bonding

Carbide and steel are bonded together at a molecular level.



*Based on independent head-to-head testing of 1/4" bits performed by Räbel

Hole shapes based on tip type



Reuleaux Triangle



2-cutter



4-cutter



X5L™-Centric Conical

The new tip shape provides rounder holes for precision anchoring applications



Item #	Diameter	Useable Length	Overall Length	Quantity	Item #	Diameter	Useable Length	Overall Length	Quantity
HCFC2010	3/16"	2"	4"	1	HCFC2051	5/16"	4"	6-1/2"	1
HCFC2010B25	3/16"	2"	4"	25	HCFC2051B25	5/16"	4"	6"	25
HCFC2011	3/16"	4"	6-1/2"	1	HCFC2054	5/16"	10"	12"	1
HCFC2011B25	3/16"	4"	6-1/2"	25	HCFC2061	3/8"	4"	6-1/2"	1
HCFC2012	3/16"	6"	8-1/2"	1	HCFC2061B25	3/8"	4"	6"	25
HCFC2012B25	3/16"	6"	8-1/2"	25	HCFC2064	3/8"	10"	12"	1
HCFC2014	3/16"	10"	12"	1	HCFC2064B25	3/8"	10"	12"	25
HCFC2014B25	3/16"	10"	12"	25	HCFC2067	3/8"	16"	18"	1
HCFC2040	1/4"	2"	4"	1	HCFC2081	1/2"	4"	6-1/2"	1
HCFC2040B25	1/4"	2"	4"	25	HCFC2081B25	1/2"	4"	6"	25
HCFC2041	1/4"	4"	6-1/2"	1	HCFC2084	1/2"	10"	12"	1
HCFC2041B25	1/4"	4"	6-1/2"	25	HCFC2084B25	1/2"	10"	12"	25
HCFC2042	1/4"	6"	8-1/2"	1	HCFC2087	1/2"	16"	1-8"	1
HCFC2042B25	1/4"	6"	8-1/2"	25	HCFC2102	5/8"	6"	8-1/2"	1
HCFC2044	1/4"	10"	12"	1	HCFC2103	5/8"	10"	12"	1
HCFC2044B25	1/4"	10"	12"	25	HCFC2104	5/8"	16"	18"	1

Masonry/Concrete Drilling

SDS-plus® Drill Bits

SDS-plus® Hammer Carbide



SDS-plus® Wild-Bore™ with Speed-X Technology

Item #	Diameter	Usable Length	Overall Length	Quantity
HC2224	3/4"	8"	10"	1
HC2227	3/4"	16"	18"	1
HC2244	7/8"	8"	10"	1
HC2247	7/8"	16"	18"	1
HC2263	1"	8"	10"	1
HC2267	1"	16"	18"	1
HC2283	1-1/8"	8"	10"	1
HC2287	1-1/8"	16"	18"	1



SDS-plus® S4L® Rotary Hammer Bits

15% more life time in concrete (compared to the last version of S4)

- Optimized brazing and hardening process for long life in reinforced concrete
- Optimized flute design to reduce stress and make the bit run cooler
- 4-flute design for fast dust removal
- Centric tip for optimal hole geometry



Item #	Diameter	Usable Length	Overall Length	Quantity
HC2000	5/32"	2"	4"	1
HC2001	5/32"	4"	6"	1
HC2001B5	5/32"	4"	6"	5
HC2001B25	5/32"	4"	6"	25
HC2010	3/16"	2"	4"	1
HC2010B5	3/16"	2"	4"	5
HC2010B25	3/16"	2"	4"	25
HC2011	3/16"	4"	6"	1
HC2011B5	3/16"	4"	6"	5
HC2011B25	3/16"	4"	6"	25
HC2012	3/16"	6"	8"	1
HC2012B5	3/16"	6"	8"	5
HC2012B25	3/16"	6"	8"	25
HC2013	3/16"	8"	10"	1
HC2013B5	3/16"	8"	10"	5
HC2013B25	3/16"	8"	10"	25
HC2014	3/16"	10"	12"	1
HC2014B5	3/16"	10"	12"	5
HC2014B25	3/16"	10"	12"	25
HC2015	3/16"	12"	14"	1
HC2015B5	3/16"	12"	14"	5
HC2015B25	3/16"	12"	14"	25
HC2031	7/32"	4"	6"	1
HC2031B5	7/32"	4"	6"	5
HC2031B25	7/32"	4"	6"	25
HC2032	7/32"	6"	8"	1
HC2032B5	7/32"	6"	8"	5
HC2032B25	7/32"	6"	8"	25
HC2034	7/32"	10"	12"	1
HC2034B5	7/32"	10"	12"	5
HC2034B25	7/32"	10"	12"	25
HC2040	1/4"	2"	4"	1
HC2040B5	1/4"	2"	4"	5
HC2040B25	1/4"	2"	4"	25
HC2041	1/4"	4"	6"	1
HC2041B5	1/4"	4"	6"	5
HC2041B25	1/4"	4"	6"	25
HC2042	1/4"	6"	8"	1
HC2042B5	1/4"	6"	8"	5
HC2042B25	1/4"	6"	8"	25
HC2043	1/4"	8"	10"	1

SDS-plus® S4L® Rotary Hammer Bits continued

Item #	Diameter	Usable Length	Overall Length	Quantity
HC2045	1/4"	12"	14"	1
HC2051	5/16"	4"	6"	1
HC2051B5	5/16"	4"	6"	5
HC2051B25	5/16"	4"	6"	25
HC2054	5/16"	10"	12"	1
HC2061	3/8"	4"	6"	1
HC2061B5	3/8"	4"	6"	5
HC2061B25	3/8"	4"	6"	25
HC2064	3/8"	10"	12"	1
HC2064B5	3/8"	10"	12"	5
HC2064B25	3/8"	10"	12"	25
HC2067	3/8"	16"	18"	1
HC2068	3/8"	22"	24"	1
HC2071	7/16"	4"	6"	1
HC2074	7/16"	10"	12"	1
HC2081	1/2"	4"	6"	1
HC2081B5	1/2"	4"	6"	5
HC2081B25	1/2"	4"	6"	25
HC2084	1/2"	10"	12"	1
HC2084B5	1/2"	10"	12"	5
HC2084B25	1/2"	10"	12"	25
HC2087	1/2"	16"	18"	1
HC2088	1/2"	22"	24"	1
HC2091	9/16"	4"	6"	1
HC2094	9/16"	10"	12"	1
HC2097	9/16"	16"	18"	1
HC2098	9/16"	23"	28"	1
HC2099	9/16"	31"	36"	1
HC2102	5/8"	6"	8"	1
HC2102B5	5/8"	6"	8"	5
HC2102B25	5/8"	6"	8"	25
HC2104	5/8"	10"	12"	1
HC2107	5/8"	16"	18"	1
HC2108	5/8"	22"	24"	1
HC2112	11/16"	6"	8"	1
HC2122	3/4"	6"	8"	1
HC2124	3/4"	10"	12"	1
HC2127	3/4"	16"	18"	1
HC2128	3/4"	22"	24"	1
HC2137	27/32"	6"	8"	1
HC2142	7/8"	6"	8"	1
HC2144	7/8"	10"	12"	1
HC2147	7/8"	16"	18"	1
HC2163	1"	8"	10"	1
HC2167	1"	16"	18"	1



HCK001



HCK005

Item #	Description	Includes
HCK001	7pc Set	One 3/16" x 2" x 4", One 1/4" x 2" x 4", Two 1/4" x 4" x 6", One 5/16" x 4" x 6", One 3/8" x 4" x 6", and One 1/2" x 4" x 6"
HCK005	5pc Set	One 3/16" x 4" x 6", One 1/4" x 2" x 4", One 1/4" x 4" x 6", One 3/8" x 4" x 6", and One 1/2" x 4" x 6"

Masonry/Concrete Drilling

SDS-plus® Tapcon®/Rebar Cutters

SDS-plus® Hammer Carbide



SDS-plus® S4L® Tapcon® Hex Rotary Hammer Bits

For use with Tapcon® / Condrive systems. Hex drive on bit fits into driver sleeve.

Item #	Diameter	Usable Length	Overall Length	Quantity
HC2301	5/32"	3"	6"	1
HC2301B25	5/32"	3"	6"	25
HC2302	5/32"	4"	7"	1
HC2302B25	5/32"	4"	7"	25
HC2310	3/16"	2"	5"	1
HC2310B25	3/16"	2"	5"	25
HC2311	3/16"	3"	6"	1
HC2311B25	3/16"	3"	6"	25
HC2312	3/16"	4"	7"	1
HC2312B25	3/16"	4"	7"	25

Tapcon® Anchor Drive Installation Kit

SDS-plus® shank bits for use with Tapcon® / Condrive systems. Hex drive on bit fits into driver sleeve.

- 1/4" hex shoulder for drive sleeve used to set masonry screws

Item #	Description
HC2309	9 pc. anchor drive installation kit—5/32" x 7" and 3/16" x 7" Tapcon® hex bits, #2 & #3 Phillips® insert bits, bit holder, 5-3/4" sleeve, 1/4" & 5/16" sockets and Allen® wrench

Tapcon® is a registered trademark of Illinois Tool Works.

SDS-plus® is a registered trademark of Robert Bosch GmbH.

Allen® is a registered trademark of Industrial Fasteners Inc.

Phillips® is a registered trademark of Phillips Screw Co.

NOTE: Drill bits (or extension + drill bit) in excess of 8" should never exceed 600 RPM.

Rebar Cutter

NEW

Fast, sure drilling through rebar

SDS-plus® Shank

Eliminates need for a separate drill



High quality carbide

For long drilling life

Step Spiral Flute

Removes debris fast

Relief Hole

Dissipates heat and allows for slug removal

Cutting Rebar

1



Step 1:
Drill with SDS-plus® carbide bit and remove after contact with rebar

2



Step 2:
Replace bit with rebar cutter and switch to rotary mode

3



Step 3:
Cut through rebar and remove after contact with concrete

4



Step 4:
Switch back to hammer carbide bit to continue drilling

Model	Diameter	Length	Quantity
RC2064	3/8"	12"	1
RC2084	1/2"	12"	1
RC2094	9/16"	12"	1
RC2104	5/8"	12"	1
RC2124	3/4"	12"	1

Model	Diameter	Length	Quantity
RC2144	7/8"	12"	1
RC2164	1"	12"	1
RC2168	1-1/8"	12"	1
RC2172	1-1/4"	12"	1
RC2176	1-1/2"	12"	1

Masonry/Concrete Drilling

SDS-plus® Core Bits/Chisels



SDS-plus® Core Bits



SDS-plus® Rotary Hammer Core Bits

Bosch SDS-plus® rotary hammer core bits are designed for core drilling with smaller hammers with a core body length of 4-1/8" and a usable cutting depth of 3"

Core Bit Item #	Bit Diameter	Center Pin Item #	Guide Plate Item #	Shank Item #
T3900	1"	N/A	N/A	4-1/8" shank length T3917
T3901	1-1/8"	N/A	N/A	or
T3902	1-1/4"	T3925	T3930	11-7/8" shank length T3918
T3903	1-3/8"	T3925	T3931	
T3904	1-1/2"	T3925	T3932	
T3905	1-3/4"	T3926	T3933	
T3906	2"	T3926	T3934	4-1/8" shank length T3919
T3907	2-1/2"	T3926	T3935	or
T3908	3"	T3926	T3936	11-7/8" shank length T3920
T3909	3-1/2"	T3926	T3937	
T3910	4"	T3926	T3938	

Speed-Core™ Thin Core Bits
Core Bit Assembly

- (1) Screw core bit onto shank
- (2) Centering pin in hole
- (3) Attach guide plate

Hammers and Hammer Drills

Self-Sharpening Chisels

Works longer, faster and sharper

Bracing Ribs
Increases stability

Optimized Length
Improved handling in tight spaces


Double-Length Spade
Increases service life

Flat Spade Design
Creates 'self-sharpening' edge, eliminating downtime and increasing removal rate



30%
Higher Removal Rate

SDS-plus® Hammer Steel



SDS-plus® Hammer Steel

Bosch offers a full assortment of SDS-plus® hammer steel points and chisels.

- HS1465 is the new SDS-plus® tile chisel which allows removal of tiles at a faster rate and with much less effort. Bosch's new tile chisel removes material up to 40% quicker than conventional tile chisels. Ideal for smaller grout joints and specially shaped for prying and removing tiles in one piece
- HS1472 is the new long life SDS-plus® pointed chisel. 30% longer service life and 15% higher material removal
- HS1470 is the new long life SDS-plus® Viper flat chisel featuring an innovative cutting chisel that further disperses the energy of each impact. 30% longer service life and 15% higher material removal

Item #	Description
HS1415	10" point
HS1420	3/4" x 10" chisel
HS1425	1-1/2" x 10" wide chisel <i>self-sharpening</i>
HS1427	2-1/2" x 10" wide chisel <i>self-sharpening</i>
HS1430	1/4" x 7" wood chisel
HS1435	1/2" x 7" wood chisel
HS1440	3/4" x 7" wood chisel
HS1445	1" x 7" wood chisel
HS1450	1-1/4" x 7" wood chisel
HS1465	1-1/2" x 10" Tile chisel
HS1470	3/4" x 10" Viper flat chisel (<i>long life</i>)
HS1472	10" point (<i>long life</i>)
HS1475	10" Gouging chisel
HS1480	8" Carbide tipped point
HS1485	1-1/2" x 5-3/4" Stubby scaling chisel
HS1490	5-3/4" Stubby point
HS1495	3/4" x 5-3/4" Stubby flat chisel

SDS-plus® is a registered trademark of Robert Bosch GmbH.
NOTE: Drill bits (or extension + drill bit) in excess of 8" should never exceed 600 RPM.

Masonry/Concrete Drilling

SDS-max® Drill Bits

Speed-X™

NEW

Fast, faster, SPEED-X

Centric Tip
Guides bit through hard and reinforced concrete

Angled Dust Channels
Reduced heat build-up resulting in longer life

Inclined Side Cutters
Aggressive edge for faster cutting



Wear Mark
Identifies when bit has worn to level inappropriate for precision anchoring

Long Pitch Spiral
Increased speed and reduced vibration



SDS-max® Hammer Carbide



SDS-max® Rotary Hammer Bits with Speed-X Technology

Bosch carbide rotary hammer bits feature tips that stay sharper longer and deliver more holes within their ANSI specification than competitors' bits.

- Manufactured to ANSI standards.
- SDS-max® rotary hammer bits not only fit Bosch SDS-max® hammers, but also competitive SDS-max® drive hammers and Hilti hammers using TE-Y and TE-FY shanks



Item #	Diameter	Usable Length	Overall Length
HC5005*†	3/8"	8"	13"
HC5010*†	1/2"	8"	13"
HC5012*†	1/2"	11"	16"
HC5011*†	1/2"	16"	21"
HC5013*†	1/2"	24"	29"
HC5015*†	9/16"	8"	13"
HC5016*†	9/16"	16"	21"
HC5017*†	9/16"	24"	29"
HC5020*	5/8"	8"	13"
HC5021*	5/8"	16"	21"
HC5024*	5/8"	24"	29"
HC5023*	5/8"	31"	36"
HC5026*	11/16"	16"	21"
HC5030*	3/4"	8"	13"
HC5031*	3/4"	16"	21"
HC5034*	3/4"	24"	29"
HC5033*	3/4"	31"	36"
HC5036*	13/16"	16"	21"
HC5040*	7/8"	8"	13"
HC5041*	7/8"	16"	21"
HC5044*	7/8"	24"	29"
HC5043*	7/8"	31"	36"
HC5050*	1"	8"	13"
HC5051*	1"	16"	21"
HC5054*	1"	24"	29"
HC5053*	1"	31"	36"
HC5060*	1-1/8"	8"	13"

*Available May 2010

†2 Cutter

SDS-max® Rotary Hammer Bits with Speed-X Technology continued

Item #	Diameter	Usable Length	Overall Length
HC5061*	1-1/8"	16"	21"
HC5062*	1-1/8"	24"	29"
HC5063*	1-1/8"	31"	36"
HC5070*	1-1/4"	8"	13"
HC5071*	1-1/4"	16"	21"
HC5072*	1-1/4"	24"	29"
HC5073*	1-1/4"	31"	36"
HC5081*	1-3/8"	16"	21"
HC5082*	1-3/8"	24"	29"
HC5083*	1-3/8"	31"	36"
HC5091*	1-1/2"	16"	21"
HC5092*	1-1/2"	24"	29"
HC5093*	1-1/2"	31"	36"
HC5098*	1-3/4"	16"	21"
HC5099*	2"	16"	21"



SDS-max® Thru-hole Rotary Hammer Bits

One-piece thru-hole bits are designed for fast working without the need to change shanks. The all-in-one core with SDS-max® shank transmits power directly to the end of the bit. Additionally, thru-hole bits are economical due to their long life.



Item #	Diameter	Usable Length	Overall Length
HC6501	1-3/4"	18"	24"
HC6511	2-1/8"	18"	24"
HC6521	2-1/2"	18"	24"
HC6531	3-1/8"	18"	24"

SDS-plus® and SDS-max® are registered trademarks of Robert Bosch GmbH.

NOTE: Drill bits (or extension + drill bit) in excess of 8" should never exceed 600 RPM.


BOSCH

For more details visit
Boschtools.com

Masonry/Concrete Drilling

SDS-max® Thru-Hole/Core Bits



Hammers and Hammer Drills

Thru-Hole Bit

Drill all the way through without stopping




Aggressive Tip

Fast break-through and large chip removal

Special Flute

Faster chip removal



SDS-max® Core Bits

Core Bits with Wave Design

Larger, cleaner holes up to 6" in diameter



Carbide-tipped Centering Bit

(Item# HC88)



All-in-One Core

Transmits power directly to the end of the bit




Asymmetrical Carbide Teeth

Faster cutting, longer life

Wave Design

Transfers energy to bit more effectively for up to 40% better drilling



SDS-max® Rotary Hammer Core Bits

Bosch SDS-max® rotary hammer core bits are carbide tipped with an integral shank for better power transmission. Maximum core size is 2-5/8" deep.

Item #	Bit Diameter	Usable Length	Overall Length
HC8501	1-3/4"	7"	12"
HC8506	1-3/4"	17"	22"
HC8510	2"	7"	12"
HC8515	2"	17"	22"
HC8521	2-5/8"	7"	12"
HC8526	2-5/8"	17"	22"
HC8530	3"	7"	12"
HC8531	3-1/4"	7"	12"
HC8536	3-1/4"	17"	22"
HC8540	3-9/16"	7"	12"
HC8545	3-9/16"	17"	22"
HC8550	4"	7"	12"
HC8555	4"	12"	17"
HC8575	5"	17"	22"
HC8595	6"	17"	22"
HC88 Centering Bit & Drif Pin	—	—	5-5/16"

SDS-max® R-Tec

How Does R-Tec Work?

The next generation of SDS-max® chisels and points features the innovation you've come to expect from Bosch, the professional's choice in concrete drilling and demolition. Reflection technology is the latest innovation in demolition steel, so Bosch has incorporated its new R-Tec reflection point into each chisel or point. With each beat of the hammer, energy is dispersed. Our new R-Tec reflection element reflects the hammer's energy back into the work material, increasing the rate of removal by 15%. And the R-Tec chisel features a unique cutting head with extra wedges for increased breakout. Bosch SDS-max® R-Tec chisels and points produce faster results in less time and help increase overall jobsite productivity and profitability.




Star Point Tip
Self Sharpening, less binding

Bosch Marking

SDS-max® Shank

High-quality Hardened Steel
Can be re-sharpened, re-forged and provides long service life.

Innovative Reflection Element
Increases material removal rate by up to 15%.



R-Tec Chisel

Conventional Chisel

The reflection element reflects the energy of the return shock and converts it into new impact energy.

Masonry/Concrete Drilling

SDS-max® Chisels Bits/Spline Drill Bits

SDS-max® Hammer Carbide



SDS-max® Hammer Steel

Bosch offers a full assortment of SDS-max® hammer steel points and chisels.



Tamper Plate

Item #	Description	Size	Quantity
HS1903	R-Tec flat chisel	1" x 16"	1
HS1903B10	R-Tec flat chisel	1" x 16"	10
HS1934	R-Tec Star Point chisel <i>self-sharpening</i>	16"	1
HS1934B10	R-Tec Star Point chisel <i>self-sharpening</i>	16"	10
HS1906	Asphalt cutter	5" x 15"	1
HS1909	Bushing tool, one piece	16 tooth head, 1-3/4" square x 9-1/4"	1
HS1910	Scaling chisel	3" x 12"	1
HS1911	Flat chisel	1" x 12"	1
HS1911B20	Flat chisel	1" x 12"	20
HS1912	Flat chisel	1" x 18"	1
HS1912B10	Flat chisel	1" x 18"	10
HS1913	Bull point	12"	1
HS1913B20	Bull point	12"	20
HS1914	Bull point	18"	1
HS1914B10	Bull point	18"	10
HS1915	Tile chisel	2" x 12"	1
HS1916	Scaling chisel	1-1/2" x 12"	1
HS1917	Scaling chisel <i>self-sharpening</i>	2" x 14"	1
HS1918	Floor scraper	6" x 25"	1
HS1920	Seam tool	1-1/8" x 15"	1
HS1921	Slotting tool	1-1/8" x 15"	1
HS1922	Clay spade	4-1/2" x 17"	1
HS1924	Ground rod driver	5/8" & 3/4" rods	1
HS1926	Round spade	5-3/8" x 16"	1
HS1927	Tamper plate shank	12"	1
HS1928	Winged channel chisel	1" x 15"	1
HS1929	Gouge	1" x 12"	1
HS1828	Tamper plate	5" x 5"	1

SDS-max® is a registered trademark of Robert Bosch GmbH.

Spline Hammer Carbide



Spline Wild-Bore™ Rotary Hammer Bits with Speed-X™ Technology

Bosch spline rotary hammer bits are carbide tipped and fit Bosch as well as other spline hammers.

Item #	Bit Diameter	Usable Length	Overall Length
HC4501**	3/8"	8"	13"
HC4511**	1/2"	8"	13"
HC4512**	1/2"	16"	21"
HC4513**	1/2"	24"	29"
HC4516**	9/16"	16"	12"
HC4021*	5/8"	8"	13"
HC4022*	5/8"	16"	21"
HC4023*	5/8"	24"	29"
HC4024*	5/8"	31"	36"
HC4031*	3/4"	8"	13"
HC4032*	3/4"	16"	21"
HC4033*	3/4"	24"	29"
HC4034*	3/4"	31"	36"
HC4040*	7/8"	8"	13"
HC4041*	7/8"	16"	21"
HC4042*	7/8"	24"	29"
HC4043*	7/8"	31"	36"
HC4050*	1"	8"	13"
HC4051*	1"	16"	21"
HC4052*	1"	24"	29"
HC4053*	1"	31"	36"

Spline Wild-Bore™ Rotary Hammer Bits with Speed-X Technology continued

Item #	Bit Diameter	Usable Length	Overall Length
HC4060*	1-1/8"	8"	13"
HC4061*	1-1/8"	16"	21"
HC4062*	1-1/8"	24"	29"
HC4063*	1-1/8"	31"	36"
HC4070*	1-1/4"	8"	13"
HC4071*	1-1/4"	16"	21"
HC4072*	1-1/4"	24"	29"
HC4073*	1-1/4"	31"	36"
HC4081*	1-3/8"	16"	21"
HC4082*	1-3/8"	24"	29"
HC4083*	1-3/8"	31"	36"
HC4091*	1-1/2"	16"	21"
HC4092*	1-1/2"	24"	29"
HC4093*	1-1/2"	31"	36"

*Available May 2010

**2 Cutter



BOSCH

For more details visit
Boschtools.com

Masonry/Concrete Drilling

Spline Core Bits/Chisels/Hex Chisels

Spline Core Bits




Spline Rotary Hammer Core Bits

Bosch spline rotary hammer core bits feature an integral shank for better power transmission.

- Maximum core size of 2-5/8" deep (dimensions are nominal)

Item #	Bit Diameter	Usable Length	Overall Length
HC8000	1-1/2"	7"	12"
HC8005	1-1/2"	17"	22"
HC8010	2"	7"	12"
HC8015	2"	17"	22"
HC8020	2-1/2"	7"	12"
HC8025	2-1/2"	17"	22"
HC8030	3-1/8"	7"	12"
HC8035	3-1/8"	17"	22"
HC8040	3-9/16"	7"	12"
HC8045	3-9/16"	17"	22"
HC8050	4"	7"	12"
HC8055	4"	17"	22"
HC8070	5"	7"	12"
HC8075	5"	17"	22"
HC89 Centering Tip	—	—	4-3/4"

Round Hex/Spline Hammer Steel



Bosch offers a full assortment of round hex/spline hammer steel points and chisels.



Item #	Description	Size	Quantity
HS1809	Bushing tool one piece	16 tooth head, 1-3/4" square x 9-1/4"	1
HS1809B10	Bushing tool one piece	16 tooth head, 1-3/4" square x 9-1/4"	10
HS1810	Scaling chisel	3" x 12"	1
HS1810B10	Scaling chisel	3" x 12"	10
HS1811	Flat chisel	1" x 12"	1
HS1811B20	Flat chisel	1" x 12"	20
HS1812	Flat chisel	1" x 18"	1
HS1812B10	Flat chisel	1" x 18"	10
HS1813	Bull point	12"	1

Round Hex/Spline Hammer Steel continued

Item #	Description	Size	Quantity
HS1813B20	Bull point	12"	20
HS1814	Bull point	18"	1
HS1814B10	Bull point	18"	10
HS1815	Scraping chisel	2" x 12"	1
HS1816	Scaling chisel	1-1/2" x 12"	1
HS1817	Scaling chisel	2" x 12"	1
HS1817B10	Scaling chisel	2" x 12"	10
HS1521	Bushing head	16 tooth head, 1-3/4" square	1
HS1818	Bushing head shank	12"	1
HS1820	Seam tool	1-1/8" x 15"	1
HS1821	Slotting tool	1-1/8" x 15"	1
HS1822	Clay spade	4-1/2" x 16"	1
HS1822B3	Clay spade	4-1/2" x 16"	3
HS1824	Ground rod driver	5/8" & 3/4" rods	1
HS1826	Pointed spade	4-1/2" x 16"	1
HS1827	Tamper plate shank	12"	1
HS1828	Tamper plate	5" x 5"	1

3/4" Hex Hammer Steel



Bosch offers a full assortment of 3/4" hex hammer steel points and chisels.



Item #	Description	Size	Quantity
HS1502	Scraping chisel	2" x 12"	1
HS1503	Scaling chisel	3" x 12"	1
HS1503B10	Scaling chisel	3" x 12"	10
HS1504	Clay spade	4-1/2" x 17"	1
HS1506	Asphalt cutter	5" x 15"	1
HS1521	Bushing head	16 tooth head, 1-3/4" square	1
HS1508	Bushing head shank	12"	1
HS1515	Bull point	12"	1
HS1515B20	Bull point	12"	20
HS1516	Bull point	18"	1
HS1516B10	Bull point	18"	10
HS1517	Flat chisel	1" x 12"	1
HS1517B20	Flat chisel	1" x 12"	20
HS1518	Flat chisel	1" x 18"	1
HS1518B10	Flat chisel	1" x 18"	10
HS1520	Bushing tool one piece	16 tooth head, 1-3/4" square x 9-1/4"	1
HS1520B10	Bushing tool one piece	16 tooth head, 1-3/4" square x 9-1/4"	10
HS1524	Ground rod driver	5/8" & 3/4" rods	1
HS1526	Pointed spade	4-1/2" x 16"	1
HS1527	Tamper plate shank	12"	1
HS1828	Tamper plate	5" x 5"	1

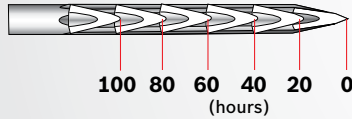
Star-Point Chisel

Self-sharpening eliminates downtime and increases removal rate



Star-Point Shape

Creates 'self-sharpening' edge, eliminating downtime and increasing removal rate



Tip Shape Over Worklife



Cross section of Star-pointed Chisel

30%

Higher Removal Rate vs. Standard Chisel

Hammers and Hammer Drills

Hex Collar Steel



Bosch offers a full assortment of Brute™ / 1-1/8" hex hammer steel points and chisels.



Item #	Description	Overall Length	Quantity
HS2124	Tamper plate	6" x 6"	1
HS2125	Tamper plate	8" x 8"	1
HS2126	Tent stake driver	5-1/2"	1
HS2861	Star Point <i>self-sharpening</i>	16"	1
HS2161	Moil point	20"	1
HS2161B5	Moil point	20"	5
HS2863	Flat chisel	16"	1
HS2163	Narrow chisel	20"	1
HS2163B5	Narrow chisel	20"	5
HS2164	3" chisel	20"	1
HS2164B5	3" chisel	20"	5
HS2166	Superkut chisel	20-1/2"	1
HS2167	5" asphalt cutter	19"	1
HS2167B3	5" asphalt cutter	19"	3
HS2168	3" digging chisel	22-1/2"	1
HS2169	5-3/8" clay spade	21"	1
HS2169B3	5-3/8" clay spade	21"	3
HS2170	Frost wedge	24-1/2"	1
HS2171	Spike / pin driver	14-1/2"	1
HS2172	Ground rod driver	15-1/2"	1
HS2173	Tamper shank	15-1/2"	1

Air Tool Steel



Bosch offers a full assortment of air tool steel points and chisels. For use with pneumatic hammers only.



Item #	Description	Overall Length	Shank	Quantity
HS2260	Moil point	18"	7/8" hex	1
HS2261	Moil point	14"	7/8" hex	1
HS2262	Narrow chisel	18"	7/8" hex	1
HS2263	Narrow chisel	14"	7/8" hex	1
HS2264	3" chisel	20-1/2"	7/8" hex	1
HS2267	5" asphalt cutter	17-1/2"	7/8" hex	1
HS2269	5-1/2" clay spade	20"	7/8" hex	1
HS2360	Moil point	18"	1" hex	1
HS2361	Moil point	14"	1" hex	1
HS2362	Narrow chisel	18"	1" hex	1
HS2363	Narrow chisel	14"	1" hex	1
HS2364	3" chisel	20-1/2"	1" hex	1
HS2367	5" asphalt cutter	17-1/2"	1" hex	1
HS2369	5-1/2" clay spade	20"	1" hex	1
HS2460	Moil point	18"	1-1/4" hex	1
HS2461	Moil point	14"	1-1/4" hex	1
HS2462	Narrow chisel	18"	1-1/4" hex	1
HS2463	Narrow chisel	14"	1-1/4" hex	1
HS2464	3" chisel	20-1/2"	1-1/4" hex	1
HS2467	5" asphalt cutter	17-1/2"	1-1/4" hex	1
HS2469	5-1/2" clay spade	20"	1-1/4" hex	1

Saws and Benchtop Tools and Accessories



Section Guide

Tools

Jig Saws.....	60-61
Reciprocating Saws.....	62-63
Power Handsaw.....	63
Circular Saws.....	64-65
Miter Saws and Stands.....	66-69
Table Saws and Stands.....	70-71

Accessories

Saw Attachments.....	73-75
Power Handsaw Blades.....	75
Jig Saw Blades.....	76-92
Reciprocating Saw Blades.....	93-102
Circular Saw Blades.....	103-109
Hack/Band Saw Blades.....	110

Jig Saw Heritage



From the beginning, Bosch engineers and technicians not only built tools, but also developed visions and translated them into a reality.

1946 - When a Bosch employee installed a blade on his wife's sewing machine, the idea for a jig saw was born. The very first portable jig saw was introduced in 1947. Today, Bosch still enjoys the premier worldwide reputation for this tool.

Innovations include:

- The industry-standard T-shank jig saw blade, preferred by professional jig saw users everywhere.
- The 1st tool-less blade-change system and enhanced blade-change systems like the "One-Touch" system.
- Precision Control System, which virtually eliminates blade wander.
- Bosch continues to be the world's largest maker of jig saw blades.

These and other innovations, together with smooth operation and high-quality performance, have made Bosch the world's largest manufacturer of jig saws for many years.



1584AVSK – Barrel Grip Jig Saw



- Tool-free Blade Change System - For fast and easy blade changes
- Exclusive Multi-directional Blade Clamp Mechanism - Provides superior grip of T-shank blades. Prevents pullout and breakage
- Low-vibration Design - Ensures extremely smooth operation
- 4-stage Orbital Action adjusts blade motion
- Low Position Roller Guide - Ensures blade stability and precise cutting
- 3-position Dust Blower
- Variable Speed Dial
- Easy Access On/Off Slide Switch

Includes: Three Assorted Blades, Footplate Adjustment, Hex Key, Steel Footplate Insert, Anti-Splintering Insert, No-Mar Plastic Footplate Insert, Carrying Case

1587AVSP-1 – Top Handle Jig Saw with 12 Blades



- Tool-free Blade Change System - For fast and easy blade changes
- Exclusive Multi-directional Blade Clamp Mechanism - Provides superior grip of T-shank blades. Prevents pullout and breakage
- Low-vibration Design - Ensures extremely smooth operation
- 4-stage Orbital Action adjusts blade motion
- Low Position Roller Guide - Ensures blade stability and precise cutting
- 3-position Dust Blower
- Variable Speed Dial sets maximum speed and accelerator trigger controls operating speed

Includes: 12 Assorted Blades, Footplate Adjustment Hex Key, Steel Footplate Insert, Anti-Splintering Insert, No-Mar Plastic Footplate Insert, Carrying Case, Blade Case

Specifications

Model#	Rating	Amperage	No Load SPM	Max. Bevel Cut	Cutting Capacity (in.) - Aluminum	Cutting Capacity (in.) - Mild Steel	Cutting Capacity (in.) - Plastics	Cutting Capacity (in.) - Wood	Cutting Capacity (in.) - Stainless Steel	Length (in.)	Stroke Length (in.)	Weight (lbs.)
1584AVSK	120V	5.0	500-3,100	45°	3/4"	3/8"	1-1/4"	3-3/8"	1/8"	10-5/8"	1"	5.5
1587AVSP-1	120V	5.0	500-3,100	45°	3/4"	3/8"	1-1/4"	3-3/8"	1/8"	10-5/8"	1"	5.5

1590EVSK – Top Handle Jig Saw



Taunton's 2008 Tool Guide Editors Best Overall Choice



- Precision Control System - Provides up to 50% more accuracy than competitor saws & virtually no blade wander
 - One-Touch® Blade Change System - One-handed insertion and lever ejection for fast and easy blade changes. No need to touch a hot blade!
 - Exclusive Multi-directional T-shank Blade Clamp Mechanism - Provides superior grip of T-shank blades; eliminates play and prevents pull-out and breakage
 - Low-vibration Design - Ensures extremely smooth operation
 - On/Off Dust Blower
 - 4-stage Orbital Action adjusts blade motion
 - Variable Speed - Dial sets maximum speed and accelerator trigger controls operating speed
- Includes:** Blade, Non-marring Footplate Overshoe, Anti-Splintering Insert, Carrying Case

1591EVSK – Barrel Grip Jig Saw



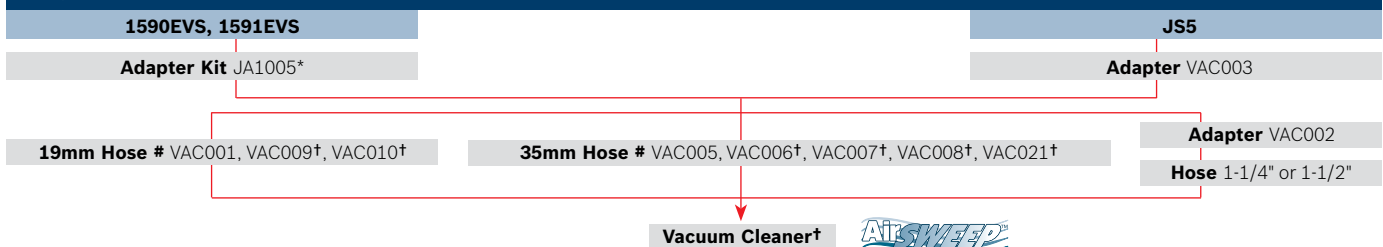
- Precision Control System - Provides up to 50% more accuracy than competitor saws & virtually no blade wander
 - One-Touch® Blade Change System – One-handed insertion and lever ejection for fast and easy blade changes. No need to touch a hot blade!
 - Exclusive Multi-directional T-shank Blade Clamp Mechanism - Provides superior grip of T-shank blades and prevents pull-out and breakage
 - Low-vibration Design - Ensures extremely smooth operation
 - On/Off Dust Blower
 - 4-stage Dust Blower – Adjusts orbital action
 - Variable Speed Dial
 - Easy Access On/Off Slide Switch
- Includes:** Blade, Non-marring Footplate Overshoe, Anti-Splintering Insert, Carrying Case

7561-118 – Pneumatic Jig Saw



- Compressed Air Supply of 90 PSI with air consumption of 27.5 CFM - Provides cool operation
- No Room Air is Drawn Through Unit - Long life when cutting abrasive materials, such as fiberglass and masonite.
- Tool-free Blade Change System - For fast and easy blade change
- Exclusive Multi-directional Blade Clamp Mechanism - Provides superior grip of T-shank blades. Prevents pullout and breakage
- Low-vibration Design - Ensures extremely smooth operation
- 4-stage Orbital Action - Adjusts blade motion
- Low Position Roller Guide - Ensure blade stability and precise cutting

Jig Saw Dust Extraction Compatibility Chart



*Kit includes VAC002 Adapter

†Competitor vacuum cleaners' ports won't accept VAC006–VAC021 locking hoses. They are only for use with Bosch 3931, 3931A and 3931A-PB vacs.

Specifications

Model#	Rating	Amperage	No Load SPM	Max. Bevel Cut	Cutting Capacity (in.) – Aluminum	Cutting Capacity (in.) – Mild Steel	Cutting Capacity (in.) – Plastics	Cutting Capacity (in.) – Wood	Cutting Capacity (in.) – Stainless Steel	Length (in.)	Stroke Length (in.)	Weight (lbs.)
1590EVSK	120V	6.4	500-2,800	45°	7/8"	3/8"	1-1/4"	5-5/16"	1/8"	9-7/8"	1"	6
1591EVSK	120V	6.4	500-2,800	45°	7/8"	3/8"	1-1/4"	5-5/16"	1/8"	9-7/8"	1"	6
7561-118	N/A	N/A	2,200	45°	3/4"	3/8"	1-1/4"	2-3/8"	1/8"	10"	1"	3.5



See pages 75-92 for
jig saw accessories.



Toll free: 877-BOSCH-99



BOSCH

Saws/Benchtop

Reciprocating Saws

RS7 – 1-1/8" Reciprocating Saw


NEW


- Tool-less Blade Change System - Fast and effortless blade installation and removal
 - Dual LED Lights - Bright and long lasting LED's to illuminate your cutting zone
 - Variable Speed Trigger - Improves cutting control in various materials
 - Ergonomic Handle with Soft Grip - Maximum comfort and gripping during cutting
 - Saw Hook - Convenient tool storage between cuts
 - Foot Adjustment - Allows easy foot positioning
- Includes:** Reciprocating All-purpose Saw Blade, Allen Wrench, Jobsite Carrying Bag

RS10 – 3/4" Reciprocating Saw



- Bosch Lockjaw™ Blade System - Allows for one handed blade insertion and ejection
 - Brute™ Drive System - Provides proven durability, endurance and power
 - Saw Hook - Convenient tool storage between cuts
 - Swivel cord - Allows mobility and provides strain relief
 - Variable Speed Trigger - Gives precision blade speed control
 - Soft Grip - Provides ergonomic feel for end user comfort
 - Foot Adjustment - Push button design allows easy foot positioning
 - Soft Grip Boot - Provides user sure under-hand and over-hand cutting
- Includes:** Heavy Metal Blade, Carrying Case

RS15 – 1-1/4" Reciprocating Saw



- Bosch Lockjaw™ Blade System - Allows for one handed blade insertion and ejection
 - Brute™ Drive System - Provides proven durability, endurance and power
 - Saw Hook - Convenient tool storage between cuts
 - Swivel cord - Allows mobility and provides strain relief
 - Variable Speed Trigger - Gives precision blade speed control
 - Soft Grip - Provides ergonomic feel for end user comfort
 - Foot Adjustment - Push button design allows easy foot positioning
 - Soft Grip Boot - Provides user sure under-hand and over-hand cutting
- Includes:** Wood with Nails Blade, Carrying Case

Specifications

Model#	Rating	Amperage	No Load SPM	Stroke Length (in.)	Length (in.)	Weight (lbs.)
RS7	120V	11.0	0-2,700	1-1/8"	19.25	8.5
RS10	120V	12.0	0-2,800	3/4"	18.0	8.2
RS15	120V	12.0	0-2,800	1-1/4"	18.0	8.2

Saws/Benchtop

Reciprocating Saw and Power Handsaw

RS35 – 1-1/4" Demolition Reciprocating Saw



HGTV Pro.com **Editor's Picks**

Prosales **2009 Editors Choice**

Popular Mechanics **5-STAR Rating**

NEW



- **Anti-Vibration System** - An innovative Anti-Vibration Handle combined with Counter Balance Technology reduces vibration by up to 80%
 - **Orbital Action** - Aggressive orbital action results in the optimized cutting rates
 - **Lockjaw™ Blade Change System** - Quick and easy blade changes. Allows one handed blade insertion and ejection
 - **Constant-Response™ Circuitry** - Keeps tool running at constant speed under load
 - **Dial Speed Control** - Provides fixed speed adjustment for optimal cutting in different applications and materials
 - **Robust Demolition Foot** - Easily remove or adjust foot with "Cam Lock" lever system designed to withstand any jobsite abuse
 - **Variable Speed Trigger** - Improves control when starting to cut in various materials
 - **Soft Ergonomic Handle** - Maximum comfort and gripping during cutting
- Includes:** Demolition Blade, Carrying Case

Impact the Job, Not Your Body.



Innovative Anti-Vibration Handle combined with Counter Balance Technology reduces vibration by up to 80% (the lowest levels of any Reciprocating Saw).

Saws/Benchtop

1640VS – Finecut™ Power Handsaw



NEW



FINE CUT™

- **Powerful and Accurate** - Ideal for flush and trim cuts
 - **Dual LED** - Easy to see your cutting zone
 - **Tool-Free Blade Change System** - Fast and Easy Blade Change
 - **True Flush Cutting** - Offset blade that cuts at working surface
 - **Light and Compact Design** - Easy access to tight spaces
 - **Low Vibration** - Smooth cutting with innovative anti-vibration system
 - **Dual Blade Mounting System** - Use blade on either side of the tool
 - **Variable Speed Dial** - For optimal cutting speed
 - **Improved Ergonomics with Soft Grip** - For a comfortable, secure grip
- Includes:** Fine-Tooth Flush Cut Blade for Wood

Specifications

Model#	Rating	Amperage	No Load SPM	Stroke Length (in.)	Length (in.)	Weight (lbs.)
RS35	120V	15.0	0-2,900	1-1/4"	19"	10.3
1640VS	120V	3.5	1,500-2,800	5/8"	12"	3.5

See pages 75, 93-102 for reciprocating saw and power handsaw accessories.

Toll free: 877-BOSCH-99



Saws/Benchtop

Circular Saws

CS5 – 7-1/4" Left Blade Circular Saw



- Left Blade Design - Clearest line of sight for right-handed users
- Fast and Powerful Motor
- Improved Spindle Lock - Quick and easy blade change
- 56° Bevel Capacity
- Anti-Snag Lower Guard
- On-Tool Wrench Storage

Includes: 24 Tooth Carbide Construction Blade, Blade Wrench

CS10 – 7-1/4" Circular Saw



- Die Cast Magnesium Footplate - For unmatched durability and flatness
- High Strength and Lightweight Magnesium Upper Guard
- 56° Bevel Capacity
- High Contrast Bevel and Depth Scales - For greater accuracy
- Anti-snag Lower Guard
- Saw Hook - Convenient saw storage between cuts
- Powerful Blower to Clear Dust in Line of Cut
- Adjustable Bevel and Depth Levers - For years of consistent locking
- Removable End Cap - Easy, serviceable brushes
- Spindle Lock

Includes: 24 Tooth Carbide Blade, Blade Wrench, Carrying Bag

CS20 – 7-1/4" Circular Saw with Direct Connect™



- Direct Connect™ Cord Management System - Saves user time and money on jobsite with no end-plug snagging, easy cord repairs, and easy tool storage
- High Strength Composite Footplate - For unmatched durability and flatness
- 56° Bevel Capacity
- High Strength and Lightweight Magnesium Upper Guard
- Anti-snag Lower Guard
- Saw Hook - Convenient saw storage between cuts
- Powerful Blower to Clear Dust in Line of Cut
- Adjustable Bevel and Depth Levers - For years of consistent locking
- Removable End Cap - Easy, serviceable brushes
- Spindle Lock

Includes: 24 Tooth Carbide Blade, Blade Wrench, Carrying Bag

Circular Saw Dust Extraction Compatibility Chart

1659, 1660, 1661, 1662

19mm Hose #
VAC001†

Vacuum Cleaner†



CS10, CS20

Adapter CSDCHUTE

35mm Hose #
VAC005, VAC006†, VAC007†, VAC008†, VAC021†

CS5

Adapter CS5DCHUTE

Adapter VAC002
Hose 1-1/4" or 1-1/2"

Adapter VAC020
Hose 2-1/2"

Vacuum Cleaner†



†Competitor vacuum cleaners' ports won't accept VAC006–VAC021 locking hoses. They are only for use with Bosch 3931, 3931A and 3931A-PB vacs.

Specifications

Model#	Rating	Amperage	No Load RPM	Blade Diameter (in.)	Bevel Stops	Arbor Size	Depth of Cut (in.) at 90°	Depth of Cut (in.) at 50°	Depth of Cut (in.) at 45°	Weight (lbs.)
CS5	120V	15	6,200	7-1/4"	N/A	5/8"	2-7/16"	1-5/8"	1-7/8"	10
CS10	120V	15	5,600	7-1/4"	22.5°, 45°	5/8"	2-7/16"	1-5/8"	1-7/8"	10.2
CS20	120V	15	5,600	7-1/4"	22.5°, 45°	5/8"	2-7/16"	1-5/8"	1-7/8"	10.4



For more details visit
Boschtools.com



See pages 103-109
for **circular saw**
accessories.



1677M – 7-1/4" Worm Drive Construction Saw



- Left Side Blade Design - Clearest line & sight for right-handed users
- All Ball-bearing Motor with Worm Drive Gear Train
- Built-in Saw Hook - For easy storage between cuts
- Anti-snag Lower Guard - To minimize snagging in wood
- Die Cast Magnesium Footplate - For greater strength
- 50° Bevel Capacity
- Magnesium Housing
- Large Adjustment Levers
- Easy Serviceable Brushes
- Soft Grip Handle
- Spindle Lock

Includes: 24 Tooth Carbide Blade, Blade Wrench

1677MD – 7-1/4" Worm Drive Construction Saw with Direct Connect™



- Direct Connect™ Cord Management System - Saves user time and money on jobsite with no end-plug snagging, easy cord repairs, and easy tool storage
- Left Side Blade Design - Clearest line & sight for right-handed users
- All Ball-bearing Motor with Worm Drive Gear Train
- Built-in Saw Hook - For easy storage between cuts
- Anti-snag Lower Guard - To minimize snagging in wood
- Die Cast Magnesium Footplate - For greater strength
- 50° Bevel Capacity
- Magnesium Housing
- Large Adjustment Levers
- Easy Serviceable Brushes
- Soft Grip Handle
- Spindle Lock

Includes: 24 Tooth Carbide Blade, Blade Wrench

Saws/Benchtop

Worm Drive Construction Saws The Industry Standard. Redefined.

Unmatched Accuracy, Power, and Durability Combine for Long-Lasting Performance. Taller, deeper gear teeth maximize contact and raise load capacity, generating massive strength for even the most demanding jobs. Left-sided blade placement clears your line of sight, and a rigid motor housing eliminates blade wobble for accurate cuts, every time. Independent testing proves that the Worm Drive gear design lasts four times longer than any conventional design to date.



XC25 – 25-FT. 12/3 AWG Contractor Extension Cord



Specifications

Model#	Rating	Amperage	No Load RPM	Blade Diameter (in.)	Arbor Size	Depth of Cut (in.) at 90°	Depth of Cut (in.) at 50°	Depth of Cut (in.) at 45°	Weight (lbs.)
1677M	120V	15	4,400	7-1/4"	Diamond Arbor	2-3/8"	1-13/16"	1-15/16"	14
1677MD	120V	15	4,400	7-1/4"	Diamond Arbor	2-3/8"	1-13/16"	1-15/16"	14

Saws/Benchtop

Miter Saws

5412 – 12" Dual-Bevel Slide Miter Saw with Up-Front Controls



- Up-Front Bevel Lock Lever and Range Selector Knob - Easily accessed controls for quick and accurate bevel settings
 - Multi-Position Main Handle - Easily locks into any of four positions for optimum comfort and control
 - Large 25-1/2" Base with Built-In Cast Sliding Extensions for 40" total support
 - Tall 4-1/2" Speed-Track Sliding Fences - For easy bevel set-ups and increased crown molding cutting capacities
 - Built-in Length Stop - For quick repetitive cuts of the same length
 - Exclusive Wedge-and-Slot Miter Detent System - Consistent and precise miter angles over the life of the tool
 - Miter Detent Override - For fast and precise angle adjustment
 - Crown Miter Detents - 31.6° miter and 33.9° bevel detents for quick, accurate crown cuts
 - Dual Sliding Rail Design - For superior accuracy
 - Electric Brake - For quick, repetitive cuts. Stops blade in seconds
 - Spindle Lock - For fast, easy blade changes
- Includes:** Premium 60-Tooth Thin-Kerf Carbide-Tipped Blade, Wrench Set, Tool-Free Vertical Work Clamp, Dust Bag/Elbow

4410 – 10" Dual-Bevel Slide Miter Saw with Up-Front Controls



- Up-Front Bevel Lock Lever and Range Selector Knob - Easily accessed controls for quick and accurate bevel settings
 - Microfine Miter Adjustment Knob - For fine adjustment of key (detent) miter angles by up to 2°, left or right
 - Multi-positioned Main Handle - Easily locks into any of four positions for optimum comfort and control
 - Large 21" Base with Built-in Cast Sliding Extensions for 37-1/4" Total Length - Provides extended grip areas and extra support for longer materials
 - Tall 4" Speed-Track Sliding Fences - For easy bevel set-ups and increased crown molding cutting capacities
 - Miter Detent Override - Holds miter detent lever away from table for free rotation or engagement of Microfine Miter Adjustment feature
 - Crown Miter Detents - 31.6° miter and 33.9° bevel detents for quick, accurate crown cuts
 - Exclusive Wedge-and-Slot Miter Detent System - Consistent and precise miter angles over the life of the tool
 - Electric Brake - For quick, repetitive cuts. Stops blade in seconds
 - Spindle Lock - For fast, easy blade changes
- Includes:** Premium 60-Tooth Thin-Kerf Carbide-Tipped Blade, Wrench Set, Tool-Free Vertical Work Clamp, Dust Elbow/Dust Bag, Multi-Purpose Tool

Specifications

Model#	Rating	Amperage	No Load RPM	Max. Tool HP	Blade Diameter (in.)	Arbor Size	Height (in.)	Weight (lbs.)	Bevel Angle Range	Bevel Detents	Miter Angle Range	Miter Detents	Crown Molding - Angled Against Fence	Crown Molding - Laying Flat	Base Molding - Angled Against Fence	Miter/Bevel (Max Height x Width)
5412	120V	15	3,800	3.0	12"	1"	20	59	47° left & 47° right	33.9° left with positive stops at 0° and 45°	52° Left / 60° Right	0°, 15°, 22.5°, 31.6°, 45° (Left/Right)	6°	10-1/4" (31.6° miter and 33.9° bevel)	4-1/4"	0°/0° - 4-1/4" x 12-1/2" (4 x 12 Nominal) 0°/45° right - 1-3/4" x 12-1/2" (2 x 12 Nominal) 0°/45° left - 2-3/4" x 12-1/2" (2 x 12 Nominal) 45°/0° - 4-1/4" x 8-3/4" (4 x 8 Nominal) 45°/45° right - 2-5/8" x 8-3/4" (2 x 8 Nominal) 45°/45° left - 2-3/4" x 8-3/4" (2 x 8 Nominal)
4410	120V	15	4,800	3.0	10"	5/8"	19	55	47° left & 47° right	33.9° left with positive stops at 0° and 45°	52° Left / 60° Right	0°, 15°, 22.5°, 31.6°, 45° (Left/Right)	6°	10-1/4" (31.6° miter and 33.9° bevel)	4-1/4"	0°/0° - 3-5/8" x 12-1/4" (4 x 12 Nominal) 45°/0° - 3-5/8" x 8-3/4" (4 x 8 Nominal) 45°/45° - 2-1/4" x 8-3/4" (2 x 8 Nominal) 45°/45° right - 1-1/4" x 8-3/4" (2 x 8 Nominal)



BOSCH

For more details visit
Boschtools.com



See pages 74,
103-109 for **miter saw accessories.**

4405 – 10" Single-Bevel Slide Miter Saw with Up-Front Controls



- Up-Front Bevel Lock Lever - Easily accessed controls for quick and accurate blade setting
 - Quick Release Fence - For fast and easy adjustment
 - Dual Workpiece Supports – Extends material support from 21" to 36"
 - Exclusive Wedge-and-Slot Miter Detent System - Consistent and precise miter angles over the life of the tool
 - High Visibility Bevel and Miter Scales - For easy setting of accurate bevel and miter angles
 - Crown Miter Detents - 31.6° miter and 33.9° bevel detents for quick and accurate crown cuts
 - Miter Detent Override – Enables miter cuts at any angle in saw's range
 - Soft-grip Horizontal Handle with Ambidextrous Lockout - For comfortable repetitive cuts
 - Electric Brake - For quick, repetitive cuts. Stops blade in seconds
 - Spindle Lock – For fast, easy blade changes
- Includes:** 10" 60-Tooth Carbide-Tipped Blade, Tool Free Workpiece Clamp, Blade Change Wrench, Dust Bag/Elbow

4212 – 12" Dual-Bevel Compound Miter Saw with Up-Front Controls



- Up-Front Bevel Lock Lever and Range Selector Knob - Easily accessed controls for quick and accurate bevel settings
 - Built-in Combination Flip Storage Crown and Length Stops
 - Multi-position Main Handle - Easily locks into any of four positions for optimum comfort and control
 - Large 25-1/2" Base with Built-in Cast Sliding Extensions for 40" Total Length
 - Tall 4-1/2" Speed-Track Sliding Fences - For easy bevel set-ups and increased crown molding cutting capacities
 - Exclusive Wedge-and-Slot Miter Detent System - Consistent and precise miter angles over the life of the tool
 - Miter Detent Override - For fast adjustment and precise angle
 - Crown Miter Detents - 31.6° miter and 33.9° bevel detents for quick, accurate crown cuts
 - Electric Brake - For quick, repetitive cuts. Stops blade in seconds
- Includes:** 40-Tooth Thin-Kerf Carbide-Tipped Blade, Dust Bag/Elbow, Flip-up Crown Stops, Multi-purpose Tool, Wrench Set, Vertical Quick Clamp

Specifications

Model#	Rating	Amperage	No Load RPM	Max. Tool HP	Blade Diameter (in.)	Arbor Size	Height (in.)	Length (in.)	Weight (lbs.)	Bevel Angle Range	Bevel Detents	Miter Angle Range	Miter Detents	Crown Molding Angled	Crown Molding Laying Flat	Base Molding Against Fence	Miter/Bevel (Max Height x Width)
4405	120V	13	4,700	2.8	10"	5/8"	22-3/4"	35.93"	54	45° left to 0°	33.9° left with positive stops at 0° and 45°	52° Left / 60° Right	0°, 15°, 22.5°, 31.6°, 45° (Left/Right) 60° (Right)	4-1/4" (38" Spring)	10-1/4"	3-1/2"	0°/0° - 3-1/2" x 12" (4 x 12 Nominal) 45°/0° right - 3-19/32" x 8" (4 x 8 Nominal) 0°/ left - 2-1/4" x 12" (3 x 12 Nominal) 45°/45° - 2-1/4" x 8" (3 x 8 Nominal)
4212	120V	15	3,800	3.0	12"	1"	28-1/4"	25" to 37-1/4" (extended)	55	47° left & 47° right	33.9° left with positive stops at 0° and 45°	52° Left / 52° Right	0°, 15°, 22.5°, 31.6°, 45° (Left/Right) 60° (Right)	5-1/4"	6-5/8" using 3.16" miter and 33.9° bevel	4-1/4"	0°/0° - 2-1/2" x 8" (2 x 8 Nominal) 0°/45° right - 1-1/2" x 6" (2 x 6 Nominal) 0°/45° left - 2-7/8" x 7-7/8" (2 x 8 Nominal)

Saws/Benchtop

Miter Saw

3912 – 12" Compound Miter Saw



- Crown Miter Detents - 31.6° Miter and 33.9° Bevel detents for quick, accurate, crown cuts
 - Large 25" Aluminum Base with 3-1/4" Sliding Extension for 28-1/4" Total Length - Provides extra support
 - Speed-Track Sliding Fence System - Base and fence slide independently
 - Tall 5-1/8" Sliding Fence - For easy bevel setups and increased crown molding cutting capacities
 - Exclusive Wedge-and-Slot Miter Detent System - Consistent and precise miter angles over the life of the tool
 - Miter Detent Override - For easy setting of any neighboring angle
 - Cast and Machined Scales - Visible for the life of the saw
 - Electric Brake - For quick, repetitive cuts. Stops blade in seconds.
 - Spindle Lock - For fast easy blade changes
- Includes:** Quick-Action Clamp, 40 Tooth Carbide Blade, Blade and Stop Wrench, Fence and Base Wrench, Dust Bag, Directional Dust Chute

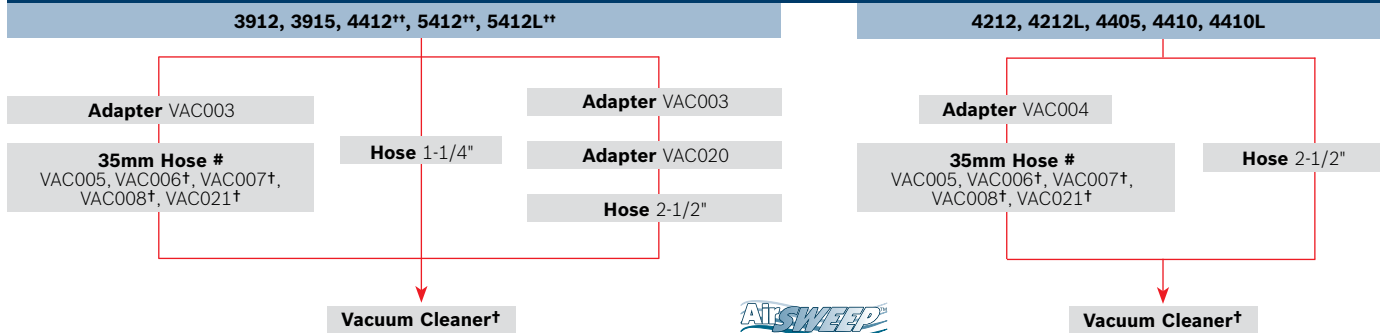
Saws/Benchtop

DAF220K – Digital Angle Finder Kit


MITER FINDER™

See page 223 for more information.

Miter Saw Dust Extraction Compatibility Chart



†Competitor vacuum cleaners' ports won't accept VAC006-VAC021 locking hoses. They are only for use with Bosch 3931, 3931A and 3931A-PB vacs.

††4412, 5412 and 5412L can also be connected to a 2-1/2" hose using adapter 2 605 702 022.

Specifications

Model#	Rating	Amperage	No Load RPM	Max. Tool HP	Blade Diameter (in.)	Arbor Size	Height (in.)	Weight (lbs.)	Bevel Angle Range	Bevel Detents	Miter Angle Range	Miter Detents	Crown Molding Angled	Base Molding Against Fence	Miter/Bevel (Max Height x Width)	Miter/Bevel (Max Width x Height)
3912	120V	15	4,300	3.3	12	1"	17"	43	-3° to 45°	33.9°, 45°, 0°	52° Left/ 52° Right	0°, 15°, 22.5°, 31.6°, 45°, 90° (Left/ Right)	6-5/8" (38° Spring/ 90° Corner)	5-3/8"	0°/0" - 3-3/4" x 6-3/8" (4 x 6 Nominal) 0°/45° - 2-3/4" x 6-3/8" (3 x 6 Nominal) 45°/0° - 3-7/8" x 4-1/4" (4 x 4 Nominal) 45°/45° - 2-3/4" x 4-1/4" (3 x 4 Nominal)	0°/0° - 7-7/8" x 2-7/8" (3 x 8 Nominal) 0°/45° - 7-7/8" x 2" (2 x 8 Nominal) 45°/0° - 5-1/2" x 2-7/8" (3 x 6 Nominal) 45°/45° - 5-1/2" x 2" (2 x 6 Nominal)



For more details visit
Boschtools.com

See pages 74,
103-109 for **miter**
saw accessories.

T3B – TracRac® Miter Saw Stand



- Integrated Outfeed and Supports - Up to 18 feet of material support capacity
- Adjustable Telescoping Leveling Leg - Provides stability on uneven surfaces
- Adjustable Height Outfeed - Up to 12 inches
- Universal Mounting System - For use with all major competitors' saws
- Integrated Rubber Wheels - Easily move stand with saw attached from jobsite to jobsite


Includes: 4-ft. Dual Outfeeds, Crown Stop, 4-in. Rubber Wheels, 12-in. Adjustable Height Supports, Universal Mounting Brackets, Adjustable Telescoping/Leveling Leg

T4B – Gravity-Rise™ Wheeled Miter Saw Stand



- Gravity-Rise™ Stand - Patented design for easy miter saw set-up and take down
- Universal Rapid-Release Tool Mounts - Fits most competitors' tools. Remove saw from the stand without tools. Rubber feet protect table or bench tops
- Expansion Rails - Expands material support up to 16 ft.
- Built-in Adjustable Repetitive Stops - Saves time and adapts stand to application
- 8" Treaded Wheels - Handles the toughest jobsite terrains
- Exceptional Portability - Quick and easy wheeled transport between jobsites without ever taking the saw off the stand
- Work Support Height Adjustment - Ultimate flexibility to accommodate different saws
- Adjustable Leveling Feet - For uneven terrain
- Heavy Duty Construction
- Collapsible Design - Minimizes storage space requirements
- One Step Set-Up - Takes the work out of setting up and taking down the saw

Includes: Gravity-Rise™ Miter Saw Stand with Wheels, (2) Universal Rapid-Release Tool Mounts



Specifications

Model#	Material Capacity	Wheel Diameter	Stand Composition	Heights of Table Top	Width	Length	Length Extended	Weight (lbs.)
T3B	18 ft.	N/A	Steel	33-3/4"	12"	4.5 ft.	9.5 ft.	44
T4B	16 ft.	8"	Steel	33-1/2"	27.75"	4.3 ft.	8.5 ft.	76.7

Workshop Performance



The Jobsite Demands

The Bosch Portable Jobsite Table Saws deliver workshop performance the jobsite demands. A 15-Amp motor and 3,650 RPM neatly rip 4' x 8' sheets in half with a 25" table capacity and cross cut the finest woods for cabinet or woodworking projects. Nothing beats the convenience and portability of the Bosch Gravity-Rise™ Stand.



Innovative Features

The Smart Guard System is the first modular blade guard, including a three-position adjustable Riving Knife, Anti-Kickback Pawls and Barrier Guard. The entire system attaches and detaches in seconds, will not interfere with work and stores on the tool. The new Digital Measuring Display attaches to the SquareLock™ Rip Fence to increase productivity and eliminate material waste. The durable subbase handles the worst jobsite elements. Built-in carry-handles offer better portability.

4100 – 10" Worksite Table Saw



- Smart Guard System - Quick and easy-to-use modular blade guard, anti-kickback pawls and riving knife system provides superior control over the material while cutting
 - Large 29" X 21-1/2" Machined Aluminum Tabletop - Easily handles bigger stock for wide ripping capacity
 - SquareLock™ Rip Fence - Engineered for maximum trueness
 - Integrated Sub-base - Increases tool life by handling jobsite abuse, while protecting the table saw's base
 - Soft Start and Constant Response™ Circuitry - For quiet/smooth start-up and powerful torque while maintaining speed under load
 - On-tool storage for all saw attachments and tools, including Smart Guard System, Fence and Miter Gauge and Push Stick
 - Exclusive Arbor Lock - For single wrench blade changes
- Includes:** 10" 40-Tooth Carbide-Tipped Blade, Rip Fence, Miter Gauge, Smart Guard System, Push Stick

Specifications

Model#	Rating	Amperage	No Load RPM	Max. Motor HP	Blade Diameter (in.)	Dado Size	Arbor Size	Extend Width of Table Top	Rip Fence Capacity	Depth of Cut at 90°	Bevel Range	Table Top Dimensions	Weight (lbs.)
4100	120V	15	3,650	4.0	10"	13/16" (8" or less)	5/8"	40.5"	25"	3-1/8"	-2° to 47°	29" x 21-1/2"	60

4100-09 – 10" Worksite Table Saw with Gravity-Rise™ Wheeled Stand

4100DG-09 – 10" Worksite Table Saw with Digital Measuring Display and Gravity-Rise™ Wheeled Stand



4100-09 also features

- Gravity-Rise™ Stand - Patented for easy set-up and take down of your table saw
- Exceptional Portability - Quick and easy transport between jobsites
- Heavy Duty Construction - Built to last with powder coat paint finish for longevity
- 8" Treaded Wheels - Handles the toughest and unexpected jobsite terrains
- Collapsible Design - Minimizes storage space requirements

Includes: Gravity-Rise™ Table Saw Stand

4100DG-09 also features

- Digital Measuring Display - Precise and durable high-visibility LCD gauge and display that magnetically attaches to SquareLock™ Ripe Fence. Measures within 1/32" or .5 mm for accurate cuts

Includes: Gravity-Rise™ Table Saw Stand, Digital Measuring Display



Digital Measuring Display

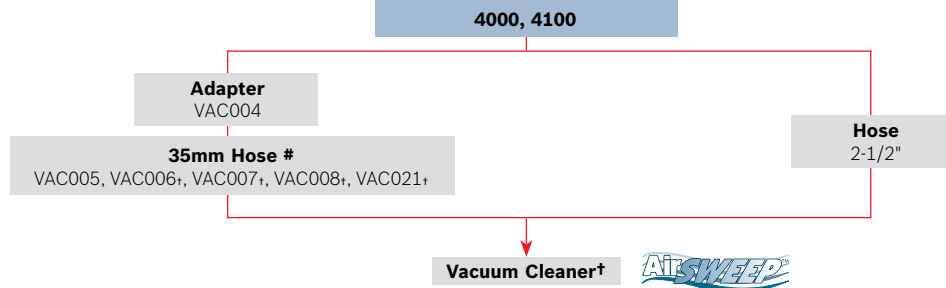
Saws/Benchtop

TS2000 – Gravity-Rise™ Wheeled Table Saw Stand



- 8" Treaded Wheels - Handles rough terrain
- Universally Adaptable - Mounting holes for most competitors' table saws - DeWalt, Hitachi, Craftsman, Ridgid
- Gravity-Rise™ Stand - Patented design for easy table saw setup and break down

Table Saw Dust Extraction Compatibility Chart



†Competitor vacuum cleaners' ports won't accept VAC006-VAC021 locking hoses. They are only for use with Bosch 3931, 3931A and 3931A-PB vacs.

Benchtop Media Awards



Whether you are a cabinet maker, remodeler, or contractor, the many Bosch award winning benchtop tools will bring efficiency and precision to your job no matter the application. Workshop performance for jobiste demands.

4100-09 10" Worksite Table Saw with Gravity-Rise™ Wheeled Stand



Fine Woodworking, Tools and Shops –
Best Overall Choice 2009

Popular Woodworking –
Editor's Choice 2009, Best New Tools 2007

Wood Magazine –
"Best Example of Portable Jobsite Table Saw" 2008

Handy Magazine –
Innovation Award 2007

Tools of the Trade –
Editor's Choice Award 2007

T4B Miter Saw Stand



Taunton's 2008 Tool Guide –
Editors Best Overall Choice

Tools of the Trade –
"The favorite for easy setup and storage" 2008

This Old House –
Best New Tools 2007

Miter Saws



4405 10" Single-Bevel Slide Miter Saw
Wood Magazine –
User 5-Star Award 2009

4410 10" Dual-Bevel Slide Miter Saw with
Fine Homebuilding –
Editor's Choice/Reader's Choice 2008

Taunton's Tool Guide 2008 –
Editors Best Overall Choice

Popular Woodworking –
Best New Tools

5412 12" Dual-Bevel Slide Miter Saw
Tools of the Trade –
Sliding Miter Saws "Anatomy of a Winner" 2008


Saw Attachments

Table Saw Accessories

TS1003

Left Side Support


Extends 12" and increases working width of table to 52".



TS1002

Rear Outfeed Support

Extends 18" and increases working depth of table to 39-1/2".



DC010

Digital Carriage Display

(4100-Series Table saws)
Precise and durable high-visibility LCD gauge and display magnetically attaches to SquareLock™ Rip Fence. Measures within 1/32" or 0.5mm for accurate cuts.



TS1004

Table Saw Dust Collection System

Keeps work area clean, easily attached and emptied.



TS1005

Table Saw Zero Clearance Insert

For precision cuts at 90°, reduces kerf clearance to thickness of blade.



TS1007

Table Saw Dado Cutter Insert


For use with stack dado/rabbet cutters.



TS1009

Molding Cutter Insert

For use with molding head cutters and adjustable hub dado cutters.



TS1010

Table Saw Pusher/Scale

10 tools in one: pusher, scales, angles, depth, center locator.



Saw Attachments

Miter Saw Accessories

Miter Saw Accessories

MS1221 Horizontal Quick Clamp

- Fits Models 4410, 4410L, 4412, 5412 and 5412L



MS1228 Crown Molding Support Kit

- Fits Models 4410, 4410L, 4412, 5412 and 5412L



BB1200 and MS1226 Quick Clamps

Item #	Description	Fits Models
BB1200	Quick-Action Clamp	3912
MS1226	Replacement Vertical Quick Clamp	4410, 4410L, 4412, 5412 & 5412L



BB1202 Work Piece Stop for 1/2" Pipe Extension

- Fits Model 3912



BB1204 12" Extension Wing Kit (2) with (1) Stop

- Fits Models 3912



MS1223 Length Stop Kit

- Fits Models 4412, 5412 and 5412L



MS1230 Length Stop Kit

- Fits Models 4410 and 4410L



MS1222, MS1229 Extension Rod Kit and Extra-Long Rods

Item #	Description	Fits Models
MS1222	Extra-Long Base Extension Rod Kit	4412, 5412 & 5412L
MS1229	Extra-Long Rods	4410 & 4410L



LS010 Miter Saw Laser Washer Guide

- Fits Models 4405, 4410, 4410L, 4212, 4212L, 5412 & 5412L
- Ultra-thin laser tracking line
- Never requires realignment
- Quick and easy installation, replaces standard blade washer
- Automatic activation with saw blade activation, no on/off switch



Saw Attachments

Jig Saw/Power Handsaw Accessories



75

Jig Saw Accessories

2602317031 Guide Rail

- Requires JA1006 to attach jig saw to guide rail
- 4.6 ft long

1 602 319 003 Guide Rail Connector



JA1006 Circular & Parallel Cutting Guide

- Fits all Bosch jig saws
- Also connects Bosch Jig Saws to guide rail 2 602 317 031



JA1005 Dust Extraction Kit

- Dust Hood
- Vacuum Adapter - VAC002
- Suction Nozzle
- Fits Models 1590EVS and 1591EVS series jig saws



1607960008 Guide Rail Clamps

- Used with Jig Saw Guide Rail System



0603999007 Pocket Saw

- Accepts all brands of T-Shank blades, overall length 6"
- Includes Jig Saw blade T313AW and Reciprocating saw blade S644D



JA1002 Anti-Splintering Insert (5 pkg.)

- Fits Models 1581AVS, 1584AVS and 1587AVS



Saws/Benchtop

Power Handsaw Blades

Blades for 1640VS FineCut™ Power Hand Saw

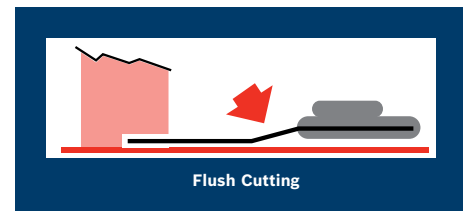
- Ideal for thick and thin materials
- High-alloy steel (HAS) blades with hardened ground teeth
- Ultra-fine teeth design provides smooth, tear-free cuts
- Flex-resistant, steel blade guides provide accurate guidance



Regular Cut Blade



Flush Cut Blade



Flush Cutting

Item #	Blade Length	Teeth Per Inch	Type of Cut	Blade Material	Designed for Cutting
FS180ATU	5-3/4"	20	Regular	High Alloy Steel (Fine Tooth)	Wood/PVC/Plastic
FS180DTU	5-3/4"	8	Regular	High Alloy Steel (Coarse Tooth)	Wood/PVC/Plastic
FS200ABU	7-7/8"	20	Flush	High Alloy Steel (Fine Tooth)	Wood/PVC
FS200ABF	7-7/8"	20	Flush	Bi-Metal (Fine Tooth)	Wood/PVC/Non-ferrous Metal

Jig Saw Blades

Blade Anatomy

Bosch Jig Saw Blades

Bosch understands the demands of cutting materials quickly, smoothly and precisely. The broad product offering cuts precisely and easily in conventional and specialized materials. Product selection has been simplified with a simple color coding and blade applications that are identified on each blade.



Teeth (TPI)

Every material has a different thickness. To achieve the best possible cutting quality and the fastest cutting time, it is important to match material thickness with the proper blade geometry. Always keep 2-3 teeth in material while cutting.

6 TPI

Thicker

14 TPI

Medium

36 TPI

Thinner

Blade Material

High Carbon Steel (HCS)

Excellent blades for softer materials such as wood, laminated particleboard and plastics.



High Speed Steel (HSS)

Fully hardened high speed steel blades are ideal for cutting metal, aluminum and non-ferrous metal.



Bi-metal (BiM)

This highly flexible, tough combination of HSS and HCS results in a blade suitable for the most demanding applications when there is a risk of breakage or when extreme flexibility and versatility are required.



Tungsten Carbide (TC)

Use blades with tungsten carbide teeth to cut abrasive materials such as reinforced plastics, fiberglass, cement board, stainless steel, tile, glass, cast iron and brick.



10X
Longer life than
standard BIM
(Bi-metal) blade.

Diamond Grit

The new Diamond Grit Jig saw blade is the latest addition to Bosch's product line. The diamond grit blade can be used on the same applications as carbide grit, but has a much longer life. Also, for use on hard porcelain tile, granite, slate, marble and other stone.



10X
Longer life
than standard
HCS blade

2X
Longer life
than standard
HSS blade

Tooth Design

Bosch blades are designed with optimal tooth spacing, tooth shape and cutting angle to give you the best possible speed, cleanliness of cut and optimal performance.




Side Set & Ground for clean, fast cuts in wood and plastics.



Wavy Set & Milled for cuts in metal, non-ferrous metal, aluminum and plastics



Side Set & Milled for fast, rough cuts in wood and plastics.



Ground and Taper Ground for precise, fine, clean cuts in wood



Reduced Kerf carbide and diamond grit edges for fast cutting in hard materials.



Jig Saw Blades

Blade Anatomy



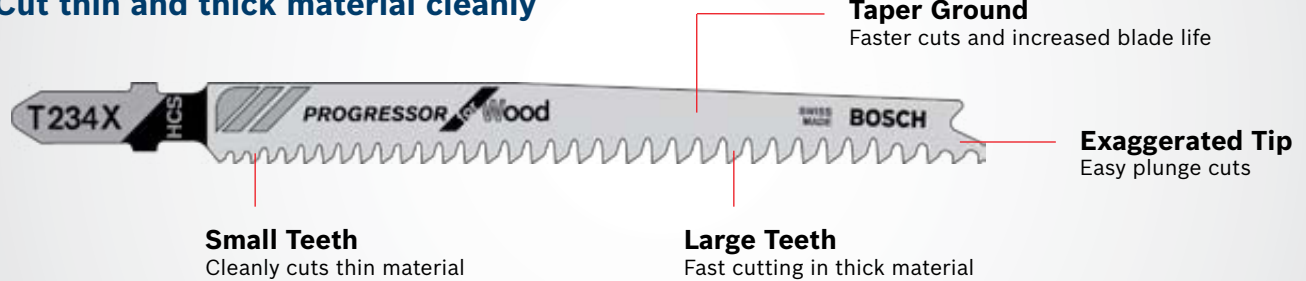
Color Code

Bosch jig saw blades are color coded by application to make it easier to select the right blade for the application both on the job site and in the store.




Progressor® Jig Saw Blades

Cut thin and thick material cleanly



X-tra-Clean Jig Saw Blades

Tear-free cuts on both sides of the workpiece



Jig Saw Blades

T-Shank: Wood Cutting

Application: Wood continued

T-SHANK™



PROGRESSOR Wood

Straight, fine, splinter free, accurate cuts in thick or thin material, hard / soft woods, OSB, particleboard, plywood, laminated particle board.



Ground teeth and taper ground back

Fast and clean cuts through thick and thin wood

Package Quantity	Item#	Material	Overall Length(in)	Working Length(in)	Blade Height(in)	Blade Thickness(in)	Teeth per inch
3	T234X3	HCS*	4-1/2	3-17/32	3/8	0.06	8-12 Progressive
5	T234X	HCS*	4-1/2	3-17/32	3/8	0.06	8-12 Progressive
25	T234X25	HCS*	4 1/2	3-17/32	3/8	0.06	8-12 Progressive

Xtra-clean Wood™

Straight, tear-free cuts on both the top and bottom of workpiece in wood, laminated particleboard and MDF.



Ground teeth & taper ground back

Extra fine, extra clean cuts

Package Quantity	Item#	Material	Overall Length(in)	Working Length(in)	Blade Height(in)	Blade Thickness(in)	Teeth per inch
5	T308B	HCS*	4-1/2	3-1/2	0.38	0.05	12
25	T308B25	HCS*	4-1/2	3-1/2	0.38	0.05	12

Curved cutting, tear-free cuts on both the top and bottom of workpiece in wood, laminated particleboard and MDF.



Ground teeth & taper ground back

Package Quantity	Item#	Material	Overall Length(in)	Working Length(in)	Blade Height(in)	Blade Thickness(in)	Teeth per inch
5	T308B0	HCS*	4-1/2	3-1/2	0.31	0.05	12

clean Wood

Straight, clean cuts; plunge cuts in hard/soft woods, plywood, OSB and plastics 1/4"-2-3/8".



Ground teeth & taper ground back

Fine, clean cuts

Package Quantity	Item#	Material	Overall Length(in)	Working Length(in)	Blade Height(in)	Blade Thickness(in)	Teeth per inch
5	T101D	HCS*	4	3	0.28	0.06	5-6
100	T101D100	HCS*	4	3	0.28	0.06	5-6

Straight, clean cuts in hard/soft woods, OSB, plywood, 1/4"-3-3/8"



Ground teeth & taper ground back

5	T301DL	HCS*	5	4-1/8	0.36	0.06	6
---	--------	------	---	-------	------	------	---

Straight, medium-fine cuts in hard/soft woods, plywood, laminated particleboard 3/16"-2-3/8" and plastics 3/16"-1-1/4".



Use anti-splinter guard for splinter free cuts
Ground teeth & taper ground back

5	T301CD	HCS*	4-5/8	3-5/8	0.28	0.06	8
---	--------	------	-------	-------	------	------	---

*HCS: High Carbon Steel

Jig Saw Blades

T-Shank: Wood Cutting



79

Saws/Benchtop

clean Wood

Straight, fine cuts; plunge cuts in hard/soft woods, plastics, OSB, plywood, laminated particleboard 3/16"-1-1/4".



Ground teeth & taper ground back

Fine, clean cuts

Package Quantity	Item#	Material	Overall Length(in)	Working Length(in)	Blade Height(in)	Blade Thickness(in)	Teeth per inch
3	T101B3	HCS*	4	3	0.28	0.06	10 variable
5	T101B	HCS*	4	3	0.28	0.06	10 variable
100	T101B100	HCS*	4	3	0.28	0.06	10 variable

Reverse tooth for splinter-free cuts on top of workpiece; straight, fine down cuts in laminated particleboard, OSB, plywood, hard/soft woods, plastics 3/16"-1-1/4".



Work without orbital action

Ground teeth & taper ground back

5	T101BR	HCS*	4	3	0.28	0.06	10
100	T101BR100	HCS*	4	3	0.28	0.06	10

Curved cutting - pointed teeth for splinter free cuts on both sides of the workpiece double-sided laminates, laminated particleboard, MDF, hard / soft woods, plywood 5/64"-3/4".



Works without orbital action

Pointed teeth & ground

Package Quantity	Item#	Material	Overall Length(in)	Working Length(in)	Blade Height(in)	Blade Thickness(in)	Teeth per inch
3	T101A03	HCS*	3-1/4	2-5/16	0.17	0.05	20
5	T101A0	HCS*	3-1/4	2-5/16	0.17	0.05	20
100	T101A0100	HCS*	3-1/4	2-5/16	0.17	0.05	20

clean HardWood

Long life; straight, fine cuts; plunge cuts hard / soft woods, plastics, plywood, laminated particleboard 3/16"-1-1/4"



Ground teeth & taper ground back

Fine clean cuts in hard wood, break resistant and durable

Package Quantity	Item#	Material	Overall Length(in)	Working Length(in)	Blade Height(in)	Blade Thickness(in)	Teeth per inch
5	T101BF	BI-METAL	4	3	0.03	0.05	10 Variable Gullet

precision Wood

Angled cuts; parallel cuts hard / soft woods, plywood, particleboard, plastics 1/4"-2-3/8".



Ground teeth & taper ground back

Precise cuts, parallel cuts

Package Quantity	Item#	Material	Overall Length(in)	Working Length(in)	Blade Height(in)	Blade Thickness(in)	Teeth per inch
5	T101DP	HCS*	4	2-3/4	0.28	0.07	6

Precise right angle cuts through material, plunge cuts in hard / soft woods, laminated particleboard, plywood 3/16"-2".



Ground teeth & side set

Package Quantity	Item#	Material	Overall Length(in)	Working Length(in)	Blade Height(in)	Blade Thickness(in)	Teeth per inch
5	T144DP	HCS*	4	2-7/8	0.31	0.07	6

Precise right angle cuts through material hard / soft woods, laminated particleboard, plywood 3/16"-4".



Ground teeth & side set

5	T344DP	HCS*	6	5	0.28	0.07	6
---	--------	------	---	---	------	------	---

*HCS: High Carbon Steel

Jig Saw Blades

T-Shank: Wood Cutting

speed Wood

Straight & very fast cuts; plunge cuts in hard / soft woods, OSB, plywood 1/4"-2-3/8".



Side set & ground

Fast cuts

Package Quantity	Item#	Material	Overall Length(in)	Working Length(in)	Blade Height(in)	Blade Thickness(in)	Teeth per inch
3	T144D3	HCS*	4	3	0.28	0.05	5-6
5	T144D	HCS*	4	3	0.28	0.05	5-6
100	T144D100	HCS*	4	3	0.28	0.05	5-6

Curved & fast cuts; plunge cuts in hard / soft woods, OSB, plywood 1/4"-2-3/8".



Side set & ground

Package Quantity	Item#	Material	Overall Length(in)	Working Length(in)	Blade Height(in)	Blade Thickness(in)	Teeth per inch
3	T244D3	HCS*	4	3	0.24	0.05	5-6
5	T244D	HCS*	4	3	0.24	0.05	5-6
100	T244D100	HCS*	4	3	0.24	0.05	5-6

Straight & very fast cuts in hard / soft woods, OSB, plywood 1/4"-4".



Side set & ground

5	T344D	HCS*	6	5	0.36	0.05	6
---	-------	------	---	---	------	------	---

Straight & very fast cuts in hard / soft woods, up to 5-5/16" thick.



Side set & ground

3	T744D	HCS*	7	6	0.35	0.07	6
---	-------	------	---	---	------	------	---

speed HardWood

Straight & very fast cuts; plunge cuts, long life in hard / soft woods, OSB, plywood, wood with nails 1/4"-2-3/8".



Side set & ground

Fast cuts in hard wood, break resistant and durable

Package Quantity	Item#	Material	Overall Length(in)	Working Length(in)	Blade Height(in)	Blade Thickness(in)	Teeth per inch
5	T144DF	BI-METAL	4	2-3/4	0.3	0.05	5-6

Straight & very fast cuts; plunge cuts, long life in hard / soft woods, OSB, plywood, wood with nails 1/4"-4".



Side set & ground

5	T344DF	BI-METAL	6	5	0.37	0.05	6
---	--------	----------	---	---	------	------	---

basic Wood

Fast, coarse cuts, ideal for jig saws without orbital action. Soft wood, OSB, plywood 7/32"-2-3/8".



Side set & milled

Economical

Package Quantity	Item#	Material	Overall Length(in)	Working Length(in)	Blade Height(in)	Blade Thickness(in)	Teeth per inch
3	T111C3	HCS*	4	3	.03	0.05	8
5	T111C	HCS*	4	3	.03	0.05	8

For curved cuts in soft wood, OSB, plywood 5/64"-1/4".



Side set & ground

3	T119B03	HCS*	3-1/4	2-3/16	0.15	0.04	12
5	T119B0	HCS*	3-1/4	2-3/16	0.15	0.04	12


*HCS: High Carbon Steel

Jig Saw Blades

T-Shank: Metal Cutting

special Laminate

Straight cuts splinter-free cuts in laminate flooring



Pointed teeth & ground

Precise, clean cuts

Package Quantity	Item#	Material	Overall Length(in)	Working Length(in)	Blade Height(in)	Blade Thickness(in)	Teeth per inch
5	T101BIF	Bi-Metal	3-1/4	2-5/16	0.30	0.05	14

Curved splinter-free cuts in laminate flooring



Work without orbital action

Pointed teeth & ground

Package Quantity	Item#	Material	Overall Length(in)	Working Length(in)	Blade Height(in)	Blade Thickness(in)	Teeth per inch
5	T101AOF	Bi-Metal	3-1/4	2-5/16	0.19	0.05	20

Application: Metal*

T-SHANK™



PROGRESSOR Metal

Fast cuts & long life in thick or thin metal, pipes and metal profiles sheet metal up to 8 gauge, metal 5/64"-3/8", stainless steel 1/16"-1/8", non-ferrous metal 5/64"-3/4", plastics 1/16"-1-1/4", fiberglass 3/64"-3/4".



Side set & ground

Fast cuts through thick and thin metals

Package Quantity	Item#	Material	Overall Length(in)	Working Length(in)	Blade Height(in)	Blade Thickness(in)	Teeth per inch
3	T123X3	HSS*	4	3	0.34	0.04	10-24 Progressive
5	T123X	HSS*	4	3	0.34	0.04	10-24 Progressive
25	T123X25	HSS*	4	3	0.34	0.04	10-24 Progressive
100	T123X100	HSS*	4	3	0.34	0.04	10-24 Progressive

flexible Metal

Straight cuts & long life in medium-thin metals 1/8"-1/4" (ferrous and non-ferrous).



Wavy set & milled

Break resistant and durable

Package Quantity	Item#	Material	Overall Length(in)	Working Length(in)	Blade Height(in)	Blade Thickness(in)	Teeth per inch
5	T118BF	BI-METAL	3-5/8	2-5/8	0.30	0.04	11-14 Progressive
100	T118BF100	BI-METAL	3-5/8	2-5/8	0.30	0.04	11-14 Progressive

Straight cuts & long life in medium-thin metals 5/64"-7/32" (ferrous and non-ferrous).



Wavy set & milled

5	T118EF	BI-METAL	3-5/8	2-5/8	0.30	0.04	11-18 Progressive
100	T118EF100	BI-METAL	3-5/8	2-5/8	0.30	0.04	11-18 Progressive

Straight cuts & long life in sheet metal 10-16 gauge, thin metals 1/16"-1/8" (ferrous and non-ferrous).



Wavy set & milled

5	T118AF	BI-METAL	3-5/8	2-5/8	0.30	0.04	17-24 Progressive
100	T118AF100	BI-METAL	3-5/8	2-5/8	0.30	0.04	17-24 Progressive

Straight cuts & long life; Clean cuts in sandwich materials, structural insulated panels, metal, non-ferrous metal, aluminum and sheet metal up to 4-3/4".



Wavy set & milled

Package Quantity	Item#	Material	Overall Length(in)	Working Length(in)	Blade Height(in)	Blade Thickness(in)	Teeth per inch
3	T178BF	BI-METAL	7	6	0.40	0.07	14

*HSS: High Speed Steel

* If cutting metal, use cutting oil, turpentine or a mixture of turpentine and petroleum oil to cool blade.
NOTE: Use only with GFCI protected outlets or adapter.

Jig Saw Blades

T-Shank: Metal Cutting

basic Metal

Straight cuts in medium-thin metals
1/8"-1/4" (ferrous and non-ferrous).



Wavy set & milled

Straight cuts in pipes, profiles & sheet metal, medium-thin metals 5/64"-5/16" (ferrous and non-ferrous), pipes, profiles diameters 5/64"-3-1/8".



Wavy set & milled

Straight cuts in medium-thin metals
1/8"-1/4" (ferrous and non-ferrous).



Wavy set & milled

Straight cuts in sheet metal 10-16 gauge, thin metals 1/16"-1/8" (ferrous and non-ferrous).




Wavy set & milled

Curved cuts in sheet metal 10-16 gauge, thin metals 1/16"-1/8" (ferrous and non-ferrous).



Wavy set & milled

Straight cuts in pipes, profiles & sheet metal 10-16 gauge, thin metals 1/16"-1/8" (ferrous and non-ferrous), pipes <2-1/2" diameter, tube stock, angle iron.



Straight cuts in sheet metal 17-26 gauge, very thin metals 1/64"-3/64" (ferrous and non-ferrous).



For material thickness under 3/64" use a thin piece of wood as backing

Wavy set & milled

Economical

Package Quantity	Item#	Material	Overall Length(in)	Working Length(in)	Blade Height(in)	Blade Thickness(in)	Teeth per inch
3	T118B3	HSS*	3-5/8	2-5/8	0.30	0.04	11-14 Progressive
5	T118B	HSS*	3-5/8	2-5/8	0.30	0.04	11-14 Progressive
100	T118B100	HSS*	3-5/8	2-5/8	0.30	0.04	11-14 Progressive

5	T318B	HSS*	5-1/4	4-1/4	0.30	0.05	14
100	T318B100	HSS*	5-1/4	4-1/4	0.30	0.05	14

5	T118E	HSS*	3-5/8	2-5/8	0.28	0.05	14-18 Progressive
---	-------	------	-------	-------	------	------	-------------------

Package Quantity	Item#	Material	Overall Length(in)	Working Length(in)	Blade Height(in)	Blade Thickness(in)	Teeth per inch
3	T118A3	HSS*	3-5/8	2-5/8	0.30	0.04	17-24 Progressive
5	T118A	HSS*	3-5/8	2-5/8	0.30	0.04	17-24 Progressive
100	T118A100	HSS*	3-5/8	2-5/8	0.30	0.04	17-24 Progressive

5	T218A	HSS*	3-5/8	2-5/8	0.25	0.04	17-24 Progressive
---	-------	------	-------	-------	------	------	-------------------

5	T318A	HSS*	5-1/4	4-7/64	0.37	0.04	24
100	T318A100	HSS*	5-1/4	4-7/64	0.37	0.04	24

Package Quantity	Item#	Material	Overall Length(in)	Working Length(in)	Blade Height(in)	Blade Thickness(in)	Teeth per inch
5	T118G	HSS*	3-5/8	2-5/8	0.30	0.04	36

*HSS: High Speed Steel

* If cutting metal, use cutting oil, turpentine or a mixture of turpentine and petroleum oil to cool blade.
NOTE: Use only with GFCI protected outlets or adapter.

Jig Saw Blades

T-Shank: Metal Cutting/All Purpose



83

flexible Aluminum

Fast, straight cuts & long life in aluminum 3/16"-5/8", fiberglass 3/16"-3/4", plastic 3/16"-1-1/4".



Side set & milled

Flexible for aluminum

Package Quantity	Item#	Material	Overall Length(in)	Working Length(in)	Blade Height(in)	Blade Thickness(in)	Teeth per inch
5	T127DF	BI-METAL	4	3-5/8	0.30	0.04	8
100	T127DF100	BI-METAL	4	3-5/8	0.30	0.04	8

special Aluminum

Fast, straight cuts in aluminum 3/16"-5/8", fiberglass 3/16"-3/4", plastic 3/16"-1-1/4".



Side set & milled

Aluminum and non-ferrous metals

Package Quantity	Item#	Material	Overall Length(in)	Working Length(in)	Blade Height(in)	Blade Thickness(in)	Teeth per inch
5	T127D	HSS*	4	3	0.30	0.04	8
100	T127D100	HSS*	4	3	0.30	0.04	8

Fast, curved cuts in aluminum 3/16"-5/8", fiberglass 3/16"-3/4", plastic 3/16"-1-1/4".



Side set & milled

5	T227D	HSS*	4	3	0.25	0.04	8
---	-------	------	---	---	------	------	---

Application: All Purpose*

T-SHANK



Saws/Benchtop

PROGRESSOR Wood Metal

Progressive tooth design for fast cuts & longer life in thick & thin materials like wood with nails, plywood, particleboard 3/16"-3-5/8", metal 3/16"-3/8", non-ferrous metal and aluminum 5/64"-1-1/4".



Side set & milled

Fast and clean cuts through wood with nails and other sandwich material

Package Quantity	Item#	Material	Overall Length(in)	Working Length(in)	Blade Height(in)	Blade Thickness(in)	Teeth per inch
3	T345XF3	BI-METAL	5-1/4	4-1/4	0.39	0.05	5-10 Progressive
5	T345XF	BI-METAL	5-1/4	4-1/4	0.39	0.05	5-10 Progressive
25	T345XF25	BI-METAL	5-1/4	4-1/4	0.39	0.05	5-10 Progressive
100	T345XF100	BI-METAL	5-1/4	4-1/4	0.39	0.05	5-10 Progressive

accurate Wood Nails

Straight cuts in wood with nails, OSB, plastic 3/16"-1-1/4".



Side set & milled

Package Quantity	Item#	Material	Overall Length(in)	Working Length(in)	Blade Height(in)	Blade Thickness(in)	Teeth per inch
5	T111CF	BI-METAL	4	3	0.30	0.04	8

Curve cuts in wood with nails, plastic 1/8"-1-1/4", non-ferrous metal and aluminum 1/8"-1/2".



Package Quantity	Item#	Material	Overall Length(in)	Working Length(in)	Blade Height(in)	Blade Thickness(in)	Teeth per inch
5	T211HF	BI-METAL	3	2	0.18	0.04	10

*HSS: High Speed Steel

* If cutting metal, use cutting oil, turpentine or a mixture of turpentine and petroleum oil to cool blade. NOTE: Use only with GFCI protected outlets or adapter.

Jig Saw Blades

T-Shank: Diamond Grit/Specialty



Diamond Grit Jig Saw Blades

Bosch has a full line of diamond grit linear edge products built for rugged applications. The new jig saw and recip blades feature vacuum brazing technology for faster cutting and longer life than competitive blades.

Diamond Grit Jig Saw Blades

NEW

Last longer than carbide grit
in the toughest applications

Narrow Body Thickness
Increased flexibility for flush
cutting applications

**Vacuum Brazed
Diamond Grit**
Faster cutting
and longer life

Diamond Grit
Cuts 3X faster and lasts 3X longer
than carbide grit jig saw blades

3X
Faster

3X
Longer



Application: Specialty

T-SHANK™


◆ **diamond** **Hard Tile**

NEW

Porcelain, granite and stone

Clean cutting in grade 5 porcelain, granite, marble, slate, glass and cement broad 3/64"– 1/2."

Package Quantity	Item#	Material	Overall Length(in)	Working Length(in)	Blade Height(in)	Blade Thickness(in)	Teeth per inch
1	T130DG	Diamond (Grit)	3-1/4	2-1/4	0.40	0.032	30 Grit Edge



special **Ceramics**

Fiberglass, ceramics and glass

File effect for fine, straight or curved cuts in ceramics, glass, fiberglass 3/64"–5/8".



Coated

Package Quantity	Item#	Material	Overall Length(in)	Working Length(in)	Blade Height(in)	Blade Thickness(in)	Teeth per inch
1	T130RF1*	Carbide (Grit)	3-1/4	2-5/16	0.31	0.03	30 Grit
3	T130RF3*	Carbide (Grit)	3-1/4	2-5/16	0.31	0.03	30 Grit
1	T150RF1*	Carbide (Grit)	3-1/4	2-5/16	0.31	0.03	50 Grit
3	T150RF3*	Carbide (Grit)	3-1/4	2-5/16	0.31	0.03	50 Grit

File effect for fine, straight or curved cuts in ceramics, glass, fiberglass 3/64"–3/8"



Coated

*Cool with Water–Use only with GFCI Protected outlets or adapters or with a cordless jig saw.



For more details visit
Boschtools.com

Jig Saw Blades

T-Shank: Stainless Steel

85

Stainless Steel Jig Saw Blade

Most economical solution for Stainless Steel

2X
Longer life than
standard BIM
(Bi-metal) jig saw blades



8% Cobalt Alloy
Reduced friction and
heat build-up



Wavy Set Milled Teeth
Cuts cleanly and smoothly in
stainless steel

special Stainless Steel

Straight cuts, long life in stainless steel
5/64"-3/16", steel and non-ferrous metals
5/64"-7/32".



Carbide strip
Tira de carburo

Stainless steel

1	T118EHM1	Carbide (Strip)*	3-1/4	2-5/16	0.37	0.04	14
3	T118EHM3	Carbide (Strip)*	3-1/4	2-5/16	0.37	0.04	14

Straight cuts, long life in stainless steel
3/64"-5/64", steel and non-ferrous metals
1/16"-1/8".



Carbide strip

1	T118AHM1	Carbide (Strip)*	3-1/4	2-5/16	0.37	0.04	24
3	T118AHM3	Carbide (Strip)*	3-1/4	2-5/16	0.37	0.04	24

Straight cuts in 8-26 gauge stainless
steel; Longer life than standard bi-metal.



Wavy set & milled

Package Quantity	Item#	Material	Overall Length(in)	Working Length(in)	Blade Height(in)	Blade Thickness(in)	Teeth per inch
5	T118EFS	BI-METAL †	3-1/4	2-1/4	0.36	0.05	18
5	T118GFS	BI-METAL †	3-1/4	2-1/4	0.36	0.05	36

special FiberPlaster

Fast, coarse cuts in cement board
1/4"-2-3/8", fiberglass and plaster board
1/4"-3/4".



Side set

Cement board, fiberglass and plasterboard

Package Quantity	Item#	Material	Overall Length(in)	Working Length(in)	Blade Height(in)	Blade Thickness(in)	Teeth per inch
1	T141HM1	Carbide (Tip)	4	3	0.32	0.05	6

Fast, coarse cuts in cement board
1/4"-3-1/8", fiberglass and plaster
board 1/4"-2-3/8".



Side set

1	T341HM1	Carbide (Tip)	5-1/4	4-1/8	0.32	0.05	6
---	---------	---------------	-------	-------	------	------	---

* If cutting metal, use cutting oil, turpentine or a mixture of turpentine and petroleum oil to cool blade.
NOTE: Use only with GFCI protected outlets or adapter.

Jig Saw Blades

T-Shank: Specialty/U-Shank: Wood Cutting

special SolidSurface

Fast, clean cuts in solid surface materials
3/16"-2-1/2".



Solid surface

Package Quantity	Item#	Material	Overall Length(in)	Working Length(in)	Blade Height(in)	Blade Thickness(in)	Teeth per inch
1	T301CHM1	Carbide (Strip)	4-5/8	3-1/2	0.41	0.05	8
3	T301CHM3	Carbide (Strip)	4-5/8	3-1/2	0.41	0.05	8

special Plexiglas

Fine & straight cuts in plexiglas 5/64"-3/4".




Ground teeth & taper ground back

Package Quantity	Item#	Material	Overall Length(in)	Working Length(in)	Blade Height(in)	Blade Thickness(in)	Teeth per inch
3	T101A3	HSS*	4	2-3/4	0.28	0.05	14
5	T101A	HSS*	4	2-3/4	0.28	0.05	14

special Soft-Material

Fast, coarse cuts in cardboard, leathers, carpet, polystyrene, other soft materials.



Ground

Soft materials

Package Quantity	Item#	Material	Overall Length(in)	Working Length(in)	Blade Height(in)	Blade Thickness(in)	Teeth per inch
3	T113A3	HCS*	4	3	0.28	0.05	Knife Edge
3	T313AW3	HCS*	6	5	0.47	0.05	Knife Edge

Application: Wood

U-SHANK

PROGRESSOR Wood

Straight, fine, splinter free, accurate cuts in thick or thin material in hard/soft woods, laminated particleboard, OSB, plywood, particleboard.



Ground teeth & taper ground back

Fast and clean cuts through thick and thin wood

Package Quantity	Item#	Material	Overall Length(in)	Working Length(in)	Blade Height(in)	Blade Thickness(in)	Teeth per inch
3	U234X3	HCS*	4-1/4	3-17/32	0.37	0.06	8-12 Progressive
5	U234X	HCS*	4-1/4	3-17/32	0.37	0.06	8-12 Progressive

clean Wood

Straight, clean cuts in hard / soft woods, plywood, OSB, plastics 1/4"-2-3/8".



Use anti splinter guard for splinter free cuts
Ground teeth & taper ground back

Fine, clean cuts

Package Quantity	Item#	Material	Overall Length(in)	Working Length(in)	Blade Height(in)	Blade Thickness(in)	Teeth per inch
3	U101D3	HCS*	3-5/8	3	0.28	0.05	5-6 Progressive
5	U101D	HCS*	3-5/8	3	0.28	0.05	5-6 Progressive

Straight, fine cuts in hard / soft woods, plastics, OSB, plywood, laminated particleboard 3/16"-1-1/4".



Ground teeth & taper ground back

Package Quantity	Item#	Material	Overall Length(in)	Working Length(in)	Blade Height(in)	Blade Thickness(in)	Teeth per inch
3	U101B3	HCS*	3-5/8	3	0.28	0.05	10 Variable Gullet
5	U101B	HCS*	3-5/8	3	0.28	0.05	10 Variable Gullet

*HSS: High Speed Steel

*HCS: High Carbon Steel

Jig Saw Blades

U-Shank: Wood Cutting



clean Wood

Reverse tooth for splinter-free cuts on top of workpiece; straight, fine down cuts in laminated particleboard, OSB, plywood, hard / soft woods, plastics 3/16"-1-1/4".



Ground teeth & taper ground back

Package Quantity	Item#	Material	Overall Length(in)	Working Length(in)	Blade Height(in)	Blade Thickness(in)	Teeth per inch
3	U101BR3	HCS*	3-5/8	3-3/16	0.28	0.05	10 Variable Gullet
5	U101BR	HCS*	3-5/8	3-3/16	0.28	0.05	10 Variable Gullet

Curved cutting- pointed teeth for splinter free cuts on both sides of the workpiece. Double sided laminates, laminated particleboard, MDF, hard / soft woods, plywood, plastics 5/64"-3/4".



Works without orbital action

Ground teeth & taper ground back

Package Quantity	Item#	Material	Overall Length(in)	Working Length(in)	Blade Height(in)	Blade Thickness(in)	Teeth per inch
3	U101A03	HCS*	2-3/4	2	0.17	0.05	20
5	U101A0	HCS*	2-3/4	2	0.17	0.05	20

clean HardWood

Straight, clean cuts, long life in hard / soft woods, plywood, OSB, wood with nails, plastic 1/4"-2-3/8".



Ground teeth & taper ground back

Fine, clean cuts in hard wood, break resistant and durable

Package Quantity	Item#	Material	Overall Length(in)	Working Length(in)	Blade Height(in)	Blade Thickness(in)	Teeth per inch
5	U101DF	BI-METAL	4	3-3/16	0.30	0.05	6


Straight cuts, long life in wood with nails, OSB, plastic 1/4"-2-3/8".



Side set & milled

5	U111DF	BI-METAL	4	3-3/16	0.30	0.04	6
---	--------	----------	---	--------	------	------	---

Straight, fine cuts, long life in hard/soft woods, plastics, plywood, laminated particleboard 3/16"-1-1/4".



Ground teeth & taper ground back

3	U101BF3	BI-METAL	4	3-3/16	0.30	0.05	10
5	U101BF	BI-METAL	4	3-3/16	0.30	0.05	10

speed Wood

Straight and very fast cuts; Plunge cuts in hard/soft woods, OSB, plywood 1/4"-2-3/8".



Side set & ground

Fast cuts

Package Quantity	Item#	Material	Overall Length(in)	Working Length(in)	Blade Height(in)	Blade Thickness(in)	Teeth per inch
5	U144D	HCS*	4	3-3/16	0.30	0.05	5-6 Progressive

*HCS: High Carbon Steel

Jig Saw Blades

U-Shank: Wood/Metal Cutting

speed HardWood

Straight & very fast cuts in hard/soft woods, OSB, plywood, wood with nails 1/4"-2-3/8".



Side set & ground

Fast cuts in hard wood, break resistant and durable

Package Quantity	Item#	Material	Overall Length(in)	Working Length(in)	Blade Height(in)	Blade Thickness(in)	Teeth per inch
5	U144DF	BI-METAL	4	3-3/16	0.30	0.05	5-6 Progressive

basic Wood

Fast, coarse cuts, ideal for jig saws without orbital action in soft woods, OSB, plywood 3/16"-2".



Side set & milled

Economical

Package Quantity	Item#	Material	Overall Length(in)	Working Length(in)	Blade Height(in)	Blade Thickness(in)	Teeth per inch
5	U111C	HCS*	3-5/8	3	0.30	0.05	8

For curved cuts in soft woods, OSB, plywood 5/64"-3/4".



Wavy set & milled

5	U19B0	HCS*	2-3/4	2	0.15	0.04	12
---	-------	------	-------	---	------	------	----

special Laminate

Straight cuts; Splinter-free cuts in laminate flooring.



Pointed teeth & ground

Precise clean cuts

Package Quantity	Item#	Material	Overall Length(in)	Working Length(in)	Blade Height(in)	Blade Thickness(in)	Teeth per inch
5	U1BIF	BI-METAL	2-3/4	2	0.30	0.05	14

Curved cuts; Splinter-free cuts in laminate flooring.



Works without orbital action

Pointed teeth & ground

5	U1A0F	BI-METAL	2-3/4	2	0.19	0.05	20
---	-------	----------	-------	---	------	------	----

Application: Metal*

U-SHANK



PROGRESSOR Metal

Fast cuts & long life in thick or thin metal, pipes & metal profiles in sheet metal up to 8 gauge, metal 5/64"-3/8", stainless steel 1/16"-1/8", non-ferrous metal 5/64"-3/4", plastics 1/16"-1/4", fiberglass 3/64"-3/4".



Side set & milled

Fast through thick and thin metal

Package Quantity	Item#	Material	Overall Length(in)	Working Length(in)	Blade Height(in)	Blade Thickness(in)	Teeth per inch
3	U123X3	HSS*	3-5/8	3	0.33	0.04	10-24 Progressive
5	U123X	HSS*	3-5/8	3	0.33	0.04	10-24 Progressive

*HCS: High Carbon Steel
*HSS: High Speed Steel

* If cutting metal, use cutting oil, turpentine or a mixture of turpentine and petroleum oil to cool blade.
NOTE: Use only with GFCI protected outlets or adapter.

Jig Saw Blades

U-Shank: Metal Cutting



89

flexible Metal

Straight cuts & long life in medium-thin metals 1/8"-1/4" (ferrous and non-ferrous).



Wavy set & milled

Straight cuts & long life in medium-thin metals 5/64"-7/32" (ferrous and non-ferrous).

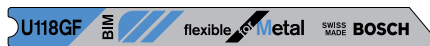


Straight cuts & long life in sheet metal 10-16 gauge, thin metals 1/16"-1/8" (ferrous and non-ferrous).



Wavy set & milled

Straight cuts & long life in sheet metal 17-26 gauge, very thin metals 1/64"-3/64" (ferrous and non-ferrous).



For material thickness under 3/64" use a thin piece of wood backing

Break resistant and durable

Package Quantity	Item#	Material	Overall Length(in)	Working Length(in)	Blade Height(in)	Blade Thickness(in)	Teeth per inch
5	U118BF	BI-METAL	3-1/8	2-1/2	0.30	0.03	11-14 Progressive
5	U118EF	BI-METAL	3-1/8	2-1/2	0.30	0.03	14-18 Progressive
3	U118AF3	BI-METAL	2-3/4	2	0.30	0.03	17-24 Progressive
5	U118AF	BI-METAL	2-3/4	2	0.30	0.03	17-24 Progressive
5	U118GF	BI-METAL	2-3/4	2	0.30	0.03	36

basic Metal

Straight cuts in medium-thin metals 1/8"-1/4" (ferrous and non-ferrous).



Wavy set & milled

Straight cuts in medium-thin metals 5/64"-7/32" (ferrous and non-ferrous).



Wavy set & milled

Straight cuts in sheet metal 10-16 gauge, thin metals 1/16"-1/8" (ferrous and non-ferrous).



Wavy set & milled

Straight cuts in sheet metal 17-26 gauge, very thin metals 1/64"-3/64" (ferrous and non-ferrous).



Wavy set & milled

Economical

Package Quantity	Item#	Material	Overall Length(in)	Working Length(in)	Blade Height(in)	Blade Thickness(in)	Teeth per inch
3	U118B3	HSS*	3-1/8	2-1/2	0.30	0.04	11-14 Progressive
5	U118B	HSS*	3-1/8	2-1/2	0.30	0.04	11-14 Progressive
3	U118E3	HSS*	3-1/8	2-1/2	0.30	0.05	14-18 Progressive
5	U118E	HSS*	3-1/8	2-1/2	0.30	0.05	14-18 Progressive
3	U118A3	HSS*	3-1/8	2-1/2	0.30	0.03	17-24 Progressive
5	U118A	HSS*	3-1/8	2-1/2	0.30	0.03	17-24 Progressive
3	U118G3	HSS*	2-3/4	2	0.30	0.03	36
5	U118G	HSS*	2-3/4	2	0.30	0.03	36

*Progressive

*HSS: High Speed Steel

* If cutting metal, use cutting oil, turpentine or a mixture of turpentine and petroleum oil to cool blade.
NOTE: Use only with GFCI protected outlets or adapter.

Jig Saw Blades

U-Shank: All Purpose/Specialty

Application: All Purpose

U-SHANK



PROGRESSOR All Purpose

Progressive tooth design for fast cuts & longer life in thick & thin materials wood with nails, plywood, particleboard 3/16"-3-5/8", metal 3/16"-3/8", non-ferrous metal, aluminum 5/64"-1-1/4".



Side set & milled

Fast and clean cuts through wood with nails and other sandwich material

Package Quantity	Item#	Material	Overall Length(in)	Working Length(in)	Blade Height(in)	Blade Thickness(in)	Teeth per inch
3	U345XF3	BI-METAL	5	4-7/32	0.39	0.05	5-10 Progressive
5	U345XF	BI-METAL	5	4-7/32	0.39	0.05	5-10 Progressive

accurate Wood with Nails

Straight cuts in wood with nails, plastic 1/8"-1-1/4", non-ferrous metal and aluminum 1/8"-1/2", metal 1/8"-1/4".



Side set & milled

Package Quantity	Item#	Material	Overall Length(in)	Working Length(in)	Blade Height(in)	Blade Thickness(in)	Teeth per inch
5	U111HF	BI-METAL	4	3-3/16	0.30	0.04	10

Application: Specialty

U-SHANK



special Ceramics

File effect for fine straight or curved cuts in ceramics, glass, fiberglass 3/64"-5/8".



Coated

Fiberglass, ceramics and glass

Package Quantity	Item#	Material	Overall Length(in)	Working Length(in)	Blade Height(in)	Blade Thickness(in)	Teeth per inch
1	U30RF1	Carbide(Grit) †	2-3/4	2	0.31	0.03	30 GRIT

† Cool with water - use only with GFCI protected outlets or adapter.

Jig Saw Blades

T-Shank: Sets



T-SHANK Assortment Packs



T503 T-Shank 3pc. Laminate Flooring Set.



Package Quantity	Item#	Material	Overall Length(in)	Teeth per inch
2	T101BIF	Laminate Flooring	3-1/4	14
1	T101A0F	Laminate Curved	3-1/4	20

T567A3 T-Shank 3pc. Progressor Assortment Set.



Package Quantity	Item#	Material	Overall Length(in)	Teeth per inch
1	T123X	Metal	4	10-24 Progressive
1	T234X	Wood	4-1/2	8-12 Progressive
1	T345XF	All-Purpose	5-1/4	5-10 Progressive

T500 T-Shank 5pc. Assortment Set.



Package Quantity	Item#	Material	Overall Length(in)	Teeth per inch
1	T101B	Wood	4	10
1	T144D	Wood	4	5-6
1	T119B0	Wood	3-1/4	12
1	T118A	Metal	3-5/8	17-24
1	T118B	Metal	3-5/8	11-24

T501 T-Shank 5 pc. Assortment Set.



Package Quantity	Item#	Material	Overall Length(in)	Teeth per inch
1	T101B	Wood	4	10
1	T144D	Wood	4	5-6
1	T119B0	Wood	3-1/4	12
1	T101BR	Wood	4	10
1	T118A	Metal	3-5/8	17-24

T10CSC T-Shank 10pc. Contractor Set with Bonus Storage Pouch.



Package Quantity	Item#	Material	Overall Length(in)	Teeth per inch
2	T101B	Wood	4	10
2	T144D	Wood	4	5-6
1	T119B0	Wood	3-1/4	12
1	T118A	Metal	3-5/8	17-24
2	T118B	Metal	3-5/8	11-14
1	T345XF	All-Purpose	5-1/4	5-10 Progressive
1	T234X	Wood	4-1/2	8-12 Progressive

T5002 T-Shank 10pc. Assortment Set with Re-usable Storage Case.



Package Quantity	Item#	Material	Overall Length(in)	Teeth per inch
2	T101B	Wood	4	10
2	T144D	Wood	4	5-6
2	T119B0	Wood	3-1/4	12
2	T118A	Metal	3-5/8	17-24
2	T118B	Metal	3-5/8	11-14

T10RC T-Shank 10pc. Robust Case Set (Wood).



Package Quantity	Item#	Material	Overall Length(in)	Teeth per inch
2	T144D	Wood	4	5-6
2	T101BR	Wood	4	10
2	T101B	Wood	4	10
1	T308B	Wood	4-1/2	12
1	T119B0	Wood	3-1/4	12
2	T101A0	Laminate	3-1/4	20

T14CPSC T-Shank 14pc. Contractor Set with Bonus Storage Pouch.



Package Quantity	Item#	Material	Overall Length(in)	Teeth per inch
2	T119B0	Wood	3-1/4	12
1	T144DP	Wood	4	6
2	T101B	Wood	4	10
3	T234X	Wood	4-1/2	8-12 Progressive
1	T123X	Metal	4	10-24 Progressive
2	T118B	Metal	3-5/8	11-14
2	T118A	Metal	3-5/8	17-24
1	T118G	Metal	3-5/8	36

T15RC T-Shank 15pc. Robust Case Set (Mixed).



Package Quantity	Item#	Material	Overall Length(in)	Teeth per inch
1	T101D	Wood	4	5-6
2	T144D	Wood	4	5-6
2	T101BR	Wood	4	10
2	T101B	Wood	4	10
2	T119B0	Wood	3-1/4	12
2	T118B	Metal	3-5/8	11-14
2	T118A	Metal	3-5/8	17-24
1	T118G	Metal	3-5/8	36
1	T345XF	All-Purpose	5-1/4	5-10 Progressive

T18CHC T-Shank 18pc Contractor Set with Bonus Storage Case.



Package Quantity	Item#	Material	Overall Length(in)	Teeth per inch
2	T119B0	Wood	3-1/4	12
3	T144DP	Wood	4	6
2	T101B	Wood	4	10
1	T101BR	Wood	4	10
3	T118B	Metal	3-5/8	11-14
3	T118A	Metal	3-5/8	17-24
2	T234X	Wood	4-1/2	8-12 Progressive
1	T345XF	All-Purpose	5-1/4	5-10 Progressive
1	T123X	Metal	4	10-24 Progressive

Saws/Benchtop

Jig Saw Blades

T-Shank/U-Shank: Sets

T-SHANK Assortment Packs continued



TC21HC T-Shank 21pc. Contractor Set with Bonus Storage Case.



Package Quantity	Item#	Material	Overall Length(in)	Teeth per inch
5	T101B	Wood	4	10
5	T144DP	Wood	4	6
2	T345XF	All-Purpose	5-1/4	5-10 Progressive
5	T118A	Metal	3-5/8	17-24
2	T123X	Metal	4	10-24 Progressive
2	T141HM1	Fiber/Plaster	4	6

TW21HC T-Shank 21pc. Woodworking Set with Bonus Storage



Package Quantity	Item#	Material	Overall Length(in)	Teeth per inch
4	T101B	Wood	4	10
4	T144DP	Wood	4	6
4	T101D	Wood	4	5-6
3	T119BO	Wood	3-1/4	12
3	T244D	Wood	4	5-6
3	T101A0	Laminate	3-1/4	20

T30C T-Shank 30pc. Contractor Set.



Package Quantity	Item#	Material	Overall Length(in)	Teeth per inch
10	T101B	Wood	4	10
5	T101D	Wood	4	5-6
5	T144D	Wood	4	5-6
5	T118A	Metal	3-5/8	17-24
5	T118B	Metal	3-3/8	11-14

T30W T-Shank 30pc Woodworking Set.



Package Quantity	Item#	Material	Overall Length(in)	Teeth per inch
10	T101B	Wood	4	10
10	T101D	Wood	4	5-6
10	T144D	Wood	4	5-6

U-SHANK Assortment Packs



U503 U-Shank 3pc Laminate Flooring Set.



Package Quantity	Item#	Material	Overall Length(in)	Teeth per inch
2	U1BIF	Laminate Flooring	2-3/4	14
1	U1A0F	Laminate Curved	2-3/4	20

U567A3 U-Shank 3pc. Progressor Assortment Set



Package Quantity	Item#	Material	Overall Length(in)	Teeth per inch
1	U123X	Metal	3-5/8	10-24 Progressive
1	U234X	Wood	4-1/4	8-12 Progressive
1	U345XF	All-Purpose	5	5-10 Progressive

U502A5 U-Shank 5pc. Assortment Set.



Package Quantity	Item#	Material	Overall Length(in)	Teeth per inch
1	U101B	Wood	3-5/8	10
1	U101D	Wood	4	6
1	U101A0	Wood	2-3/4	20
1	U118A	Metal	3-1/8	17-24
1	U118B	Metal	3-1/8	11-14

U501A5 U-Shank 5pc. Bi-Metal Assortment Set.



Package Quantity	Item#	Material	Overall Length(in)	Teeth per inch
1	U144DF	BI-METAL	4	5-6 Progressive
1	U118BF	BI-METAL	3-1/8	11-14 Progressive
1	U118EF	BI-METAL	3-1/8	14-18 Progressive
1	U118AF	BI-METAL	2-3/4	17-24 Progressive
1	U118GF	BI-METAL	2-3/4	36

U10RC U-Shank 10pc. Robust Case Set (Wood).



Package Quantity	Item#	Material	Overall Length(in)	Teeth per inch
1	U144D	Wood	3-5/8	5-6
1	U101BR	Wood	3-5/8	10
2	U101B	Wood	3-5/8	10
1	U234X	Wood	4-1/4	8-12 Progressive
2	U101A0	Wood	2-3/4	20
1	U118B	Metal	3-1/8	11-14
1	U118A	Metal	3-1/8	17-24
1	U345XF	All-Purpose	5	5-10 Progressive

U10CSC U-Shank 10pc Contractor Set with Bonus Storage Pouch.



Package Quantity	Item#	Material	Overall Length(in)	Teeth per inch
2	U101B	Wood	3-5/8	10
2	U144D	Wood	3-5/8	5-6
2	U119BO	Wood	2-3/4	12
1	U118A	Metal	3-1/8	17-24
1	U118B	Metal	3-1/8	11-14
1	U345XF	All-Purpose	5	5-10 Progressive
1	U234X	Wood	4-1/4	8-12 Progressive

U500A10 U-Shank 10pc. Assortment with Re-Usable Storage



Package Quantity	Item#	Material	Overall Length(in)	Teeth per inch
2	U101B	Wood	3-5/8	10
2	U144CD	Wood	3-5/8	5-6
2	U119BO	Wood	2-3/4	12
2	U118A	Metal	3-1/8	17-24
2	U118B	Metal	3-1/8	11-14

U14CPSC U-Shank 14pc. Contractor Set with Bonus Storage Pouch.



Package Quantity	Item#	Material	Overall Length(in)	Teeth per inch
2	U19B0	Wood	2-3/4	12
2	U101B	Wood	3-5/8	10
1	U144D	Wood	4	6
3	U234X	Wood	4-1/4	8-12 Progressive
2	U118A	Metal	3-1/8	17-24
2	U118B	Metal	3-1/8	11-14
1	U118G	Metal	2-3/4	36
1	U123X	Metal	3-5/8	10-24 Progressive



Bosch Reciprocating Saw Blades

The Bosch line of reciprocating saw blades is the most expansive in today's market, with a complete line of blades across 5 categories. Premium, demolition, heavy use, specialty and standard blades are available to cover a wide variety of applications and levels of usage.



Premium Blades

- Longest life in metal cutting applications



Saws/Benchtop

Edge Recip Blades

NEW



Extra Long Life in Metal Cutting Applications



Patented 2x2 tooth geometry
for up to 20% faster cutting in metal

Micro-Blast tooth treatment
for precision cutting edge that keeps the teeth sharper longer

Increased body height and thickness
for straighter cuts with less vibration

*When it comes to metal demolition, Bosch Edge Cuts 65% faster and lasts 2X longer than Lenox® Gold™ Demolition blade**

Powder metal steel alloy



Bosch Micro-Edge Technology™
Specially treated, well defined clean surfaces. Results in prolonged life.



Standard Technology
Uneven, rough tooth surface. Teeth tear much faster resulting in shorter life.

*Based on independent head to head testing of 9" demolition blades performed by Onspex. Lenox and Lenox Gold are registered trademarks of Newell Inc; Milwaukee and The Wrecker are trademarks of TTI.

Reciprocating Saw Blades

Premium

Premium Blades Reciprocating Saw Blade Line

100% HEAVY METAL™

NEW

Ideal for repetitive, precise, accurate angle cuts in thin to medium gauge metal pipes and profiles



Item #	TPI	Kerf	Length (in)	Composite Material	Pack Quantity
RECM6X2	14+18	.035"	6"	Bi-Metal	5
RECM6X2-25P*	14+18	.035"	6"	Bi-Metal	25 (bulk)
RECM6X2-25B**	14+18	.035"	6"	Bi-Metal	25 (bulk)
RECM9X2	14+18	.035"	9"	Bi-Metal	5
RECM9X2-25P*	14+18	.035"	9"	Bi-Metal	25 (bulk)
RECM9X2-25B**	14+18	.035"	9"	Bi-Metal	25 (bulk)

100% HEAVY METAL™

NEW

Ideal for repetitive, fast, accurate angle cuts in thick gauge metal pipes and profiles



Item #	TPI	Kerf	Length (in)	Composite Material	Pack Quantity
RESM6X2	8+10	.042"	6"	Bi-Metal	5
RESM6X2-25P*	8+10	.042"	6"	Bi-Metal	25 (bulk)
RESM6X2-25B**	8+10	.042"	6"	Bi-Metal	25 (bulk)
RESM9X2	8+10	.042"	9"	Bi-Metal	5
RESM9X2-25P*	8+10	.042"	9"	Bi-Metal	25 (bulk)
RESM9X2-25B**	8+10	.042"	9"	Bi-Metal	25 (bulk)

100% METAL DEMOLITION™

NEW

Ideal for demolition work in metal



Item #	TPI	Kerf	Length (in)	Composite Material	Pack Quantity
REDM6X2	8+10	.062"	6"	Bi-Metal	5
REDM6X2-25B**	8+10	.062"	6"	Bi-Metal	25 (bulk)
REDM6X2-25P*	8+10	.062"	6"	Bi-Metal	25 (bulk)
REDM9X2	8+10	.062"	9"	Bi-Metal	5
REDM9X2-25B**	8+10	.062"	9"	Bi-Metal	25 (bulk)
REDM9X2-25P*	8+10	.062"	9"	Bi-Metal	25 (bulk)

*P= Plastic Container, B=Box



Demolition

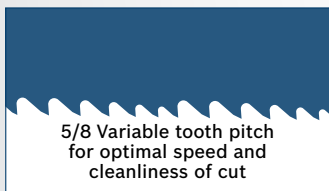
- Long Life
- Thickest kerf for the straightest cuts with least vibration



Demolition for Wood with Nails

Exaggerated Tip
Easy plunge cuts

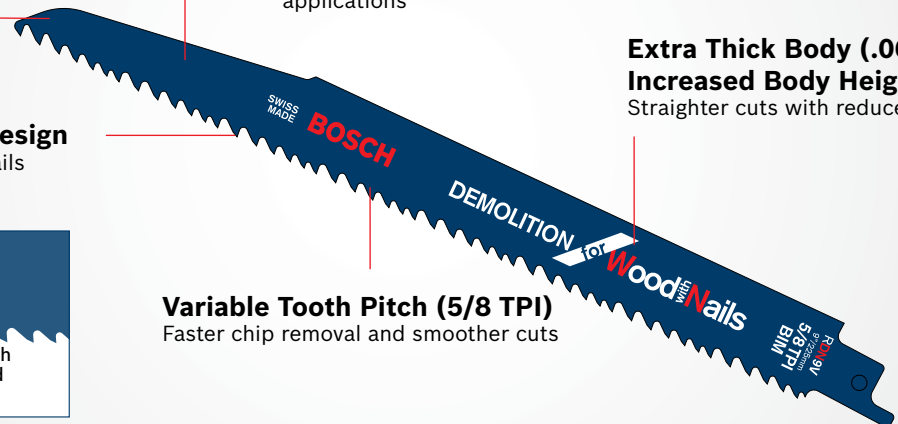
Reinforced Tooth Design
Long life in wood with nails



Taper Back Body
Easier starts in tough-to-reach applications

Extra Thick Body (.062") and Increased Body Height (7/8")
Straighter cuts with reduced vibration

Variable Tooth Pitch (5/8 TPI)
Faster chip removal and smoother cuts



Saws/Benchtop

Demolition Reciprocating Saw Blade Line

DEMOLITION for Wood with Nails Wood/Metal

Demolition for Wood with Nails

Variable 5/8 tooth pitch ideal for heavy demolition work in wood with nails, but strong enough to handle thick metals and other materials




Item #	TPI	Kerf	Length (in.)	Composite Material	Pack Quantity
RDN6V	5/8	.062	6	Bi-Metal	5
RDN6V-25P*	5/8	.062	6	Bi-Metal	25 (bulk)
RDN6V-25B*	5/8	.062	6	Bi-Metal	25 (bulk)
RDN9V	5/8	.062	9	Bi-Metal	5
RDN9V-25P*	5/8	.062	9	Bi-Metal	25 (bulk)
RDN9V-25B*	5/8	.062	9	Bi-Metal	25 (bulk)
RDN12V	5/8	.062	12	Bi-Metal	5
RDN12V-25P*	5/8	.062	12	Bi-Metal	25 (bulk)
RDN12V-25B*	5/8	.062	12	Bi-Metal	25 (bulk)

DEMOLITION for Metal Metal

Demolition for Metal

Patented 2x2 tooth pitch (8+10 TPI) ideal for fast cutting in metals



Item #	TPI	Kerf	Length (in.)	Composite Material	Pack Quantity
RDM6X2	8+10	.062	6	Bi-Metal	5
RDM6X2-25P*	8+10	.062	6	Bi-Metal	25 (bulk)
RDM6X2-25B*	8+10	.062	6	Bi-Metal	25 (bulk)
RDM9X2	8+10	.062	9	Bi-Metal	5
RDM9X2-25P*	8+10	.062	9	Bi-Metal	25 (bulk)
RDM9X2-25B*	8+10	.062	9	Bi-Metal	25 (bulk)

*P= Plastic Container, B=Box

Reciprocating Saw Blades

Demolition

Demolition Reciprocating Saw Blade Line Cont'd.

DEMOLITION Demolition Demolition

for Demolition

Tooth pitch designed for all purpose applications such as sandwich materials, metals, plastics and wood with nails




Item #	TPI	Kerf	Length (in.)	Composite Material	Pack Quantity
RD6V	10/14	.05	6	Bi-Metal	5
RD6V-25P*	10/14	.05	6	Bi-Metal	25 (bulk)
RD6V-25B*	10/14	.05	6	Bi-Metal	25 (bulk)
RD9V	10/14	.05	9	Bi-Metal	5
RD9V-25P*	10/14	.05	9	Bi-Metal	25 (bulk)
RD9V-25B*	10/14	.05	9	Bi-Metal	25 (bulk)
RD12V	10/14	.05	12	Bi-Metal	5
RD12V-25B*	10/14	.05	12	Bi-Metal	25 (bulk)

special Rescue Demolition Specialty

Special for Rescue and Demolition

Patented glow-in-the-dark coating for high visibility in extreme conditions



Item #	TPI	Kerf	Length (in.)	Composite Material	Pack Quantity
RRD6V	10/14	.05	6	Bi-Metal	5
RRD6V-25P*	10/14	.05	6	Bi-Metal	25 (bulk)
RRD9V	10/14	.05	9	Bi-Metal	5
RRD9V-25P*	10/14	.05	9	Bi-Metal	25 (bulk)
RRD12V	10/14	.05	12	Bi-Metal	5
RRD12V-25P*	10/14	.05	12	Bi-Metal	25 (bulk)

Saws/Benchtop

Heavy Use Applications

- Longer Life
- Thick kerf for straighter cuts with less vibration



Heavy Use

Progressor® Recip Blades

Cut thin and thick material with 1 blade.

Taper Back Body

Easier starts in tough-to-reach applications

Exaggerated Tip
Easy plunge cuts



THICK MATERIAL
Large teeth

THIN MATERIAL
Small teeth

Heavy Use Reciprocating Saw Blade Line

PROGRESSOR Wood

PROGRESSOR® for Wood

Progressive tooth pitch for cutting various thicknesses of wood and wood materials



Item #	TPI	Kerf	Length (in.)	Composite Material	Pack Quantity
RPRW8	6-10	.050	8	HCS	5
RPRW8-25B*	6-10	.050	8	HCS	25 (bulk)

*P= Plastic Container, B=Box



For more details visit Boschtools.com

Reciprocating Saw Blades

Heavy Use



Heavy Use Reciprocating Saw Blade Line Cont'd.

speed Heavy Metal Metal

Speed for Heavy Metal

Patented 2x2 tooth pitch (8+10 TPI) ideal for fast cuts in metal



Item #	TPI	Kerf	Length (in.)	Composite Material	Pack Quantity
RSM6X2	8+10	.042	6	Bi-Metal	5
RSM6X2-25P*	8+10	.042	6	Bi-Metal	25 (bulk)
RSM6X2-25B*	8+10	.042	6	Bi-Metal	25 (bulk)
RSM9X2	8+10	.042	9	Bi-Metal	5
RSM9X2-25P*	8+10	.042	9	Bi-Metal	25 (bulk)
RSM9X2-25B*	8+10	.042	9	Bi-Metal	25 (bulk)
RSM12X2	8+10	.042	12	Bi-Metal	5
RSM12X2-25B*	8+10	.042	12	Bi-Metal	25 (bulk)

straight Heavy Metal Metal

Straight for Heavy Metal

7" blade length ideal for most pipe diameters




Item #	TPI	Kerf	Length (in.)	Composite Material	Pack Quantity
RSM7X2	8+10	.050	7	Bi-Metal	5
RSM7X2-25P*	8+10	.050	7	Bi-Metal	25 (bulk)
RSM7X2-25B*	8+10	.050	7	Bi-Metal	25 (bulk)

PROGRESSOR Metal Metal

PROGRESSOR® for Metal

Progressive tooth pitch for cutting various thicknesses of ferrous and non-ferrous metals



Item #	TPI	Kerf	Length (in.)	Composite Material	Pack Quantity
RPRM6	8-14	.050	6	Bi-Metal	5

flush Heavy Metal Metal

Flush for Heavy Metal

Flexible blade and 10" length ideal for flush cutting applications and pallet repair work




Item #	TPI	Kerf	Length (in.)	Composite Material	Pack Quantity
RFM10V	9/12	.035	10	Bi-Metal	5
RFM10V-25P*	9/12	.035	10	Bi-Metal	25 (bulk)
RFM10V-25B*	9/12	.035	10	Bi-Metal	25 (bulk)

clean Heavy Metal Metal

Clean for Heavy Metal

Patented 2x2 tooth geometry (14+18 TPI) ideal for clean cutting in thick metals and provides longer blade life



Item #	TPI	Kerf	Length (in.)	Composite Material	Pack Quantity
RCM6X2	14+18	.042	6	Bi-Metal	5
RCM6X2-25P*	14+18	.042	6	Bi-Metal	25 (bulk)
RCM6X2-25B*	14+18	.042	6	Bi-Metal	25 (bulk)
RCM9X2	14+18	.042	9	Bi-Metal	5
RCM9X2-25P*	14+18	.042	9	Bi-Metal	25 (bulk)
RCM9X2-25B*	14+18	.042	9	Bi-Metal	25 (bulk)
RCM12X2	14+18	.042	12	Bi-Metal	5
RCM12X2-25P*	14+18	.042	12	Bi-Metal	25 (bulk)
RCM12X2-25B*	14+18	.042	12	Bi-Metal	25 (bulk)

scroll Metal Metal

Scroll for Metal

Blade body designed for scroll work



Item #	TPI	Kerf	Length (in.)	Composite Material	Pack Quantity
RSM418	18	.035	4	Bi-Metal	5

*P= Plastic Container, B=Box

Reciprocating Saw Blades

Heavy Use

Heavy Use Reciprocating Saw Blade Line Cont'd.

heavy Wood with Nails All-Purpose

HEAVY for Wood with Nails

Taller body improves accuracy and decreases vibration.
Taper nose allows for plunge cutting




Item #	TPI	Kerf	Length (in.)	Composite Material	Pack Quantity
RHN66	6	.053	6	Bi-Metal	5
RHN66-25P*	6	.053	6	Bi-Metal	25 (bulk)
RHN66-25B*	6	.053	6	Bi-Metal	25 (bulk)
RHN96	6	.053	9	Bi-Metal	5
RHN96-25P*	6	.053	9	Bi-Metal	25 (bulk)
RHN96-25B*	6	.053	9	Bi-Metal	25 (bulk)
RHN126	6	.053	12	Bi-Metal	5
RHN126-25P*	6	.053	12	Bi-Metal	25 (bulk)
RHN126-25B*	6	.053	12	Bi-Metal	25 (bulk)

PROGRESSOR All Purpose All-Purpose

PROGRESSOR® for All Purpose

Progressive tooth pitch for cutting various material thicknesses in wood, plastic and metal



Item #	TPI	Kerf	Length (in.)	Composite Material	Pack Quantity
RPRAP6	6-12	.050	6	Bi-Metal	5
RPRAP6-25P*	6-12	.050	6	Bi-Metal	25 (bulk)
RPRAP8	6-12	.050	8	Bi-Metal	5
RPRAP8-25B*	6-12	.050	8	Bi-Metal	25 (bulk)

clean Thin Materials All-Purpose

Clean for Thin Materials

Patented 2x2 tooth pitch (14+18) and special tooth geometry ideal for clean cuts in thin materials



Item #	TPI	Kerf	Length (in.)	Composite Material	Pack Quantity
RCTM6X2	14+18	.042	6	Bi-Metal	5
RCTM6X2-25P*	14+18	.042	6	Bi-Metal	25 (bulk)
RCTM6X2-25B*	14+18	.042	6	Bi-Metal	25 (bulk)

speed Wood with Nails All-Purpose

Speed for Wood with Nails

Variable tooth pitch increases speed over standard 6 TPI blades. Tapered nose allows for curved cutting



Item #	TPI	Kerf	Length (in.)	Composite Material	Pack Quantity
RSN6V	5/8	.050	6	Bi-Metal	5
RSN6V-25B*	5/8	.050	6	Bi-Metal	25 (bulk)
RSN9V	5/8	.050	9	Bi-Metal	5
RSN9V-25P*	5/8	.050	9	Bi-Metal	25 (bulk)
RSN9V-25B*	5/8	.050	9	Bi-Metal	25 (bulk)

*P= Plastic Container, B=Box



Specialty

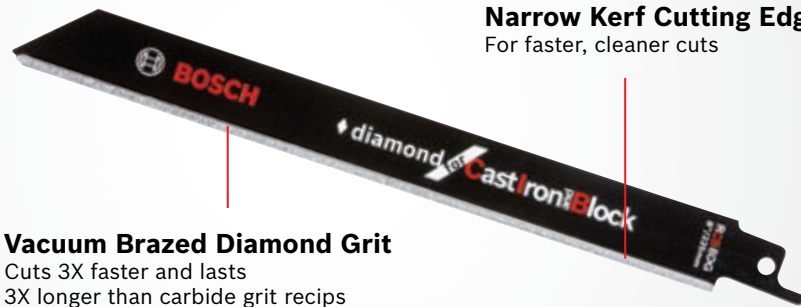
- Cast iron
- Block
- Stainless steel
- Cement/fiber board
- Plaster
- Drywall



Diamond Grit Recip Blades

NEW

3X Longer
3X Faster



Narrow Kerf Cutting Edge
For faster, cleaner cuts

Vacuum Brazed Diamond Grit
Cuts 3X faster and lasts
3X longer than carbide grit recips

Saws/Benchtop

Specialty Applications Reciprocating Saw Blade Line

◆ diamond **Cast Iron+Block**

Specialty

NEW

Diamond for Cast Iron+Block

Diamond grit cutting edge for cutting cinder block, brick, cast iron, pipe and other abrasive materials, 3X faster and 3X longer life than carbide grit blades



Item #	TPI	Kerf	Length (in.)	Composite Material	Pack Quantity
RCB8DG	Grit	.050	8	Diamond	1

◆ carbide **Cast Iron+Block**

Specialty

Carbide for Cast Iron+Block

Carbide grit cutting edge for cutting cinder block, brick, cast iron, pipe and other abrasive materials



Item #	TPI	Kerf	Length (in.)	Composite Material	Pack Quantity
RCB6G-2	30 Grit	.032	6	Carbide	2
RCB9G-2	30 Grit	.050	9	Carbide	2

◆ carbide **Stainless Steel**

Specialty

Carbide for Stainless Steel

Full strip of carbide teeth brazed to body optimizes cutting performance in stainless steel



Item #	TPI	Kerf	Length (in.)	Composite Material	Pack Quantity
RS418-2	18	.039	4	Carbide	1
RS618-2	18	.039	6	Carbide	1

Reciprocating Saw Blades

Specialty/Standard

Specialty Applications Reciprocating Saw Blade Line Cont'd.

carbide Cement Board/Fiber/Plaster Specialty

Carbide for Cement Board/Fiber/Plaster

Individually braised carbide teeth for abrasive applications like cement board, fiberglass and plasterboard

Item #	TPI	Kerf	Length (in.)	Composite Material	Pack Quantity
RCFP66-2	6	.039	6	Carbide	1
RCFP93-2	3	.039	9	Carbide	1
RCFP123-2	3	.050	12	Carbide	1



clean Drywall Specialty

Clean for Drywall

0° tooth pitch minimizes drywall tearing

Item #	TPI	Kerf	Length (in.)	Composite Material	Pack Quantity
RDW66	6	.050	6	Bi-Metal	5



Standard

Thin kerf for fast flexible cutting



Standard

Standard Usage Reciprocating Saw Blade Line

Wood Wood

For Wood

Fleam ground super sharp cutting teeth offer fastest cutting blade for wood materials. Not recommended for wood with nails



Item #	TPI	Kerf	Length (in.)	Composite Material	Pack Quantity
RW66	6	.050	6	HCS	5
RW66-25B*	6	.050	6	HCS	25 (bulk)
RW96	6	.050	9	HCS	5
RW96-25B*	6	.050	9	HCS	25 (bulk)
RW126	6	.050	12	HCS	5
RW126-25B*	6	.050	12	HCS	25 (bulk)

Pruning Wood

For Pruning

Hardened fleam ground teeth ideal for green, wet woods, pressure treated lumber, and all other wood applications.




Item #	TPI	Kerf	Length (in.)	Composite Material	Pack Quantity
RP95	5	.059	9	HCS	5
RP125	5	.059	12	HCS	5
RP125-25B*	5	.059	12	HCS	25 (bulk)

Metal Metal

For Metal

Ideal for ferrous and non-ferrous metals



Item #	TPI	Kerf	Length (in.)	Composite Material	Pack Quantity
RM414	14	.035	4	Bi-Metal	5
RM614	14	.035	6	Bi-Metal	5
RM614-25B*	14	.035	6	Bi-Metal	25 (bulk)
RM914	14	.035	9	Bi-Metal	5
RM914-25B*	14	.035	9	Bi-Metal	25 (bulk)
RM418	18	.035	4	Bi-Metal	5
RM618	18	.035	6	Bi-Metal	5
RM618-25B*	18	.035	6	Bi-Metal	25 (bulk)

*P= Plastic Container, B=Box



For more details visit
Boschtools.com

Standard Reciprocating Saw Blade Line Cont'd.

16° Metal Metal

For Metal

Ideal for ferrous and non-ferrous metals



Item #	TPI	Kerf	Length (in.)	Composite Material	Pack Quantity
RM918	18	.035	9	Bi-Metal	5
RM918-25B*	18	.035	9	Bi-Metal	25 (bulk)
RM1218	18	.035	12	Bi-Metal	5
RM1218-25B*	18	.035	12	Bi-Metal	25 (bulk)
RM424	24	.035	4	Bi-Metal	5
RM624	24	.035	6	Bi-Metal	5
RM624-25B*	24	.035	6	Bi-Metal	25 (bulk)
RM924	24	.035	9	Bi-Metal	5
RM924-25B*	24	.035	9	Bi-Metal	25 (bulk)

16° Wood with Nails All-Purpose

For Wood with Nails

Thinner blade allows for faster cutting in wood with nails



Item #	TPI	Kerf	Length (in.)	Composite Material	Pack Quantity
RN66	6	.035	6	Bi-Metal	5
RN66-25B*	6	.035	6	Bi-Metal	25 (bulk)
RN96	6	.035	9	Bi-Metal	5
RN96-25B*	6	.035	9	Bi-Metal	25 (bulk)
RN126	6	.035	12	Bi-Metal	5
RN126-25B*	6	.035	12	Bi-Metal	25 (bulk)

16° AllPurpose All-Purpose

For All-Purpose

Thinner blade allows for faster cutting in wood, plastic, metal and sandwich materials



Item #	TPI	Kerf	Length (in.)	Composite Material	Pack Quantity
RAP610	10	.035	6	Bi-Metal	5
RAP610-25B*	10	.035	6	Bi-Metal	25 (bulk)
RAP910	10	.035	9	Bi-Metal	5
RAP910-25B*	10	.035	9	Bi-Metal	25 (bulk)
RAP1210	10	.050	12	Bi-Metal	5
RAP1210-25B*	10	.050	12	Bi-Metal	25 (bulk)
RAP6V	10/14	.035	6	Bi-Metal	5
RAP6V-25B*	10/14	.035	6	Bi-Metal	25 (bulk)
RAP9V	10/14	.035	9	Bi-Metal	5
RAP9V-25B*	10/14	.035	9	Bi-Metal	25 (bulk)
RAP12V	10/14	.035	12	Bi-Metal	5
RAP12V-25B*	10/14	.035	12	Bi-Metal	25 (bulk)

*P= Plastic Container, B=Box

Technical Blade Anatomy

TPI: Teeth per inch:

A lower TPI results in a faster, rougher cut. A higher TPI results in a cleaner cut. In a variable tooth pitch, the teeth change along the length of the blade allowing the user to get both faster and cleaner cuts.

Gullet: Space between each tooth

The gullet collects and clears out the material being cut. A deeper gullet clears material more efficiently than a shallow gullet.

Blade shapes: Taper and non-taper

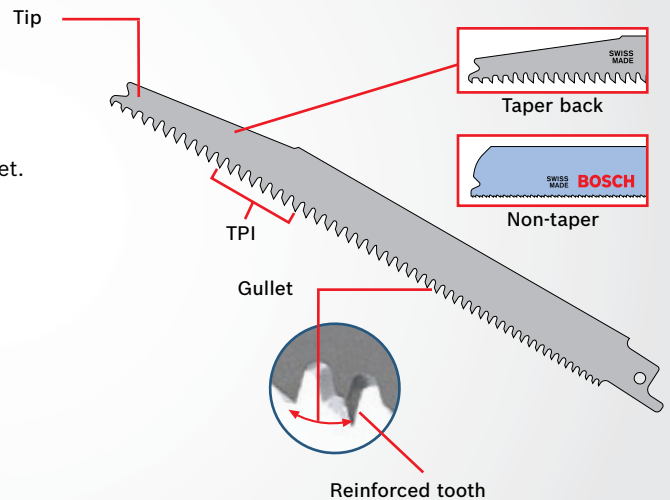
Taper back blades are designed for plunge cutting, curve cuts and easier starts in tough to reach applications.

Kerf: Body thickness

Thin kerf blades offer faster cutting and flexibility for flush cutting. Thicker kerfs offer straighter and more stable cutting.

Reinforced tooth: Wide tooth base with a smaller gullet

Strengthened tooth design that results in longer life.



Reciprocating Saw Blades

Set Assortments

Reciprocating Saw Blade Sets



10pc. Edge Heavy Metal Set

Includes:

RECM6X2 (2)	(Heavy Metal)
RECM9X2 (2)	(Heavy Metal)
RESM6X2 (2)	(Heavy Metal)
REDM6X2 (2)	(Metal Demolition)
REDM9X2 (2)	(Metal Demolition)

BONUS Storage Pouch

RE10PK



10pc. All-Purpose Set

Includes:

RM614 (2)	(Metal Cutting)
RM618 (2)	(Metal Cutting)
RN66 (2)	(Wood with Nails)
RN96 (1)	(Wood with Nails)
RW66 (3)	(Wood)

BONUS Storage Pouch

RAP10PK



12pc. Demolition Set

Includes:

RDM6X2 (2)	(Demo for Metal)
RDM9X2 (1)	(Demo for Metal)
RDN6V (2)	(Demo Wood w/ Nails)
RDN9V (2)	(Demo Wood w/ Nails)
RD6V (3)	(Demolition)
RSW93 (2)	(Wood)

BONUS Storage Pouch

RD12PK



6pc. Demolition Set

Includes:

RHN66 (1)	(Heavy-Duty Wood/Nails)
RHN96 (1)	(Heavy-Duty Wood/Nails)
RHN126 (1)	(Heavy-Duty Wood/Nails)
RSM7X2 (1)	(Heavy Metal)
RPRAP6 (1)	(All-Purpose)
RCCFP66 (1)	(Cement/Plaster Board)

BONUS Storage Pouch

RD6SC



Professional Series Circular Saw Blades

Laser Cut Body Slots
Reduce noise and vibration

Dyanite® Carbide Teeth
Stay sharp up to 6X longer than standard carbide

Laser Cut Expansion Slots
Reduce blade warping

Tri-Metal Shim Braze
Increases impact resistance for longer life



Tension Ring
Adds strength to withstand heat and side loads without warping or deflection

Anti Friction Coating
Resists gum and pitch build up to increase speed of cut

Bosch offers a complete line of woodworking and specialty saw blades for the professional user

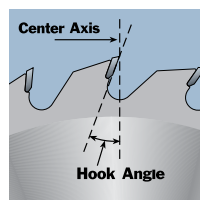
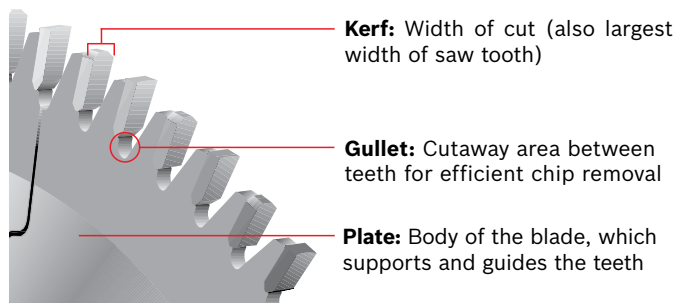
Saws/Benchtop

Grind Configuration

Shape and pattern of teeth, which determines application and performance

Grind Type	Primary Application
<p>Flat Top Grind (FTG)</p>	Ripping, grooving and joints
<p>Alternate Top Bevel (ATB)</p>	Crosscutting, cutoff and trim of wood & plywood
<p>Triple Chip Grind (TCG)</p>	Hard wood, non-ferrous metals, plastics
<p>Multi-Purpose Carbide Tip (MCT)</p>	Combination tooth grind. Ripping and crosscutting of wood and composites
<p>Tri-Grind (TRI)</p>	Combined ATB and FTG – Fast, clean rip and crosscuts
<p>Solid Surface Grind (SSG)</p>	Optimized for clean cuts and long life in dense synthetic materials

Blade Anatomy



Hook angle: Angle of tooth relative to blade radius, which determines aggressiveness of cut and workpiece finish

Woodworking Blades

General Purpose

- Designed to produce clean cuts in a variety of operations
- Ideal for ripping or crosscutting when using a single blade
- For use on soft and hard woods and wood products



Item #	Diameter	Teeth	Arbor size	Grind Type	Hook Angle	Plate Thickness	Kerf	Tools
PRO840GP	8"	40	5/8"	ATB	12°	.086"	.120"	Circular/Table/Miter/Radial Arm
PRO1040GP	10"	40	5/8"	ATB	15°	.086"	.128"	Table/Miter/Radial Arm
PRO1260GP	12"	60	1"	ATB	12°	.103"	.145"	Table/Miter/Radial Arm
PRO1480GP	14"	80	1"	ATB	10°	.110"	.152"	Stationary
PRO1680GP	16"	80	1"	ATB	10°	.130"	.172"	Stationary
PRO1880GP	18"	80	1"	ATB	10°	.130"	.184"	Stationary

Combination

- Classic tooth and gullet design for clean ripping and crosscutting in wood
- Work well on composites and man-made panels
- Optimized for multi-purpose hand-feed table saw applications



Item #	Diameter	Teeth	Arbor size	Grind Type	Hook Angle	Plate Thickness	Kerf	Tools
PRO840COMB	8"	40	5/8"	MCT	15°	.086"	.118"	Table
PRO940COMB	9"	40	5/8"	MCT	15°	.086"	.127"	Table
PRO1050COMB	10"	50	5/8"	MCT	15°	.086"	.128"	Table
PRO1260COMB	12"	60	1"	MCT	15°	.103"	.145"	Table
PRO1470COMB	14"	70	1"	MCT	15°	.110"	.152"	Table

Ripping

- Designed for fast ripping in soft and hard woods
- Rigid bodies keep blade true in long workpieces and demanding cuts



Item #	Diameter	Teeth	Arbor size	Grind Type	Hook Angle	Plate Thickness	Kerf	Tools
PRO824RIP	8"	24	5/8" ⬠*	ATB	20°	.086"	.120"	Circular/Table
PRO1024RIP	10"	24	5/8"	FTG	20°	.086"	.128"	Table
PRO1236RIP	12"	36	1"	FTG	20°	.103"	.145"	Table
PRO1436RIP	14"	36	1"	FTG	20°	.110"	.156"	Stationary
PRO1648RIP	16"	48	1"	ATB	15°	.130"	.176"	Stationary
PRO1860RIP	18"	60	1"	ATB	10°	.130"	.184"	Stationary

Noise/Vibration Reduced

- Feature computer-designed laser cut slots in body to reduce noise and vibration up to 20%
- Exceptionally fine finish that virtually eliminates sanding and fitting of parts



Item #	Diameter	Teeth	Arbor size	Grind Type	Hook Angle	Plate Thickness	Kerf	Tools
PRO1072VF	10"	72	5/8"	TRI	10°	.086"	.128"	Miter/Table/Radial Arm
PRO1296VF	12"	96	1"	TRI	10°	.103"	.145"	Miter/Table/Radial Arm

Plywood and Finishing

- Minimize chipping and tearout when cutting plywood
- Higher tooth count produces excellent results on laminated or veneered panels
- Produce clean crosscuts in hard and soft wood



Item #	Diameter	Teeth	Arbor size	Grind Type	Hook Angle	Plate Thickness	Kerf	Tools
PRO860FIN	8"	60	5/8"	ATB	12°	.086"	.132"	Circular/Table/Miter/Radial Arm
PRO960FIN	9"	60	5/8"	ATB	12°	.086"	.120"	Table/Miter/Radial Arm
PRO1060FIN	10"	60	5/8"	ATB	12°	.086"	.120"	Table/Miter/Radial Arm
PRO1080FIN	10"	80	5/8"	ATB	12°	.086"	.120"	Table/Miter/Radial Arm
PRO1280FIN	12"	80	1"	ATB	12°	.103"	.145"	Table/Miter/Radial Arm
PRO14100FIN	14"	100	1"	ATB	10°	.110"	.152"	Stationary
PRO16100FIN	16"	100	1"	ATB	10°	.130"	.174"	Stationary
PRO18100FIN	18"	100	1"	ATB	10°	.130"	.184"	Stationary

*⬠ = diamond knockout

Circular Saw Blades

Woodworking/Precision



Miter

- Optimized for straight or compound angles where precise cuts are critical
- Tensioned plates maintain flatness and stability for the life of the blade



Item #	Diameter	Teeth	Arbor size	Grind Type	Hook Angle	Plate Thickness	Kerf	Tools
PRO8548SM	8-1/2"	48	5/8"	TRI	0°	.070"	.108"	Miter/Table/Radial Arm
PRO1072SM	10"	72	5/8"	TRI	0°	.086"	.118"	Miter/Table/Radial Arm
PRO1296SM	12"	96	1"	TRI	0°	.103"	.134"	Miter/Table/Radial Arm

Chipboard/OSB

- Fast sizing of chipboard/OSB sheets and stacked sheets
- Cut laminates, plastics, PVC, acrylics, polyurethane and similar synthetics




Item #	Diameter	Teeth	Arbor size	Grind Type	Hook Angle	Plate Thickness	Kerf	Tools
PRO860CHB	8"	60	5/8"	TCG	10°	.086"	.120"	Circular/Table/Miter/Radial Arm
PRO1040CHB	10"	40	5/8"	TCG	10°	.086"	.120"	Table/Miter/Radial Arm
PRO1060CHB	10"	60	5/8"	TCG	10°	.086"	.120"	Table/Miter/Radial Arm
PRO1080CHB	10"	80	5/8"	TCG	10°	.086"	.120"	Table/Miter/Radial Arm
PRO1248CHB	12"	48	1"	TCG	10°	.103"	.120"	Table/Miter/Radial Arm
PRO1280CHB	12"	80	1"	TCG	10°	.103"	.137"	Table/Miter/Radial Arm
PRO12100CHB	12"	100	1"	TCG	10°	.103"	.148"	Table/Miter/Radial Arm
PRO1460CHB	14"	60	1"	TCG	10°	.110"	.152"	Stationary
PRO1480CHB	14"	80	1"	TCG	10°	.110"	.152"	Stationary
PRO1660CHB	16"	60	1"	TCG	10°	.130"	.172"	Stationary
PRO1680CHB	16"	80	1"	TCG	10°	.130"	.172"	Stationary
PRO1880CHB	18"	80	1"	TCG	10°	.130"	.184"	Stationary

Saws/Benchtop

Laminate

- For clean cutting of laminates, veneered panels, and melamine
- Special negative hook angle eliminates chipping and extends blade life
- Produce excellent finishes on top and bottom of workpiece



Item #	Diameter	Teeth	Arbor size	Grind Type	Hook Angle	Plate Thickness	Kerf	Tools
PRO1080LAM	10"	80	5/8"	TCG	-10°	.086"	.120"	Table/Miter/Radial Arm
PRO1290LAM	12"	90	1"	TCG	-10°	.103"	.139"	Table/Miter/Radial Arm
PRO14100LAM	14"	100	1"	TCG	-10°	.110"	.144"	Stationary
PRO16100LAM	16"	100	1"	TCG	-10°	.130"	.164"	Stationary

Bosch Precision Series

Blades for the value conscious professional. All of our precision series blades have thick, heavy-body plates for minimal runout or blade deflection. Dyanite®, C3 carbide with European-style, extra large, resharpenable teeth provide extra long life and exceptional performance. All blades have laser-cut body slots to reduce noise and vibration for clean, accurate cuts.



Item #	Diameter	Teeth	Arbor Size	Grind Type	Hook Angle	Plate Thickness	Kerf	Tools	Application
PS712RIP*	7-1/4"	12	5/8" ⬠*	FTG	20°	.070"	.114"	Circular	Ripping
PS724GP*	7-1/4"	24	5/8" ⬠*	ATB	20°	.070"	.104"	Circular	Rip/Crosscut
PS740GP*	7-1/4"	40	5/8" ⬠*	ATB	15°	.070"	.104"	Circular	Finishing
PS740LAM*	7-1/4"	40	5/8" ⬠*	TCG	15°	.070"	.104"	Circular	Laminates
PS740NF*	7-1/4"	40	5/8" ⬠*	TCG	15°	.070"	.104"	Circular	Non-Ferrous
PS818NC*	8-1/4"	18	5/8"	TCG	-10°	.086"	.120"	Circular	Nail Cutting
PS840GP*	8-1/4"	40	5/8"	ATB	12°	.086"	.120"	Circular/Table/ Miter/Radial Arm	Rip/Crosscut
PS1024RIP*	10"	24	5/8"	FTG	20°	.086"	.128"	Table/Miter/Radial Arm	Ripping
PS1040GP*	10"	40	5/8"	ATB	15°	.070"	.104"	Table/Miter/Radial Arm	General Purpose
PS1060GP*	10"	60	5/8"	ATB	12°	.086"	.120"	Table/Miter/Radial Arm	Rip/Crosscut
PS1060LAM*	10"	60	5/8"	TCG	10°	.086"	.120"	Table/Miter/Radial Arm	Laminates
PS1060NF*	10"	60	5/8"	TCG	10°	.086"	.120"	Table/Miter/Radial Arm	Non-Ferrous
PS1080FIN*	10"	80	5/8"	ATB	12°	.086"	.120"	Table/Miter/Radial Arm	Finishing
PS1240GP*	12"	40	1"	ATB	12°	.103"	.138"	Table/Miter/Radial Arm	Ripping
PS1260GP*	12"	60	1"	ATB	12°	.103"	.145"	Table/Miter/Radial Arm	Rip/Crosscut
PS1280FIN*	12"	80	1"	ATB	12°	.103"	.145"	Table/Miter/Radial Arm	Finishing

*⬠ = diamond knockout

*Clamshell Packaged


Metal Cutting Circular Saw Blades

Cooler running, longer life, less dust and debris than bonded abrasive wheels

Expansion Slots
Allow blade to expand and contract without warping

Extra-Hard Teeth with 0° Hook Angle
Fast, clean cuts with minimal burrs

Thick Plate, Hard Body
Accurate and true running



Specialty Blades

Steel Cutting

- Designed for steel plate, angle iron, bar stock or pipe
- Extra hard C6 carbide teeth with 0° hook angle produce a fast, clean cut with minimal burrs
- Cooler running, longer life, and less dust and debris than bonded abrasive wheels



Item #	Diameter	Teeth	Arbor size	Grind Type	Hook Angle	Plate Thickness	Kerf	Tools
PRO82540ST	8-1/4"	48	5/8" \diamond^*	TCG	0°	.063"	.078"	Circular
PRO948ST	9"	48	1"	ATB	0°	.063"	.078"	Low RPM Metal Cutting
PRO1048ST	10"	50	1"	TCG	0°	.080"	.090"	Low RPM Metal Cutting
PRO1260ST	12"	60	1"	TCG	0°	.086"	.098"	Low RPM Metal Cutting
PRO1280ST	12"	80	1"	TCG	-5°	.070"	.087"	Low RPM Metal Cutting
PRO1480ST	14"	80	1"	TCG	0°	.078"	.094"	Low RPM Metal Cutting

Non-Ferrous

- Clean cuts in aluminum, brass, copper & other non-ferrous metals and PVC
- Zero to slightly negative hook angles produce clean cuts without binding in extrusions, tubing or other delicate profiles
- Appropriate cutting lubricant recommended for optimal performance



Item #	Diameter	Teeth	Arbor size	Grind Type	Hook Angle	Plate Thickness	Kerf	Tools
PRO72540NF	7-1/4"	40	5/8" \diamond^*	TCG	0°	.070"	.103"	Circular
PRO860NF	8"	60	5/8"	TCG	0°	.086"	.127"	Circular/Table/Miter/Radial Arm
PRO1060NF	10"	60	5/8"	TCG	0°	.086"	.120"	Miter/Table/Radial Arm
PRO1080NF	10"	80	5/8"	TCG	0°	.086"	.127"	Miter/Table/Radial Arm
PRO1280NF	12"	80	1"	TCG	0°	.103"	.144"	Miter/Table/Radial Arm
PRO12100NF	12"	100	1"	TCG	0°	.103"	.145"	Miter/Table/Radial Arm
PRO14100NF	14"	100	1"	TCG	0°	.110"	.152"	Stationary
PRO15100NF	15"	100	1"	TCG	-5°	.086"	.120"	Stationary
PRO16100NF	16"	100	1"	TCG	0°	.130"	.172"	Stationary

* \diamond = diamond knockout



Precision Dado Sets

- Precision-matched components are roll- and hammer-tensioned by hand for perfectly true running
- Bodies are laser cut from nickel-alloy tool steel, ground and hardened to Rockwell 42-44C for durability and cutting accuracy
- Extra-large teeth with tri-metal shim brazing, CNC sharpened with diamond wheels to a razor-sharp edge
- Arbor holes are honed to H7 tolerance (.0007") for precise concentricity to minimize run out
- Produce exceptionally smooth grooves and slots in wood, veneered plywood, and composites
- Cuts widths from 1/4" to 13/16"



Item #	Diameter	Teeth	Arbor size	Outside blades	1/4" chipper	1/8" chipper	1/16" chipper	Tools
PPRO624DADO	6"	24	5/8"	2	1	2	1	Table/Radial Arm
PRO824DADO	8"	24	5/8"	2	1	2	1	Table/Radial Arm
PRO840DADO	8"	40	5/8"	2	1	2	1	Table/Radial Arm

Solid Surface


- Specially designed 45° triple chip grind produces clean cuts in solid surface acrylic and polyester materials
- Tensioned plate provides maximum stability
- Resists deflection for a straight, true cut



Item #	Diameter	Teeth	Arbor size	Grind Type	Hook Angle	Plate Thickness	Kerf	Tools
PRO1060SS	10"	60	5/8"	SSG	10°	.086"	.128"	Table/Miter/Radial Arm
PRO1280SS	12"	80	1"	SSG	10°	.103"	.145"	Table/Miter/Radial Arm
PRO14100SS	14"	100	1"	SSG	10°	.110"	.152"	Stationary

Fiber Cement

- Diamond impregnated tips last up to 100X longer than standard carbide
- Deep, specially-designed gullets help keep dust to a minimum



Item #	Diameter	Teeth	Arbor size	Grind Type	Hook Angle	Plate Thickness	Kerf	Tools
PRO108FC	10"	8	5/8"	FTG/DIAMOND	10°	.070"	.102"	Table/Miter/Radial Arm

Rescue

- Designed for firefighters and other professionals for fast cutting through shingles, nails, wood and other structural components
- Exceptionally robust teeth with -15° hook angle and deep gullets for rapid demolition work in emergency situations
- Use with portable gas-powered saws



Item #	Diameter	Teeth	Arbor size	Grind Type	Hook Angle	Plate Thickness	Kerf	Tools
PRO1212RES	12"	12	1"	TCG	-15°	.103"	.144"	Gas Power Saw
PRO1212RES20	12"	12	20 mm	TCG	-15°	.103"	.129"	Gas Power Saw
PRO1224RES	12"	24	1"	TCG	-15°	.103"	.137"	Gas Power Saw
PRO1224RES20	12"	24	20 mm	TCG	-15°	.103"	.135"	Gas Power Saw
PRO1424RES	14"	24	1"	TCG	-15°	.110"	.144"	Gas Power Saw

Nail Cutting

- The remodelers' choice for cutting lumber, flooring and materials where nails are present
- Special triple-chip grind with -10° hook angle for longer tooth life than conventional saw blades
- Fully hardened plate resists warp and deflection in heavy use



Item #	Diameter	Teeth	Arbor size	Grind Type	Hook Angle	Plate Thickness	Kerf	Tools
PRO82518NC	8-1/4"	18	5/8"D	TCG	-10°	.086"	.120"	Circular

Stabilizers

- Taper ground for maximum stability - Makes cuts more accurate and dampens sound
- Top quality tool steel
- 2 pieces per set



Item #	Diameter	Arbor size	Thickness	Tools
PROSTAB	4"	5/8"	1/8"	Table/Stationary

Saws/Benchtop

Circular Saw Blades

Construction

Construction Series Circular Saw Blades

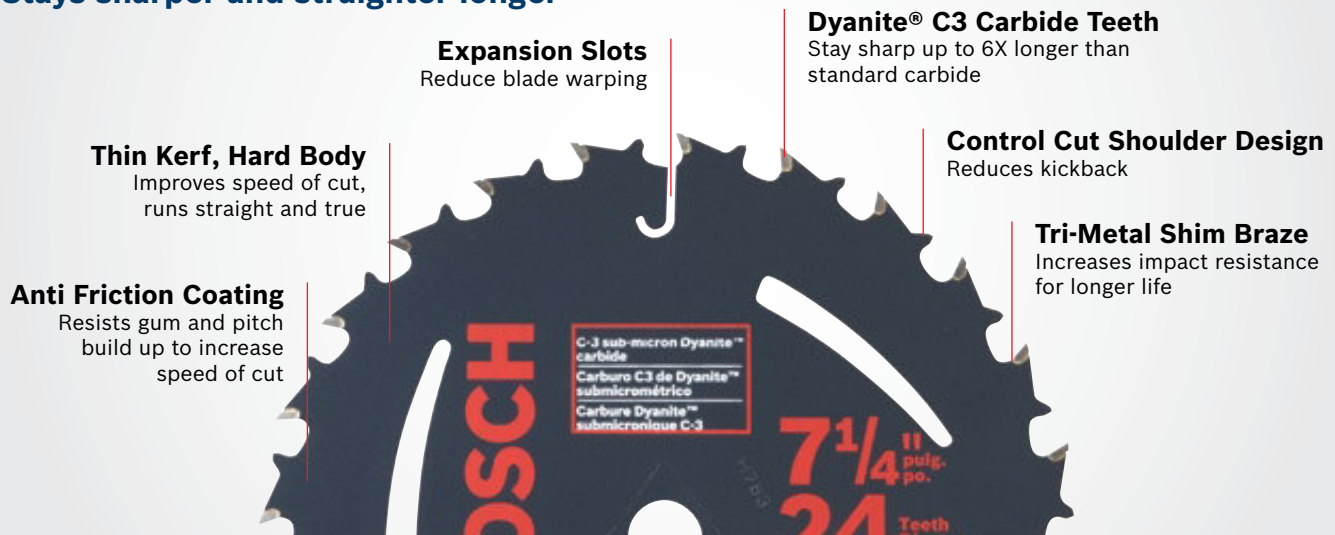


Bosch Construction Series circular saw blades have been designed to fit the needs of today's rugged job site. With proprietary Dyanite® carbide teeth that stay sharper longer and a thin-kerf, hard body design, these blades will outperform and outlast the competition.

Construction Series Circular Saw Blades

Stays sharper and straighter longer

Saws/Benchtop



Construction



Item #	Diameter	Teeth	Arbor Size	Grind Type	Hook Angle	Plate Thickness	Kerf	Max RPM	Qty.	Tools	Application
CB718AB10	7-1/4"	18	5/8" ◇*	ATB	20°	.045"	.068"	7,900	10	Portable/Worm Drive	Fast Ripping
CB718AB25	7-1/4"	18	5/8" ◇*	ATB	20°	.045"	.068"	7,900	25	Portable/Worm Drive	Fast Ripping
CB724AB	7-1/4"	24	5/8" ◇*	ATB	20°	.045"	.068"	7,900	1	Portable/Worm Drive	Framing
CB724AB3	7-1/4"	24	5/8" ◇*	ATB	20°	.045"	.068"	7,900	3	Portable/Worm Drive	Framing
CB724AB10	7-1/4"	24	5/8" ◇*	ATB	20°	.045"	.068"	7,900	10	Portable/Worm Drive	Framing
CB724AB25	7-1/4"	24	5/8" ◇*	ATB	20°	.045"	.068"	7,900	25	Portable/Worm Drive	Framing
WD724B10	7-1/4"	24	◇*	ATB	20°	.045"	.068"	7,900	10	Worm Drive	Framing
WD740B10	7-1/4"	40	◇*	ATB	20°	.045"	.068"	7,900	10	Worm Drive	Finishing
CB740AB	7-1/4"	40	5/8" ◇*	ATB	20°	.045"	.068"	7,900	1	Portable/Worm Drive	Finishing
CB740AB10	7-1/4"	40	5/8" ◇*	ATB	20°	.045"	.068"	7,900	10	Portable/Worm Drive	Finishing
CB714NC	7-1/4"	14	5/8" ◇*	TCG	-11°	.070"	.104"	7,900	1	Portable/Worm Drive	Remodeling/Demolition
CB824	8-1/4"	24	5/8" ◇*	ATB	20°	.070"	.098"	6,900	1	Portable/Worm Drive	Rip/Crosscutting
CB1024	10"	24	5/8"	ATB	20°	.070"	.098"	6,000	1	Miter/Table	Fast ripping
CB1040	10"	40	5/8"	ATB	13°	.070"	.098"	6,000	1	Miter/Table	General Purpose

*◇ = diamond knockout



For more details visit
Boschtools.com

Circular Saw Blades

Fiber Cement/Cordless



Construction (Continued)

Item #	Diameter	Teeth	Arbor Size	Grind Type	Hook Angle	Plate Thickness	Kerf	Max RPM	Qty.	Tools	Application
CB1060	10"	60	5/8"	ATB	13°	.070"	.098"	6,000	1	Miter/Table	Crosscutting
CB1060L	10"	60	5/8"	FTG	0°	.070"	.098"	6,000	1	Miter/Table	Fine crosscutting
CB1080	10"	80	5/8"	ATB	0°	.070"	.098"	6,000	1	Miter/Table/Radial Arm	Ultra fine crosscutting
CB1240	12"	40	1"	ATB	0°	.070"	.098"	4,700	1	Miter/Table	Crosscutting
CB1260	12"	60	1"	TRI	0°	.070"	.098"	4,700	1	Miter/Table	Ripping/Crosscutting
CB1280	12"	80	1"	ATB	0°	.070"	.098"	4,700	1	Miter/Table/Radial Arm	Ultra fine crosscutting

Fiber Cement Circular Saw Blades

Easy cuts with minimal dust

Thin Kerf, Hard Body
Improves speed of cut, runs straight and true

Extra-Large Gullets
Create less dust

Diamond (PCD) or Ultra-Fine Carbide Teeth
Last longer in fiber cement than standard carbide

Anti Friction Coating
Resists heat and build-up

Fiber Cement
Fibrocemento
Fibrociment

Saws/Benchtop

Fiber Cement



Item #	Diameter	Teeth	Arbor Size	Grind Type	Hook Angle	Plate Thickness	Kerf	Max RPM	Tools	Application
CB704FC	7-1/4"	4	5/8" ♦*	FTG/Diamond	10°	.070"	.098"	7,900	Portable/Worm Drive	Fiber cement
CB706FC	7-1/4"	6	5/8" ♦*	FTG	10°	.044"	.068"	7,900	Portable/Worm Drive	Fiber cement

Steel Cutting



Item #	Diameter	Teeth	Arbor Size	Grind Type	Hook Angle	Plate Thickness	Kerf	Max RPM	Tools	Application
CB748ST	7-1/4"	48	5/8" ♦*	TCG	0°	.065"	.079"	7,900	Portable/Worm Drive	Steel Cutting

Cordless Circular Saw Blades



Item #	Diameter	Teeth	Arbor Size	Grind Type	Hook Angle	Plate Thickness	Kerf	Max RPM	Tools	Application
CBCL518A	5-3/8"	18	10mm	ATB	20°	.030"	.054"	4,800	Cordless Portable	Fast Rip/Crosscut
CBCL524A	5-3/8"	24	10mm	ATB	20°	.030"	.054"	4,800	Cordless Portable	Crosscutting
CBCL618A	6-1/2"	18	5/8"	ATB	20°	.039"	.063"	4,800	Cordless Portable	Fast Rip/Crosscut
CBCL624A	6-1/2"	24	5/8"	ATB	20°	.039"	.063"	4,800	Cordless Portable	Crosscutting
CBCL1024	10"	24	5/8"	ATB	10°	.063"	.094"	5,000	Cordless Miter/Table	Fast Rip/Crosscut
CBCL1040	10"	40	5/8"	ATB	15°	.055"	.087"	5,000	Cordless Miter/Table	General Purpose
CBCL1060	10"	60	5/8"	ATB	10°	.063"	.094"	5,000	Cordless Miter/Table	Crosscutting

*♦ = diamond knockout

Hacksaw Frame & Blades

Hacksaw/Band Saw

Hacksaw Frame

High tension frame to hold blades securely



Hacksaw Frame

High tension 12" hacksaw frame



Item #	Description	Frame Dimensions
BHF1202	12" Hacksaw Frame	15-1/2" L X 6-1/2" W X 1" H

Band Saw Blades

- Premium materials resist heat buildup for long life
- Optimized tooth geometry for best performance
- Multiple applications for common band saw sizes



Item #	Length	Width	Thickness	TPI	Material	Application
BS5618-15S	56-1/8"	1/8"	.012"	15	Wood	Scroll
BS5618-6W	56-1/8"	1/4"	.012"	6	Wood	General Purpose
BS5678-6W	56-7/8"	1/4"	.012"	6	Wood	General Purpose
BS5912-15W	59-1/2"	1/8"	.012"	15	Wood	Scroll
BS5912-6W	59-1/2"	1/4"	.012"	6	Wood	General Purpose
BS5912-6H	59-1/2"	3/8"	.012"	6	Wood	Heavy Duty
BS5912-18M	59-1/2"	3/8"	.014"	18	Metal	Metal
BS6412-24M	64-1/2"	1/2"	.020"	24	Metal	Metal
BS72716-15S	72-7/16"	1/8"	.012"	15	Wood	Scroll
BS72716-6W	72-7/16"	1/4"	.020"	6	Wood	General Purpose
BS80-15S	80"	1/8"	.018"	15	Wood	Scroll
BS80-6W	80"	1/4"	.020"	6	Wood	General Purpose
BS80-6H	80"	1/2"	.020"	6	Wood	Heavy Duty
BS82-6W	82"	1/4"	.020"	6	Wood	General Purpose
BS9312-15S	93-1/2"	1/8"	.018"	15	Wood	Scroll
BS9312-6W	93-1/2"	1/4"	.020"	6	Wood	General Purpose
BS9312-18M	93-1/2"	3/8"	.025"	18	Metal	Metal
BS9312-4F	93-1/2"	1/2"	.020"	4 Skip	Wood	Fast

Hacksaw Blades

Bi-metal Hacksaw Blades

Ideal for cutting pipe, solid metals, wood, plastic, or machinable metal



Item #	Description	TPI	Pack Qty
HFM1018	10" Bi-metal Hacksaw Blade	18	10
HFM1024	10" Bi-metal Hacksaw Blade	24	10
HFM1032	10" Bi-metal Hacksaw Blade	32	10
HFM1218	12" Bi-metal Hacksaw Blade	18	10
HFM1224	12" Bi-metal Hacksaw Blade	24	10
HFM1232	12" Bi-metal Hacksaw Blade	32	10
HFM1018-100pk	10" Bi-metal Hacksaw Blade	18	100
HFM1024-100pk	10" Bi-metal Hacksaw Blade	24	100
HFM1032-100pk	10" Bi-metal Hacksaw Blade	32	100
HFM1218-100pk	12" Bi-metal Hacksaw Blade	18	100
HFM1224-100pk	12" Bi-metal Hacksaw Blade	24	100
HFM1232-100pk	12" Bi-metal Hacksaw Blade	32	100

High Carbon Steel Hacksaw Blades

Ideal for cutting mild steel, copper, brass, aluminum and other like materials



Item #	Description	TPI	Pack Qty
HBM1018	10" Carbon Steel Hacksaw Blade	18	10
HBM1024	10" Carbon Steel Hacksaw Blade	24	10
HBM1032	10" Carbon Steel Hacksaw Blade	32	10
HBM1218	12" Carbon Steel Hacksaw Blade	18	10
HBM1224	12" Carbon Steel Hacksaw Blade	24	10
HBM1232	12" Carbon Steel Hacksaw Blade	32	10
HBM1018-100pk	10" Carbon Steel Hacksaw Blade	18	100
HBM1024-100pk	10" Carbon Steel Hacksaw Blade	24	100
HBM1032-100pk	10" Carbon Steel Hacksaw Blade	32	100
HBM1218-100pk	12" Carbon Steel Hacksaw Blade	18	100
HBM1224-100pk	12" Carbon Steel Hacksaw Blade	24	100
HBM1232-100pk	12" Carbon Steel Hacksaw Blade	32	100

Carbide Grit Hacksaw Blades

Ideal for cutting ceramics, fiberglass, plastics, asbestos, glass resins and other abrasive materials



Item #	Description	TPI	Pack Qty
HSC10-3pk	10" Carbide Grit Hacksaw Blade	grit	3
HSC12-3pk	12" Carbide Grit Hacksaw Blade	grit	3

Portable Band Saw Blades

- Bi-metal blades for wood, plastic and most metals
- Blades fit most portable band saws
- Blades are made in the USA



Item #	Length (in)	TPI	Pack Qty
PTB4410	44-7/8"	10	3
PTB4414	44-7/8"	14	3
PTB4418	44-7/8"	18	3
PTB4424	44-7/8"	24	3

Routers

Tools and Accessories



Section Guide

Tools

Fixed Base Routers	112-115
Modular Routers	112-113
Palm Routers	114
Plunge Routers	112-116

Accessories

Palm Routers Accessories.....	117
Router Accessories.....	118-122
Table/Table Accessories	119
Templet Guides	120-121
Router Bits.....	123-140

Routers

Modular Fixed/Plunge Base Routers

Advanced Modular Router System



Total Control at Your Finger Tips



The MR23EVS Router Series provides the total control at your fingertips! Bosch introduces the first fixed base router and router combo kit on the market with the trigger controlled power switches in the base handles. The Microfine Depth controls save time with fast and accurate depth adjustments. LED lights provide always-on, optimal lighting to help ensure precision on every job.



Exclusive Trigger Control System on Both Fixed and Plunge Bases



Exclusive Afterlock Microfine Depth Adjustment



Always-on Dual LED Lighting

Award Winning

Innovative Bosch routers have won numerous awards in the past. The new MRC23EVS kit is no exception!

MRC23EVS Wood Magazine Hot Best New Products of 2010

PR20EVSK *Fine Homebuilding* Authors Best Overall Choice

1617EVSPK *Wood Magazine* Top Tool Approved (Multibase router Kits)

Popular Mechanics 5 Stars

Fine Woodworking Best Overall Readers Choice

American Woodworkers Editor's Choice



For more details visit
Boschtools.com



See pages 117-140 for
router accessories.



MRF23EVS – 2.3 HP Fixed-Base Router



NEW

- Trigger Control System - Trigger power switch (with lock-on button) conveniently located in handle for enhanced control
 - Versatile Depth Adjustment System - For easy and precise bit depth adjustment. Features 1-5/8" (41 mm) continuous microfine adjustment range & hex wrench for microfine adjustment through top of optional router table
 - LED Lighting - For enhanced visibility in bit area
 - Precision Centering Design - Makes it easy to keep bit on intended cutline when using jigs and other guidance devices
 - Two-Stage Quick Clamp System - Allows motor to be easily adjusted or moved from base to base
 - Variable-Speed Dial
 - Soft Start - Reduces start-up torque
 - Constant-Response™ Circuitry - Maintains constant speed under load
- Includes:** Motor, Fixed Base, 1/4" & 1/2" Self-Releasing Collets, 16mm and 24mm Bit Wrenches, T-Handle Hex Wrench, (3) M4 Screws for Table Mounting

MRP23EVS – 2.3 HP Plunge-Base Router



NEW

- Trigger Control System - Trigger power switch (with lock-on button) conveniently located in handle for enhanced control
 - Afterlock Microfine Depth Adjustment - Easy & precise adjustment at any plunge setting
 - Smooth Plunge Action, Spring-Lock Plunge Lever, and Depth Rod - For easy and precise plunge routing
 - Adjustable Turret Depth Stop
 - LED Lighting - For enhanced visibility in bit area
 - Precision Centering Design - Makes it easy to keep bit on intended cutline when using jigs and other guidance devices
 - Two-Stage Quick Clamp System - Allows motor to be easily adjusted or moved from base to base
 - Variable-Speed Dial
 - Soft Start - Reduces start-up torque.
 - Constant-Response™ Circuitry - Maintains constant speed under load
- Includes:** Motor, Plunge Base, 1/4" & 1/2" Self-Releasing Collets, 16mm and 24mm Bit Wrenches

MRC23EVSK – 2.3 HP Modular Router System



NEW

- Trigger Control System - Trigger power switch (with lock-on button) conveniently located in handle for enhanced control
 - Afterlock Microfine Depth Adjustment - Easy & precise adjustment at any plunge setting
 - Smooth Plunge Action, Spring-Lock Plunge Lever, and Depth Rod - For easy and precise plunge routing
 - Versatile Fixed-Base Depth Adjustment - Features 1-5/8" (41 mm) continuous microfine adjustment range & hex wrench for microfine adjustment through top of optional router table
 - LED Lighting - For enhanced visibility in bit area
 - Precision Centering Design
 - Two-Stage Quick Clamp System
 - Variable-Speed Dial, Soft Start, Constant-Response™ Circuitry
 - Easy-to-Pack Case
- Includes:** Motor, Fixed and Plunge Bases, 1/4" & 1/2" Self-Releasing Collets, 16mm and 24mm Bit Wrenches, T-Handle Hex Wrench, (3) M4 Screws for Table Mounting, Case

Specifications

Model#	Rating	Amperage	Max. Tool HP	No Load RPM	Fixed Base Continuous Depth Range	Fixed Base Macro Depth Steps (3)	Plunge Depth (in.)	Plunge Base Afterlock Adjustment Range	Subbase/Base Openings	Height (in.)	Weight (lbs.)
MRF23EVS	120V AC	15	2.3	10,000-25,000	1-5/8"	1/2"	N/A	N/A	2/3.75"	9.5	9.3
MRP23EVS	120V AC	15	2.3	10,000-25,000	N/A	N/A	3"	5/8"	2/3.32"	12	12.6
MRC23EVSK	120V AC	15	2.3	10,000-25,000	1-5/8"	1/2"	3"	5/8"	2/3.32" (fixed)/3.32" (plunge)	9.5 (12)	9.3 (fixed)/12.6 (plunge)

Routers

Palm Routers

The Colt Palm Routers are the first small routers to offer power, precision, versatility and comfort. They are perfect for many routing tasks, including rounding off deck planks and railings, creating decorative edges, cutting slots and grooves, trimming laminates and cabinet face frames, making window cut-outs, routing decorative inlays and dovetails, and more.



Round Off Deck Planks & Rails



Route Hinge Mortises



Trim Hard-to-Reach Corners
Using Tilt Base



Scribe Backsplashes Using
Offset Base

PR10E – Colt™ Single-Speed Electronic Palm Router



- Rugged Aluminum Fixed Base - Durable, solid and precise
- Fast & Precise Depth Adjustment System - Allows both macro and micro adjustment
- Versatile Bit-Changing System: Fast, easy bit changes using two wrenches or spindle lock and one wrench
- Softstart - Reduces start-up torque
- Constant Response™ Circuitry - Monitors and maintains speed under load for consistent performance and provides overload protection
- Quick-Clamp System - Allows motor to be easily adjusted or moved from base to base

Includes: Motor, Fixed Base, 1/4" Self-Releasing Collet, 10mm Shaft Wrench, 17mm Collet Wrench

PR20EVSK(EVSNK) – Colt™ Variable-Speed Electronic Palm Router Kit (Installer's Kit)



PR20EVSK



- Variable Speed Dial
- Straight Edge Guide – Guides router along edges of workpiece or up to 3-5/8" from edge
- Rugged Aluminum Fixed Base - Durable, solid and precise
- Fast & Precise Depth Adjustment System - Allows both macro and micro adjustment
- Versatile Bit-Changing System: Fast, easy bit changes using two wrenches or spindle lock and one wrench
- Softstart - Reduces start-up torque
- Constant Response™ Circuitry - Monitors and maintains speed under load for consistent performance and provides overload protection
- Quick-Clamp System - Allows motor to be easily adjusted or moved from base to base

Includes: Motor, Fixed Base, 1/4" Self-Releasing Collet, 10mm Shaft Wrench, 17mm Collet Wrench, Straight Edge Guide, Carrying Case

PR20EVSNK also features

- Tilt Base with Detents at Key Angles - Allows routing at special angles and in hard-to-reach areas
- Offset Base with Spindle Lock - Allows routing near vertical surfaces, such as when trimming laminate applied to top of countertop backsplash
- Underscribe Attachment - Mounts to fixed base for creating precise seams between sheets of laminates
- Roller Guide - Guides router when non-bearing bit or unpiloted bit is used

Includes: Motor, Fixed Base, (2) 1/4" Self-Releasing Collets, Shaft and Collet Wrenches, Straight Edge Guide, Roller Guide, Offset Base with Roller Guide, Tilt Base, Underscribe Plate with Wrenches, Carrying Case

Specifications

Model#	Rating	Motor	Amperage	Max. Tool HP	No Load RPM	Collet Capacity	Base Opening	Height (in.)	Weight (lbs.)
PR10E	120V	PR10E	5.6	1	35,000	1/4"	1-9/16"	7.5	3.2
PR20EVSK (PR20EVSNK)	120V	PR20EVS	5.6	1	16,000-35,000	1/4"	1-9/16"	7.5	3.3



1617(EVS) – 2 HP Fixed-Base Router
(2.25 HP Fixed-Base Electronic Router)

1617EVSPK – 2.25 HP Combination Plunge
& Fixed-Base Router Pack



1617EVS



1617EVSPK



- Macro and Microfine Bit Depth Adjustment System with Resettable Depth Indicator - For fast, precise depth adjustment
 - Now Includes RA1161 Fixed Base with System - For adjusting bit depth from above a router table
 - Quick-clamp System - Allows motor to be easily adjusted or moved from base to base
 - Precision Centering Design - Makes it easy to keep bit on intended cutline when using jigs, templets, dovetail fixtures and similar guidance devices
 - Large 3-3/4" Base Opening Plus 2" Subbase Opening - Accepts large bits
 - One-piece Armature Shaft - For accuracy and long bit shank capacity
 - Dust-sealed Power Switch
- Includes:** 1/4" & 1/2" S. R. Collet Chucks, 16mm Shaft Wrench, 24mm Collet Nut Wrench, Chip Shield, T-Handle Hex Height Adjustment Wrench

1617EVS also features

- Variable Speed Dial
 - Soft-start - Reduces start-up torque
 - Constant-Response™ Circuitry - Maintains constant speed under load
- Includes:** 1/4" & 1/2" Self-Releasing Collet Chucks, 16mm Shaft Wrench, 24mm Collet Nut Wrench, Chip Shield, T-Handle Hex Height Adjustment Wrench

1617EVSPK also features

- Plunge Base with smooth plunge action, spring-lock plunge lever, and depth rod - For easy and precise plunge routing
 - Fine adjustment on depth rod - For fast, accurate bit depth setting
 - Easy to Pack Case
- Includes:** 16171 & 16176 Motors, Plunge & Fixed Bases, 1/4" & 1/2" Self-Releasing Collet Chucks, 16mm Shaft Wrench, 24mm Collet Nut Wrench, Fixed Base Chip Shield, T-Handle Hex Height Adjustment Wrench, Plunge Base Chip Shield, Carrying Case

1618EVS – 2.25 HP Fixed-Base Electronic
D-Handle Router



- Comfortable D-handle design with trigger switch and reversible auxiliary handle
 - Macro and Microfine Bit Depth Adjustment System with Resettable Depth Indicator - For fast, precise depth adjustment
 - Quick-clamp System - Allows motor to be easily adjusted or moved from base to base
 - Precision Centering Design - Makes it easy to keep bit on intended cutline when using jigs, templets, dovetail fixtures and similar guidance devices
 - Large 3-3/4" Base Opening Plus 2" Subbase Opening - Accepts large bits
 - One-piece Armature Shaft - For accuracy and long bit shank capacity
- Includes:** 1/4" & 1/2" Self-Releasing Collet Chucks, 16mm Shaft Wrench, 24mm Collet Nut Wrench, Chip Shield

Specifications

Model#	Rating	Amperage	Max. Tool HP	No Load RPM	Collet Capacity	Base Opening	Base Diameter	Plunge Depth (in.)	Height (in.)	Weight (lbs.)
1617(1617EVS)	120V AC	11(12)	2(2.25)	25,000(8,000-25,000)	1/4", 3/8", 1/2", 8mm	3-3/4"	6"	N/A	8-5/8"(9-1/4")	8.1(8.3)
1617EVSPK	120V AC	12	2.25	8,000-25,000	1/4", 3/8", 1/2", 8mm	3-3/4" (fixed)/ 3-5/16" (plunge)	6" (fixed)/ 6-11/16" (plunge)	2-5/16"	9-1/4"/11-5/8"	8.3 (fixed)/ 10 (plunge)
1618EVS	120V AC	12	2.25	25,000	1/4", 3/8", 1/2", 8mm	3-3/4"	6"	N/A	9-1/4"	8.6

Routers

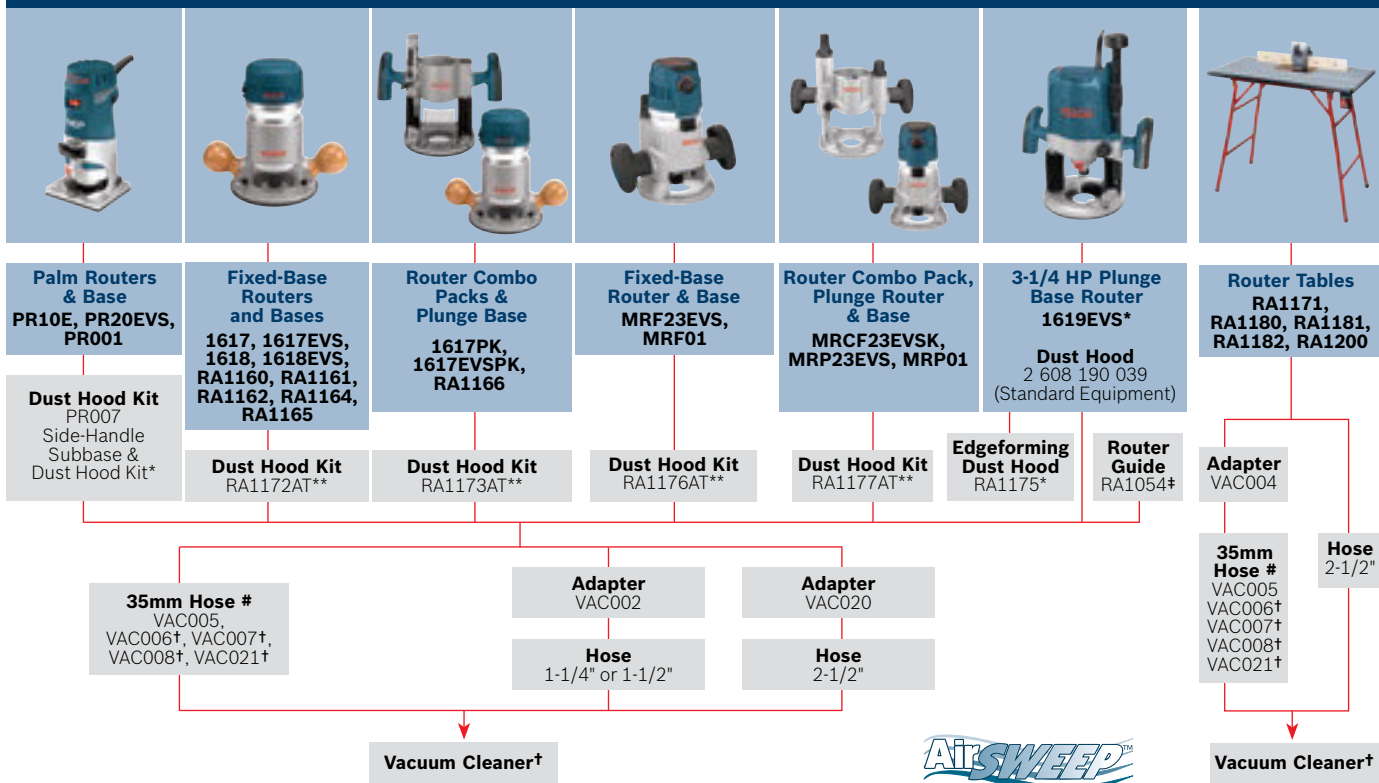
Plunge Router

1619EVS – 3.25 HP Electronic Plunge Router



- The most versatile and precise router above and below the table
 - Converts easily spring mangement for use with router table and back to upright use
 - Bosch-exclusive System - Defeats both plunge lock and plunge springs - For effortless depth adjustments in router table
 - Precision Centering Design - Makes it easy to keep bit on intended cutline when using jigs, templets, dovetail fixtures and similar guidance devices
 - 3-3/4" Base Opening and 2" Subbase Opening - Accepts large bits
 - Macro and microfine adjustment knobs plus depth rod and turret - Versatile, precise depth adjustment
 - Variable Speed Dial
 - Soft-start - Reduces start-up torque
 - Constant-Response™ Circuitry - Maintains constant speed under load
- Includes:** 1/4" & 1/2" Self-Releasing Collet Chucks, 24mm Collet Nut Wrench, Fine Adjustment Control Extension, Dust Extraction Hood, Vacuum Hose Adater

Dust Extraction Compatibility Chart



†Competitor vacuum cleaners' ports won't accept VAC006-VAC021 locking hoses. They are only for use with Bosch 3931, 3931A and 3931A-PB vacs.
 *Includes VAC002 Adapter.
 ** The RA1175 Edge-Forming Dust Extraction Hood is also included in the RA1172AT, RA1173AT, RA1176AT, and RA1177AT Kits and can be used with the RA1160, RA1161, RA1162 RA1166, MRF01 and MRP01 router bases. Includes VAC002 Adapter.
 †RA1054 Router guide can be used with any of these routers except the palm routers. Includes VAC002 Adapter.

Specifications

Model#	Rating	Amperage	Max. Tool HP	No Load RPM	Collet Capacity	Base Opening	Base Diameter	Plunge Depth (in.)	Height (in.)	Weight (lbs.)
1619EVS	120V AC	15	3.25	8,000-21,000	1/4", 3/8", 1/2", 8mm	3-3/4"	7-1/2"	2-9/16"	12-7/8"	13.2



For more details visit Boschtools.com

See pages 117-140 for router accessories.

Palm Routers

O1J "J" Roller for Palm Router

- Designed especially for laminate installers.
- The aluminum handle is designed to place the necessary pressure over the roller, with minimum effort.
- The solid non-marking roller is recessed on the end for rolling near walls or backsplashes.
- 1-1/2" Dia. x 3" W x 14" L



PR002 Straight Edge Guide for Palm Router

- Guides router along edges of workpiece or to up to 3-5/8" in from edge
- Includes mounting hardware



PR004 Offset Base with Roller Guide for Palm Router

- Offset Base with Spindle Lock - Allows routing near vertical surfaces, such as when trimming laminate applied to top of countertop backsplash
- Quick-Clamp System - Allows motor to be easily adjusted or moved from base to base
- Spindle lock - For easy bit changes
- Durable aluminum and steel construction
- Includes Base Cover, Phenolic Subbase, 1/4" Self-Releasing Collet, Drive Gear, Special roller guide for PR004 and Comfortable Forged Wrench



PR006 Underscribe Plate with Wrenches for Palm Router

- Underscribe Attachment - Mounts to fixed base for creating precise seams between sheets of laminates
- Easy front-to-back adjustment
- Shield at bottom of bit recess prevents bit from hitting guiding piece of laminate
- Includes Guide Plate, Adjustment Cam, Adjusting Tool, Wrench, Hardware



PR008 Base Cover for Palm Router

- Provides extra insulation from heat in heavy-use situations



PR010 Palm Router Subbase for use with Threaded Templet Guides

- Accepts threaded templet guides (not included)
- Precision Centering Design allows accurate positioning of bit within subbase and templet guides - Makes it easy to follow intended cut line when using jigs, templets, dovetail fixtures and similar guidance devices
- Smooth, long-wearing phenolic construction
- Includes mounting screws



PR001 Fixed Base for Palm Router

- Quick-Clamp System - Allows motor to be easily adjusted or moved from base to base
- Enhanced Bit Capacity - Fixed Base accepts bits up to 1-5/16" in diameter
- Finger Support Pockets - For additional stability, especially when trimming edges
- Includes Phenolic Subbase



PR003 Roller Guide for Palm Router

- Guides router when non-bearing bit or unpiloted bit is used
- Includes mounting hardware



PR005 Tilt Base for Palm Router

- Tilt Base with Detents at Key Angles - Allows routing at special angles and in hard-to-reach areas
- Quick-Clamp System - Allows motor to be easily adjusted or moved from base to base
- Tool-Less Tilt Adjustment Range of 70° - 30° to 45°
- Detents every 7.5° - For easy setting of common angles
- Fast & Precise Depth Adjustment System
- Durable aluminum and steel construction
- Includes Phenolic Subbase



PR007 Side-Handle Subbase with Dust Extraction Port

- Side Handle - Provides additional gripping location for support of router
- Includes vacuum hose port and dust extraction hood for user when edge-forming
- Accepts Bosch VAC005-VAC008 and VAC021 Vacuum Hose or standard 1-1/4" & 1-1/2" hoses
- Can be used with PR006 Underscribe Attachment for creating precision seams between two sheets of laminates. Connection to dust extraction system provides excellent means to prevent chips from getting under laminate sheets and into glue.
- Not for use with templet guides
- Includes Offset Subbase with Side Handle, Hose Port, Dust Collection Hood for use when edge-forming. Two sets of attachment screws, Mounting Screws, VAC002 Vacuum Hoses Adapter



PR009 Palm Router Subbase for use with Bosch RA-Series Templet Guides

- Accepts Bosch RA-Series templet guides (not included)
- Precision Centering Design allows accurate positioning of bit within subbase and templet guides - Makes it easy to follow intended cut line when using jigs, templets, dovetail fixtures and similar guidance devices
- Smooth, long-wearing phenolic construction
- Includes mounting hardware



Medium and Large Routers

MRF001 Fixed Base

- Trigger Control System – Trigger power switch (with lock-on button) conveniently located in handle for enhanced control
- Versatile Fixed Base Depth Adjustment System – For easy and precise bit depth adjustment. Features 1-5/8" (41mm) continuous microfine adjustment range and hex wrench for microfine adjustment through top of optional router table
- Macro and microfine adjustment system with resettable depth indicator – For fast, precise bit depth adjustment
- Large 3-3/4" base opening & 2" subbase opening – Accepts larger bits, and provides better viewing visibility
- Precision Centering Design – Makes it easy to keep bit on intended cutline when using jigs, templates, dovetail fixtures and similar guidance devices
- Includes table-mounting hardware and adjustment wrench
- For use with MR23EVS Series Routers



MRP001 Plunge Base

- Trigger Control System – Trigger power switch (with lock-on button) conveniently located in handle for enhanced control
- Afterlock Microfine Depth Adjustment – For easy and precise bit depth adjustment at any plunge setting
- Smooth Plunge Action, Spring-lock Plunge Lever, and Depth Rod – For easy and precise plunge routing
- Adjustable Turret Stop – Makes it easy to set any cumulative depth for multiple-pass operations
- Wide 3-5/16" base opening & 2" subbase opening – Accepts larger bits and provides better visibility
- Precision Centering Design – Makes it easy to keep bit on intended cutline when using jigs, templates, dovetail fixtures and similar guidance devices
- Contoured soft grip handles – Provides enhanced control and comfort
- Plunge release lever – Conveniently located to allow maximum control
- For use with MR23EVS Series Routers



RA1161 Fixed Base

- Macro and microfine adjustment system with resettable depth indicator - For fast, precise bit depth adjustment
- Large 3-3/4" base opening & 2" subbase opening - Accepts larger bits, and provides better viewing visibility
- Precision Centering Design - Makes it easy to keep bit on intended cutline when using jigs, templates, dovetail fixtures and similar guidance devices
- Same router table features as RA1165
- Includes chip shield, table mounting hardware and adjustment wrench
- For use with 1617-18 Series Router Motors



RA1162 D-Handle Fixed Base

- Macro and microfine adjustment system with resettable depth indicator - For fast, precise bit depth adjustment
- Large 3-3/4" base opening & 2" subbase opening - Accepts larger bits, and provides better viewing visibility
- Precision Centering Design - Makes it easy to keep bit on intended cutline when using jigs, templates, dovetail fixtures and similar guidance devices
- Includes chip shield
- For use with 1618 Series Router Motors



RA1165 Router Table Base

- Designed for router table usage
- Wrench access from above table for convenient depth adjustment
- Wide 3-3/4" base opening allows for use of large bits
- Tool-free base change - Quick clamp system allows motor to be moved with ease
- Base is predrilled and tapped for Bosch 4-hole mounting pattern, plus industry-standard 3-hole mounting pattern
- Includes mounting hardware, adjustment wrench and chip shield
- For use with 1617-18 Series Router Motors



RA1166 Plunge Base

- Fine adjustment on depth rod - For fast, accurate bit depth setting
- Wide 3-5/16" base opening & 2" subbase opening - Accepts larger bits and provides better visibility
- Precision Centering Design - Makes it easy to keep bit on intended cutline when using jigs, templates, dovetail fixtures and similar guidance devices
- Contoured soft grip handles - Provides enhanced control and comfort
- Plunge release lever - Conveniently located to allow maximum control
- Plunge depth of 2-5/16"
- For use with 1617-18 Series Router Motors



RA1100 Threaded Templet Guide Adapter

- For use with Bosch routers with Quick Change templet guide adapter system and with PR009 palm router optional subbase
- Allows use of Porter-Cable or any similar threaded templet guides



RA1126 Quick Change Tool-Free Templet Guide Adapter

- For fast and easy changes of Bosch Quick-Change/RA-Style Templet Guides
- See chart on page 114 for router compatibility
- See chart on page 115 for range of Bosch Quick-Change/ RA-Style Templet Guides



RA1054 Deluxe Router Guide

- Precision fine adjustment control
- Guides cut along the workpiece or up to 8" in from edge
- Easily converts into circle guide for making arcs and circles up to 32" in diameter
- Includes pivot plate, dust extraction hood, vacuum hose adapter & attachment hardware
- Fits models 1613, 1617, 1618, 1619 and MR23EVS series routers and bases



RA1110 Bosch Threaded Templet Guide Adapter

- For use with older Bosch routers that use the Bosch "standard style" templet guide adapter system
- Allows use of Porter-Cable, or any similar threaded templet guides



RA1151

- For precise centering of router subbases or templet guides
- For use with all Bosch routers that have Precision Centering Design, including Palm Routers





Router Tables

RA1171

Benchtop Router Table



Features

- Smooth laminated top for precision woodworking with 25" x 15-1/2" work surface
- 4-7/8" x 25-1/8" aluminum fence with adjustable MDF face plates. Outfeed can be offset for jointing
- Rigid aluminum router mounting plate pre-drilled for a wide variety of routers
- Starter pin and guard included. Offers support for routing curved work pieces
- Dust ports on fence and in cabinet fit standard 2-1/2" vacuum hoses
- 2 adjustable featherboards mount on fence or table to guide work
- Dual outlet switch with 6' power cord. Lock helps prevent unauthorized use

Specifications

Height (in.)	14-1/2"
Depth (in.)	15-7/8"
Width (in.)	25-1/2"
Max. Fence Opening (in.)	3-3/16"
Max. Throat Opening (in.)	3-5/8"
Cord Length (ft.)	6'

Includes

- Adjustable Featherboards (2) . . . 2 610 927 685
- Mounting Plate Insert Rings to adjust opening bit size (3) 2 610 915 125
- Adjustable Clear Guard 2 610 927 687
- Starter Pin 2 610 927 738
- Starter Pin Guard 2 610 915 134
- Outfeed Fence
- Shims - 1/16" thick (2) 2 610 927 690
- Hardware for Mounting Routers

RA1181

Benchtop Router Table



Features

- Large precision machined 27" x 18" aluminum work surface
- 4-7/8" x 25-1/8" aluminum fence with adjustable MDF face plates. Outfeed can be offset for jointing
- Rigid aluminum router mounting plate pre-drilled for a wide variety of routers
- Starter pin and guard included. Offers support for routing curved work pieces
- Dust collection port on fence fits standard 2-1/2" vacuum hoses
- 2 adjustable featherboards mount on fence or table to guide work
- Dual outlet switch with 6' power cord. Lock helps prevent unauthorized use

Specifications

Height (in.)	14-1/2"
Depth (in.)	18"
Width (in.)	27"
Max. Fence Opening (in.)	3-3/16"
Max. Throat Opening (in.)	3-5/8"
Cord Length (ft.)	6'

Includes

- Adjustable Featherboards (2) . . . 2 610 927 685
- Mounting Plate Insert Rings to adjust opening bit size (3) 2 610 915 125
- Adjustable Clear Guard 2 610 927 687
- Starter Pin 2 610 927 738
- Starter Pin Guard 2 610 915 134
- Outfeed Fence
- Shims - 1/16" thick (2) 2 610 927 690
- Hardware for Mounting Routers

RA1200

Portable Router Table



Features

- Extra-large 44" x 24" x 1-1/4" laminated MDF work surface
- Precision machined 24" aluminum fence with adjustable wood faces and easy-to-grasp knobs
- No-flex phenolic router mounting plate with leveler; pre-drilled for a wide variety of routers
- Built-in table leveling for fast, tool-free set-up
- Easy access lockable on/off switch
- 2 adjustable featherboards to attach to fence and table, providing additional guidance and kickback protection
- Locking T-slot accepts 3/4" standard or T-slot accessories
- Dust collection port for standard 2-1/2" vacuum hoses
- Stands 36" high
- Locking steel legs fold to compact size
- Includes 6 metal shims for adjusting outfeed fence

Specifications

Height (in.)	36"
Depth (in.)	24"
Width (in.)	44"
Max. Fence Opening (in.)	4-1/4"
Max. Throat Opening (in.)	3-3/4"

Includes

- Insert Rings (2), Start Pin, and Auxiliary Guard 2 610 915 902
- Adjustable Featherboards . . . 2 610 907 916
- Adjustable Clear Guard 2 610 907 918
- Hardware for Mounting Most Bosch Routers
- Outfeed Fence Shims (6)

Router Table Accessories


RA1185 Router Table Mounting Plate

- Strong 3/8" thick plate
- Ready to be drilled to accept most routers (except D-handle models)
- Fits Router Table Models RA1171, RA1180, RA1181, RA1182



RA1250 Mounting Plate

- For use with RA1200
- Strong thermoset 3/8" thick phenolic mounting plate
- Ready to be drilled to accept most routers (except D-handle models)
- Includes corner mounts and insert rings



Edge Forming Single Dust Extraction Hood



- Hose port angle maximizes collection efficiency, keeps hose out of the way
- Includes one vacuum adapter for 35mm, 1-1/4" & 1-1/2" hoses

RA1175

(see router compatibility chart below)

2-Hood Dust Extraction Kit



- With dust extraction hoods for edge forming & flat surface applications
- Consists of RA1175, plus hood for flat work surface applications with fixed-base

RA1172AT

(fits 1617/1618 series)

RA1176AT

(fits MRF23EVS)

3-Hood Dust Extraction Kit



- With dust extraction hoods for edge forming & flat surface applications
- Consists of 2-Hood kit, plus hood for flat work surface applications with plunge base

RA1173AT

(fits 1617EVSPK)

RA1177AT

(fits MRP23EVS and MRC23EVS)

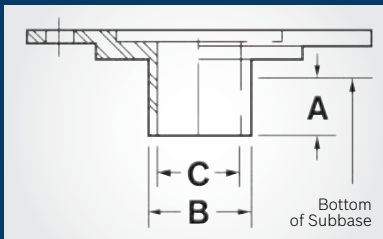
Templet Guides



Quick Change/RA-Style

ROUTER COMPATIBILITY

- 1613, 1613EVS, 1614, 1614EVS - The templet guides are attached to these routers by using the router's built-in templet guide adapter.
- 1613AEVS, 1617, 1617EVS, 1618, 1618EVS, 1619EVS, MRF23EVS, MRP23EVS, MRC23EVS - The templet guides are attached to these routers by using the RA1126 Templet Guide Adapter (sold separately).
- PR10E, PR20EVS - The templet guides are attached to these routers by placing the templet's flange in recess at top of the PR009 Subbase (sold separately) and then mounting it to the router.



A = Distance templet guide tip extends from bottom of base

B = Outside diameter templet guide tip

C = Inside diameter templet guide tip

Note: Cut diameter of router bit should be at least 1/16" less than dimension "C" on templet guide.

Templet Guides

Primary Application	Templet Guide Item #	Templet Guide Dimensions		
		A	B	C
General	RA1107	5/16"	7/16"	3/8"
General	RA1109	7/16"	1/2"	13/32"
General	RA1111	3/16"	5/8"	17/32"
General	RA1115	3/16"	3/4"	21/32"
General	RA1117	31/64"	13/16"	5/8"
General	RA1119	31/64"	1"	25/32"
Large dovetail	RA1105	9/64"	7/16"	3/8"
Radius hinge, 1/4"	RA1113	1/2"	5/8"	17/32"
Radius hinge, 5/8"	RA1121	7/16"	1-3/8"	1-19/64"
Small dovetail	RA1103	9/64"	5/16"	17/64"

7 pc. templet guide kit

RA1125

includes RA1103, RA1105, RA1109, RA1113, RA1115 and RA1100 adapter for threaded templet guides



Router inlay kit

RA1127

includes RA1101 and 85213M router bit





Medium and Large Routers Accessory Compatibility

Router Item #

1618	1617PK	1611/1615 Series	1614 Series	1613AEVS	1613 & 1613EVS	1601-1606 Series	RA1200	RA1171, RA1181	1619EVS	1618EVS	1617EVS/SPK	1617EVS	1617	MRP23EVS	MRP23EVS	MRC23EVS	Models
							X	X						•	Incl.	Incl.	MRF001 Fixed Base
														Incl.	•	Incl.	MRP001 Plunge Base
•	FB	RA1001 [†]							•	•	FB	•	•	•	•	•	RA1002 Adjustable Extension
•	•	•	RA1052 [†]	•	•				•	•	•	•	•	•	•	•	RA1054 Router Guide
Z	Z	RA1110 [†]	•	Z	•	RA1110 [†]			Z	Z	Z	Z	Z	Z	Z	Z	RA1100 Threaded Templet Guide Interface
•	•			•					•	•	•	•	•	•	•	•	RA1126 Quick-Change Templet Guide Adapter
•	•			•					•	•	•	•	•	•	•	•	RA1151 Centering Cone
•	Incl.						S	S		•	Incl.	Incl.	Incl.				RA1160/RA1161 Fixed Base
Incl.										Incl.							RA1162 D-Handle Base
*	*						S	S	*	*	*	*					RA1165 Under-Table Base
•	Incl.								•	Incl.	•	•					RA1166 Plunge Base
	FB	Δ	Δ	•	•				•		FB	•	•				RA1171.RA1181/RA1180/RA1182 Router Tables
•	•								•	•	•	•					RA1172AT Dust Hood Kit
	•									•							RA1173AT Dust Hood Kit
•	•			•	•	•			•	•	•	•	•	•	•	•	RA1175 Edge forming Dust Hood
															•	•	RA1176AT Edge forming /Fixed Base DustHood
														•	•	•	RA1177AT Edge forming/ Fixed & Plunge Base DustHood
	FB	•	•	•	•			•	•		FB	•	•				RA1185 Mounting Plate
	FB	o	o	•	•				•		FB	•	•				RA1200 Router Table
	FB	•	•	•	•		•		•		FB	•	•				RA1250 Mounting Plate
Incl.	Incl.	†	†	Incl.	Incl.				Incl.	Incl.	Incl.	Incl.	Incl.	Incl.	Incl.	Incl.	1/4" Collet Chuck 2 610 906 283
Incl.	Incl.	†	†	Incl.	Incl.				Incl.	Incl.	Incl.	Incl.	Incl.	Incl.	Incl.	Incl.	1/2" Collet Chuck 2 610 906 284

Notes:

Incl. = Included
• = Compatible

* = Only for use in router table with 1617/18 series router motors.

FB = Compatible with fixed base only

† = Requires model other than model listed at top of column.

Δ = Requires RA1185 mounting plate

o = Requires RA1250 mounting plate

Z = Quick-Change templet guide adapter RA1126 (2610991370) required

S = For use with 1617/1618 series router motors

X = For use with MRP23EVS series router motors

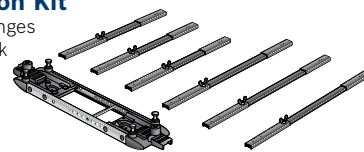
83038 Deluxe Door and Jamb Hinge Templet Kit

- For metal or wood stops. Also for remodeling - New door in old mortised jamb
- Transfers directly from jamb to door (or vice-versa) with hinges on either side of door - No turning templet end over end
- No straight edges, measuring tools, or calculations required
- Works with or without the stops installed
- Includes the deluxe hinge template, metal case, one regular and one 3 601 321 516 extra long top gauge assembly and 85159 bit
- Templet guide required, not included
- Use the competitive brand templet guide which matches the dimensions of the Bosch Templet Guide No. RA1113 as listed on page 115



83039 4-Hinge Conversion Kit

- Used when mortising for four hinges on 7'-9' doors. Includes three link rails for 7'-8' doors, three link rails for 8'-9' doors and one extra frame section
- Fits 83038 kit



Extra Templet Nails

For Hinge Templet Kit

83000, 83001, 83002, 83003
83037, 83038

Use Nail Item

83008 (12 pkg)
83018 (1 pkg)



Jamb Gauge Blocks

- Must be used when transferring hinge location from metal jambs to wood doors. Used with 83038 Deluxe Hinge Templet. Order three of a size for 3-hinge doors and four of a size for 4-hinge doors.

Item #	Hinge Size
83044	3"
83045	3-1/2"
83046	4"
83047	4-1/2"
83048	5"



83004 Extra-Long Link Rails

- Special link rails for use with 83002 & 83038 hinge templates when mortising 3-hinge, 8' door. (2 pcs.)



Router/Hinge Mortising Specifications & Where Used

To Rout Hinge Mortises for Doors with these Requirements

For Door & Jamb Hinge Templet

Door Height	Number of Hinges	Door Hinge Thickness	Hinge Size	For Wood Use or Metal* Jambs	Use Extra Link Rails	Use Conversion Kit
6' 6" to 7'	2 or 3	1-3/8" to 2-1/4"	2-1/2" to 5-1/2"	83038	NA	NA
8'	3	1-3/8" to 2-1/4"	2-1/2" to 5-1/2"	83038	83004	NA
7' to 9'	4	1-3/8" to 2-1/4"	2-1/4" to 5-1/2"	83038	NA	83039

*Metal jamb gauge blocks are required when working with metal jambs

Templet Guides & Router Bits Needed for Hinge Routing

When Using This Router	And Your Hinge Butt Has This Corner Radius	Use This Templet Guide	Use This Router Bit	Use This Cutter Head and Threaded Shank
1613, 1613EVS, 1613AEVS, 1614, 1614EVS, 1617, 1617EVS, 1618, 1618EVS, 1619EVS, MR23EVS	1/4"	RA1113	85159	NA
1613, 1613EVS, 1613AEVS, 1614**, 1614EVS**, 1617, 1617EVS, 1618, 1618EVS, 1619EVS, MR23EVS	5/8"	RA1121	NA	85238M and 92839 (1/4" Shank) or 85234M and 92840 (1/2" Shank)

**1614, 1614EVS only accept 1/4" Shank

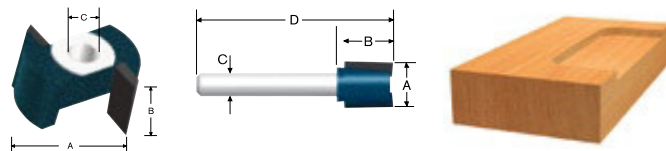
Straight/Mortising Bits



Carbide Tipped Hinge Mortising Bits

Micrograin bits cut fast for mortises when work is started at the edge and provide a smooth finish cut that is ideal for surfacing operations. Useful when good chip clearance is important, especially in gummy wood.

- 82816 and 82818 are shanks for use with 85234M
- 92839 and 92840 are shanks for use with 85238M
- 85158 and 85159 are HSS bits

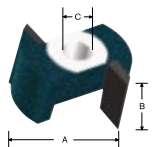


Item #	A. Overall Diameter	B. Cutting Edge Length	C. Shank Diameter	D. Overall Length	Thread
85158	7/16"	3/8"	1/4"	1-7/8"	N/A
85159	1/2"	13/32"	1/4"	2-1/4"	N/A
85249M	1/2"	3/4"	1/4"	2"	N/A
85236M	5/8"	3/4"	1/4"	2"	N/A
85248M	3/4"	3/4"	1/4"	2"	N/A
85234M	1/2"	1/2"	N/A	N/A	1/4"-28
82816	N/A	N/A	1/4"	N/A	1/4"-28
82818	N/A	N/A	1/2"	N/A	1/4"-28
85238M	1-1/4"	35/64"	N/A	N/A	5/16"-24
92839	N/A	N/A	1/4"	N/A	5/16"-24
92840	N/A	N/A	1/2"	N/A	5/16"-24

Carbide Tipped Lock Mortising Bits

Micrograin bits that work with lock mortisers using 1/4" - 28 thread. Mount directly on the spindle shaft of Bosch item 1604LM or Porter Cable 513.

- 82816 and 82818 are shanks that allow lock mortising cutters to be used in portable routers

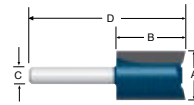


Item #	A. Overall Diameter	B. Cutting Edge Length	C. Shank Diameter	Thread	Description
85634M	3/4"	1/2"	N/A	1/4"-28	Cutter
85635M	1"	1/2"	N/A	1/4"-28	Cutter
85636M	1-1/4"	9/16"	N/A	1/4"-28	Cutter
82816	N/A	N/A	1/4"	1/4"-28	Arbor
82818	N/A	N/A	1/2"	1/4"-28	Arbor

Carbide Tipped Plywood Mortising Bits

Micrograin bits designed with undersized cut diameters to match up to the actual thickness of 1/4", 1/2" and 3/4" plywood. Produce a tight fit when mortising standard plywood.

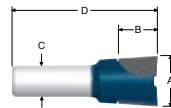
- 84600M is a solid carbide bit



Item #	A. Overall Diameter	B. Cutting Edge Length	C. Shank Diameter	D. Overall Length	Application
84600M	15/64"	3/4"	1/4"	2"	for 1/4" plywood
84601M	31/64"	3/4"	1/4"	2-1/4"	for 1/2" plywood
84602M	23/32"	3/4"	1/4"	2"	for 3/4" plywood
84625M	31/64"	1"	1/2"	2-5/8"	for 1/2" plywood
84603M	23/32"	1-1/4"	1/2"	2-7/8"	for 3/4" plywood

Carbide Tipped Stair Routing Bit

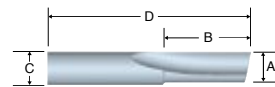
Micrograin bit cuts a dovetail-like joint for cutting stair stringers to accept stair treads.



Item #	A. Overall Diameter	B. Cutting Edge Length	C. Shank Diameter	D. Overall Length	Angle
85413M	7/8"	7/8"	1/2"	2-1/2"	3°

Solid Carbide Single Flute Straight Bits

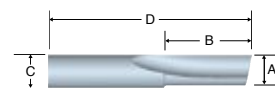
Designed for operations where high production feed rates are essential.



Item #	A. Overall Diameter	B. Cutting Edge Length	C. Shank Diameter	D. Overall Length
85208M	1/16"	3/16"	1/4"	1-5/8"
85209M	1/8"	7/16"	1/4"	2"
85212M	3/16"	7/16"	1/4"	2"
85215M	1/4"	3/4"	1/4"	2"

Solid Carbide Double Flute Straight Bits

Micrograin bits provide exceptional smoothness of cut and balanced cutting with minimal vibration. Positive hook angles cut efficiently, and specially designed tips allow for fast plunge cutting. Strong webbing and heavy cutter backing provide superior bit life.

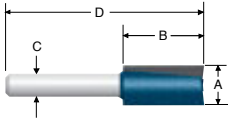


Item #	A. Overall Diameter	B. Cutting Edge Length	C. Shank Diameter	D. Overall Length
85213M	1/8"	7/16"	1/4"	2"
85214M	3/16"	7/16"	1/4"	2"
85617M	1/4"	1"	1/4"	2-7/8"

Straight/Mortising Bits

Carbide Tipped Double Flute Straight Bits

Micrograin bits designed to give excellent smoothness of cut and balanced cutting with minimal vibration. Positive hook angles cut efficiently while specially designed tips provide fast plunge cutting. Strong webbing and heavy cutter backing extend bit life.

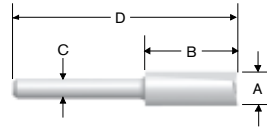


Item #	A. Overall Diameter	B. Cutting Edge Length	C. Shank Diameter	D. Overall Length
85221M	1/4"	5/8"	1/4"	2"
85250M	1/4"	7/8"	1/4"	2-1/8"
85460M*	1/4"	3/4"	1/2"	2-1/2"
85613M*	1/4"	1"	1/4"	2-1/4"
85459M*	1/4"	1"	1/4"	2-7/8"
85223M	9/32"	1"	1/4"	2-1/4"
85274M	5/16"	3/4"	1/2"	2-1/2"
85224M	5/16"	1"	1/4"	2-1/4"
85253M	5/16"	1"	1/2"	2-3/4"
85277M	3/8"	3/4"	1/2"	2-1/2"
85225M	3/8"	1"	1/4"	2-1/4"
85241M	3/8"	1"	1/2"	2-3/4"
85276M	3/8"	1"	3/8"	2-1/2"
84207M	3/8"	1-1/4"	1/2"	3"
85228M	3/8"	1-1/4"	3/8"	3-3/8"
85254M	13/32"	3/4"	1/2"	2-1/2"
85226M	7/16"	1"	1/4"	2-1/8"
85255M	7/16"	1-1/4"	1/2"	3"
85227M	1/2"	1"	1/4"	2-1/4"
85427M	1/2"	1"	1/2"	2-5/8"
84209M	1/2"	1"	3/8"	2-1/2"
84210M	1/2"	1-1/4"	1/2"	2-7/8"
85242M	1/2"	1-1/2"	1/2"	3-1/8"
85256M	1/2"	1-1/2"	1/2"	4-1/4"
85251M	1/2"	2"	1/2"	4-1/4"
85252M*	1/2"	2-1/2"	1/2"	4-1/2"
85257M	17/32"	1-1/4"	1/2"	2-7/8"
85258M	9/16"	1-1/4"	1/2"	2-7/8"
85229M	9/16"	3/4"	1/4"	2-1/8"
85230M	5/8"	3/4"	1/4"	2"
85454M	5/8"	1-1/4"	1/2"	2-7/8"
85259M	21/32"	1-1/4"	1/2"	2-7/8"
85260M	11/16"	1-1/4"	1/2"	2-7/8"
85232M	3/4"	3/4"	1/4"	2"
85265M	3/4"	1-1/4"	1/2"	2-7/8"
85222M	3/4"	2"	3/4"	4"
82086M	3/4"	1-1/2"	1/2"	3-1/8"
85272M	3/4"	2"	1/2"	3-5/8"
82085M	3/4"	2-1/2"	3/4"	4-1/2"
85273M	25/32"	1-1/4"	1/2"	2-7/8"
85262M	13/16"	3/4"	1/4"	2"
85457M	13/16"	1-1/4"	1/2"	2-7/8"
85458M	7/8"	1-1/4"	1/2"	2-7/8"
85243M	1"	1-1/4"	1/2"	2-7/8"
85235M	1-1/16"	1-1/4"	1/2"	2-7/8"
85465M	1-1/8"	1-1/4"	1/2"	2-7/8"
85466M	1-1/4"	1-1/4"	1/2"	2-7/8"
85469M	1-1/2"	1-1/4"	1/2"	2-7/8"

* Not guaranteed against breakage due to extreme length.

High Speed Steel Double Flute Straight Bits

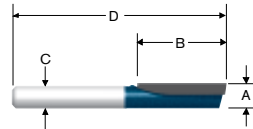
Provide smooth and balanced cutting with minimal vibration. Positive hook angles cut efficiently while specially designed tips provide fast plunge cutting. Strong webbing and heavy cutter backing extend bit life.



Item #	A. Overall Diameter	B. Cutting Edge Length	C. Shank Diameter	D. Overall Length
85096	1/4"	3/4"	1/4"	2"
85180	1/4"	1-1/8"	1/4"	2-3/8"
85097	5/16"	3/4"	1/4"	2"
85181	5/16"	1-1/8"	1/4"	2-3/8"
85098	3/8"	7/8"	1/4"	2-1/16"
85100	1/2"	7/8"	1/4"	2-1/4"
85140	1/2"	1-1/8"	1/2"	2-9/16"
85182	1/2"	2"	1/2"	4"
85102	5/8"	5/8"	1/4"	1-5/8"
85104	3/4"	5/8"	1/4"	1-5/8"

Carbide Tipped Single Flute Straight Bits

Micrograin bits designed for roughing operations where high production feed rates are essential. Optimum chip clearance and specially designed tip allows for fast plunge cutting.



Item #	A. Overall Diameter	B. Cutting Edge Length	C. Shank Diameter	D. Overall Length
85279M	3/16"	7/16"	1/4"	2"
84206M	1/4"	3/4"	1/4"	2"
85404M	1/4"	3/4"	1/2"	2-1/2"
85410M	1/4"	1"	1/4"	2-1/4"
85412M	9/32"	3/4"	1/4"	2"
85263M	3/8"	1"	3/8"	2-1/2"
85419M	3/8"	1-1/4"	3/8"	2-7/8"
85409M	3/8"	1"	1/2"	2-3/4"
85425M	1/2"	3/4"	1/2"	2-3/8"
85426M	1/2"	1-1/4"	1/2"	3-1/8"
85402M	1/2"	1-1/2"	1/2"	3-1/8"
85264M	1/2"	2"	1/2"	4-1/4"

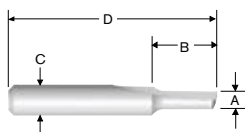




Straight/Mortising Bits

High Speed Steel Single Flute Straight Bits

Designed for roughing operations where high production feed rates are essential. Optimum chip clearance and specially designed tip allows for fast plunge cutting.

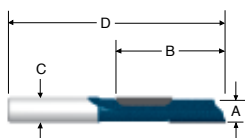


Item #	A. Overall Diameter	B. Cutting Edge Length	C. Shank Diameter	D. Overall Length	Quantity
85091	1/16"	1/8"	1/4"	1-3/8"	1
85092	1/8"	5/16"	1/4"	1-1/2"	1
85152	1/8"	5/8"	1/4"	1-31/32"	1
85152B100*	1/8"	5/8"	1/4"	1-31/32"	100
85094	3/16"	7/16"	1/4"	1-17/32"	1
85153	3/16"	3/4"	1/4"	2-1/32"	1
85153B100*	3/16"	3/4"	1/4"	2-1/32"	100
85093	5/32"	1/2"	1/4"	2"	1
85154	1/4"	1"	1/4"	2-1/4"	1

* Bulk item.

Staggertooth Bits

Micrograin bits with staggered cutting flutes give 2-flute balance with single flute chip clearance for fast plunge cutting.

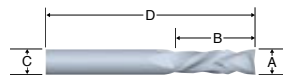


Item #	A. Overall Diameter	B. Cutting Edge Length	C. Shank Diameter	D. Overall Length
85291M	3/8"	1-3/8"	3/8"	3"
85201M	3/8"	1-1/2"	1/2"	3-1/8"
85278M	1/2"	2-1/4"	1/2"	4-1/2"

Spiral Bits

Solid Carbide Double Flute Compression Up/Down Spirals

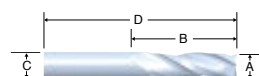
Ideal for general use with difficult-to-route materials. Specific bits rout rigid hard plastics, double-sided plywood and melamine.



Item #	A. Overall Diameter	B. Cutting Edge Length	C. Shank Diameter	D. Overall Length
86026M	1/4"	7/8"	1/4"	2-1/2"

Solid Carbide Triple Flute Upcut Spirals

Bits work best on hard-to-route materials under reduced spindle speeds or horsepower. The upcut yields superior chip removal and a smooth finish.




Item #	A. Overall Diameter	B. Cutting Edge Length	C. Shank Diameter	D. Overall Length
85961M	1/2"	1-1/4"	1/2"	3"

Routers

Spiral Bits

Solid Carbide Single Flute Compression Spirals


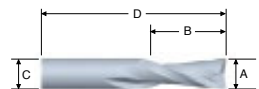
Bits feature open flutes with single edges for the most efficient chip-ejection at faster speeds.



Item #	A. Overall Diameter	B. Cutting Edge Length	C. Shank Diameter	D. Overall Length
86019M	1/2"	1-1/4"	1/2"	3"
86020M	1/2"	1-5/8"	1/2"	3-1/2"

Solid Carbide Double Flute Extra-long Spirals

Suitable for use when long flute length is required. Especially useful for cutting the front built-up edge on a countertop when a thick, smooth edge is required. Industrial / CNC bit for high duty cycle applications

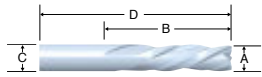


Item #	A. Overall Diameter	B. Cutting Edge Length	C. Shank Diameter	D. Overall Length	Spiral
85922M	1/2"	1-5/8"	1/2"	3-1/2"	Up

Spiral Bits

Solid Carbide Triple Flute Downcut Spirals

Ideal for penetrating hard-to-route materials under reduced spindle speeds or horsepower. The downcut holds the material and forces chips down during routing.

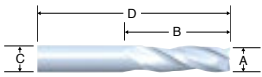


Item #	A. Overall Diameter	B. Cutting Edge Length	C. Shank Diameter	D. Overall Length
85974M	1/2"	1"	1/2"	3"

Solid Carbide Double Flute Up Spirals

For use when material needs to be pulled in an upward motion toward the router motor, improving chip removal. Excellent when dust collection is required.

Industrial / CNC bit for high duty cycle applications

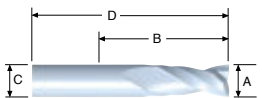


Item #	A. Overall Diameter	B. Cutting Edge Length	C. Shank Diameter	D. Overall Length
85908M	1/8"	1/2"	1/4"	2"
85909M	3/16"	3/4"	1/4"	2"
85910M	1/4"	3/4"	1/4"	2-1/2"
85911M	1/4"	1"	1/4"	2-1/2"
85912M	3/8"	1"	3/8"	2-1/2"
85913M	3/8"	1-1/4"	1/2"	3"
85914M	1/2"	1-1/4"	1/2"	3"
85917M	1/2"	1-5/8"	1/2"	3-1/2"

Solid Carbide Double Flute Down Spirals

For use when material needs to be pushed away from the router motor. Excellent bits for template cutting when downward pressure is advantageous.

Industrial / CNC bit for high duty cycle applications



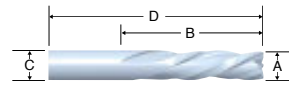
Item #	A. Overall Diameter	B. Cutting Edge Length	C. Shank Diameter	D. Overall Length
85900M	1/8"	1/2"	1/4"	2"
85901M	3/16"	3/4"	1/4"	2"
85902M	1/4"	3/4"	1/4"	2-1/2"
85903M	1/4"	1"	1/4"	2-1/2"
85905M	3/8"	1-1/4"	1/2"	3"
85906M	1/2"	1-1/4"	1/2"	3"
85918M	1/2"	1-5/8"	1/2"	3-1/2"

Plastic Cutting Bits

Solid Carbide Double Flute Chipbreaker Spirals

Appropriate for use when faster feed rates and chip removal are desired. Available in up or down spirals to suit all applications.

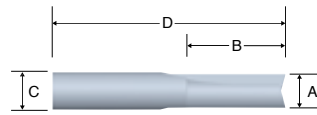
Industrial / CNC bit for high duty cycle applications



Item #	A. Overall Diameter	B. Cutting Edge Length	C. Shank Diameter	D. Overall Length	Spiral
85907M	1/2"	1-1/8"	1/2"	3"	Down
85915M	1/2"	1-1/8"	1/2"	3"	Up

Solid Carbide Double Flute Straight Bits

Micrograin bits for general purpose routing of difficult-to-cut materials, particularly when smaller diameters are required

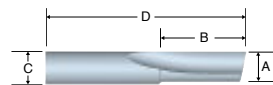


Item #	A. Overall Diameter	B. Cutting Edge Length	C. Shank Diameter	D. Overall Length
85987M	1/4"	1"	1/4"	2-1/2"
85993M	7/16"	1-1/8"	1/2"	3"

Plastic Cutting Bits

Solid Carbide Single Flute O-flute Bits

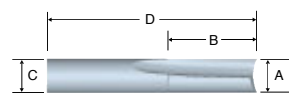
Micrograin bits for fast plastic cutting at high speeds. Ideal for soft plastics such as ABS, polycarbonate, polyethylene and PVC. The single flute design allows for a faster feed rate.



Item #	A. Overall Diameter	B. Cutting Edge Length	C. Shank Diameter	D. Overall Length
85997M	3/16"	5/8"	1/4"	2"
86002M	3/8"	1"	3/8"	2-1/2"

Solid Carbide Double Flute O-flute Bits

Micrograin bits for fast, smooth plastic cutting at high speeds. 2-flute design provides an exceptional edge finish. Good for soft plastics such as ABS, polycarbonate, polyethylene and PVC.



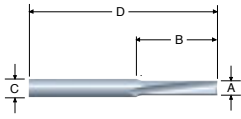
Item #	A. Overall Diameter	B. Cutting Edge Length	C. Shank Diameter	D. Overall Length
86007M	1/8"	1/2"	1/4"	2"
86010M	1/4"	1"	1/4"	2-1/2"



Plastic Cutting Bits (Cont'd.)

Solid Carbide Double Flute Acrylic Bit

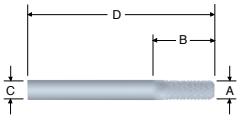
Micrograin bit for cutting single or multiple layers of acrylics and similar plastics. Unique bit geometry produces an improved finish, reduces heat buildup and prevents welding in the cut.



Item #	A. Overall Diameter	B. Cutting Edge Length	C. Shank Diameter	D. Overall Length
85611M	1/4"	1"	1/4"	2-1/2"

Solid Carbide Fiberglass Bit/Burr Bit

Useful for cutting fiberglass, epoxies and similar composite material



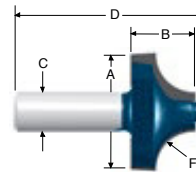
Item #	A. Overall Diameter	B. Cutting Edge Length	C. Shank Diameter	D. Overall Length
85619M	1/4"	3/4"	1/4"	2"

Edge Forming Bits



Carbide Tipped Beading Bits

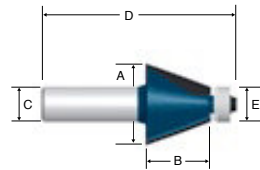
Micrograin control cut bits used to create attractive, decorative edging. Items 84413M and 85493M are not control cut bits.



Item #	A. Overall Diameter	B. Cutting Edge Lgth.	C. Shank Diameter	D. Overall Length	E. Bearing Diameter	F. Radius
84413M	7/8"	1/2"	1/2"	2-7/16"	3/8"	3/16"
85493M	7/8"	1/2"	1/4"	2"	3/8"	3/16"
85494M	1"	1/2"	1/4"	2"	3/8"	1/4"
84416M	1"	1/2"	1/2"	2-7/16"	3/8"	1/4"
85495M	1-1/8"	1/2"	1/4"	2-1/16"	3/8"	5/16"
85496M	1-1/4"	5/8"	1/4"	2-3/16"	3/8"	3/8"
85599M	1-1/4"	5/8"	1/2"	2-9/16"	3/8"	3/8"
85497M	1-1/2"	3/4"	1/4"	2-1/4"	3/8"	1/2"
85600M	1-1/2"	3/4"	1/2"	2-5/8"	3/8"	1/2"

Carbide Tipped Chamfer Bits

Micrograin control cut bits for beveling and decorative edging.

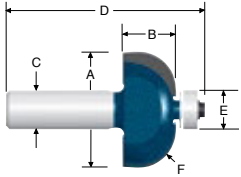


Item #	A. Overall Diameter	B. Cutting Edge Lgth.	C. Shank Diameter	D. Overall Length	E. Bearing Diameter	Angle
85299M	1-1/4"	15/16"	1/2"	2-7/8"	1/2"	22.5°
85597M	1-1/4"	1/2"	1/2"	2-3/8"	3/8"	45°
85298M	1-1/4"	1/2"	1/4"	2"	3/8"	45°
85593M	2-1/2"	1"	1/2"	2-7/8"	1/2"	45°

Edge Forming Bits

Carbide Tipped Cove Bits

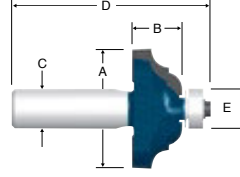
Micrograin control cut bits for decorative edging and period furniture.



Item #	A. Overall Diameter	B. Cutting Edge Lgth.	C. Shank Diameter	D. Overall Length	E. Bearing Diameter	F. Radius
85205M	7/8"	9/16"	1/4"	2"	3/8"	1/4"
84425M	7/8"	9/16"	1/2"	2-3/8"	1/2"	1/4"
85206M	1-1/8"	9/16"	1/4"	2"	3/8"	3/8"
84428M	1-1/8"	9/16"	1/2"	2-3/8"	1/2"	3/8"
85204M	3/4"	9/16"	1/4"	2"	1/2"	3/16"
85207M	1-3/8"	3/4"	1/4"	2-1/4"	1/2"	1/2"
84431M	1-3/8"	3/4"	1/2"	2-1/2"	3/8"	1/2"
84430M	1-5/8"	11/16"	1/2"	2-1/2"	1/2"	5/8"
84437M	2"	1"	1/2"	2-7/8"	1/2"	3/4"

Carbide Tipped Classical Bits

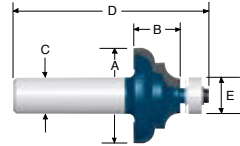
Micrograin control cut bits that add classic beauty with decorative edging.



Item #	A. Overall Diameter	B. Cutting Edge Length	C. Shank Diameter	D. Overall Length	E. Bearing Diameter
85579M	1-1/4"	1/2"	1/4"	2"	1/2"
85580M	1-1/4"	1/2"	1/2"	2-3/8"	1/2"
85581M	1-1/2"	5/8"	1/4"	2-1/8"	1/2"
85582M	1-1/2"	5/8"	1/2"	2-1/2"	1/2"

Carbide Tipped Cove & Bead Bits

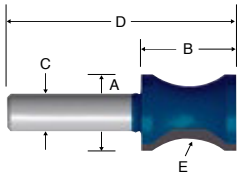
Micrograin bits used to create an attractive accent with a classic woodworking design.



Item #	A. Overall Diameter	B. Cutting Edge Length	C. Shank Diameter	D. Overall Length	E. Bearing Diameter
85604M	1-3/8"	11/16"	1/4"	2-3/16"	1/2"
85605M	1-3/8"	11/16"	1/2"	2-9/16"	1/2"

Carbide Tipped Convex Edging Bit

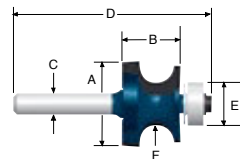
Micrograin bits used to create a shallow bullnose. Cutters above and below bit creates a top and bottom fillet on thicker stock.



Item #	A. Overall Diameter	B. Cutting Edge Length	C. Shank Diameter	D. Overall Length	E. Radius
84440M	13/16"	1-1/4"	1/2"	2-3/4"	23/32"

Carbide Tipped Edge Beading Bits

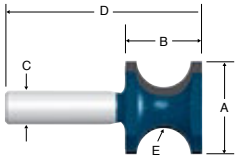
Versatile micrograin bits used for adding attractive edging on new pieces and matching many older molding cuts for remodeling work.



Item #	A. Overall Diameter	B. Cutting Edge Lgth.	C. Shank Diameter	D. Overall Length	E. Bearing Diameter	F. Radius
85631M	7/8"	9/16"	1/4"	2-1/8"	1/2"	1/8"
85632M	7/8"	9/16"	1/2"	2-1/2"	1/2"	1/8"
85666M	1-1/8"	11/16"	1/4"	2-1/4"	1/2"	3/16"
85668M	1-1/4"	3/4"	1/4"	2-1/4"	5/8"	1/4"
85669M	1-1/4"	3/4"	1/2"	2-5/8"	5/8"	1/4"

Carbide Tipped Bullnose Bits

Micrograin bits used for window sills, shelves or stair treads.



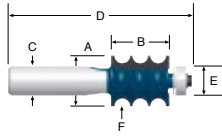
Item #	A. Overall Diameter	B. Cutting Edge Length	C. Shank Diameter	D. Overall Length	E. Radius
84438M	19/32"	1/2"	1/4"	1-3/4"	1/8"
84432M	19/32"	1/2"	1/2"	2"	1/8"
84435M	7/8"	3/4"	1/4"	2"	13/64"
84433M	7/8"	3/4"	1/2"	2-1/4"	13/64"
84434M	1-1/4"	1-5/16"	1/2"	2-3/4"	3/8"
84436M	1-11/16"	1-9/16"	1/2"	3-1/16"	1/2"



Edge Forming Bits

Carbide Tipped Multi Bead/Reeding Bits

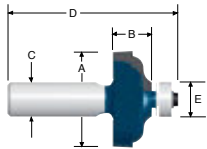
Micrograin control cut bits for creating classic triple beading with fillets in one pass.



Item #	A. Overall Diameter	B. Cutting Edge Lgth.	C. Shank Diameter	D. Overall Length	E. Bearing Diameter	F. Radius
84611M	7/8"	1"	1/2"	3"	1/2"	1/8"

Carbide Tipped Ogee Bits with Fillet

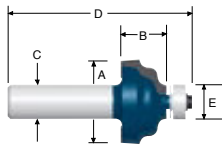
Micrograin control cut bits allow for three distinct cuts with one bit. Graceful lines of the ogee cut can be attractively accented with one or two fillets by lowering the depth setting or using 3/8" bearing (Item 3 600 900 501).



Item #	A. Overall Diameter	B. Cutting Edge Lgth.	C. Shank Diameter	D. Overall Length	E. Bearing Diameter
85584M	1-3/8"	1/2"	1/4"	2-1/16"	1/2"
85586M	1-5/8"	3/4"	1/2"	2-5/8"	1/2"

Carbide Tipped Wavy Edge Bits

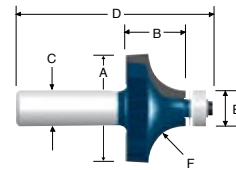
Micrograin bits with a unique pattern to create soft, rounded corners.



Item #	A. Overall Diameter	B. Cutting Edge Lgth.	C. Shank Diameter	D. Overall Length	E. Bearing Diameter
85606M	1-1/4"	11/16"	1/4"	2-1/4"	1/2"
85607M	1-1/4"	11/16"	1/2"	2-5/8"	1/2"

Carbide Tipped Roundover Bits

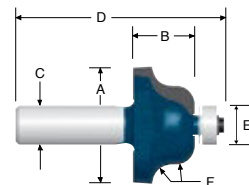
Micrograin bits used for smooth, uniformly rounded edges. A lower depth setting produces a rounded corner with a decorative bead.



Item #	A. Overall Diameter	B. Cutting Edge Lgth.	C. Shank Diameter	D. Overall Length	E. Bearing Diameter	F. Radius
85289M	5/8"	5/16"	1/4"	1-3/4"	1/2"	1/16"
85290M	3/4"	3/8"	1/4"	2"	1/2"	1/8"
85588M	3/4"	3/8"	1/2"	2-5/16"	1/2"	1/8"
85616M	3/4"	3/8"	1/4"	2-1/4"	1/2"	5/32"
85587M	5/8"	5/16"	1/2"	2-1/4"	1/2"	1/16"
85293M	7/8"	1/2"	1/4"	2"	1/2"	3/16"
84402M	7/8"	1/2"	1/2"	2-7/16"	1/2"	3/16"
85294M*	1"	1/2"	1/4"	2"	1/2"	1/4"
84405M*	1"	1/2"	1/2"	2-7/16"	1/2"	1/4"
85295M*	1-1/8"	1/2"	1/4"	2-1/16"	1/2"	5/16"
84408M*	1-1/8"	1/2"	1/2"	2-7/16"	1/2"	5/16"
85296M*	1-1/4"	5/8"	1/4"	2-3/16"	1/2"	3/8"
85594M*	1-1/4"	5/8"	1/2"	2-9/16"	1/2"	3/8"
85297M*	1-1/2"	3/4"	1/4"	2-1/4"	1/2"	1/2"
85595M	1-1/2"	3/4"	1/2"	2-5/8"	1/2"	1/2"
85596M*	1-3/4"	7/8"	1/2"	2-3/4"	1/2"	5/8"
85434M*	2"	1"	1/2"	2-7/8"	1/2"	3/4"
85432M*	2-1/4"	1-1/4"	1/2"	3-1/16"	1/2"	7/8"
85433M*	2-1/2"	1-1/4"	1/2"	3-3/16"	1/2"	1"

Carbide Tipped Roman Ogee Bits

Micrograin control cut bits used for decorative edging and period furniture.



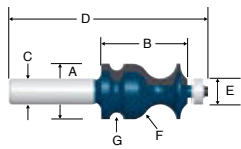
Item #	A. Overall Diameter	B. Cutting Edge Lgth.	C. Shank Diameter	D. Overall Length	E. Bearing Diameter	F. Radius
85270M	1"	5/8"	1/4"	2-1/8"	1/2"	5/32"
85591M	1"	5/8"	1/2"	2-1/2"	1/2"	5/32"
85271M	1-3/8"	7/8"	1/4"	2-1/4"	1/2"	1/4"
85592M	1-3/8"	7/8"	1/2"	2-5/8"	1/2"	1/4"

Edge Forming Bits

Carbide Tipped Ogee & Bead Bit with Fillet

Classical architectural molding micrograin bit for making furniture and cabinet molding, door and window casing and other millwork.

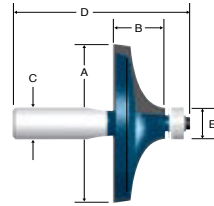
- Recommended for use with a router table



Item #	A. Overall Dia.	B. Cutting Edge Lgth.	C. Shank Dia.	D. Overall Length	E. Bearing Dia.	F. Large Radius	G. Small Radius
84621M	1"	1-11/16"	1/2"	3-1/4"	1/2"	3/8"	1/8"

Carbide Tipped Table Edge Bit

Creates a wide profile for attractive edging and curve for tables or handrails.

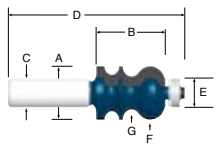


Item #	A. Overall Diameter	B. Cutting Edge Length	C. Shank Diameter	D. Overall Length	E. Bearing Diameter
84515M	2-3/4"	5/8"	1/2"	2-1/2"	1/2"

Carbide Tipped Reverse Curve Ogee & Bead Bit

Classical architectural molding micrograin bit for making furniture and cabinet molding, door and window casing and other millwork.

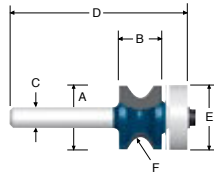
- Recommended for use with a router table



Item #	A. Overall Dia.	B. Cutting Edge Lgth.	C. Shank Dia.	D. Overall Length	E. Bearing Dia.	F. Large Radius	G. Small Radius
84620M	7/8"	1-3/8"	1/2"	3-3/8"	1/2"	5/16"	5/32"

Carbide Tipped Chair Mat Bit

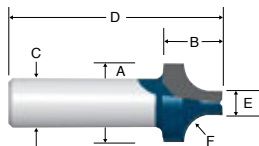
Micrograin control cut bit to cut out and edge form chair mats and other items fabricated from softer plastic such as vinyl and acrylic in a single operation. Bit is designed to help minimize edge cracking in such materials and is also suitable for use with 1/4" and thinner wood and plywood.



Item #	A. Overall Diameter	B. Cutting Edge Lgth.	C. Shank Diameter	D. Overall Length	E. Bearing Diameter	F. Radius
85612M	47/64"	17/32"	1/4"	2-7/32"	47/62"	3/32"

Carbide Tipped Plunge Roundover Bits

Micrograin control cut bits for special decorative grooving and edging.

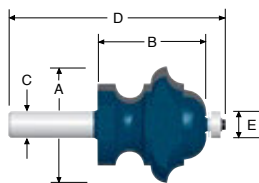


Item #	A. Overall Diameter	B. Cutting Edge Lgth.	C. Shank Diameter	D. Overall Length	E. Small Diameter	F. Radius
85471M	3/4"	1/2"	1/2"	2"	1/4"	1/4"

Carbide Tipped Multi-form Bit

Micrograin bit achieves many profiles and architectural designs. With a simple adjustment to the cutter height and fence position, 50 molding patterns are available.

- Recommended for use with a router table



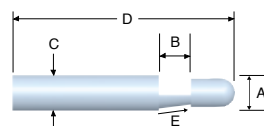
Item #	A. Overall Diameter	B. Cutting Edge Length	C. Shank Diameter	D. Overall Length	E. Bearing Diameter
85700M	2-1/4"	1-7/8"	1/2"	2-3/4"	1/2"

Trimming/Cutout Bits



Solid Carbide Bevel Trimmer Bit

Provides a 7-1/2° bevel on the trim edge of plastic laminate surfaces. The self-pilot eliminates guide assembly.

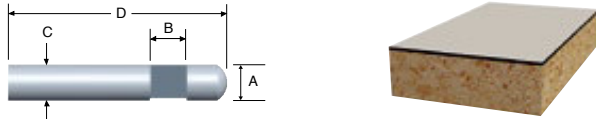


Item #	A. Overall Diameter	B. Cutting Edge Lgth.	C. Shank Diameter	D. Overall Length	E. Angle	Quantity
85286	1/4"	1/4"	1/4"	1-1/2"	7-1/2°	1
85286B100	1/4"	1/4"	1/4"	1-1/2"	7-1/2°	100

Trimming/Cutout Bits

Solid Carbide Flush Trimmer Bit

Self-piloting bit makes flush, trim and edge cuts.

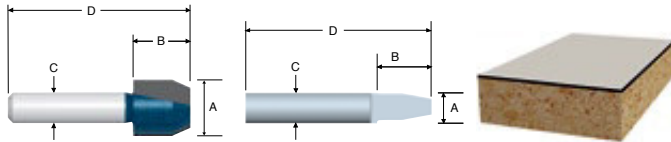


Item #	A. Overall Diameter	B. Cutting Edge Lgth.	C. Shank Diameter	D. Overall Length	Quantity
85285	1/4"	1/4"	1/4"	1-1/2"	1
85285B100	1/4"	1/4"	1/4"	1-1/2"	100

Combination Flush & Bevel Trimmer Bits

Micrograin bits combine bevel or flush trim cuts in a single bit. Use with router guide assembly.

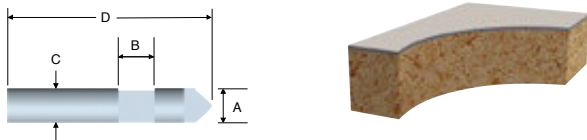
- 85288 is a solid carbide bit
- 85261M is a carbide tipped bit



Item #	A. Overall Diameter	B. Cutting Edge Lgth.	C. Shank Diameter	D. Overall Length	Type of Cut
85261M	1/2"	1/2"	1/4"	1-3/4"	Flush or 22° bevel
85288	1/4"	3/8"	1/4"	1-1/2"	Flush or 10° bevel

Solid Carbide Hole & Flush Cut Trimmer Bit

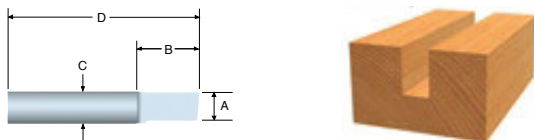
Bit drills through surface lamination into precut openings and trims edges flush in one operation.



Item #	A. Overall Diameter	B. Cutting Edge Length	C. Shank Diameter	D. Overall Length
85287	1/4"	1/4"	1/4"	1-1/2"

Solid Carbide Rip Bit & Slotter

Used for slotting or ripping sheets of laminates, woods and paneling.

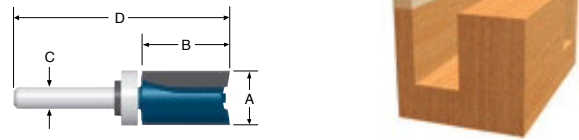


Item #	A. Overall Diameter	B. Cutting Edge Length	C. Shank Diameter	D. Overall Length
85280	1/4"	5/16"	1/4"	1-1/2"

Carbide Tipped Top Bearing Mounted Straight/Trim Bits

Micrograin bits with top mounted ball bearing ride against templet for pattern routing.

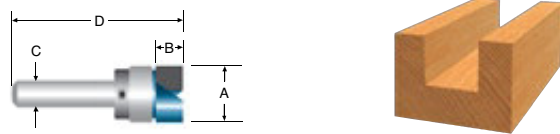
- Replacement collar 3 600 231 500
- Replacement set screw 3 603 401 506



Item #	A. Overall Diameter	B. Cutting Edge Length	C. Shank Diameter	D. Overall Length
85680M	1/2"	1"	1/4"	2-1/2"
85672M	1/2"	1-1/4"	1/4"	2-3/4"
85681M	5/8"	1"	1/4"	2-3/4"
85682M	3/4"	1"	1/4"	2-1/2"
85671M	1-1/8"	1-1/2"	1/2"	3-1/2"

Carbide Tipped Top Bearing Mounted Dado Clean Out Bit

Short 1/4" cutting edge for dado clean out



Item #	A. Overall Diameter	B. Cutting Edge Length	C. Shank Diameter	D. Overall Length
85674M	1/2"	1/4"	1/4"	1-5/8"

Carbide Tipped Double Flute Laminate Flush Trimming Bits

Micrograin bits ideal for fast, smooth, accurate trim cuts with a shielded, compact ball bearing pilot.



Item #	A. Overall Diameter	B. Cutting Edge Lgth.	C. Shank Diameter	D. Overall Length	Type of Cut
84501M	1/4"	1"	1/4"	2-1/2"	Flush
85269M	3/8"	1/2"	1/4"	2-1/8"	Flush
85268M	3/8"	1"	1/4"	2-5/8"	Flush
85437M	1/2"	3/8"	1/4"	2-5/64"	Flush or 22° bevel
85267M	1/2"	1/2"	1/4"	2-1/4"	Flush
85441M	1/2"	1"	1/2"	3-1/4"	Flush
85440M	1/2"	5/16"	1/4"	2"	Flush or 15° bevel
85438M	1/2"	5/16"	1/4"	2"	Flush or 25° bevel
85424M	1/2"	3/8"	1/4"	1-3/4"	22° bevel
85442M	1/2"	2"	1/2"	4-27/64"	Flush
85266M	1/2"	1"	1/4"	2-5/8"	Flush
84500M	3/4"	9/16"	1/2"	2-3/8"	Flush

Trimming/Cutout Bits

Carbide Tipped Double Flute Laminate Trimmer Assemblies

Micrograin bits ideal for fast, accurate trim cuts.

- Shank replacement arbor 82808



Item #	A. Overall Diameter	B. Cutting Edge Lgth.	C. Shank Diameter	D. Overall Length	E. Bearing Diameter	Angle
85431M	5/8"	3/8"	1/4"	1-15/16"	5/8"	10°
85430M	5/8"	3/8"	1/4"	1-15/16"	5/8"	Flush

Carbide Tipped Double Flute Templet/Trimming Bit

Micrograin bit provides smooth cuts for laminate trimming, cutouts and pattern cutting. Comes with two ball bearings to widen the bearing surface and reduce templet ware

- Extra ball bearing 2 610 906 500



Item #	A. Overall Diameter	B. Cutting Edge Lgth.	C. Shank Diameter	D. Overall Length
85601M	1/2"	1-1/2"	1/2"	4-3/8"

Carbide Tipped Triple Flute Laminate Flush Trimming Bit

Micrograin bit provides chatter-free production trimming with an extra smooth, flush trim cut. Compact ball-bearing assembly is equipped with a glue shield.



Item #	A. Overall Diameter	B. Cutting Edge Length	C. Shank Diameter	D. Overall Length	E. Bearing Diameter
85216M	1/2"	1"	1/4"	2-5/8"	1/2"
85439M	1/2"	1"	1/2"	3-1/4"	1/2"

Carbide Tipped Triple Flute Trimming Bit

Micrograin bit for laminate trimming and trim cuts on heavier work when cutting with a templet. Can be used with 2 ball bearings to widen the bearing surface and reduce templet wear.

- Extra ball bearing 2 610 906 500



Item #	A. Overall Diameter	B. Cutting Edge Length	C. Shank Diameter	D. Overall Length
85602M	1/2"	1-1/2"	1/2"	4-1/2"

Carbide Tipped Triple Flute Flush & Bevel Laminate Trimmer Assemblies

Micrograin bits for extra smooth production trimming. Assembly includes an arbor, replaceable 3-wing cutter and ball bearing.

- Replacement arbor 82808



Item #	A. Overall Dia.	B. Cutting Edge Lgth.	C. Shank Dia.	D. Overall Length	E. Bearing Dia.	Angle	Fits
85421M	5/8"	3/8"	1/4"	1-15/16"	5/8"	Flush	—
85422M	3/4"	3/8"	1/4"	1-15/16"	5/8"	9°	—
85420M	7/8"	3/8"	1/4"	1-15/16"	5/8"	22°	—
85423M	1"	1/4"	1/4"	1-15/16"	5/8"	45°	—
85509M*	5/8"	3/8"	1/4"	-	-	Flush	85421M
85516M*	3/4"	3/8"	1/4"	-	-	9°	85422M
85511M*	7/8"	3/8"	1/4"	-	-	22°	85420M
85512M*	1"	1/4"	1/4"	-	-	45°	85423M

* Replacement cutters

Carbide Tipped Four Flute Laminate Trimmer Assemblies

Micrograin bits for ultra-smooth finish trimming. Ball bearing is equipped with a glue shield and individual assembly components are replaceable.



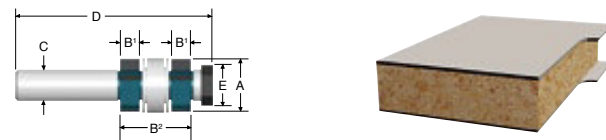
Item #	A. Overall Diameter	B. Cutting Edge Lgth.	C. Shank Diameter	D. Overall Length	E. Bearing Diameter	Angle
85414M	7/8"	5/16"	1/4"	2-1/8"	7/8"	Flush
85415M	7/8"	5/16"	1/4"	2-1/8"	7/8"	15°
85417M*	7/8"	5/16"	5/16"	—	—	Flush

* Replacement cutters

Carbide Tipped Four Flute Double Flush Trimmer Assembly


Micrograin bit for flush trimming laminates on both sides of a piece in a single pass. Provided spacers adjust distance between cutters to allow width of cut from 1/2" to 1-1/2". 4-flute design provides ultra-smooth finish.

- Spacers 3 600 200 503



Item #	A. Overall Dia.	B1. Cutting Edge Lgth.	B2. Overall Cutting Lgth.	C. Shank Dia.	D. Overall Lgth.	E. Bearing Dia.
85416M	7/8"	5/16"	Adjustable 1/2" to 1-1/2"	1/2"	3-9/32"	7/8"
85417M*	7/8"	5/16"	N/A	5/16"	N/A	N/A

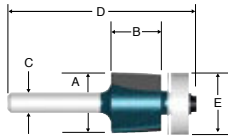
* Replacement cutters



Trimming/Cutout Bits

Carbide Tipped Helical Laminate Trimming Bits

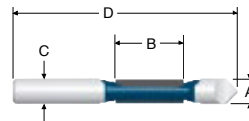
Provide extra smooth production trimming.



Item #	A. Overall Diameter	B. Cutting Edge Lgth.	C. Shank Diameter	D. Overall Length	E. Bearing Diameter	Angle
85452M	3/4"	5/8"	1/4"	2-1/4"	3/4"	Flush

Pilot Panel Bits with Drill-through Point-Two Flutes

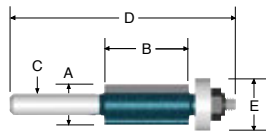
Two flutes give smooth cuts and even feed rates without chatter.



Item #	A. Cut Diameter	B. Flute Length	C. Shank Diameter	D. Overall Length
85428M	3/8"	1"	3/8"	3
85429M	1/2"	1-3/16"	1/2"	3-1/2

Carbide Tipped Overhang Cutoff Bits

Micrograin bits for rough sizing of plastic laminates, prior to gluing, without scribing or sawing. Bit leaves a slight overhang and is ideal for tops with irregular shapes.



Item #	A. Overall Diameter	B. Cutting Edge Lgth.	C. Shank Diameter	D. Overall Length	E. Bearing Diameter	Overhang
85217M*	11/32"	1/2"	1/4"	2-19/64"	3/4"	3/16"
85210M**	1/2"	1"	1/4"	2-11/16"	5/8"	1/16"

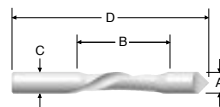
* Single flute.

** Double flute.

Pilot Panel Down Spiral

High speed steel bit for cutting aluminum sheets, wall panels, plywood, chip boards, insulation sheeting and other synthetic boards.

- Pushes chips down while cutting to eliminate chip build-up and clogging
- Eliminates chipping and upward tearing of material
- Eliminates vibration and extends bit life

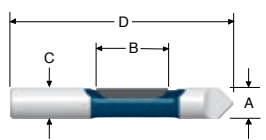


Item #	A. Cut Diameter	B. Flute Length	C. Shank Diameter	D. Overall Length
85183	1/4"	5/8"	1/4"	2-3/4"
85184	3/8"	3/4"	3/8"	3-1/8"
85185	1/2"	2-1/8"	1/2"	4-1/2"
85187	1/2"	1-1/4"	1/2"	3-13/16"

Pilot Panel Bits with Drill-through Point-Single Flute

For windows and door cutouts in abrasive insulation materials, plywood and paneling.

- Drill-through pilot for guiding on templet or framing after panel has been mounted
- The concave grind offers a faster cut over the straight grind pilot panel bits

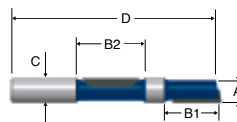


Item #	A. Cut Diameter	B. Flute Length	C. Shank Diameter	D. Overall Length
Carbide Tipped - Straight Fluted				
85244	1/4"	3/4"	1/4"	2-9/16"
85245	3/8"	1"	3/8"	3"
85246	1/2"	1-3/16"	1/2"	3-1/2"
85407M	1/2"	2"	1/2"	4-3/4"
Carbide Tipped - Concave Fluted				
85244M	1/4"	3/4"	1/4"	2-1/2"
85245M	3/8"	1"	3/8"	3"
85246M	1/2"	1-3/16"	1/2"	3-5/8"
High Speed Steel				
85146	1/4"	3/4"	1/4"	2-5/8"
85147	3/8"	7/8"	3/8"	3"
85188	1/2"	1-1/8"	1/2"	3-5/8"

Staggertooth with Center Pilot

Used for production cutting in aluminum and plywood sandwich panels and other layered materials such as windows, doors, and other openings.

- Center pilot guides the carbide tipped cutters along inner frame, typically found in manufactured housing applications

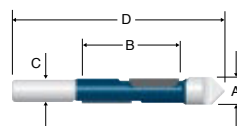


Item #	A. Overall Diameter	B1. Cutting Edge Lgth.	B2. Cutting Edge Lgth.	C. Shank Diameter	D. Overall Length
85406M	1/2"	2-13/16"	1-1/8"	1/2"	4-1/4"
85406MB50	1/2"	2-13/16"	1-1/8"	1/2"	4-1/4"

* Bulk Item

Staggertooth Pilot Panel Bit

Staggered flutes give excellent chip clearance and high feed rates. Used for production cutting of window, door and other openings in abrasive materials.



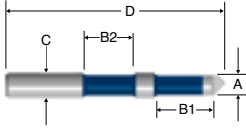
Item #	A. Cut Diameter	B. Flute Length	C. Shank Diameter	D. Overall Length
85408M	5/8"	2-1/4"	1/2"	4-3/4"

Trimming/Cutout Bits

Staggertooth Pilot Panel with Center Pilot

Used for production cutting in aluminum and plywood sandwich panels and other layered materials such as windows, doors, and other openings.

- Center pilot guides the carbide tipped cutters along inner frame, typically found in manufactured housing applications



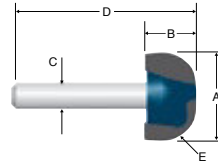
Item #	A. Overall Diameter	B1. Cutting Edge Lgth.	B2. Cutting Edge Lgth.	C. Shank Diameter	D. Overall Length
85405M	1/2"	1"	1"	1/2"	4-1/2"
85405MB50	1/2"	1"	1"	1/2"	4-1/2"

* Bulk Item

Surface Forming Bits

Carbide Tipped Dish Carving Bits

Micrograin bits used for removing large amounts of wood as in making trays, coasters, raised letter signs, etc.




Item #	A. Overall Diameter	B. Cutting Edge Length	C. Shank Diameter	D. Overall Length	E. Radius
84310M	1-1/8"	5/8"	1/2"	2-5/8"	1/4"

Surface Forming Bits



Carbide Tipped Core Box Bits – Two Flutes

Deeper cut round nose bits for cutting rounded grooves used in a variety of applications including doors and columns.




Item #	A. Overall Diameter	B. Cutting Edge Length	C. Shank Diameter	D. Overall Length	E. Radius
85449M	1/2"	1-1/4"	1/2"	2-3/4"	1/4"
85456M	5/8"	1-1/4"	1/2"	2-3/4"	5/16"
85450M	3/4"	1-1/4"	1/2"	2-3/4"	3/8"
85451M*	1"	1-1/4"	1/2"	2-3/4"	1/2"

* Control cut bit

Carbide Tipped Core Box Bits

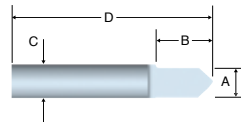
Micrograin bits for cutting rounded grooves used in a variety of applications including doors and columns.



Item #	A. Overall Diameter	B. Cutting Edge Length	C. Shank Diameter	D. Overall Length	E. Radius
85444M	1/4"	1/4"	1/4"	1-5/8"	1/8"
85445M	3/8"	1/4"	1/4"	1-1/2"	3/16"
85446M	1/2"	3/8"	1/4"	1-1/2"	1/4"
85447M	5/8"	7/16"	1/4"	1-1/4"	5/16"
85448M	3/4"	7/16"	1/4"	2-1/32"	3/8"

Solid Carbide V-groove & Scoring Bit

Excellent for door-front grooving and scoring panel design in wood. Produces simulated paneling for walls, doors and furniture.



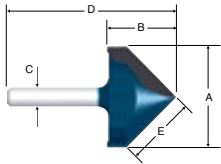
Item #	A. Overall Diameter	B. Cutting Edge Length	C. Shank Diameter	D. Overall Length	Bevel
85284M	1/4"	3/4"	1/4"	1-1/2"	41°



Surface Forming Bits

Carbide Tipped V-groove & Scoring Bits

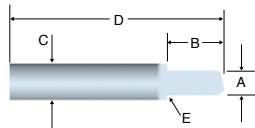
Micrograin bits ideal for door-front grooving, lettering and sign work. Features shear angle cutter geometry for smooth, efficient cutting.



Item #	A. Overall Diameter	B. Cutting Edge Length	C. Shank Diameter	D. Overall Length	E. Bevel
84300M	3/8"	7/16"	1/4"	1-5/8"	1/4" (45°)
84303M	5/8"	1/2"	1/2"	2"	5/16" (45°)
84306M	3/4"	5/8"	1/2"	2-1/8"	3/8" (45°)
85219M	9/16"	3/4"	1/4"	1-3/4"	3/8" (45°)
84309M	1"	5/8"	1/2"	2-1/4"	1/2" (45°)
85220M	1-1/4"	3/4"	1/4"	2-1/2"	5/8" (45°)

Solid Carbide Veining Bits

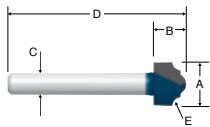
Provincial design veining bits are intended for recessed design veining in fine cabinet surfaces and used extensively for door front grooving.



Item #	A. Overall Diameter	B. Cutting Edge Length	C. Shank Diameter	D. Overall Length	E. Radius
85281M	1/8"	5/32"	1/4"	1-1/2"	1/16"
85282M	3/16"	25/64"	1/4"	1-1/2"	3/32"

Carbide Tipped Classical Bits

Micrograin bits are used for beautiful, decorative grooving, adding a quality accent to any project. Also recommended for edge forming with a router guide.



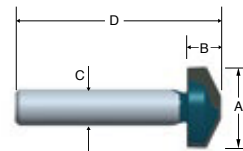
Item #	A. Overall Diameter	B. Cutting Edge Length	C. Shank Diameter	D. Overall Length	E. Radius
85467M	1/2"	7/16"	1/4"	2"	3/32"
85468M	3/4"	1/2"	1/4"	2-1/16"	9/64"

Cabinetry/Joinery Bits



Carbide Tipped Raised Panel Bit

Use a raised panel bit for cutting wide, shallow grooves in one pass for a raised panel effect.

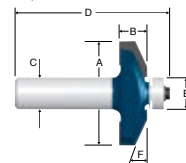


Item #	A. Overall Diameter	B. Cutting Edge Length	C. Shank Diameter	D. Overall Length
85480M	1-1/8"	1/2"	1/2"	2-3/4"

Carbide Tipped Raised Panel Bit with Bearing

Micrograin control cut bit used to create clean, simple lines to accentuate a surface.

- Recommended for use with a router table. Minimum recommended panel thickness is 3/4"

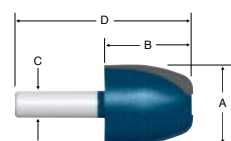


Item #	A. Overall Diameter	B. Cutting Edge Lgth.	C. Shank Diameter	D. Overall Length	E. Bearing Diameter	F. Angle
85583M	1-5/8"	1/2"	1/2"	2-3/8"	1/2"	25°

Carbide Tipped Cove Vertical Panel Raiser Bit

Micrograin bit with a long, swooping radius (1/4" - 2-1/2") for creating beautiful panels.

- Recommended for use with a router table. Minimum recommended panel thickness is 3/4"



Item #	A. Overall Diameter	B. Cutting Edge Length	C. Shank Diameter	D. Overall Length
85708M	1-1/8"	1-5/8"	1/2"	3-1/8"

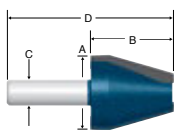
Routers

Cabinetry/Joinery Bits

Carbide Tipped Bevel Vertical Panel Raiser Bit

Micrograin control cut bit for creating raised panel doors and drawer faces.

- Recommended for use with a router table. Minimum recommended panel thickness is 3/4"

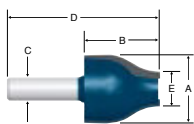


Item #	A. Overall Diameter	B. Cutting Edge Length	C. Shank Diameter	D. Overall Length
84520M	1-1/8"	1-5/8"	1/2"	3-1/8"

Carbide Tipped Ogee Vertical Panel Raiser Bit

Micrograin bit used to create beautiful shadow lines for cabinet doors.

- Recommended for use with a router table. Minimum recommended panel thickness is 3/4"

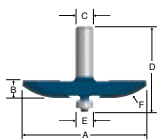


Item #	A. Overall Diameter	B. Cutting Edge Length	C. Shank Diameter	D. Overall Length	E. Small Diameter
85712M	1-3/16"	1-5/8"	1/2"	3-1/8"	7/16"

Carbide Tipped Cove Raised Panel Cutter

Micrograin control cut bit used to create clean, simple lines to accentuate a surface.

- Recommended for use with a router table. Minimum recommended panel thickness is 3/4"

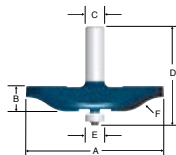


Item #	A. Overall Dia.	B. Cutting Edge Lgth.	C. Shank Dia.	D. Overall Lgth.	E. Bearing Dia.	F. Radius	Cutting Width
85641M	3-3/8"	1/2"	1/2"	2-7/8"	1/2"	1-9/16"	1-7/16"

Carbide Tipped Ogee Raised Panel Cutters

Micrograin bits produce raised panel cuts along straight and curved panel edges.

- These bits are not for use in hand-held routers. Use with a router table only. Minimum recommended panel thickness is 3/4"

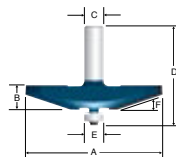


Item #	A. Overall Dia.	B. Cutting Edge Lgth.	C. Shank Dia.	D. Overall Lgth.	E. Bearing Dia.	F. Radius	Cutting Width
85638M	2-5/8"	5/8"	1/2"	2-1/2"	1/2"	3/4"	1-1/16"
85640M	3-3/8"	9/16"	1/2"	2-1/2"	1/2"	7/8"	1-7/16"

Carbide Tipped Raised Panel Cutters

Micrograin bits produce raised panel cuts along straight and curved panel edges.

- These bits are not for use in hand-held routers. Use with a router table only. Minimum recommended panel thickness is 3/4"

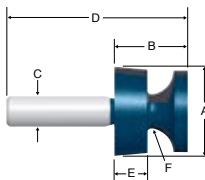


Item #	A. Overall Dia.	B. Cutting Edge Lgth.	C. Shank Dia.	D. Overall Length	E. Bearing Dia.	F. Angle	Cutting Width
85637M	2-3/4"	5/8"	1/2"	2-17/32"	1/2"	26°	1-1/8"
85639M	3-3/8"	1/2"	1/2"	2-3/8"	1/2"	15°	1-7/16"

Carbide Tipped Doorlip Bit

Micrograin bit achieves a popular shaper-quality doorlip cut with a router.

- Recommended for use with a router table

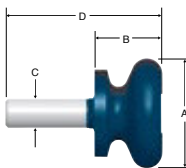


Item #	A. Overall Diameter	B. Cutting Edge Lgth.	C. Shank Diameter	D. Overall Length	E. Radius
85603M	1-9/16"	1"	1/2"	3"	3/8"

Carbide Tipped Finger Pull Bit

Micrograin control cut bit creates easy open door or drawer edges that eliminate metal pulls and enhance the hardwood effect.

- Recommended for use with a router table



Item #	A. Overall Diameter	B. Cutting Edge Length	C. Shank Diameter	D. Overall Length
84540M	1-3/4"	13/16"	1/2"	2-5/16"



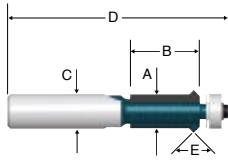
BOSCH

For more details visit
Boschtools.com

Cabinetry/Joinery Bits

Carbide Tipped Face Frame/Flush Trim, V-groove Bits

Micrograin bits used to flush face frame to cabinet side while at the same time cutting a V-groove down cabinet joint. Also used for creating a decorative V-groove cut.

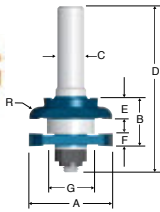
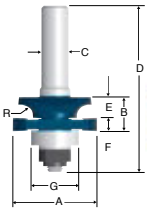


Item #	A. Overall Diameter	B. Cutting Edge Lgth.	C. Shank Diameter	D. Overall Length	E. Angle	Bearing Diameter
85646M	5/8"	1"	1/4"	2-1/2"	90°	1/2"
85647M	5/8"	1"	1/2"	3	90°	1/2"

Carbide Tipped Beading Stile & Rail Bits

Micrograin bits with shear angle geometry, super-sharp cutting edges and close-tolerance manufacturing to ensure consistently smooth, tight-fitting joints.

- Recommended for use with a router table. Designed for 3/4" wood with a maximum wood thickness of 7/8"
- 85621M is a control cut bit



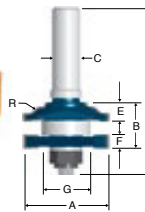
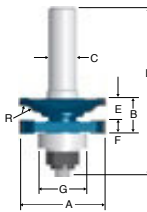
Item #	A. Overall Dia.	B. Cutting Edge Lgth.	C. Shank Dia.	D. Overall Length	E. Decorative Cut Depth	F. Kerf	G. Bearing Diameter	R. Radius
85621M	1-5/8"	5/8"	1/2"	3"	5/8"	1/4"	7/8"(22 mm)	7/32"
85622M	1-5/8"	57/64"	1/2"	3"	1-5/8"	1/4"	7/8"(22 mm)	1/2"

85620M Beading stile and rail set includes 85621M and 85622M assemblies

Carbide Tipped Ogee Stile & Rail Bits

Micrograin bits with shear angle geometry, super-sharp cutting edges and close-tolerance manufacturing to ensure consistently smooth, tight-fitting joints.

- These bits are not for use in hand-held routers. Use with a router table only. Designed for 3/4" wood with a maximum wood thickness of 7/8"
- Both 85626M and 85627M assemblies are reversible. Either can be used to make both stile and rail cuts by order on the arbor. This requires one workpiece to be cut "face up" and the other workpiece "face-down"



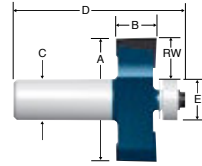
Item #	A. Overall Dia.	B. Cutting Edge Lgth.	C. Shank Dia.	D. Overall Length	E. Decorative Cut Depth	F. Kerf	G. Bearing Diameter	R. Radius
85626M	1-5/8"	43/64"	1/2"	3"	13/32"	3"	7/8"(22 mm)	1/2"
85627M	1-5/8"	51/64"	1/2"	3"	17/64"	3"	7/8"(22 mm)	1/2"

85625M Ogee stile and rail set includes 85626M and 85627M assemblies

Carbide Tipped Rabbeting Bits

Micrograin control cut bits for making rabbeting cuts without the use of a router guide.

- To increase the width of rabbet by 1/16" for 85218M and 85590M, purchase 3/8" diameter bearing 3 600 900 501 and dust shield 3 600 120 507

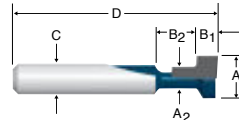


Item #	RW Rabbet Width	A. Overall Diameter	B. Cutting Edge Lgth.	C. Shank Diameter	D. Overall Length	E. Bearing Diameter
85218M	3/8"	1-1/4"	1/2"	1/4"	2"	1/2"
85590M	3/8"	1-1/4"	1/2"	1/2"	2-3/8"	1/2"
85614M	1/2"	1-3/8"	1/2"	1/4"	2"	1/2"
85615M	1/2"	1-3/8"	1/2"	1/2"	2-3/8"	1/2"

Carbide Tipped Keyhole Bits

For plunge and slots cuts. Route mounting slots in picture frames and plaques.

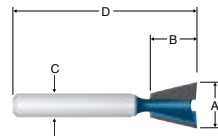
- 85608M is a carbide tipped bit
- 85078 is a high speed steel bit



Item #	A1. Large Diameter	A2. Small Diameter	B. Cutting Edge	C. Shank Diameter	D. Overall Length
85078	3/8"	3/16"	3/16"	1/4"	1-7/8"
85608M	3/8"	3/16"	3/8"	1/4"	1-1/2"

Carbide Tipped Dovetail Bits

Micrograin bits for making dovetail joints.



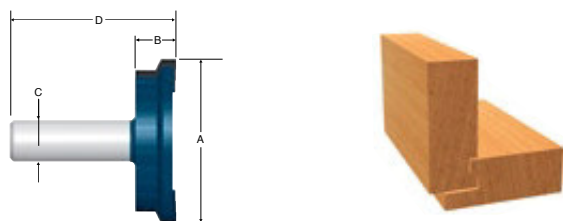
Item #	A. Overall Diameter	B. Cutting Edge Length	C. Shank Diameter	D. Overall Length	Degree
84706M	3/8"	3/8"	1/2"	2"	9
84702M	3/8"	3/8"	3/8"	2"	9
84703M	1/2"	1/2"	1/4"	2"	14
84709M	1/2"	17/32"	1/2"	2-1/2"	14
85240M	17/32"	1/2"	1/4"	1-7/8"	15
84710M	3/4"	3/4"	1/2"	3"	14
84705M	1"	1"	1/2"	2-3/4"	14

Cabinetry/Joinery Bits

Carbide Tipped Drawer Lock Joint Bit

Micrograin control cut bit for constructing durable drawer joints.

- Recommended for use with a router table

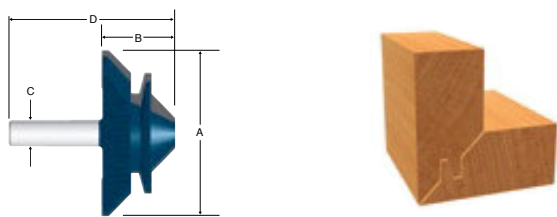


Item #	A. Overall Diameter	B. Cutting Edge Length	C. Shank Diameter	D. Overall Length
84512M	1"	1/2"	1/2"	1-5/16"

Carbide Tipped Lock Miter Bit

Micrograin control cut bit for making right angle joints and glue joints.

- Recommended for use with a router table



Item #	A. Overall Diameter	B. Cutting Edge Length	C. Shank Diameter	D. Overall Length
84508M	2-11/16"	1-3/16"	1/2"	2-5/8"

Carbide Tipped Reversible Glue Joint Bit

Micrograin control cut bit used for making glue-ups and strong joints in door panels, tabletops and more.

- Recommended for use with a router table



Item #	A. Overall Diameter	B. Cutting Edge Length	C. Shank Diameter	D. Overall Length
84505M	1-7/8"	1-3/32"	1/2"	2-5/8"

Carbide Tipped Tongue & Groove Bits

Micrograin bits designed to cut tongue and grooves on 1/2" through 3/4" thick material. To cut the tongue, use the complete assembly; to cut the groove, remove one slotting cutter.

- Recommended for use with a router table
- For 1/4" replacement arbor assembly use 84626
- 84623M replacement cutter is 85610M; arbor is 84626
- 84624M replacement cutter is 85610M



Item #	A. Overall Diameter	B. Cutting Edge Length	C. Shank Diameter	D. Overall Length	E. Decorative Cut Depth
84623M	1-7/8"	1/4"	1/4"	2-1/2"	1/2"
84624M	1-7/8"	1/4"	1/2"	2-1/2"	1/2"

Carbide Tipped Wedge Tongue Bit

Micrograin control cut bit for making tongue style wedge cuts.

- Recommended for use with a router table



Item #	A. Overall Diameter	B. Cutting Edge Length	C. Shank Diameter	D. Overall Length
84509M	1-1/4"	1-1/4"	1/2"	2-3/4"

Carbide Tipped Wedge Groove Bit

Micrograin control cut bit for making groove style wedge cuts.

- Recommended for use with a router table



Item #	A. Overall Diameter	B. Cutting Edge Length	C. Shank Diameter	D. Overall Length
84510M	1-1/4"	1-1/4"	1/2"	2-3/4"

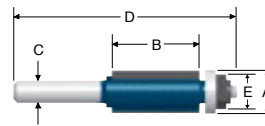


Solid Surface Bits



Bowl & Sink Trim Bits

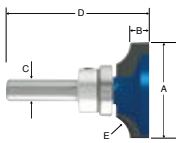
For sink cutouts. 85702M creates rough cut-out with 1/16" margin. 85701M creates flush finished cut.



Item #	A. Overall Diameter	B. Cutting Edge Length	C. Shank Diameter	D. Overall Length	E. Small Diameter
85701M	3/4"	1"	1/2"	3-1/2"	0° - Flush Trim
85702M	3/4"	1"	1/2"	3-1/4"	10° - 1/16" Overhang

Carbide Tipped Under Round Bits

Micrograin bits used for cutting bottom-half of bullnose on 1" or 1-1/2" material without turning the material over.


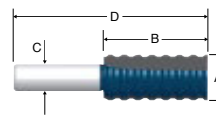


Item #	A. Overall Diameter	B. Cutting Edge Length	C. Shank Diameter	D. Overall Length	Cutting Radius
85692M	2-1/8"	3/4"	1/2"	2-7/8"	1/2"
85693M	2-5/8"	1"	1/2"	3"	3/4"

Carbide Tipped A-line Edge Aligning Bit

Micrograin bit designed to precisely join all solid surfacing materials, hardwoods and other dense materials. Mating edges are aligned at the precise level without changing the router bit or router base. Unique trapezoidal design increases surface area for a stronger glue joint.

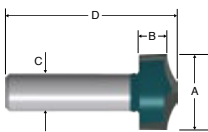
- Requires A-line sub-base 3 601 039 504



Item #	A. Overall Diameter	B. Cutting Edge Length	C. Shank Diameter	D. Overall Length
85649M	7/8"	1-7/8"	1/2"	2-33/64"

Carbide Tipped No-Drip Bit

Micrograin bit used to cut a no-drip edge where countertop and face material meet.

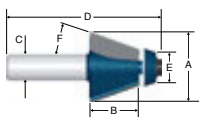


Item #	A. Overall Diameter	B. Cutting Edge Length	C. Shank Diameter	D. Overall Length
85694M	1"	1/2"	1/2"	2-1/8"

Carbide Tipped Bevel Bowl Bit

Micrograin bit for use when fabricating solid undermount bowls.


- Replacement ball bearing 3 600 200 514



Item #	A. Overall Diameter	B. Cutting Edge Lgth.	C. Shank Diameter	D. Overall Length	E. Bearing Diameter	F. Cutting Width
85659M	1-1/4"	15/16"	1/2"	3"	3/4"	10°

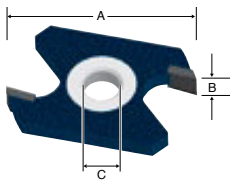
Routers

Slotting/Arbor Cutters



2-wing Slotting Cutters

Micrograin control cut bits used for making slots for T-molding and weather stripping.



Item #	A. Overall Diameter	B. Cutting Edge Lgth.	C. Shank Diameter	Depth of Cut
85505M	1-3/16"	1/4"	1/4"	9/32"

Arbors for Slotting Cutters

For use with 2-wing and 3-wing slotting cutters.



82811



82808 92813

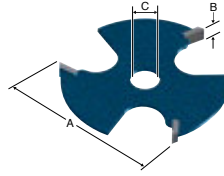


82810

Item #	Arbor Dia.	Bearing Dia.	Length	Shank Dia.	For Use With	Used on Part No.
82811	5/16"	7/8"	3"	1/2"	3-wing slotting cutters	85520M, 85609M, 85610M
92813	5/16"	N/A	1-23/32"	1/4"	3-wing slotting cutters	85526M, 85527M, 85528M, 85529M, 92837
82808	1/4"	5/8"	1-29/32"	1/4"	2-wing slotting cutters	85505M, 85506M, 85507M, 85508M
82810	5/16"	7/8"	2-5/8"	1/4"	2-wing slotting cutters	85517M, 85520M, 92837

3-wing Slotting Cutters

Micrograin bits used for making slots for T-molding and weather stripping.



Item #	A. Overall Diameter	B. Cutting Edge Lgth.	C. Shank Diameter	Depth of Cut
85526M	1-7/8"	1/16"	5/16" (bore)	1/2"
85527M	1-7/8"	5/64"	5/16" (bore)	1/2"
85528M	1-7/8"	3/32"	5/16" (bore)	1/2"
85529M	1-7/8"	1/8"	5/16" (bore)	1/2"
85530M*	1-7/8"	5/32"	5/16" (bore)	1/2"
85609M	1-7/8"	3/16"	5/16" (bore)	1/2"
85610M	1-7/8"	1/4"	5/16" (bore)	1/2"

*85530M is used for biscuit joint cutting.

Router Bit Components



Bearing Enlargers

Use Bosch bearing enlargers for changing profiles, widths and rabbeting depths of ball bearing-piloted router bits with 3/16" O.D. pilots.



Item #	Inside Diameter	Outside Diameter
BE006	3/16"	3/4"
BE007	3/16"	7/8"
BE008	3/16"	1"
BE009	3/16"	1-1/8"
BE400	One each of BE006, BE007, BE008 and BE009	

Non-marring Bearings

Non-marring high precision bearings are specially engineered and fitted with sleeves to prevent scratching on all surfaces. Use with piloted router bits including laminate trim and edge forming bits.



Item #	Inside Diameter	Outside Diameter
NMB004	3/16"	1/2"
NMB005	1/4"	5/8"
NMB006	1/4"	3/4"
NMB300	One each of NMB004, NMB005 and NMB006	

Sanders and Planers

Tools and Accessories



Section Guide

Tools

Belt Sanders.....	145
Orbital Sanders.....	144-145
Random Orbit Sanders.....	142-144
Planers.....	146

Accessories

Sander Accessories.....	147
Planer Accessories.....	147
Sanding & Polishing Pads & Belts.....	148-152

Sanders/Planers

Random Orbit Sanders/Polishers

ROS10 – 5" Palm Random Orbit Sander/Polisher



NEW

- Multi-purpose sander with pad that both orbits and rotates, duplicating natural hand sanding action and delivering a well-blended, ultra-smooth surface finish with fast removal rate
- Comfortable Soft-grip Top and Body - Multiple grip positions to prevent hand fatigue
- Low-vibration Design - Engineered for smooth running and user comfort
- High-performance Soft Microcellular Backing Pad – Provides a fine finish on flat or contoured surfaces
- Hook-Tight™ hook-&-loop disc attachment - Over 35,000 long-life hooks ensure firm grip of disc, (up to 2x the standard number of hooks.)
- Uses industry-standard 8-hole 5" hook-&-loop discs
- Integral pad dampening system - Helps prevent swirl marks
- Bosch Microfilter Dust Canister with integrated paper filter - Optimal system for filtering fine dust

Includes: Soft Backing Pad, Microfilter Dust Canister, Vacuum Hose Adapter for 1-1/4", 1-1/2" and Bosch Vacuum Hoses, Sanding Disc

ROS20VSK – 5" Variable Speed Palm Random Orbit Sander/Polisher Kit



NEW

- Multi-purpose sander with pad that both orbits and rotates, duplicating natural hand sanding action and delivering a well-blended, ultra-smooth surface finish with fast removal rate
- Comfortable Soft-grip Top and Body - Multiple grip positions to prevent hand fatigue
- Low-vibration Design - Engineered for smooth running and user comfort
- High-performance Soft Microcellular Backing Pad – Provides a fine finish on flat or contoured surfaces
- Hook-Tight™ hook-&-loop disc attachment - Over 35,000 long-life hooks ensure firm grip of disc, (up to 2x the standard number of hooks.)
- Uses industry-standard 8-hole 5" hook-&-loop discs
- Integral pad dampening system - Helps prevent swirl marks
- Bosch Microfilter Dust Canister with integrated paper filter - Optimal system for filtering fine dust
- Variable-Speed Dial

Includes: Soft Backing Pad, Microfilter Dust Canister, Vacuum Hose Adapter for 1-1/4", 1-1/2" and Bosch Vacuum Hoses, Sanding Disc, Carrying Case

ROS20VS Woodworker's Journal

Woodworker's Journal completed a comprehensive random orbit sander review testing 19 different sanders. The **Bosch ROS20VS** was picked as the **Best Bet** - "Very smooth operating machine at a good price."



Specifications

Model#	Rating	Amperage	No Load OPM	Eccentric Offset	Disc Size	Length (in.)	Height (in.)	Width (in.)	Weight (lbs.)
ROS10	120V	2.5	12,000	3/64" (1.25mm)	5" (125mm)	9"	6"	5"	3.5
ROS20VSK	120V	2.5	7,500-12,000	3/64" (1.25mm)	5" (125mm)	9"	6"	5"	3.5



For more details visit
Boschtools.com



See pages 147-152 for
sanders/polishers
accessories.

Sanders/Planers

Random Orbit Sanders/Polishers



143

3107DVS – 5" Variable-Speed Random Orbit Sander/Polisher



- Multi-purpose sander with pad that both orbits and rotates, duplicating natural hand sanding action and delivering a well-blended, ultra-smooth surface finish with fast removal rate
 - Enhanced Random Orbit Sanding Action - Eccentric orbit diameter of 3/16" (3/32" offset) plus free rotation for fast, swirl-free fine finishing or for aggressive stock removal
 - High-performance Soft Microcellular Backing Pad - Conforms to contours, provides a fine finish
 - Integral Pad Dampening System - Helps prevent swirl marks
 - Bosch Microfilter Dust Canister with integrated paper filter - Optimal system for filtering fine dust
 - Multi-position Front Handle Design - Easily folds up or detaches for sanding in tight spots
- Includes:** 5mm Hex Pad Wrench, Soft Backing Pad, Microfilter Dust Canister, Sanding Disc

3725DEVS – 5" Electronic Variable-Speed Random Orbit Sander/Polisher



- Multi-purpose sander with pad that both orbits and rotates, duplicating natural hand sanding action and delivering a well-blended, ultra-smooth surface finish with fast removal rate
 - Enhanced Random Orbit Sanding Action - Eccentric orbit diameter of 3/16" (3/32" offset) plus free rotation for fast, swirl-free fine finishing or for aggressive stock removal
 - Soft-Start - Reduces start-up torque
 - Constant Response™ Circuitry - Maintains constant speed under load, provides overload protection
 - High-performance Soft Microcellular Backing Pad - Conforms to contours, provides a fine finish
 - Integral Pad Dampening System - Helps prevent swirl marks
 - Rugged Die-cast Aluminum Gear Housing with exclusive dual-bearing pad mount - Long-life design eliminates wobble and vibration
 - Bosch Microfilter Dust Canister with Integrated Paper Filter - Optimal system for filtering fine dust
- Includes:** 5mm Hex Pad Wrench, Soft Backing Pad, Microfilter Dust Canister, Sanding Disc

3727DEVS – 6" Electronic Variable-Speed Random Orbit Sander/Polisher



- Multi-purpose sander with pad that both orbits and rotates, duplicating natural hand sanding action and delivering a well-blended, ultra-smooth surface finish with fast removal rate
 - Enhanced Random Orbit Sanding Action - Eccentric orbit diameter of 5/32" (5/64" offset) plus free rotation for fast, swirl-free fine finishing or for aggressive stock removal
 - Soft-Start - Reduces start-up torque
 - Constant Response™ Circuitry - Maintains constant speed under load, provides overload protection
 - High-performance Soft Microcellular Backing Pad - Conforms to contours, provides a fine finish
 - Integral Pad Dampening System - Helps prevent swirl marks
 - Rugged Die-cast Aluminum Gear Housing with exclusive dual-bearing pad mount - Long-life design eliminates wobble and vibration
 - Bosch Microfilter Dust Canister with Integrated Paper Filter - Optimal system for filtering fine dust
- Includes:** 5mm Hex Pad Wrench, Soft Backing Pad, Microfilter Dust Canister, Sanding Disc

Fine Wood Working Author's Best Value Choice 2008

Specifications

Model#	Rating	Amperage	No Load OPM	Eccentric Offset	Disc Size	Length (in.)	Height (in.)	Width (in.)	Weight (lbs.)
3107DVS	120V	3.3	4,500-13,000	3/32" (2.5mm)	5" (125mm)	10.25"	7.625"	5"	5.0
3725DEVS	120V	3.3	4,500-12,000	3/32" (2.5mm)	5" (125mm)	12"	5.25"	5"	5.1
3727DEVS	120V	3.3	4,500-12,000	5/64" (2.0mm)	6" (150mm)	12"	5.25"	6"	5.2

See pages 147-152 for sanders/polishers accessories.

Toll free: 877-BOSCH-99



Sanders/Planers

Orbital Sanders and Random Orbit Sander/Polisher

1250DEVS – 6" Dual-Mode Electronic Random Orbit Sander/Polisher



- Multiple-purpose Sander with Two Sanding Modes: Random orbit mode for normal stock removal or fine finishing and "Turbo" driven eccentric orbit mode for aggressive stock removal at 5x random orbit sander removal rate!
 - Mode Selector Switch - Quickly change between random orbit mode and "Turbo" mode
 - Soft-Start - Reduces start-up torque
 - Constant Response™ Circuitry - Maintains pad speed under heavy loads and protects against overloads
 - High-performance Soft Microcellular Backing Pad - Conforms to contours, provides a fine finish
 - Integral Pad Dampening System - Helps prevent swirl marks
 - Rugged Die-cast Aluminum Gear Housing with Exclusive Dual-bearing Pad Mount - Long-life design eliminates wobble and vibration
 - Built-In Dust Port - Passive Dust Collection System. Vacuum cleaner and hose required. Accepts Bosch VAC001, VAC009 and VAC010 vacuum hoses or VAC002 hose adapter
- Includes:** Dust Tube, Soft Backing Pad, Ambidextrous Auxiliary Handle, 5mm Pad Wrench, Sanding Disc

1294VSK – Corner/Detail Orbital Sander Kit



- Uniform sanding in corners and tight spaces
 - True orbital finishing sander motion, not inferior arcing or pivoting motion
 - Tool-free Pad Changes - Makes pad changes quick and hassle-free
 - Low-vibration Design - Engineered for smooth running and operator comfort
 - Ergonomic Soft-grip Top
 - 3-position Pad - Extends paper and pad life
 - Built-In Dust Port - Passive Dust Collection System. Vacuum cleaner and hose required. Accepts Bosch VAC001, VAC009 and VAC010 vacuum hoses or VAC002 hose adapter
- Includes:** (20) Sanding Sheets, Extension Plates, Narrow Extensions, Regular Sanding Pad, Carrying Case

1297DK – 1/4 Sheet Orbital Finishing Sander Kit with SheetLoc™



SheetLoc™

- SheetLoc™ Sandpaper Attachment System - Pulls regular sandpaper flat and tight, giving it the benefits of adhesive "stick-on" paper – fast and easy installation; efficient, uniform sanding, and longer paper life, but without stick-on paper's nearly twice-the-price cost
 - Rubberized Paper Clamps - For firm, no-slip grip
 - Also accepts stick-on paper
 - Bosch Microfilter Dust Canister with Integrated Paper Filter - Optimal filtering system of fine dust
 - Flush Sanding Ability - Sands close to vertical surfaces on three sides
 - 3-point Counterbalance - Low vibration for maximum comfort
 - Dust-sealed Rocker Switch - Convenient, easy off and on, keeps dust out
 - Ergonomic, Soft Grip Top - For comfort and control
- Includes:** Paper Punchplate, Sandpaper Sheet, Microfilter Dust Canister, 1/4-Sheet Sanding Pad, Vacuum Hose Adaptors for 1-1/4", 1-1/2" and Bosch Vacuum Hoses, Carrying Bag

Specifications

Model#	Rating	Amperage	No Load OPM	No Load RPM (in Turbo Mode)	Eccentric Offset	Disc Size	Sanding Plate Size (in.)	Paper Size	Stick-on (PSA) Sandpaper Size	Orbit Diameter (in.)	Length (in.)	Height (in.)	Width (in.)	Weight (lbs.)
1250DEVS	120V	6.5	3,100-6,650	270-600	3/32" (2.5mm)	6" (150mm)	6"	N/A	N/A	3/16"	12"	6"	6"	5.3
1294VSK	120V	2.3	13,000-19,000	N/A	N/A	N/A	3-3/4"	N/A	N/A	3/32"	11"	4-3/8"	3-7/8"	2.4
1297DK	120V	2.0	12,000	N/A	N/A	N/A	4-1/2" x 4"	4-1/2" x 5-1/2" (Std. 1/4 sheet)	4-1/2" x 4-1/2" (Std. 1/4 sheet)	1/16"	10"	5-3/4"	4-1/2"	2.7

Sanders/Planers

Orbital/Belt Sanders



145

1293D – 1/2-Sheet Orbital Finishing Sander



- Rubberized Paper Clamps - For firm, no-slip grip of regular sand paper
 - Also accepts stick-on paper
 - Dual-row Bearing Design - For exceptional smoothness
 - Bosch Microfilter Dust Canister with Integrated Paper Filter - Optimal filtering system of fine dust
 - Ergonomic Handles, Tapered Soft-grip Top - Multiple grip positions provide comfort and control
 - Front Handle Removes Easily - For sanding in tight spots
 - Flush Sanding Ability - Sands close to vertical surfaces on three sides
 - Trigger Switch with Lock-on Button
- Includes:** Allen Key, Paper Punchplate, Microfilter Dust Canister, Sanding Sheet, 1/2-Sheet Sanding Pad

1274DVS(K) – 3" x 21" Variable-Speed Belt Sander

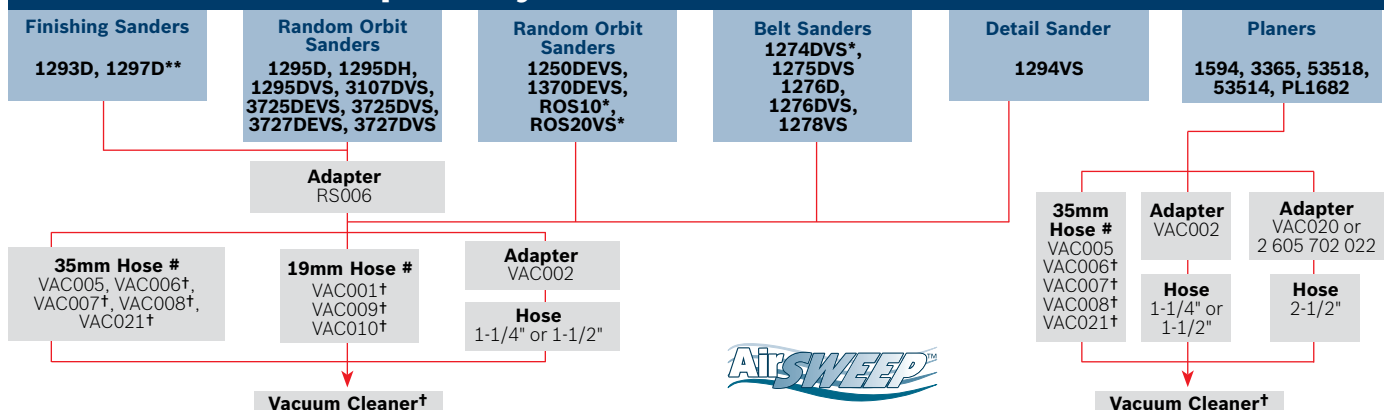


- Variable Speed Dial - Allows matching of speed to workpiece and task
 - Lightweight - Designed for both vertical and horizontal applications, great for remodeling work
 - 16-ft. Cord for extended range of operation
 - Removable Front Handle - For close work
 - Compact In-line Design - For better balance
 - Sands Flush to Vertical Surfaces - For sanding versatility
 - Lever Belt Release-action - For quick belt changes
 - Belt Tracking Adjustment Knob
 - Graphite Platen Protector Pad - For cool running and uniform sanding
 - Replaceable wear inserts - Protect housing from damage
 - Accepts optional sanding frame, stand and fence - For versatility and accuracy
- Includes:** Dust Bag Assembly, Graphite Platen Pad, Sanding Belt, Vacuum Hose Adaptor for 1-1/4", 1-1/2" and Bosch Vacuum Hoses

1274DVS also includes carrying case

Sanders/Planers

Dust Extraction Compatibility Chart



†Competitor vacuum cleaners' ports won't accept VAC006-VAC021 locking hoses. They are only for use with Bosch 3931, 3931A and 3931A-PB vacs.

*Includes VAC002 Adaptor.

**Includes RS006 and VAC002 Adaptors.

Specifications

Model#	Rating	Amperage	Belt Size (in.)	No Load SFPM	No Load OPM	Paper Size	Orbit Diameter (in.)	Length (in.)	Height (in.)	Width (in.)	Weight (lbs.)
1293D	120V	3.2	N/A	N/A	13,000	4-1/2" x 11" (1/2 sheet)	3/16"	13-1/4"	7-5/8"	4-1/2"	6.3
1274DVS(K)	120V	6.6	3" x 21"	550-1,100	N/A	N/A	N/A	17-3/8"	5-1/8"	5-1/2"	7.25

Sanders/Planers

Planers

3365 – 3-1/4" Planer



- Electronically-Counterbalanced Single-Blade System Automatically Positions Blade at Ideal Cutting Angle - Eliminates uneven planing caused by misaligned blades
- Equipped with Bosch Woodrazor® Micrograin Carbide Blades, which resist fractures from nail and staple strikes - Last up to 2 times longer on 3365 than standard carbide blades on other planers
- Ratcheting Depth Knob - Allows fool-proof setting of depth increments from 0" to 5/64" (2.0mm) within one revolution. No need to re-zero the depth
- Chip Ejection Switch - Directs shavings left or right
- Guide Fence - Ensures consistent planing through entire workpiece
- Park Rest Stand - Protects blade and workpiece
- Lock-off Release Button - Helps avoid accidental starts

Includes: (2) Woodrazor® Blades, Chip Bag, Guide Fence, Blade Wrench

PL1682 – 3-1/4" Planer



NEW



- Electronically-Counterbalanced Single-Blade System Automatically Positions blade at ideal cutting angle - Eliminates uneven planing caused by misaligned blades
- Equipped with Bosch Woodrazor™ Micrograin Carbide Blade, which resist fractures from nail and staple strikes - Lasts up to 2 times longer on PL1682 than standard carbide blades on other planers
- Ratcheting Depth Knob - Allows fool-proof setting of depth increments from 0 to 1/16" (1.5mm) within one revolution. So there is no need to re-zero the depth
- Aluminum front and rear shoes machined together after assembly to ensure accuracy
- Spring-Loaded Park Rest Stand - Protects blade, workpiece, and tool resting spot; special shape allows easy start-up in middle of workpiece
- Edge Guide Fence - Ensures consistent planing through entire workpiece
- Optimally-Angled Handle Design - For comfort and forward motion of tool
- Lock-off Release Button - Helps avoid accidental starts

Includes: (2) Woodrazor® Blades, Chip Bag, Guide Fence, Blade Wrench

1594K – 3-1/4" Planer Kit



- Versatile 2-blade System
- Equipped with Bosch Woodrazor® Micrograin Carbide Blades - Woodrazors last up to 30% longer than standard carbide blades and resist fractures from nail and staple strikes
- Can be converted for use with large high-speed steel blades (optional accessories required)
- Ratcheting Depth Knob - Allows fool-proof setting of depth increments from 0" to 3/32" (2.6mm) within one revolution. No need to re-zero the depth
- Chip Ejection Switch - Directs shavings left or right
- Aluminum front and rear shoes machined together after assembly to ensure accuracy
- Spring-Loaded Park Rest Stand - Protects blade and workpiece; special shape allows easy start-up in middle of workpiece
- Ambidextrous Lock-off Release Button - Helps avoid accidental starts
- Optimally-Angled Handle Design - For comfort and forward motion of tool

Includes: (2) Woodrazor® Blades, Chip Bag, Bevel Guide Fence, Blade Wrench, Carrying Case

Specifications

Model#	Rating	Amperage	No Load RPM	Planing Depth	Rabbeting Depth (in.)	Maximum Planing Width (in.)	Shoe Length (in.)	Cord Length (ft.)	Weight (lbs.)
3365	120V	5.0	18,000	0-5/64" (2.0mm)	0-5/16"	0" to 3-1/4"	10-3/4"	10'	5.0
PL1682	120V	6.0	16,500	0-1/16" (1.5mm)	0-5/16"	0" to 3-1/4"	11-1/8"	10'	6.0
1594K	120V	6.5	16,500	0-3/32" (2.5mm)	0-5/16"	0" to 3-1/4"	11-1/8"	10'	6.0



Sander Attachments

2 608 005 057 Sanding Frame

- Raises sander, reducing sanding pressure
- Adds depth control to belt sander
- Helps prevent gouging of workpiece
- Allows use of belt sander's linear motion for fine finishing
- Fits models 1276D, 1276DVS



SA1051 Sanding Frame

- Raises sander, reducing sanding pressure
- Adds depth control to belt sander
- Helps prevent gouging of workpiece
- Allows use of belt sander's linear motion for fine finishing
- Fits model 1274DVS



Microfilter Dust Canisters

- The optimal on-tool system for collecting fine dust
- Integrated paper filter traps particles as small as a 1/2 micron in diameter
- Easy to empty and clean
- 2609199179: Fits models ROS20VS and ROS10
- RS024: Fits model 1297D
- RS025: Fits models 1295D, 1295DH, 1295DP, 1295DVS
- RS026: Fits models 3107DVS, 3725DVS, 3727DVS, 3725DEVS, 3727DEVS, 1293D



2609199179



RS025

1 608 030 024 Sanding Stand

- Turns your portable belt sander into a stationary sander
- Professional accessory eliminates makeshift solutions
- Clamps sander in horizontal or vertical position
- Use only in conjunction with Sanding Fence 2607001079 (sold separately)
- Fits model 1274DVS



2 607 001 079 Sanding Fence

- Use with sanding stand to shape stock held against belt
- Fences can be mounted alongside belt or across sander
- Use without stand to guide sander on edges
- Fits model 1274DVS



RS006 Hose Adapter for Various Sanders

- Used on Vacuum Hose VAC001, VAC005, VAC006, VAC007, VAC008, VAC009, VAC010, VAC021 or Vacuum Hose Adapter VAC002
- Fits models 1293D, 1295D, 1295DH, 1295DP, 1295DVS, 1297D, 3107DVS, 3725DVS, 3727DVS, 3725DEVS, 3727DEVS



Planer Attachments

PA1202 Woodrazor® Micrograin Carbide Planer Blades

- Toughest, most durable planer blade available
- Lasts up to 30% longer than standard tungsten carbide blades
- 10% sharper than standard carbide blades
- Double-edged, reversible
- Made with micrograin tungsten carbide
- Fits Bosch and most competitive planers



PA1204 HSS Blades with Retainers

- For use with 1594 Planer
- Factory leveled for immediate installation on planer
- Resharpenable
- Bosch PA1206 Blade leveling fixture is required for installation and reinstallation after resharpening



PA1205 High-Speed Steel Blades

- For use with 1594 Planer and many competitors' models
- Resharpenable
- HSS blade retainers required
- Bosch PA1206 Blade leveling fixture is required for installation and reinstallation after resharpening



2 607 001 077 Bevel Guide Fence

- Allows bevel cutting from 0°-45°
- Two lock knobs and cast bracket for rigidity
- Ensures consistent planing through entire workpiece
- Protective shield covers section of blade not in use
- Fits 3365, 1594, 53514, 53518, and PL1682



PA1203 Guide Fence

- Ensures consistent planing through entire workpiece
- Protective shield covers section of blade not in use
- Fits 3365, 1594, 53514, 53518, and PL1682



PA1206 HSS Blade Leveling Fixture

- For use with 1594 Planer
- Required for installation of new and resharpened PA1205 and PA1204 HSS blades



Rabbeting Depth Stops for Planers

- 2 607 000 073 Fits models 3365, 53514, 53518
- 1 608 132 006 Fits model 1594, PL1682



2 605 411 035 Chip Bag

- Extra-large chip bag keeps work area clean
- Fits 3365, 1594, 53514, 53518, and PL1682



2 610 906 281 Metal Case

- For use with Bosch Planers



Sandpaper

Paint Sanding Discs

Sanding Color Coding Guide



Premium resin bonded aluminum oxide

- Long lasting performance.
- Best for sanding wood, wood composites and other materials.



Stearate coating over double resin bonded aluminum oxide

- Resists clogging for fast / efficient sanding.
- Best for sanding painted, finished or soft surfaces.

Grit Guide

40	Heavy sanding and stripping
60, 80	Moderate sanding and smoothing
100, 120	Light sanding and cleaning
180	Fine sanding/before first coat
240	Very fine sanding/before finish coat
320	Sanding between finish coats

Sanding Discs for Random Orbit Sanders



Sanding Discs for Paint

Ideal for paint and finish removal or sanding softer materials. Features aluminum oxide with special non-stick coating designed to eliminate the dust that often clogs other sandpapers rendering them ineffective. Lasts up to 4X longer than standard sandpaper.

- Superior performance and long life
- Cleanly pre-punched with 6 or 8 holes for uniform dust extraction through the pad without creating unwanted swirl marks or scratches on the work surface
- Available in 5" or 6" discs with hook & loop backing


Item #	Diameter	Grit	Description	Quantity
SR5W000	5"	60-120-240	Hook & loop, 8 holes	6
SR5W040	5"	40	Hook & loop, 8 holes	5
SR5W042	5"	40	Hook & loop, 8 holes	25
SR5W060	5"	60	Hook & loop, 8 holes	5
SR5W062	5"	60	Hook & loop, 8 holes	25
SR5W065	5"	60	Hook & loop, 8 holes	50
SR5W080	5"	80	Hook & loop, 8 holes	5
SR5W082	5"	80	Hook & loop, 8 holes	25
SR5W085	5"	80	Hook & loop, 8 holes	50
SR5W120	5"	120	Hook & loop, 8 holes	5
SR5W122	5"	120	Hook & loop, 8 holes	25
SR5W125	5"	120	Hook & loop, 8 holes	50
SR5W180	5"	180	Hook & loop, 8 holes	5
SR5W240	5"	240	Hook & loop, 8 holes	5
SR5W242	5"	240	Hook & loop, 8 holes	25
SR5W245	5"	240	Hook & loop, 8 holes	50
SR6W000	6"	60-120-240	Hook & loop, 6 holes	6
SR6W040	6"	40	Hook & loop, 6 holes	5
SR6W060	6"	60	Hook & loop, 6 holes	5
SR6W062	6"	60	Hook & loop, 6 holes	25
SR6W080	6"	80	Hook & loop, 6 holes	5
SR6W120	6"	120	Hook & loop, 6 holes	5
SR6W180	6"	180	Hook & loop, 6 holes	5

Sandpaper

Wood/Zirconium Sanding Discs



149 BOSCH



NEW

HEAVY DUTY
Zirconium™

Sanding Discs for Wood

Perfect for multi-purpose sanding projects and hard woods such as oak and maple or building boards like plywood. Industrial strength, this paper provides users with the highest quality aluminum oxide grit and resin bonding agent.


- Superior performance and long life
- Bosch sanding discs are cleanly pre-punched with 6 or 8 holes for uniform dust extraction through the pad without creating unwanted swirl marks or scratches on the work surface
- Available in 5" or 6" discs with hook & loop backing

Item #	Diameter	Grit	Description	Quantity
SR5R000	5"	60-120-240	Hook & loop, 8 holes	6
SR5R040	5"	40	Hook & loop, 8 holes	5
SR5R042	5"	40	Hook & loop, 8 holes	25
SR5R045	5"	40	Hook & loop, 8 holes	50
SR5R060	5"	60	Hook & loop, 8 holes	5
SR5R062	5"	60	Hook & loop, 8 holes	25
SR5R065	5"	60	Hook & loop, 8 holes	50
SR5R080	5"	80	Hook & loop, 8 holes	5
SR5R082	5"	80	Hook & loop, 8 holes	25
SR5R085	5"	80	Hook & loop, 8 holes	50
SR5R105	5"	100	Hook & loop, 8 holes	50
SR5R120	5"	120	Hook & loop, 8 holes	5
SR5R122	5"	120	Hook & loop, 8 holes	25
SR5R125	5"	120	Hook & loop, 8 holes	50
SR5R180	5"	180	Hook & loop, 8 holes	5
SR5R182	5"	180	Hook & loop, 8 holes	25
SR5R185	5"	180	Hook & loop, 8 holes	50
SR5R240	5"	240	Hook & loop, 8 holes	5
SR5R242	5"	240	Hook & loop, 8 holes	25
SR5R245	5"	240	Hook & loop, 8 holes	50
SR5R320	5"	320	Hook & loop, 8 holes	5
SR5R322	5"	320	Hook & loop, 8 holes	25
SR5R325	5"	320	Hook & loop, 8 holes	50
SR6R000	6"	60-120-240	Hook & loop, 6 holes	6
SR6R040	6"	40	Hook & loop, 6 holes	5
SR6R042	6"	40	Hook & loop, 6 holes	25
SR6R060	6"	60	Hook & loop, 6 holes	5
SR6R062	6"	60	Hook & loop, 6 holes	25
SR6R080	6"	80	Hook & loop, 6 holes	5
SR6R082	6"	80	Hook & loop, 6 holes	25
SR6R102	6"	100	Hook & loop, 6 holes	25
SR6R120	6"	120	Hook & loop, 6 holes	5
SR6R122	6"	120	Hook & loop, 6 holes	25
SR6R180	6"	180	Hook & loop, 6 holes	5
SR6R182	6"	180	Hook & loop, 6 holes	25
SR6R240	6"	240	Hook & loop, 6 holes	5
SR6R242	6"	240	Hook & loop, 6 holes	25
SR6R320	6"	320	Hook & loop, 6 holes	5
SR6R322	6"	320	Hook & loop, 6 holes	25

Premium Zirconium Sanding Discs

- Self-sharpening Zirconia Alumina abrasive cuts 3X faster and lasts 3X longer than standard aluminum oxide
- Grit is resin bonded to resist heat and humidity
- Heavy "F" weight backing resists tearing
- The harder it is worked, the better it performs on wood, metal and other surfaces

Item #	Diameter	Grit	Description	Quantity
ZR5B000	5"	60-120-220	Hook & Loop 8 Holes, Assortment	5
ZR5B040	5"	40	Hook & Loop 8 Holes	5
ZR5B042	5"	40	Hook & Loop 8 Holes	25
ZR5B044	5"	40	Hook & Loop 8 Holes	50
ZR5B060	5"	60	Hook & Loop 8 Holes	5
ZR5B062	5"	60	Hook & Loop 8 Holes	25
ZR5B064	5"	60	Hook & Loop 8 Holes	50
ZR5B080	5"	80	Hook & Loop 8 Holes	5
ZR5B082	5"	80	Hook & Loop 8 Holes	25
ZR5B084	5"	80	Hook & Loop 8 Holes	50
ZR5B120	5"	120	Hook & Loop 8 Holes	5
ZR5B122	5"	120	Hook & Loop 8 Holes	25
ZR5B124	5"	120	Hook & Loop 8 Holes	50
ZR5B220	5"	220	Hook & Loop 8 Holes	5
ZR5B222	5"	220	Hook & Loop 8 Holes	25
ZR5B224	5"	220	Hook & Loop 8 Holes	50



PSA (Self-adhesive) Sanding Discs

Item #	Diameter	Grit	Description	Quantity
RSP060	5"	60	PSA general purpose sanding disc	25
RSP080	5"	80	PSA general purpose sanding disc	25
RSP120	5"	120	PSA general purpose sanding disc	25
RSP240	5"	240	PSA general purpose sanding disc	25

Sanders/Planers



Sandpaper

Belts/Detail Sheets

Sanding Belts



Bi-directional sanding belts feature butt-splice construction for smooth running in both directions.

- Designed for superior performance on wood, metal, plastic, fiberglass and other materials
- Open coat aluminum oxide abrasive resists loading for high removal rates and a great finish
- Double resin bonding and x-weight backings provide durability and longer belt life
- Anti static coating backing for highest removal and consistent finish

Item #	Size	Grit	Quantity
SCBR000	1-1/2" x 12"	Assorted	3
SCBR040	1-1/2" x 12"	40	3
SCBR041	1-1/2" x 12"	40	10
SCBR060	1-1/2" x 12"	60	3
SCBR061	1-1/2" x 12"	60	10
SCBR080	1-1/2" x 12"	80	3
SCBR081	1-1/2" x 12"	80	10
SCBR120	1-1/2" x 12"	120	3
SCBR121	1-1/2" x 12"	120	10
SCBR180	1-1/2" x 12"	180	3
SCBR240	1-1/2" x 12"	240	3
SB3R000	3" x 18"	Assorted	3
SB3R040	3" x 18"	40	3
SB3R041	3" x 18"	40	10
SB3R060	3" x 18"	60	3
SB3R061	3" x 18"	60	10
SB3R080	3" x 18"	80	3
SB3R081	3" x 18"	80	10
SB3R100	3" x 18"	100	3
SB3R101	3" x 18"	100	10
SB3R120	3" x 18"	120	3
SB3R121	3" x 18"	120	10
SB4R000	3" x 21"	Assorted	3
SB4R040	3" x 21"	40	3
SB4R041	3" x 21"	40	10
SB4R060	3" x 21"	60	3
SB4R061	3" x 21"	60	10
SB4R080	3" x 21"	80	3
SB4R081	3" x 21"	80	10
SB4R100	3" x 21"	100	3
SB4R101	3" x 21"	100	10
SB4R120	3" x 21"	120	3
SB4R121	3" x 21"	120	10
SB5R000	3" x 24"	Assorted	3
SB5R040	3" x 24"	40	3
SB5R041	3" x 24"	40	10
SB5R060	3" x 24"	60	3
SB5R061	3" x 24"	60	10
SB5R080	3" x 24"	80	3
SB5R081	3" x 24"	80	10
SB5R100	3" x 24"	100	3
SB5R101	3" x 24"	100	10
SB5R120	3" x 24"	120	3
SB5R121	3" x 24"	120	10
SB6R040	4" x 24"	40	3
SB6R041	4" x 24"	40	10
SB6R060	4" x 24"	60	3
SB6R061	4" x 24"	60	10

Sanding Belts (Continued)

Item #	Size	Grit	Quantity
SB6R080	4" x 24"	80	3
SB6R081	4" x 24"	80	10
SB6R100	4" x 24"	100	3
SB6R101	4" x 24"	100	10
SB6R120	4" x 24"	120	3
SB6R121	4" x 24"	120	10

Detail Sanding Sheets for Corner / Detail Sanders & Multi-X™



Detail Sanding Sheets for Paint

Ideal for paint and finish removal or sanding softer materials. Features a special non-stick coating designed to eliminate the dust that often clogs other sandpapers rendering them ineffective. Lasts up to 4X longer than standard sandpaper.

- Premium resin-bonded aluminum oxide open coat with stearate coating
- Front-side punching enhances dust control
- When used with sanders such as the Bosch 1294VSK Corner / Detail Sander Kit, professionals can access corners and edges otherwise difficult to reach
- Fits Bosch 1294VSK and other detail sanders with 6 hole pattern
- Also fits Bosch Multi-X™ and similar oscillating tools

Item #	Grit	Description	Quantity
SDTW000	60-120-240	Assorted grits, hook & loop, 6 holes	6
SDTW040	40	Hook & loop, 6 holes	5
SDTW042	40	Hook & loop, 6 holes	25
SDTW060	60	Hook & loop, 6 holes	5
SDTW062	60	Hook & loop, 6 holes	25
SDTW080	80	Hook & loop, 6 holes	5
SDTW082	80	Hook & loop, 6 holes	25
SDTW120	120	Hook & loop, 6 holes	5
SDTW122	120	Hook & loop, 6 holes	25
SDTW180	180	Hook & loop, 6 holes	5
SDTW182	180	Hook & loop, 6 holes	25
SDTW240	240	Hook & loop, 6 holes	5
SDTW242	240	Hook & loop, 6 holes	25


BOSCH

For more details visit
Boschtools.com



Detail Sanding Sheets for Wood

Perfect for multi-purpose sanding projects and hard woods such as oak and maple or building boards like plywood. Industrial strength, this paper provides users with the highest quality aluminum oxide grit and resin bonding agent.

- Premium resin-bonded aluminum oxide open coat
- Front-side punching enhances dust control
- When used with sanders such as the Bosch 1294VSK Corner / Detail Sander Kit, professionals can access corners and edges otherwise difficult to reach
- Also fits Bosch Multi-X™ and similar oscillating tools

Item #	Grit	Description	Quantity
SDNR000	60-120-240	Assorted grits, hook & loop, narrow	6
SDTR000	60-120-240	Assorted grits, hook & loop, 6 holes	6
SDNR040	40	Hook & loop, narrow	5
SDTR040	40	Hook & loop, 6 holes	5
SDTR042	40	Hook & loop, 6 holes	25
SDNR060	60	Hook & loop, narrow	5
SDTR060	60	Hook & loop, 6 holes	5
SDTR062	60	Hook & loop, 6 holes	25
SDNR080	80	Hook & loop, narrow	5
SDTR080	80	Hook & loop, 6 holes	5
SDTR082	80	Hook & loop, 6 holes	25
SDNR120	120	Hook & loop, narrow	5
SDTR120	120	Hook & loop, 6 holes	5
SDTR122	120	Hook & loop, 6 holes	25
SDTR180	180	Hook & loop, 6 holes	5
SDTR182	180	Hook & loop, 6 holes	25
SDNR240	240	Hook & loop, narrow	5
SDTR240	240	Hook & loop, 6 holes	5
SDTR242	240	Hook & loop, 6 holes	25



Surface Conditioning Abrasive Triangle Pad

Fits Bosch 1294VSK, Multi-X™, and similar sanders plus oscillating tools

Item #	Description	Quantity
CS101	Coarse for rust, corrosion and finish removal or scuffing	1

Sanding Sheets for Orbital (Finishing) Sanders



Sanding Sheets for Paint

Ideal for paint and finish removal or sanding softer materials. Features a special non-stick coating designed to eliminate the dust that often clogs other sandpapers rendering them ineffective. Lasts up to 4X longer than standard sandpaper.

- Premium resin-bonded aluminum oxide open coat with stearate coating
- Ideal for orbital sanders but also other applications, even hand sanding

Item #	Size	Grit	Quantity
SS4W000	4-1/4" x 5-1/2"	60-120-180	6
SS4W060	4-1/4" x 5-1/2"	60	5
SS4W080	4-1/4" x 5-1/2"	80	5
SS4W120	4-1/4" x 5-1/2"	120	5
SS4W180	4-1/4" x 5-1/2"	180	5
SS1W060	9" x 11"	60	5
SS1W080	9" x 11"	80	5
SS1W120	9" x 11"	120	5
SS1W180	9" x 11"	180	5

Sandpaper

Sheets/Backing Pads



Sanding Sheets for Wood

Perfect for multi-purpose sanding projects and hard woods such as oak and maple or building boards like plywood. Industrial strength, this paper provides users with the highest quality aluminum oxide grit and resin bonding agent.

- Premium resin-bonded aluminum oxide open coat
- Ideal for orbital sanders but also other applications, even hand sanding

Item #	Size	Grit	Quantity
SS4R000	4-1/4" x 5-1/2"	60-120-180	6
SS4R060	4-1/4" x 5-1/2"	60	5
SS4R062	4-1/4" x 5-1/2"	60	25
SS4R080	4-1/4" x 5-1/2"	80	5
SS4R082	4-1/4" x 5-1/2"	80	25
SS4R120	4-1/4" x 5-1/2"	120	5
SS4R122	4-1/4" x 5-1/2"	120	25
SS4R180	4-1/4" x 5-1/2"	180	5
SS4R182	4-1/4" x 5-1/2"	180	25
SS1R060	9" x 11"	60	5
SS1R065	9" x 11"	60	Bulk, 50*
SS1R080	9" x 11"	80	5
SS1R085	9" x 11"	80	Bulk, 50*
SS1R120	9" x 11"	120	5
SS1R125	9" x 11"	120	Bulk, 50*
SS1R180	9" x 11"	180	5
SS1R185	9" x 11"	180	Bulk, 50*

*Bulk sheets are individually UPC bar coded.

Backing Pads



RS033

For use with abrasive discs and polishing bonnets on random orbital sanders. The flexible rubber pad allows flat or contour sanding without gouging.

5", 8 hole pads for models ROS10 and ROS20VS

Item #	Description
RS033	Extra Soft, Hook & Loop
RS034	Soft, Hook & Loop
RS035	Hard, Hook & Loop
RS036	Soft, PSA (self-adhesive) sanding disc



RS030

5", 8 hole pads for models 1295DP, 1295D, 1295DH, 1295DVS, 3107DVS, 3725DVS and 3725DEVS

Item #	Description
RS030	Extra Soft, Hook & Loop
RS031	Soft, Hook & Loop
RS032	Hard, Hook & Loop
RSP019	Medium, PSA (self-adhesive disc) sanding disc

6", 6 hole pads for models 1250DEVS and 3727DEVS

Item #	Description
RS6044	Extra Soft, Hook & Loop
RS6045	Soft, Hook & Loop
RS6046	Medium, Hook & Loop
2 600 099 005	6" PSA (self-adhesive) disc adaptor

6", 6 hole pads for model 1370DEVS

Item #	Description
RS6034	Medium, Hook & Loop

Polishing Bonnets & Discs



RS013



RS014

A broad range of polishing and buffing accessories to handle every job. Includes pads, bonnets and buffs in a variety of sizes, pile heights and materials for professional use.

Item #	Diameter	Description	Quantity
RS013	5"	Sponge applicator pad	1
RS014	5"	Buffing pad	1
RS6029	6"	Buffing pad	1
RS6030	6"	Sponge applicator pad	1
RS6031	6"	Hard felt polishing disc for flat surfaces	2
RS6032	6"	Soft felt polishing disc for contoured surfaces	2

Grinders and Metalworking

Tools and Accessories

Section Guide

Tools

Small Angle Grinders	156-159
Medium Angle Grinders.....	157-159
Large Angle Grinders	160-161
Angle Grinder Combo Kits.....	162
Concrete Surfacing.....	164
Tuckpoint Grinder	164
Cutoff Grinders and Saw.....	165
Die Grinders	166
Gauge Shears & Nibblers.....	166-168







Accessories

Grinding Wheels.....	169-173
Grinding Specialty Attachments	162
Diamond Abrasive Blades	174-178

Grinders and Metal Working

Grinder Quick Reference Guide

Small Angle







						
Item #	1375A	1380SLIM/1380SLIM-K	1800	1810PS/1810PSD	1801	1811PS/1811PSD
Classification	Small Angle Grinder	Small Angle Grinder	Small Angle Grinder	Small Angle Grinder	Small Angle Grinder	Small Angle Grinder
Switch Type	Lock-on	Lock-on	Lock-on	Paddle (1810PSD - No lock-on switch)	Lock-on	Paddle (1811PSD - No lock-on switch)
Amperage	6	7.5	7.5	8	9.5	9
No Load RPMs	11,000	11,000	11,000	11,000	11,000	11,000
Wheel Size	4-1/2"	4-1/2"	4-1/2"	4-1/2"	5"	5"
Spindle Thread	5/8"-11	5/8"-11	5/8"-11	5/8"-11	5/8"-11	5/8"-11
Epoxy Coated Field Windings	Yes	Yes	Yes	Yes	Yes	Yes
Sealed Switch	Yes	Yes	Yes	Yes	Yes	Yes
Grip Circumference	195mm	180mm	205mm	205mm	205mm	205mm
Length	10-1/2"	11"	11-1/4"	11-1/4"	11-3/4"	11-3/4"
Weight	3.75 lbs.	4.2 lbs.	4.3 lbs.	4.3 lbs.	4.8 lbs.	4.8 lbs.
Vibration Control™	No	No	Yes	Yes	Yes	Yes
Guard	Screw Type	Screw Type	Tool Free	Tool Free	Tool Free	Tool Free

Small & Medium Angle, Tuckpointing, Concrete Surfacing



						
Item #	1803EVS	1806E	1812PSD	1821/1821D	1775E	1773AK
Classification	Small Angle Grinder	Small Angle Grinder	Small Angle Grinder	Medium Angle Grinder	Tuckpoint Grinder	Concrete Surfacing
Switch Type	Lock-on	Lock-on	Paddle	Paddle (1821D - No lock-on switch)	Lock-on	Lock-on
Amperage	9	12	10 (AC)/9 (DC)	9.5	8.5	10
No Load RPMs	2,800-11,000	9,300	9,300	11,000	11,000	11,000
Wheel Size	5"	6"	6"	5"	5"	5"
Spindle Thread	5/8"-11	5/8"-11	5/8"-11	5/8"-11	5/8"-11	5/8"-11
Epoxy Coated Field Windings	Yes	Yes	Yes	Yes	Yes	Yes
Sealed Switch	Yes	Yes	Yes	Yes	Yes	Yes
Length	11-3/4"	11-3/4"	11-3/4"	14-3/4"	11-3/4"	13-3/4"
Weight	4.5 lbs.	5 lbs.	6 lbs.	5.1 lbs.	6.4 lbs.	5.95 lbs.
Vibration Control™	Yes	Yes	Yes	Yes	No	No
Kickback Stop™	Yes	Yes	No	No	No	No
Restart Protection	Yes	Yes	No	No	No	No
Guard	Tool Free	Tool Free	Tool Free	Tool Free	Tool Free	Tool Free



Large Angle

						
Item #	1853-5	1772-6	1873-8	1893-6	1974-8/1974-8D	1994-6/1994-6D
Classification	Large Angle Sander	Large Angle Grinder	Large Angle Grinder	Large Angle Grinder	Large Angle Grinder	Large Angle Grinder
Switch Type	Lock-on	Lock-on	Lock-on	Lock-on	Lock-on (1974-8D - No lock-on switch)	Lock-on (1994-6D - No lock-on switch)
Amperage	15	15	15	15	15	15
No Load RPMs	5,000	6,500	8,500	6,000	8,500	6,500
Wheel Size	7" or 9"	7"	7"	9"	7"	9"
Spindle Thread	5/8"-11	5/8"-11	5/8"-11	5/8"-11	5/8"-11	5/8"-11
Epoxy Coated Field Windings	Yes	Yes	Yes	Yes	Yes	Yes
Reinforced Armature Windings	Yes	Yes	Yes	Yes	Yes	Yes
Length	17-1/2"	17-1/2"	17-1/2"	17-1/2"	17-1/2"	17-1/2"
Weight	10.5 lbs.	11.5 lbs.	11.5 lbs.	11.9 lbs.	11.4 lbs.	11.8 lbs.
Vibration Control™	Yes – Side/Main	No	Yes – Side/Main	Yes – Side/Main	Yes – Side/Main	Yes – Side/Main
Guard	Tool Free	Tool Free	Tool Free	Tool Free	Tool Free	Tool Free

Abrasive Cutoff

			
Item #	1364	1365	3814
Classification	Abrasive Cutoff Grinder	Abrasive Cutoff Grinder	Abrasive Cutoff Saw
Switch Type	N/A	N/A	N/A
Amperage	15	15	15
No Load RPMs	5,000	4,300	3,900
Wheel Size	12"	14"	14"
Spindle Thread	5/8"-11	5/8"-11	5/8"-11
Epoxy Coated Field Windings	Yes	Yes	N/A
Reinforced Armature Windings	Yes	Yes	No
Length	24-1/2"	24-1/2"	11-1/4"
Weight	24.5 lbs.	27 lbs.	42 lbs.

Grinders and Metal Working

Small Angle Grinders

1375A – 4-1/2" Angle Grinder



- Lock-on/off Switch - For extended use applications
- Service Minder™ Brushes - Eliminates guesswork, stops tool when preventive maintenance is required
- Epoxy Coated Field Windings - Provides ultimate protection against abrasive dust and metal debris
- 5/8" -11 Spindle - Wide flexibility for mounting most popular accessories
- Spindle Lock - For quick wheel changes
- 2-Position Auxiliary Handle - Specifically designed and angled to a "natural" position for maximum comfort and control

Includes: Guard, Auxiliary Handle, Flange Kit (inner and outer wheel flanges), Spanner Wrench, Abrasive Wheel

1380SLIM(K) – 4-1/2" Angle Grinder



NEW



- Ergonomic "Slim" Grip - 180mm, small grip circumference for control and comfort
- Lock-on/off Switch - For extended use applications
- Service Minder™ Brushes - Eliminates guesswork, stops tool when preventive maintenance is required with removable brush covers
- Epoxy Coated Field Windings - Provides ultimate protection against abrasive dust and metal debris
- Spindle Lock - For quick wheel changes
- 2-Position Auxiliary Handle - Specifically designed and angled to a "natural" position for maximum comfort and control

Includes: Auxiliary Handle, Wheel Guard, Flange Kit, Spanner Wrench, Abrasive Wheel

1380SLIM-K also includes case

1800 – 4-1/2" Angle Grinder



Vibration Control

- Lock-on/off Switch - For extended use applications
- AC/DC Capability - Extends the versatility of the tool by working from DC outlets such as welders and generators
- 2-Position Vibration Control™ Handle - Reduces vibration up to 60%, providing uncompromising user comfort for extended periods of work
- Sealed Switch - Keeps debris out of the switch mechanism and extends switch life
- Service Minder™ Brushes - Eliminates guesswork, stops tool when preventive maintenance is required
- Epoxy Coated Field Windings

Includes: Guard, Vibration Control Auxiliary Handle, Flange Kit (inner and outer wheel flanges), Spanner Wrench, Abrasive Wheel

Specifications

Model#	Rating	Amperage	Max. Motor HP	No Load RPM	Wheel Diameter	Wire Cup Brush	Spindle Thread	Wire Wheel	Length (in.)	Weight (lbs.)
1375A	120V	6.0	1.0	11,000	4-1/2"	3"	5/8"-11	4"	10-1/2"	3.75
1380SLIM(K)	120V	7.5	1.0	11,000	4-1/2"	3"	5/8"-11	4"	11"	4.2
1800	120V AC/DC	7.5	1.1	11,000	4-1/2"	3"	5/8"-11	4"	11-1/4"	4.3

Grinders and Metal Working

Small and Medium Angle Grinders



1810PS(D) – 4-1/2" Paddle Switch Grinder



- Lock-on/off Switch - For extended use applications
- 2-Position Vibration Control™ Side and Main Handles - Reduces vibration up to 60%, providing uncompromising user comfort for extended periods of work
- AC/DC Capability - Extends tool versatility by working from DC outlets such as welders and generators
- Service Minder™ Brushes - Eliminates guesswork, stops tool when preventive maintenance is required

Includes: Guard, Vibration Control Auxiliary Handle, Flange Kit (inner and outer wheel flanges), Spanner Wrench, Abrasive Wheel

1810PSD also features

- No Lock-on Switch - Helps prevent accidental start-ups

1811PS(D) – 5" Paddle Switch Grinder



- Lock-on/off Switch - For extended use applications
- 2-Position Vibration Control™ Handle - Reduces vibration up to 60%, providing uncompromising user comfort for extended periods of work
- AC/DC Capability - Extends the versatility of the tool by working from DC outlets such as welders and generators
- Sealed Switch - Keeps debris out of the switch mechanism and extends switch life
- Service Minder™ Brushes - Eliminates guesswork, stops tool when preventive maintenance is required

Includes: Guard, Vibration Control Auxiliary Handle, Flange Kit (inner and outer wheel flanges), Spanner Wrench, Abrasive Wheel

1811PSD also features

- No Lock-on Switch - Helps prevent accidental start-ups

1801 – 5" Angle Grinder



- Lock-on/off Switch - For extended use applications
- 2-Position Vibration Control™ Handle - Reduces vibration up to 60%, providing uncompromising user comfort for extended periods of work
- AC/DC Capability - Extends the versatility of the tool by working from DC outlets such as welders and generators
- Sealed Switch - Keeps debris out of the switch mechanism and extends switch life
- Service Minder™ Brushes - Eliminates guesswork, stops tool when preventive maintenance is required
- Epoxy Coated Field Windings

Includes: Guard, Vibration Control Auxiliary Handle, Flange Kit (inner and outer wheel flanges), Spanner Wrench, Abrasive Wheel

Specifications

Model#	Rating	Amperage	Max. Motor HP	No Load RPM	Wheel Diameter	Wire Cup Brush	Spindle Thread	Wire Wheel	Length (in.)	Weight (lbs.)
1810PS(D)	120V AC/DC	8.0	1.1	11,000	4-1/2"	3"	5/8"-11	4"	11-1/4"	4.3
1811PS(D)	120V AC/DC	9.0	1.8	11,000	5"	3"	5/8"-11	4"	11-3/4"	4.8
1801	120V AC/DC	9.5	1.8	11,000	5"	3"	5/8"-11	4"	11-3/4"	4.8

Grinders and Metal Working

Small and Medium Angle Grinders

1803EVS – 5" Angle Grinder (variable speed)



- Variable Speed Dial - Provides the ability to adjust speed for specialty applications
- Lock-on/off Switch - For extended use applications
- 2-Position Vibration Control™ Handle - Reduces vibration up to 60%, providing uncompromising user comfort for extended periods of work
- Constant-Response™ Circuitry - Provides soft-start, maintains constant speed under load, provides overload protection
- Sealed Switch - Keeps debris out of the switch mechanism and extends switch life
- Epoxy Coated Field Windings
- Service Minder™ Brushes - Eliminates guesswork, stops tool when preventive maintenance is required

Includes: Guard, Vibration Control Auxiliary Handle, Flange Kit (inner and outer wheel flanges), Spanner Wrench, Abrasive Wheel

1821(D) – 5" Rat Tail Grinder



- Powerful & Durable - For the most demanding jobs/compact and light weight for all day use
- Lock-on/off Switch - For extended use applications
- 2-Position Vibration Control™ Handle - Reduces vibration up to 60%, providing uncompromising user comfort for extended periods of work
- Comfort Grip Rear Handle Trigger
- Epoxy Coated Field Windings
- Service Minder™ Brushes - Eliminates guesswork, stops tool when preventive maintenance is required

Includes: Guard, Vibration Control Auxiliary Handle, (2) 5" Grinding Wheels, Flange Kit, Spanner Wrench

1821D also features

- No Lock-on Switch - Helps prevent accidental start-ups

1806E – 6" Angle Grinder



- Lock-on/off Switch - For extended use applications
- 2-Position Vibration Control™ Handle - Reduces vibration up to 60%, providing uncompromising user comfort for extended periods of work
- Constant Response™ Circuitry - Provides soft-start, maintains constant speed under load, provides overload protection
- Sealed Switch - Keeps debris out of the switch mechanism and extends switch life
- Service Minder™ Brushes - Eliminates guesswork, stops tool when preventive maintenance is required

Includes: Guard, Vibration Control Auxiliary Handle, Flange Kit (inner and outer wheel flanges), Spanner Wrench, Abrasive Wheel, Large Backing Flange

Specifications

Model#	Rating	Amperage	Max. Motor HP	No Load RPM	Wheel Diameter	Wire Cup Brush	Spindle Thread	Wire Wheel	Length (in.)	Weight (lbs.)
1803EVS	120V AC/DC	9.0	1.8	2,800-11,000	5"	3"	5/8"-11	4"	11-1/4"	4.5
1821(D)	120V AC/DC	9.5	1.8	11,000	5"	3"	5/8"-11	4"	14-3/4"	5.1
1806E	120V	12.0	2	9,300	6"	3"	5/8"-11	4"	11-3/4"	5.0

Grinders and Metal Working

Small and Medium Angle Grinder



159

1812PSD – 6" Angle Grinder with No Lock-On Paddle Switch



Vibration Control

- No Lock-on Paddle Switch - For safety and better operator comfort and control
- Outlast the Competition - Lasts up to 5X longer than current market leader
- 2-Position Vibration Control™ Handle - Reduces vibration up to 60%, providing uncompromising user comfort for extended periods of work
- Tool-free adjustable guard - Quick guard installation and adjustments
- Epoxy Coated Field Windings - Provides ultimate protection against abrasive dust and metal debris
- Directed Air Flow - Unique design diverts dust away from switch and vital components

Includes: Vibration Control Auxiliary Handle, Wheel Guard, Type 1 Wheel Guard, Flange Kit, Large Backing Flange, Spanner Wrench, Abrasive Wheel

Impact the Job, Not Your Body

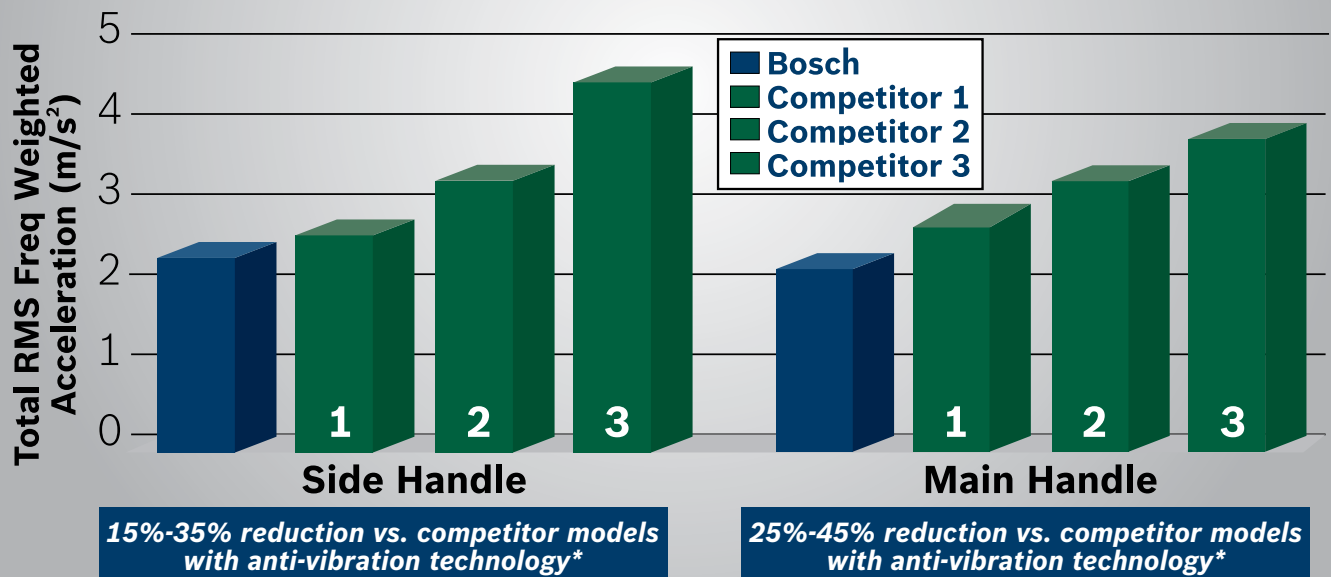
Tests show Bosch vibration levels are substantially lower than the competition!



How is Vibration Measured?

Vibration is measured on 3 axes for both the side and main handles in m/s^2 (Vibration absorbed by the body at point of contact in meters/second²)

*Certified by – an independent organization specializing in vibration testing



*7" large angle grinder testing

Specifications

Model#	Rating	Amperage	Max. Motor HP	No Load RPM	Wheel Diameter	Wire Cup Brush	Spindle Thread	Wire Wheel	Length (in.)	Weight (lbs.)
1812PSD	120V AC/DC	10.0 (AC)/9.0 (DC)	1.8	9,300	6"	3"	5/8"-11	4"	11-3/4"	4.9

See pages 162-163, 169-178 for grinders and metal working accessories.

Toll free: 877-BOSCH-99



Grinders and Metal Working

Grinders and Metal Working

Large Angle Grinders

1772-6 – 7" Large Angle Grinder with Rat Tail Handle



- Lock-on/off Switch - For extended use applications
- Service Minder™ Brushes - Eliminates guesswork, stops tool when preventive maintenance is required
- 5/8" - 11 Spindle - Wide flexibility for mounting most popular accessories
- Spindle Lock - For quick wheel changes
- 3-Position Auxiliary Handle

Includes: Auxiliary Handle, 7" Wheel Guard, Backing Flange and Lock Nut Kit

1853-5 – 7"/9" Large Angle Sander*



Vibration Control

- Lock-on/off Switch - For extended use applications
- Vibration Control™ Side and Main Handles - Reduces vibration up to 60%, providing uncompromising user comfort for extended periods of work
- Metal Gear Cover - Maximum durability
- AC/DC Capability - Extends the versatility of the tool by working from DC outlets such as welders and generators
- Epoxy-coated Field Windings - Provides ultimate protection against abrasive dust and metal debris
- Precision Spiral Bevel Gears - Quality engineering and construction for smooth power transmission

Includes: Vibration Control™ Auxiliary Handle

*For grinding applications, must use appropriate guard.

1873-8 – 7" Large Angle Grinder with Rat Tail Handle



Vibration Control

- Lock-off Switch - Avoids accidental start up
- Lock-on Switch - For extended use applications
- Vibration Control™ Side and Main Handles - Reduces vibration up to 60%, providing uncompromising user comfort for extended periods of work
- AC/DC Capability - Extends tool versatility by working from DC outlets such as welders and generators
- Service Minder™ Brushes - Eliminates guesswork, stops tool when preventive maintenance is required

Includes: Vibration Control™ Auxiliary Handle, Wheel Guard

Specifications

Model#	Rating	Amperage	Max. Motor HP	No Load RPM	Wheel Diameter	Flared Cup Wheels	Spindle Thread	Wire Wheel	Length (in.)	Weight (lbs.)
1772-6	120V	15	3	6,500	7"	Up to 5	5/8"-11	Up to 5"	17-1/2"	11.5
1853-5	120V AC/DC	15	3	5,000	7" or 9"	Up to 6"	5/8"-11	Up to 6"	17-1/2"	10.5
1873-8	120V AC/DC	15	3	8,500	7"	Up to 5"	5/8"-11	Up to 5"	17-1/2"	11.5

Grinders and Metal Working

Large Angle Grinders

161

1893-6 – 9" Large Angle Grinder with Rat Tail Handle



Vibration Control

- Lock-on/off Switch - For extended use applications
- Vibration Control™ Side and Main Handles - Reduces vibration up to 60%, providing uncompromising user comfort for extended periods of work
- AC/DC capability - Extends tool versatility by working from DC outlets such as welders and generators
- Service Minder™ Brushes - Eliminates guesswork, stops tool when preventive maintenance is required
- 5/8" - 11 Spindle - Wide flexibility for mounting most popular accessories
- Spindle Lock - For quick wheel changes

Includes: Vibration Control™ Auxiliary Handle, 9" Wheel Guard, Backing Flange and Lock Nut Kit

1974-8(D) – 7" High Performance Large Angle Grinder (No Lock-on)



NEW



Vibration Control

- Light Weight - Reduces fatigue and uncompromising user comfort during extended periods of work
- Vibration Control™ Side and Main Handles - Reduces vibration up to 60%, providing uncompromising user comfort for extended periods of work
- Quick Adjust Guard System - Quickly adjusts and locks in place for added protection
- Epoxy Coated Field Windings - Provides ultimate protection against abrasive dust and metal debris
- Service Minder™ Brushes - Eliminates guesswork, stops tool when preventive maintenance is required
- Tri-Control Switch Design - Helps prevent accidental start-ups

Includes: Vibration Control Auxiliary Handle, Quick Adjust Wheel Guard, Grinding Wheel Flange Kit, Spanner Wrench

1974-8D also features

- No Lock-on Switch - Helps prevent accidental start-ups

1994-6(D) – 9" High Performance Large Angle Grinder (No Lock-on)



NEW



Vibration Control

- Light Weight - Reduces fatigue and uncompromising user comfort during extended periods of work
- Vibration Control™ Side and Main Handles - Reduces vibration up to 60%, providing uncompromising user comfort for extended periods of work
- Quick Adjust Guard System - Quickly adjusts and locks in place for added protection
- Epoxy Coated Field Windings - Provides ultimate protection against abrasive dust and metal debris
- Service Minder™ Brushes - Eliminates guesswork, stops tool when preventive maintenance is required
- Tri-Control Switch Design - Helps prevent accidental start-ups

Includes: Vibration Control Auxiliary Handle, Quick Adjust Wheel Guard, Grinding Wheel Flange Kit, Spanner Wrench

1994-6D also features

- No Lock-on Switch - Helps prevent accidental start-ups

Specifications

Model#	Rating	Amperage	Max. Motor HP	No Load RPM	Wheel Diameter	Flared Cup Wheels	Spindle Thread	Wire Wheel	Length (in.)	Weight (lbs.)
1893-6	120V AC/DC	15	3	6,000	9"	Up to 5"	5/8"-11	Up to 5"	17-1/2"	11.9
1974-8(D)	120V AC/DC	15	4	8,500	7"	Up to 5"	5/8"-11	Up to 5"	17-1/2"	11.4
1994-6(D)	120V AC/DC	15	4	6,500	9"	Up to 5"	5/8"-11	Up to 5"	17-1/2"	11.8

See pages 162-163, 169-178 for grinders and metal working accessories.

Toll free: 877-BOSCH-99

BOSCH

Grinders and Metal Working

Angle Grinder Combo Kits and Attachments

18DC-4K – 4-1/2" Concrete Cutting Kit



NEW



- 1800 4-1/2" Grinder - Powerful 7.5 amp motor and vibration control technology
- 18DC-5E Dust Guard - Provides effective dust containment and features adjustable depth control
- DB4542 Turbo Diamond Blade - Delivers increased cutting speed and blade life
- Reduces dust clean up when used with a compatible vacuum such as the Bosch 3931A

Includes: 1800 120V 4.5" Angle Grinder, Grinding Wheel, Flange Set, Spanner Wrench, Vibration Control Side Handle, 18DC-5E 4.5" Dust Collection Cutoff Guard, DB4542 4.5" Turbo Diamond Blade, Carry Bag

18SG-5K – 5" Concrete Cutting Kit



NEW



- 1821 5 in. Rat Tail Grinder - Powerful & Durable - For the most demanding jobs/compact and light weight for all day use
- 18SG-5E Dust Guard - Provides effective dust containment and features a removable nose piece for flush surfacing
- DC510 Diamond Cup - Designed for fast grinding of thick concrete layers
- Reduces dust clean up and health hazards when used with a compatible vacuum such as the Bosch 3931A

Includes: 1821 120V 5" Angle Grinder, Grinding Wheel, Flange Set, Spanner Wrench, Vibration Control Side Handle, 18SG-5E Surface Grinding Dust Guard, DC510 5" Diamond Cup Wheel

Grinder Attachments

4", 4-1/2", 5" Concrete Surfacing Attachments

- Dust Collection - Reduces clean-up time and provides cleaner, safer air for user
- Removable Nose Piece - Quickly removes for flush surfacing
- Replaceable Brush Ring - Low cost maintenance vs. competition
- Bosch AIRSWEEP™ Vacuum Compatible - Plug and play without using adaptors



Item #	Description
18SG-5E	For use with 1800, 1801, 1803EVS, 1806E (only 4-5" wheels), 1810PS, 1810PSD, 1811PS, 1811PSD, 1821 & 1821D

7" Concrete Surfacing Attachment

- Dust Collection - Reduces clean-up time and provides cleaner, safer air for user
- Removable Nose Piece - Quickly removes for flush surfacing
- Replaceable Brush Ring - Low cost maintenance vs. competition
- Bosch AIRSWEEP™ Vacuum Compatible - Plug and play without using adaptors



Item #	Description
18SG-7	For use with 1853-5, 1853-6, 1873-6, 1873-8, 1873-8D, 1893-6 & 1893-6D (only with 7" wheel), 1894-6 & 1894-6D (only with 7" wheel)

Dust Collection Attachment

- Dust Collection - Reduces clean-up time and provides cleaner, safer air for user
- Large, Durable Foot Plate - Greatly increases stability during use for clean and accurate cuts
- Single Screw Depth Adjustments - Quickly adjusts and maintains desired depth of cut
- Bosch AIRSWEEP™ Vacuum Compatible - Plug and play without using adaptors



Item #	Description
18DC-5E	Compatible with all 1800 series 4-1/2" & 5" Small Angle Grinders (1800, 1801, 1803EVS, 1810PS, 1810PSD, 1811PS, 1811PSD, 1821 & 1821D)
18DC-6E	Compatible with all 1800 series 6" Small Angle Grinders (1806E)
13DC-45	Compatible with 1375A
19DC-7	Compatible with 1974-8
19DC-9	Compatible with 1997-6

Cutting Guards

- Covers 180° of Grinding Disk
- Burst Wheel Proof Design - Contains wheel fragments in event of breakage



Item #	Description
18CG-45E	Compatible with all 1800 series 4-1/2" Small Angle Grinders (1800, 1810PS & 1810PSD)
18CG-5E	Compatible with all 1800 series 5" Small Angle Grinders (1801, 1803EVS, 1811PS, 1811PSD, 1821, 1821D, 1824E, 1824ED)
18CG-6E	Compatible with all 1800 series 6" Small Angle Grinders (1806E)
13CG-45	Compatible with 1375A and 1380SLIM
19CG-7	Compatible with 1974-8
19CG-9	Compatible with 1994-6

Grinders and Metal Working

Surfacing and Tuckpoint Grinders

1773AK – 5" Concrete Surfacing Grinder

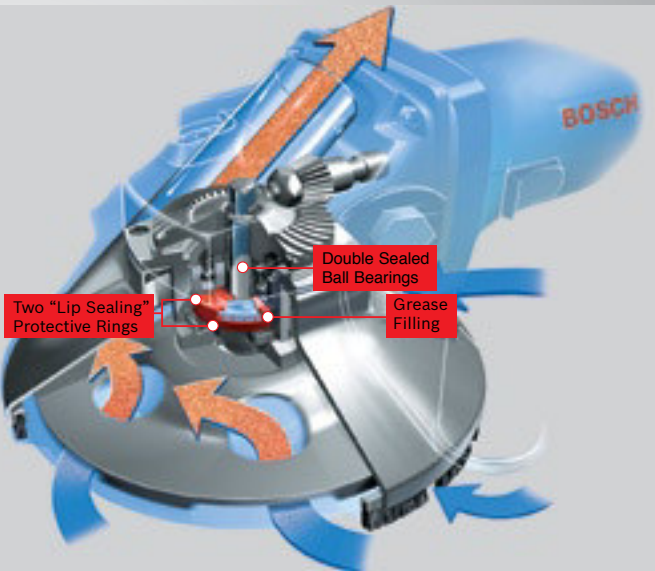


- Lock-on/off Switch - For extended use applications
 - Double Sealed Ball Bearings and Two "Lip-sealing" Protective Rings - Added protection against dust contamination
 - Constant-Response™ Circuitry - Provides soft-start, maintains constant speed under load, provides overload protection
 - Automatic Restart Protection - Protects against automatic restart after a power failure. Ensures that tool is intentionally powered on each time.
 - Sealed Switch - Keeps debris out of the switch mechanism and extends switch life
 - Service Minder™ Brushes
- Includes:** Auxiliary Handle, Flange Kit, Spanner Wrench, 5" Diamond Cup Wheel, Vacuum Adapter, 3 Extra Brush Rings, Carrying Case

Exclusive Dust Protection System



This concrete grinder comes equipped with the Bosch exclusive dust-proof system for a longer operational life than ever before. Epoxy coated field windings ensure motor endurance. Perfectly suited to the building trades, especially for refurbishing and de-burring exposed concrete, the concrete surfacing grinder is also ideal for removing irregularities, formwork seams, and protrusions. When smoothing floor pavement, removing graffiti and weather worn paint, and cleaning concrete surfaces before protective paint finishes are applied, this grinder will get the job done right.



1775E – 5" Tuckpoint Grinder



- Specially Designed Guard System - For tuckpointing applications with dust extraction. Meets and exceeds UL®, OSHA and NIOSH standards
 - Dust Extraction Port - Results in cleaner job when used with provided vacuum adapter VAC002
 - Large Viewing Window - Provides the ability to view working area for better control and accuracy
 - Variable Depth Adjustment - Allows spring loaded guard to be adjusted to desired depth while springing back over tuckpointing wheel for added protection
 - Tool-free Blade Access - Allows quick access for wheel changes
- Includes:** Tuckpointing Guard, Inner Flange, Outer Flange, Auxiliary Handle, Spanner Wrench, Hex Key Wrench, 5" Tuckpointing Wheel, Vacuum Adapter

Specifications

Model#	Rating	Amperage	No Load RPM	Wheel Diameter	Spindle Thread	Depth of Cut - 4" Wheel	Depth of Cut - 5" Wheel	Wheel Type	Length (in.)	Weight (lbs.)
1773AK	120V AC	10	11,000	5"	5/8"-11	N/A	N/A	Diamond Cup Wheel	13.75"	5.95
1775E	120V AC	8.5	11,000	4" or 5"	5/8"-11	0 to .75"	0 to 1.25"	Diamond Tuckpointing Wheel	11.25"	6.4

Grinders and Metal Working

Cutoff Grinders and Saw



165

1364(K) – 12" Abrasive Cutoff Grinder

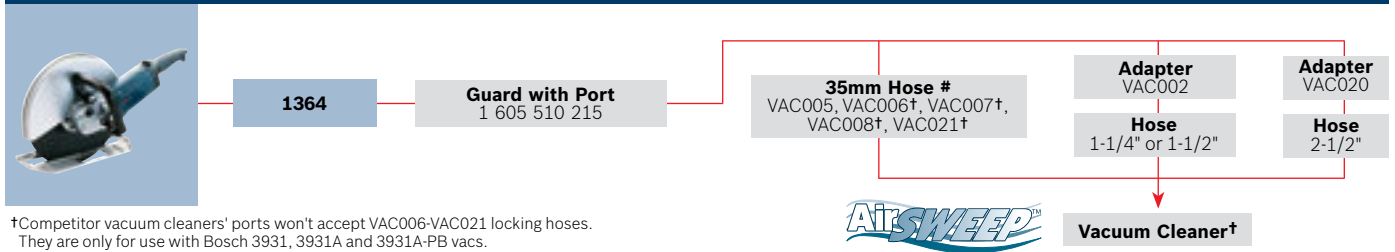


- Natural Debris Removal - Wheel rotation carries sparks, dust and debris away from the operator
- AC/DC Capability - Extends the versatility of the tool by working from DC outlets such as welders and generators
- Reinforced Armature Windings - Protects motor against abrasive dust and metal debris
- Service Minder™ Brushes - Eliminate guesswork, stops the tool when preventative maintenance is required

Includes: Wrap Around Side Handle, Wheel Guard, Adjustable Footplate, Inside Flange, 7/8" Arbor Locking Nut, 1" Arbor Locking Nut, 3/8" Allen Wrench, Outside Flange

1364K also includes case

Abrasive Cut-off Machine Dust Extraction Compatibility Chart



1365(K) – 14" Abrasive Cutoff Grinder



- Natural Debris Removal - Wheel rotation carries sparks, dust and debris away from the operator
- AC/DC Capability - Extends the versatility of the tool by working from DC outlets such as welders and generators
- Reinforced Armature Windings - Protects motor against abrasive dust and metal debris
- Service Minder™ Brushes - Eliminate guesswork, stops the tool when preventative maintenance is required

Includes: Auxiliary Handle, Wheel Guard, Adjustable Footplate, Inside Flange, 7/8" Arbor Locking Nut, 1" Arbor Locking Nut, 3/8" Allen Wrench, Outside Flange

3814 – 14" Benchtop Abrasive Cutoff Saw



- Superior Motor Insulation - Extra motor over-load protection during tough applications
- Locking Vise with Quick-Release - Holds awkward material stable for fast and efficient cutting
- Adjustable Fence - Adjusts for bevel cuts ranging from 0-45°
- Trigger with Lock-on - For extended use applications
- Spindle Lock - For quick wheel changes
- Ball and Roller Bearing Construction - Smooth power transmission and extended tool life
- Adjustable Depth Stop - Takes the guesswork out of cutting specific depths
- Precision Helical Steel Gears

Includes: Wrench, 36 Grit Aluminum Wheel

Specifications

Model#	Rating	Amperage	Max. Motor HP	No Load RPM	Wheel Diameter	Depth of Cut	Spindle Thread	Arbor Size	Max. Cutting Capacity Pipe (in.)	Max. Cutting Capacity Square Stock (in.)	Length (in.)	Weight (lbs.)
1364(K)	120V AC/DC	15.0	4.7	5,000	12"	3-7/8"	5/8"-11	1"	N/A	N/A	24-1/2"	24-1/2
1365	120V AC/DC	15.0	4.7	4,300	14"	4-7/8"	5/8"-11	1"	N/A	N/A	24-1/2"	27
3814	120V AC	15.0	4.0	3,900	14"	6"	5/8"	1"	5"	4"	11-1/4"	42

Grinders and Metal Working

Die Grinders and Gauge Shear

1210 – Utility Die Grinder



- Lock-on/off Switch - For extended use applications
- 43 mm Flange Diameter

Includes: 1/4" Collect, Wrench, Shaft Lock Pin

1215 – Die Grinder



- Lock-on/off Switch - For extended use applications
- Compact Design - Slim tool housing comfortably fits in the hand
- Metal Gear Housing - Withstands job-site abuse
- 4" Spindle Length - Designed for interior die grinding
- 35 mm Flange Diameter

Includes: 1/4" Collet

1209 – Die Grinder



- Metal Gear Housing - Withstands job-site abuse
- AC/DC Capability - Extends the versatility of the tool by working from DC outlets such as welders and generators
- Trigger Bar with Lock Off Switch - More control plus ease of use during demanding jobs

Includes: 1/4" Collect, 22mm Wrench, 14mm Wrench

1521 – 16 Gauge Shear



- Lock-on/off Switch - For extended use applications
- Compact Design - Slim tool housing comfortably fits in the hand
- Reversible Side Blades - For extended blade life
- Cutting Blade Changes Quickly and Without Tool - For convenience
- Fast Cutting Mechanism Cuts at 28 feet/minute
- Epoxy Coated Field Windings - Provides ultimate protection against metal debris
- Sealed Switch - Keeps debris out of the switch mechanism and extends switch life

Includes: Cutting Blade 16 Gauge, Allen Wrench 2.5mm, Stationary Blade Set

Specifications

Model#	Rating	Amperage	Cutting Capacity Aluminum	Cutting Capacity Mild Steel	Cutting Capacity Stainless Steel	Curve Cutting - Minimum Radius	No Load SPM	No Load RPM	Collet Capacity	Mounted Point	Polishing Wheel	Length (in.)	Weight (lbs.)
1210	120V AC	4.6	N/A	N/A	N/A	N/A	N/A	27,000	1/8"-1/4"	Up to 1" Dia.	Up to 2" Dia	9.4"	3.25
1215	120V AC	4.6	N/A	N/A	N/A	N/A	N/A	27,000	1/8"-1/4"	Up to 1" Dia.	Up to 2" Dia	13"	3.2
1209	120V AC/DC	8.4	N/A	N/A	N/A	N/A	N/A	16,000	1/4"	Up to 2" Dia.	Up to 2" Dia	21"	6.6
1521	120V AC	4.2	14 ga. (.075")	16 ga. (.060")	20 ga. (.036")	1/4"	5,000	N/A	N/A	N/A	N/A	11-3/4"	4.2



BOSCH

For more details visit
Boschtools.com

Grinders and Metal Working

Gauge Shears and Gauge Nibbler

167

1500C – 16 Gauge Shear



Unishear®

- Lock-on/off Switch - For extended use applications
- Steel Deflector - For hand protection
- Compact Design - Slim tool housing comfortably fits in the hand
- Low Vibration - For operator comfort
- Visible Blade Allows Precise Pattern Cutting - extends blade life
- Easy Blade Adjustment When Switching Material Thickness
- Epoxy Coated Field Windings - Provides ultimate protection against metal debris
- Sealed Switch - Keeps debris out of the switch mechanism and extends switch life

Includes: Blade Set, Feeler Gauge, Allen Wrench 3mm, Steel Deflector

1506 – 14 Gauge Shear



Unishear®

- Planetary Gear Drive - More power per pound
- Upper Blade Is Double-edged - When first edge is worn, simply reverse blade
- Mushroom Top Handle - For extra control under heavy cutting loads easily removed for cutting in confined areas
- Lightweight and Well Balanced - For excellent control
- Low Vibration - For operator comfort
- Visible Blade - Allows precise pattern cutting
- Easy Blade Adjustment When Switching Material Thickness

Includes: Upper/Lower Blade Set, 5mm Allen Wrench

1529B – 18 Gauge Nibbler



- Unique Cutting Head Design - For multiple types of corrugated steel
- Ejects Chips Downward Away from Operator and Workpiece - For operator safety
- Paddle Switch with Lock-on - For better operator comfort and control
- Compact Design - Slim tool housing comfortably fits in the hand
- 3-Position Head Cuts Forward, Left and Right
- Easy Replacement of Cutting Die and Punch
- Flat Stock, Corrugated, Trapezoidal or Full Square Stock - All cut efficiently
- Small Gear Head - Allows cutting in confined areas
- No Adjustment Required When Switching Material Thickness

Includes: Die, Punch, 26 Gauge Die

Grinders and Metal Working

Specifications

Model#	Rating	Amperage	Cutting Capacity Most Aluminum	Cutting Capacity Mild Steel	Cutting Capacity Stainless Steel	Curve Cutting - Minimum Radius	Cutting Radius	No Load SPM	Cutting Width	Length (in.)	Weight (lbs.)
1500C	120V AC	4.2	14 ga. (.075")	16 ga. (.060")	20 ga. (.036")	7/8"	N/A	5,000	N/A	7-1/2"	4.6
1506	120V AC	4.6	.105"	14 (.075")	16 (.060")	3/4"	N/A	2,400	N/A	10-1/4"	6
1529B	120V AC	3.2	.080"	18 ga. (.048")	20 ga. (.036")	N/A	1-9/16"	2,500	.200" (5mm)	11-1/4"	3.9



Grinders and Metal Working

Gauge Nibblers

1529B – 18 Gauge Nibbler



- Unique Cutting Head Design - For multiple types of corrugated steel
 - Ejects Chips Downward Away from Operator and Workpiece - For operator safety
 - Paddle Switch with Lock-on - For better operator comfort and control
 - Compact Design - Slim tool housing comfortably fits in the hand
 - 3-Position Head Cuts Forward, Left and Right
 - Easy Replacement of Cutting Die and Punch
 - Flat Stock, Corrugated, Trapezoidal or Full Square Stock - All cut efficiently
 - Small Gear Head - Allows cutting in confined areas
 - No Adjustment Required When Switching Material Thickness
- Includes:** Die, Punch, 26 Gauge Die

1534 – 16 Gauge Nibbler



- Punch is Resharpenable - For extended life
 - Ejects Chips Downward - Away from workpiece and operator
 - Lightweight and Portable
 - 3-Position Head cuts Forward, Left and Right
 - Flat Stock, Corrugated, Trapezoidal or Full Square Stock - all cut efficiently
 - No Adjustment Required When Switching Material Thickness
 - Small Gear Head - Allows cutting in confined areas
- Includes:** Die, Punch

1530 – 14 Gauge Nibbler



- Burr-free Edges - No finishing
 - Full Swivel Die Available - For cutting in all directions
 - Corrugated, Trapezoidal or Full Square Stock - All cut efficiently with a simple cutter change
 - Small Gear Head - Allows cutting in confined areas
 - No Adjustment Required When Switching Material Thickness
 - Worn Cutters Are Changed in Minutes with Adjustable Wrench
- Includes:** Die, Punch

Specifications

Model#	Rating	Amperage	Cutting Capacity Most Aluminum	Cutting Capacity Mild Steel	Cutting Capacity Stainless Steel	Cutting Radius	No Load SPM	Cutting Width	Length (in.)	Weight (lbs.)
1529B	120V AC	3.2	.080"	18 ga. (.048")	20 ga. (.036")	1-9/16"	2,500	.200" (5mm)	11-1/4"	3.9
1534	120V AC	5	.100"	16 ga. (.060")	18 ga. (.048")	2"	1,700	.200" (5mm)	10-1/2"	4.6
1530	120V AC	4.6	.100"	14 ga. (.075")	16 ga. (.066")	1-3/16"	2,400	15/64" (6mm)	10-1/4"	4.6



BOSCH

For more details visit
Boschtools.com



Bosch Bonded Abrasives



While some manufacturers use recycled grains, Bosch uses only superior virgin grains made to exact specifications. The chemical structure of the grains determines the physical properties (i.e. shape, sharpness, hardness, friability). Common grain types used include:

Aluminum Oxide - A tough, blocky shaped grain used for cutting metals and other high tensile strength materials without excessive fracturing.

Silicon Carbide - A very hard and very sharp abrasive suited for non-metallic materials such as concrete.

Aluminum Zirconium - A very fine, dense crystalline grain which can be used for rugged stock removal.

Seeded Gel - A very fine, dense crystalline grain which can be used for rugged stock removal.

Type 1A (ISO 41) CUTTING	Type 27A CUTTING	Type 27 BLENDING GRINDING	Type 28 GRINDING	Type 29 BLENDING GRINDING	Type 11 GRINDING
Straight Wheel	Depressed Center Wheel	Depressed Center Wheel	Saucer-shaped Wheel	Flexible Wheel Flap Disc	Flared Cup Wheel
Type 1A (ISO 41) Used at a 90° angle. For Cutting Only, No Grinding	Type 27A Used at a 90° angle for light cut-off work.	Type 27 For use on flat surfaces for weld prep. Best used at a 30° angle. No Cutting	Type 28 For weld preparation and surface de-burring. Best used at a 15° angle.	Type 29 For blending and stock removal on uneven surfaces. Best used at a 10° angle.	Type 11 Steel- Concrete For removing excess material on large flat surfaces. Best used flat with work surface.

Color-Coded System

Metal/ General Purpose	Stainless	Concrete/ Masonry	Pipeline	Asphalt	Aluminum
---------------------------	-----------	----------------------	----------	---------	----------

Grinders and
Metal Working

Grinding Accessories

Angle Grinders

Grinding Wheels for Angle Grinders



Type 27



Item #	Diameter	Arbor	Max. RPM	
Long Life Metal Grinding				
GW27LM450	4-1/2" x 1/4"	7/8"	13,280	30 Grit Aluminum Zirconium Grain
GW27LM451	4-1/2" x 1/4"	5/8"-11	13,280	
GW27LM500	5" x 1/4"	7/8"	12,200	
GW27LM600	6" x 1/4"	7/8"	10,200	
GW27LM700	7" x 1/4"	7/8"	8,600	
GW27LM701	7" x 1/4"	5/8"-11	8,600	
GW27LM900	9" x 1/4"	7/8"	6,600	
Metal Grinding				
GW27M400	4" x 1/4"	5/8"	15,250	30 Grit Aluminum Oxide Grain
GW27M450	4-1/2" x 1/4"	7/8"	13,280	
GW27M451	4-1/2" x 1/4"	5/8"-11	13,280	
GW27M500	5" x 1/4"	7/8"	12,200	
GW27M501	5" x 1/4"	5/8"-11	12,200	
GW27M600	6" x 1/4"	7/8"	10,200	
GW27M601	6" x 1/4"	5/8"-11	10,200	
GW27M700	7" x 1/4"	7/8"	8,600	
GW27M701	7" x 1/4"	5/8"-11	8,600	
GW27M900	9" x 1/4"	7/8"	6,600	
GW27M901	9" x 1/4"	5/8"-11	6,600	

Stainless / Metal Grinding				
GW27S500	5" x 1/4"	7/8"	12,200	30 Grit Aluminum Oxide Special Grain
GW27S600	6" x 1/4"	7/8"	10,200	
GW27S700	7" x 1/4"	7/8"	8,600	
GW27S900	9" x 1/4"	7/8"	6,600	

Aluminum Grinding				
GW27AL450	4-1/2" x 1/4"	7/8"	13,280	46 Grit Aluminum Oxide Special Grain
GW27AL451	4-1/2" x 1/4"	5/8"-11	13,280	
GW27AL500	5" x 1/4"	7/8"	12,200	
GW27AL501	5" x 1/4"	5/8"-11	12,200	
GW27AL700	7" x 1/4"	7/8"	8,600	

Concrete / Masonry Grinding				
GW27C450	4-1/2" x 1/4"	7/8"	13,280	30 Grit Silicon Carbide Special Grain
GW27C451	4-1/2" x 1/4"	5/8"-11	13,280	
GW27C500	5" x 1/4"	7/8"	12,200	
GW27C501	5" x 1/4"	5/8"-11	12,200	
GW27C600	6" x 1/4"	7/8"	10,200	
GW27C700	7" x 1/4"	7/8"	8,600	
GW27C701	7" x 1/4"	5/8"-11	8,600	
GW27C901	9" x 1/4"	5/8"-11	6,600	



Type 28



Item #	Diameter	Arbor	Max. RPM	
Metal Grinding				
GW28M700	7" x 1/4"	7/8"	8,600	30 Grit Aluminum Oxide Special Grain
GW28M900	9" x 1/4"	7/8"	6,600	
Concrete / Masonry Grinding				
GW28C900	9" x 1/4"	7/8"	6,600	30 Grit Silicon Carbide Special Grain

Grinding and Cutting Wheels for Angle Grinders



Type 27



Item #	Diameter	Arbor	Max. RPM	
Long Life Light Grinding / Metal Cutting				
CG27LM450	4-1/2" x 1/8"	7/8"	13,280	30 Grit Aluminum Zirconium Grain
CG27LM601	6" x 1/8"	5/8"-11	10,200	
CG27LM701	7" x 1/8"	5/8"-11	8,600	
CG27LM900	9" x 1/8"	7/8"	6,600	

Light Grinding / Metal Cutting				
CG27M400	4" x 3/32"	5/8"	15,250	24 Grit Aluminum Oxide Grain
CG27M450	4-1/2" x 3/32"	7/8"	13,280	
CG27M451	4-1/2" x 3/32"	5/8"-11	13,280	
CG27M500	5" x 3/32"	7/8"	12,200	
CG27M701	7" x 1/8"	5/8"-11	8,600	
CG27M901	9" x 1/8"	5/8"-11	6,600	

Stainless / Light Grinding / Metal Cutting				
CG27S450	4-1/2" x 3/32"	7/8"	13,280	30 Grit Aluminum Oxide Special Grain

CG27P450	4-1/2" x 5/32"	7/8"	13,280	30 Grit Aluminum Oxide Grain
CG27P600	6" x 5/32"	7/8"	10,200	
CG27P701	7" x 5/32"	5/8"-11	8,600	
CG27P900	9" x 5/32"	7/8"	6,600	

Concrete / Light Grinding / Masonry Cutting				
CG27C450	4-1/2" x 3/32"	7/8"	13,280	24 Grit Silicon Carbide Grain
CG27C701	7" x 1/8"	5/8"-11	8,600	

Thin Cutting Wheels for Angle Grinders



Type 27A



Item #	Diameter	Arbor	Max. RPM	
Metal / Stainless Steel Cutting				
TCW27S400	4" x .040"	5/8"	15,250	60 Grit Aluminum Oxide Special Grain
TCW27S450	4-1/2" x .040"	7/8"	13,280	
TCW27S500	5" x .040"	7/8"	12,200	
TCW27S600	6" x 1/16"	7/8"	10,200	46 Grit Aluminum Oxide Special Grain
TCW27S700	7" x 1/16"	7/8"	8,600	
TCW27S900	9" x 5/64"	7/8"	6,600	
Concrete / Masonry Cutting				
TCW27C400	4" x .045"	5/8"	15,250	60 Grit Silicon Carbide Grain
TCW27C450	4-1/2" x .045"	7/8"	13,280	
TCW27C500	5" x .045"	7/8"	12,200	

Grinding Accessories

Circular Saws/Cutoff Machines/Portable Saws



Thin Cutting Wheels for Angle Grinders



Type 1A



Item #	Diameter	Arbor	Max. RPM	
Metal / Stainless Steel Cutting				
TCW1S400	4" x .040"	5/8"	15,250	60 Grit Aluminum Oxide Special Grain
TCW1S450	4-1/2" x .040"	7/8"	13,280	
TCW1S500	5" x .040"	7/8"	12,200	
TCW1S6XT	6" x .040"	7/8"	10,200	
TCW1S600	6" x 1/16"	7/8"	10,200	46 Grit Aluminum Oxide Special Grain

Masonry Cutting				
TCW1C400	4" x .045"	5/8"	15,250	60 Grit Silicon Carbide Grain
TCW1C450	4-1/2" x .045"	7/8"	13,280	
TCW1C500	5" x .045"	7/8"	12,200	

Cutting Wheels for Angle Grinders

Type 1A



Item #	Diameter	Arbor	Max. RPM	
Metal Cutting				
CW1M400	4" x 3/32"	5/8"	15,250	24 Grit Aluminum Oxide Grain
CW1M450	4-1/2" x 3/32"	7/8"	13,280	
CW1M500	5" x 3/32"	7/8"	12,200	
CW1M600	6" x 3/32"	7/8"	10,200	
Masonry Cutting				
CW1C400	4" x 3/32"	5/8"	15,250	24 Grit Silicon Carbide Grain
CW1C450	4-1/2" x 3/32"	7/8"	13,280	
CW1C500	5" x 3/32"	7/8"	12,200	

Cutting Wheels for Cutoff Machines

Type 1A



Item #	Diameter	Arbor	Max. RPM	
Metal Cutting				
CWCS1M1000	10" x 1/8"	5/8"	6,100	24 Grit Aluminum Oxide Grain
CWCS1M1200	12" x 7/64"	1"	5,100	
CWCS1M1400	14" x 1/8"	1"	4,400	
Stud Cutting, Stainless Steel				
CWCS1M14SC	14" x 3/32"	1"	4,400	36 Grit Aluminum Oxide Grain
Stainless Steel, Ferrous Metals				
CWCS1S1200	12" x 7/64"	1"	6,400	36 Grit Aluminum Oxide Grain

Cutting Wheels for Circular Saws



Type 1A

Item #	Diameter	Arbor	Max. RPM	
Metal Cutting				
CC1M700	7" x 1/8"	5/8" ⬠	8,600	24 Grit Aluminum Oxide Grain
Multi-Material Cutting				
CC1MC700	7" x 1/8"	5/8" ⬠	8,600	30 Grit Aluminum Oxide and Silicon Carbide Blended Grain
Stainless / Metal Cutting				
CC1S700	7" x 1/8"	5/8" ⬠	8,600	30 Grit Aluminum Oxide Special Grain
Concrete / Masonry Cutting				
CC1C700	7" x 1/8"	5/8" ⬠	8,600	24 Grit Silicon Carbide Grain

Cutting Wheels for Portable Saws

Type 1A




Item #	Diameter	Arbor	Max. RPM	
Metal Cutting				
CWPS1M1200	12" x 5/32"	1"	6,400	24 Grit Aluminum Oxide Grain
CWPS1M1220	12" x 5/32"	20 mm for Stihl	6,400	
CWPS1M1400	14" x 5/32"	1"	5,500	
CWPS1M1420	14" x 5/32"	20 mm for Stihl	5,500	
Ductile Iron Cutting				
CWPS1D1200	12" x 5/32"	1"	6,400	24 Grit Aluminum Oxide Blended Grain
CWPS1D1220	12" x 5/32"	20 mm for Stihl	6,400	
CWPS1D1400	14" x 5/32"	1"	5,500	
CWPS1D1420	14" x 5/32"	20 mm for Stihl	5,500	
Concrete / Masonry Cutting				
CWPS1C1200	12" x 5/32"	1"	6,400	24 Grit Silicon Carbide Grain
CWPS1C1220	12" x 5/32"	20 mm for Stihl	6,400	
CWPS1C1400	14" x 5/32"	1"	5,500	
CWPS1C1420	14" x 5/32"	20 mm for Stihl	5,500	
Asphalt / Green Concrete Cutting				
CWPS1A1200	12" x 5/32"	1"	6,400	30 Grit Silicon Carbide Grain
CWPS1A1220	12" x 5/32"	20 mm for Stihl	6,400	
CWPS1A1400	14" x 5/32"	1"	5,500	
CWPS1A1420	14" x 5/32"	20 mm for Stihl	5,500	

Grinders and
Metal Working

Grinding Accessories

Stationary Saws/Cup Wheels/Discs

Cutting Wheels for Stationary Saws



Type 1A



Item #	Diameter	Arbor	Max. RPM	
Metal Cutting				
CSS1M1200	12" x 1/8"	1"	6,400	30 Grit Aluminum Oxide Grain
CSS1M1400	14" x 1/8"	1"	5,500	
Concrete / Masonry Cutting				
CSS1C1200	12" x 1/8"	1"	6,400	24 Grit Aluminum Oxide Special Grain

Cutting Wheels for Die/Straight Grinders



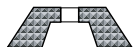
Type 1A



Item #	Diameter	Arbor	Max. RPM	
Metal / Stainless Steel Cutting				
CWDG1M311	3" x .045"	1/4"	24,400	46 Grit Aluminum Oxide Special Grain
CWDG1M313	3" x .045"	3/8"	24,400	
CWDG1M303	3" x 1/16"	3/8"	24,400	
CWDG1M403	4" x 1/16"	3/8"	19,000	
CWDG1M415	4" x .045"	5/8"	19,000	

NOTE: Diameters greater than 2" require guards and must be used on straight grinders.

Abrasive Cup Wheels



Type 11



For large angle grinders

Item #	Diameter	Arbor	Max. RPM	
Metal Grinding / Heavy Duty Stock Removal				
FCW11M401	4" x 2"	5/8"-11	9,000	16 Grit Aluminum Oxide Grain
FCW11M501	5" x 2"	5/8"-11	7,200	
FCW11M601	6" x 2"	5/8"-11	6,000	
Concrete / Masonry Grinding				
FCW11C401	4" x 2"	5/8"-11	9,000	16 Grit Silicon Carbide Grain
FCW11C501	5" x 2"	5/8"-11	7,200	
FCW11C601	6" x 2"	5/8"-11	6,000	

Flap Discs



Type 29



Item #	Diameter	Arbor	Max. RPM	Grit
Metal Blending and Grinding				
FD2940060	4"	5/8"	15,250	Z 60 grit
FD2945040	4-1/2"	7/8"	13,280	Z 40 grit
FD2945060	4-1/2"	7/8"	13,280	Z 60 grit
FD2945080	4-1/2"	7/8"	13,280	Z 80 grit
FD29450120	4-1/2"	7/8"	13,280	Z 120 grit
FD2945160	4-1/2"	5/8"-11	13,280	Z 60 grit
FD2960060	6"	7/8"	10,200	Z 60 grit
FD2960080	6"	7/8"	10,200	Z 80 grit

Z=Aluminium Zirconium

Angle Grinder Accessories

Wool Bonnet

The wool bonnet is suitable for dry polishing and resists tearing and humidity.



Item #	Description	Diameter	Max. RPM
1608610000	Wool Bonnett	7"	2,000

Backing Pads



Item #	Description	Overall Diameter	Arbor	Max RPM
MG0450	Backing pad with nut	4-1/2"	5/8"-11	12,500
MG0500	Backing pad with nut	5"	5/8"-11	11,500
BP700	Sanding backing pad assembly	7"	5/8"-11	8,500
BP900	Sanding backing pad assembly	9"	5/8"-11	6,500

Cup Wheel Guards

Cup wheel guards are for use with large grinders only when using Type 11 flared cup wheels.

Item #	For Use With
T3004	Type 11 4" Flared cup wheel
T3005	Type 11 5" Flared cup wheel
T3006	Type 11 6" Flared cup wheel



Grinding Accessories

Brushes & Wire Wheels/Abrasive Discs



173

Brushes and Wire Wheels

Cup Brushes

Bosch offers a full selection of crimped and knotted wire cup brushes.

- **WB503, WB504** and **WB509-511** are knotted wire cup brushes designed specifically for portable tools. Useful for removing weld scale, burrs and corrosion or preparing surfaces for painting
- **WB523-526** are crimped wire cup brushes with carbon steel bristles that provide softer brushing action than knotted wire cup brushes



Item #	Diameter	Arbor	Max. RPM	Material	Wire Gauge	Description
WB503	3"	1/2"-13	12,500	Stainless steel	0.02	Knotted single row cup brush
WB504	3"	5/8"-11	12,500	Stainless steel	0.02	Knotted single row cup brush
WB509	3"	5/8"-11	12,500	Carbon steel	0.02	Knotted single row cup brush
WB510	4"	5/8"-11	8,500	Carbon steel	0.02	Knotted wire cup brush
WB511	6"	5/8"-11	6,600	Carbon steel	0.02	Knotted wire cup brush
WB523	3"	1/2"-13	12,500	Carbon steel	0.012	Crimped wire cup brush
WB524	3"	5/8"-11	12,500	Carbon steel	0.012	Crimped wire cup brush
WB525	4"	5/8"-11	8,500	Carbon steel	0.014	Crimped wire cup brush
WB526	6"	5/8"-11	6,600	Carbon steel	0.014	Crimped wire cup brush

Wire Wheels

Bosch offers a full selection of wire wheels.


- **WB569** is a crimped wire wheel made from the highest quality crimped tempered steel with maximum wire density to ensure longer life. Use for de-burring gears, removing oxides and scale, flash removal and edge blending
- **WB554** and **WB559** are stiff stringer bead knotted wire wheels with extremely narrow tufted faces that provide aggressive action. A maximum number of knots ensures longer life. Ideal for bead weld preparation and excellent for confined areas such as cross country pipe lines and pipe fabrication. Also useful for brushing expansion joints and narrow grooves
- **WB539, WB543** and **WB544** are full cable knotted wire wheels with narrow faces for more difficult brushing applications that excel in tight places for jobs like cleaning welds on angles or corners. Rugged construction and precision balancing permits high RPM usage



Item #	Diameter	Arbor	Max. RPM	Material	Wire Gauge	Description
WB539	4"	5/8"-11	20,000	Stainless steel	0.02	Full cable knotted wire wheel
WB543	4"	1/2"-13	20,000	Carbon steel	0.02	Full cable knotted wire wheel
WB544	4"	5/8"-11	20,000	Carbon steel	0.02	Full cable knotted wire wheel
WB554	4"	5/8"-11	20,000	Stainless steel	0.02	Stringer bead knotted wire wheel
WB559	4"	5/8"-11	20,000	Carbon steel	0.02	Stringer bead knotted wire wheel
WB569	4"	5/8"-11	12,500	Tempered steel	0.014	Crimped wire wheel

Abrasive Sanding Discs

Bosch abrasive sanding discs are made from aluminum oxide for aggressive cutting. The .030" premium fiber withstands heavy-duty use and the arbor hole slots let the disc lie flatter.



Item #	Diameter	Arbor	Max. RPM	Grit	Item #	Diameter	Arbor	Max. RPM	Grit	Item #	Diameter	Arbor	Max. RPM	Grit
GS424	4-1/2"	24	12,500	5	GS750	7"	50	8,500	5	T4234	5"	60	11,500	25
GS436	4-1/2"	36	12,500	5	GS780	7"	80	8,500	5	T4235	5"	80	11,500	25
GS450	4-1/2"	50	12,500	5	GS790	7"	120	8,500	5	T4236	5"	100	11,500	25
GS480	4-1/2"	80	12,500	5	T4220	4-1/2"	24	12,500	25	T4237	5"	120	11,500	25
GS490	4-1/2"	120	12,500	5	T4223	4-1/2"	50	12,500	25	T4238	5"	36	11,500	25
GS524	5"	24	11,500	5	T4224	4-1/2"	60	12,500	25	T4240	7"	24	8,500	25
GS536	5"	36	11,500	5	T4225	4-1/2"	80	12,500	25	T4243	7"	50	8,500	25
GS550	5"	50	11,500	5	T4226	4-1/2"	100	12,500	25	T4244	7"	60	8,500	25
GS580	5"	80	11,500	5	T4227	4-1/2"	120	12,500	25	T4245	7"	80	8,500	25
GS590	5"	120	11,500	5	T4228	4-1/2"	36	12,500	25	T4246	7"	100	8,500	25
GS724	7"	24	8,500	5	T4230	5"	24	11,500	25	T4247	7"	120	8,500	25
GS736	7"	36	8,500	5	T4233	5"	50	11,500	25	T4248	7"	36	8,500	25

Grinders and Metal Working

Diamond Abrasive Blades

Blade Types and Uses



The Bosch line of diamond blades offers a solution for every concrete and masonry application. Each blade is manufactured to exacting specifications with the needs of the user in mind.



All Bosch diamond blades are color-coded by application

General Purpose

- Concrete block
- Brick/Stone Pavers

Stone/Concrete

- Limestone
- Granite
- Concrete
- Brick

Tile

- Ceramic tile
- Porcelain tile
- Slate
- Marble

Hard Material

- Granite
- Aged concrete
- Steel reinforced concrete
- 5000 PSI Concrete

Special

- Asphalt
- Green concrete
- Iron/rebar
- Tuck-point mortar

NOTE: A diamond blade is a Type 1 abrasive cutting wheel.

Blade Types



Segmented

Superior cutting blade for longer life.

Ideal for cutting:

- Asphalt
- Pavers
- Green concrete
- Concrete
- Block




Turbo

Smooth cutting in hard material.

Ideal for cutting:

- Concrete
- Bricks
- Pavers
- Sandstone



Continuous Rim

Highest quality cuts.

Ideal for cutting:

- Ceramic tile
- Granite
- Slate
- Porcelain

Diamond Blade *Maximum Speeds*

Blade Diameter (in.)	Blade Diameter (mm)	Maximum RPM	Maximum Peripheral Speed (m/s)
4	105	14,500	80
4-1/2"	115	13,200	80
5	125	12,200	80
6	150	10,100	80
7	180	8,500	80

Blade Diameter (in.)	Blade Diameter (mm)	Maximum RPM	Maximum Peripheral Speed (m/s)
9	230	6,600	80
12	300	6,300	100
14	350	5,400	100
16	400	4,700	100

Diamond Abrasive Blades

Premium Plus

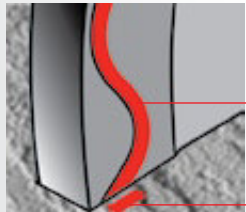


SPEEDWAVE™



Segmented Blades

The name SPEEDWAVE™ refers to the unique wave-shaped segments. They reduce surface friction and provide outstanding cutting speed



Wave pattern

Reduced surface contact area moves as blade turns



Item #	Description	Application	Tool Type	Diameter	Arbor
DBSW4561	Segmented Diamond Blade	Concrete, block, brick, stone, steel reinforced concrete	Small angle grinders	4-1/2"	5/8" + 7/8"
DBSW561	Segmented Diamond Blade	Concrete, block, brick, stone, steel reinforced concrete	Small angle grinders	5"	5/8" + 7/8"
DBSW761DKO	Segmented Diamond Blade	Concrete, block, brick, stone, steel reinforced concrete	Circular Saw/ large angle grinders	7"	5/8" ♦
DBSW961	Segmented Diamond Blade	Concrete, block, brick, stone, steel reinforced concrete	Large angle grinders	9"	5/8" + 7/8"

Premium Plus

Superior cutting speed through rough materials



Item #	Description	Application	Tool Type	Diameter	Arbor
DB461	Laser Fusion Progressive Segmented	Concrete, block, brick, stone, steel reinforced concrete	Small angle grinders	4"	7/8" + 20 mm + 5/8"
DB4561	Laser Fusion Progressive Segmented	Concrete, block, brick, stone, steel reinforced concrete	Small angle grinders	4-1/2"	7/8" + 20 mm + 5/8"
DB561	Laser Fusion Progressive Segmented	Concrete, block, brick, stone, steel reinforced concrete	Small angle grinders	5"	7/8" + 5/8"
DB661	Laser Fusion Progressive Segmented	Concrete, block, brick, stone, steel reinforced concrete	Small angle grinders	6"	7/8" + 5/8"
DB761	Laser Fusion Progressive Segmented	Concrete, block, brick, stone, steel reinforced concrete	Circular saws / large angle grinders	7"	5/8" ♦
DB961	Laser Fusion Progressive Segmented	Concrete, block, brick, stone, steel reinforced concrete	Large angle grinders	9"	7/8" & 5/8"
DB1261	Laser Fusion Progressive Segmented	Concrete, block, brick, stone, steel reinforced concrete	Cutoff machines	12"	1" & 20 mm
DB1461	Laser Fusion Progressive Segmented	Concrete, block, brick, stone, steel reinforced concrete	Cutoff machines	14"	1" & 20 mm

♦ = diamond knockout

Grinders and
Metal Working

Diamond Abrasive Blades

Hard Concrete/Stone & Concrete

Premium

Fast cutting and long life in most building materials

Item #	Description	Application	Tool Type	Diameter	Arbor
DB441	Premium Segmented	Concrete, block, brick, stone, steel reinforced concrete	Small angle grinders	4"	7/8" + 20 mm + 5/8"
DW400	Premium Segmented	Cutting brick, tile, stone, masonry and many other materials	Small angle grinders	4-1/8"	20 mm with 7/8" knockout
DB4541	Premium Segmented	Concrete, block, brick, stone, steel reinforced concrete	Small angle grinders	4-1/2"	7/8" + 20 mm + 5/8"
DB541	Premium Segmented	Concrete, block, brick, stone, steel reinforced concrete	Small angle grinders	5"	7/8" + 5/8"
DB741	Premium Segmented	Concrete, block, brick, stone, steel reinforced concrete	Circular saws / large angle grinders	7"	5/8" ◇
DB1041	Premium Segmented	Concrete, block, brick, stone, steel reinforced concrete	Wet Saws, Walk behind*	10"	7/8" + 5/8"
DB1241	Premium Segmented	Concrete, block, brick, stone, steel reinforced concrete	Cutoff machines	12"	1" & 20 mm
DB1441	Premium Segmented	Concrete, block, brick, stone, steel reinforced concrete	Cutoff machines	14"	1" & 20 mm

*Warning: Use only with machines designed for wet sawing and on a GFCI protected circuit (if the machine is electrical).

Hard Concrete Diamond Blades

Diamond blades for cutting the hardest materials, such as aged concrete, steel reinforced concrete, stone flooring and 5000 PSI concrete.



Item #	Description	Application	Tool Type	Diameter	Arbor
DB4564	Premium Plus Segmented	Hard material	Small angle grinders	4-1/2"	7/8" + 20 mm + 5/8"
DB764	Premium Plus Segmented	Hard material	Circular saws / large angle grinders	7"	5/8" ◇
DB1264	Premium Plus Segmented	Hard material	Cutoff machines	12"	1" & 20 mm
DB1464	Premium Plus Segmented	Hard material	Cutoff machines	14"	1" & 20 mm

Stone and Concrete Diamond Blades

Premium Plus

Diamond blades that offer smooth cutting in hard materials.



Item #	Description	Application	Tool Type	Diameter	Arbor
DB463	Premium Plus Turbo	Pavers, marble, slate, fire brick	Small angle grinders	4"	7/8" + 20 mm + 5/8"
DB4563	Premium Plus Turbo	Pavers, marble, slate, fire brick	Small angle grinders	4-1/2"	7/8" + 20 mm + 5/8"
DB563	Premium Plus Turbo	Pavers, marble, slate, fire brick	Small angle grinders	5"	7/8" + 5/8"
DB763	Premium Plus Turbo	Pavers, marble, slate, fire brick	Circular saws / large angle grinders	7"	5/8" ◇
DB963	Premium Plus Turbo	Pavers, marble, slate, fire brick	Large angle grinders	9"	7/8" & 5/8"
DB1263	Premium Plus Turbo	Pavers, marble, slate, fire brick	Cutoff machines	12"	1" & 20 mm
DB1463	Premium Plus Turbo	Pavers, marble, slate, fire brick	Cutoff machines	14"	1" & 20 mm

◇ = diamond knockout

Diamond Abrasive Blades

Stone & Concrete/Tile/Specialty



177

Stone and Concrete Diamond Blades continued

Premium

Item #	Description	Application	Tool Type	Diameter	Arbor
DB442	Premium Turbo	Pavers, marble, slate, fire brick	Small angle grinders	4"	7/8" + 20 mm + 5/8"
DB4542	Premium Turbo	Pavers, marble, slate, fire brick	Small angle grinders	4-1/2"	7/8" + 20 mm + 5/8"
DB542	Premium Turbo	Pavers, marble, slate, fire brick	Small angle grinders	5"	7/8" + 5/8"
DB742	Premium Turbo	Pavers, marble, slate, fire brick	Circular saws/large angle grinders	7"	5/8" ◇

Tile Diamond Blades

Diamond blades for chip-free cutting in ceramic, slate, marble, porcelain and exterior tile.



Item #	Description	Application	Tool Type	Diameter	Arbor
DB4566	Premium Plus Continuous	Tile	Small angle grinders	4-1/2"	7/8" + 20 mm + 5/8"
DB766	Premium Plus Continuous	Tile	Wet saws/large angle grinders*	7"	5/8"
DB1066	Premium Plus Continuous	Tile	Wet saws*	10"	5/8"
DB4568	Premium Plus Continuous	Marble	Small angle grinders	4-1/2"	7/8" + 20 mm + 5/8"
DB768	Premium Plus Continuous	Marble	Circular saws / large angle grinders*	7"	5/8" ◇
DB443	Premium Continuous	Tile	Small angle grinders	4"	7/8" + 20 mm + 5/8"
DB4543	Premium Continuous	Tile	Small angle grinders	4-1/2"	7/8" + 20 mm + 5/8"
DB743	Premium Continuous	Tile	Wet saws / large angle grinders*	7"	5/8"

*Warning: Use only with machines designed for wet sawing and on a GFCI protected circuit (if the machine is electrical).

Specialty Diamond Blades

Diamond blades that offer superior performance in specific applications.



Item #	Description	Application	Tool Type	Diameter	Arbor
DB4565	Premium Plus Segmented	Soft abrasive, soft brick, asphalt	Small angle grinders	4-1/2"	7/8" + 20 mm + 5/8"
DB765	Premium Plus Segmented	Soft abrasive, soft brick, asphalt	Circular saws / large angle grinders	7"	5/8" ◇
DB1265	Premium Plus Segmented	Asphalt, green concrete	Walk behinds	12"	1" & 20 mm
DB1465	Premium Plus Segmented	Asphalt, green concrete	Walk behinds	14"	1" & 20 mm
DB1267	Premium Plus Segmented	Ductile iron / rebar	Cutoff machines	12"	1" & 20 mm
DB1467	Premium Plus Segmented	Ductile iron / rebar	Cutoff machines	14"	1" & 20 mm

◇ = diamond knockout

Grinders and Metal Working

Diamond Abrasive Blades

Tuck Pointing/Cup Wheels

Tuck Pointing Diamond Blades

Provide thorough cleaning and extended life in grout and mortar removal applications



Item #	Description	Application	Tool Type	Diameter	Arbor
DD400	Premium Segmented	Tuck-point mortar	Small angle grinders	4"	7/8" + 5/8"
DD500	Premium Segmented	Tuck-point mortar	Small angle grinders	5"	7/8" + 5/8"

Diamond Cup Wheels

Bosch offers a solution for grinding on every surface.



Diamond Cup Wheel Quick Selection Chart

Asphalt	Basalt	Concrete, old	Concrete, fresh (abrasive)	Concrete pipes, stone	Pumice stone	Concrete pipes, stone	Screed concrete	Aerated concrete	Plaster, plaster board	Gneis, granite	Cast asphalt	Hard casting forms	Limestone, soft	Limestone, hard	Clinker stone, soft	Bricks	Mortar, plaster	Natural limestone	Natural slate	Porofon	Porphyry	Quartzite	Sandstone	Slag stone	Travertine	Cement fiber boards	Thermo-plastic protective paint finishes	Material
●	●	●	●	●	●	●	●	●	●	●	●	●	●	●	●	●	●	●	●	●	●	●	●	●	●	●	●	Item # DC500
●	●	●	●	●	●	●	●	●	●	●	●	●	●	●	●	●	●	●	●	●	●	●	●	●	●	●	●	Item # DC510
●	●	●	●	●	●	●	●	●	●	●	●	●	●	●	●	●	●	●	●	●	●	●	●	●	●	●	●	Item # DC520
●	●	●	●	●	●	●	●	●	●	●	●	●	●	●	●	●	●	●	●	●	●	●	●	●	●	●	●	Item # DC530

● Recommended ● Acceptable ● Not Recommended

Item #	Description	Application	Diameter	Arbor	Max. RPM
DC500	10 Segment	Sanding thin layers of thermo-plastic protective paint	5"	7/8"	12,200
DC510	11 Segment	Quick grinding of thick concrete layers	5"	7/8"	12,200
DC520	11 Segment	Large-area material removal	5"	7/8"	12,200
DC530	Turbo	Creating fine surfaces on granite	5"	7/8"	12,200

Drills and Fastening

Tools and Accessories



Section Guide

Tools

Drywall Screwguns	180-181
Drills	182-183
Right-Angle Drill	183

Accessories

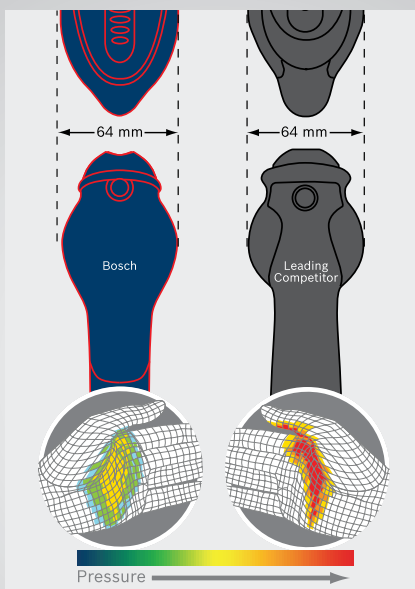
Wood Drilling	185-187
Metal Drilling	188-194
Hole Saws	195-202
Screwdriver Bits	203-214

Drywall Screwguns. Feel the Difference. See the Results.




Compact Design

Provides better tool balance and improved comfort when driving screws all day long



Ergonomic Grip

Contoured grip is designed to maximize comfort and minimize fatigue with evenly distributed pressure



Posi-Lok™ Nose Piece

Unique nose piece design is both easy to use and remove, and positively locks the depth setting when removed

SG45M(50/50G) – Drywall Screwgun (with 50' Twist Lock Cord/ 50' 3-Prong Cord)



- Compact Design - Increased comfort and control to drive screws all day
- Ergonomic Design - Contoured grip is designed to maximize comfort and minimize fatigue
- Posi-Lok™ Nose Piece Design (patent pending) - Retains depth setting when removed and eliminates time consuming depth readjustments
- 4,500 RPM - Provides the optimum speed for drywall installation and metal stud construction
- 101 in. lbs. of Torque - Best torque to weight ratio in its class
- One Hand Adjustable and Removable Nose Piece - Fast and easy adjustments whether working in a variety of materials or tight spaces
- Metal Gear Housing - For Maximum Jobsite Durability
- Unique Trigger Design - Improves user comfort for all day use
- Variable Speed Trigger with Forward-Reverse Lever - For increased control
- Belt Clip - Frees up hands for other important tasks

SG45M-50

Includes: 50 Ft. Cord with Twist Lock Plug

SG45M-50G is not double insulated

Includes: 50 Ft. Cord with 3-Prong Grounded Standard Plug

Specifications

Model#	Rating	Amperage	No Load RPM	Torque (in. lbs.)	Length (in.)	Weight (lbs.)
SG45M	120V	7.0	0-4,500	101	10.9"	2.95
SG45M-50	120V	7.0	0-4,500	101	10.9"	2.95
SG45M-50G	120V	7.0	0-4,500	101	10.9"	2.95

SG45 – Drywall Screwgun



- Compact Design - Increased comfort and control to drive screws all day
- Ergonomic Design - Contoured grip is designed to maximize comfort and minimize fatigue
- Posi-Lok™ Nose Piece Design (patent pending) - Retains depth setting when removed and eliminates time consuming depth readjustments
- One Hand Adjustable and Removable Nose Piece - Fast and easy adjustments whether working in a variety of materials or tight spaces
- Plastic Gear Housing - Provides lightweight design
- Unique Trigger Design - Improves user comfort for all day use
- Variable Speed Trigger with Forward-Reverse Lever - For increased control

SG25M – High Torque Screwgun



- Compact Design - Increased comfort and control to drive screws all day
- Ergonomic Design - Contoured grip is designed to maximize comfort and minimize fatigue
- Posi-Lok™ Nose Piece Design (patent pending) - Retains depth setting when removed and eliminates time consuming depth readjustments
- One Hand Adjustable and Removable Nose Piece - Fast and easy adjustments whether working in a variety of materials or tight spaces
- Metal Gear Housing - For Maximum Jobsite Durability
- Unique Trigger Design - Improves user comfort for all day use
- Variable Speed Trigger with Forward-Reverse Lever - For increased control

SG25MT – TEK Screwgun



- Compact Design - Increased comfort and control to drive screws all day
 - Ergonomic Design - Contoured grip is designed to maximize comfort and minimize fatigue
 - Posi-Lok™ Nose Piece Design (patent pending) - Retains depth setting when removed and eliminates time consuming depth readjustments
 - One Hand Adjustable and Removable Nose Piece - Fast and easy adjustments whether working in a variety of materials or tight spaces
 - Metal Gear Housing - For Maximum Jobsite Durability
 - Unique Trigger Design - Improves user comfort for all day use
 - Variable Speed Trigger with Forward-Reverse Lever - For increased control
- Includes:** 1/4", 5/16", 3/8" Nut Drivers

1006VSR(K) – 3/8" Variable Corded Speed Drill



- 3/8" Jacobs Ratcheting Keyless Chuck - Holds accessories exceptionally well for minimal slipping
- Variable Speed 2-Finger Trigger with Forward-Reverse Lever - For increased comfort and control
- Improved Recessed Lock-On Button - Recessed in handle to prevent accidental lock-on
- Service Minder Brushes - Automatically stops tool when brush replacement is needed
- Durable Belt Clip - Frees up hands for other important tasks
- Soft Grip Handle Design - Adds comfort, reduces fatigue

1006VSRK Includes: Carrying Case

Specifications

Model#	Rating	Amperage	No Load RPM	Torque (in. lbs.)	Chuck	Length (in.)	Weights (lbs.)
1006VSR(K)	120V	6.3	0-2,600	177	3/8"	10.1"	3.4
SG45	120V	6.2	0-4,500	70	N/A	10.9"	2.6
SG25M	120V	7.0	0-2,500	179	N/A	11.2"	3.2
SG25MT	120V	7.0	0-2,500	179	N/A	11.2"	3.2

1012VSR(1011VSR) – 3/8" High-Torque Drill



- One-handed Keyless Chuck
 - Variable Speed, Soft Grip Trigger, with Reversing Switch - For greater control
 - Two Finger Trigger Design and Lock-on Button - For ease of operation
 - Ergonomic Handle with Soft Grip - For increased comfort
 - Precision Cut Steel Gears
 - Magnesium Front Housing - For increased durability
 - 360° Auxiliary Handle with Optional Depth Gauge
- Includes:** Grounded Plug, Auxiliary Handle

1011VSR also features

- Heavy-duty Keyed Chuck

Includes: Chuck Key

1030VSR – 3/8" High-Speed Drill



- Heavy Duty, Keyed Chuck
 - Variable Speed, Soft Grip Trigger, with Reversing Switch - For greater control
 - Two Finger Trigger Design and Lock-on Button - For ease of operation
 - Ergonomic Handle with Soft Grip - For increased comfort
 - Precision Cut Steel Gears
 - Magnesium Front Housing - For increased durability
 - 360° Auxiliary Handle with Optional Depth Gauge
 - Extra Long 8' Rubber Cord with 3-prong Grounded Plug
- Includes:** Auxiliary Handle, Chuck Key

1169VSR – 1/2" Drill with Dual Torque Ranges



- 2 Speed Gear Box
 - Heavy Duty, Keyed Chuck
 - Trigger with Variable Speed Dial Trigger and Reversing Switch
 - Ergonomic Handle
 - Lock-on Button
- Includes:** Auxiliary Handle, Chuck Key

Drill Dust Extraction Compatibility Chart

1011VSR*, 1012VSR*, 1013VSR*, 1014VSR*, 1030VSR*, 1031VSR*, 1032VSR*, 1033VSR*, 1034VSR*, 1035VSR*, 1169VSR

1 618 190 006 Hood Only for extracting fine dust

1 618 190 009 Hood Only for extracting fine dust and other small debris

For use with bits up to 20mm/ 3/4" in diameter depending on tool's bit capacity

For use with bits up to 40mm/ 1-9/16" in diameter depending on tool's bit capacity

19mm Hose #

VAC001, VAC009†, VAC010†

35mm Hose #

VAC005, VAC006†, VAC007†, VAC008†, VAC021†

Adapter VAC002

Hose 1-1/4" or 1-1/2"

Vacuum Cleaner†



*When used with a dust extraction hood, this tool requires auxiliary handle 1612025024, which is sold separately and is different from this tool's standard-equipment auxiliary handle.
 †Competitor vacuum cleaners' ports won't accept VAC006-VAC021 locking hoses. They are only for use with Bosch 3931, 3931A and 3931A-PB vacs.

Specifications

Model#	Rating	Amperage	No Load RPM	Torque (in. lbs.)	Spindle Size	Maximum Hole Diameter in Wood (In.) - Paddle Bit	Maximum Hole Diameter in Wood (In.) - Self-Feed Bit	Maximum Hole Diameter in Wood (In.) - Hole Saw	Maximum Hole Diameter in Wood (In.) - Auger Bit	Maximum Hole Diameter in Steel (In.) - Twist Drill Bit	Maximum Hole Diameter in Steel (In.) - Hole Saw	Length (in.)	Weight (lbs.)
1012VSR(1011VSR)	120V	6.5	0-1,100	279	1/2"-20	1-1/2"	1"	2-1/2"	1"	3/8"	1-1/2"	9-7/8"	4.5 (4.6)
1030VSR	120V	7.5	0-2,100	215	1/2"-20	1"	Not Recommended, Drill is too fast.	1-3/8"	Not Recommended, Drill is too fast.	3/8"	1-3/8"	10"	4.8
1169VSR	120V	5.2	0-1,000/0-1,900	DUAL	1/2"-20	N/A	Not Recommended, Drill is too fast.	1-1/2"	Not Recommended, Drill is too fast.	3/8"	N/A	12-1/4"	4.6

1013VSR – 1/2" High-Speed Drill



- Heavy Duty Keyed Chuck
 - Variable Speed, Soft Grip Trigger, with Reversing Switch - For greater control
 - Two Finger Trigger Design and Lock-on Button - For ease of operation
 - Ergonomic Handle with Soft Grip - For increased comfort
 - Precision Cut Steel Gears
 - Magnesium Front Housing
 - For Increased Durability - Provides maximum control in tough applications
 - 360° Auxiliary Handle with Optional Depth Gauge
 - Extra Long 8' Rubber Cord with 3-prong Grounded Plug
- Includes:** Auxiliary Handle, Chuck Key

1034VSR – 1/2" High-Torque Drill



- Heavy Duty, Keyed Chuck
 - Variable Speed, Soft Grip Trigger, with Reversing Switch - For greater control
 - Two Finger Trigger Design and Lock-on Button - For ease of operation
 - Ergonomic Handle with Soft Grip - For increased comfort
 - Precision Cut Steel Gears
 - Magnesium Front Housing - For increased durability
 - 360° Auxiliary Handle with Optional Depth Gauge
 - Extra Long 8' Rubber Cord with 3-prong Grounded Plug
- Includes:** Auxiliary Handle, Chuck Key

1033VSR(1035VSR) – 1/2" High-Speed Drill



- Heavy Duty, Keyed Chuck
 - Variable Speed, Soft Grip Trigger, with Reversing Switch - For greater control
 - Two Finger Trigger Design and Lock-on Button - For ease of operation
 - Ergonomic Handle with Soft Grip - For increased comfort
 - Precision Cut Steel Gears
 - Magnesium Front Housing - For increased durability
 - 360° Auxiliary Handle with Optional Depth Gauge
 - Extra Long 8' Rubber Cord with 3-prong Grounded Plug
- Includes:** Auxiliary Handle, Chuck Key

1035VSR also features
• One-handed Keyless Chuck

1132VSR – 3/8" Right-Angle Drill



- Low Profile Design - For Drilling in close quarters
 - Easy To Actuate Paddle-type Switch
 - Variable Speed Dial - For matching speed to the application
- Includes:** Chuck, Chuck Key

Specifications

Model#	Rating	Amperage	No Load RPM	Torque (in. lbs.)	Spindle Size	Maximum Hole Diameter in Wood (In.) - Paddle Bit	Maximum Hole Diameter in Wood (In.) - Self-Feed Bit	Maximum Hole Diameter in Wood (In.) - Hole Saw	Maximum Hole Diameter in Wood (In.) - Auger Bit	Maximum Hole Diameter in Steel (In.) - Twist Drill Bit	Maximum Hole Diameter in Steel (In.) - Hole Saw	Length (in.)	Weight (lbs.)
1013VSR	120V	6.5	0-850	373	1/2"-20	1-1/2"	2-1/4"	3-5/8"	1-3/8"	1/2"	2"	10-9/10"	5.1
1034VSR	120V	8.0	0-550	767	1/2"-20	1-1/2"	2-9/16"	4-1/2"	1-1/2"	1/2"	3"	11-1/5"	5.3
1033VSR(1035VSR)	120V	8.0	0-850	472	1/2"-20	1-1/2"	2-9/16"	3-5/8"	1-1/2"	1/2"	2-1/2"	11-1/8"	5.3 (5.0)
1132VSR	120V	3.8	0-1,100	N/A	3/8"	N/A	N/A	1"	N/A	N/A	3/8"	11-3/4"	4.0

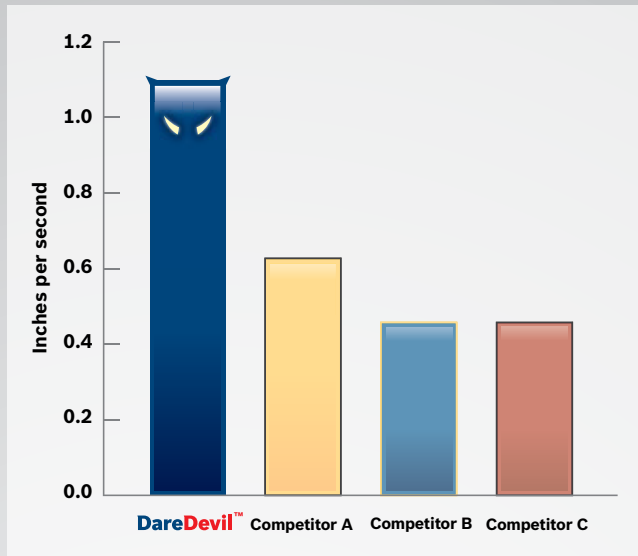
Dare Devil™ Spade Bits



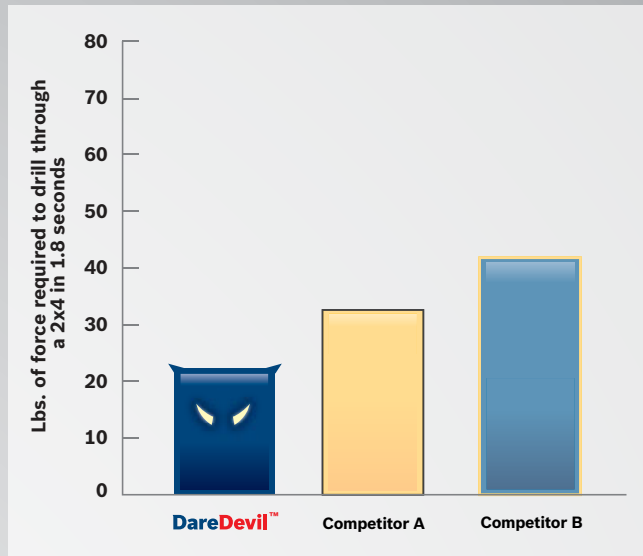
Feed your need for speed. Bosch Dare Devil™ spade bits offer the industry's leading performance over any other spade bit available today



2.4X FASTER*



53% LESS FORCE*



Drills and Fastening



Faster drilling



Uses less force!

*Based on independent testing head to head testing of 3/4" spade bits performed by Intertek.

DareDevil™ Spade Bits

NEW



Feed your need for speed!


Full Cone Threaded Tip
Fast and effortless drilling

Spur and Reamer
Cleaner holes



Hex Shank with Power Groove
Reduces slippage

Contoured Paddle
Faster chip removal



Drills 2.4X Faster with 53% Less Force than leading competitor



DSB1013

DareDevil™ Standard Spade Bits

Item #	Diameter	Overall Length	Quantity	Bulk Item	Bulk Quantity
DSB1001	1/4"	6"	5	DSB1001B	60
DSB1002	5/16"	6"	5	DSB1002B	60
DSB1003	3/8"	6"	5	DSB1003B	50
DSB1004	7/16"	6"	5	DSB1004B	50
DSB1005	1/2"	6"	5	DSB1005B	50
DSB1006	9/16"	6"	5	DSB1006B	50
DSB1007	5/8"	6"	5	DSB1007B	50
DSB1008	11/16"	6"	5	DSB1008B	40
DSB1009	3/4"	6"	5	DSB1009B	40
DSB1010	13/16"	6"	5	DSB1010B	40
DSB1011	7/8"	6"	5	DSB1011B	40
DSB1012	15/16"	6"	5	DSB1012B	30
DSB1013	1"	6"	5	DSB1013B	30
DSB1015	1-1/8"	6"	5	DSB1015B	25
DSB1017	1-1/4"	6"	5	DSB1017B	25
DSB1019	1-3/8"	6"	5	DSB1019B	20
DSB1021	1-1/2"	6"	5	DSB1021B	20
DSBE1006	N/A	6" extension	5	N/A	
DSBE1012	N/A	12" extension	1	N/A	

DLSB1009

DareDevil™ Extended Length Spade Bits

Item #	Diameter	Overall Length	Quantity	Bulk Item	Bulk Quantity
DLSB1003	3/8"	16"	5	DLSB1003B	30
DLSB1005	1/2"	16"	5	DLSB1005B	30
DLSB1007	5/8"	16"	5	DLSB1007B	30
DLSB1009	3/4"	16"	5	DLSB1009B	30
DLSB1011	7/8"	16"	5	DLSB1011B	30
DLSB1013	1"	16"	5	DLSB1013B	30

DSB5006P



DSBS1009

DareDevil™ Stubby Length Spade Bits

Item #	Diameter	Overall Length	Quantity	Bulk Item	Bulk Quantity
DSBS1003	3/8"	4"	5	DSBS1003B	60
DSBS1005	1/2"	4"	5	DSBS1005B	60
DSBS1007	5/8"	4"	5	DSBS1007B	60
DSBS1009	3/4"	4"	5	DSBS1009B	50
DSBS1011	7/8"	4"	5	DSBS1011B	50
DSBS1013	1"	4"	5	DSBS1013B	40
DSBS1015	1-1/8"	4"	5	DSBS1015B	40
DSBS1017	1-1/4"	4"	5	DSBS1017B	40
DSBS1021	1-1/2"	4"	5	DSBS1021B	30

Item #	Description	Contents
DSB5003	3 pc. spade bit set	1/2", 3/4", 1"
DSB5005	6 pc. spade bit set with extension	3/8", 1/2", 5/8", 3/4", 7/8", 6" extension
DSB5006	6 pc. spade bit set	3/8", 1/2", 5/8", 3/4", 7/8", 1"
DSB5006P	6 pc. spade bit set in pouch	3/8", 1/2", 5/8", 3/4", 7/8", 1"
DSB5013P	13 pc. spade bit set in pouch	1/4", 3/8", 1/2", 9/16", 5/8", 11/16", 3/4", 7/8", 1", 1-1/8", 1-1/4", 1-3/8", 1-1/2"
DSB5010	10 pc. spade bit set	3/8", 1/2", 5/8", 3/4", 9/16", 7/8", 1", 1-1/8", 1-1/4", 6" extension
DSB5003	3 pc. stubby spade bit set	1/2", 3/4", 1"
DSB5007P	6 pc. stubby spade bit set in pouch	1/2", 5/8", 3/4", 7/8", 1", 6" extension

NOTE: Drill bits (or extension + drill bit) in excess of 8" should never exceed 600 RPM.

Wood Drilling

Augers

NailKiller™ Augers

NEW



Easy in wood, tough on nails

Dual Cutting Edges

Easier nail cutting and balanced drilling

Reinforced Spine

Added strength for heavy duty applications



Reamer Edge

Cleaner holes

Stronger Tip

Withstands repeated nail hits

Last 3X Longer in nails and cuts with 20% Less Force than standard auger bits

Item #	Diameter	Overall Length	Flute Length	Shank Size	Item Quantity	Bulk Item#	Bulk Quantity
NKST04	1/4"	7-1/2"	4"	3/16"	1	NKSB04	5
NKST05	5/16	7-1/2"	4"	1/4"	1	NKSB05	5
NKST06	3/8"	7-1/2"	4"	1/4"	1	NKSB06	5
NKST07	7/16"	7-1/2"	4"	1/4"	1	NKSB07	5
NKST08	1/2"	7-1/2"	4"	5/16"	1	NKSB08	5
NKST09	9/16"	7-1/2"	4"	7/16"	1	NKSB09	5
NKST10	5/8"	7-1/2"	4"	7/16"	1	NKSB10	5
NKST11	11/16"	7-1/2"	4"	7/16"	1	NKSB11	5
NKST12	3/4"	7-1/2"	4"	7/16"	1	NKSB12	5
NKST13	13/16"	7-1/2"	4"	7/16"	1	NKSB13	5
NKST14	7/8"	7-1/2"	4"	7/16"	1	NKSB14	5
NKST15	15/16"	7-1/2"	4"	7/16"	1	NKSB15	5
NKST16	1"	7-1/2"	4"	7/16"	1	NKSB16	5
NKST18	1-1/8"	7-1/2"	4"	7/16"	1	NKSB18	3
NKST20	1-1/4"	7-1/2"	4"	7/16"	1	NKSB20	3
NKST22	1-3/8"	7-1/2"	4"	7/16"	1	NKSB22	3
NKST24	1-1/2"	7-1/2"	4"	7/16"	1	NKSB24	3
NKMT06	3/8"	13"	9"	1/4"	1	n/a	n/a
NKMT07	7/16"	13"	9"	1/4"	1	n/a	n/a
NKMT08	1/2"	13"	9"	5/16"	1	n/a	n/a
NKMT09	9/16"	13"	9"	7/16"	1	n/a	n/a
NKMT10	5/8"	13"	9"	7/16"	1	n/a	n/a
NKMT11	11/16"	13"	9"	7/16"	1	n/a	n/a
NKMT12	3/4"	13"	9"	7/16"	1	n/a	n/a
NKMT13	13/16"	13"	9"	7/16"	1	n/a	n/a
NKMT14	7/8"	13"	9"	7/16"	1	n/a	n/a
NKMT15	15/16"	13"	9"	7/16"	1	n/a	n/a
NKMT16	1"	13"	9"	7/16"	1	n/a	n/a
NKMT18	1-1/8"	13"	9"	7/16"	1	n/a	n/a
NKMT20	1-1/4"	13"	9"	7/16"	1	n/a	n/a
NKMT22	1-3/8"	13"	9"	7/16"	1	n/a	n/a
NKMT24	1-1/2"	13"	9"	7/16"	1	n/a	n/a
NKLT06	3/8"	17-1/2"	13-1/2"	1/4"	1	NKLB06	5
NKLT07	7/16	17-1/2"	13-1/2"	1/4"	1	NKLB07	5
NKLT08	1/2"	17-1/2"	13-1/2"	5/16"	1	NKLB08	5
NKLT09	9/16	17-1/2"	13-1/2"	7/16"	1	NKLB09	5
NKLT10	5/8"	17-1/2"	13-1/2"	7/16"	1	NKLB10	5
NKLT11	11/16"	17-1/2"	13-1/2"	7/16"	1	NKLB11	5
NKLT12	3/4"	17-1/2"	13-1/2"	7/16"	1	NKLB12	5
NKLT13	13/16"	17-1/2"	13-1/2"	7/16"	1	NKLB13	5
NKLT14	7/8"	17-1/2"	13-1/2"	7/16"	1	NKLB14	5
NKLT15	15/16"	17-1/2"	13-1/2"	7/16"	1	NKLB15	5
NKLT16	1"	17-1/2"	13-1/2"	7/16"	1	NKLB16	5
NKLT17	1-1/16"	17-1/2"	13-1/2"	7/16"	1	NKLB17	3
NKLT18	1-1/8"	17-1/2"	13-1/2"	7/16"	1	NKLB18	3
NKLT20	1-1/4"	17-1/2"	13-1/2"	7/16"	1	NKLB20	3
NKLT22	1-3/8"	17-1/2"	13-1/2"	7/16"	1	NKLB22	3
NKLT24	1-1/2"	17-1/2"	13-1/2"	7/16"	1	NKLB24	3
NKXB0711	11/16"	24"	18"	7/16"	1	NKXB1011	5
NKXB0713	13/16"	24"	18"	7/16"	1	NKXB1013	5
NKXB0715	15/16"	24"	18"	7/16"	1	NKXB1015	5
NKXB0717	1-1/16"	24"	18"	7/16"	1	NKXB1017	3

NOTE: Drill bits (or extension + drill bit) in excess of 8" should never exceed 600 RPM.


BOSCH

For more details visit
Boschtools.com

Wood Drilling

Self-Feed/Forstner/Brad Point/Installer

Self-Feed Bits

Bosch's line of Self Feed bits are designed for the professional plumber and electrician who needs to make large, rough holes in wood. Each bit features:

- 7/16" Hex shank for reduced slippage (3" and larger 3-Flat shank)
- Resharpenable chip lifters and spurs to maximize bit life
- Deep cutter gullets prevents stalling and drills smooth
- Replaceable threaded tip and hex key included

Item #	Diameter	Replacement Kit
SF1001	1"	SF5018
SF1121	1-1/8"	SF5018
SF1251	1-1/4"	SF5018
SF1371	1-3/8"	SF5018
SF1501	1-1/2"	SF5018
SF1751	1-3/4"	SF5018
SF2001	2"	SF5018
SF2121	2-1/8"	SF5018
SF2251	2-1/4"	SF5018
SF2561	2-9/16"	SF5018
SF3001	3"	SF5032
SF3621	3-5/8"	SF5032
SF4621	4-5/8"	SF5032



Self-Feed Replacement Kits

Item #	Contents
SF5018	(1) screw tip, (1) set screw, (1) 1/8" hex wrench
SF5032	(1) screw tip, (1) set screw, (1) 5/32" hex wrench

Self-Feed Bit Extensions

Item #	Length	Shank
EX1006	6"	7/16"
EX1012	12"	7/16"



Forstner Bits

Bosch's line of Forstner bits are designed for perfectly smooth, flat-bottomed holes.

- Wood storage case (FB1600, FB700)



Item #	Diameter
FB004	1/4"
FB006	3/8"
FB008	1/2"
FB010	5/8"
FB012	3/4"
FB014	7/8"
FB016	1"
FB018	1-1/8"
FB020	1-1/4"
FB022	1-3/8"
FB024	1-1/2"
FB026	1-5/8"
FB028	1-3/4"
FB030	1-7/8"
FB032	2"
FB034	2-1/8"
FB1600	1 Each, All Above Sizes
FB700	1/4", 3/8", 1/2", 5/8", 3/4", 7/8", 1"

Bell Hanger/Installer Bits

Bosch's line of Bell Hanger bits are designed for the professional electrician or low voltage cable installer.

Each bit features:

- Hole in flute for fishing cable through drilled holes
- 3-Flat shank for reduced slippage
- Extra length for deep drilling



Item #	Diameter	Overall Length	Item Quantity	Bulk Item#	Bulk Quantity
BH1001	1/4"	12"	1	BH1001B	6
BH1002	5/16"	12"	1	BH1002B	6
BH1003	3/8"	12"	1	BH1003B	6
BH1005	1/2"	12"	1	BH1005B	6
BH2001	1/4"	18"	1	BH2001B	6
BH2002	5/16"	18"	1	BH2002B	6
BH2003	3/8"	18"	1	BH2003B	6
BH2005	1/2"	18"	1	BH2005B	6
BH3001	1/4"	24"	1	BH3001B	6
BH3002	5/16"	24"	1	BH3002B	6
BH3003	3/8"	24"	1	BH3003B	6
BH3005	1/2"	24"	1	BH3005B	6

Brad Point Bits

Bosch's line of Brad Point bits are designed for drilling smooth clean holes. Each bit features:

- Tip that provides easy positioning and accurate starts
- Designed for both portable drills and drill presses



Item #	Diameter	Shank Diameter	Overall Length	Flute Length
B14601	1/8"	1/8"	2-3/4"	1-5/8"
B14602	3/16"	3/16"	3-1/2"	2-5/16"
B14603	1/4"	1/4"	3-5/16"	2-1/4"
B14604	5/16"	5/16"	4-7/16"	2-3/4"
B14605	3/8"	5/16"	5-3/16"	3-1/4"
B14606	7/16"	5/16"	5-9/16"	3-1/2"
B14607	1/2"	5/16"	5-15/16"	3-1/2"
B14609	5/8"	3/8"	7"	4-1/4"
B14615	1/4", 5/16", 3/8", 7/16", 1/2", 5/8"	Various	Various	Various

Hinge Boring Bits

Bosch's line of Hinge Boring bits are designed for European type hinges.

Each bit features:

- Centering point and outside scoring tips
- 10mm shank with locking flat and adjustable screw top for automatic and semi-automatic boring machines
- Not for use with 3-jaw chucks




Item #	Diameter	Description
T15005	5 mm	Right twist
T15015	5 mm	Left twist
T15008	8 mm	Right twist
T15018	8 mm	Left twist
T15010	10 mm	Right twist
T15110	10 mm	Left twist
T15215	15 mm	For European type hinges
T15020	20 mm	For European type hinges
T15025	25 mm	For European type hinges
T15026	26 mm	For European type hinges
T15126	26 mm	For European type hinges
T15030	30 mm	For European type hinges
T15035	35 mm	For European type hinges
T15138	38 mm	For European type hinges
T15040	40 mm	For European type hinges

Metal Drilling

Choosing the Right Bit

The Bosch line of metal drill bits offers a solution for every professional application. Each bit is manufactured to exacting specifications and features a 135° split point that starts on contact with no walking or skating, eliminating the need for a center punch.


Black Oxide



For general purpose drilling

- Speed helix design for 3X faster drilling than standard bits
- Lasts 50% longer than HSS bits
- Available in jobber length, stubby length, extended length (aircraft), 1/2" reduced shank (Silver+Deming)


Titanium



For heavy duty repetitive drilling

- Lasts up to 6X longer than HSS bits
- Speed helix design for 3X faster drilling than standard bits
- Surface hardness in excess of 80 HRC to penetrate tough materials, including stainless steel
- Available in jobber length with 3/8" reduced shank




Cobalt



For heavy-duty drilling in extremely hard or abrasive materials

- Withstand high temperature applications for extended periods of time (up to 11000F)
- Thick web design adds stability to bit in tough applications
- Surface hardness 66-68 HRC to penetrate tough abrasive materials
- Available in jobber length, full shank

Material Chart

Material/Application	Wood	Plastic	Light Gauge Metal	High Carbon Steel	Aluminum & Alloy Steel	Cast Iron	Stainless Steel
Black oxide 	●	●	●	●	●	●	●
Titanium 	●	●	●	●	●	●	●
Cobalt 	●	●	●	●	●	●	●

● Recommended ● Acceptable ● Not Recommended




Titanium Coated Drill Bits

Item #	Diameter	Overall Length	Shank Diameter	Quantity
Carded Items				
TI2131	1/16"	1-7/8"	1/16"	2
TI2132	5/64"	2"	5/64"	2
TI2133	3/32"	2-1/4"	3/32"	2
TI2134	7/64"	2-5/8"	7/64"	2
TI2135	1/8"	2-3/4"	1/8"	2
TI2136	9/64"	2-7/8"	9/64"	1
TI2137	5/32"	3-1/8"	5/32"	1
TI2138	11/64"	3-1/4"	11/64"	1
TI2139	3/16"	3-1/2"	3/16"	1
TI2140	13/64"	3-5/8"	13/64"	1
TI2141	7/32"	3-3/4"	7/32"	1
TI2142	15/64"	13-7/8"	15/64"	1
TI2143	1/4"	4"	1/4"	1
TI2144	17/64"	4-1/8"	17/64"	1
TI2145	9/32"	4-1/4"	9/32"	1
TI2146	19/64"	4-3/8"	19/64"	1
TI2147	5/16"	4-1/2"	5/16"	1
TI2148	21/64"	4-5/8"	21/64"	1
TI2149	11/32"	4-3/4"	11/32"	1
TI2150	23/64"	4-7/8"	23/64"	1
TI2151	3/8"	5"	3/8"	1
TI2152	25/64"	5-1/8"	3/8"	1
TI2153	13/32"	5-1/4"	3/8"	1
TI2154	27/64"	5-3/8"	3/8"	1
TI2155	7/16"	5-1/2"	3/8"	1
TI2156	29/64"	5-5/8"	3/8"	1
TI2157	15/32"	5-3/4"	3/8"	1
TI2158	31/64"	5-7/8"	3/8"	1
TI2159	1/2"	6"	3/8"	1
Bulk Items				
TI4131	1/16"	1-7/8"	1/16"	12
TI4132	5/64"	2"	5/64"	12
TI4133	3/32"	2-1/4"	3/32"	12
TI4134	7/64"	2-5/8"	7/64"	12
TI4135	1/8"	2-3/4"	1/8"	12
TI4136	9/64"	2-7/8"	9/64"	12
TI4137	5/32"	3-1/8"	5/32"	12
TI4138	11/64"	3-1/4"	11/64"	12
TI4139	3/16"	3-1/2"	3/16"	12
TI4140	13/64"	3-5/8"	13/64"	12
TI4141	7/32"	3-3/4"	7/32"	12
TI4142	15/64"	3-7/8"	15/64"	12
TI4143	1/4"	4"	1/4"	12
TI4144	17/64"	4-1/8"	17/64"	6
TI4145	9/32"	4-1/4"	9/32"	6
TI4146	19/64"	4-3/8"	19/64"	6
TI4147	5/16"	4-1/2"	5/16"	6
TI4148	21/64"	4-5/8"	21/64"	6
TI4149	11/32"	4-3/4"	11/32"	6
TI4150	23/64"	4-7/8"	23/64"	6
TI4151	3/8"	5"	3/8"	6
TI4152	25/64"	5-1/8"	3/8"	6
TI4153	13/32"	5-1/4"	3/8"	6
TI4154	27/64"	5-3/8"	3/8"	6
TI4155	7/16"	5-1/2"	3/8"	6
TI4156	29/64"	5-5/8"	3/8"	6
TI4157	15/32"	5-3/4"	3/8"	6
TI4158	31/64"	5-7/8"	3/8"	6
TI4159	1/2"	6"	3/8"	6



TI18



TI4029

Titanium Coated Drill Bit Sets

Item #	# of Pieces	Description
TI10	10	10 pc. set in heavy duty plastic case
TI4013	13	Fractional jobber length 1/16" to 1/4" by 64ths metal index
TI15	15	15 pc. set in blow-molded plastic case
TI18	18	18 pc. set in heavy duty plastic case
TI4029	29	Fractional jobber length 1/16" to 1/2" by 64ths metal index

Metal Drilling

Black Oxide



Fractional Jobber Length Black Oxide Drill Bits

Item #	Diameter	Overall Length	Shank Diameter	Quantity
Carded Items				
BL2131	1/16"	1-7/8"	1/16"	2
BL2132	5/64"	2"	5/64"	2
BL2133	3/32"	2-1/4"	3/32"	2
BL2134	7/64"	2-5/8"	7/64"	2
BL2135	1/8"	2-3/4"	1/8"	2
BL2136	9/64"	2-7/8"	9/64"	1
BL2137	5/32"	3-1/8"	5/32"	1
BL2138	11/64"	3-1/4"	11/64"	1
BL2139	3/16"	3-1/2"	3/16"	1
BL2140	13/64"	3-5/8"	13/64"	1
BL2141	7/32"	3-3/4"	7/32"	1
BL2142	15/64"	3-7/8"	15/64"	1
BL2143	1/4"	4"	1/4"	1
BL2144	17/64"	4-1/8"	17/64"	1
BL2145	9/32"	4-1/4"	9/32"	1
BL2146	19/64"	4-3/8"	19/64"	1
BL2147	5/16"	4-1/2"	5/16"	1
BL2148	21/64"	4-5/8"	21/64"	1
BL2149	11/32"	4-3/4"	11/32"	1
BL2150	23/64"	4-7/8"	23/64"	1
BL2151	3/8"	5"	3/8"	1
BL2152	25/64"	5-1/8"	3/8"	1
BL2153	13/32"	5-1/4"	3/8"	1
BL2154	27/64"	5-3/8"	3/8"	1
BL2155	7/16"	5-1/2"	3/8"	1
BL2156	29/64"	5-5/8"	3/8"	1
BL2157	15/32"	5-3/4"	3/8"	1
BL2158	31/64"	5-7/8"	3/8"	1
BL2159	1/2"	6"	3/8"	1

Item #	Diameter	Overall Length	Shank Diameter	Quantity
Bulk Items				
BL4128	1/64"	3/4"	1/64"	12
BL4129	1/32"	1-3/8"	1/32"	12
BL4130	3/64"	1-3/4"	3/64"	12
BL4131	1/16"	1-7/8"	1/16"	12
BL4132	5/64"	2"	5/64"	12
BL4133	3/32"	2-1/4"	3/32"	12
BL4134	7/64"	2-5/8"	7/64"	12
BL4135	1/8"	2-3/4"	1/8"	12
BL4136	9/64"	2-7/8"	9/64"	12
BL4137	5/32"	3-1/8"	5/32"	12
BL4138	11/64"	3-1/4"	11/64"	12
BL4139	3/16"	3-1/2"	3/16"	12
BL4140	13/64"	3-5/8"	13/64"	12
BL4141	7/32"	3-3/4"	7/32"	12
BL4142	15/64"	3-7/8"	15/64"	12
BL4143	1/4"	4"	1/4"	12
BL4144	17/64"	4-1/8"	17/64"	6
BL4145	9/32"	4-1/4"	9/32"	6
BL4146	19/64"	4-3/8"	19/64"	6
BL4147	5/16"	4-1/2"	5/16"	6
BL4148	21/64"	4-5/8"	21/64"	6
BL4149	11/32"	4-3/4"	11/32"	6
BL4150	23/64"	4-7/8"	23/64"	6
BL4151	3/8"	5"	3/8"	6
BL4152	25/64"	5-1/8"	3/8"	6
BL4153	13/32"	5-1/4"	3/8"	6
BL4154	27/64"	5-3/8"	3/8"	6
BL4155	7/16"	5-1/2"	3/8"	6
BL4156	29/64"	5-5/8"	3/8"	6
BL4157	15/32"	5-3/4"	3/8"	6
BL4158	31/64"	5-7/8"	3/8"	6
BL4159	1/2"	6"	3/8"	6



Extra Length (Aircraft) Black Oxide Drill Bits

Item #	Diameter	Overall Length	Shank Diameter	Quantity
BL2630	3/64"	6"	3/64"	1
BL2631	1/16"	6"	1/16"	1
BL2731	1/16"	12"	1/16"	1
BL2632	5/64"	6"	5/64"	1
BL2633	3/32"	6"	3/32"	1
BL2634	7/64"	6"	7/64"	1
BL2635	1/8"	6"	1/8"	1
BL2735	1/8"	12"	1/8"	1
BL2636	9/64"	6"	9/64"	1
BL2637	5/32"	6"	5/32"	1
BL2638	11/64"	6"	11/64"	1
BL2639	3/16"	6"	3/16"	1
BL2739	3/16"	12"	3/16"	1
BL2640	13/64"	6"	13/64"	1
BL2641	7/32"	6"	7/32"	1
BL2642	15/64"	6"	15/64"	1
BL2643	1/4"	6"	1/4"	1
BL2743	1/4"	12"	1/4"	1
BL2647	5/16"	6"	5/16"	1
BL2747	5/16"	12"	5/16"	1
BL2651	3/8"	6"	3/8"	1
BL2751	3/8"	12"	3/8"	1
BL2655	7/16"	6"	7/16"	1
BL2755	7/16"	12"	7/16"	1
BL2759	1/2"	12"	1/2"	1



Fractional 1/2" Reduced Shank (Silver & Deming) Black Oxide Drill Bits

Item #	Diameter	Overall Length	Shank Diameter	Quantity
BL2160	33/64"	6"	1/2"	1
BL2161	17/32"	6"	1/2"	1
BL2162	35/64"	6"	1/2"	1
BL2163	9/16"	6"	1/2"	1
BL2164	37/64"	6"	1/2"	1
BL2165	19/32"	6"	1/2"	1
BL2166	39/64"	6"	1/2"	1
BL2167	5/8"	6"	1/2"	1
BL2168	41/64"	6"	1/2"	1
BL2169	21/32"	6"	1/2"	1
BL2170	43/64"	6"	1/2"	1
BL2171	11/16"	6"	1/2"	1
BL2172	45/64"	6"	1/2"	1
BL2173	23/32"	6"	1/2"	1
BL2174	47/64"	6"	1/2"	1
BL2175	3/4"	6"	1/2"	1
BL2176	49/64"	6"	1/2"	1
BL2178	51/64"	6"	1/2"	1
BL2179	13/16"	6"	1/2"	1
BL2180	53/64"	6"	1/2"	1
BL2177	25/32"	6"	1/2"	1
BL2181	27/32"	6"	1/2"	1
BL2182	55/64"	6"	1/2"	1
BL2183	7/8"	6"	1/2"	1
BL2184	57/64"	6"	1/2"	1
BL2185	29/32"	6"	1/2"	1
BL2186	59/64"	6"	1/2"	1
BL2187	15/16"	6"	1/2"	1
BL2188	61/64"	6"	1/2"	1
BL2189	31/32"	6"	1/2"	1
BL2190	63/64"	6"	1/2"	1
BL2191	1"	6"	1/2"	1
BL2192	1-1/64"	6"	1/2"	1
BL2193	1-1/32"	6"	1/2"	1
BL2195	1-1/16"	6"	1/2"	1
BL2197	1-3/32"	6"	1/2"	1
BL2199	1-1/8"	6"	1/2"	1


BOSCH

 For more details visit
Boschtools.com

Fractional 1/2" Reduced Shank (Silver & Deming) Black Oxide Drill Bits (continued)

Item #	Diameter	Overall Length	Shank Diameter	Quantity
BL2201	1-5/32"	6"	1/2"	1
BL2203	1-3/16"	6"	1/2"	1
BL2207	1-1/4"	6"	1/2"	1
BL2211	1-5/16"	6"	1/2"	1
BL2215	1-3/8"	6"	1/2"	1
BL2219	1-7/16"	6"	1/2"	1
BL2223	1-1/2"	6"	1/2"	1



Fractional Stubby Length Black Oxide Drill Bits (Bulk)

Item #	Diameter	Overall Length	Shank Diameter	Quantity
BL3135	1/8"	1-7/8"	1/8"	12
BL3139	3/16"	2-3/16"	3/16"	12
BL3143	1/4"	2-1/2"	1/4"	12



Letter Size Black Oxide Drill Bits (Bulk)

Item #	Diameter	Overall Length	Shank Diameter	Quantity
BL4201	A	3-7/8"	0.2340"	12
BL4202	B	4"	0.2380"	12
BL4203	C	4"	0.2420"	12
BL4204	D	4"	0.2460"	12
BL4205	E	4"	0.2500"	12
BL4206	F	4-1/8"	0.2570"	12
BL4207	G	4-1/8"	0.2610"	6
BL4208	H	4-1/8"	0.2660"	6
BL4209	I	4-1/8"	0.2720"	6
BL4210	J	4-1/8"	0.2770"	6
BL4211	K	4-1/4"	0.2810"	6
BL4212	L	4-1/4"	0.2900"	6
BL4213	M	4-3/8"	0.2950"	6
BL4214	N	4-3/8"	0.3020"	6
BL4215	O	4-1/2"	0.3160"	6
BL4216	P	4-5/8"	0.3230"	6
BL4217	Q	4-3/4"	0.3320"	6
BL4218	R	4-3/4"	0.3390"	6
BL4219	S	4-7/8"	0.3480"	6
BL4220	T	4-7/8"	0.3580"	6
BL4221	U	5"	0.3680"	6
BL4222	V	5"	0.3770"	6
BL4223	W	5-1/8"	0.3860"	6
BL4224	X	5-1/8"	0.3970"	6
BL4225	Y	5-1/4"	0.4040"	6
BL4226	Z	5-1/4"	0.4130"	6



Fractional Double-end Black Oxide Drill Bits (Bulk)

Item #	Diameter	Overall Length	Shank Diameter	Quantity
BL6134	7/64"	1-15/16"	7/64"	12
BL6135	1/8"	2-1/8"	1/8"	12
BL6136	9/64"	2-5/32"	9/64"	12
BL6137	5/32"	2-5/32"	5/32"	12
BL6139	3/16"	2-5/16"	3/16"	12
BL6141	7/32"	2-5/16"	7/32"	12
BL6143	1/4"	2-5/16"	1/4"	12



Wire Gauge Double-end Black Oxide Drill Bits (Bulk)

Item #	Diameter	Overall Length	Shank Diameter	Quantity
BL6011	11	2-5/16"	0.1910"	12
BL6020	20	2-5/32"	0.1610"	12
BL6030	30	2-1/8"	0.1285"	12



Wire Gauge Black Oxide Drill Bits (Bulk)

Item #	Diameter	Overall Length	Shank Diameter	Quantity
BL4001	1	3-7/8"	0.2280"	12
BL4002	2	3-7/8"	0.2210"	12
BL4003	3	3-3/4"	0.2130"	12
BL4004	4	3-3/4"	0.2090"	12
BL4005	5	3-3/4"	0.2055"	12
BL4006	6	3-3/4"	0.2040"	12
BL4007	7	3-5/8"	0.2010"	12
BL4008	8	3-5/8"	0.1990"	12
BL4009	9	3-5/8"	0.1960"	12
BL4010	10	3-5/8"	0.1935"	12
BL4011	11	3-1/2"	0.1910"	12
BL4012	12	3-1/2"	0.1890"	12
BL4013	13	3-1/2"	0.1850"	12
BL4014	14	3-3/8"	0.1820"	12
BL4015	15	3-3/8"	0.1800"	12
BL4016	16	3-3/8"	0.1770"	12
BL4017	17	3-3/8"	0.1730"	12
BL4018	18	3-1/4"	0.1695"	12
BL4019	19	3-1/4"	0.1660"	12
BL4020	20	3-1/4"	0.1610"	12
BL4021	21	3-1/4"	0.1590"	12
BL4022	22	3-1/8"	0.1570"	12
BL4023	23	3-1/8"	0.1540"	12
BL4024	24	3-1/8"	0.1520"	12
BL4025	25	3"	0.1495"	12
BL4026	26	3"	0.1470"	12
BL4027	27	3"	0.1440"	12
BL4028	28	2-7/8"	0.1405"	12
BL4029	29	2-7/8"	0.1360"	12
BL4030	30	2-3/4"	0.1285"	12
BL4031	31	2-3/4"	0.1200"	12
BL4032	32	2-3/4"	0.1160"	12
BL4033	33	2-5/8"	0.1130"	12
BL4034	34	2-5/8"	0.1110"	12
BL4035	35	2-5/8"	0.1100"	12
BL4036	36	2-1/2"	0.1065"	12
BL4037	37	2-1/2"	0.1040"	12
BL4038	38	2-1/2"	0.1015"	12
BL4039	39	2-3/8"	0.0995"	12
BL4040	40	2-3/8"	0.0980"	12
BL4041	41	2-3/8"	0.0960"	12
BL4042	42	2-1/4"	0.0935"	12
BL4043	43	2-1/4"	0.0890"	12
BL4044	44	2-1/8"	0.0860"	12
BL4045	45	2-1/8"	0.0820"	12
BL4046	46	2-1/8"	0.0810"	12
BL4047	47	2"	0.0785"	12
BL4048	48	2"	0.0760"	12
BL4049	49	2"	0.0730"	12
BL4050	50	2"	0.0700"	12
BL4051	51	2"	0.0670"	12
BL4052	52	1-7/8"	0.0635"	12
BL4053	53	1-7/8"	0.0595"	12
BL4054	54	1-7/8"	0.0550"	12
BL4055	55	1-7/8"	0.0520"	12
BL4056	56	1-3/4"	0.0465"	12
BL4057	57	1-3/4"	0.0430"	12
BL4058	58	1-5/8"	0.0420"	12
BL4059	59	1-5/8"	0.0410"	12
BL4060	60	1-5/8"	0.0400"	12

Metal Drilling

Black Oxide/Cobalt



BL20



BL0029

Black Oxide Drill Bit Sets

Item #	# of Pieces	Description
BL0008	8	Fractional 1/2" reduced shank 9/16" to 1" by 16ths in metal index
BL10	10	10 pc. set in blow-molded plastic case
BL0013	13	Fractional jobber length 1/16" to 1/4" by 64ths in metal index
BL0015	15	Fractional jobber length 1/16" to 1/2" by 32nds in metal index
BL15	15	15 pc. set in blow-molded plastic case
BL20	20	20 pc. set in heavy duty plastic case
BL0021	21	Fractional jobber length 1/16" to 3/8" by 64ths in metal index
BL0026	26	Letter size jobber length A to Z in metal index
BL0029	29	Fractional jobber length 1/16" to 1/2" by 64ths in metal index
BL0060	60	Wire gauge jobber length # 1 to # 60 in metal index
BL4115	115	Fractional / letter / wire gauge jobber length in metal index

NOTE: Drill bits (or extension + drill bit) in excess of 8" should never exceed 600 RPM.



Cobalt Drill Bits


Item #	Diameter	Overall Length	Shank Diameter	Quantity
Carded Items				
CO2131	1/16"	1-7/8"	1/16"	1
CO2132	5/64"	2"	5/64"	1
CO2133	3/32"	2-1/4"	3/32"	1
CO2134	7/64"	2-5/8"	7/64"	1
CO2135	1/8"	2-3/4"	1/8"	1
CO2136	9/64"	2-7/8"	9/64"	1
CO2137	5/32"	3-1/8"	5/32"	1
CO2138	11/64"	3-1/4"	11/64"	1
CO2139	3/16"	3-1/2"	3/16"	1
CO2140	13/64"	3-5/8"	13/64"	1
CO2141	7/32"	3-3/4"	7/32"	1
CO2142	15/64"	3-7/8"	15/64"	1
CO2143	1/4"	4"	1/4"	1
CO2144	17/64"	4-1/8"	17/64"	1
CO2145	9/32"	4-1/4"	9/32"	1
CO2146	19/64"	4-3/8"	19/64"	1
CO2147	5/16"	4-1/2"	5/16"	1
CO2148	21/64"	4-5/8"	21/64"	1
CO2149	11/32"	4-3/4"	11/32"	1
CO2150	23/64"	4-7/8"	23/64"	1
CO2151	3/8"	5"	3/8"	1
CO2152	25/64"	5-1/8"	25/64"	1
CO2153	13/32"	5-1/4"	13/32"	1
CO2154	27/64"	5-3/8"	27/64"	1
CO2155	7/16"	5-1/2"	7/16"	1
CO2156	29/64"	5-5/8"	29/64"	1
CO2157	15/32"	5-3/4"	15/32"	1
CO2158	31/64"	5-7/8"	31/64"	1
CO2159	1/2"	6"	1/2"	1

Cobalt Drill Bits (continued)

Item #	Diameter	Overall Length	Shank Diameter	Quantity
Bulk Items				
CO4128	1/64"	3/4"	1/64"	12
CO4129	1/32"	1-3/8"	1/32"	12
CO4130	3/64"	1-3/4"	3/64"	12
CO4131	1/16"	1-7/8"	1/16"	12
CO4132	5/64"	2"	5/64"	12
CO4133	3/32"	2-1/4"	3/32"	12
CO4134	7/64"	2-5/8"	7/64"	12
CO4135	1/8"	2-3/4"	1/8"	12
CO4136	9/64"	2-7/8"	9/64"	12
CO4137	5/32"	3-1/8"	5/32"	12
CO4138	11/64"	3-1/4"	11/64"	12
CO4139	3/16"	3-1/2"	3/16"	12
CO4140	13/64"	3-5/8"	13/64"	12
CO4141	7/32"	3-3/4"	7/32"	12
CO4142	15/64"	3-7/8"	15/64"	12
CO4143	1/4"	4"	1/4"	12
CO4144	17/64"	4-1/8"	17/64"	6
CO4145	9/32"	4-1/4"	9/32"	6
CO4146	19/64"	4-3/8"	19/64"	6
CO4147	5/16"	4-1/2"	5/16"	6
CO4148	21/64"	4-5/8"	21/64"	6
CO4149	11/32"	4-3/4"	11/32"	6
CO4150	23/64"	4-7/8"	23/64"	6
CO4151	3/8"	5"	3/8"	6
CO4152	25/64"	5-1/8"	25/64"	6
CO4153	13/32"	5-1/4"	13/32"	6
CO4154	27/64"	5-3/8"	27/64"	6
CO4155	7/16"	5-1/2"	7/16"	6
CO4156	29/64"	5-5/8"	29/64"	6
CO4157	15/32"	5-3/4"	15/32"	6
CO4158	31/64"	5-7/8"	31/64"	6
CO4159	1/2"	6"	1/2"	6



CO18



CO4029

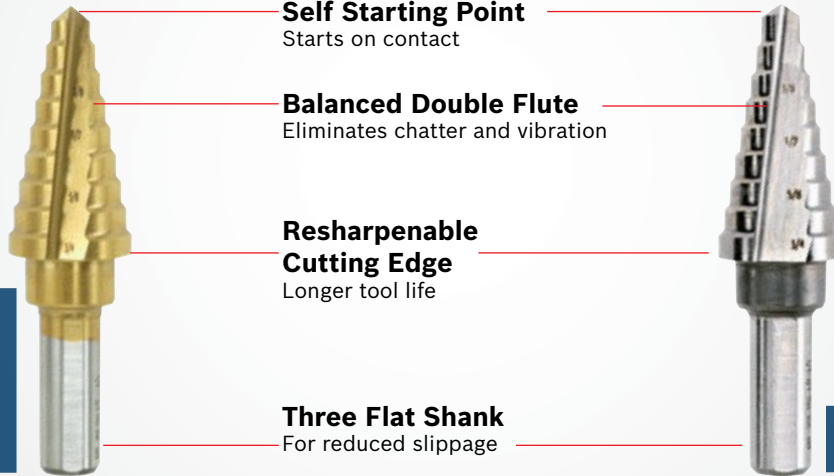
Cobalt Drill Bit Sets

Item #	# of Pieces	Description
CO10	10	10 pc. set in blow-molded plastic case
CO4013	13	Fractional jobber length 1/16" to 1/4" by 64ths in metal index
CO18	18	18 pc. set in blow-molded plastic case
CO4029	29	Fractional jobber length 1/16" to 1/2" by 64ths in metal index



Step Drill Bits

Bosch's line of Step Drills offer the ability to drill up to 13 holes with a single bit. Cuts are clean and accurate even in the toughest material. Ideal for electrical, plumbing and HVAC contractors.



Super hard titanium coating
lasts up to 6X longer than High Speed Steel

High Speed Steel

Self Starting Point
Starts on contact

Balanced Double Flute
Eliminates chatter and vibration

Resharpenable Cutting Edge
Longer tool life

Three Flat Shank
For reduced slippage

Titanium Coated Step Drills



Item #	Diameter Inches (Increments)	Step Depth	Number of Hole Sizes	Shank Diameter	Application	Point Type
SDT1	1/8" - 1/2" (1/32")	1/8"	13	1/4"	All common drilling needs	Self-starting
SDT6	3/16" - 1/2" (1/16")	3/8"	6	1/4"	All common drilling needs	Self-starting
SDT2	3/16" - 7/8" (1/16")	1/8"	12	3/8"	All common drilling needs	Self-starting
SDT3	1/4" - 3/4" (1/16")	1/8"	9	3/8"	Ideal for cutting medium size holes	Self-starting
SDT4	1/4" - 7/8" - 1-1/8"	5/32"	3	3/8"	For 1/2" and 3/4" conduit	Self-starting
SDT10	1/4" - 1-3/8" (1/8")	1/8"	10	3/8"	For 1" conduit and tubing	Self-starting
SDT12	3/8"	N/A	1	1/4"	Knockout	Self-starting
SDT8	1/2"	N/A	1	1/4"	Knockout	Self-starting
SDT7	9/16" - 1" (1/16")	1/8"	8	3/8"	Companion bit to SDT1 for diameter range 1/8" to 1" (requires 1/2" pilot hole)	For hole enlarging
SDT9	13/16" - 1-3/8" (1/16")	1/8"	10	1/2"	For 1" conduit and tubing (requires 3/4" pilot hole)	For hole enlarging
SDT5	7/8"	N/A	1	3/8"	Drill perfect size holes for conduit. Ideal for drawbolt and miniature pilot light holes	Self-starting
SDT11	1-1/8"	N/A	1	1/2"	Knockout	Self-starting

NOTE: Drill bits (or extension + drill bit) in excess of 8" should never exceed 600 RPM.

Step Drill Sets

Item #	Description
SDT30	3 pc. titanium step drill set includes SDT1, SDT3 and SDT6
SDH30	3 pc. high speed steel step drill set includes SDH1, SDH3 and SDH6



Drills and Fastening

Metal Drilling

Step Drills/Counter Sinks

High Speed Steel Step Drills



Item #	Diameter Inches (Increments)	Step Depth	Number of Hole Sizes	Shank Diameter	Application	Point Type
SDH1	1/8" - 1/2" (1/32")	1/8"	13	1/4"	All common drilling needs	Self-starting
SDH6	3/16" - 1/2" (1/16")	3/8"	6	1/4"	All common drilling needs	Self-starting
SDH2	3/16" - 7/8" (1/16")	1/8"	12	3/8"	All common drilling needs	Self-starting
SDH3	1/4" - 3/4" (1/16")	1/8"	9	3/8"	Ideal for cutting medium size holes	Self-starting
SDH4	1/4" - 7/8" - 1-1/8"	5/32"	3	3/8"	For 1/2" and 3/4" conduit	Self-starting
SDH10	1/4" - 1-3/8" (1/8")	1/8"	10	3/8"	For 1" conduit and tubing	Self-starting
SDH12	3/8"	N/A	1	1/4"	Knockout	Self-starting
SDH8	1/2"	N/A	1	1/4"	Knockout	Self-starting
SDH7	9/16" - 1" (1/16")	1/8"	8	3/8"	Companion bit to SDH1 for diameter range 1/8" to 1" (requires 1/2" pilot hole)	For hole enlarging
SDH9	13/16" - 1-3/8" (1/16")	1/8"	10	1/2"	For 1" conduit and tubing (requires 3/4" pilot hole)	For hole enlarging
SDH5	7/8"	N/A	1	3/8"	Drill perfect size holes for conduit. Ideal for drawbolt and miniature pilot light holes	Self-starting
SDH11	1-1/8"	N/A	1	1/2"	Knockout	Self-starting

NOTE: Drill bits (or extension + drill bit) in excess of 8" should never exceed 600 RPM.

Countersinks



Titanium Coated Countersinks

Item #	Diameter	Chamfer Angle	Shank Diameter	Number of Flutes
CST1	1/2"	82°	1/4"	5
CST2	5/8"	82°	1/4"	5
CST3	3/4"	82°	1/4"	5



High Speed Steel Countersinks

Item #	Diameter	Chamfer Angle	Shank Diameter	Number of Flutes
CSH1C	1/2"	82°	1/4"	5
CSH2C	5/8"	82°	1/4"	5
CSH3C	3/4"	82°	1/4"	5

NOTE: Drill bits (or extension + drill bit) in excess of 8" should never exceed 600 RPM.



Bosch Hole Saws

Broad line of products for every application




Now you can work faster and smarter – using our patented Quick Change Universal Hole Saw system. Its revolutionary design allows you to change any size or type of hole saw in seconds and allows easy plug removal.

Our complete family of hole saws tackle the widest range of materials in the industry.



Selecting the right cup

Select the best hole saw for your application.

		 Bi-Metal	 Multi-Construction	 Sheet Metal	 Diamond
 Wood		●	●	●	●
 Laminate		●	●	●	●
 Sheet Metal		●	●	●	●
 Thick Metal		●	●	●	●
 Stainless Steel		●	●	●	●
 Plastic		●	●	●	●
 Fiber glass		●	●	●	●
 Cement Board		●	●	●	●
 Masonry		●	●	●	●
 Wall Tile (Ceramic)		●	●	●	●
 Hard Tile (Porcelain)		●	●	●	●
 Stone (e.g Granite)		●	●	●	●
 Glass		●	●	●	●

● Recommended

● Acceptable

● Not Recommended

Hole Saws

Bi-Metal Hole Saws

Bi-Metal Hole Saws

Faster, longer cutting

Progressor™ Tooth Design
Faster cutting and longer life

Reinforced Shoulder
Increased strength and longer life

Progressive tooth and 10° cutting angle for high performance



8% Cobalt Alloy
Higher heat resistance and longer life

Quick Change Adapters
Make any Hole Saw **Quick Change™**



AN01
For hole saw sizes 9/16" - 1-3/16"



AN02
For hole saw sizes 1-1/4" - 6"

Bi-Metal Product Listing

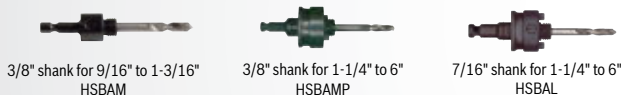
Item #	Diameter	Cutting Depth	Quick Change Adapter (not included)	Mandrel
HB062	9/16"	1.6"	AN01	HSBAM, PCM38, PCM12, PCMSDSPL
HB063	5/8"	1.6"	AN01	HSBAM, PCM38, PCM12, PCMSDSPL
HB069	11/16"	1.6"	AN01	HSBAM, PCM38, PCM12, PCMSDSPL
HB075	3/4"	1.6"	AN01	HSBAM, PCM38, PCM12, PCMSDSPL
HB081	13/16"	1.6"	AN01	HSBAM, PCM38, PCM12, PCMSDSPL
HB087	7/8"	1.6"	AN01	HSBAM, PCM38, PCM12, PCMSDSPL
HB094	15/16"	1.6"	AN01	HSBAM, PCM38, PCM12, PCMSDSPL
HB100	1"	1.6"	AN01	HSBAM, PCM38, PCM12, PCMSDSPL
HB106	1-1/16"	1.6"	AN01	HSBAM, PCM38, PCM12, PCMSDSPL
HB112	1-1/8"	1.6"	AN01	HSBAM, PCM38, PCM12, PCMSDSPL
HB119	1-3/16"	1.6"	AN01	HSBAM, PCM38, PCM12, PCMSDSPL
HB125	1-1/4"	1.54"	AN02	HSBAM, HSBAMP, PCM38, PCM12, PCMSDSPL
HB131	1-5/16"	1.54"	AN02	HSBAM, HSBAMP, PCM38, PCM12, PCMSDSPL
HB136	1-3/8"	1.54"	AN02	HSBAM, HSBAMP, PCM38, PCM12, PCMSDSPL
HB144	1-7/16"	1.54"	AN02	HSBAM, HSBAMP, PCM38, PCM12, PCMSDSPL
HB150	1-1/2"	1.6"	AN02	HSBAM, HSBAMP, PCM38, PCM12, PCMSDSPL
HB156	1-9/16"	1.6"	AN02	HSBAM, HSBAMP, PCM38, PCM12, PCMSDSPL
HB163	1-5/8"	1.6"	AN02	HSBAM, HSBAMP, PCM38, PCM12, PCMSDSPL
HB169	1-11/16"	1.6"	AN02	HSBAM, HSBAMP, PCM38, PCM12, PCMSDSPL
HB175	1-3/4"	1.6"	AN02	HSBAM, HSBAMP, PCM38, PCM12, PCMSDSPL
HB181	1-13/16"	1.6"	AN02	HSBAM, HSBAMP, PCM38, PCM12, PCMSDSPL
HB187	1-7/8"	1.6"	AN02	HSBAM, HSBAMP, PCM38, PCM12, PCMSDSPL
HB200	2"	1.6"	AN02	HSBAM, HSBAMP, PCM38, PCM12, PCMSDSPL
HB206	2-1/16"	1.6"	AN02	HSBAM, HSBAMP, PCM38, PCM12, PCMSDSPL
HB212	2-1/8"	1.6"	AN02	HSBAM, HSBAMP, PCM38, PCM12, PCMSDSPL
HB225	2-1/4"	1.6"	AN02	HSBAM, HSBAMP, PCM38, PCM12, PCMSDSPL

Item #	Diameter	Cutting Depth	Quick Change Adapter (not included)	Mandrel
HB231	2-5/16"	1.6"	AN02	HSBAM, HSBAMP, PCM38, PCM12, PCMSDSPL
HB236	2-3/8"	1.6"	AN02	HSBAM, HSBAMP, PCM38, PCM12, PCMSDSPL
HB250	2-1/2"	1.6"	AN02	HSBAM, HSBAMP, PCM38, PCM12, PCMSDSPL
HB256	2-9/16"	1.6"	AN02	HSBAM, HSBAMP, PCM38, PCM12, PCMSDSPL
HB263	2-5/8"	1.6"	AN02	HSBAM, HSBAMP, PCM38, PCM12, PCMSDSPL
HB269	2-11/16"	1.6"	AN02	HSBAM, HSBAMP, PCM38, PCM12, PCMSDSPL
HB275	2-3/4"	1.6"	AN02	HSBAM, HSBAMP, PCM38, PCM12, PCMSDSPL
HB287	2-7/8"	1.6"	AN02	HSBAM, HSBAMP, PCM38, PCM12, PCMSDSPL
HB300	3"	1.6"	AN02	HSBAM, HSBAMP, PCM38, PCM12, PCMSDSPL
HB312	3-1/8"	1.6"	AN02	HSBAM, HSBAMP, PCM38, PCM12, PCMSDSPL
HB325	3-1/4"	1.6"	AN02	HSBAM, HSBAMP, PCM38, PCM12, PCMSDSPL
HB338	3-3/8"	1.6"	AN02	HSBAM, HSBAMP, PCM38, PCM12, PCMSDSPL
HB350	3-1/2"	1.6"	AN02	HSBAM, HSBAMP, PCM38, PCM12, PCMSDSPL
HB363	3-5/8"	1.6"	AN02	HSBAM, HSBAMP, PCM38, PCM12, PCMSDSPL
HB375	3-3/4"	1.6"	AN02	HSBAM, HSBAMP, PCM38, PCM12, PCMSDSPL
HB387	3-7/8"	1.6"	AN02	HSBAM, HSBAMP, PCM38, PCM12, PCMSDSPL
HB400	4"	1.6"	AN02	HSBAM, HSBAMP, PCM38, PCM12, PCMSDSPL
HB412	4-1/8"	1.6"	AN02	HSBAM, HSBAMP, PCM38, PCM12, PCMSDSPL
HB425	4-1/4"	1.6"	AN02	HSBAM, HSBAMP, PCM38, PCM12, PCMSDSPL
HB436	4-3/8"	1.6"	AN02	HSBAM, HSBAMP, PCM38, PCM12, PCMSDSPL
HB450	4-1/5"	1.6"	AN02	HSBAM, HSBAMP, PCM38, PCM12, PCMSDSPL
HB475	4-3/4"	1.6"	AN02	HSBAM, HSBAMP, PCM38, PCM12, PCMSDSPL
HB500	5"	1.6"	AN02	HSBAM, HSBAMP, PCM38, PCM12, PCMSDSPL
HB550	5/1/2"	1.6"	AN02	HSBAM, HSBAMP, PCM38, PCM12, PCMSDSPL
HB575	5-3/4"	1.6"	AN02	HSBAM, HSBAMP, PCM38, PCM12, PCMSDSPL
HB600	6"	1.6"	AN02	HSBAM, HSBAMP, PCM38, PCM12, PCMSDSPL

Drills and Fastening

Hole Saw Mandrels

Standard Mandrels



Mandrels (for hole saws 9/16"-6")



For a complete listing of mandrels and pilot bits, refer to page 210.



For more details visit Boschtools.com

Hole Saws

Quick Change Mandrel



Bi-Metal Product Listing continued, Sets

Item #	Description
HB17PL	17 Pc. Plumber Set: (7) hole saws: 3/4", 7/8", 1-1/8", 1-3/8", 1-3/4", 2-1/4", 2-9/16"; (3) Small adapters (AN01); (4) Large adapters (AN02); (1) Quick Change mandrel (PCM38); (2) pilot bits (HB85PB)
HB19EL	19 Pc. Electrician Set: Set Includes: (8) hole saws 3/4", 7/8", 1-1/8", 1-3/8", 1-3/4", 2", 2-9/16", 3"; (3) Small adapters (AN01); (5) Large adapters (AN02); (1) Quick Change mandrel (PCM38); (2) pilot bits (HB85PB)
HB25M	25 Pc. Master Set: Set Includes: (11) hole saws: 3/4", 7/8", 1", 1-1/8", 1-3/8", 1-1/2", 1-3/4", 2", 2-1/8", 2-1/2", 3; (4) Small adapters (AN01); (7) Large adapters (AN02); (1) Quick Change mandrel (PCM38); (2) pilot bits (HB85PB)
HBUSKIT	Universal Quick Change Hole Saw Kit: (4) hole saws: 1", 1-1/2", 2-1/8", 2-1/2"; (1) Small adapters (AN01); (1) Large adapters (AN02); (1) Quick Change mandrel (PCM38); (1) pilot bits (HB85PB)

HB19EL
19 Pc.
Electrician Set



HB17PL
17 Pc.
Plumber Set



HB25M
25 Pc.
Master Set



HBUSKIT
Universal Quick
Change Hole Saw Kit



Quick Change Mandrel

Change hole saw types or sizes in seconds



1.



Attach adapter to any hole saw

2.



Attach hole saw to QUICK Change™ mandrel

3.



Pull back black sleeve to release hole saw

HSS, Cobalt and Carbide Pilot Bits

To match your application needs



7/16", 3/8" and SDS-Plus Shanks

To match your application and tool



Quick Change Adapters

Make any hole saw QUICK Change™

Hole Saws

Thin Wall Hole Saws, Hole Enlarger

Thin Wall Hole Saws

Clean, fast cutting even in impact mode



Pilot Bit Spring
For automatic disk ejection

Thin Wall Construction
Fast, clean cutting in sheet metal

Depth Stopper
Prevents breakthrough to protect the work surface



HTW1



HTW112

Thin Wall Hole Saws

Item #	Diameter
HTW34	3/4"
HTW78	7/8"
HTW1	1"
HTW118	1-1/8"
HTW114	1-1/4"
HTW138	1-3/8"
HTW112	1-1/2"
HTWS	3 Pc. Set: 7/8", 1-1/8", 1-3/8"
HTWPB	Thin Wall Hole Saw Replacement Pilot Bit

Hole Enlarger


Enlarge existing holes quickly, easily, accurately

Integral Quick Change Adapter

Change hole saw sizes and types in seconds and remove material plugs easily

Large and Small Washers

Allows two different hole saw sizes to be used together



HE1

Hole Enlarger Kit

The Hole Enlarger makes it possible to expand holes in tight retrofit situations, door lock installations, and for conduit fitting.



Smaller Hole Saw
Acts as a pilot bit

Larger Hole Saw
Cuts new hole

Hole Saws

Sheet Metal Hole Saws

Sheet Metal Hole Saws

Variable Tooth Pitch

For fast, precise cutting in sheet metal

Depth Stopper

Prevents breakthrough to protect the work surface

Removable Spring

(1-3/4" and larger)
For automatic disk ejection

Extended Reinforced Threads

For maximum cup strength

Quick Change Adapters

Make any Hole Saw **Quick Change™**



AN01
For hole saw sizes
9/16" - 1-3/16"



AN02
For hole saw sizes
1-1/4" - 6"



Sheet Metal Product Listing

Item #	Diameter	Cutting Depth	Quick Change Adapter	Mandrel	Item #	Diameter	Cutting Depth	Quick Change Adapter	Mandrel
HSM062	9/16"	7/8" *	AN01	HSBAM, PCM38, PCM12, PCMSDSPL	HSM400	4"	7/8" *	AN02	HSBAMP, HSBAL PCM38, PCM12, PCMSDSPL
HSM063	5/8"	7/8" *	AN01	HSBAM, PCM38, PCM12, PCMSDSPL	HSM412	4-1/8"	7/8" *	AN02	HSBAMP, HSBAL PCM38, PCM12, PCMSDSPL
HSM075	3/4"	7/8" *	AN01	HSBAM, PCM38, PCM12, PCMSDSPL	HSM450	4-1/5"	7/8" *	AN02	HSBAMP, HSBAL PCM38, PCM12, PCMSDSPL
HSM087	7/8"	7/8" *	AN01	HSBAM, PCM38, PCM12, PCMSDSPL	HSM500	5"	7/8" *	AN02	HSBAMP, HSBAL PCM38, PCM12, PCMSDSPL
HSM100	1"	7/8" *	AN01	HSBAM, PCM38, PCM12, PCMSDSPL	HSM550	5 1/2"	7/8" *	AN02	HSBAMP, HSBAL PCM38, PCM12, PCMSDSPL
HSM112	1-1/8"	7/8" *	AN01	HSBAM, PCM38, PCM12, PCMSDSPL	HSM600	6"	7/8" *	AN02	HSBAMP, HSBAL PCM38, PCM12, PCMSDSPL
HSM125	1-1/4"	7/8" *	AN02	HSBAMP, HSBAL PCM38, PCM12, PCMSDSPL					
HSM136	1-3/8"	7/8" *	AN02	HSBAMP, HSBAL PCM38, PCM12, PCMSDSPL	Item #	Description			
HSM150	1-1/2"	7/8" *	AN02	HSBAMP, HSBAL PCM38, PCM12, PCMSDSPL	HSM15PCE	(6) hole saws: 7/8", 1-1/8", 1-3/8", 1-3/4", 2", 2-1/2"; 3-3/8" cobalt pilot bit; (4) Large adapters (AN02); (2) Small adapters (AN01); (1) 3/8" Quick Change mandrel; springs for hole saws from 1-3/4"-6"			
HSM175	1-3/4"	7/8" *	AN02	HSBAMP, HSBAL PCM38, PCM12, PCMSDSPL	HSM23PCM	(10) hole saws: 3/4", 7/8", 1-1/8", 1-3/8", 1-1/2", 1-3/4", 2", 2-1/8", 2-1/2", 3"; 3-3/8" Cobalt pilot bit; (7) Large adapters (AN02); (3) Small adapters (AN01); (1) 3/8" Quick Change mandrel; springs for hole saws from 1-3/4"-6"			
HSM187	1-7/8"	7/8" *	AN02	HSBAMP, HSBAL PCM38, PCM12, PCMSDSPL	* 1/4" maximum recommended cutting depth				
HSM200	2"	7/8" *	AN02	HSBAMP, HSBAL PCM38, PCM12, PCMSDSPL	HSM15PCE	15 Pc. Sht Mtl HS			
HSM212	2-1/8"	7/8" *	AN02	HSBAMP, HSBAL PCM38, PCM12, PCMSDSPL	HSM23PCM	23 Pc. Sht Mtl HS			
HSM225	2-1/4"	7/8" *	AN02	HSBAMP, HSBAL PCM38, PCM12, PCMSDSPL					
HSM250	2-1/2"	7/8" *	AN02	HSBAMP, HSBAL PCM38, PCM12, PCMSDSPL					
HSM256	2-9/16"	7/8" *	AN02	HSBAMP, HSBAL PCM38, PCM12, PCMSDSPL					
HSM263	2-5/8"	7/8" *	AN02	HSBAMP, HSBAL PCM38, PCM12, PCMSDSPL					
HSM275	2-3/4"	7/8" *	AN02	HSBAMP, HSBAL PCM38, PCM12, PCMSDSPL					
HSM300	3"	7/8" *	AN02	HSBAMP, HSBAL PCM38, PCM12, PCMSDSPL					
HSM312	3-1/8"	7/8" *	AN02	HSBAMP, HSBAL PCM38, PCM12, PCMSDSPL					
HSM325	3-1/4"	7/8" *	AN02	HSBAMP, HSBAL PCM38, PCM12, PCMSDSPL					
HSM350	3-1/2"	7/8" *	AN02	HSBAMP, HSBAL PCM38, PCM12, PCMSDSPL					
HSM363	3-5/8"	7/8" *	AN02	HSBAMP, HSBAL PCM38, PCM12, PCMSDSPL					
HSM375	3-3/4"	7/8" *	AN02	HSBAMP, HSBAL PCM38, PCM12, PCMSDSPL					

Hole Saw Mandrels

Standard Mandrels



Mandrels (for hole saws 9/16"-6")



For a complete listing of mandrels and pilot bits, refer to page 210.



Mini Diamond Hole Saws

NEW

Item #	Diameter	Cutting Depth
HDG316	3/16"	1-3/8"
HDG14	1/4"	1-3/8"
HDG516	5/16"	1-3/8"
HDG38	3/8"	1-3/8"
HDG12	1/2"	1-3/8"
HDG58	5/8"	1-3/8"



Mini Diamond Hole Saw

Item #	Description
HDGM	Diamond HS mini 3pc set: (3) hole saw: 3/16", 1/4", 1/2"

Diamond Hole Saws with AutoStart™

Fast and easy starts, even in the hardest tile



Vacuum Brazed Diamond Grit
Faster cutting and longer life

Integral Quick Change Adapter
Change hole saw sizes and types in seconds and remove material plugs easily

Segmented Teeth
Reduces debris and heat build-up

Carbide Tip

Extremely long life in porcelain and granite



Spring-loaded, Retractable Shaft
Allows walk free cutting without a pilot hole

Unique Grind
Starts holes on the mark every time

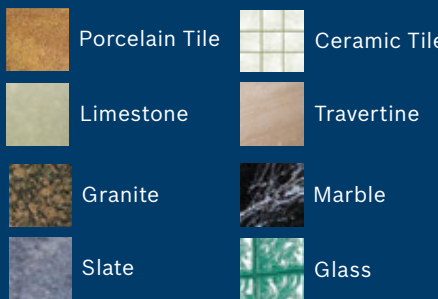
Diamond Hole Saw Product Listing

Item #	Diameter	Cutting Depth	Item #	Diameter	Cutting Depth
HDG34	3/4"	1-3/8"	HDG214	2-1/4"	1-3/8"
HDG78	7/8"	1-3/8"	HDG212	2-1/2"	1-3/8"
HDG1	1"	1-3/8"	HDG234	2-3/4"	1-3/8"
HDG118	1-1/8"	1-3/8"	HDG3	3"	1-3/8"
HDG114	1-1/4"	1-3/8"	HDG318	3-1/8"	1-3/8"
HDG138	1-3/8"	1-3/8"	HDG314	3-1/4"	1-3/8"
HDG112	1-1/2"	1-3/8"	HDG312	3-1/2"	1-3/8"
HDG158	1-5/8"	1-3/8"	HDG358	3-5/8"	1-3/8"
HDG134	1-3/4"	1-3/8"	HDG334	3-3/4"	1-3/8"
HDG2	2"	1-3/8"	HDG4	4"	1-3/8"
HDG218	2-1/8"	1-3/8"	HDG418	4-1/8"	1-3/8"

* 1" maximum recommended cutting depth

Item #	Description
HDGQA	Diamond HS Mandrel w AutoStart™
HDG138QA	Diamond HS 1-3/8" starter set: (1) mandrel, (1) AutoStart™, (1) hole saw: 1-3/8"
HDG78	Diamond HS 7pc set: (1) mandrel, (1) AutoStart™, (5) hole saw: 5/8", 1", 1-3/8", 2", 2-1/4"
HDG11	Diamond HS 11pc set: (1) mandrel (1) AutoStart™, (9) hole saw: 1/4", 5/16", 3/8", 5/8", 1", 1-3/8", 2", 2-1/4", 2-1/2"

Common Materials For Diamond Grit Hole Saws



Use water for longer life

Hole Saw Mandrels



Mandrels (for hole saws 9/16"-6")



3/8" shank
PCM38

7/16" shank
PCM12

SDS shank
PCMSDPL

Pilot Bits (for hole saws 3/4"-4-1/8")



AutoStart™ Pilot Bit
HDGPB6

For a complete listing of mandrels and pilot bits, refer to page 210.

Hole Saws

Mandrels & Pilot Bits

Standard Mandrels



HSBAL
Large Pinned Mandrel
for Hole Saws 1-1/4" - 6"
7/16" shank



HSBAMP
Large Pinned Mandrel
for Hole Saws 1-1/4" - 6"
3/8" shank



HSBAM
Medium Mandrel
for Hole Saws 9/16" - 6"
(Recommended 9/16"-1-3/16")
3/8" shank

QUICK Change™ Mandrels



PCM38
3/8" Mandrel
For all hole saws 9/16"-6"
Use with AN01 or AN02



PCM12
7/16" Mandrel
For all hole saws 9/16"-6"
Use with AN01 or AN02



PCMSDSPL
SDS Mandrel
For all hole saws 9/16"-6"
Use with AN01 or AN02



AN01
For hole saw sizes
9/16" - 1-3/16"



AN02
For hole saw sizes
1-1/4" - 6"



PCM38AN
Universal Quick Change Mandrel Kit
Set includes:
(1) 3/8" mandrel; Small adapter for hole saw sizes 9/16"-1-3/16"; large adapter for hole saw sizes 1-1/4" - 6".



PCM12AN
Set includes:
7/16" mandrel; Small adapter for hole saw sizes 9/16"-1-3/16"; large adapter for hole saw sizes 1-1/4"-6".



CK2
Quick Change Conversion Kit
Set includes:
(2) Small adapters for hole saw sizes 9/16"-1-3/16";
(4) large adapters for hole saw sizes 1-1/4"-6"



HE1
Hole Enlarger Kit
The Hole Enlarger makes it possible to expand holes in tight retrofit situations, door lock installations, and for conduit fitting.

QUICK Change™ Mandrel

Change hole saw types or sizes in seconds

Easy plug removal

Pilot Bits

Item #	Description	Use with Mandrel	Hole Saw Series
HB85PB	3-3/8" High Speed Steel Pilot Bit	PCM38, PCM12, PCMSDSPL	Bimetal
HSM80PB	3-1/8" Cobalt Pilot Bit	PCM38, PCM12, PCMSDSPL	Sheet Metal
PCPD4	4-3/4" Cobalt Pilot Bit	PCM38, PCM12, PCMSDSPL	Multi-Construction
HTCTCP	4-3/4" Carbide Tipped Pilot Bit	PCM38, PCM12, PCMSDSPL	Multi-Construction
HSPB	3-1/8" High Speed Steel Pilot Bit	HSBAM, HSBAMP, HSBAL	Bimetal, Sheet Metal
HDGPB6	AutoStart™ Centering Pin (for diamond hole saws 3/4"-4-1/8")	PCM38, PCM12	Tile, Stone and Glass
HTWPB	2-1/2" High Speed Steel Pilot Bit with Spring	Included	Thin Wall



HB85PB
High Speed Steel Pilot Bit



HSM80PB
Cobalt Pilot Bit



PCPD4
Cobalt Pilot Bit



HTCTCP
Carbide Pilot Bit



HSPB
High Speed Steel Pilot Bit



HDGPB6
Auto Start™ Pilot Bit

Drills and Fastening



For more details visit
Boschtools.com



Screwdriver Bits

Bosch offers a wide range of quality screwdriver bits designed and manufactured to meet the toughest work conditions. The broad product offering includes 16 different bit geometries and a wide assortment of bit holders and nutsetters



Phillips®



Slotted



TORX®



TORX ALIGN®



POZIDRIV®



PhillipsSquare
Driv® Quadrex®



Square Recess
Robertson®



Spanner



TORX-SET®



TRI-WING®



Socket Head/
Allen Head



Clutch Type A



Clutch-Type G



Frearson



TORX w/PIN



Socket Head
w/Pin

P2+R2 Combo Bits

NEW



2-In-1 Bit for Phillips and Robertson screws


Patented Bit Geometry

Allows user to drive Phillips (P2) and Robertson (Square Drive) (R2) screw heads



High Quality
S2M Tool Steel
For longer bit life

2 in 1



DIN/ANSI Ratings
To meet US and
European standards



P2R22102



P2R2115TCB



43074

Carded Items

P2R2 Combo Bits

Item #	Description	Point	Length
P2R22102	P2R2 Combo Bit, 2pk carded	P2R2	1"
P2R22101	P2R2 Combo Bit, 1pk carded	P2R2	2"
P2R22151	P2R2 Combo Bit, 1pk carded	P2R2	1-1/2"
P2R22205	P2R2 Combo Bit, 5pk carded	P2R2	2"

Bulk Items

Item #	Description	Point	Length
27026	P2R2 Combo Bit, Insert Bit Bulk	P2R2	1"
27027	P2R2 Combo Bit, Power Bit Bulk	P2R2	1-1/2"
27028	P2R2 Combo Bit, Power Bit Bulk	P2R2	2"

Cookie Jar

43074	P2R2 Combo Bit Cookie Jar 250 pc	P2R2	1"
43075	P2R2 Combo Bit Cookie Jar 100 pc	P2R2	2"

Tic Tac

P2R2115TCB	P2R2 Combo Bit, 15PC Tic-Tac	P2R2	1"
------------	------------------------------	------	----

Drills and Fastening

Screwdriver Bits

Impact Bits

New Impact Accessories

Engineered to take the hit and finish the job

Bosch has engineered a line of screwdriving bits, nutsetters and sockets that can handle the torque in the increasing applications where impact drivers are used.



Impact Insert Bit



Impact Power Bit



Impact Nutsetter

Bulk Items

Insert Bits

27209	P1 1" Insert Bit Impact	P1	1"
27210	P2 1" Insert Bit Impact	P2	1"
27211	P3 1" Insert Bit Impact	P3	1"
27212	P2R 1" Insert Bit Impact	P2R	1"
27219	R1 1" Insert Bit Impact	R1	1"
27220	R2 1" Insert Bit Impact	R2	1"
27224	R3 1" Insert Bit Impact	R3	1"
27229	T15 1" Insert Bit Impact	T15	1"
27230	T20 1" Insert Bit Impact	T20	1"
27231	T25 1" Insert Bit Impact	T25	1"
27232	T30 1" Insert Bit Impact	T30	1"

Power Bits

27213	P1 2" Power Bit Impact	P1	1-15/16"
27214	P2 2" Power Bit Impact	P2	1-15/16"
27216	P3 2" Power Bit Impact	P3	1-15/16"
27217	P2 3-1/2" Power Bit Impact	P2	3-1/2"
27218	P2 6" Power Bit Impact	P2	6"
27225	R1 2" Power Bit Impact	R1	1-15/16"
27226	R2 2" Power Bit Impact	R2	1-15/16"
27227	R3 2" Power Bit Impact	R3	1-15/16"
27228	R2 3-1/2" Power Bit Impact	R2	3-1/2"
27233	T15 2" Power Bit Impact	T15	1-15/16"
27234	T20 2" Power Bit Impact	T20	1-15/16"
27235	T25 2" Power Bit Impact	T25	1-15/16"
27236	T30 2" Power Bit Impact	T30	1-15/16"
27287	2" Magnetic Bit Holder Impact		2"

Nut Setters

Item #	Description	Point	Length
27237	1/4" x 1-5/8" Mag Nut Setter Impact	1/4"	1-5/8"
27238	5/16" x 1-7/8" Mag Nut Setter Impact	5/16"	1-7/8"
27239	3/8" x 1-7/8" Mag Nut Setter Impact	3/8"	1-7/8"
27240	7/16" x 1-7/8" Mag Nut Setter Impact	7/16"	1-7/8"
27241	1/4" x 2-9/16" Mag Nut Setter Impact	1/4"	2-9/16"
27242	5/16" x 2-9/16" Mag Nut Setter Impact	5/16"	2-9/16"
27243	3/8" x 2-9/16" Mag Nut Setter Impact	3/8"	2-9/16"
27244	7/16" x 2-9/16" Mag Nut Setter Impact	7/16"	2-9/16"

Screwdriver Bits

NEW

Takes the impact and completes the job

Forged Tip
Reduces breakage

Torsion Zone
Absorbs torque peaks
reducing stress at the tip

Hardened Core
Increases bit strength,
reduces fracture

IMPACT TOUGH™



Meets or exceeds ANSI B107.2
Impact Standard

Impact Socket

Bulk Items

Sockets and Socket Adapters

Item #	Description	Point	Square Drive
27245	1/4" Hex to 3/8" Socket Adapter	-	3/8"
27246	1/4" Hex to 1/2" Socket Adapter	-	1/2"
27251	5/16" Deep Well, 3/8" Impact	5/16"	3/8"
27254	3/8" Deep Well, 3/8" Impact	3/8"	3/8"
27258	7/16" Deep Well, 3/8" Impact	7/16"	3/8"
27259	1/2" Deep Well, 3/8" Impact	1/2"	3/8"
27260	9/16" Deep Well, 3/8" Impact	9/16"	3/8"
27261	5/8" Deep Well, 3/8" Impact	5/8"	3/8"
27262	11/16" Deep Well, 3/8" Impact	11/16"	3/8"
27263	3/4" Deep Well, 3/8" Impact	3/4"	3/8"
27264	13/16" Deep Well, 3/8" Impact	13/16"	3/8"
27268	7/8" Deep Well, 3/8" Impact	7/8"	3/8"
27269	15/16" Deep Well, 3/8" Impact	15/16"	3/8"
27271	5/16" Deep Well, 1/2" Impact	5/16"	1/2"
27273	3/8" Deep Well, 1/2" Impact	3/8"	1/2"
27274	7/16" Deep Well, 1/2" Impact	7/16"	1/2"
27275	1/2" Deep Well, 1/2" Impact	1/2"	1/2"
27276	9/16" Deep Well, 1/2" Impact	9/16"	1/2"
27279	5/8" Deep Well, 1/2" Impact	5/8"	1/2"
27280	11/16" Deep Well, 1/2" Impact	11/16"	1/2"
27281	3/4" Deep Well, 1/2" Impact	3/4"	1/2"
27282	13/16" Deep Well, 1/2" Impact	13/16"	1/2"
27283	7/8" Deep Well, 1/2" Impact	7/8"	1/2"
27284	15/16" Deep Well, 1/2" Impact	15/16"	1/2"

Sets

Item #	Description
27285	Bosch Impact Tough 8pc 3/8" Socket Set: 5/16", 3/8", 7/16", 1/2", 9/16", 5/8", 11/16", 3/4"
27286	Bosch Impact Tough 9pc 1/2" Socket Set: 7/16", 1/2", 9/16", 5/8", 11/16", 3/4", 13/16", 7/8", 15/16"



BOSCH

For more details visit
Boschtools.com

Screwdriver Bits

Square/Square Recess/ Slotted

Square & Square Recess



Square Recess Insert Bit



Square Recess Power Bit

Carded Items

Insert Bits

Item #	Description	Point	Length
SQ0102	Square #R0, 1" Insert Bit 2pk	R0	1"
SQ1102	Square #R1, 1" 2pk	R1	1"
SQ1102M	Square #R1, 1" Medium Hard 2pk	R1	1"
SQ2102	Square #R2, 1" 2pk	R2	1"
SQ3102	Square #R3, Ins.Bit 2pk	R3	1"

Power Bits

SQ1201M	Square #R1, Medium Hard, 5pk	R1	1-15/16"
SQR2D201	Square #R2D, 2" 5pk	R2	1-15/16"
CCSQ1201	Square #R1, 2" 1pk	R1	2"
CCSQ2201	Square #R2, 2" 1pk	R2	2"
CCSQ2205	Square #R2, 2" 5pk	R2	2"
CCSQ3201	Square #R3, 2" 1pk	R3	2"
SQ12701	Square #R1, 2-3/4" Bit	R1	2-3/4"
SQ22701	Square #R2, 2-3/4" Bit	R2	2-3/4"
SQ32701	Square #R3, 2-3/4" Bit	R3	2-3/4"
SQ1301	Square #R1, 3" Bit	R1	3"
SQ2301	Square #R2, 3" Bit	R2	3"
SQ3301	Square #R3, 3" Bit	R3	3"
SQ13501	Square #R1, 3-1/2" Bit	R1	3-1/2"
SQ33501	Square #R3, 3-1/2" Bit	R3	3-1/2"
SQ2401	Square #R2, 4" Bit	R2	4"
CCSQ2601	Square #R2, 6" Bit	R2	6"
SQ3601	Square #R3, 6" Bit	R3	6"

Bulk Items

Insert Bits-Extra Hard

Item #	Description	Point	Length
38509	#0 Square Recess Insert Bit x 1"	R0	1"
29049	#1 Square Recess Insert Bit x 1"	R1	1"
29050	#2 Square Recess Insert Bit x 1"	R2	1"
29051	#3 Square Recess Insert Bit x 1"	R3	1"

Insert Bits-Medium Hard

45195	#1 Square Recess Insert Bit x 1"	R1	1"
45196	#2 Square Recess Insert Bit x 1"	R2	1"
45197	#3 Square Recess Insert Bit x 1"	R3	1"

Power Bits Extra Hard

29052	#1 Square Recess Power Bit - 1-15/16"	R1	1-15/16"
29053	#2 Square Recess Power Bit - 1-15/16"	R2	1-15/16"
29054	#3 Square Recess Power Bit - 1-15/16"	R3	1-15/16"
29055	#1 Square Recess Power Bit - 2-3/4"	R1	2-3/4"
29056	#2 Square Recess Power Bit - 2-3/4"	R2	2-3/4"
29057	#3 Square Recess Power Bit - 2-3/4"	R3	2-3/4"
29058	#1 Square Recess Power Bit - 3"	R1	3"
29059	#2 Square Recess Power Bit - 3"	R2	3"
29060	#3 Square Recess Power Bit - 3"	R3	3"
39945	#1 Square Recess Power Bit - 3-1/2"	R1	3-1/2"
39947	#2 Square Recess Power Bit - 3-1/2"	R2	3-1/2"
39949	#3 Square Recess Power Bit - 3-1/2"	R3	3-1/2"
44136	#1 Square Recess Power Bit - 4"	R1	4"

Bulk Items

Power Bits Extra Hard continued

39953	#2 Square Recess Power Bit - 4"	R2	4"
44138	#3 Square Recess Power Bit - 4"	R3	4"
39957	#1 Square Recess Power Bit - 6"	R1	6"
39959	#2 Square Recess Power Bit - 6"	R2	6"
39961	#3 Square Recess Power Bit - 6"	R3	6"

Power Bits-Medium Hard

45184	#1 Square Recess Power Bit - 1-15/16"	R1	1-15/16"
45185	#2 Square Recess Power Bit - 1-15/16"	R2	1-15/16"
45186	#3 Square Recess Power Bit - 1-15/16"	R3	1-15/16"

Pinch Pack

Item #	Description	Point	Length
SQZRR2110	#2 Square Recess Insert Bit x 1", 10pk	R2	1"
SQZRR2125	#2 Square Recess Insert Bit x 1", 25pk	R2	1"
SQZRR225	#2 Square Recess Insert Bit x 2", 5pk	R2	2"

Big Tac

Item #	Description	Point	Length
BBT25R2	R2, 1" Big Tac, 25 PK	R2	2"

Slotted



Slotted Insert Bit



Slotted Power Bit

Carded Items

Insert Bits

Item #	Description	Point	Length
SL0102	Slotted 0-1, 1" Insert Bit, 2pk	0-1	1"
SL1102	Slotted 1-2, 1" Insert Bit, 2pk	1-2	1"
SL2102	Slotted 2-3, 1" Insert Bit 2pk	2-3	1"
SL3102	Slotted 3-4, 1" Insert Bit 2pk	3-4	1"
SL4102	Slotted 4-5, 1" Insert Bit 2 pk	4-5	1"
SL5102	Slotted 5-6, 1" Insert Bit 2 pk	5-6	1"
SL6102	Slotted 6-8, 1" Insert Bit, 2 pk	6-8	1"
SL8102	Slotted 8-10, 1" Insert Bit, 2pk	8-10	1"
SL10102	Slotted 10-12, 1" Insert Bit, 2pk	10-12	1"

Power Bits

SL56201	Slotted 5-6, 2" Gray Power Bit	5-6	1-15/16"
CCSL68201	Slotted 6-8, 2"	6-8	2"
SL1012201	Slotted 10-12, 2" Gray Power Bit	10-12	1-15/16"
SL1214201	Slotted 12-14, 2" Gray Power Bit	12-14	1-15/16"
SL8103501	Slotted 8-10, Gray 3-1/2" Bit	8-10	3-1/2"


BOSCH

 For more details visit
Boschtools.com

Slotted continued

Bulk Items

Insert Bits

Item #	Description	Point	Length
41175	0-1 Slotted Insert Bit x 1"	0-1	1"
41176	1-2 Slotted Insert Bit x 1"	1-2	1"
41177	2-3 Slotted Insert Bit x 1"	2-3	1"
41178	3-4 Slotted Insert Bit x 1"	3-4	1"
39534	4-5 Slotted Insert Bit x 1"	4-5	1"
39535	5-6 Slotted Insert Bit x 1"	5-6	1"
39536	6-8 Slotted Insert Bit x 1"	6-8	1"
39537	8-10 Slotted Insert Bit x 1"	8-10	1"
39538	10-12 Slotted Insert Bit x 1"	10-12	1"
39539	12-14 Slotted Insert Bit x 1"	12-14	1"
27001	6-8 Slotted Insert Bit x 1-1/2"	6-8	1-1/2"

Power Bits-Rounded Body

27460	1-2 Slotted Power Bit x 1-15/16"	1-2	2"
27461	2-3 Slotted Power Bit x 1-15/16"	2-3	2"
27462	3-4 Slotted Power Bit x 1-15/16"	3-4	2"
27463	4-5 Slotted Power Bit x 1-15/16"	4-5	2"
27464	5-6 Slotted Power Bit x 1-15/16"	5-6	2"
27465	6-8 Slotted Power Bit x 1-15/16"	6-8	2"
27466	8-10 Slotted Power Bit x 1-15/16"	8-10	2"
27467	10-12 Slotted Power Bit x 1-15/16"	10-12	2"
27468	12-14 Slotted Power Bit x 1-15/16"	12-14	2"
27481	4-5 Slotted Power Bit x 3-1/2"	4-5	3-1/2"
27482	5-6 Slotted Power Bit x 3-1/2"	5-6	3-1/2"
27483	6-8 Slotted Power Bit x 3-1/2"	6-8	3-1/2"
27484	8-10 Slotted Power Bit x 3-1/2"	8-10	3-1/2"
27485	10-12 Slotted Power Bit x 3-1/2"	10-12	3-1/2"
27486	12-14 Slotted Power Bit x 3-1/2"	12-14	3-1/2"
27501	6-8 Slotted Power Bit x 6"	6-8	6"
27502	8-10 Slotted Power Bit x 6"	8-10	6"
27503	10-12 Slotted Power Bit x 6"	10-12	6"
27504	12-14 Slotted Power Bit x 6"----	12-14	6"

Pinch Pack

Item #	Description	Point	Length
SQZRSL6110	6-8 Slotted Insert Bit x 1", 10pk	6-8	1"
SQZRSL625	6-8 Slotted Power Bit x 1-15/16", 5pk	6-8	2"
SQZRSL8110	8-10 Slotted Insert Bit x 1", 10pk	8-10	1"
SQZRSL825	8-10 Slotted Power Bit x 1-15/16", 5pk	8-10	2"
T2643	3pc Slotted Bit Set	(6-8, 8-10, 10-12)	

Torx



Torx Insert Bit



Torx Power Bit

Carded Items

Insert Bits

Item #	Description	Point	Length
TX6102	Torx T6 MLLD Gray, 1" Insert Bit, 2pk	T6	1"
TX7102	Torx T7 MLLD Gray, 1" Insert Bit, 2pk	T7	1"
TX8102	Torx T8 MLLD Gray, 1" Insert Bit, 2pk	T8	1"
TX9102	Torx T9 MLLD Gray, 1" Insert Bit, 2pk	T9	1"
TX15102M	Torx T15, Gold, 1" Insert Bit, 2pk	T15	1"
TX1015102	Torx T10, T15, 1" 2pk	T10 & T15	1"
TX20102M	Torx T20, 1" Insert Bit 2pk	T20	1"
TX2025102	Torx T20, T25, 1", 2pk	T20 & T25	1"
TX25102M	Torx T25, 1" Insert Bit 2pk	T25	1"

Power Bits

TX10201	Torx T10, 2" Power Bit	T10	1-15/16"
TX15201	Torx T15, 2" Power Bit	T15	1-15/16"
TX20201M	Torx T20, 2" Power Bit 1pk	T20	1-15/16"
TX25201M	Torx T25 2" Power Bit 1PK	T25	1-15/16"
TX40201	Torx T40, 2" Power Bit	T40	1-15/16"
TX10601	Torx T10, 6" Bit	T10	6"
TX15601	Torx T15, 6" Bit	T15	6"
TX20601	Torx T20, 6" Bit	T20	6"
TX27601	Torx T27, 6" Bit	T27	6"

Bulk Items

Insert Bits-Extra Hard

Item #	Description	Point	Length
41211	T6 Insert Bit x 1"	T6	1"
37151	T7 Insert Bit x 1"	T7	1"
37153	T8 Insert Bit x 1"	T8	1"
37155	T9 Insert Bit x 1"	T9	1"
37157	T10 Insert Bit x 1"	T10	1"
37159	T15 Insert Bit x 1"	T15	1"
37161	T20 Insert Bit x 1"	T20	1"
37163	T25 Insert Bit x 1"	T25	1"
37165	T27 Insert Bit x 1"	T27	1"
37167	T30 Insert Bit x 1"	T30	1"
37169	T40 Insert Bit x 1"	T40	1"

Insert Bits-Medium Hard

35013	T9 Insert Bit x 1"	T9	1"
45147	T10 Insert Bit x 1"	T10	1"
45148	T15 Insert Bit x 1"	T15	1"
45149	T20 Insert Bit x 1"	T20	1"
45150	T25 Insert Bit x 1"	T25	1"
45468	T27 Insert Bit x 1"	T27	1"
45151	T30 Insert Bit x 1"	T30	1"
45152	T40 Insert Bit x 1"	T40	1"

Insert Bits-Extra Hard-5/16" Hex Shank

37171	T30 Insert Bit Shank Diameter 5/16" x 1-1/4"	T30	1-1/4"
37173	T40 Insert Bit Shank Diameter 5/16" x 1-1/4"	T40	1-1/4"
37175	T45 Insert Bit Shank Diameter 5/16" x 1-1/4"	T45	1-1/4"
37177	T50 Insert Bit Shank Diameter 5/16" x 1-1/4"	T50	1-1/4"
38333	T55 Insert Bit Shank Diameter 5/16" x 1-1/4"	T55	1-1/4"

Screwdriver Bits

Torx

Torx continued

Bulk Items continued

Power Bits-Extra Hard

Item #	Description	Point	Length
41751	T6 Power Bit x 1- 15/16"	T6	1-15/16"
39931	T7 Power Bit x 1- 15/16"	T7	1-15/16"
37713	T8 Power Bit x 1- 15/16"	T8	1-15/16"
39933	T9 Power Bit x 1- 15/16"	T9	1-15/16"
37715	T10 Power Bit x 1- 15/16"	T10	1-15/16"
37717	T15 Power Bit x 1- 15/16"	T15	1-15/16"
37719	T20 Power Bit x 1- 15/16"	T20	1-15/16"
37721	T25 Power Bit x 1- 15/16"	T25	1-15/16"
37723	T27 Power Bit x 1- 15/16"	T27	1-15/16"
37725	T30 Power Bit x 1- 15/16"	T30	1-15/16"
37727	T40 Power Bit x 1-15/16"	T40	1-15/16"
37729	T8 Power Bit x 2-3/4"	T8	2-3/4"
37731	T10 Power Bit x 2-3/4"	T10	2-3/4"
37733	T15 Power Bit x 2-3/4"	T15	2-3/4"
37735	T20 Power Bit x 2-3/4"	T20	2-3/4"
37737	T25 Power Bit x 2-3/4"	T25	2-3/4"
37741	T30 Power Bit x 2-3/4"	T30	2-3/4"
37743	T40 Power Bit x 2-3/4"	T40	2-3/4"
37745	T8 Power Bit x 3-1/2"	T8	3-1/2"
37747	T10 Power Bit x 3-1/2"	T10	3-1/2"
37749	T15 Power Bit x 3-1/2"	T15	3-1/2"
37751	T20 Power Bit x 3-1/2"	T20	3-1/2"
37753	T25 Power Bit x 3-1/2"	T25	3-1/2"
37755	T27 Power Bit x 3-1/2"	T27	3-1/2"
37757	T30 Power Bit x 3-1/2"	T30	3-1/2"
37759	T40 Power Bit x 3-1/2"	T40	3-1/2"
37763	T10 Power Bit x 6"	T10	6"
37765	T15 Power Bit x 6"	T15	6"
37767	T20 Power Bit x 6"	T20	6"
37769	T25 Power Bit x 6"	T25	6"
37771	T27 Power Bit x 6"	T27	6"
37773	T30 Power Bit x 6"	T30	6"

Pinch Pack

Item #	Description	Point	Length
SQZRT15110	T15 Insert Bit x 1", 10pk	T15	1"
SQZRT20110	T20 Insert Bit x 1", 10pk	T20	1"
SQZRT25110	T25 Insert Bit x 1", 10pk	T25	1"
SQZRT27110	T27 Insert Bit x 1", 10pk	T27	1"
SQZRT30110	T30 Insert Bit x 1", 10pk	T30	1"

Torx Security



Torx Security Insert Bit

Carded Items

Insert Bits

Item #	Description	Point	Length
TXH10102	Security Torx T10H, 1" Insert Bit, 2pk	T10H	1"
TXH15102	Security Torx T15H, 1" Insert Bit, 2pk	T15H	1"
TXH20102	Security Torx T20H, 1" Insert Bit, 2pk	T20H	1"
TXH25102	Security Torx T25H, 1" Insert Bit, 2pk	T25H	1"
TXH27102	Security Torx T27H, 1" Insert Bit, 2pk	T27H	1"
TXH30102	Security Torx T30H, 1" Insert Bit, 2pk	T30H	1"
TXH40102	Security Torx T40H, 1" Insert Bit, 2pk	T40H	1"

Torx Security continued

Bulk Items

Insert Bits-Extra Hard

Item #	Description	Point	Length
38911	Security Torx T7H x 1"	T7H	1"
38338	Security Torx T8H x 1"	T8H	1"
38340	Security Torx T9H x 1"	T9H	1"
38342	Security Torx T10H x 1"	T10H	1"
38344	Security Torx T15H x 1"	T15H	1"
38346	Security Torx T20H x 1"	T20H	1"
38348	Security Torx T25H x 1"	T25H	1"
38350	Security Torx T27H x 1"	T27H	1"
38352	Security Torx T30H x 1"	T30H	1"
38354	Security Torx T40H x 1"	T40H	1"

Torx Align (Wedge)



Torx Align Insert Bit



TORXALIGN Power Bit

Carded Items

Insert Bits

Item #	Description	Point	Length
TX10102G	Torx Align T10, 1" Insert Bit, 2pk	T10W	1"
TX15102G	Torx Align T15, 1" Insert Bit, 2pk	T15W	1"
TX20102G	Torx Align T20, 1" Insert Bit, 2pk	T20W	1"
TX25102G	Torx Align T25, 1" Insert Bit, 2pk	T25W	1"
TX27102G	Torx Align T27, 1" Insert Bit, 2pk	T27W	1"
TX30102G	Torx Align T30, 1" Insert Bit, 2pk	T30W	1"

Bulk Items

Insert Bits

Item #	Description	Point	Length
38763	T6W Insert Bit x 1"	T6W	1"
38765	T7W Insert Bit x 1"	T7W	1"
38767	T8W Insert Bit x 1"	T8W	1"
38769	T9W Insert Bit x 1"	T9W	1"
38771	T10W Insert Bit x 1"	T10W	1"
38365	T15W Insert Bit x 1"	T15W	1"
38367	T20W Insert Bit x 1"	T20W	1"
38369	T25W Insert Bit x 1"	T25W	1"
38371	T27W Insert Bit x 1"	T27W	1"
38373	T30W Insert Bit x 1"	T30W	1"

Power Bits

38732	T8W Insert Bit x 1-15/16"	T8W	1-15/16"
38734	T9W Insert Bit x 1-15/16"	T9W	1-15/16"
38375	T15W Insert Bit x 1-15/16"	T15W	1-15/16"
38377	T20W Insert Bit x 1-15/16"	T20W	1-15/16"
38379	T25W Insert Bit x 1-15/16"	T25W	1-15/16"
38381	T27W Insert Bit x 1-15/16"	T27W	1-15/16"
38383	T30W Insert Bit x 1-15/16"	T30W	1-15/16"



BOSCH

For more details visit
Boschtools.com



Torx Female Square Drive



Torx Female Square Drive Bit

Bulk Items Square Drive

Item #	Description	Point	Square Drive
38689	Torx Female Square Drive Bit, 1/4", T10	T10	1/4"
38690	Torx Female Square Drive Bit, 1/4", T15	T15	1/4"
38691	Torx Female Square Drive Bit, 1/4", T20	T20	1/4"
38692	Torx Female Square Drive Bit, 1/4", T25	T25	1/4"
38693	Torx Female Square Drive Bit, 1/4", T27	T27	1/4"
38694	Torx Female Square Drive Bit, 1/4", T30	T30	1/4"
38695	Torx Female Square Drive Bit, 3/8", T40	T40	3/8"
38696	Torx Female Square Drive Bit, 3/8", T45	T45	3/8"
40651	Torx Female Square Drive Bit, 3/8", T47	T47	3/8"
38697	Torx Female Square Drive Bit, 3/8", T50	T50	3/8"
38860	Torx Female Square Drive Bit, 3/8", T55	T55	3/8"
44217	Torx Female Square Drive Bit, 1/2", T60	T60	1/2"

Allen



Allen Insert Bit



Allen Power Bit

Carded Items Insert Bits

Item #	Description	Point	Length
AL564102	Allen B 5/64, 1" Insert Bit, 2pk	5/64"	1"
AL332102	Allen B 3/32, 1" Insert Bit, 2pk	3/32"	1"
AL764102	Allen B 7/64, 1" Insert Bit, 2pk	7/64"	1"
AL18102	Allen B 1/8, 1" Insert Bit, 2pk	1/8"	1"
AL964102	Allen B 9/64, 1" Insert Bit, 2pk	9/64"	1"
AL532102	Allen B 5/32, 1" Insert Bit, 2pk	5/32"	1"
AL316102	Allen B 3/16, 1" Insert Bit, 2pk	3/16"	1"
AL732102	Allen B 7/32, 1" Insert Bit, 2pk	7/32"	1"
AL14102	Allen B 1/4, 1" Insert Bit, 2pk	1/4"	1"
AL516102	Allen B 5/16, 1" Insert Bit, 2pk	5/16"	1"

Allen continued

Bulk Items Insert Bits-Extra Hard

Item #	Description	Point	Length
27094	.050mm Allen Insert Bit x 1"	0.05	1"
27095	1/16" Allen Insert Bit x 1"	1/16"	1"
27096	5/64" Allen Insert Bit x 1"	5/64"	1"
27097	3/32" Allen Insert Bit x 1"	3/32"	1"
37475	7/64" Allen Insert Bit x 1"	7/64"	1"
27098	1/8" Allen Insert Bit x 1"	1/8"	1"
37476	9/64" Allen Insert Bit x 1"	9/64"	1"
27099	5/32" Allen Insert Bit x 1"	5/32"	1"
27100	3/16" Allen Insert Bit x 1"	3/16"	1"
27101	7/32" Allen Insert Bit x 1"	7/32"	1"
27102	1/4" Allen Insert Bit x 1"	1/4"	1"
27103	5/16" Allen Insert Bit x 1"	5/16"	1"
27104	3/8" Allen Insert Bit x 1"	3/8"	1"

Insert Bits-Medium Hard

27096MH	5/64" Allen Insert Bit x 1"	5/64"	1"
27097MH	3/32" Allen Insert Bit x 1"	3/32"	1"
27098MH	1/8" Allen Insert Bit x 1"	1/8"	1"
27099MH	5/32" Allen Insert Bit x 1"	5/32"	1"
27100MH	3/16" Allen Insert Bit x 1"	3/16"	1"
27101MH	7/32" Allen Insert Bit x 1"	7/32"	1"
27102MH	1/4" Allen Insert Bit x 1"	1/4"	1"
37475MH	7/64" Allen Insert Bit x 1"	7/64"	1"
37476MH	9/64" Allen Insert Bit x 1"	9/64"	1"

Insert Bits-Extra Hard for Metric Socket Head Screw

36538	2mm Allen Insert Bit x 1"	2MM	1"
36539	3mm Allen Insert Bit x 1"	3MM	1"
36540	4mm Allen Insert Bit x 1"	4MM	1"
36541	5mm Allen Insert Bit x 1"	5MM	1"
36542	6mm Allen Insert Bit x 1"	6MM	1"

Power Insert

27420	1/16" Allen Power Bit x 1- 15/16"	1/16"	1-15/16"
27421	5/64" Allen Power Bit x 1- 15/16"	5/64"	1-15/16"
27422	3/32" Allen Power Bit x 1- 15/16"	3/32"	1-15/16"
37563	7/64" Allen Power Bit x 1- 15/16"	7/64"	1-15/16"
27423	1/8" Allen Power Bit x 1- 15/16"	1/8"	1-15/16"
37565	9/64" Allen Power Bit x 1- 15/16"	9/64"	1-15/16"
27424	5/32" Allen Power Bit x 1- 15/16"	5/32"	1-15/16"
27425	3/16" Allen Power Bit x 1- 15/16"	3/16"	1-15/16"
27427	1/4" Allen Power Bit x 1- 15/16"	1/4"	1-15/16"

Screwdriver Bits

Allen/Pozidrive/Torq-set/Tri-wing®

Allen Security



Allen Security Insert Bit

Carded Items

Insert Bits

Item #	Description	Point	Length
35693	1/8" Allen Security x 1"	1/8"	1"
35694	9/64" Allen Security x 1"	9/64"	1"
35695	5/32" Allen Security x 1"	5/32"	1"
35696	3/16" Allen Security x 1"	3/16"	1"
35697	7/32" Allen Security x 1"	7/32"	1"
35698	1/4" Allen Security x 1"	1/4"	1"
35699	5/16" Allen Security x 1"	5/16"	1"
35701	3/8" Allen Security x 1"	3/8"	1"

Pozidrive



Pozidriv Insert Bit



Pozidriv Power Bit

Carded Items

Insert Bits

Item #	Description	Point	Length
PZD1102	Carded Pozidrive #PZ1 1" Insert Bit 2pk	PZ1	1"
PZD1102R	Carded Pozidrive #PZ1 1" Ribbed Insert Bit 2pk	PZ1	1"
PZD2102	Carded Pozidrive #PZ2, 1" Insert Bit 2pk	PZ2	1"
PZD2102R	Carded Pozidrive #PZ2, 1" Ribbed Insert Bit 2pk	PZ2	1"
PZD2R102	Carded Pozidrive #PZ2R, 1" Insert Bit 2pk	PZ2R	1"
PZD3102	Carded Pozidrive #PZ3, 1" Insert Bit 2pk	PZ3	1"
PZD3102R	Carded Pozidrive #PZ3, 1" Ribbed Insert Bit	PZ3	1"

Bulk Items

Insert Bits-Extra Hard

Item #	Description	Point	Length
27045	#1 Pozidriv Insert Bit x 1"	PZ1	1"
27046	#2 Pozidriv Insert Bit x 1"	PZ2	1"
27047	#3 Pozidriv Insert Bit x 1"	PZ3	1"

Insert Bits-Medium Hard

45153	#1 Pozidriv Insert Bit x 1"	PZ1	1"
45154	#2 Pozidriv Insert Bit x 1"	PZ2	1"
45939	#3 Pozidriv Insert Bit x 1"	PZ3	1"

Power Bits

27380	#1 Pozidriv Power Bit - 2"	PZ1	2"
27381	#2 Pozidriv Power Bit - 2"	PZ2	2"
27382	#3 Pozidriv Power Bit - 2"	PZ3	2"
27386	#1 Pozidriv Power Bit - 3-1/2"	PZ1	3-1/2"
27387	#2 Pozidriv Power Bit - 3-1/2"	PZ2	3-1/2"
27388	#3 Pozidriv Power Bit - 3-1/2"	PZ3	3-1/2"
27389	#1 Pozidriv Power Bit - 6"	PZ1	6"
27390	#2 Pozidriv Power Bit - 6"	PZ2	6"
27391	#3 Pozidriv Power Bit - 6"	PZ3	6"

Torq-set



Torq-set Insert Bit



Torq-set Power Bit

Carded Items

Insert Bits

Item #	Description	Point	Length
35395	#0 TORQ-SET Insert Bit x 1"	#0	1"
35396	#1 TORQ-SET Insert Bit x 1"	#1	1"
35397	#2 TORQ-SET Insert Bit x 1"	#2	1"
35398	#3 TORQ-SET Insert Bit x 1"	#3	1"
35399	#4 TORQ-SET Insert Bit x 1"	#4	1"
35394	#5 TORQ-SET Insert Bit x 1"	#5	1"
35401	#6 TORQ-SET Insert Bit x 1"	#6	1"
35402	#8 TORQ-SET Insert Bit x 1"	#8	1"
35403	#10 TORQ-SET Insert Bit x 1"	#10	1"

Power Bits

35425	#0 TORQ-SET Power Bit x 1- 1/4"	#0	1-1/4"
35426	#1 TORQ-SET Power Bit x 1- 1/4"	#1	1-1/4"
35427	#2 TORQ-SET Power Bit x 1- 1/4"	#2	1-1/4"
35428	#3 TORQ-SET Power Bit x 1- 1/4"	#3	1-1/4"
35429	#4 TORQ-SET Power Bit x 1- 1/4"	#4	1-1/4"
35430	#5 TORQ-SET Power Bit x 1- 1/4"	#5	1-1/4"
35431	#6 TORQ-SET Power Bit x 1- 1/4"	#6	1-1/4"
35432	#8 TORQ-SET Power Bit x 1- 1/4"	#8	1-1/4"
35433	#10 TORQ-SET Power Bit x 1- 1/4"	#10	1-1/4"

Tri-wing®



Tri-wing Insert Bit

Bulk Items

Insert Bits

Item #	Description	Point	Length
35410	#1 TRI-WING Insert Bit x 1"	#1	1"
35411	#2 TRI-WING Insert Bit x 1"	#2	1"
35412	#3 TRI-WING Insert Bit x 1"	#3	1"
35413	#4 TRI-WING Insert Bit x 1"	#4	1"
35414	#5 TRI-WING Insert Bit x 1"	#5	1"


BOSCH

For more details visit
Boschtools.com

Screwdriver Bits

Spanner/Clutch/Frearson/Nutsetters



Spanner



Spanner Insert Bit

Carded Items Insert Bits

Item #	Description	Point	Length
SPA6102	Spanner #6 Gold Bit, 2pk	#6	1"
SPA802	Spanner #8 Gold Bit, 2pk	#8	1"
SPA10102	Spanner #10 Gold Bit, 2pk	#10	1"

Bulk Items Insert Bits

Item #	Description	Point	Length
35422	Spanner #6 Insert Bit x 1"	#6	1"
35423	Spanner #8 Insert Bit x 1"	#8	1"
35424	Spanner #10 Insert Bit x 1"	#10	1"

Clutch



Clutch Insert Bit

Carded Items Insert Bits-Type "G"

Item #	Description	Point	Length
CL3102	Clutch C3, 1" Insert Bit, 2pk	C3	1"
CL4102	Clutch C4, 1" Insert Bit, 2pk	C4	1"

Bulk Items Insert Bits-Type "G"

Item #	Description	Point	Length
27081	1/8" Clutch Type C2 Insert Bit x 1"	C2	1"
27082	5/32" Clutch Type G Insert Bit x 1"	C3	1"
27083	3/16" Clutch Type G Insert Bit x 1"	C4	1"
27437	5/32" Clutch Type G Power Bit x 1- 15/16"	C3	1-15/16"

Frearson



Frearson Insert Bit

Bulk Items Square Drive

Item #	Description	Point	Length
FR2102	Frearson F2, 1" Insert Bit, 2pk	F2	1"

Bulk Items Square Drive

Item #	Description	Point	Length
27070	Frearson F1, 1" Insert Bit	F1	1"
37382	Frearson F2, 1" Insert Bit	F2	1"

Nutsetters



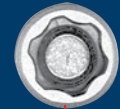
Nutsetter
(No power groove)



Nutsetter Magnetic



Power No-Round Nutsetter



Superior Grip -
Contact point
at middle of hex

Carded Items Nutsetters

Item #	Description	Point	Length
NS316101	Nutsetter 3/16" Black Hex	3/16"	1.3"
NS141401MAG	Nutsetter 1/4" Black Hex Magnetic	1/4"	1.125"
NS141401	Nutsetter 1/4" Black Hex	1/4"	1.4"
NS11401	Nutsetter 1/4" No-Round	1/4"	1.675"
NS14201	Nutsetter 1/4" Power Magnetic	1/4"	2"
NS1429601	Nutsetter 1/4" Power Magnetic	1/4"	2.562"
NS516101MAG	Nutsetter 5/16" Black Hex Magnetic	5/16"	1.125"
ND5161401	Nutsetter 5/16" Black Hex	5/16"	1.44"
NS51601	Nutsetter 5/16" No-Round	5/16"	1.675"
NS51629601	Nutsetter 5/16" Power Magnetic	5/16"	2.562"
NS381401MAG	Nutsetter 3/8" Black Hex Magnetic	3/8"	1.25"
ND31601	Nutsetter 3/8" Black Hex	3/8"	1.47"
NS3801	Nutsetter 3/8" No-Round	3/8"	1.86"
NS381401	Nutsetter 3/8" Power Non Magnetic	3/8"	1.875"
NS3829601	Nutsetter 3/8" Power Magnetic	3/8"	2.562"
NS716201MAG	Nutsetter 7/16" Power Magnetic	7/16"	2"
NS71629601	Nutsetter 7/16" Power Magnetic	7/16"	2.562"

Screwdriver Bits

Nutsetters/Bit Holders/Double Ended

Nutsetters continued

Bulk Items

Nutsetters Insert-Magnetic (No Power Groove)

Item #	Description	Point	Length
38686	1/8" Mag. Nutsetter 1-1/8"	1/8"	1-1/8"
38687	5/16" Mag. Nutsetter 1-1/8"	5/16"	1-1/8"
38688	3/8" Mag. Nutsetter 1-1/8"	3/8"	1-1/8"

Nutsetters Non-Magnetic

29090	1/4" Nutsetter, 1-5/8"	1/4"	1-5/8"
29091	5/16" Nutsetter, 1-5/8"	5/16"	1-5/8"
36166	3/8" Nutsetter x 1-7/8"	3/8"	1-7/8"
37585	1/4" Nutsetter x 2-9/16"	1/4"	2-9/16"

Nutsetters-Magnetic

31450	1/4" Mag. Nutsetter 1-5/8"	1/4"	1-5/8"
31452	5/16" Mag. Nutsetter 1-5/8"	5/16"	1-5/8"
36165	3/8" Mag. Nutsetter 1-7/8"	3/8"	1-7/8"
37893	7/16" Mag. Nutsetter 2"	7/16"	2"
37427	1/4" Nutsetter x 2" (tapered)	1/4"	2"
37582	1/4" Mag. Nutsetter 2-9/16"	1/4"	2-9/16"
37583	5/16" Mag. Nutsetter 2-9/16"	5/16"	2-9/16"
37584	3/8" Mag. Nutsetter 2-9/16"	3/8"	2-9/16"
38639	7/16" Mag. Nutsetter 2-9/16"	7/16"	2-9/16"
38641	1/4" Mag. Nutsetter x 4"	1/4"	4"
38642	5/16" Mag. Nutsetter x 4"	5/16"	4"
38645	1/4" Mag. Nutsetter x 6"	1/4"	6"
38646	5/16" Mag. Nutsetter x 6"	5/16"	6"

Nutsetters-Magnetic-No Round

61938	1/4" NO-ROUND Nutsetter x 1-5/8"	1/4"	1-5/8"
61939	5/16" NO-ROUND Nutsetter x 1-5/8"	5/16"	1-5/8"
61940	3/8" NO-ROUND Nutsetter x 1-7/8"	3/8"	1-7/8"
61941	7/16" NO-ROUND Nutsetter x 2"	7/16"	2"
61942	1/4" NO-ROUND Nutsetter x 2" (tapered)	1/4"	2"
61943	1/4" NO-ROUND Nutsetter x 2-9/16"	1/4"	2-9/16"
61944	5/16" NO-ROUND Nutsetter x 2-9/16"	5/16"	2-9/16"
61945	3/8" NO-ROUND Nutsetter x 2-9/16"	3/8"	2-9/16"
61946	7/16" NO-ROUND Nutsetter x 2-9/16"	7/16"	2-9/16"

Nutsetters-Metric Sizes

38328	8mm Nutsetter x 1-5/8"	8MM	1-5/8"
38329	10mm Mag. Nutsetter x 1-7/8"	10MM	1-7/8"

Bit Holders



Female Square Drive



One Piece Construction



Male Square Drive



Insert Drive Style



Screw Cap

Carded Items

Bit Holders

Item #	Description	Point	Length
BMAG1	Mag Grip Holder	-	-
39625	Finder Driver Slotted, #5-6	#5-6	-
39626	Finder Driver Slotted, #6-8	#6-8	-
39627	Finder Driver Slotted, #8-10	#8-10	-
39628	Finder Driver Slotted, #10-12	#10-12	-
CC60482	2" Magnetic Bit Tip Holder	-	2"
CC60491	Compact Drive Guide	-	3-1/4"
CC60486	6" Magnetic Bit Tip Holder	-	6"

Bit Holders continued

Bulk Items

Bit Holder-C-Ring Retainer

Item #	Description	Point	Length
27690	Standard With C-Ring 2-7/8"	1/4"	2-7/8"
27710	Standard With C-Ring 4"	1/4"	4"
27730	Standard With C-Ring 5"	1/4"	5"
27750	Standard With C-Ring 6"	1/4"	6"
27792	Standard With C-Ring 12"	1/4"	12"

Bit Holders-One-Piece Construction

38215	One Piece Construction Non-Magnetic Bit Holder	1/4"	2-1/8"
40831	One Piece Construction Magnetic Bit Holder	1/4"	2-1/8"
40833	One Piece Construction Magnetic Bit Holder	1/4"	2-31/32"
39972	One Piece Construction Magnetic Bit Holder (w/o C-Ring Retainer)	1/4"	2-7/8"

Bit Holders-for Helix Insert Bits(Silicon Bronze)

38310	Two Piece Magnetic Bit Holder W/ Screw Cap (Silicon Bronze)	1/4"	3"
-------	---	------	----

Bit Holders-Screw Cap Style

26790	Screw Cap Style Bit Holder, Magnetic	1/4"	2-7/8"
26791	Screw Cap Style Bit Holder, Magnetic	1/4"	2-3/16"

Specialty Bit Holders-Male Square Drive for Sockets

34609	1/4" Square Drive Square Drive Socket Adapter x 1-1/8"		1-1/8"
34610	1/4" Square Drive Square Drive Socket Adapter x 2"	1/4"	2"
34611	3/8" Square Drive Square Drive Socket Adapter x 2"	3/8"	2"

Specialty Bit Holders-Female Square Drive for Sockets

31894	1/4" Square Drive Bit Holder x 1-1/8" for 1/4" hex bits	1/4"	1-1/8"
31895	3/8" Square Drive Bit Holder x 1-1/8" for 1/4" hex bits	3/8"	1-1/8"
31896	3/8" Square Drive Bit Holder x 1-3/8" for 5/16" hex bits	3/8"	1-3/8"
31897	1/2" Square Drive Bit Holder x 1-7/16" for 5/16" hex bits	1/2"	1-7/16"

Screw Guides

Item #	Description	Point	Length
49417	Compact Magnetic Screw Guide - 3-1/16"	1/4"	3-1/16"
49415	Standard Magnetic Screw Guide - 4-11/16"	1/4"	4-11/16"

Double Ended



Phillips



Phillips/Slotted

Carded Items

Double End Bits

Item #	Description	Point	Length
DEBP16201R	Double Ended P1 - 6 Rib 2" ScrwDrv Bit	P1-S6	1.88"
DEBP28201	Double Ended P2-8 2" Scrw Drv Bit	P2-S8	1.88"
DEBP310201	Double Ended P3 -10 2" Scrw Drv Bit	P3-S10	1.88"
DEBP162501	Double Ended P1-6 2-1/2" Scrw Drv Bit	P1-S6	2-1/2"
DEBP282501	Double Ended P2-8 2-1/2" Scrw Drv Bit	P2-S8	2-1/2"
DEBP282501R	Double Ended P2-8 2-1/2" Rib Scrw Drv Bit	P2-S8	2-1/2"
DEBP3102501R	Double Ended P3-10 2-1/2" Rib Scrw Drv Bit	P3-S10	2-1/2"
DEBP1P22501	Double Ended P1-P2 2-1/2" Scrw Drv Bit	P1-P2	2-1/2"
DEBP222501	Double Ended P2-P2 2-1/2" Scrw drv Bit	P2-P2	2-1/2"
DEBP2R22501R	Double Ended P2-R2 2-1/2" Rib Scrw Drv Bit	P2-R2	2-1/2"
DEBR122501	Double Ended R1-R2 2-1/2" Scrw Drv Bit	R1-R2	2-1/2"
DEBR232501	Double Ended R2-R3 2-1/2" Scrw Drv Bit	R2-R3	2-1/2"
DEBT15202501	Double Ended T15-T20 2-1/2" Scrw Drv bit	T15-T20	2-1/2"
DEBT2530101	Double Ended T25-T30 1-1/2" Scrw Drv Bit	T25-T30	1-1/2"
DEBP163501	Double Ended P1-6 Rib 3-1/2" Scrw Drv Bit	P1-S6	-
DEBP283501R	Double Ended P2-8 3-1/2" Rib Scrw Drv Bit	P2-S8	-

Screwdriver Bits

Double Ended/Titanium



Double Ended continued

Bulk Items			
Double End Bits			
Item #	Description	Point	Length
38655	Double Ended Bit P2-R2	P2-R2	2-1/2"
48784	Double Ended Bit R1-R2	R1-R2	2"
38666	Double Ended Bit P1-#6 Slotted	P1-#6	1-1/2"
38652	Double Ended Bit P2-#8 Slotted	P2-#8	1-1/2"
38657	Double Ended Bit P2-#8 Slotted	P2-#8	2-1/2"
38653	Double Ended Bit P3-#10 Slotted	P3-#10	1-1/2"
42078	Double Ended Torx Bit T15-T20	T15-T20	1-1/2"
42079	Double Ended Torx Bit T25-T30	T25-T30	1-1/2"

Bulk Items continued			
Double End Bits Phillips with Power Groove			
Item #	Description	Point	Length
44103	Double Ended Phillips Bit P2-P2 1-3/4"	P2-P2	1-3/4"
44071	Double Ended Phillips Bit P2-P2 2-1/2"	P2-P2	2-1/2"
Bit and Finder Driver			
39625	#5-6 Slotted Finder	#5-6	3-3/4"
39626	#6-8 Slotted Finder	#6-8	3-3/4"
39627	#8-10 Slotted Finder	#8-10	3-3/4"
39628	#10-12 Slotted Finder	#10-12	3-3/4"

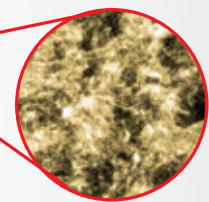
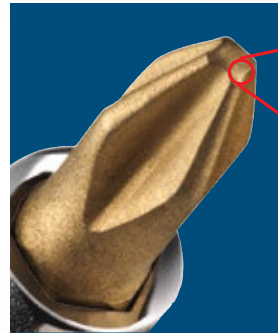
Drywall

D60498	D60498 Dimpler	Dimpler
DWS60497	Drywall Screw Setter, #2 Phillips	ScrewSetter

Titanium Bits

Titanium Coating 75% more gripping power reduces stripping

The Titanium tough grip screwdriver bits significantly reduces slippage (camout) and the need to replace bits as often as standard screw driver bits. The bits start with a rough surface that actually grips the entire inside dimension of the screw head with millions of gripping points. The bits are then coated with Titanium to provide a hard surface that protects the gripping points. Aggressive gripping power



Closeup of titanium tough grip coating



Carded Items			
Phillips® Insert Bits			
Item #	Description	Point	Length
TDP1102	Phillips #P1, 1" Titanium, 2pk	P1	1"
TDP2102	Phillips #P2, 1" Titanium, 2pk	P2	1"
TDP2106	Phillips #P2, 1", Titanium 6 pk	P2	1"
TDP2108	Phillips #P2, 1", Titanium 8 pk	P2	1"
TDP2110	Phillips #P2, 1" Titanium, 10pk	P2	1"
TDP3102	Phillips #P3, 1" Titanium, 2pk	P3	1"
TDP123103	Phillips #P1, #P2, #P3, 1" Titanium, 3pk	P1, P2, P3	1"
BCLIP15	Phillips #P2, 1" Titanium Ammo Clip 15pk	P2	1"
TDP210250	Phillips #P2, 1" Titanium Cookie Jar, 250 pcs	P2	1"

Carded Items continued			
Power Insert Bits			
Item #	Description	Point	Length
TDP1201	Phillips #P1, 2" Titanium	P1	2"
TDP2201	Phillips #P2, 2" Titanium, 2pk	P2	2"
TDP2203	Phillips #P2, 2", Titanium 3pk	P2	2"
TDP2205	Phillips #P2, 2", Titanium 5pk	P2	2"
TDP3201	Phillips #P3, 2" Titanium, 1pk	P3	2"
TDP123203	Phillips #P1, #P2, #P3 2" Titanium, 3pk	P1, P2, P3	2"
Square Drive Insert Bits			
TDR2102	Phillips #R2, 1" Titanium, 2pk	R2	1"
TDR2106	Square #R2 Titanium 1" 6pk	R2	1"
Square Drive Power Insert Bits			
TDR2203	Square #R2 Titanium 2" 3pk	R2	2"
Slotted Insert Bits			
TDSL68102	Slotted 6-8, 1" Titanium, 2pk	6-8	1"
TDSL810102	Slotted 8-10, 1" Titanium, 2pk	8-10	1"
TDSL1012102	Slotted 10-12, 1" Titanium, 2pk	10-12	1"
Slotted Power Bits			
TDSL68201	Slotted 6-8, 2" Titanium	6-8	2"
TDSL810201	Slotted 8-10, 2" Titanium	8-10	2"
TDSL1012201	Slotted 10-12, 2" Titanium	10-12	2"
TDSL68101220	Slotted 6-8,8-10, 10-12, 2" Titanium, 3pk	6-8, 8-10, 10-12	2"

Drills and Fastening

Screwdriver Bits

Clic-Change™ Bit System/Mixed Sets & Accessories

Clic-Change™ Bit System

Clic-Change™ Bit System

This quick change bit system features true one-handed load and release and is up to 33% faster than competitive systems. The superior accuracy of the patent-pending mechanism virtually eliminates looseness and wobble. To load, simply push bit into chuck. To release, pull forward on the collar and remove.

- Change bits without re-chucking. Switch from bit to bit quickly
- Fits all 3/8" and 1/2" drills
- Accepts all 1/4" power hex shank accessories including insert bits, nutsetters and sockets

Item #	Description	Quantity	Item #	Description	Quantity
CC2100	5 Pc. Chuck Adapter and Bits	5 Pc. Set	CC2255	#8 Self-Centering Bit	1
CC2110	8 Pc. Chuck & Drill Bit Set	8 Pc. Set	CC2257	#10 Self-Centering Bit	1
CC2120	10 Pc. Drill & Driver Bit Set	10 Pc. Set	CC2260	Starter/Driver	1
CC2130	27 Pc. Drill & Driver Bit Set	27 Pc. Set	CC2271	1/4" Magnetic Nutsetter	1
CC2201	1/16" Drill Bit	1	CC2273	5/16" Magnetic Nutsetter	1
CC2203	3/32" Drill Bit	1	CC2275	3/8" Magnetic Nutsetter	1
CC2205	1/8" Drill Bit	1	CC2400	5 Pc. Drill Bit Set	5 Pc. Set
CC2207	5/32" Drill Bit	1	CC2410	4 Pc. Masonry Bit Set	4 Pc. Set
CC2209	3/16" Drill Bit	1	CC2420	4 Pc. Spade Bit Set	4 Pc. Set
CC2211	7/32" Drill Bit	1	CC2430	3 Pc. Self-Centering Bit Set	3 Pc. Set
CC2213	1/4" Drill Bit	1	CC2460	7 Pc. Countersinking Set	7 Pc. Set
CC2221	1/8" Masonry Bit	1	CC2470	12 Pc. Starter/Driver Bit Set	12 Pc. Set
CC2223	5/32" Masonry Bit	1	CC2480	12 Pc. Screwdriver Bit Set	12 Pc. Set
CC2225	3/16" Masonry Bit	1	CC2490	3 Pc. Magnetic Nutsetter Set	3 Pc. Set
CC2227	1/4" Masonry Bit	1	CC60467	2PC Double Ended Bit Set 3-1/2"	2 Pc. Set
CC2244	#6 Adjustable Countersink	1	CC60464	3PC Double Ended Bit Set 2"	3 Pc. Set
CC2246	#8 Adjustable Countersink	1	CC90396	6pc Torx Bit Set	6 Pc. Set
CC2248	#10 Adjustable Countersink	1	CC60392	7 Pc. Allen Bit Set	7 Pc. Set
CC2253	#6 Self-Centering Bit	1			

Screwdriving & Mixed Sets



SBID9

Set Includes:
Phillips 2": #2
Square 2": R2
Slotted 2": 6-8, 8-10
Nut Setter: 1/4", 5/16", 3/8"
Hex Shank Drill Bit: 1/16", 1/8"



41786/48240

41786

Set Includes:
Phillips 1": 0, 1, 2, 3
POZIDRIV 1": PZ1, PZ2
Square 1": R0, R1, R2, R3
TORX 1": T10, T15, T20, T25, T27, T30, T40
Allen 1": 5/64", 3/32", 7/64", 1/8", 9/64"
Slotted 1": 0-1, 3-4, 5-6, 8-10, 12-14
7" Handy Driver
Socket Adaptor 1/4" x 1"
Magnetic Bitholder One Piece 1-3/4" SS

48240

Set Includes:
TORX Security 1": T9H, T10H, T15H, T20H, T25H, T27H, T30H, T40H
POZIDRIV 1": PZ2
Square 1": R1, R2
TORQ-SET 1": #5, #8
TRI-WING 1": #4, #5
Spanner 1": #6, #8, #10
Allen Security 1": 1/8", 9/64", 5/32", 3/16", 7/32", 1/4", 5/16", 3/8"
7" Handy Driver
Socket Adaptor 1/4" x 1"
Magnetic Bitholder One Piece 1-3/4" SS



T4042

Set Includes:
Phillips 1": 1, 2, 3
Slotted 1": 6-8, 8-10, 10-12
Square 1": R1, R2
Phillips 2": 1, 2, 3
Square 2": R2
Slotted 2": 6-8, 8-10
Nut Setter: 1/4", 5/16"
Bosch Finder Driver



T4047

Set Includes:
Phillips Titanium 1": #2
Phillips 1": 1, 2, 3
Slotted 1": 6-8, 8-10, 10-12
TORX 1": T15, T20, T25
Square 1": R1, R2, R3
Phillips 2": #2
Square 2": R2
Slotted 2": 8-10
Nut Setter: 1/4", 5/16"
Bosch Finder Driver



42826

Set Includes:
Phillips 1": 0, 1, 2, 3
POZIDRIV 1": PZ1, PZ2
Square 1": R0, R1, R2, R3
TORX 1": T10, T15, T20, T25, T27, T30, T40
Allen 1": 5/64", 3/32", 7/64", 1/8", 9/64", 5/32", 3/16", 7/32", 1/4", 2.5mm, 3mm, 4mm, 5mm, 6mm
Slotted 1": 0-1, 3-4, 5-6, 8-10, 12-14
Clutch 1"
7" Handy Driver Socket Adaptor 1/4" x 1"
Magnetic Bitholder One Piece 1-3/4" SS



T4021

Set Includes:
Phillips 1": #2
Slotted 1": 6-8, 8-10, 10-12
Square 1": R2
Phillips 2": #2
Square 2": R2



T4039

Set Includes:
Titanium Drill Bits: (2) 1/16", 5/64", 3/32", 7/64", (2) 1/8", 9/64", 5/32", 11/64", 3/16", 7/32", 1/4"
Daredevil Spade Bits 1/2", 3/4", 1"
Bosch Finder Driver
P2+R2 Combo Bit 1"
Phillips 1": 1, 2, 3
Square 1": 1, 2, 3
Slotted 1": 6-8, 8-10, 10-12
TORX 1": T15, T20, T25
Nutsetters: 1/4", 5/16"

Measuring and Layout Tools

Tools and Accessories



Section Guide

Tools

Line Lasers	216-219
Point Lasers.....	220-222
Digital Anglefinder.....	223
Laser Measurers	224-225
Digital Detectors	226-227
Rotary Lasers	228-229

Accessories

Laser Accessories.....	230-231
Automatic Levels.....	232-233
Rods.....	233
Tripods.....	234-235

Innovative Cone Mirror Technology Provides Three 360° Laser Planes: The Ultimate Job Site Laser Level

This exciting new product utilizes new Cone Mirror Technology which provides 360° laser planes - without the need for rotating heads or motors - in three separate planes!



GLL3-80

Three Plane Leveling and Alignment Laser

One 360° Horizontal Plane and Two 360° Vertical Planes with 90° Intersection

Pulse Laser Receiver Mode

When Used with LR2 Receiver.
Optional: For Outdoor or Bright Light Conditions

3 x 360° Laser Planes

Maximum Versatility - Planes Operate Together or Individually for all Job Site Conditions

Smart Pendulum Leveling System
Self-levels and Indicates Out-of-Level Condition

Secure Transport Lock
Protects Pendulum when Unit is Switched off

Freestanding Magnetic Base



Convenient 1/4" and 5/8" Tripod Mounting

Simple to Use Dual Button Operation

IP54 Dust and Water Protection to Ensure Reliability in all Job Site Conditions

GLL3-80

Three Independent 360° Planes

To use independently or together with the press of a button



Horizontal Laser Plane

1st Vertical Laser Plane

2nd Vertical Laser Plane

All 3 360° Laser Planes



Level and Square to Install Tile

GLL3-80 - Three Plane Leveling and Alignment Laser (with WM1)



Coming Soon



WM1

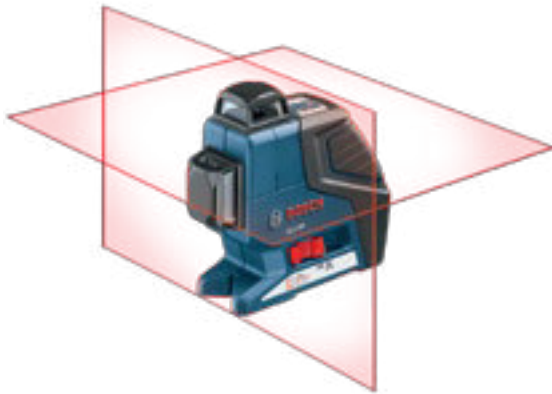
NEW INTERIOR EXTERIOR  **265ft**
80 m

- One 360° Horizontal Plane and Two 360° Vertical Planes with 90° Intersection
 - 3 x 360° Laser Planes for Maximum Versatility - Planes operate together or individually for all job site conditions
 - Smart Pendulum Leveling System - Self-levels and indicates out-of-level condition
 - Secure Transport Lock - Protects pendulum when unit is switched off
 - Pulse Laser Receiver Mode When Used with LR2 Receiver - Optional: for outdoor or bright light conditions
 - Convenient 1/4" and 5/8" Tripod Mounting
 - Freestanding Magnetic Base - to attach to metal track
 - Simple to Use Dual Button Operation
 - IP54 Dust and Water Protection - Ensures reliability in all job site conditions
- Includes:** WM1 Positioning Device (works with all Bosch Line and Point Lasers), Belt Pouch, Hard Carrying Case, (4) AA Batteries

Recommended: LR2 Receiver for Outdoor Use, BP350 Laser Pole Kit, BT160 Tripod

See Class 2 Warning on page 236.

GLL2-80 - Dual Plane Leveling and Alignment Laser (with WM1)



WM1

NEW INTERIOR EXTERIOR  **265ft**
80 m

- One 360° Horizontal Plane and One 360° Vertical Plane
 - 2 x 360° Laser Planes - Planes operate together or individually for all job site conditions
 - Smart Pendulum Leveling System - Self-levels and indicates out-of-level condition
 - Secure Transport Lock - Protects pendulum when unit is switched off
 - Pulse Laser Receiver Mode When Used with LR2 Receiver - Optional: for outdoor or bright light conditions
 - Convenient 1/4" and 5/8" Tripod Mounting
 - Freestanding Magnetic Base - to attach to metal track
 - Simple to Use Dual Button Operation
 - IP54 Dust and Water Protection - Ensures reliability in all job site conditions
- Includes:** WM1 Positioning Device (works with all Bosch Line and Point Lasers), Belt Pouch, Hard Carrying Case, (4) AA Batteries

Recommended: LR2 Receiver for Outdoor Use, BP350 Laser Pole Kit, BT160 Tripod

See Class 2 Warning on page 236.

GLL2-50 - Self-Leveling Cross Line Laser (with WM1)



WM1

NEW INTERIOR EXTERIOR  **165ft**
50 m

- Highly-Visible Laser Lines with Wide 130° Horizontal, 160° Vertical Fan Angles
 - Pulse Laser Receiver Mode When Used with LR2 Receiver - Optional: for outdoor or bright light conditions
 - Easy Access Battery Compartment
 - Vertical, Horizontal and Cross Line Modes - Projects two lines independently or together for a wide array level and/or plumb applications
 - Smart Pendulum Leveling System - Self-levels and indicates out-of-level condition
 - Secure Transport Lock - Protects pendulum when unit is switched off
 - Robust Over-Molded Housing - for Water and Dust Proof to ensure years of dependable operation
 - IP54 Dust and Water Protection - Ensures reliability in all job site conditions
- Includes:** WM1 Positioning Device (works with all Bosch Line and Point Lasers), Belt Pouch, Hard Carrying Case, (3) AA Batteries

Recommended: LR2 Receiver for Outdoor Use, BP350 Laser Pole Kit, BT160 Tripod

See Class 2 Warning on page 236.

Specifications

Model#	Accuracy	Leveling Type	Range	Range with Receiver	Laser Diode	Power	Mount Threading	Operating Temperature	Dimensions	Weight
GLL3-80	Up to ±1/4" at 100'	Self-Leveling, Up to ±4°	Up to 65'	Up to 265'	Class 2, 635 - 650 nm, ≤ 1 mW	(4) AA Batteries	1/4-20, 5/8-11	14° F up to 113° F	6.25" x 5.5" x 2.625"	21.4 oz.
GLL2-80	Up to ±1/4" at 100'	Self-Leveling, Up to ±4°	Up to 65'	Up to 265'	Class 2, 635 - 650 nm, ≤ 1 mW	(4) AA Batteries	1/4-20, 5/8-11	14° F up to 113° F	6.25" x 5.5" x 2.125"	20.8 oz.
GLL2-50	Up to ±1/4" at 100'	Self-Leveling, Up to ±4°	Up to 65'	Up to 165'	Class 2, 635 nm, ≤ 1 mW	(3) AA Batteries	1/4-20	-4° F up to 122° F	4.7" x 2.25" x 3.5"	1 lb.



The Most Innovative Wall and Floor Covering Layout Tool

Precision meets productivity with three, highly visible layout lines, raised design and multiple positioning options to handle a range of job sites

GTL3

Wall/Floor Covering Laser

Select 0° and 90° Lines Plus Optional 45° Layout Line

At the Press of a Button.
This Provides 0°, 45° and 90°
Layout from a Single Set-Up

Bright, Visible Laser Lines

Clear, Sharp and Very Precise
for All Tile and Floor/Wall
Covering Surfaces

Taller than Typical Floor Covering Layout Lasers

Raised from the Surface to
Project Over Uneven Surfaces.
Laser Lines are Brightly Visible
Over Obstructions, Textures
and Most Types of Surface

Strong Magnets on the Bottom
of the Tool Provide Secure and
Adjustable Attachment on Positioning
Plate and Other Ferrous-Metal Surfaces



* Includes Magnetic Base

IP54 Dust and Water Protection to
Ensure Years of Dependable Operation

Magnetic Base



Versatile Steel Positioning Plate

Plate has multiple
stamped alignment lines
for accurate and versatile
positioning of tool and
materials. Mounting slots
allow attachment to walls
or inclined surfaces using
standard drywall screws



Projects 90° Lines for Precise Squaring



GTL3 - Wall/Floor Covering Laser



NEW INTERIOR **65ft**
20 m

- Bright, Visible Laser Lines - Clear, sharp and very precise for all tile and floor/wall covering surfaces
 - Taller than Typical Floor Covering Layout Lasers - Raised from the surface to project over uneven surfaces. laser lines are brightly visible over obstructions, textures and most types of surface
 - Select 0° and 90° Lines Plus Optional 45° Layout Line At the Press of a Button - This provides 0°, 45° and 90° layout from a single set-up
 - Projects 90° Lines for Squaring
 - Strong Magnets on the Bottom of the Tool - Provides secure and adjustable attachment on positioning plate and other ferrous-metal surfaces
 - Includes Magnetic Base
 - IP54 Dust and Water Protection - Ensures reliability in all job site conditions
- Includes:** Versatile Steel Positioning Plate, Target, Soft Carrying Case, (4) AA Batteries

See Class 2 Warning on page 236.

American Woodworker - Great New Products for 2008

GTL2 - Laser Level and Square



INTERIOR **30ft**
9 m

- Projects Vertical Laser Reference Lines on any Surface.
- Alignment Guide for 90° Layout - Calculate and turn angles in 5° increments
- Simple One Button Operation - Powers two perpendicular laser lines (90°) on and off
- Easy to Press Push Button - Secures unit to smooth surfaces using non-abrasive adhesive
- Two (2) Bubble Vials - For leveling and aligning laser tool
- Ideal For Floors, Tiles, Paneling, Wall Fixtures, Wallpapering, Stenciling, Wainscoting, Finish Carpentry, Outlet Switches, Lighting Fixtures, Wall Studs, Partitions, Etc.

Includes: Adhesive Mounting Strips

See Class 2M Warning on page 236.

Specifications

Model#	Accuracy	Range	Leveling Type	Laser Diodes	Power	Vial Sensitivity	Operating Temperature	Dimensions	Weight (lbs.)
GTL3	Up to $\pm 1/16"$ at 20' ($\pm 1/8"$ at 20' between 45° and 90° lines)	Up to 65'	Manual	Class 2, 635 nm, ≤ 1 mW	(4) AA Batteries	N/A	14°F up to 122°F	6.125" x 4" x 3.875"	1.1
GTL2	Up to $\pm 1/2"$ at 30'	Up to 30'	Manual	Class 2M, 650 nm, ≤ 1 mW	(3) AA Batteries (not included)	± 30 minute	32°F up to 104°F	7.13" x 7.05" x 2.1"	1

Crosspoint Technology Creates One Less Set-Up Step

Cross Point Reference Lines eliminate the need to set up at two points for track alignment applications. Plumb points and align with just one press of a button!



GPL5C

5-Point Alignment Self-Leveling Laser

with Cross Point Technology

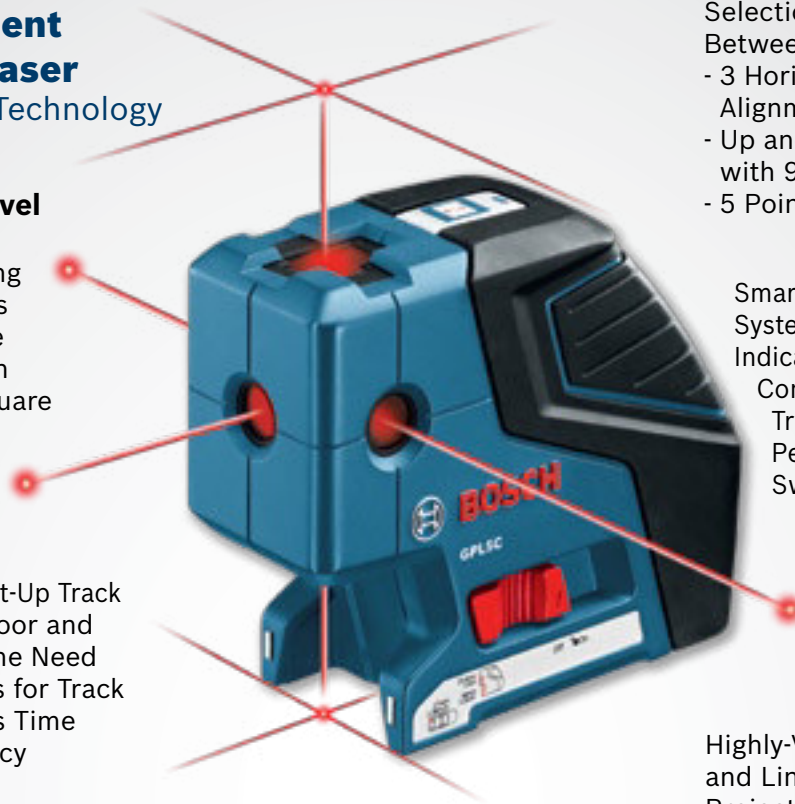
Projects Plumb, Level And Square Points

For Precise Positioning and Transfer of Points for Easy and Accurate Alignment of Points in Level, Plumb, and Square Applications

Cross Point Reference Lines

Provide Easy Single Set-Up Track Alignment on Both Floor and Ceiling, Eliminating the Need for Two Set-Up Points for Track Alignment. This Saves Time and Increases Accuracy

The Only 5-Point Laser with Crosslines



Selection Switch to Choose

- Between Laser Options of:
- 3 Horizontal Points for 90° Alignment and Leveling
 - Up and Down Cross Points with 90° Horizontal Point
 - 5 Points With Cross Points

Smart Pendulum Leveling System Self-Levels and Indicates Out-of-Level Condition. Secure Transport Lock Protects Pendulum when Unit is Switched off

Highly-Visible Laser Dots and Lines - Three Diodes Project all Points for Visibly Superior Accuracy

Point Laser Applications

- Quality optics give bright, clear laser dots for easy alignment and layout in interior buildings
- For precise plumb level and square, the Bosch point lasers are ideal for installation of walls, partitions and building layout. Transfer points from floor to ceiling and 90° square alignment.
- Reliable and robust construction: Bosch Point Lasers are simple to use, save time and money



Plumb Applications



Level and Align



Magnets for Mounting

GPL5C - 5-Point Alignment Self-Leveling Laser with Cross Point Technology



NEW INTERIOR **100ft**
30m

- 5-Point Laser Projection plus Highly-visible Laser Cross Lines
 - Cross Point Reference Lines - Projected from both ceiling and floor points
 - Built-in Magnets at Base
 - Smart Pendulum Leveling System - Self-levels and indicates out-of-level condition. Secure transport lock protects pendulum when unit is switched off
 - Projects Plumb, Level And Square Points - For precise positioning and transfer of points for easy and accurate alignment of points in level, plumb, and square applications
 - Selection Switch to Choose Between Laser Options of: 3 horizontal points for 90° alignment and leveling, Up and down cross points with 90° horizontal point, 5 points with cross points
 - Highly-Visible Laser Dots and Lines - Three diodes project all points for visibly superior accuracy
 - 5 points with two cross points to meet all job needs and saves battery life
 - IP54 Dust and Water Protection - Ensures reliability in all job site conditions
- Includes:** Belt Pouch, (4) AA Batteries

See Class 2 Warning on page 236.

GPL5 - 5-Point Self-Leveling Alignment Laser



INTERIOR **100ft**
30m

- 5-Point Laser Projection - Level, plumb up, plumb down and square for accurate alignment and layout
 - Accurately Transfers and Aligns, Level, Plumb, 90° Square and Grade Points
 - Easy Field Recalibration - Maintains accuracy and prevents downtime
 - Pocket-Sized - Only 4-1/8" tall; pouch fits on tool belt
 - Easy Access Battery Compartment
 - Integrated Reference Lines - For precise positioning of tool and transfer of points
 - Smart Pendulum Leveling System - Self-levels, senses and indicates out-of-level condition, locks when switched off
 - Multipurpose Attachment - Position and mount with magnets, strap or threaded mounts (1/4-20, 5/8-11)
- Includes:** Multipurpose Attachment, Recalibration Wrench, Belt Pouch, (3) AA Batteries

See Class 2 Warning on page 236.

GPL4 - 4-Point Self-Leveling Alignment Laser



INTERIOR **100ft**
30m

- 4-Point Laser Projection - Level, plumb up, plumb down and square for accurate alignment and layout
 - Over-the-Track Application Design - Accurately transfer and align points by magnetically mounting to metal surfaces
 - Automatic Out-of-Level Sensing - Blinking points indicate out-of-level condition
 - Dual Mode On/Off Switch - or 4-Point mode selection for versatile applications
 - Multi-Mount - Position and mount with magnets, strap or threaded mounts (1/4-20, 5/8-11)
 - Robust and Ergonomic Over-Molded Housing - Water and dust protection to ensure dependable operation and sure grip
- Includes:** Multi-Mount, Laser Target, Soft Carrying Case, (3) AA Batteries

See Class 3R Warning on page 236.

Specifications

Model#	Accuracy	Range	Leveling Type	Laser Diode	Mount Threading	Power	Operating Temperature	Dimensions	Weight (lbs.)
GPL5C	Up to ±1/4" at 100'	Up to 100'	Self-Leveling, Up to ±4°	Class 2, 635 nm, ≤ 1 mW	5/8-11, 1/4-20	(4) AA Batteries	14° F up to 104° F	4.65" x 5.7" x 2.2"	1.1
GPL5	Up to ±1/4" at 100'	Up to 100'	Self-Leveling, Up to ±5°	Class 2, 635 nm, ≤ 1 mW	1/4-20	(3) AA Batteries	14° F up to 122° F	4.125" x 3.125" x 1.625"	1.0
GPL4	Plumb Up, Level and Square: Up to ±1/4" at 100' Plumb Down: Up to ±1/4" at 10'	Up to 100'	Self-Leveling, Up to ±5°	Class 3R, 630-670 nm, < 5 mW	1/4-20	(3) AA Batteries	32° F up to 104° F	2.52" x 4.61" x 4.25"	1.2

Measuring and Layout Tools

Point Lasers

GPL3 - 3-Point Self-Leveling Alignment Laser



INTERIOR **100ft**
30m

- 3-Point Plumb and Level Point Projection - Accurately transfers and aligns level, plumb, 90° and grade points
 - Patented Diamond-Cut Beam Splitter - Single diode projects all points for superior accuracy
 - Pocket-Sized - Only 4-1/8" tall; pouch fits on tool belt
 - Integrated Reference Lines - For precise positioning of tool and transfer of points
 - Easy Access Battery Compartment
 - Multipurpose Attachment - Position and mount with magnets, strap or threaded mounts (1/4-20, 5/8-11)
 - Robust Over-Molded Housing - Water and dust proof to ensure years of dependable operation
 - Smart Pendulum Leveling System
 - Self-levels, senses and indicated out-of-level condition, locks when switched off
 - Easy Field Recalibration - Maintains accuracy and prevents downtime
- Includes:** Multipurpose Attachment, Mounting Strap, Recalibration Wrench, Belt Pouch, (3) AA Batteries

See Class 2 Warning on page 236.

GPL2 - 2-Point Self-Leveling Laser



INTERIOR **100ft**
30m

- 2-Point Plumb Point Projection - Accurately transfers points from floor to ceiling
 - Over-the-Track Application Design - Accurately transfer and align points by magnetically mounting to metal surfaces
 - Automatic Out-of-Level Sensing - Blinking points indicate out-of-level condition
 - Robust and Ergonomic Over-Molded Housing - Water and dust protection to ensure dependable operation and sure grip
- Includes:** Belt Pouch

See Class 2M Warning on page 236.

GPL3T - Torpedo 3-Point Alignment Laser



INTERIOR **100ft**
30m

- 3-Point Plumb, Level and Square Point Projection - Accurately transfers and aligns plumb, level, square and grade points
 - Patented Diamond-Cut Beam Splitter - Single diode projects all points for superior accuracy
 - Versatile Positioning Capability - With precision bubble vials, leveling base, pipe-groove, magnets, 1/4" x 20 tripod mount, alignment shoulders, positioning tip and strap slots
- Includes:** Leveling Base, Belt Pouch, (3) AAA Batteries

See Class 2 Warning on page 236.



Versatile Positioning Capability

Precision Bubble Vials, Leveling Base, V-groove Magnets, 1/4-20 Tripod Mount, Alignment Shoulders, Positioning Tip and Strap Slots

Specifications

Model#	Accuracy	Range	Leveling Type	Laser Diode	Mount Threading	Power	Operating Temperature	Dimensions	Weight (lbs.)
GPL3	Up to ±1/4" at 100'	Up to 100'	Self-Leveling, Up to ±5°	Class 2, 635 nm, ≤ 1 mW	1/4-20	(3) AA batteries	14° F up to 122° F	4.125" x 3.125" x 1.625"	0.9
GPL2	Plumb Up: ±1/8" at 50' Plumb Down: Up to ±1/4" at 10'	Up to 30'	Self-Leveling, Up to ±5°	Class 2M, 650 nm, ≤ 1 mW	1/4-20	(3) AA batteries (not included)	32° F up to 104° F	2.52" x 4.61" x 4.25"	1.2
GPL3T	Up to ±1/4" at 75'	Up to 100'	Manual	Class 2, 635 nm, ≤ 1 mW	1/4-20	(3) AAA batteries	14° F up to 122° F	9.5" x 1" x 1.75"	1.6



A New Angle on Corner Measurement

DAF220K Digital Angle Finder Kit

Four Tools In One:
Angle Finder, Cut Calculator,
Protractor and Level

Versatile Memory
Stores an Angle Measurement
(Such as Crown Molding Spring
Angle) for Repeated Use

Precision Angle Finder
Measures the Exact Angle of
Existing Surface within 0.1°


Simple Miter Cut Calculator
Calculates the Exact Miter Angle
Needed for Perfect Fit of Base-
board, Picture Frames and More

Compound Cut Calculator
Calculates the Exact Miter and
Bevel Angles Needed for a Perfect
Fit of Crown Moldings and More



Leg Extension
for Confined Areas

Easy Calculation of Cut Angles



1 Measure 1st Angle



2 Measure 2nd Angle



3 Display the Exact Miter and
Bevel Angles at the Touch of
a Button for a Perfect Fit

DAF220K - Digital Angle Finder



INTERIOR MITER FINDER™

- Precision Angle Finder - Measures the exact angle of existing surface within 0.1°
 - Simple Miter Cut Calculator - Calculates the exact miter angle needed for perfect fit of baseboard, picture frames and more
 - Compound Cut Calculator - Calculates the exact miter and bevel angles needed for a perfect fit of crown moldings and more
 - Versatile Memory - Stores an angle measurement (such as crown molding spring angle) for repeated use
 - Leg Extension - For confined areas
- Includes:** Leg Extension, Carrying Case, (4) AA Batteries

Specifications

Model#	Measuring Range	Compound Cut Input Angle Range	Simple Miter Cut Input Angle Range	Readout Accuracy	Leg Extension Length	Leg Extension Range	Leveling Vial Accuracy	Power	Battery Life	Automatic Shut-off Time	Dimensions	Weight (lbs.)
DAF220K	0° - 220°	0° - 180°	0° - 220°	± 0.1°	16"	0 - 6.75"	± 0.05°	(4) AA Batteries	130 Hours	3 Minutes	17" x 1.375" x 2.375"	2.4

Bosch Innovation Meets Laser Measuring

The longest range and more features make this the most versatile indoor/outdoor laser distance measurer yet!



GLR825 Laser Distance Measurer

Measuring Distance up to 820'
For Indoor and Outdoor Applications

**Functional and Easy to Use
Laser Distance Measurer**
Easily Provides Precise Results to Increase Your Productivity

**Integrated 1.6x
Magnification View Finder**

Large, Illuminated
Four-Line Display

Glass Lens with Ceramic
Optics Carrier for Durability
and Robustness

Multi-Functional Extension Pin
with Two Stable Positions

Built-in Memory Storage
up to 30 Measurements

IP54 Dust and Water
Protection



Integrated View Finder



1.6x Magnification for Long
Distance Applications
(Available only with GLR825)



Laser Spot is Always Clearly
Visible - Even in Bright Sunlight

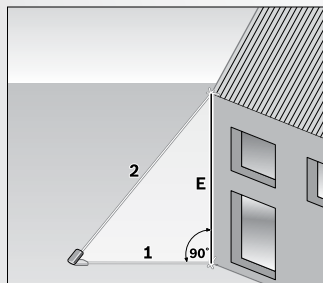
Recommended Accessories

DLA001 Laser
View-Enhancing
Glasses for Easier
Laser Visibility

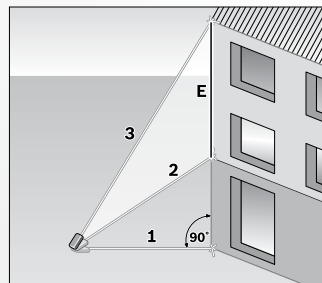


DLA002 Laser
View-Enhancing Target
for Easy Target Aiming

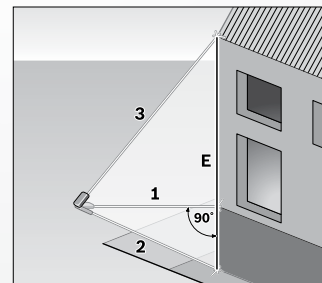
More Than A Distance Measurer – Newly Added Features Quickly Provide Solutions at Your Fingertips



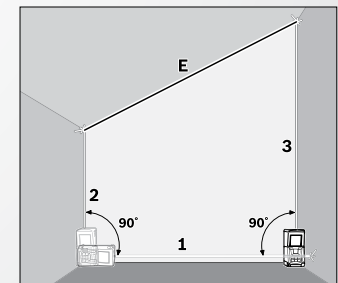
Single Indirect/Pythagoras
for measuring height from a
distance



Double Indirect/Pythagoras for
measuring portions of a total
height



Combined Indirect/Pythagoras
for measuring total height
from a distance



Trapezoid Function for
calculating angled surfaces
such as sloped ceilings

GLR825 – Laser Distance Measurer



Coming Soon

NEW INTERIOR EXTERIOR **820ft**
250 m

- Measuring Distance up to 820' (250 m) for Indoor and Outdoor Applications
- Measuring Modes - Length, area, volume, min./max., continuous, single indirect, double indirect, combined indirect length, stake out, trapezoid, multi-surface area and timer measurements for maximum versatility
- Accuracy up to $\pm 0.04"$ (± 1 mm)
- Integrated 1.6x Magnification View Finders - for long range measurements
- Multi-functional Extension Pin - with two stable positions for precise measurements
- Glass Lens with Ceramic Optics Carrier - for durability and robustness
- Large, Illuminated Four-line Display for Easy Readability
- User-friendly Keypad with Intuitive Graphic Display
- Built-in Memory Storage up to 30 Measurements
- Integrated Bubble Vial for Visual Reference when Measuring Horizontal Distances
- IP54 Dust and Water Protection - Ensures reliability in all job site conditions

Includes: Belt Pouch, Hand Strap, (4) AAA Batteries

See Class 2 Warning on page 236.

GLR500 – Laser Distance Measurer



Coming Soon

NEW INTERIOR EXTERIOR **492ft**
150 m

- Measuring Distance up to 492' (150 m) Indoor and Outdoor Applications
- Measuring Modes - Length, area, volume, min./max., continuous, single indirect, double indirect, combined indirect length, stake out, trapezoid, multi-surface area and timer measurements for maximum versatility
- Accuracy up to $\pm 0.04"$ (± 1 mm)
- Multi-functional Extension Pin - with two stable positions for precise measurements
- Glass Lens with Ceramic Optics Carrier - for durability and robustness
- Large, Illuminated Four-line Display for Easy Readability
- User-friendly Keypad with Intuitive Graphic Display
- Built-in Memory Storage up to 30 Measurements
- Integrated Bubble Vial for Visual Reference when Measuring Horizontal Distances
- IP54 Dust and Water Protection - Ensures reliability in all job site conditions

Includes: Belt Pouch, Hand Strap, (4) AAA Batteries

See Class 2 Warning on page 236.

GLR225 – Laser Distance Measurer



Coming Soon

NEW INTERIOR **230ft**
70 m

- Seven Measuring Modes - Length, area, volume, min./max., continuous, indirect length, multi-surface area measurements for versatile applications
- Four Measuring Reference Points - Back, front, swing-out extension pin for measuring from inside corners or channels, or center of optional tripod
- Multi-Surface Area Mode - Calculates the total area of several individual surfaces with a common length or height
- Min./max. Measurement Mode - For accurate measurement to the shortest / longest distance from a fixed reference point
- Indirect Length Measurement Mode - Calculate inaccessible distances that cannot be measured directly (due to obstruction or lack of reflecting surface)
- Built-in Bubble Vial - Provides visual reference when measuring horizontal distances
- Four Measurement Systems - Inches, feet and inches, decimal feet, and metric
- Pocket-sized - Only 4" (10 cm) tall.

Includes: Belt Pouch, Hand Strap, (4) AAA Batteries

See Class 2 Warning on page 236.

DLR130K – Laser Distance Measurer



INTERIOR **130ft**
40 m

- Four Measurement Systems - Inches, feet and inches, decimal feet and metric
- Length, Area and Volume Measuring Capability
- Continuous Length Mode - Measurement automatically adjusts when walking-off distances
- Precision Laser Measuring Technology Laser Beam Does both Pointing and Measuring
- Pocket-Sized - Only 4" Tall
- Two Measuring Reference Points - Back and front of tool
- Ergonomic Soft-grip Area - For sure grip and comfort

Includes: Belt Pouch, (4) AAA Batteries

See Class 2 Warning on page 236.

Specifications

Model#	Range	Accuracy	Laser Diode	Power (batteries)	Battery Service Life: Individual Measurements	Measuring Time, Typical	Measuring Time, Max.	Operating Temp	Dimensions	Integrated Viewfinder	Illuminated Display	Weight (oz.)
GLR825	2" to 820'	$\pm 0.04"$	Class 2, 635 nm, < 1 mW	(4) AAA	Approx. 20,000	< 0.5 sec.	4 sec.	14° F up to 122° F	4.7" x 2.6" x 1.5"	Yes	Yes	8.5
GLR500	2" to 492'	$\pm 0.04"$	Class 2, 635 nm, < 1 mW	(4) AAA	Approx. 20,000	< 0.5 sec.	4 sec.	14° F up to 122° F	4.7" x 2.6" x 1.5"	No	Yes	8.5
GLR225	2" to 230'	$\pm 1/16"$	Class 2, 635 nm, < 2 mW	(4) AAA	Approx. 30,000	< 0.5 sec.	4 sec.	14° F up to 122° F	4" x 2.3" x 1.3"	No	No	6.35
DLR130K	2" to 130'	$\pm 1/16"$	Class 2, 635 nm, < 2 mW	(4) AAA	Approx. 30,000	< 0.5 sec.	4 sec.	14° F up to 122° F	4" x 2.3" x 1.25"	No	No	6.35

The Most Innovative Digital Multi-Detector

Bosch Patented Ultra Wide Band (UWB) Radar Technology offers a wide range of detection performance - up to 6" (15 cm)



D-TECT150 Digital Multi-Detector

Metal Detection

in Concrete up to 6" (15cm) Deep

Electrical Copper Wiring Detection

up to 3-1/8" (8 cm) Deep

Plastic Pipe Detection

Pipes over 1" Diameter are
Detectable up to 2-3/8"
(6 cm) Deep in Concrete Mode

Wood Studs Detection
up to 1-1/2" (3.8 cm) Deep

Five Detection Modes:
Choose the Specific Construction
Barrier - Concrete, Deep Concrete,
Filled Pipes, Drywall and Masonry

Calibration-free:
Ready to use Anytime



Large Illuminated Display
Shows the Exact Location
of the Object's Depth,
Center, Width and Edge

Four-Wheel Design
for Easy and Smooth
Maneuverability Across
Surfaces

Ergonomic Handle with
Soft Grip for Easy Use

Large LED
Detection Indicator

Audible Detection Signal
Easily Switches On and Off

Detects Ferrous and Non-Ferrous Metals, Wood, Live Wiring and Plastic Pipes



Measuring and Layout Tools

Digital Detectors

227

D-TECT150 - Digital Multi-Detector



NEW INTERIOR EXTERIOR

- Deep Detection Capability - Metal detection in concrete up to 6" (15cm) deep
 - Electrical Copper Wiring Detection- Up to 3-1/8" (8 cm) deep
 - Plastic Pipe Detection - Pipes over 1" diameter are detectable up to 2-3/8" (6 cm) deep in Concrete Mode
 - Wood Studs Detection - Up to 1-1/2" (3.8 cm) deep
 - Five Detection Modes: Choose the specific construction barrier - concrete, deep concrete, filled pipes, drywall and masonry
 - Large Illuminated Display - Shows the exact location of the object's depth, center, width and edge
 - Calibration-free - Ready to use anytime
 - Ergonomic Handle - Soft grip for easy use
 - Four-Wheel Design - Easy and smooth maneuverability across surfaces
 - Large LED Detection Indicator
 - Audible Detection Signal - Easily switches on and off
 - Multi-language Options - English, French, Spanish, German, Italian and Polish
- Includes:** Soft Carrying Case, (4) AA Batteries

Coming Soon

DMD4K - Digital Multi-Detector



INTERIOR

- Multi-functional Detection of Ferrous and Non-ferrous Metals (Rebar, Studs and Pipes), Wood Studs and Live Wiring
 - Deep Metal Detection Capability - Detects steel up to 4" deep, even in concrete
 - Illuminated Ring Around Marking Hole - Changes from green to red to provide clear indication of detection
 - Zoom Feature in Metal Mode - For enhanced precision in detecting small objects, locating centers of large objects, and distinguishing between close objects
 - Autocalibration In Metal Mode - Metal scan can be started at any location
 - Informative LCD Display - Indicates mode, detection strength and more
 - Audible Detection Signal - Easily switches on and off
 - Ergonomic Soft Grip Area
 - On-tool Marking Pencil Storage - Accepts standard pencil width
- Includes:** 2 Marking Pencils, Belt Pouch, 9V Battery

This Old House - Best New Tools 2008

American Woodworker Jan 2008 - Great New Products for 2008

Specifications

Model#	Max. Detection Depths Metal (Ferrous and Non-Ferrous)	Max. Detection Depths Electrical Copper Wiring (120V AC, 50 / 60Hz)	Max. Detection Depths Plastic Pipes (>1" (in Concrete Mode)	Max. Detection Depths Wood Substructures (Studs)	Power	Dimensions	Weight (lbs.)
D-TECT150	Up To 6"	Up To 3-1/8"	Up To 1-1/2"	Up To 2-3/8"	(4) AA Batteries	8.7" x 3.8" x 4.7"	1.6
DMD4	Steel: 4" Copper: 3-1/8"	2"	N/A	3/4"	(1) 9V Batteries	8" x 3.25" x 1.2"	0.53

Measuring and Layout Tools



Horizontal and Vertical Self-Leveling Rotary Lasers

Fast, fully automatic and self leveling in both axis for level and alignment applications. Ideal of all indoor and outdoor jobsites



GRL300HV

Horizontal and Vertical Electronic Self-Leveling Rotary Laser with 90° Layout Beam

Beam Customization

Four Lengths (0°, 10°, 25°, 50°) and Three Rotation Speed Settings (150, 300, 600 Rpm) for Diverse Application and Lighting Conditions

New Shock Warning Function

This great feature gives an indication when the laser may have been moved or disturbed from its self-leveled condition

Smart Electronic Self-Leveling Systems

Keeps the Unit Level or in Vertical in all Conditions or Vibrations Conditions

Full Range of Visibility Features - Scan and speed settings plus manual spot position makes for easy set up and alignment

Easy to Check Field Calibration with Shock Warning Indication - Easy to Maintain Accuracy and Prevent Downtime

Robust Construction with IP54 Protection and Rated for 1m Drop Test



Easy to Load and Unload Battery Compartment



Ideal for level and alignment of interior construction jobs including ceilings, walls and partitions



Convenient leveling of floors, concrete and all interior and exterior surfaces



GRL300HV Kit

RC1 Remote Control, Laser Glasses, Wall Mount, Magnetic Target, (2) D Batteries. Options include: GR16 Rod and Tripod

Measuring and Layout Tools

Rotary Lasers

GRL300HV - Horizontal and Vertical Electronic Self-Leveling Rotary Laser with 90° Layout Beam



NEW

INTERIOR EXTERIOR



1000ft
300 m

- Horizontal and Vertical Self Leveling for Level and Alignment, Plus a 90-degree Layout Beam
- Easy to Check Field Calibration with Shock Warning Indication - Easy to maintain accuracy and prevent downtime
- Smart Electronic Self Leveling System - Self Levels, senses and indicates out-of-level condition for security and accuracy on the job
- Full Range of Visibility Features - Scan, speed, adjustable head and remote
- Robust Construction with IP54 Protection and Rated for 1m Drop Test
- Beam Customization - Four lengths (0°, 10°, 25°, 50°) and three rotation speed settings (150, 300, 600 rpm) for diverse application and lighting conditions
- New Shock Warning Function

Includes: Laser Glasses, Remote Control RC1, Magnetic Target, WM4 Wall Mount, Hard Carrying Case, (2) D Batteries

Recommended: LR1 Detector With Rod Bracket, GR16 Leveling Rod, BT160 Tripod

See Class 2 Warning on page 236.

Coming Soon

GRL160DHV - Dual-Axis Self-Leveling Rotary Laser



INTERIOR EXTERIOR



1000ft
300 m

- Patented Dual-laser System - Separate horizontal and vertical lasers for use together or individually for both indoor and outdoor applications
- Easy Field Recalibration - Maintain accuracy and prevent downtime
- Smart Pendulum Leveling System - Self-levels, senses and indicates out-of-level condition
- Patented Motorized Microfine Plumb Alignment - Allows left/right vertical beam adjustment without unit relocation
- Beam Customization - Six lengths (3°, 10°, 30°, 45°, 90° and 120°) and three rotation speed settings (350, 600, 1200 rpm) for diverse application and lighting conditions

Includes: RCR1 Remote Control/Receiver, Laser Glasses, Magnetic Target, Rod Bracket, Wall Mount, Hard Carrying Case, 4 D Batteries, 9V Battery

Recommended: BT160 Tripod and GR16 Leveling Rod

See Class 3R Warning on page 236.



- Laser Receiver with Built-in Remote Control - Radio-frequency remote allows for control of all functions
- 500-ft RF Remote Range - No direct line of sight required and obstructions are no problem
- LCD Display on Both Sides - For easy beam location readout

Specifications

Model#	Accuracy (Horizontal)	Accuracy (Vertical)	Range	Leveling Type	Laser Diode	Power	Mount Threading	Operating Temperature	Dimensions	Weight (lbs.)
GRL300	Up to ±1/8" at 100'	Up to ±1/8" at 100'	Up to 1000'	Self-Leveling, Up to ±6°	Class 2, 635 nm, ≤ 5 mW	(2) D Batteries	5/8-11	14° to 122° F	7.5" x 7" x 6.7"	3.75
GRL160DHV	Up to ±1/8" at 100'	Up to ±1/4" at 100'	Up to 1000'	Self-Leveling, Up to ±6°	Class 3R, 635nm, ≤ 5 mW	(4) D Batteries	5/8-11	14° to 122° F	10.25" x 6.9" x 9.75"	7



Go Further with Precision

Telescoping Pole System, Positioning Devices and Laser Receivers

LR1 Rotary Laser Receiver

Works with Bosch and All Red Light Rotary Lasers

For Convenient Usage at Greater Distances

Dual-Sided LCD Display

For Easy Visual Readout on Both Sides of Receiver

Built-in Heavy Duty Magnets

For Secure Attachment to Metal Surfaces. Ideal for Suspended Ceiling Installations



Ergonomic Soft Housing Material for Secure Grip and Comfort



Simple and Secure Assembly to Leveling Rod with Mounting Bracket for Quick and Accurate Leveling Applications



LCD Arrow Display and Selectable Audio Signal Give Clear High-Low-Ongrade Position Indication

BP350 Telescoping Pole System for Line Laser Tools

Laser Tool
Not Included



Telescoping Pole - Anti-Slip Surface on Foot and Ball
Jointed Head Plate for Secure Placement at Floor and Ceiling



Complete Line Laser Tool Positioning System

Pole, Clamp and Tool Mount are all Included

Swiveling Threaded Tool Mount

(1/4-20) for Attachment of Line or Point Layout Lasers



Quick-Set Mounting Clamp

Easy Placement at Virtually any Height between Floor and Ceiling



LR1 - Rotary Laser Receiver



Coming Soon

NEW INTERIOR EXTERIOR

- Dual-Sided LCD Display - For easy visual readout on both sides of receiver
- Works with all Red Beam Rotating Lasers
- Built-In Heavy Duty Magnets - for secure attachment to metal surfaces - Ideal for suspended ceiling installations for convenient usage at greater distances
- LCD Arrow Display and Selectable Audio Signal Give Clear High-Low-Ongrade Position Indication
- Ergonomic Soft-Grip for secure grip and comfort

Includes: Mounting Bracket, 9V Battery

Works with: GRL300HV, GRL160HV, GRL145HV and most rotary lasers

LR2 - Line Laser Receiver



INTERIOR EXTERIOR

- Dual-Sided LCD Display - For easy visual readout on both sides of receiver
- Works with Bosch Self-Leveling Cross-Line Lasers - GLL2-50, GLL2-80 and GLL3-80 with "Pulse" Receiver Mode
- Built-In Heavy Duty Magnets - for secure attachment to metal surfaces - Ideal for suspended ceiling installations for convenient usage at greater distances
- Indicator Lights and Audible Detection Signal On/Off - For ease of use in various job site conditions
- Ergonomic Soft-Grip - For secure grip and comfort

Includes: Mounting Bracket, 9V Battery

Works with: GLL3-80, GLL2-80 and GLL2-50

BP350 - Telescoping Pole System for Laser Tools



INTERIOR EXTERIOR

- Complete Laser Tool Positioning System - Pole, Clamp and Tool Mount are all included
- Swiveling 1/4-20 Threaded Mount - For attachment of line or point layout laser
- Quick-Set Clamp - Easy placement at virtually any height between floor and ceiling
- Anti-Slip Surface on Foot and Ball - Jointed Head Plate for secure placement at floor and ceiling

Includes: Telescoping Pole, Tool Mount, Mounting Clamp, Soft Carrying Case

WM1 - Positioning Device for Line and Point Lasers



INTERIOR EXTERIOR

- Compatible with Bosch BP350 Telescoping Pole - For maximum versatility in setting height
- Microfine Height Adjustment - System for quick adjustment and secure locking of the working height
- Retractable Feet for Freestanding Use - For usage as a mini tripod
- Multi-Mounting Systems - Strong magnets, 1/4-20 and 5/8-11 thread, slots for screws or nails, raceways for optional straps
- Swiveling Threaded Mount (1/4-20) - For attachment of line or point layout laser

Specifications

Model#	Accuracy (fine/medium)	Suggested Tools	LCD Display	Audible Signal	Height Adjustment Range	Tool Mount Threading	Maximum Tool Weight	Dimensions	Weight (lbs.)
LR1	±1 mm / ±3 mm	GRL300HV - 1000', GRL160DHV - 1000'	Dual-Sided	ON/OFF	N/A	N/A	N/A	5.8" x 2.8" x 1.2"	0.79
LR2	±1 mm / ±3 mm	GLL3-80, GLL2-80 - 265', GLL2-50 - 165'	Dual-Sided	ON/OFF	N/A	N/A	N/A	5.9" x 2.9" x 1.6"	0.44
BP350	N/A	N/A	N/A	N/A	4.6' - 11.5'	1/4 - 20	4.4 lbs	4.6' - 11.5' height	5.5
WM1	N/A	N/A	N/A	N/A	2.5"	1/4 - 20 and 5/8 - 11	2.2 lbs	5.75" x 9.25" x 12.38"	1.2

Proven Durability and Quality for Traditional Leveling Applications

GOL26

Automatic Optical Level

Both Horizontal/Vertical Crosshairs and Stadia Lines

Measures Level, Alignment and Estimates Distance

26x-Power Lens

For Excellent Magnification

Self-Leveling Compensator with Transport Lock

Protects Pendulum in Carrying Case Against Damage and Loss of Calibration



Horizontal Circle Graduation for Determining Angles in 1° Increments with Fine-Motion Knob

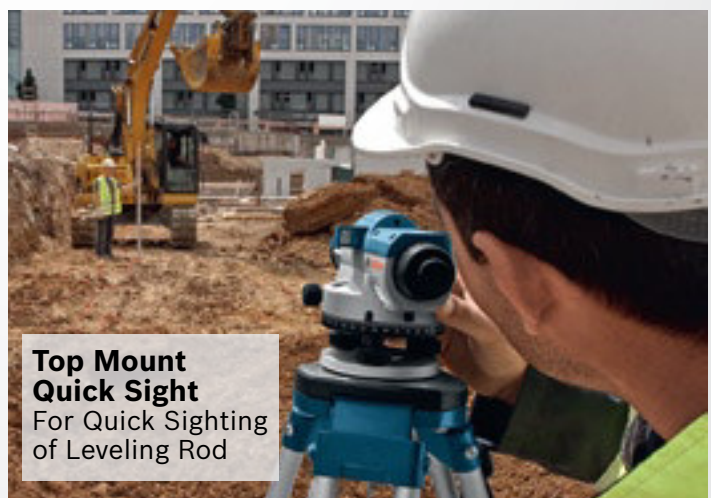

Large Aperture Allows More Light for a Sharper Image



Circular Bubble Vial with 90° Mirror for Easy, Fast Set-Up

Solid Metal Base with Three Precision Leveling Screws Provides Stability in all Weather for Precision Leveling (IP54)

Use with GR16 **16' Telescoping Aluminum Leveling Rod** and BT170 HD **Heavy-Duty Aluminum Tripod** (not included)



Top Mount Quick Sight
For Quick Sighting of Leveling Rod

GOL26 – Automatic Optical Level



EXTERIOR



330ft
100m

- Self Leveling Compensator with Transport Lock - Protects pendulum in carrying case against damage and loss of calibration
 - 26X-Power Lens - For excellent magnification
 - Solid Metal Base with Three Precision Leveling Screws - Provides stability in all weather for precision leveling (IP54)
 - Circular Bubble Vial with 90° Mirror - For easy, fast set-up
 - Both Horizontal/Vertical Crosshairs and Stadia Lines - Measures level, alignment and estimates distance
 - Horizontal Circle Graduation - For determining angles in 1° increments with fine-motion knob
 - Large Aperture - Allows more light for a sharper image
 - Top Mount Quick Sight - For quick sighting of leveling rod
 - IP54 Dust and Water Protection - Ensures reliability in all job site conditions
- Includes:** Plumb Bob, Hard Carrying Case, Tool Kit


GR16 - 16' Telescoping Aluminum Leveling Rod



EXTERIOR

- Maximum Height extended - 16 feet graduated in Feet / Inches / 8ths
- Anodized Aluminum Sections - Imprinted with weather and corrosion resistant inks
- Injection Molded Sectional Joints and High Strength Locking Buttons
- Lightweight and Durable Aluminum Alloy
- Section Clamping Style - High strength locking buttons

GR500 - Aluminum Telescopic Leveling Rod



NEW

EXTERIOR

- Grad I "E" Type Metric Rod
- Maximum Height Extended - 5 meters graduated in Meters / Centimeters
- Anodized Aluminum Sections - Imprinted with weather and corrosion resistant inks
- Injection Molded Sectional Joints and High Strength Locking Buttons
- Lightweight and Durable Aluminum Alloy
- Section Clamping Style - High Strength Locking Buttons

Specifications

Model#	Accuracy	Range	Leveling Type	Mount Threading	Max Length	Graduations	Sections	Section Clamping Style	Weight (lbs.)
GOL26	Up to ±1/16" at 100'	Up to 330'	Magnetically Dampened Compensator	5/8-11	N/A	N/A	N/A	N/A	3.7
GR16	N/A	N/A	N/A	N/A	16'	Feet / Inches / 8ths	5	High Strength Locking Buttons	4.5
GR500	N/A	N/A	N/A	N/A	5-m	Meters / Centimeters	5	High Strength Locking Buttons	4.5



A New Stand in Measuring Tools: Tripods that Measure Up

BT300 HD

Heavy-Duty Aluminum Elevator Tripod



Precise Graduations

Graduated in Centimeters/ Millimeters and Feet/Inches to Facilitate Precise Changes in Elevation of the Instrument



Gear and Rack System

Main Column Height Adjustment Range of 20" with Metal Gear and Rack System for Smooth Continuous Motion

Up to 9' of Adjustable Height

Additional 25" of Height Range Available with Extension Column for a Total Height Range of 110"

Quick Clamp Release



Lightweight and Durable Aluminum Design Hinges, Clamps, and Shoe Casting

Ideal for Rotary Lasers on the Job Site



All-Surface Rubber Feet with Retractable Sharp Metal Points



Collet Locks Provide Firm, Positive Locking Action

Over 9 Feet of Job Site Stability



BT300HD - Heavy-Duty Aluminum Elevator Tripod



NEW

INTERIOR EXTERIOR

110in
279 cm

- Quick Release Tripod with Two Section Adjustable Center Column
 - Lightweight and Durable Aluminum Design - Hinges, clamps, and shoe casting
 - Collet locks provides firm, positive locking action
 - Main Elevator Column is Graduated in Centimeters/Millimeters and Feet/Inches to Facilitate Precise Changes in Elevation of Instrument.
 - Main Column Height Adjustment Range of 20" (51 cm) with Metal Gear and Rack System for Smooth Continuous Motion.
 - Additional 25" of Height Range Available with Extension Column for a Total Height Range of 45"
 - Metal, Heavy-Duty Folding Elevator Crank Handle
 - 5/8-11 Thread Stud
- Includes:** Heavy Duty Poly-webbing Shoulder Strap

BT170HD - Heavy-Duty Aluminum Tripod



NEW

EXTERIOR

65in
165 cm

- Lightweight Heavy Gauge Aluminum Design with Added Stability of Double Banded Legs
 - Positive Locking Quick Clamp
 - Electrostatic Powder-Painted Casting for a Durable and Long-Lasting Finish
 - Stronger and More Rigid than Comparable Tripods
 - Hinges Attached with Screws, Not Rivets
 - 5/8-11 Thread Stud, Flat-Head Tripod - Universal with String Hook for Plumb Bob
- Includes:** Heavy Duty Poly-Webbing Shoulder Strap

BT160 - Aluminum Contractors' Tripod



EXTERIOR

63in
160 cm

- Lightweight and Durable Aluminum Design - Hinges, Clamps and Shoe Casings
 - Electrostatic Powder-Painted Casting for a Durable and Long-Lasting Finish
 - Positive Locking Quick Clamp
 - 5/8-11 Thread Stud, Flat-Head Tripod - Universal with String Hook for Plumb Bob
- Includes:** Heavy Duty Poly-Webbing Shoulder Strap

Specifications

Model#	Head Type	Thread Mount	Extended Height	Closed Height	Clamping Style	Weight (lbs.)
BT300 HD	Flat, Elevator	5/8 - 11	110" (279 cm)	47" (119 cm)	Quick Clamp	16 (7.2 kg)
BT170 HD	Flat	5/8 - 11	65" (165 cm)	42" (107 cm)	Quick Clamp	12 (5.5 kg)
BT160	Flat	5/8 - 11	63" (160 cm)	38" (97 cm)	Quick Clamp	9 (4.1 kg)

A new
angle
on layout




Now you can perfect 90° and 45° wall and floor layout with the **NEW GTL3 wall/floor covering laser**. For precision and durability to help you work smarter, better, faster— take another look at the name you already know.




BOSCH
Invented for life

www.boschtools.com

Laser products shown in this catalog have the below applicable safety labels referred to by their listed classification.

 IEC 60825-1:2007-03
≤1 mW @ 630-670 nm
2

Laser Radiation. Do not stare into the beam.
Class 2 Laser product
Complies with 21 CFR 1040.10 and 1040.11 except for deviations pursuant to Laser Notice 50, 6/24/2007
Radiación Láser. No mire al rayo
Producto Láser de Clase 2
Cumple con las normas 21 CFR 1040.10 y 1040.11, excepto por las desviaciones conforme al Aviso para láseres 50 del 24 de junio de 2007
Rayonnement laser. Ne regardez pas directement dans le faisceau.
Produit laser de Classe 2
Conforme à 21 CFR 1040.10 et 1040.11, sauf pour les écarts suivant l'Avis laser 50, 24/6/2007

 IEC 60825-1:2007-03
≤1 mW @ 630-670 nm
2M

Laser Radiation. Do not stare into the beam or view directly with optical instruments
Class 2M Laser product
Complies with 21 CFR 1040.10 and 1040.11 except for deviations pursuant to Laser Notice 50, 6/24/2007
Radiación Láser. No mire hacia el rayo. No mirar con instrumentos ópticos.
Producto Láser de Clase 2M
Cumple con las normas 21 CFR 1040.10 y 1040.11, excepto por las desviaciones conforme al Aviso para láseres 50 del 24 de junio de 2007
Rayonnement laser. Ne pas regarder le rayon. Ne pas regarder avec instruments
Produit laser de Classe 2M
Conforme à 21 CFR 1040.10 et 1040.11, sauf pour les écarts suivant l'Avis laser 50, 24/6/2007

 IEC 60825-1:2007-03
≤5 mW @ 630-670 nm
3R

Laser Radiation. Avoid direct eye exposure.
Class 3R Laser product
Complies with 21 CFR 1040.10 and 1040.11 except for deviations pursuant to Laser Notice 50, 6/24/2007
Radiación Láser. No mirar hacia el rayo.
Producto Láser de Clase 3R
Cumple con las normas 21 CFR 1040.10 y 1040.11, excepto por las desviaciones conforme al Aviso para láseres 50 del 24 de junio de 2007
Rayonnement laser. Ne pas regarder le rayon.
Produit laser de Classe 3R
Conforme à 21 CFR 1040.10 et 1040.11, sauf pour les écarts suivant l'Avis laser 50, 24/6/2007

Measuring and
Layout Tools



BOSCH

For more details visit
Boschtools.com

Dust Extraction and Specialty

Tools and Accessories



Section Guide

Tools

Dust Extraction	238
Foam Cutter	240
Heat Guns	240
Tap & Die Threading Tools	241-245

Accessories

Dust Extraction Accessories	238-239
Foam Cutter Accessories	240
Heat Gun Accessories	240

Dust Extraction/Specialty

Dust Extraction and Accessories

3931A-PB – Airsweep™ 13 Gallon Wet/Dry Vacuum Cleaner with Plastic Bag Capability


NEW

AIRSWEEP™

- 4 Modes of Operation for Maximum Vacuuming Versatility - Regular vacuum, Power Tool Activation, Pulse-Clean™, Pulse-Clean™ with Power Tool Activation
 - Activation by Power Tool - Allows power tool's switch to turn vac on and off. 7-second run-on to clear hose of remaining debris
 - Power Broker™ Dial - For allocating power (15 amps on a 15 amp circuit, 20 amps on a 20 amp circuit) between vacuum cleaner and connected power tool to optimize usage of the available power and avoid blown circuits. Also allows suction control for other purposes
 - Bosch Exclusive Pulse-Clean™ Electromagnetic Filter Cleaning System - Shakes the dual filter cartridges to remove dust and maintain maximum suction power
 - 4 Collection Systems - Tank-only, plastic bag, paper bag or slurry bag
 - VAC023 Plastic Bag with 10 Gallon Capacity - Holds 20x more concrete dust than paper bags
 - New VAC0PB Tank includes special air valve to equalize pressure inside and outside of plastic bag and hose port cap to contain dust after hose is removed
 - Fine Dust Filtration Capabilities - Captures 99.93% particles of 3.0 microns and larger in diameter
 - Large Rear Wheels and Front Casters with Rubber Tires, Plus Push Handle and Carrying Handle - For easy transportation
 - 6.5 Max HP/11.1 - Amp Motor with Soft-start and Bypass Cooling - Powerful suction with features to protect motor and extend its life
 - Wet Vacuuming Capability with Water Level Sensor and Drain Valve
 - Rugged Construction/Polypropylene Tank - Durable and rust free
 - Compact Size - Fits in crowded storage vans and tight storage areas
- Includes:** 35mm 9.85 Ft. Locking Hose, (2) Polyester Filters, Paper Bag, Plastic Bag

Abrasive Cut-off Grinder Dust Compatibility Charts, see page 165

Circular Saws Dust Compatibility Charts, see page 64

Drills Dust Compatibility Charts, see page 182

Grinders Dust Compatibility Charts, see page 163

Hammers Dust Compatibility Charts, see page 38

Jig Saws Dust Compatibility Charts, see page 61

Miter Saws Dust Compatibility Charts, see page 68

Routers Dust Compatibility Charts, see page 116

Sanders Dust Compatibility Charts, see page 145

Table Saw Dust Compatibility Charts, see page 71

Woodworker's Journal **Best Buy**

Vacuum Hoses

Airsweep™ Friction-Fit Vacuum Hoses

- Connect many Bosch power tools and dust extraction hood accessories to vacuum cleaners that have openings for standard 2-1/4" hoses
- Standard 2-1/4" friction fit



Item #	Description
VAC001	Lightweight, flexible 19mm, 15-ft. hose
VAC005	Swivel nozzle 35mm, 5-meter (16.4 ft.) hose

Airsweep™ Locking Vacuum Hoses

- Connect many Bosch power tools and dust extraction hood accessories to Bosch 3931 and 3931A Vacuum Cleaners
- For use ONLY with Bosch 3931 and 3931A Vacuum Cleaners (Not compatible with other vacuum cleaners)
- Anti-static model hoses prevent static shock and cling



Item #	Description
VAC006	35mm 5-Meter (16.4 ft.) - swivels at both ends of hose
VAC007	Anti-static 35mm 3-meter (9.85 ft.) - swivels at tool end of hose
VAC008	Anti-static 35mm 5-meter (16.4 ft.) - swivels at tool end of hose
VAC009	Anti-static 19mm 3-meter (9.85 ft.) - swivels at tool end of hose
VAC010	Anti-static 19mm 5-meter (16.4 ft.) - swivels at tool end of hose

Specifications

Model#	Rating	Max. Motor HP	Frequency	Canister Volume (gross)	Canister (net)	Dust Bag Volum (net)	Air Flow	Static Water Lift	Vauum Suction Pressure	Filter Cartridge Surface Area (ea.)	No. of Filter Cartridges	Total Filter Surface Area	Sound Pressure Level	Weight (lbs.)	Cord Length (ft.)	Hose Length	Hose Port Inside Diameter
3931A	120V	6.5	50-60 Hz	13.3 gal. (50ltr.)	11.35 gal. (45 ltr.)	5.5 gal. (21 ltr.)	130 CFM (61 ltr./sec.)	100 in.	248 millibars	4,300 cm ²	2	8,600 cm ²	69 db	45.7 with handle	25	9.85ft. (2 meters)	2-1/4"


BOSCH

For more details visit
Boschtools.com



Vacuum Hose Adapters

VAC002 Airsweep™ Vacuum Hose Adapter

- Connects 1-1/4" and 1-1/2" hoses to tools or attachments that have ports for 35mm hoses or 19mm hoses
- Fits inside 35mm ports on Bosch router, planer, grinder, and circular saw tools & accessories
- Fits over 19mm ports on Bosch sander, jigsaw, and hammer tools & accessories



VAC004 Airsweep™ Vacuum Hose Adapter

- Connects 35mm hoses to tools that have ports for 2-1/2" hoses



VAC003 Airsweep™ Vacuum Hose Adapter

- Connects 35mm hoses to tools that have ports for 1-1/4" hoses



VAC020 Airsweep™ Vacuum Hose Adapter

- Connects 2-1/2" hoses to tools that have ports for 35mm hoses



Vacuum Attachments

VAC011 Airsweep™ 6-pc. Vacuum Wand and Nozzle Kit

- Fits 35mm hoses and most 1-1/2" vacuum hoses
- 2 Straight Wands, 1 Curved Wand, 1 Floor Nozzle Set with 3 Inserts (smooth floor, carpet & squeegee) - VAC016, 1 Crevice Tool - VAC017, 1 Brush - VAC018



VAC016 Airsweep™ 3-pc. Vacuum Floor Nozzle Set

- Fits 35mm wands, hoses, and most 1-1/2" wands and hoses
- 1 Smooth-floor Nozzle, 1 Carpet Nozzle, 1 Squeegee Insert



Airsweep™ Vacuum Attachments

- Fits 35mm wands, hoses and most 1-1/2" wands and hoses



Item #	Description
VAC015	Universal Vacuum Floor Nozzle - for carpet or smooth surfaces
VAC017	Vacuum Crevice Tool - for clean-up in tight spaces
VAC018	Vacuum Brush

VAC014 Airsweep™ Wire Attachment Basket

- Stores Bosch 3931 and 3931A Vacuum Cleaner attachments
- Fits on the rear of 3931 and 3931A Vacuum Cleaners



Vacuum Filters & Bags

Airsweep™ Vacuum Filters

- Square filter geometry makes dust less likely to get trapped - High suction power is maintained
- Cartridge design makes filter installation extremely easy
- Filters stay in the vacuum cleaner even when wet vacuuming



Item #	Description
VAC012	Polyester Filter Cartridges (2 pack) - capture 99.93% of particles 3.0 microns or larger in diameter
VAC019	HEPA Filter Cartridges (2 pack) - capture 99.997% of particles 0.3 microns in diameter or larger Not for use when vacuuming water or wet materials

VAC013 Airsweep™ Paper Dust Bags (5 pack)

- Replacement dust bags for Bosch 3931 and 3931A Vacuum Cleaner
- For easier, cleaner disposal of vacuumed materials
- Only for use when vacuuming dry materials
- Recommended for vacuuming fine particles like drywall dust, plaster, cement, soot



VAC022 Airsweep™ Heavy-Duty Slurry Bags for Dry or Wet Material (3 pack)

- Heavy-duty dust bags for Bosch 3931 and 3931A Vacuum Cleaner, for easier, cleaner disposal of wet or dry vacuumed materials
- 2-layer, water-proof plastic fleece plus fine-pore cellulose filter paper
- Exceptionally tear-resistant
- Ideally suited for slurry-suction applications



VAC023 Airsweep™ Heavy-Duty Plastic Bags (3 pack)

- Heavy-duty plastic bag for use with Bosch 3931 and 3931A Vacuum Cleaners only when used with new VAC0PB Large Canister with Air Valve
- 10 gallons capacity - Holds more than 20x the amount of concrete dust than paper bags
- Ideal for concrete work - Unlike paper bags, there are no pores for dust to pass through or clog
- Exceptionally tear-resistant
- Includes attached cable tie for sealing bag when ready for disposal

NEW



Dust Extraction/Specialty

Specialty Tools and Accessories

1575A – Foam Rubber Cutter



- Heavy-duty for Fast, Production Cutting of All Densities of Foam Rubber and Flexible Plastic Foams
 - Versatile - Will cut all types of carpeting
 - Quick Tool-free Blade Change
 - Long, Paddle-type Switch and Slim Motor Housing Are Easy to Grip
- Includes:** Tool Body/Motor Unit Only - Order Blades, Guides & Footplate Separately

Accessories

Size	Blade Pair	Guide	Item #
3"	Blade Pair		2 607 018 013
3"		Guide	2 608 135 023
5"	Blade Pair		2 607 018 010
5"		Guide	2 608 135 020
8"	Blade Pair		2 607 018 011
8"		Guide	2 608 135 021
12"	Blade Pair		2 607 018 012
12"		Guide	2 608 135 022
Fits All Sizes	Footplate		2 608 000 908

1944LCDK – Programmable Heat Gun Kit



- 4 Easily-Storable Temperature and Airflow Combinations - Provide one-button access to the exact settings needed for key applications
 - Liquid Crystal Display - For precise setting of temperature and airflow
 - 109 Temperature Settings - Precision temperature control with setting every 10° from 120° - 1200° F
 - 10 Blower Air Volume Settings - Precision airflow control from 3.6 to 17.6 CFM (cubic feet per minute)
 - Cool Air Setting - Allows heating element to cool down
 - Ergonomic Soft Grip Handle - For comfort and control
- Includes:** Carrying Case

This tool not available in Canada

Accessories

Item #	Item Description
HG010	Heat Spreader
HG030	Deflector
HG040	Reflector
HG020	Heat Concentrator

1942 – Heat Gun



- Powerful Blower - Provides a high volume of air needed for industrial applications
- Air Intake Regulator - Adjusts the temperature to the requirements of the job
- Cool Air Setting - Allows heating element to cool down
- Integral Adjustable Stand - Allows stationary use with multi-position holder

This tool not available in Canada

Accessories

Item #	Item Description
3 609 390 500	Small Reflector
3 609 390 501	Large Reflector
3 609 390 502	Heat Concentrator

Specifications

Model#	Rating	Amperage	Available Blade Lengths	No Load Strokes/Min	Temperature Range	Temperature Adjustment Steps	Temperature Precision	Blower Air Volume	Length (in.)	Weight (lbs.)
1575A	120VAC	3.2	3", 5", 8" or 12"	3,200	N/A	N/A	N/A	N/A	9.75"	3.3
1944LCDK	120V-60Hz	13	N/A	N/A	120-1,200° F	10° F	+/-10° F	3.6 to 17.6 C.F.M	9.875"	2
1942	120VAC	14.3	N/A	N/A	750-1000° F	N/A	N/A	23 C.F.M.	8"	3.5

Tap & Dies

Heat Treated Carbon Steel
Long life and clean accurate threads

Rolled Threads
More accurate than machined threads

Black Oxide Coating
Corrosion resistance

Laser Etched Marking
Size identification won't wear off

Product Info - Tap Point Styles

Taper

- 8-10 chamfered threads at the tip ideal for starting threads in tough materials
- Longest chamfer of all three types
- Commonly used in through holes and with materials where a guide is necessary
- Requires less torque because of more working teeth

Plug (most widely used)

- General purpose tap, with 3-5 chamfered threads
- Used when there is sufficient room on a blind hole & tapping to the bottom is not important

Bottoming

- Used after the threads have been started
- 1-3 chamfered threads at the tip is just enough to start the hole and taps all the way to the bottom

8 - 10 threads



3 - 5 threads



1 - 2 threads



Tap & Die

Threading Tools

Black Oxide Plug Taps (bulk)



Item #	Description	# Pieces/Pack	Order in Multiples of	Master Pack Quantity	Corresponding Drill Size (if applicable)
95397	4-40 NC Plug Tap Black Oxide	5	5	100	#43
95406	6-32 NC Plug Tap Black Oxide	5	5	100	#36
95409	8-32 NC Plug Tap Black Oxide	5	5	100	#29
95412	10-24 NC Plug Tap Black Oxide	5	5	100	#25
95415	10-32 NF Plug Tap Black Oxide	5	5	100	#21
95418	12-24 NC Plug Tap Black Oxide	5	5	100	#16
95421	14-20 NS Plug Tap Black Oxide	5	5	100	#10
95432	1/4-20 NC Plug Tap Black Oxide	5	5	100	#7
95435	1/4-28 NF Plug Tap Black Oxide	5	5	100	#3
95438	5/16-18 NC Plug Tap Black Oxide	5	5	100	Ltr. F
95441	5/16-24 NF Plug Tap Black Oxide	5	5	100	Ltr. I
95444	3/8-16 NC Plug Tap Black Oxide	5	5	100	5/16
95447	3/8-24 NF Plug Tap Black Oxide	5	5	100	Ltr. Q
95450	7/16-14 NC Plug Tap Black Oxide	5	5	100	Ltr. U
95453	7/16-20 NF Plug Tap Black Oxide	5	5	100	25/64
95456	1/2-13 NC Plug Tap Black Oxide	5	5	100	27/64
95459	1/2-20 NF Plug Tap Black Oxide	5	5	100	29/64
95462	9/16-12 NC Plug Tap Black Oxide	1	1	50	31/64
95465	9/16-18 NF Plug Tap Black Oxide	1	1	50	33/64
95468	5/8-11 NC Plug Tap Black Oxide	1	1	50	17/32
95469	5/8-18 NF Plug Tap Black Oxide	1	1	50	37/64
95471	3/4-10 NC Plug Tap Black Oxide	1	1	50	21/32
95477	7/8-9 Plug Tap Black Oxide	1	1	25	49/64
95480	7/8-14 Plug Tap Black Oxide	1	1	25	13/16
95483	1-8 Plug Tap Black Oxide	1	1	25	7/8
96303	3mm x .50 Plug Tap Black Oxide	5	5	100	#40
96304	3mm x .60 Plug Tap Black Oxide	5	5	100	#39
96305	4mm x .70 Plug Tap Black Oxide	5	5	100	1/8
96306	4mm x .75 Plug Tap Black Oxide	5	5	100	1/8
96307	5mm x .80 Plug Tap Black Oxide	5	5	100	11/64
96308	5mm x .90 Plug Tap Black Oxide	5	5	100	#20
96309	6mm x 1.00 Plug Tap Black Oxide	5	5	100	13/64
96310	7mm x 1.00 Plug Tap Black Oxide	5	5	100	15/64
96311	8mm x 1.25 Plug Tap Black Oxide	5	5	100	17/64
96314	10mm x 1.25 Plug Tap Black Oxide	5	5	100	11/32
96315	10mm x 1.50 Plug Tap Black Oxide	5	5	100	11/32
96316	11mm x 1.50 Plug Tap Black Oxide	5	5	100	3/8
96317	12mm x 1.50 Plug Tap Black Oxide	5	5	100	13/32
96318	12mm x 1.75 Plug Tap Black Oxide	5	5	100	27/64

Black Oxide Taper Taps (bulk)



Item #	Description	# Pieces/Pack	Order in Multiples of	Master Pack Quantity	Corresponding Drill Size (if applicable)
95399	4-40 NC Taper Tap Black Oxide	5	5	100	#43
95408	6-32 NC Taper Tap Black Oxide	5	5	100	#36
95411	8-32 NC Taper Tap Black Oxide	5	5	100	#29
95414	10-24 NC Taper Tap Black Oxide	5	5	100	#25
95417	10-32 NF Taper Tap Black Oxide	5	5	100	#21
95420	12-24 NC Taper Tap Black Oxide	5	5	100	#16
95424	14-20 NS Taper Tap Black Oxide	5	5	100	#10
95434	1/4-20 NC Taper Tap Black Oxide	5	5	100	#7
95437	1/4-28 NF Taper Tap Black Oxide	5	5	100	#3
95440	5/16-18 NC Taper Tap Black Oxide	5	5	100	Ltr. F
95443	5/16-24 NF Taper Tap Black Oxide	5	5	100	Ltr. I
95446	3/8-16 NC Taper Tap Black Oxide	5	5	100	5/16
95458	1/2-13 NC Taper Tap Black Oxide	5	5	100	27/64
95461	1/2-20 NF Taper Tap Black Oxide	5	5	100	29/64



Black Oxide Bottoming Taps (bulk)



Item #	Description	# Pieces/Pack	Order in Multiples of	Master Pack Quantity	Corresponding Drill Size (if applicable)
95407	6-32 NC Bottoming Tap Black Oxide	5	5	100	#36
95410	8-32 NC Bottoming Tap Black Oxide	5	5	100	#29
95413	10-24 NC Bottoming Tap Black Oxide	5	5	100	#25
95416	10-32 NF Bottoming Tap Black Oxide	5	5	100	#21
95419	12-24 NC Bottoming Tap Black Oxide	5	5	100	#16
95423	14-20 NS Bottoming Tap Black Oxide	5	5	100	#10
95433	1/4-20 NC Bottoming Tap Black Oxide	5	5	100	#7
95436	1/4-28 NF Bottoming Tap Black Oxide	5	5	100	#3
95439	5/16-18 NC Bottoming Tap Black Oxide	5	5	100	Ltr. F
95442	5/16-24 NF Bottoming Tap Black Oxide	5	5	100	Ltr. I
95445	3/8-16 NC Bottoming Tap Black Oxide	5	5	100	5/16
95448	3/8-24 NF Bottoming Tap Black Oxide	5	5	100	Ltr. Q
95451	7/16-14 NC Bottoming Tap Black Oxide	5	5	100	Ltr. U
95457	1/2-13 NC Bottoming Tap Black Oxide	5	5	100	27/64

Black Oxide Pipe Taps (bulk)



Item #	Description	# Pieces/Pack	Order in Multiples of	Master Pack Quantity	Corresponding Drill Size (if applicable)
95492	1/8-27 NPT Pipe Tap Black Oxide	5	5	100	Ltr. R
95495	1/4-18 NPT Pipe Tap Black Oxide	5	5	100	7/16
95498	3/8-18 NPT Pipe Tap Black Oxide	5	5	100	37/64
B44504	1/2-14 NPT Pipe Tap Black Oxide	1	1	20	45/64
B44505	3/4-14 NPT Pipe Tap Black Oxide	1	1	10	59/64
B44506	1-11 1/2 NPT Pipe Tap Black Oxide	1	1	24	1-5/32

Black Oxide Pipe Dies (bulk)



Item #	Description	# Pieces/Pack	Order in Multiples of	Master Pack Quantity	Corresponding Drill Size (if applicable)
95739	1/8-27 Pipe Die Black Oxide	5	5	100	—
95738	1/4-18 Pipe Die Black Oxide	5	5	100	—
95740	1/4-18 1 7/16 Pipe Die Black Oxide	1	1	25	—
95722	3/8-18 1 7/8 Pipe Die Black Oxide	1	1	25	—
95735	1/2-14 1 7/8 Pipe Die Black Oxide	1	1	25	—
96336	1/8-28 Metric Pipe Die Black Oxide	5	5	100	—

Black Oxide Hex Dies (bulk)



Item #	Description	# Pieces/Pack	Order in Multiples of	Master Pack Quantity	Corresponding Drill Size (if applicable)
95680	4-40 Hex Die Black Oxide	5	5	100	—
95683	6-32 Hex Die Black Oxide	5	5	100	—
95686	8-32 Hex Die Black Oxide	5	5	100	—
95689	10-24 Hex Die Black Oxide	5	5	100	—
95692	10-32 Hex Die Black Oxide	5	5	100	—
95695	12-24 Hex Die Black Oxide	5	5	100	—
95706	3/16-32 Hex Die Black Oxide	5	5	100	—
95709	1/4-20 Hex Die Black Oxide	5	5	100	—
95712	1/4-28 Hex Die Black Oxide	5	5	100	—
95715	5/16-18 Hex Die Black Oxide	5	5	100	—
95718	5/16-24 Hex Die Black Oxide	5	5	100	—
95721	3/8-16 Hex Die Black Oxide	5	5	100	—
95724	3/8-24 Hex Die Black Oxide	5	5	100	—
95727	7/16-14 Hex Die Black Oxide	5	5	100	—
95730	7/16-20 Hex Die Black Oxide	5	5	100	—
95733	1/2-13 Hex Die Black Oxide	5	5	100	—
95737	1/2-20 1 7/16 Hex Die Black Oxide	1	1	25	—
95736	1/2-20 Hex Die Black Oxide	5	5	100	—
95734	1/2-13 1 7/16 Hex Die Black Oxide	1	1	25	—
B46022	9/16-12 1 7/16 Hex Die Black Oxide	1	1	100	—
B46023	9/16-18 1 7/16 Hex Die Black Oxide	1	1	100	—
B46024	5/8-11 1 7/16 Hex Die Black Oxide	1	1	100	—
B46025	5/8-18 1 7/16 Hex Die Black Oxide	1	1	100	—
B46026	3/4-10 1 7/16 Hex Die Black Oxide	1	1	100	—
B46027	3/4-16 1 7/16 Hex Die Black Oxide	1	1	100	—
B46028	7/8-9 1 13/16 Hex Die Black Oxide	1	1	100	—
B46029	7/8-14 1 13/16 Hex Die Black Oxide	1	1	100	—

Black Oxide Hex Dies (bulk) contnued

Item #	Description	# Pieces/Pack	Order in Multiples of	Master Pack Quantity	Corresponding Drill Size (if applicable)
B46030	1-8 1 13/16 Hex Die Black Oxide	1	1	100	—
95772	1-12 1-7/8 Hex Die Black Oxide	1	1	100	—
96320	3mm x .50 Hex Die Black Oxide	5	5	100	—
96321	3mm x .60 Hex Die Black Oxide	5	5	100	—
96322	4mm x .70 Hex Die Black Oxide	5	5	100	—
96323	4mm x .75 Hex Die Black Oxide	5	5	100	—
96324	5mm x .80 Hex Die Black Oxide	5	5	100	—
96325	5mm x .90 Hex Die Black Oxide	5	5	100	—
96326	6mm x 1.00 Hex Die Black Oxide	5	5	100	—
96327	7mm x 1.00 Hex Die Black Oxide	5	5	100	—
96328	8mm x 1.25 Hex Die Black Oxide	5	5	100	—
96330	9mm x 1.25 Hex Die Black Oxide	5	5	100	—
96331	10mm x 1.25 Hex Die Black Oxide	5	5	100	—
96332	10mm x 1.50 Hex Die Black Oxide	5	5	100	—
96333	11mm x 1.50 Hex Die Black Oxide	5	5	100	—
96334	12mm x 1.50 Hex Die Black Oxide	5	5	100	—
96335	12mm x 1.75 Hex Die Black Oxide	5	5	100	—

Black Oxide Screw Extractors (bulk)



Item #	Description	# Pieces/Pack	Order in Multiples of	Master Pack Quantity	Corresponding Drill Size (if applicable)
95785	#1 Sp. Screw Extractor Black Ox	5	5	500	5/64
95788	#2 Sp. Screw Extractor Black Ox	5	5	500	7/64
95791	#3 Sp. Screw Extractor Black Ox	5	5	500	5/32
95794	#4 Sp. Screw Extractor Black Ox	5	5	500	1/4
95797	#5 Sp. Screw Extractor Black Ox	5	5	500	17/64
95800	#6 Sp. Screw Extractor Black Ox	1	1	50	13/32
95803	#7 Sp. Screw Extractor Black Ox	1	1	50	17/32
95806	#8 Sp. Screw Extractor Black Ox	1	1	20	13/16
95809	#9 Sp. Screw Extractor Black Ox	1	1	20	1-1/8
B46212	(#1-5) 5 pc. Sp. Screw Extractor Black Ox (Carded)	5	1	20	—
95786	#1 Str. Screw Extractor Black Ox	5	5	500	1/8
95789	#2 Str. Screw Extractor Black Ox	5	5	500	3/16
95792	#3 Str. Screw Extractor Black Ox	5	5	500	15/64
95795	#4 Str. Screw Extractor Black Ox	5	5	500	5/16
95798	#5 Str. Screw Extractor Black Ox	5	5	500	3/8
95801	#6 Str. Screw Extractor Black Ox	1	1	50	15/32
95804	#7 Str. Screw Extractor Black Ox	1	1	50	9/16
B44815	(#1-5) 5 pc. Str. Screw Extractor Black Ox (Carded)	5	1	20	—

Black Oxide Tap & Die Case Sets

Item #	Description	# Pieces/Pack	Order in Multiples of	Master Pack Quantity
B46215	12pc Sp. Scr. Ex/Drill Set Black Ox	12	1	25
B44710	11pc Tap & Drill Set Black Oxide	11	1	10
B44711	12pc Tap Set Black Oxide	12	1	25
B44712	19pc. Tap & Die Set Black Oxide	19	1	5
B44713	58pc Tap & Die Set Black Oxide	58	1	1
B44714	19pc Met Tap & Die Set Black Ox	19	1	5
B44715	27pc Tap & Die Set Black Oxide	27	1	5
B44717	40pc Tap & Die Set Black Oxide	40	1	5
B44718	40pc Metric Tap & Die Black Oxide	40	1	5
B44716	77pc Tap & Die Set Black Oxide	58	1	1

12pc. Tap Set
Black Oxide

B44711

40pc. Tap &
Die Set Black Oxide

B44717

Black Oxide Tap & Die Accessories (Bulk)

Item #	Description	# Pieces/Pack	Order in Multiples of	Master Pack Quantity
395908	3/8" SQ T- Handle	1	5	—
95893	Tap & Reamer Wrench, 1/4-3/4"	1	5	5
B44719	Tap & Reamer Wrench, 1/2 - 1-1/8"	1	—	—
B44724	Tap & Die Reamer Wrench, 1/4-3/4"	1	1	—
95895	Tap & Reamer Wrench, 0 to 1/2"	1	5	5
95930	Die Stock, Solid, 1"	1	5	5
95926	Die Stock, Adj., 1 Round or Hex	1	5	5
95934	Die Stock Adj., 1-7/16" Hex Dies	1	5	5
95951	Screw Pitch Gauge, US Thread, 10-40"	1	5	100
95952	Screw Pitch Gauge, Metric	15	5	100



High Speed Steel Taps



Item #	Description	# Pieces/Pack	Order in Multiples of	Master Pack Quantity
396400	4-40 Plug Tap High Speed Steel	1	5	100
396401	6-32 Plug Tap High Speed Steel	1	5	100
396402	8-32 Plug Tap High Speed Steel	1	5	100
396403	10-24 Plug Tap High Speed Steel	1	5	100
396404	10-32 Plug Tap High Speed Steel	1	5	100
396405	12-24 Plug Tap High Speed Steel	1	5	100
396410	1/4 -20 Plug Tap High Speed Steel	1	5	100
396411	1/4 -28 Plug Tap High Speed Steel	1	5	100
396412	5/16-18 Plug Tap High Speed Steel	1	5	100
396413	5/16-24 Plug Tap High Speed Steel	1	5	50
396414	3/8 -16 Plug Tap High Speed Steel	1	5	100
396415	3/8 -24 Plug Tap High Speed Steel	1	5	50
396416	7/16-14 Plug Tap High Speed Steel	1	5	50
396417	7/16-20 Plug Tap High Speed Steel	1	5	50
396418	1/2 -13 Plug Tap High Speed Steel	1	5	50
396419	1/2 -20 Plug Tap High Speed Steel	1	5	50
396420	9/16-12 Plug Tap High Speed Steel	1	5	50
396421	9/16-18 Plug Tap High Speed Steel	1	5	50
396422	5/8 -11 Plug Tap High Speed Steel	1	5	50
396423	5/8 -18 Plug Tap High Speed Steel	1	5	50
396424	3/4-10 Plug Tap High Speed Steel	1	5	50
396425	3/4-16 Plug Tap High Speed Steel	1	5	50
396430	1/8-27 Plug Tap High Speed Steel	5	5	100
396431	1/4-18 Plug Tap High Speed Steel	5	5	50



High Speed Steel Dies

Item #	Description	# Pieces/Pack	Order in Multiples of	Master Pack Quantity
396450	4-40 1" Hex Die High Speed Steel	1	5	100
396451	6-32 1" Hex Die High Speed Steel	1	5	100
396452	8-32 1" Hex Die High Speed Steel	1	5	50
396453	10-24 1" Hex Die High Speed Steel	1	5	100
396454	10-32 1" Hex Die High Speed Steel	1	5	50
396455	12-24 1" Hex Die High Speed Steel	1	5	50
396458	1/8-27 1" Hex Die High Speed Steel	1	5	50
396460	1/4-20 1" Hex Die High Speed Steel	1	5	50
396461	1/4-28 1" Hex Die High Speed Steel	1	5	100
396462	5/16-18 1" Hex Die High Speed Steel	1	5	50
396463	5/16-24 1" Hex Die High Speed Steel	1	5	100
396464	3/8 -16 1" Hex Die High Speed Steel	1	5	50
396465	3/8-24 1" Hex Die High Speed Steel	1	5	50
396466	7/16-14 1" Hex Die High Speed Steel	1	5	50
396467	7/16-20 1" Hex Die High Speed Steel	1	5	50
396468	1/2 -13 1" Hex Die High Speed Steel	1	5	100
396459	1/4-18 1-7/16" Hex Die High Speed Steel	1	5	25
396469	1/2 -20 1" Hex Die High Speed Steel	1	5	100
396470	9/16-12 1-7/16" Hex Die High Speed Steel	1	1	25
396471	9/16-18 1-7/16" Hex Die High Speed Steel	1	1	25
396472	5/8-11 1-7/16" Hex Die High Speed Steel	1	1	25
396473	5/8-18 1-7/16" Hex Die High Speed Steel	1	1	25
396474	3/4-10 1-7/16" Hex Die High Speed Steel	1	1	25
396475	3/4-16 1-7/16" Hex Die High Speed Steel	1	1	25
396478	1/2-13 1-7/16" Hex Die High Speed Steel	1	1	25
396479	1/2-20 1-7/16" Hex Die High Speed Steel	1	1	25

Tap Wrenchs

Item #	Description	# Pieces/Pack	Order in Multiples of	Master Pack Quantity
395908	3/8" SQ DR T-Handle Tap Wrench	1	5	-

Unmatched Reliability. Maximum Uptime.

Bosch Power Tools deliver proven durability, innovation and performance.

ServiceFirst is Bosch's commitment to providing you the industry's best Service and Support Programs. No other brand offers the level of service coverage that Bosch provides. With hundreds of service partners and repair centers nationwide, power tools and measuring instruments are repaired quickly by factory-trained technicians using genuine Bosch service parts.

Explore our many service options below and online at www.boschtools.com for useful information on Bosch Service Network, online product registrations, manuals, parts and more.



ProVantage™ Protection Plan†

Register your cordless tools

3-Year protection for all Bosch Cordless Tools.

- Tool replacement option for the first year
- No-charge battery replacements for two years
- No-charge tool repair for three years^Δ
- Dedicated toll-free access for all members, call 1-888-919-7272



MaxVantage Repair Program

Ask for it on all Bosch Repairs

Guaranteed to have your tool repaired and back on the job faster.

- No hassles, no surprises, no lost time
- Simple "will not exceed" pricing on all non-warranty repairs
- Backed by a one-year repair warranty
- Any unrepairable tools are returned unassembled with a rebate coupon toward any Bosch power tool purchase



RapidRepair®†

Fast service. Local convenience – Guaranteed

Tool repairs in 5 days or less**, or it's free!

- Drop off and pick-up at any local RapidRepair partner
- Applies to all warranty and non-warranty repairs
- MaxVantage eligible
- All repairs have a 6 month warranty

** Ready for pick-up in 5 business days or less (Monday-Friday)

EasyShip Tool Repair†

Drop-off at any UPS store

Fast, convenient and cost effective no matter where you are.

- Free shipping to the nearest Bosch Factory Service Center for MaxVantage repairs
- Tools returned direct to you within 5-7 business days
- All MaxVantage repairs backed by one year repair warranty

†Excluding laser, optical and locator instruments.

ΔExcludes abuse, non-intended use or normal wear and tear.

Bosch Parts & Service Online



www.boschtoolsservice.com

Order your genuine Bosch parts online, conveniently in minutes at www.boschtoolsservice.com.

You can also contact your nearest Bosch Service Center or Authorized Service Center.

Please have your tool/model number and serial number available.

Bosch power tools are supported by a network of over 450 Authorized Service Center and 700 RapidRepair® partners throughout the U.S., Canada, and the Caribbean.

We recommend that all power tool service be performed by a Bosch Service Center or an Authorized Service Center. Repairs performed by unauthorized persons may create a hazard and/or void product warranty.

To Obtain Warranty Service*

Deliver or ship complete tool to nearest Bosch Factory Service Center or Authorized Service Center.

Include the following:

1. Your name, address, phone number, fax number, and e-mail address
2. Nature of problem
3. How the tool was being used when the problem occurred
4. Dated proof-of-purchase, showing name and address of dealer where the tool was purchased

To Obtain Out-of-Warranty Service

Deliver or ship complete tool to nearest Bosch Service Center or Authorized Service Center. Include a note with the above information. There is no need to include proof-of-purchase, but please indicate if you would like a MaxVantage repair.

*Certain terms and conditions apply.

See your Bosch RapidRepair® partner for details.

Service Center

Bosch Factory & Authorized Service Center Locations



NATIONAL FACTORY WARRANTY & REPAIR CENTERS

Phone: 800-346-4103

Fax: 800-453-2962

Power Tools

Arkansas

Walnut Ridge 72476
173 Lawrence 428, Dock 2

Laser Optical and Locator Instrument

Illinois

Watseka 60970
255 W. Fleming Street

Region Power Tool Factory Repair Centers

California

Anaheim 92807
4990 Landon Dr.
Santa Clara 95050
2130 De La Cruz Blvd.

Colorado

Denver 80204
2585 W. 8th Avenue

Florida

Doral 33172
8840 N.W. 24th Terrace

Georgia

Norcross 30071
1850-C Beaver Ridge Circle

Illinois

Addison 60101
901 S. Rohlwing Rd, Unit C

Michigan

Farmington Hills 48331
38855 Hills Tech Drive, Suite 550

New Jersey

SO. Plainfield 07080
121 Corporate Boulevard

Washington

Auburn 98002
3320 W Valley HWY N, Suite 104

AUTHORIZED SERVICE CENTER LOCATIONS - U.S.A.

State/City	ASC Name	Address	Zip	Phone	Fax	Electric	Nailguns	Electric C Compressors	Gas Compressors	MT Lasers	MT Optical	MT Locators
ALABAMA												
Birmingham	Alabama Jack Co., Inc.	1140 5th Avenue North	35203	205.251.8156	205.323.4367	•	•	•				
Phenix City	Phenix Saw Works	1116 Broad Street	36867	334.297.2644	334.297.2645	•	•	•				
Theodore	Gulf Coast Power Tool	5651 Hwy 90 Ste D	36582	251.6539.912	251.653.9942	•						
ALASKA												
Fairbanks	Aero Services, Inc.	1915 Ada Street	99706	907.479.6666	907.474.2005	•	•	•				
Homer	Triple T Enterprises	3903 Jennifer Place	99603	907.235.2169	775.414.3388	•	•	•				
Soldotna	Peninsula Tool Repair	34276 Business Park, Frontage Road # 3	99669	907.260.1905	907.262.2489	•	•					
ARIZONA												
Flagstaff	The Cutting Edge	1620 N. 1st Street	86004	928.773.8503	928.773.8497	•	•	•	•			
Phoenix	Arizona Armature Service	4641 South 33rd Street	85040	602.276.4434	602.276.7877	•						
Phoenix	Copper State Bolt & Nut Company	3602 N. 35th Avenue	85017	602.272.2384	602.233.9182	•						
Phoenix	Glendale Industrial Supply	2224 N 23rd Avenue	85009	602.254.4666	602.254.7100	•						
Prescott	Prescott Power Tool	1050 Willow Creek # 1	86301	928.445.2628	928.776.8159	•						
Tucson	Copper State Bolt & Nut Company	811 E. 47th Street	85713	520.882.0611	520.882.0692	•						
Tucson	Glendale Industrial Supply	3232 E 36th Street	85713	520.620.1000	520.620.1033	•						
Tucson	Mechanics Tool Service	1301 East Apache Park Place	85714	520.889.8484	520.889.6668	•						
ARKANSAS												
Benton	The Tool Source	2400 Military Road	72015	501.776.3003	501.776.3003	•						
Ft. Smith	Tool Service Company	5732 Wheeler Avenue	72901	479.648.3125	479.648.0046	•	•	•				
Hot Springs	The Tool Source	950 Airport Road	71913	501.860.5000	501.760.5055	•						
Little Rock	Darragh Company	1401 East Sixth Street	72202	501.372.6946	501.372.6947	•						
Springdale	The Tool Hospital	3670 Elm Springs Road	72762	479.927.0400	479.927.0303	•						
CALIFORNIA												
Arcata	Humbolt Fastener	5100 Valley East	95521	707.822.0209	707.826.1851	•						
Compton	Lees Tools	1924 N Long Beach Boulevard	90221	310.639.1900	310.639.1800	•						
Escondido	Toolmart	2750 Auto Park Way	92029	760.480.1444	760.480.0411	•						
Fallbrook	Macks Tool Repair	1043 E Mission	92028	760.451.1078	760.731.6424	•						
Fresno	All Tool Service & Supply	1571 North Maple	93703	559.252.2879	559.255.7492	•	•	•				
Fresno	White Cap Construction Supply	5780 E. Shields Avenue	93727	209.944.9541	209.944.9071	•						
Glendale	Tool Shack	229 S Glendale Avenue	91205	818.956.1144	818.956.8370	•						
Healdsburg	Acme Electric Tool Repair	452 Moore Lane	95448	707.431.0444	707.431.0461	•						
Hesperia	Williams Tool Repair	10182 "I" Avenue, Unit E	92345	760.949.3310	760.949.5127	•	•	•				
Lancaster	Valley Construction Supply	45346 North Trevor	93534	661.948.5074	661.948.7310	•						
Livermore	Tool Tech Construction Supply, Inc.	4647 Las Positas Road, #A	94551	925.443.7922	925.443.4735	•						
Los Angeles	Absolute Accuracy, Inc.	2451 Riverside Drive	90039	323.662.9237	323.662.0904	•			•	•		
Los Angeles	Minit Tool Company	4170 East Washington Street	90023	323.264.7006	323.264.2309	•	•	•				
Modesto	Stanislaus Electric Motor Works	504 River Road	95351	209.523.8269	209.523.3821	•						
Montclair	Tools-R-Us	9055 Central Avenue	91763	909.626.9500	909.626.9599	•						
North Hollywood	Bucknall Power Tool	11910 Vose Street	91605	818.765.0228	818.765.2287	•	•	•				
Ontario	3-D Fasteners Plus	1100 S. Grove	91763	909.673.0222	909.673.0462	•						
Redding	Electric Tool & Motor Repair	7400 Highway 273, Ste D	96001	530.244.1130	530.244.4860	•						
Sacramento	Contractors Tool Repair	4237 S. Market Street, #G	95834	916.922.6007	916.922.4655	•	•	•				

Service Center

Authorized Service Center Locations

AUTHORIZED SERVICE CENTER LOCATIONS - U.S.A.

State/City	ASC Name	Address	Zip	Phone	Fax	Electric	Mailguns	Electric Compressors	Gas Compressors	MT Lasers	MT Opticals	MT Locators
CALIFORNIA												
Sacramento	Valley Tool Repair	4131-B Power Inn Road	95826	916.737.6300	916.737.3234	•						
San Diego	Tool Depot	3799 Gaines Street	92110	619.220.7111	619.297.1625	•						
San Francisco	Craig & Green	1680 Evans Avenue	94124	415.642.8698	415.285.1455	•						
San Luis Obispo	JP Tool Repair	3440A Sacramento Drive	93401	805.544.7152	805.544.9327	•	•	•				
Santa Barbara	Buena Tool Co.	433 Laguna Street	93101	805.963.3885	805.966.2956	•						
Signal Hill	Terrys Tool Works	1431 E. 28th Street	90806	562.988.9150	562.988.9151	•						
Simi Valley	Simi Tool Repair	4470 Industrial Street	93063	805.584.8138	805.584.8228	•						
Stockton	United Rentals	2911 East Fremont Street	95205	209.948.9500	209.948.0608	•						
Tahoe City	Alpine Power Equipment	2770 Lake Forest Road	96145	530.583.0600	530.583.0159	•						
Torrance	Universal Tool Service	21804 South Vermont Avenue	90502	310.328.6472	310.428.8851	•						
Ukiah	Martin's Electric Motor Service	920-C Waugh Lane	95482	707.463.1800	707.463.1822	•						
COLORADO												
Aurora	White Cap Construction Supply	14900 E. 39th Avenue	80011	303.373.2273	303.373.5292	•	•					
Colorado Springs	Central Colorado Tool Service	3005 Grandview Street	80904	719.635.8615	719.635.2763	•	•	•				
Denver	Aviation Industrial Supply	3900 Ulster Street	80207	303.355.2391	303.388.4533	•						
Englewood	Copper State Bolt & Nut Company	13365 James E. Casey Avenue	80112	303.799.1804	303.799.6154	•	•					
Grand Junction	Professional Tool Service, Inc.C252	2420 I-70 Business Loop	81501	970.242.1224	970.245.3158	•	•	•				
Northglenn	Colorado Fasteners	11450 N Cherokee Street	80234	303.450.2833	303.450.9114	•						
Pueblo West	Colorado Saw & Tool	388 E Industrial Boulevard	81007	719.547.2346	719.547.3926	•	•	•				
CONNECTICUT												
Berlin	Bunce Industries, LLC	1749 Berlin Turnpike	06037	866.388.9088	860.829.5014	•				•	•	•
Jewett City	Quality Tool Repair	39 Wedgewood Drive, Ste. K	06351	860.376.5634	860.376.5639	•						
Milldale	Superior Instrument	1403 Meridan-Waterbury Road	06469	860.276.8796	860.621.7922	•				•	•	•
New Haven	Colony Hardware Supply	15 Stiles Street	06512	203.466.5252	203.466.5240	•						
Oakville	Watertown Tool Repair	28 Main Street	06779	203.596.1344	203.596.1344	•						
South Windsor	Superior Northeast	24 Jeffery Drive	06074	860.282.7688	860.282.7698	•				•	•	•
Southington	R & D Services	45 Old Turnpike Road	06489	860.628.5205	860.621.2415	•	•	•				
DELAWARE												
Wilmington	Appliance ServiCenter	3317 Old Capitol Trail	19808	302.994.6259	302.994.5538	•	•					
FLORIDA												
Bradenton	Tool Doctor of Manisota, Inc.	502 36th Street W	34205	941.746.2958	941.746.0838	•	•	•				
Cape Coral	Circle Service of SW Fla, Inc.	1304 SE 10th Street	33990	239.772.1133	239.772.1582	•	•	•	•			
Daytona Beach	C & C Power Tools	859 Mason Avenue	32117	386.253.5815	386.253.6897	•	•					
Ft. Lauderdale	Broward Tool	3547 N. Dixie Highway	33334	954.566.4114	954.565.8229	•	•	•				
Gainesville	Authorized Appliance & Tool Service	2614 SW 34th Street	32608	352.375.3886	352.373.6611	•						
Hudson	Suncoast Tool Repair	14606 Mariana Drive	34667	727.697.0134	727.697.0174	•						
Jacksonville	B.C. Industrial Tool Repair	10592-1 Balmoral Circle East	32218	904.355.1935	904.355.1937	•						
Jacksonville	World Electric Supply	569 Stuart Lane	32254	904.378.4000	904.378.4054	•						
Jacksonville	Tool Shack	226 Edgewood Avenue S	32254	904.387.1466	904.387.5655	•	•					
Largo	Jim & Slims Tool Supply	13065 S. Belcher Road	33773	727.535.3363	727.535.3841	•						
Melbourne	Stebbins Hardware & Services, Inc.	405 East New Haven Avenue	32901	321.723.6434	321.723.6434	•						
Ocala	Tool Doctor	1825 N Magnolia Avenue	34475	352.622.5655	352.622.6704	•	•					
Orlando	Contractors Tool Service, Inc.	5409 Edgewater Drive	32810	407.292.2808	407.295.0258	•	•	•				
Palm Bay	Costal Instrument & Supply	2174 Julian Avenue	32905	321.952.2547	321.952.9086	•				•	•	•
Panama City	Bishop Supply, Inc.	2420 Game Farm Road	32405	850.215.4090	850.215.8665	•						
Port Charlotte	Tropical Construction Supply, Inc.	18412 Paulson Drive	33954	941.743.5863	941.255.0411	•						
Saint Cloud	Handyman Hardware & Supply	1410 Tenth Street	34769	407.892.7700	407.892.6607	•	•	•				
Stuart	Appliance Doctors	3166 SE Dixie Highway	34997	772.287.6437	772.287.2028	•	•					
GEORGIA												
Alpharetta	Contractor Sales, Inc.	1290 McFarland 400 Drive	30004	770.944.7727	770.944.0099	•						
Atlanta	Power Tool Service	1939 Hills Avenue NW	30318	404.605.0101	404.605.0304	•						
Augusta	Tool Service Center, Inc.	302 Walton Way	30901	706.724.4803	706.724.1009	•						
Columbus	Phenix Saw Works	5101 14th Avenue	31904	706.327.5671	706.327.5760	•						
Garden City	The Savannah Tool House	4408 Highway 21 Augusta Road	31408	912.965.0500	912.963.0044	•	•	•				
Jasper	S & S Tool Repair, Inc.	1215 Talking Rock Road	30143	706.692.1855	706.692.1551	•						
Savannah	The Tool Box	439 A Telfair Road	31402	912.238.5512	912.234.7466	•						
Valdosta	Miller Hardware Company/Whitehead	104 South Lee Street	31601	229.244.0924	229.245.0579	•						
HAWAII												
Hilo	J & J Lucas Repair Shop	1682 Kilauea Avenue	96720	808.935.4751	808.934.0096	•	•	•				
Hilo	White Cap Construction Supply	750 Kalanianole Avenue	96720	808.935.1098	808.961.3961	•						
Honolulu	Larsens Tool Repair	2126 B Eluwene Street	96819	808.847.0038	808.847.1612	•						
Honolulu	Slim's Power Tools	1626 Republican Street	96819	808.841.0902	808.845.4180	•						
Honolulu	White Cap Construction Supply	729 Ahua Street	96819	808.833.6602	808.833.6625	•						
Honolulu	Woodcraft	1131 Kalani Street	96817	808.841.9876	808.841.1234	•						
Kahului, Maui	White Cap Construction Supply	220 Papa Place	96732	808.873.8310	808.873.8312	•						
Lihue, Kauai	Tool Master Hawaii, Inc.	3061 Aukele Street	96766	808.246.1122	808.246.1155	•						
Wailuku, Maui	Slim's Power Tools	864 Alua Street	96793	808.242.7878	808.242.7790	•						

Service Center

Authorized Service Center Locations



AUTHORIZED SERVICE CENTER LOCATIONS - U.S.A.

State/City	ASC Name	Address	Zip	Phone	Fax	Electric	Malguns	Electric Compressors	Gas Compressors	MT Lasers	MT Opticals	MT Locators
IDAHO												
Boise	Gem State Electric Company	112 West 32nd Street	83714	208.344.5461	208.342.0169	•						
Boise	K.C. Supply	5103 Irving	83706	208.375.1133	208.375.1544	•						
Garden City	MSI dba Tool Medic	158 E 52nd	83714	208.323.9931	208.323.9942	•						
Idaho Falls	Rossiter Electric	1501 South Capitol Avenue	83402	208.529.3665	208.529.4050	•	•	•				
Ketchum	Stock Building Supply	1000 Warm Springs Road	83340	208.726.3364	208.726.8827	•						
Lewiston	Hahn Tool Center	2121 Main Street	83501	208.743.1577	208.743.2938	•						
Nampa	Idaho Tool & Equipment	452 Caldwell Boulevard	83651	208.465.7533	208.467.4757	•						
Oldtown	Albeni Falls True Value	520 Highway 2	83822	208.437.3153	208.437.3562	•						
Rexburg	Ricks Electric, Inc.	1298 North Yellowstone Highway	83440	208.356.3062	208.359.0555	•	•					
ILLINOIS												
Addison	Hugo's Equipment Repair, Inc.	415 W. Kay Avenue	60101	630.628.7977	630.628.7978	•	•	•				
Chicago	Pro Mar Staple and Nail, Inc.	4508 N. Milwaukee Avenue	60630	773.205.5496	773.205.4464	•						
Chicago	Turek & Sons, LLC	1333 S Jefferson Street	60607	312.850.1333	312.263.6149	•						
Chicago	Waring Industrial Tool	4524 North Lincoln Avenue	60625	773.728.1100	773.728.2799	•						
Freeport	Precision Drive & Control	1650 S Galena Avenue	61032	815.233.5000	815.233.5006	•						
Huntley	C & L Service & Supply	11410 Kiley Drive	60142	847.515.7950	847.515.7948	•						
Joliet	Berlands House Of Tools	1695 New Lenox Road	60433	815.722.2000	815.722.1792	•						
Joliet	Vardal Survey & Laser Systems	1204 W. Jefferson Street	60435	815.725.2737	815.725.2772	•				•	•	•
Lombard	Berlands House Of Tools	600 Oak Creek Drive	60148	630.620.0026	630.620.8904	•						
Palatine	Berlands House of Tools	20254 N. Rand Road	60074	847.540.9200	847.540.6797	•						
Springfield	James Machinery	223 MacArthur	62702	217.522.9115	217.698.9179	•						
INDIANA												
Elkhart	Alco Tool Supply	54847 C.R. 17	46516	574.294.5535	574.293.2254	•						
Evansville	Lensing Tool & Supply	306 North 7th Avenue	47710	812.425.9049	812.423.4346	•						
Evansville	Precision Products LLC	4820 N. Spring Street	47711	812.434.9900	812.434.9901	•				•	•	•
Ft. Wayne	Mill Supplies Inc.	5105 Industrial Road	46825	260.484.8566	260.483.0006	•						
Goshen	C & L Electric Motor Repair	1402 E. Chicago Avenue	46526	574.533.2643	574.533.1511	•						
Indianapolis	Anderson Brothers	3531 Southeastern Avenue	46203	317.356.6381	317.356.6382	•						
Indianapolis	Bailey Tools & Supply	5430 Rock Hampton Court	46268	317.876.8800	317.872.2076	•			•	•		
Indianapolis	Mill Contractor & Industrial Supplies	7522 Pendleton Pike	46226	317.545.6904	317.545.6940	•						
Indianapolis	Riteway Tool Repair	5602 Elmwood Avenue	46203	317.786.8247	317.783.1307	•				•	•	
Terre Haute	Pro Trade Tool & Supply	1209 Poplar Street	47807	812.235.8665	812.238.8980	•						
IOWA												
Bettendorf	K&K Hardware	1818 Grant Street	52722	563.359.4473	563.359.0420	•						
Burlington	Industrial Motors, Inc.	1511 Mt. Pleasant Street	50442	319.752.4917	319.752.0796	•			•	•		
Cedar Rapids	Puckett Tool & Fastener	410 1st Avenue NW	52404	319.363.2211	319.363.8389	•						
Cedar Rapids	White Cap Construction Supply	830 33rd Avenue SW	52404	319.366.0731	319.247.2893	•						
Davenport	The Tool Hospital	724 W. 2nd Street	52802	563.386.1533	563.386.1957	•						
Davenport	White Cap Construction Supply	724 West 2nd Street	52807	563.386.2922	563.386.2741	•						
Des Moines	Puckett Tool & Fastener	629 SW 9th Street	50309	515.244.4189	515.32.35197	•						
Des Moines	The Tool Hospital	1631 2nd Avenue	50314	515.282.3323	515.282.3832	•						
Iowa City	The Tool Hospital	2003 South Gilbert Street	52240	319.339.0641	319.339.4737	•						
Marshalltown	Blink Electric	116 N 1st Street	50158	641.752.3036	641.752.7475	•				•	•	
Sioux City	Tool Depot	1510 Dace Avenue	51101	888.750.1655	712.293.0280	•				•	•	
KANSAS												
Lenexa	Overland Tool	7905 Nieman	66214	913.599.4044	913.599.3995	•						
Salina	Mid-Kansas Tool Repair	314 West Cloud	67401	785.825.6287	785.825.2585	•						
Topeka	Salisbury Supply	114 S.E. Quincy Street	66603	785.233.7411	785.233.8628	•						
Wichita	Richmond Electric	911 West Maple Street	67213	316.264.2344	316.264.8226	•				•		
Wichita	Salisbury Supply	2825 S. West Street	67217	316.944.0100	316.944.0600	•						
KENTUCKY												
Elizabethtown	Halls Supply & Tool Repair	215 South Main Street	42701	270.769.6698	270.769.6699	•						
Fairdale	W.T. Schultz Company	10201 National Turnpike	40118	502.363.2059	502.361.3586	•					•	•
Lexington	City Electric Motor Company	631 Kennedy Road	40505	859.254.5581	859.253.0121	•						
Lexington	Jiffy Tool Repair	2433 Fortune Drive	40509	859.252.1849	859.231.9851	•						
Lexington	Jiffy Tool Repair	1175 Brock McVey Drive	40509	859.252.1849	859.422.1900	•						
Lexington	Precision Products LLC	1275 Industry Road	40505	859.225.3477	859.225.4094	•					•	•
Louisville	Precision Products LLC	4415 Poplar Level Road	40213	502.459.1900	502.459.6600	•					•	•
Louisville	Valu Tools, Inc.	2501 Crittenden Drive	40217	502.636.2835	502.636.0798	•						
Murray	Warden Electric Company	901 Arcadia Circle	42071	270.753.2016	270.753.2018	•						
Owensboro	Owensboro Armature Works	609 E 14th Street	42303	270.683.9855	270.683.7143	•				•	•	
Paducah	Warden Electric Company	604 N. 7th Street	42001	270.443.4622	270.442.7151	•						
LOUISIANA												
Baton Rouge	The Tool Shed	7835 Tom Drive	70806	225.926.6500	225.924.7700	•						

Service Center

Authorized Service Center Locations

AUTHORIZED SERVICE CENTER LOCATIONS - U.S.A.

State/City	ASC Name	Address	Zip	Phone	Fax	Electric	Mailguns	Electric Compressors	Gas Compressors	MT Lasers	MT Opticals	MT Locators
LOUISIANA												
Castor	Construction Safety Products	3295 Highway 153	71016	318.544.0132	318.544.9121							
Harvey	Industrial Welding Supply	1452 4th Street	70058	504.362.9395	504.366.4533	•						
Metairie	R J Marchand & Company	3515 Division Street	70011	504.888.2922	504.888.2936	•						
New Iberia	Voorhies Supply	410 West Saint Peter	70560	337.373.4021	337.365.0548	•						
New Orleans	Beerman Precision, Inc.	4206 Howard Avenue	70125	504.486.9391	504.486.7482	•						
Scott	Hi Tech Tools	204 W. Saul Drive	70583	337.232.3795	337.264.9704	•						
Shreveport	American Power Tool	2040 Texas Avenue	71103	318.222.0746	318.222.0724	•	•					
Shreveport	Construction Safety Products	359 Mount Zion Road	71106	318.688.6483	318.688.6487					•	•	•
Sulphur	Joe's Electric Tool Repair	808 East Carlton Street	70663	337.527.3020	337.527.2002	•						
West Monroe	Tool Town	504 N 7th Street	71291	318.329.2929	318.329.2988	•						
MAINE												
Lewiston	Motor Power, Inc.	1505 Lisbon Street	04240	207.78.27017	207.782.7741	•						
MARYLAND												
Annapolis Junction	Tools & Accessories	8975 Henkels Lane, Ste. 710	20701	410.796.4490	410.796.4492	•						
Arbutus	WTS, Inc.	4000 #C Coolidge Avenue	21229	443.543.0100	443.543.0546	•	•	•				
Baltimore	The Tool Hospital	1200 66th Street	21237	41.483.4300	410.325.3866	•						
Crofton	Keystone Precision Instruments	2140 Priest Bridge Court	21114	800.331.8451	410.451.7073					•	•	•
Frederick	Standard Supplies	5831-G Buckeystown Pike	21701	301.590.1785	301.590.1785	•						
Gaithersburg	Waters Appliance Service	216 E. Diamond Avenue	20877	301.258.7500	301.869.3118	•						
Glen Burnie	Posner Industries	810 Cromwell Park Drive	21061	410.768.0300	410.768.0301	•	•					
Hyattsville	The Tool Hospital	2410 51st Place	20781	301.773.3800	301.773.7859	•						
Waldorf	Tool Solutions	11822 Pika Drive	20602	301.396.3989	301.396.3013	•						
MASSACHUSETTES												
Brockton	J-K Tool & Fastener	568 Montello Street	02301	508.580.1729	508.580.1729	•	•	•				
Canton	Black Bear Tool & Supply, Inc.	230 Turnpike Street	02021	781.828.7895	781.828.0815	•	•	•				
Cohasset	Hingham Lumber Company	165 Chief Justice Blvd.	02025	781.749.4200	781.749.7292	•	•	•				
Everett	Panda Electrical Service	165 Main Street	02149	617.389.1442	617.389.6823	•	•	•				
Fall River	Burn's Inc.	350 Mariano S. Bishop Boulevard	02721	508.675.0381	508.677.1300	•						
Foxboro	Foxboro Tool Repair	16 Railroad Avenue	02035	508.543.2606	508.543.3914	•	•	•				
Franklin	Marathon Tool & Industrial Supply	1376 W. Central Street, Unit-30	02038	800.821.4927	508.541.8686	•	•					
Plymouth	Renner Colony LLC	5 Robert J Way	02360	508.746.2219	508.747.1521	•						
Somerville	Robi Tool Sales	160 Broadway	02145	617.776.1234	617.625.1650	•						
Springfield	The Saw Center	472 Main Street	01105	413.734.2045	413.734.8665	•	•	•				
Stow	Bunce Industries LLC	873 Great Road	01775	800.225.9400	978.897.3714					•	•	•
Waltham	Pro Tool & Supply	126 Calvary Street	02454	781.899.0790	781.899.2482	•						
MICHIGAN												
Ann Arbor	Electric Tool & Equipment	3772 Plaza Drive, Ste.#1	48108	734.995.1111	734.995.8790	•						
Bay City	Bay United Motors, Inc.	4353 East Wilder Road	48706	989.684.3972	989.684.2920	•						
Brighton	Marsh Power Tools, Inc.	7187 Grand River Avenue	48114	810.220.1122	810.220.1144	•						
Comstock	Master Service Center	848 West River Center NE	49321	616.647.0654	616.647.0688	•						
Detroit	ReNu Electric Company	20163 John R Street	48203	313.366.1570	313.366.1728	•						
Grand Rapids	Hoeksema Tool Service, Inc.	2499 28th Street SW	49509	616.538.1870	616.538.2875	•						
Grand Rapids	Lasco Laser & Instrument Company	3220 Jefferson SE	49548	616.949.5070	616.949.2137					•	•	•
Grand Rapids	Site Precision	6041 S. Division Avenue	49548	616.534.7800	616.534.6768					•	•	
Livonia	Marsh Power Tools, Inc.	20579 Middlebelt Road	48152	248.476.7744	248.476.1090	•						
Negaunee	Midway Rentals & Sales	43 Industrial Park Road	49866	906.228.4200	906.228.9379					•	•	•
MINNESOTA												
Burnsville	Thomas Tool & Supply	3140 W Highway 13	55337	952.895.5613	952.895.5636	•						
Crystal	Thomas Tool & Supply	4901 West Broadway	55429	763.533.2499	763.533.2520	•						
Duluth	Acme Tool	4332 Grand Avenue	55807	218.628.3523	218.624.0234	•						
Duluth	Diamond Drilling & Supply	2916 West First Street	55806	218.628.3671	218.628.3302	•						
Maplewood	Thomas Tool & Supply	1081 East Highway 36	55109	651.765.4900	651.765.4901	•						
Minneapolis	Deko Factory Service	3048 Bloomington Avenue South	55407	612.721.6651	612.721.3077	•	•	•				
Plymouth	Acme Tools	4150 Birkshire Lane N	55446	763.559.8665	763.577.3026	•						
Rochester	Thomas Tool & Supply	945 37th Avenue NW	55901	507.281.3786	507.281.3879	•						
Sartell	Thomas Tool & Supply	300 14th Avenue E	56377	320.253.4526	320.253.9109	•						
St Paul	Seven Corners Hardware	216 West 7th Street	55102	651.224.4859	651.224.8263	•						
St. Paul	Trade Tool	2173 Energy Park Drive	55108	651.646.1808	651.646.1183	•						
Willmar	Northern States Supply	600 Industrial Drive	56201	320.235.0555	320.235.0891	•						
Willmar	Thomas Tool & Supply	2987 W Highway	56201	320.253.4526	320.253.9109	•						
Winona	Lackore Electric Motor Repair	108 West 2nd Street	55987	507.452.3103	507.454.8273	•						
MISSISSIPPI												
Jackson	Flannigan Electric Company, Inc.	1820 S. West Street Extension	39202	601.354.2756	601.355.8770	•						
Ocean Springs	The Power Tool Source	6820 Washington Avenue	39564	228.872.8511	228.875.1627	•	•	•				


BOSCH

 For more details visit
Boschtools.com

Service Center

Authorized Service Center Locations

AUTHORIZED SERVICE CENTER LOCATIONS - U.S.A.

State/City	ASC Name	Address	Zip	Phone	Fax	Electric	Mailguns	Electric Compressors	Gas Compressors	MT Lasers	MT Opticals	MT Locators
MISSOURI												
Joplin	Al's Tool Repair	1623 South Main Street	64804	417.781.5030	417.781.4849	•	•	•				
Kansas City	Cisco	2401 Summit Street	64108	816.842.7777	816.842.1601	•						
Kansas City	Griner & Schmitz	1701 Broadway Street	64108	816.842.1433	816.842.7177	•				•	•	•
Kansas City	Heath Sales & Service	518 East 16th Street	64108	816.421.3330	816.421.3770	•						
O'Fallon	Construction Supply Company	1044 Liberty Industrial Drive	63366	636.379.2100	636.240.9112	•						
O'Fallon	D-Low Repairs	115 Church Street	63366	636.978.7513	636.294.1567	•						
Springfield	The Tool Hospital	423 N. Belcrest Avenue	65802	417.831.0954	417.865.1136	•						
St. Charles	Tool Service Center	2431 Raymond Drive	63301	636.940.2525	636.940.0691	•						
St. Louis	Authorized Equipment Company	1735 Belmar Boulevard	63103	314.772.8024	314.772.8026	•						
St. Louis	P.M. Electric Company, Inc.	5280 Fyler Avenue	63139	314.351.4550	314.351.5860	•	•	•				
St. Louis	R V Evans Company	2063 Congressional Drive	63146	314.567.1107	314.567.3765	•						
MONTANA												
Billings	Allen's Tool Repair	115 5th Street West	59101	406.248.3865	406.248.3741	•	•	•				
Billings	Edge Construction Supply	1200 Moore Lane	59101	406.248.7196	406.248.7269	•						
Black Eagle	Mosch Electric	2513 17th Street North East	59414	406.453.2481	406.453.2482	•	•	•	•			
Bozeman	Four Corners Hardware	177 Garden Drive	59718	406.586.4422	406.586.2761	•						
Bozeman	Owenhouse Ace Hardware	36 East Main Street	59715	406.587.5401	406.587.5406	•						
Great Falls	Blend's Copy Shop, Inc.	509 1st Avenue North	59401	406.454.7466	406.761.8688					•	•	•
Missoula	Hellgate Tool Repair	2006 North Avenue W	59801	406.549.3067	406.721.0067	•						
Whitefish	Northwest Tool Repair	1000 Baker Avenue	59937	406.862.6275	406.862.6280	•	•	•				
NEBRASKA												
Omaha	Flohr Electric Service, Inc.	4356 South 90th Street	68127	402.331.6863	402.331.6865	•	•	•				
Omaha	Thacker Electric Company	8517 I Street	68127	402.592.9433	402.592.3768	•	•	•				
Omaha	The Tool Hospital	9950 S 134th Street	68138	402.592.5220	402.592.5406	•						
Omaha	Tighton Fastener	6620 F Street	68117	402.331.5550	402.331.5666	•						
Omaha	Tighton Fastener & Supply	7820 L Street	68127	402.331.5550	402.331.5666	•						
NEVADA												
Las Vegas	Tool Service, Inc.	2912 S Highland, Ste. C	89109	702.734.9161	702.734.8330	•	•	•				
Reno	Apex Saw Works	570 Kietzke Lane	89502	775.329.3076	775.329.8981	•						
Sparks	Industrial Equipment Repair	310 Kresge Lane	89431	775.331.1032	775.331.6109	•	•	•				
Sparks	White Cap Construction Supply	1830 East Lincoln Way	89434	775.353.3333	775.353.3300	•						
NEW HAMPSHIRE												
Amherst	Power Tool & Fastener.	65 Route 101A	03031	603.673.2724	603.673.3270	•						
Bristol	Parkhurst & Company	90 Lake Street	03222	603.744.9800	603.744.8044	•						
Concord	New England Positioning Systems	58 Chenell Drive	03301	603.224.6591	603.224.0093					•	•	•
Exeter	Minuteman Tool Repair, Inc.	96 Epping Road (Route 27)	03833	603.778.7776	603.778.7785	•						
Littleton	Ash Supply, LLC	1001 Brook Road	03561	603.444.1154	603.444.4040	•	•	•				
Manchester	Manchester Tool Repair	722 E. Industrial Drive, Unit 3	03109	603.622.0207	603.622.0207	•						
Newport	New England Laser & Transit Company	8 Reeds Mill Road	03773	603.863.0833	336.370.4711					•	•	•
NEW JERSEY												
Branchville	Montague Tool & Supply Co., Inc.	42 Broad Street	07826	973.948.6400	973.948.6465	•	•	•				
Elmwood Park	Hillside Tool Repair	16 Midland Avenue	07407	201.791.6112	201.791.2699	•						
Fair Lawn	Bergen County Motor & Tool	17-16 River Road	07410	201.796.3006	201.796.0395	•						
Gloucester City	Industrial Services, Inc.	502 South Broadway	08030	856.456.0336	856.456.2396	•						
Pleasantville	Shore Fasteners	500 N Main Street	08232	609.646.6245	609.646.5190	•						
Roselle	Air & Electric Tool Service	130 W. 3rd Avenue	07203	908.241.6930	908.241.6931	•	•	•				
NEW MEXICO												
Alamogordo	The Tool Store, Inc.	2419-D N. White Sands Boulevard	88310	575.437.3131	575.437.1551	•						
Albuquerque	Copper State Bolt & Nut Company	8401 Washington Street NE	87113	575.797.3100	575.822.1600	•						
Albuquerque	Power Tool & Saw Service	7136 Jefferson Street NE	87109	575.856.2158	575.345.2641	•	•	•				
Albuquerque	Telco Electric, Inc.	2906 4th Street NW	87107	575.345.2426	575.345.6454	•	•	•				
Albuquerque	White Cap Construction Supply	6707 A Washington Street NE	87109	575.872.2244	575.872.2627	•						
Clovis	M & M Electric Motor Repair	213 Georgia	88101	575.763.3088	575.742.1561	•						
Roswell	Roswell Livestock & Farm Supply	1105 E 2nd Street	88201	575.622.9164	575.625.0954	•						
NEW YORK												
Albany	Albany Burner Control, Inc.	20 Colvin Avenue	12206	518.459.8856	518.459.8328	•						
Bohemia	Dynamite Tools, Inc.	1551 Smithtown Avenue	11716	631.563.8181	631.563.8928	•	•	•				
Bohemia	New York Precision Equipment	157 Keyland Court	11716	631.563.7450	631.563.7456					•	•	•
Bronx	Boston Road Equipment Rentals	3211 Boston Road	10469	718.654.8769	718.515.5821	•						
Brooklyn	J & A Repair Shop	6206 20th Avenue	11204	718.232.5746	718.259.1083	•						
Brooklyn	White Tool Service	3047 Atlantic Avenue	11208	718.277.8844	718.277.8860	•						
Buffalo	S-S Electric Repair Shop	2470 Seneca Street	14210	716.823.1232	716.823.0371	•	•	•				

Service Center

Authorized Service Center Locations

AUTHORIZED SERVICE CENTER LOCATIONS - U.S.A.

State/City	ASC Name	Address	Zip	Phone	Fax	Electric	Nailguns	Electric Compressors	Gas Compressors	MT Lasers	MT Opticals	MT Locators
NEW YORK												
Buffalo	United/Richter Electric Motors	106 Michigan Avenue	14204	716.855.1945	716.852.2589	•	•	•				
Commack	All Island Tool Corp	1090 Jericho Turnpike	11725	631.864.6200	631.864.6217	•						
East Syracuse	Keystone Precision Instruments	7020 Fly Road	13057	315.414.0780	315.414.0781					•	•	•
Garden City Park	Eastern Industrial	2231 Jericho Turnpike	11040	516.741.3198	516.739.3205							
Glen Falls	J. E. Sawyer & Company	64 - 90 Glen Street	12801	518.793.4104	518.793.1993	•						
Huntington Station	A & T Power Tools	515 East Jericho Turnpike	11746	631.271.2141	631.271.2148	•	•	•				
Islip	Reliable Tool Service	491 Main Street	11751	631.581.8180	631.581.0924	•	•	•				
Middle Village	Forestiere Power Tool & Equipment	62-02 64th Street	11379	718.416.0378	718.416.0379	•						
New York	T.P. Rental Services, Inc.	417 West 50th Street	10019	212.713.1999	212.713.1752	•	•	•				
Poughkeepsie	S & S Vac & Appliance, Inc.	420 Violet Avenue	12601	845.452.6122	845.452.3739	•						
Rochester	Brede Tool	1036 Maple Street	14611	585.436.3910	585.436.8784	•						
Rochester	Hanes Supply	10 Cairn Street	14611	585.235.0160	585.235.0229	•						
Rochester	Jackson Saw & Knife Company	517 State Street	14608	585.546.7485	585.546.2979	•						
Rome	Rome Power & Hardware	1217 Erie Boulevard West	13440	315.336.7370	315.336.7373	•	•	•				
Southampton	East Coast Power Tool Repair	341 County Road 39A, Ste. 4	11968	631.283.7365	631.283.7367	•						
Staten Island	H & E Tool Rental	6451 Amboy Road	10304	718.948.0505	718.356.3554	•						
Syracuse	Charles Haller Entp., Inc.	4079 New Court Avenue	13206	315.433.0011	315.433.1580	•						
Syracuse	J.C. Smith	345 Peat Street	13210	315.428.9903	315.428.9841	•				•	•	•
Syracuse	Syracuse Industrial Sales, Inc.	1850 LeMoyne Avenue	13208	315.478.5751	315.472.0855	•						
Utica	McQuade & Bannigan, Inc.	1300 Stark Street	13502	315.724.7119	315.724.0171	•						
West Islip	Sunrise Tool Service	124 Sunshine Highway	11795	631.661.5548	631.661.4085	•	•	•				
Wantagh	Ace Tool Repair	2201 Wantagh Avenue	11783	516.783.8899	516.783.0037	•						
Wappingers Falls	BC Electric & Air Company	885 Route 376	12590	845.227.8289	845.227.2623	•						
NORTH CAROLINA												
Asheville	B & K Tools & Supply	268 Biltmore Avenue	28802	828.254.5763	828.255.8996	•						
Belmont	IDG dba Ensco Supply	2100 The Oaks Parkway	28012	704.398.5692	704.398.5788	•						
Cary	Transit & Level Clinic	602 E. Chatham Street, Ste. G	27511	919.467.7782	919.481.6506	•				•	•	•
Charlotte	Little Hardware	1400 S. Mint Street	28203	704.333.3133	704.374.0243	•						
Charlotte	Transit & Level Instrument	4201-E Stuart Andrew Blvd	28217	704.527.3162	704.527.3248	•				•	•	•
Durham	Payne's Tool & Supply	5010 Highway 55	27713	919.544.9134	919.544.0474	•						
Fayetteville	Hurst Annaho Supply	133 Grove Street	28301	910.483.7104	910.483.5346	•						
Greensboro	Southern Photo Print & Supply	1639 Spring Garden Street	27403	336.274.1541	336.274.1541	•				•	•	•
Marion	Market Hardware & Tackle Shop	305 Hillcrest Drive	28752	828.659.3543	828.659.3543	•						
New Bern	D I Banks	120 First Street	28562	252.637.2119	252.637.7226	•						
Raleigh	Chris Supply Company, Inc.	1640 S. Saunders Street	27603	919.833.4499	919.833.4499	•						
Raleigh	Payne's Tool & Supply	4900 Thornton Road	27604	919.878.1190	919.878.1102	•						
Wilmington	American Tool Repair	102 Old Eastwood Road, # B4	28403	910.392.5355	910.392.5356	•						
Winston-Salem	Piedmont Power Machine Service	4994 C Indiana Avenue	27106	336.759.2022	336.759.2290	•	•	•				
NORTH DAKOTA												
Bismarck	Acme Electric Motor	3840 E Rosser	58501	701.258.1267	701.258.1292	•						
Dickinson	Fix It Shop	316 21st Street East	58601	701.225.0766	701.225.0766	•	•	•				
Fargo	Acme Electric Motor	920 36th Street Southwest	58106	701.235.8060	701.232.1196	•						
Fargo	Northern States Supply	1226 38th Street North	58102	701.282.2088	701.282.5792	•						
Fargo	Structural Materials	1401 40th Street NW	58102	701.282.7100	701.281.1022	•						
Grand Forks	Acme Electric "Tool Crib of the North"	1705 13th Avenue North	58208	701.746.6481	701.746.2857	•						
Minot	Acme Electric Motor	700 20th Street	58701	701.839.2263	701.839.2253	•						
OHIO												
Akron	Precision Laser & Instruments, Inc.	2567 South Arlington Road	44319	330.633.4900	330.633.4999	•				•	•	•
Charm	Keim Lumber	4465 SR 557	44617	330.893.2251	330.893.3325	•	•	•				
Cincinnati	Cincinnati Electrical Repair Company	2023 Elm Street	45202	513.621.2183	513.621.1910	•	•	•				
Cincinnati	Cincinnati Precision	253 Circle Freeway	45246	513.874.2122	513.874.2536	•				•	•	•
Cincinnati	Schulhoff Tool Rental Center	2709 Woodburn Avenue	45206	513.961.1122	513.961.4166	•						
Cleveland	Kay-Dee Air & Electric Tool Repair	5466 Lake Court	44114	216.881.2565	216.881.2566	•	•	•	•			
Cleveland	Phillips Contractors Supply	1800 East 30th Street	44114	216.579.9900	216.861.3858	•						
Cleveland	Tri County Power Tool, Inc.	4597 Pearl Road	44109	216.398.6120	216.398.6121	•	•	•				
Columbus	Ohio Power Tool	1042 Dublin Road	43215	614.481.2111	614.481.2112	•						
Columbus	Precision Laser & Instruments, Inc.	374 C Morrison Road	43218	614.759.1000	614.759.7059	•				•	•	•
Columbus	Spartan Tool Company	1660 Alum Creek Drive	43209	614.443.7607	614.445.4590	•						
Columbus	Tradesman Tool Service	127 North Central Avenue	43222	614.274.4357		•						
Dayton	M & R Electric Motor Service	1516 East Fifth Street	45403	937.222.6282	937.222.1901	•						
Hartsville	Hartsville Do It Best	940 West Maple Street	44632	330.877.3631	330.877.4423	•						
Holland	Power Tool Sales & Service	6713 Angola Road	43528	419.868.8665	419.868.9084	•						
Lima	The Lima Armature Works	142 E Pearl Street	45801	419.222.4010	419.224.4749	•	•	•				
Lisbon	JWB Supply Company	126 N Market Street	44432	330.424.9211	330.424.0582	•						
Marietta	American Producers Supply	119 2nd Street	45750	740.373.5050	740.373.7096	•						
Maumee	Electric Tool & Equipment	3637 Briarfield Boulevard	43537	419.867.7670	419.867.7690	•						
Monroe	Precision Laser & Instruments, Inc.	820 B Lebanon Street	45050	513.539.0022	513.539.0033	•				•	•	•


BOSCH

 For more details visit
Boschtools.com

Service Center

Authorized Service Center Locations

AUTHORIZED SERVICE CENTER LOCATIONS - U.S.A.

State/City	ASC Name	Address	Zip	Phone	Fax	Electric	Nailguns	Electric Compressors	Gas Compressors	MT Lasers	MT Opticals	MT Locators
OHIO												
Toledo	Mr. Appliance of Toledo, Inc.	1621 Broadway	43614	419.241.9731	419.244.6915	•	•	•				
West Manchester	Noles Tool Repair	301 N Main Street	45382	937.678.4215	937.678.4215	•	•	•				
Willoughby	The Tool Shop, Inc.	38130 Airport Parkway #4	44094	440.946.9950	440.946.9951	•						
Youngstown	Pennsylvania Tool Sales & Service	625 Bev Road	44512	330.758.0845	330.758.6028	•						
Youngstown	Power Tool & Supply	3699 Leharps Road	44515	330.792.1487	330.792.3687	•						
OKLAHOMA												
Calera	Dave's Tool and Service	1307 State Route 70 E	74730	580.434.8188	580.434.4455	•						
Oklahoma City	Edmond Tool Repair	13517 Railway Drive	73114	405.752.2655	405.752.8360	•						
Oklahoma City	Mid-States Industrial Supply	8320 South Shields Boulevard	73149	405.632.5571	405.632.1434	•						
Oklahoma City	Whitton Supply	1419 West Reno	73101	405.236.5561	405.236.5595	•						
OREGON												
Eugene	Jim's Tool Service	515 Wilson Street	97402	541.344.1243	541.344.1513	•	•	•				
Portland	Charles H. Day Company, Inc.	602 SE 11th Avenue	97214	503.232.1659	503.232.9821	•	•	•				
Redmond	Dave's Tool Repair	2392-5 South Highway 97	97756	541.548.0510	541.923.5431	•	•	•				
PENNSYLVANIA												
Allentown	Keystone Precision Instruments	1670 E. Race Street	18109	610.266.2699	610.266.3240				•	•	•	
Ambridge	Precision Laser & Instruments, Inc.	85 11th Street	15003	724.266.1600	724.266.8161				•	•	•	
Doylestown	Paul B Moyer & Son	190 S Clinton Street	19801	215.348.1270	800.267.2329	•						
Erie	Perry Mill Supply	1115 West 12th Street	16501	814.453.5641	814.454.2999	•						
Johnstown	U Rent Sales	1360 Franklin Street	15905	814.536.5404	814.539.6264	•						
Latrobe	Latrobe Tool Service	4339 State Route 30	15650	724.532.1411	724.532.1757	•						
Lawrence	Hartman Independent Company	93 Mayview Road	15055	724.745.6566	724.423.4346	•						
Mechanicsburg	Drivekore, Inc.	101 Wesley Drive	17055	717.697.8233	717.795.7256				•	•		
Monroeville	Professional Tool Service	700 Seco Road	15146	412.373.7440	412.373.9165	•						
Myerstown	Keystone Air Power	60 Elco Drive	17067	717.866.9224	717.866.9024	•						
Orrstown	Byler Tools	9195 Sporting Hill Road	17244	717.477.8115	717.477.8118	•						
Philadelphia	Ideal Tool & Equipment Service	456 North 8th Street	19123	215.925.0672	215.440.9786	•						
Pittsburgh	Scott Electric	3901 Butler Street	15201	412.687.5000	724.552.0151	•						
Roslyn	A-1 Tool Repair Service	1561 Easton Road	19001	215.659.4215	215.659.4384	•	•	•				
Whitehall	G & S Fastening Systems	212 Quarry Street	18052	610.264.7587	610.264.8127	•						
RHODE ISLAND												
Providence	Eastern Tool	421 Hartford Avenue	02909	401.621.9200	401.223.7009	•						
SOUTH CAROLINA												
Myrtle Beach	Coastal Electric & Rew. Company	928 Ocolea Street	29577	843.448.3586	843.626.5139	•						
W. Columbia	Mann Tool and Supply	802 Chris Drive	29169	803.252.7777	803.252.1119	•						
SOUTH DAKOTA												
Rapid City	Stan Houston Equipment Company	1210 Deadwood Avenue	57702	605.348.1155	605.348.0076	•						
Sioux Falls	Excel Tool Repair, Inc.	1011 W 41st Street	57105	605.336.0444	605.336.2005	•						
Sioux Falls	Stan Houston Equipment Company	501 South Marion Road	57106	605.336.3736	605.336.7860	•						
TENNESSEE												
Knoxville	Brady Tool Service	2002 East Magnolia Avenue	37917	865.546.7744	865.525.0016	•	•	•				
Knoxville	Precision Products LLC	301 N. Winona Street	37917	865.525.5334	865.546.0421	•				•	•	•
Livingston	Commercial Tool Service	319 Oakley Street	38570	931.403.1810	931.403.1811	•	•	•				
Madison	ToolServe - Rivergate	2404 Gallatin Pike North	37115	615.851.5490	615.851.5491	•	•	•				
Memphis	Authorized Equipment Service	812 Polk Avenue	38126	901.774.0850	901.942.9487	•	•	•				
Nashville	Power Tool Service	1106 Elm Hill Pike	37210	615.255.8227	615.254.8229	•						
Nashville	Precision Products LLC	1311 Elm Hill Pike	37210	615.242.3762	615.242.3769					•	•	•
Nashville	Reeves Power Tools	108 Lafayette Street	37210	615.256.8817	615.256.8827	•						
Nashville	ToolServe	601 Cowen Street	37207	615.242.7500	615.242.7501	•						
TEXAS												
Abilene	Malcolm Supply Company	1833 S Treadaway	79602	325.670.9066	325.670.0399	•						
Amarillo	Reid's Appliance	906 S. Georgia	79102	806.373.1374	806.371.0811	•	•	•				
Arlington	Texas Tool Traders	2215 East Division ST	76011	817.640.9846	817.649.2002	•						
Austrn	Texas Tool Traders	2101 W. Ben White #102	78704	512.383.8386	512.383.9150	•						
Austin	Applied Tool & Supply	311 E. St Elmo, Ste. A	78745	512.448.0101	512.448.0267	•						
Burleson	Texas Tool Traders	152 Loy Street	76028	817.447.4272	817.447.4276	•						
Corpus Christi	Corpus Christi Power Tools	3701 Agnes	78405	361.883.1117	361.883.7365	•	•	•				
Dallas	CMC Construction Services	2323 Irving Boulevard	75207	214.631.6699	214.637.1145	•		•				
El Paso	Copper State Bolt & Nut Company	11129 Pellicano Drive	79935	915.595.3111	915.595.2366	•						
El Paso	Rio Industrial Supply Service Center	3520 Frutas Avenue	79905	915.533.0984	915.544.2658	•	•	•				
El Paso	Tool World	1160 Airway Boulevard	79925	915.779.5616	915.779.5624	•						
Fort Worth	White Cap Construction Supply	2037 E. Lancaster	76103	817.332.4117	817.429.2852	•						
Ft. Worth	Air & Electric Tool Co., Inc.	3301 South Grove	76110	817.921.0231	817.927.5538	•	•	•				

Service Center

Authorized Service Center Locations

AUTHORIZED SERVICE CENTER LOCATIONS - U.S.A.

State/City	ASC Name	Address	Zip	Phone	Fax	Electric	Nailguns	Electric Compressors	Gas Compressors	MT Lasers	MT Opticals	MT Locators
TEXAS												
Harlingen	Harlingen Bolt & Supply	101 South Expressway 77	78550	956.421.3363	956.421.3414	•						
Houston	Empire Tool Traders	6327 West 34th Street	77092	713.957.8665	713.957.8664	•						
Houston	H & H Tool Service	2307 McAllister	77092	713.682.8665	713.682.8624	•	•					
Houston	Power Tool Service	3718 Polk Street	77003	713.228.0100	713.228.0619	•						
Houston	Surveying Equipment Specialists	11875 W. Little York Road, Ste. 901	77041	713.466.3363	713.466.8330				•	•	•	
Houston	Texas Tool Traders	5900 North Freeway	77076	713.697.9909	713.697.6158	•						
Houston	Texas Tool Traders	440 Highway 6 South	77079	281.496.0811	281.496.0860	•						
Houston	Texas Tool Traders	10535 Wilcrest #140	77099	281.933.6300	281.933.3555	•						
Kerrville	Air Supply & Fasteners, Incorporated	91 Coronado Drive	78028	830.896.3922	830.896.1208	•						
League City	Texas Tool Traders	120 Gulf Freeway (North)	77573	281.332.9201	281.554.8893	•						
Lewisville	Texas Tool Traders	816 East Highway 121	75057	972.434.2999	972.219.0886	•						
Lubbock	Caprock Equipment, Service & Supply	2112 50th Street	79412	806.747.9177	806.747.9176	•	•	•				
Lufkin	Maddux Building Supply	1603 Atkinson	75901	936.634.3369	936.632.3157	•						
McAllen	Rio Grande Plumbing Supply	1010 East Pecan	78502	956.686.9557	956.686.7317	•						
McKinney	Texas Tool Traders	307 W. University	75069	972.562.1111	972.562.1112	•						
Pasadena	Quality Tool Service	5041 Spencer Highway, Ste. 201	77505	281.991.5291	281.991.0350	•						
Pflugerville	Texas Tool Traders	16401 Central Commerce Drive	78660	512.989.0001	512.989.0374	•	•					
Plano	American Tool & Fastner	1331-B East Plano Parkway	75074	800.766.2279	972.801.9920	•	•	•	•			
San Antonio	Electric Motor Service & Sales	1514 E Commerce Street	78205	210.226.3462	210.226.8228	•						
San Antonio	Texas Tool Traders	4310 Naco Pass	78217	210.525.1418	210.525.1474	•						
San Antonio	Texas Tool Traders	5707 Mobud	78238	210.706.9198	210.706.9158	•						
Sunnyvale	Tool Town LLC	605 East Highway 80, Unit B	75182	972.226.8665	972.226.4534	•	•	•				
Waco	Ludwig Saw & Tool	1701 Maple Street	76707	254.754.6951	254.752.3799	•	•	•				
Waco	Power Tool Repair	6819 S 3rd Street	76707	254.662.5969	254.662.5949	•	•	•				
Watauga	Texas Tool Traders	6500 Denton Hwy	76148	817.577.0879	817.788.2518	•						
UTAH												
Logan	Glenn's Electric Motor	501 North Main Street	84321	435.752.4178	435.752.4214	•						
Ogden	Johnson Electric Motor	2925 S Commerce Way	84401	801.621.3853	801.621.3858	•						
Orem	The Mending Shed	1735 South State Street	84058	801.225.8012	801.225.9297	•	•	•				
Orem	The Tool Hospital	555 South 132 West	84058	801.765.1440	801.765.1441	•	•					
Salt Lake City	M & M Tool & Machinery	3362 South Main Street	84115	801.485.8200	801.485.4288	•						
Sandy	A-1 Industrial Tools & Service	211 W 8755 S	84115	801.486.9920	801.352.0352	•						
VERMONT												
Essex Junction	Burlington Tool Repair	3 Kellogg Road	05452	802.872.0051	802.872.0048	•	•	•				
VIRGINIA												
Bridgewater	Valley Tool Repair	7689 Nazarene Church Road	22812	540.828.3320	540.828.3320	•						
Chantilly	Tool Tech Service Group, Inc	4270 Henninger Court, Unit J	20151	703.870.7442	703.870.7443	•	•	•				
Charlottesville	Piedmont Tool Repair, Inc.	2811-D Hydraulic Road	22901	434.817.3090	434.973.9784	•						
Harrisonburg	Construction Materials Group	380 Waterman Drive	22803	540.574.4821	540.574.4612	•			•	•		
Harrisonburg	Rocking R Hardware	1030 S. High Street	22801	540.434.9967	540.434.9968	•						
Norfolk	Bryan Electric Company	424 West 25th Street	23517	757.625.2525	757.62.60606	•						
Portsmouth	Capital Industrial Supply, Ltd.	800 Port Centre Parkway	23704	757.673.3900	757.673.4383	•						
Richmond	Dominion Equip. & Supply	1414 Semmes Avenue	23224	804.232.1085	804.232.1097	•						
Richmond	Phillips Tool Repair	2026 Chamberlayne Avenue	23222	804.321.6007	804.329.2906	•	•	•				
Richmond	Staley Company, Inc.	1000 West Roberts Street	23220	804.321.6595	804.321.5341	•						
Roanoke	Contractor & Industrial Supply	3304 Salem Turnpike	24017	540.342.5348	540.777.5715	•						
Salem	Construction Materials Group	438 Kessler Mill Road	24153	540.982.7099	540.389.7226	•						
Yorktown	Lance's Tool Repair	118-A Production Drive	23693	757.223.4180	757.223.4170	•	•					
WASHINGTON												
Belleveue	Power Tool Service	12121 NE Northup Way #108	98005	425.453.8015	425.454.8673	•	•	•				
Bellingham	Pro Tool	2238 James Street	98225	360.733.7343	360.733.9135	•						
Burlington	Northwest Tool And Repair	283 Friday Creek Road	98233	360.724.6982	360.724.5002	•	•	•				
Kirkland	Pacific Nail & Staple	11332 120th Avenue NE	98033	425.828.6694	425.822.1667	•	•					
Pasco	Milne Nail Power Tool & Repair	1303 W Lewis Street	99301	509.547.7834	509.547.4559	•						
Spokane	Air Electric Tools & Service	5603 E 3rd Avenue	99212	509.534.3698	509.534.3752	•						
Spokane	Edge Construction Supply	1503 E. Riverside	99220	509.535.9848	509.534.3139	•						
Spokane	Power Tool Service	1902 East Mission Avenue	99202	509.535.1754	509.535.1755	•	•	•				
Tacoma	Tap Power Tool Repair	1828 112th Street E, Ste. C	98445	253.922.5787	253.922.8176	•						
Tumwater	Coastal Tool Repair	715 C 78th Avenue SW	98501	360.956.1973	360.956.2509	•	•	•				
Wenatchee	Tool Mart	154 Marr Street	98801	509.664.6606	509.663.2001	•	•	•				
Woodinville	Valley Supply Company	8310 Maltby Road	98072	360.217.4318	360.217.4319	•						
Yakima	Cooper Electric Motor	205 South 4th Avenue	98901	509.452.9550	509.576.0372	•						
WEST VIRGINIA												
Beckley	Hughes Supply Company	300 Rural Acres Drive	25801	304.252.1918	304.252.6411	•						
Huntington	Lawter Electric Company	202 Adams Avenue	25701	304.522.8297	304.523.9004	•						



BOSCH

For more details visit
Boschtools.com



AUTHORIZED SERVICE CENTER LOCATIONS - U.S.A.

State/City	ASC Name	Address	Zip	Phone	Fax	Electric	Nailguns	Electric Compressors	Gas Compressors	MT Lasers	MT Opticals	MT Locators
WISCONSIN												
DePere	Miller, Bradford, & Risburg	3203 French Road	54115	920.338.5813	920.338.5888							
Green Bay	Bay Verte Machinery	975 Parkview Road	54304	920.336.7440	920.336.1674	•						
Green Bay	Power Tool Service Company	300 N. Webster Avenue	54301	920.437.2594	920.432.0726	•						
Green Bay	Woodworkers Depot	3001 S. Ramada Way	54304	920.336.6900	920.336.8386	•						
LaCrosse	Lackore Electric Motor Repair	4102 Mormon Coulee Court	54601	608.782.7635	608.782.7612	•	•	•				
Menomonee Falls	Neus Building Center	N95 W16915 Richfield Way	53051	262.251.6550	262.251.3513	•						
Milwaukee	Wisconsin Power Tool	3132 N. Mayfair	53222	414.774.3650	414.774.3653	•						
Monroe	Precision Drive & Control	504 11th Street	53566	608.328.5600	608.328.4890	•						
Pewaukee	Jensen Equipment	N 27 W 23015 Roundy Drive	53072	262.547.5548	262.547.4973	•						

RAPIDREPAIR® CENTER LOCATIONS - U.S.A.

State/City	RapidRepair® Center Name	Address	Zip	Phone	Fax	Electric	Nailguns	Electric Compressors	Gas Compressors	MT Lasers	MT Opticals	MT Locators
ALABAMA												
Birmingham	Ram Tool and Supply	4024 3d. Avenue South	35222	205.591.2527	205.599.7053	•	•					
Calera	Quality Tool Repair	6180 Highway 31	35040	205.668.3131	205.668.1181	•	•					
Madison	Ram Tool and Supply	110 Jetplex Circle	35758	256.772.8725	770.772.0564	•	•					
Mobile	Ram Tool and Supply	1517 S. Broad Street	36605	251.432.1867	251.432.5131	•	•					
Montgomery	Professional Tool Repair	1551 Rex Street	36107	205.263.6776	205.263.6708	•	•					
Montgomery	Ram Tool and Supply	541 Oliver Road	36117	334.270.8665	334.270.0696	•	•					
Robertsdale	Tool Expo Corporation	18262 Highway 104	36567	251.533.6250	251.947.2808	•	•					
ALASKA												
Anchorage*	Alaska Industrial Hardware	2716 Commercial Drive	99501	907.272.1441	907.277.3552	•	•					
Anchorage*	Alaska Industrial Hardware	4700 Old Seward Highway	99503	907.561.1781	907.562.5312	•	•					
Anchorage*	General Hardware Distributors	2192 Viking Drive	99501	907.562.6151	907.276.7204	•	•					
Eagle River*	Alaska Industrial Hardware	12340 Old Glenn Highway	99577	907.694.2988	907.694.1450	•	•					
Fairbanks*	Alaska Industrial Hardware	2951 Airport Way	99709	907.452.4788	907.452.5386	•	•					
Juneau*	Alaska Industrial Hardware	9141 Glacier Highway Avenue	99801	907.790.3300	907.790.5370	•	•					
Kenai*	Alaska Industrial Hardware	193 Bridge Access Road	99611	907.283.3531	907.283.9333	•	•					
Wasilla*	Alaska Industrial Hardware	751 W. Comercial Drive	99654	907.376.5274	907.373.2443	•	•					
ARIZONA												
Apache Junction	White Cap Construction Supply	500 East 38th Avenue	85219	480.677.6500	480.677.6501	•	•					
Flagstaff*	Copper State Bolt & Nut Company	1841 E Huntington Drive	86004	928.774.3237	928.774.3557	•	•					
Gilbert	White Cap Construction Supply	1285 N. McQueen Road	85233	480.892.0375	480.929.7667	•	•					
Goodyear	White Cap Construction Supply	14180 W. Van Buren, Ste. B101	85338	602.721.4517	602.932.5688	•	•					
Lake Havasu*	Copper State Bolt & Nut Company	537 Lake Havasu Ave N, Ste. D58102	86403	928.854.6989	928.453.6192	•	•					
Lake Havasu City	Hub Construction Specialties	1601 Acoma Boulevard W	86403	928.453.9109	928.453.3774	•	•					
Mesa*	Copper State Bolt & Nut Company	923 E Impala Avenue	85204	480.926.2566	480.892.6952	•	•					
Nogales*	Copper State Bolt & Nut Company	1060 N Mariposa Road	85621	520.281.4986	520.281.9567	•	•					
North Phoenix	White Cap Construction Supply	23910 N. 19th Ave. Bldg. 4 Ste. 70	85027	623.587.1520	623.587.1522	•	•					
Peoria*	Copper State Bolt & Nut Company	8936 N 79th Avenue	85345	623.334.4951	623.334.5019	•	•					
Phoenix*	Copper State Bolt & Nut Company	3831 E Broadway Road	85040	602.437.8677	602.437.9351	•	•					
Phoenix*	Copper State Bolt & Nut Company	17023 N Black Canyon Highway, Ste. 1	85023	602.548.1873	602.548.1975	•	•					
Phoenix	Southwest Fastener	4035 W. Van Buren	85009	602.272.2658	602.272.2798	•	•					
Phoenix	White Cap Construction Supply	2432 S. 6th Street	85004	602.256.6900	602.256.6067	•	•					
Prescott	Prescott True Value Hardware	846 Miller Valley Road	86301	928.445.6422	928.445.7397	•	•					
Prescott Valley*	Copper State Bolt & Nut Company	8655 E Eastridge Drive	86314	928.772.3177	928.772.0353	•	•					
Scottsdale*	Copper State Bolt & Nut Company	8175 E Raintree Dr, Ste. 6	85260	480.367.9051	480.367.0352	•	•					
Tempe	Fisher's Tool	1990 East 3rd Street	85281	480.968.0123	480.967.1577	•	•					
Tucson*	Copper State Bolt & Nut Company	3162 N Freeway Industrial Loop	85705	520.882.0611	520.882.0692	•	•					
Tucson	White Cap Construction Supply	3875 N. Commerce Drive	85705	520.792.9448	520.690.1399	•	•					
Tucson	White Cap Construction Supply	4451 S. Country Club Road	85714	520.748.8551	520.889.2952	•	•					
Yuma*	Copper State Bolt & Nut Company	2995 S Shari Avenue	85365	928.317.8110	928.317.8171	•	•					
ARKANSAS												
Benton	Louis and Company	427 Bird Street	72015	501.778.6500	501.778.7520	•	•					
Berryville	Meek's Lumber	908 W. Trimble	72616	870.423.6671	870.423.6330	•	•					
Fayetteville	Meek's Lumber	2401 N Gregg	72702	479.442.2351	479.442.9147	•	•					
Harrison	Meek's Lumber	902 N. Highway 62-65	72601	870.741.2333	870.741.7896	•	•					
Mountain Home	Meek's Lumber	Highway 62 SW	72653	870.425.6936	870.425.5950	•	•					
Rogers	Meek's Lumber	630 W. New Hope	72756	479.636.2511	479.631.5803	•	•					
Springdale	Meek's Lumber	4446 W. Sunset Avenue	72764	479.756.2550	479.756.0742	•	•					

*Five day guarantee not available at this location.

Service Center

RapidRepair® Center Locations

RAPIDREPAIR® CENTER LOCATIONS - U.S.A.

State/City	RapidRepair® Center Name	Address	Zip	Phone	Fax	Electric Nailguns	Electric Compressors	Gas Compressors	MT Lasers	MT Opticals	MT Locators
CALIFORNIA											
Anaheim	Ganahl Lumber	1220 East Ball Road	92805	714.772.5444	714.239.2230	•	•				
Anaheim	White Cap Construction Supply	3250 E. Carpenter Avenue	92806	714.764.1111	714.764.1113	•	•				
Atascadero	Outlet Tool Supply	7175 El Camino Real	93422	805.461.7120	805.461.7123	•	•				
Bakersfield	Hub Construction Supply	2815 Landco Drive	93308	661.631.9287	661.631.9549	•	•				
Bakersfield	White Cap Construction Supply	3027 Landco Drive	93308	661.335.7800	661.335.7801	•	•				
Berkeley	Airgas NCN	635 Gilman Street	94710	510.527.4080	510.527.4164	•	•				
Brentwood	Big B True Value Hardware	6600 Brentwood Boulevard	94513	925.634.2442	925.634.9839	•	•				
Brentwood	Central Concrete	11911 Brentwood Boulevard	94513	925.516.0806	925.516.0865	•	•				
Burbank	Reno Hardware & Supply, Inc.	2901 Thornton Avenue	91504	818.842.3667	818.842.3668	•	•				
Burbank	Tool Time	4126 W. Burbank Boulevard	91505	818.841.2800	818.841.6501	•	•				
Camarillo	Stock Building Supply	2800 Barry Street	93010	805.482.4621	805.388.5287	•	•				
Camp Pendleton	White Cap Construction Supply	Building 22105	92055	760.385.9645	760.385.9646	•	•				
Capistrano Beach	Ganahl Lumber	34162 Doheny Park Road	92624	949.496.5765	949.496.2166	•	•				
Carlsbad	White Cap Construction Supply	6125 Paseo Del Norte	92011	760.438.2292	760.438.9664	•	•				
Chatsworth	White Cap Construction Supply	20131 Sunburst Street	91311	818.727.1600	818.72.77042	•	•				
Chula Vista	White Cap Construction Supply	3451 Main Street, Ste. 101	91911	619.425.7600	619.425.7656	•	•				
Clovis	Constar Supply	200 Park Creek Drive	93611	559.292.6070	559.297.0147	•	•				
Commerce	Great Western Building Material	2321 Yates Avenue	90040	323.726.9730	323.726.9735	•	•				
Concord	Grabber	205 Mason Circle	94520	925.687.6606	925.687.6261	•	•				
Concord	White Cap Construction Supply	1640 Challenge Drive	94520	925.685.9130	925.685.9151	•	•				
Culver City	Westwood Power Tool	4824 So. Sepulveda Boulevard	90230	323.870.8088	323.390.0220	•	•				
Dublin	White Cap Construction Supply	6341 Scarlett Court	94568	925.833.9200	925.833.9530	•	•				
El Cajon	Dixieline Probuild	1262 Main Street	92021	619.440.7711	619.588.6826	•	•				
El Cajon	White Cap Construction Supply	430 Raleigh Avenue	92020	619.590.2001	619.590.2002	•	•				
Encinitas	Tool Depot	1441 Encinitas Boulevard, # 126	92024	760.943.9120	760.943.9917	•	•				
Escondido	Dixieline Probuild	561 North Tulip Street	92025	760.745.7271	760.745.1280	•	•				
Fairfield	White Cap Construction Supply	1995 W. Cordelia Road	94534	707.863.8282	707.863.8283	•	•				
Felton	Probuild	5843 Graham Hill Road	95018	831.335.4423	831.335.3364	•	•				
Fontana	Inland Valley Tool & Supply	14526 Manzanita Drive	92335	909.350.9192	909.350.9093	•	•				
Fremont	Dale Ace Hardware	37100 Post Street	94537	510.797.3700	510.797.0324	•	•				
Fresno	Hub Construction Supply	3743 E. Jensen	93725	559.499.2200	559.499.0512	•	•				
Glendale	Hub Construction Supply	5310 San Fernando Road	91203	818.547.3364	818.547.6903	•	•				
Hesperia	Hub Construction Supply	17560 Catalpa	92345	760.948.2339	760.948.5469	•	•				
Hesperia	T.A. Tools	14757 Bear Valley Road # 1	92345	760.949.7843	760.949.8083	•	•				
Indio	Hub Construction Supply	81760 Oleander Street	92201	760.341.3318	800.486.4482	•	•				
La Mesa	Dixieline Lumber	8372 Center Drive	91942	619.465.4242	619.464.6692	•	•				
La Mesa	Dixieline Probuild	3607 Avocado Boulevard	91942	619.670.5600	619.670.9931	•	•				
La Mesa	La Mesa Lumber	8255 University Avenue	91941	619.466.0511	619.466.1039	•	•				
Lake Forest	Ganahl Lumber	23132 Orange Avenue	92630	949.830.3600	949.837.8451	•	•				
Livermore	White Cap Construction Supply	297 S. Vasco Road	94550	925.961.1070	925.961.1071	•	•				
Los Angeles	White Cap Construction Supply	5400 McConnell Avenue	90066	310.482.3330	310.482.3331	•	•				
Martinez	S & S Tool	1915 Shell Avenue	94553	925.313.0360	925.229.0811	•	•				
Milpitas	Bay Tool & Supply	166 South Milpitas	95035	408.383.9266	408.383.9269	•	•				
Modesto	United Rentals	1331 Coldwell Avenue	95350	209.576.2233	209.342.0749	•	•				
Montebello	White Cap Construction Supply	1625 Washington Boulevard	90640	323.724.6690	323.724.6226	•	•				
Monterey	Peninsula Power Tool	828 Lighthouse Avenue	93940	831.375.4244	831.375.2655	•	•				
Monterey	Rental Depot, Inc.	2200 Del Monte Avenue	93940	831.642.9118	831.642.9213	•	•				
Murrieta	Dixieline Probuild	27826 Clinto Kieth Road	92562	951.246.8850	951.246.8864	•	•				
Murrieta	Hub Construction Supply	41550 Reagan Way	92562	909.304.3300	909.304.3303	•	•				
National City	Dixieline Probuild	3450 Highland Avenue	91950	619.425.6660	619.425.6778	•	•				
National City	Hub Construction Supply	402 West 35th Street, Ste. A	91950	619.409.7227	800.411.7255	•	•				
North Highlands	White Cap Construction Supply	4550 Roseville Road	95660	916.348.7759	916.348.6097	•	•				
Ontario	Hub Construction Supply	1856 S. Bon View Avenue	91761	909.947.4669	909.947.5586	•	•				
Ontario	White Cap Construction Supply	5055 E. Airport Drive	91761	909.605.9133	909.605.9134	•	•				
Palm Desert	CED Consolidated Electric Dist.	74-856 Joni Drive #C	92260	760.568.6869	760.568.3199	•	•				
Palm Desert	White Cap Construction Supply	73-600 Dinah Shore Drive	92211	760.202.3623	760.202.3625	•	•				
Paramount	White Cap Construction Supply	14080 Orange Avenue	90723	562.790.1717	310.637.0618	•	•				
Paso Robles	Rental Depot, Inc.	1005 Riverside Avenue	93446	805.237.9915	805.237.9926	•	•				
Pomona	Ferguson Enterprises	2750 South Towne Avenue	91766	909.517.3085	909.613.1607	•	•				
Poway	Dixieline Probuild	13345 Poway Road	92064	858.486.6333	858.486.0783	•	•				
Rancho Cordova	White Cap Construction Supply	2421 Mercantile Drive, Ste. A	95742	916.636.3215	916.636.3216	•	•				
Riverside	White Cap Construction Supply	4133 Fairgrounds	92501	951.682.2226	951.682.2271	•	•				
Roseville	White Cap Construction Supply	8286 Industrial Avenue	95678	916.780.5922	916.780.5955	•	•				
Sacramento	Ferguson Enterprises	8200 Ferguson Avenue	95828	916.388.2333	916.388.2364	•	•				
Sacramento	Sacramento Machinery Company	729 West Del Paso Road	95834	916.568.7514	916.568.6022	•	•				
Salinas	Probuild	1250 Abbott Street	93901	831.758.3367	831.758.5354	•	•				
Salinas	White Cap Construction Supply	1276 Abbot St. Unit C	93901	831.757.0194	831.757.5227	•	•				
San Bernardino	Hub Construction Supply	379 S. "I" St.	92410	909.889.0161	909.885.0983	•	•				
San Bruno	K-119 of California	925 San Mateo Avenue	94066	650.588.0160	650.588.8842	•	•				

Electric Nailguns
Electric Compressors
Gas Compressors
MT Lasers
MT Opticals
MT Locators



RAPIDREPAIR® CENTER LOCATIONS - U.S.A.

State/City	RapidRepair® Center Name	Address	Zip	Phone	Fax	Electric Nailguns	Electric Compressors	Gas Compressors	M/T Lasers	M/T Opticals	M/T Locators
CALIFORNIA											
San Diego	Dixieline Probuild	3250 Sports Arena Boulevard	92110	619.224.4161	619.224.7911	••					
San Diego	Dixieline Probuild	4888 Convoy Street	92111	858.279.5010	858.279.2695	••					
San Diego	Dixieline Probuild	7292 Miramar Road	92121	858.695.0600	858.695.2636	••					
San Diego	Jobsite Supply Company	3520 Kurtz Street, Ste. B	92110	619.295.6100	619.295.6300	••					
San Diego	Toolup.Com	9660 Chesapeake Avenue	92123	858.565.2284	858.565.1448	••					
San Diego	White Cap Construction Supply	7560 Convoy Court	92111	858.560.9933	858.571.2714	••					
San Francisco	Bay Tool & Supply	1650 Evans Avenue	94124	415.920.2810	415.920.2818	••					
San Francisco	Blaze Fireplace	101 Cargo Way	94124	415.495.4004	415.495.2446	••					
San Francisco	White Cap Construction Supply	200 Jennings Street	94107	415.626.3750	415.882.4261	••					
San Jose	CB Tool and Supply	90 Karina Court	95131	408.436.0707	408.436.5515	••					
San Jose	Dahl's Equipment Rental Inc.	1110 N. 10th Street	95112	408.292.1888	408.292.625	••					
San Jose	Toolup.Com	2510 Channing Avenue	95131	408.988.3278	408.988.4354	••					
San Jose	White Cap Construction Supply	595 Brennan Street	95131	408.441.8200	408.441.8579	••					
San Juan Capistrano	White Cap Construction Supply	33061 Camino Capistrano	92675	949.493.9448	949.493.1460	••					
San Leandro	Airgas NCN	1592 Doolittle Drive	94577	510.297.5939	510.352.0547	••					
San Leandro	White Cap Construction Supply	1140 Beecher Street	94577	510.729.6464	510.729.6460	••					
San Marcos	Hub Construction Supply	804 Rancheros Drive	92069	760.744.8124	760.744.1343	••					
San Marcos	White Cap Construction Supply	1139 Grand Avenue	92069	760.471.7909	760.471.7959	••					
Santa Ana	Hub Construction Supply	2710 S. Main Street	92707	714.238.2130	714.238.2137	••					
Santa Ana	White Cap Construction Supply	1723 S. Ritchey Street	92705	714.258.3300	714.258.3289	••					
Santa Clara	Nu-Way Tool Supply	3232 El Camino Real	95051	408.984.5395	408.984.0162	••					
Santa Clarita	Stock Building Supply	23126 Drayton Street	91350	661.254.3113	661.254.3699	••					
Santa Clarita	White Cap Construction Supply	28255 Kelly Johnson Parkway	91355	661.294.7737	661.294.7747	••					
Santa Maria	White Cap Construction Supply	1646 W. Carlotti	93454	805.925.5250	805.925.4243	••					
Santa Monica	Tool Power	2828 Santa Monica Boulevard	90404	310.453.2012	310.453.6570	••					
Santa Rosa	Mead Clark Lumber	2667 Dowd Drive	95407	707.576.3333	707.579.2202	••					
Santa Rosa	White Cap Construction Supply	301 E. Todd Road	95407	707.588.0150	707.588.0155	••					
So. San Francisco	South City Lumber	499 Railroad Avenue	94080	650.588.5711	650.871.8069	••					
Solana Beach	Dixieline Probuild	663 Lomas Santa Fe Drive	92075	858.755.0246	858.755.1384	••					
Stockton	Western Tool Supply	3202 E. Waterloo Road	95205	209.937.0510	209.937.0811	••					
Stockton	White Cap Construction Supply	1166 S. Wilson Way	95205	209.944.9541	209.944.9071	••					
Temecula	White Cap Construction Supply	28065 Diaz Road	92590	951.694.5414	951.694.6177	••					
Van Nuys	Arrow Tool & Fastener	15219 Stagg Street	91405	818.780.1464	818.780.3790	••					
Ventura	Stock Building Supply	1160 East Thompson Boulevard	93001	805.648.3181	805.648.5801	••					
Ventura	White Cap Construction Supply	6086 Nicolle Street	93003	805.644.2226	805.642.6513	••					
West Sacramento	Fastenal	501 Harbor Boulevard	95691	916.371.8015	916.371.8454	••					
West Sacramento	Hub Construction Supply	613 Galveston Street	95691	916.375.6600	916.375.6619	••					
COLORADO											
Aspen	Aspen Rent-All, Inc.	208 Aspen Airport Business Ctr.	81611	970.925.3285	970.925.3285	••					
Boulder	McGuckin True Value	2525 Arapahoe Avenue	80302	303.443.1822	303.443.0297	••					
Castle Rock	Fastenal	801 Park Street	80109	303.688.7398	303.688.6417	••					
Colorado Springs	White Cap Construction Supply	4005 Interpark Drive	80907	719.264.0995	719.264.8997	••					
Denver*	Copper State Bolt & Nut Co	4880 Geneva Street	80238	303.371.5766	303.371.5799	••					
Denver	Fastenal	505 Bryant Street	80204	303.825.3904	303.825.1074	••					
Denver	Tool & Anchor Supply	1962 W. 12th Avenue	80204	303.595.8488	303.893.8670	••					
Denver	White Cap Construction Supply	70 Sante Fe Drive	80223	303.534.0661	303.534.1906	••					
Durango	Ted's Rental & Sales, Inc.	999 E. College Drive	81301	970.247.2930	970.247.2931	••					
Englewood	White Cap Construction Supply	2880 So. Raritan	80110	303.783.0111	303.762.0820	••					
Ft. Collins	White Cap Construction Supply	334 S. Summit View Drive	80524	970.224.3010	970.2243.279	••					
Grand Junction	White Cap Construction Supply	2382 Leland Avenue	81505	970.245.6787	970.243.2432	••					
La Veta	La Veta True Value	1010 Cherry Street	81055	719.742.3626	719.742.3037	••					
Loveland	Fastenal	418 S.E. 8th Street	80537	970.669.9595	970.669.7652	••					
CONNECTICUT											
Branford	Mamsco Construction Supply, LLC	9 Tipping Drive	06405	203.481.9833	203.481.3408	••					
Branford	Taylor Rental Center	174 Cedar Street	06405	203.488.1644	203.483.7547	••					
Monroe	Taylor Rental	517 Main Street	06468	203.268.6241	203.261.4538	••					
Norwich*	Superior Southeast	251 W. Thames Street	06360	866.462.3228	860.886.9995	••					
Orange	Taylor Rental Center	304 Boston Post Road	06477	203.795.5251	203.795.9841	••					
Waterbury	Schmidt's and Serafine's, Inc.	464 Chase Avenue	06704	203.754.5981	203.755.2763	••					
DELAWARE											
Millsboro	Ferguson Enterprises	118 E. Dupont Avenue	19966	302.934.6040	302.934.6279	••					
Ocean View	Rent Equip	123 Atlantic Avenue, Rt 26	19970	302.537.9700	302.537.2746	••					
FLORIDA											
Big Pine Key	Big Pine Builders's Supply	30770 Overseas Highway	33043	305.872.2337	305.872.9795	••					

*Five day guarantee not available at this location.

Service Center

RapidRepair® Center Locations

RAPIDREPAIR® CENTER LOCATIONS - U.S.A.

State/City	RapidRepair® Center Name	Address	Zip	Phone	Fax	Electric Nailguns	Electric Compressors	Gas Compressors	MT Lasers	MT Opticals	MT Locators
FLORIDA											
Bradenton	Action Bolt & Tool Company	6208 28th. Street East	34203	941.355.8581	813.351.6298	••					
Bradenton	Fastenal Company	816 Manatee Avenue, Unit 11	34208	941.748.8153	941.748.8163	••					
Bradenton	White Cap Construction Supply	1212 44th Avenue East	34203	941.753.5602	941.755.2684	••					
Cape Coral	TCS of Naples, Inc.	765 NE 19th Place #3	33909	239.425.0970	239.425.0969	••					
Clearwater	Construction Materials	12425 US Highway 19 North	33764	727.535.0334	727.535.0843	••					
Clearwater	Empire Tool & Supply	6291 147th. Avenue North	33760	727.535.7404	727.535.7235	••					
Clearwater	White Cap Construction Supply	5220 126th Avenue N.	33760	727.573.7789	727.573.7805	••					
Coral Springs	Sy's Supplies	11230 Wiles Road	33076	904.755.7711	904.345.0276	••					
Crawfordville	Cornerstone Tool & Fastener	3269 Crawfordville Highway	32327	850.926.1144	850.926.1596	••					
Davie	International Tool Corp.	2590 Davie Road	33317	954.794.4403	954.792.3560	••					
Davie	Sy's Supplies	15751 SW 41st Street	33324	954.389.5611	954.383.0211	••					
Daytona Beach	White Cap Construction Supply	811 Fentress Court	32117	386.274.4970	386.274.2930	••					
Doral	World Electric Supply	11010 NW 30th Street, Ste. 106	33172	305.436.1500	305.436.1554	••					
Fort Myers	Construction Materials	1755 Benchmark Avenue	33905	239.267.8877	239.267.4057	••					
Ft. Myers	Action Bolt & Tool Company	14241 Jetport Loop	33913	239.939.2028	239.939.3562	••					
Ft. Myers	White Cap Construction Supply	3135 Hanson Street	33916	239.334.0061	239.334.2325	••					
Gainesville	White Cap Construction Supply	1925 NW 2nd. Street, Ste. B	32609	352.372.4181	352.372.5449	••					
Hialeah*	The Creation Tool	3865 East 4th Avenue	33013	305.836.7488	305.836.7489	••					
Jacksonville	Bernies Tools & Fasteners	4211 Highway Avenue	32254	904.384.4999	904.384.0626	••					
Jacksonville	Fastening Systems Jacksonville	11417 Saints Road	32246	904.641.8909	904.641.0112	••					
Jacksonville	HD Supply Electric	5311 Doolittle Road	32254	904.388.2926	904.388.3876	••					
Jacksonville	HD Supply Plumbing	5285 Highway Avenue	32254	904.783.4567	904.783.9704	••					
Jacksonville	Triangle Fastener Corporation	6610 Suemac Place	32254	904.695.0404	904.695.0062	••					
Jacksonville	White Cap Construction Supply	5409-100 Broadway Avneue	32254	904.388.2926	904.388.3876	••					
Lake Worth	Mike's Git R Done Tool Repair	2202 7th. Avenue S., Bay A	33461	561.588.7099	561.588.7050	••					
Lakeland	White Cap Construction Supply	335 North Ingraham Avenue	33801	863.687.3246	863.688.5512	••					
Longwood	Merit Fasteners Corp.	2510 N. County Road 427	32750	407.331.4815	407.331.5015	••					
Melbourne	Hughes Supply, Inc.	2701 W. Nasa Boulevard	32904	321.724.5880	321.724.0165	••					
Melbourne	White Cap Construction Supply	600 Distribution Drive	32904	321.674.6990	321.724.0165	••					
Miami	Best Equipment & Repair, Inc.	12390 SW 131 Avenue	33186	305.278.2099	305.278.8815	••					
Miami	Smith Hamilton Shop	3642 NW 37th Avenue	33142	305.633.6372	305.635.1213	••					
Miami	Smith Hamilton Shop	5625 N.W. 79th Avenue	33166	305.591.8444	305.635.1213	••					
Miami	White Cap Construction Supply	10800 NW 92nd Terrace, #103	33172	305.885.8699	305.885.6621	••					
Naples	White Cap Construction Supply	3400 Progress Avenue	34104	239.430.9711	239.430.2811	••					
Ocala	Fastening Systems	1715 S. Pine Avenue	34480	352.867.0036	352.867.0048	••					
Ocala	White Cap Construction Supply	700 S.W. 38th Avenue, #2	34474	352.401.3700	352.401.3711	••					
Orlando	Action Bolt & Tool Company	2113 South Division	32805	407.245.7066	407.245.7664	••					
Orlando	All City Carbide & Supply, Inc.	2700 Hazelhurst Avenue	32804	407.341.1400	407.774.3102	••					
Orlando	Construction Materials	7600 S. Orange Avenue	32809	407.859.4932	407.240.4360	••					
Orlando	Fastening Systems	9789 S. Orange Blossom Trail	32837	407.855.9773	407.855.9753	••					
Orlando	Sy's Supplies Orlando	2016 Standhome Way	32804	407.650.9911	407.650.9977	••					
Orlando	Triangle Fastener Corporation	995 W. Kennedy Boulevard. #B-47	32810	407.660.0167	407.660.1256	••					
Orlando	White Cap Construction Supply	7527 Exchange Drive	32809	407.240.1380	240.240.3102	••					
Orlando	White Cap Construction Supply	600 N Ferguson Drive	32805	407.298.7083	407.297.5892	••					
Panama City	White Cap Construction Supply	17689 Ashley Drive	32413	850.230.3607	850.230.3855	••					
Panama City Beach	Service Construction Supply	17740 Ashley Drive, Ste. 112	32413	850.233.9719	850.233.3771	••					
Pensacola	Pensacola Hardware Company	20-24 East Gregory Street	32502	850.438.3186	850.433.8994	••					
Pompano Beach	OSI & Fasteners	1953 Hammondville Road	33069	954.783.4455	954.942.5373	••					
Pompano Beach	White Cap Construction Supply	2007 NW 15th. Avenue	33069	954.979.3030	954.946.8691	••					
Pompano Beach	World Electric Supply	2510 W. Copans Road	33069	954.979.1960	954.957.8688	••					
Port St. Lucie	World Electric Supply	663 NW Enterprise Drive	34986	772.873.9668	882.873.9926	••					
Riverview	Fastening Systems Riverview	2626 S. Falkenburg Road	33569	813.740.8885	813.740.8959	••					
Sanford	Fastenal	643 Progress Way	32771	407.302.9203	407.302.9602	••					
Sanford	The Utter Guys	10 Keys Court	32773	407.834.2106	407.834.4067	••					
Sarasota	White Cap Construction Supply	2525 12th Street, Bldg 1	34237	941.955.4701	941.955.2087	••					
Sarasota	Fastening Systems Sarasota	279 Interstate Court	34240	941.379.0771	941.379.0678	••					
St. Augustine	Ernie's Tool & Specialty	20 S. Dixie Highway	32084	904.829.5712	904.829.6111	••					
Tallahassee	Cornerstone Tool & Fastener	1110 Stuckey Avenue	32310	850.580.1200	850.580.1225	••					
Tampa	Action Bolt & Tool Company	8226 Brodway Avenue E.	33619	813.635.0668	813.630.9587	••					
Tampa	Construction Materials	608 N 19th. Street	33605	813.549.4570	813.549.2811	••					
Tampa	Sy's Supplies	10120 Elizabeth Place	33619	813.681.9040	813.681.8118	••					
Tampa	White Cap Construction Supply	3319 US Highway 301 North	33619	813.626.6200	813.626.4503	••					
Tampa	White Cap Construction Supply	10301 Fisher Avenue	33619	813.621.9649	813.628.0979	••					
Venice	HD Supply Plumbing	341 S. Seaboard Avenue	34285	941.485.4861	941.485.1297	••					
West Palm Beach	Sewell Hardware Company	1318 Mercer Avenue	33406	561.832.7171	561.655.5248	••					
West Palm Beach	Tools-N-More	6537 Southern Boulevard	33413	561.689.8349	561.689.9252	••					
West Palm Beach	World Electric Supply	6780 White Drive	33407	561.842.8228	561.842.8252	••					
West Palm Beach	Sy's Supplies	235 N. Jog Road	33413	561.689.7711	561.689.7547	••					

*Five day guarantee not available at this location.

Electric
Nailguns
Electric Compressors
Gas Compressors
MT Lasers
MT Opticals
MT Locators



BOSCH

For more details visit
Boschtools.com



RAPIDREPAIR® CENTER LOCATIONS - U.S.A.

State/City	RapidRepair® Center Name	Address	Zip	Phone	Fax	Electric	Neiguns	Electric Compressors	Gas Compressors	MT Lasers	MT Opticals	MT Locators
GEORGIA												
Atlanta	Dixie Construction Products	970 Huff Road	30318	404.351.1100	404.350.2359	•	•					
Atlanta	White Cap Construction Supply	171 Armour Drive	30324	404.873.2565	404.873.6936	•	•					
Cartersville	White Cap Construction Supply	1274 Joe Frank Harris Parkway	30120	770.382.7000	770.382.1924	•	•					
Cumming	Kentec	3670 Hutchinson Road	30040	678.965.6797	678.965.6749	•	•					
Dalton	Airgas	408 North Park Drive	30720	706.277.5001	706.277.5022	•	•					
Fairburn	White Cap Construction Supply	203 Fairburn Industrial Boulevard	30213	770.892.2683	770.892.2693	•	•					
Lawrenceville	Live Oak Hardware & Supply, Inc.	351 Pike Boulevard	30045	770.963.3000	770.963.3136	•	•					
Lilburn	Kentec	535 Indian Trail Road	30047	678.942.0387	678.942.0388	•	•					
Macon	Dixie Construction Products	7280 Hawkinsville Road	31216	478.447.0223	478.788.3211	•	•					
Macon	White Cap Construction Supply	2020 Industrial Park Drive	31216	478.788.3008	478.788.2967	•	•					
Martinez	White Cap Construction Supply	3761 Martinez Boulevard	30907	706.868.8683	706.860.4379	•	•					
Norcross	Construction Materials	6878 Best Friend Road	30071	770.2637.500	770.242.8184	•	•					
Pooler	White Cap Construction Supply	118 Westside Boulevard	31322	912.965.0220	912.748.9906	•	•					
Savannah	Ram Tool and Supply	205 Telfair Road	31415	912.233.7022	912.238.3031	•	•					
Suwanee	Dixie Construction Products	305 Shawnee North Drive, Ste. 850	30024	770.4471.100	770.416.9053	•	•					
Tucker	Ram Tool and Supply	2439 Mountain Ind. Boulevard	30084	770.270.1300	770.270.9400	•	•					
Woodstock	Kentec	9740 Main Street, Ste. 194	30188	770.516.0744	770.516.5378	•	•					
HAWAII												
Kahului*	Maui Laminates, Inc.	269 Papa Place, Unit # 5	96732	808.871.6500	808.871.5959	•	•					
Kapaa*	Specialty Lumber, Inc.	4568 Lehua Street	96746	808.822.5432	808.822.0556	•	•					
ILLINOIS												
Addison	Sonepar Brook Electric	880 S. Rohlwing Road	60101	847.353.6300	847.353.6301	•	•					
Albers*	Tonnies True Value	126 N Commercial Street	62215	618.248.5172	618.248.5818	•	•					
Algonquin	Advantage Rental Centers	914 W. Algonquin Road	60102	847.658.9000	847.658.9184	•	•					
Algonquin	Algonquin True Value	1430 E. Algonquin Road	60102	847.658.0053	847.658.2928	•	•					
Belleville	Liese Lumber	2215 South Belt West	62226	618.234.0105	618.234.7944	•	•					
Bensenville	Thompson's Grand Rental Station	213 W. Irving Park Road	60106	630.766.6400	630.766.7945	•	•					
Bloomington	Midwest Construction Rentals, Inc.	802 North Linden Street	61701	309.829.1046	309.827.3303	•	•					
Champaign	D. Tepper Enterprises	107 W. Springfield Avenue	61820	217.356.6454	217.356.1975	•	•					
Chicago	Mutual Sales Corp.	2447 W. Belmont	60618	773.935.9440	773.935.3043	•	•					
Collinsville	The Carter-Waters Corporation	1700 St. Louis Road	62234	618.398.4377	618.397.7385	•	•					
Crystal Lake	Grand Rental Station	150 N. Main Street	60014	815.477.8888	815.477.8889	•	•					
Decatur	Black & Company	1717 E. Garfield Avenue	62526	217.428.4424	217.428.1439	•	•					
Des Plaines	Thompson's Grand Rental Station	1460 E. Oakton	60018	847.827.6651	847.803.0399	•	•					
East Alton	Fischer Lumber Company	210 Shamrock Street	62024	618.259.7434	618.259.7481	•	•					
Elgin	Brook Electric	2511 Technology Drive, Ste. 105	60124	847.353.6300	847.353.6301	•	•					
Elk Grove Village	White Cap Construction Supply	2400 Landmeier Road, Unit 1-5	60007	847.427.1600	847.427.1616	•	•					
Evanston	Evanston Lumber Company	1001 Sherman Avenue	60202	847.864.7700	847.864.3618	•	•					
Fairbury	Fairbury Fastener	23092 E. 800 North Road	61739	815.692.3848	815.692.2200	•	•					
Fairview Heights*	Grand Rental Station	5612 N. Illinois Street	62208	618.277.7750	618.277.7859	•	•					
Galena	Gasser True Value	11359 W. Industrial Park Avenue	61036	815.777.1298	815.777.1332	•	•					
Gilberts	White Cap Construction Supply	323 Sola Drive	60136	847.426.8008	847.426.8009	•	•					
Highland Park	Mutual Ace Hardware	1393 Half Day Road	60035	847.432.0045	847.432.9405	•	•					
Libertyville	Brook Electric	1785 Northwind Boulevard	60048	847.353.6300	847.816.6620	•	•					
Lombard	Thompson's Grand Rental Station	21W550 North Avenue	60148	630.261.0600	630.261.0657	•	•					
Mc Cook	Recco Tool and Supply	8805 Joliet Road	60525	708.442.7850	708.442.7871	•	•					
McHenry	Bjorkman's Ace Hardware	4520 W. Crystal Lake Road	60050	815.385.3660	815.385.3662	•	•					
Mendota	True Value Hardware	1201 N. Main Street	61342	815.539.6642	815.539.3203	•	•					
Mokena	Brook Electric	8940 W. 192nd Street, Ste. A	60448	708.479.2800	708.479.4888	•	•					
Mokena	White Cap Construction Supply	8124 W. 188th Street Unit-B	60448	000-000-0815	815.464.8868	•	•					
Montgomery	Avanti Tools & Accessories, Inc.	2287 Cornell Avenue	60538	630.844.9890	630.844.9891	•	•					
North Aurora	L W Meyer & Sons	476 Clearwater Drive	60542	630.801.0234	630.801.0058	•	•					
Peoria	Hagerty Industrial Supply	1506 W. Detweiler Drive	61615	309.589.0200	309.589.0256	•	•					
Rockford	Nicholson Hardware	1131 Second Avenue	61104	815.963.4821	815.963.4823	•	•					
Springfield	Noonan True Value Hardware	510 Bruns Lane	62702	217.787.7225	217.787.7225	•	•					
Taylorville	Urban Rental Company	615 E. Main Cross	62568	217.824.4023	217.824.4023	•	•					
Teutopolis	Midwest Precise, Inc.	212 W. Main Street	62467	217.857.3931	217.857.3209	•	•					
Troy	NuWay Concrete Forms, Inc.	7651 East Resource Drive	62294	618.288.3400	618.288.3410	•	•					
Vandalia*	True Value of Vandalia	2024 West Progress	62471	618.283.9700	618.283.2304	•	•					
Virden*	Virden True Value Hardware	144 E. Dean Street	62690	217.965.5511	217.965.3431	•	•					
Wood River	Waltco Tools	1005 E. Edwardsville Road	62095	618.259.5133	618.259.5134	•	•					
INDIANA												
Andersen*	Sunbelt Rental	3321 Scatterfield Road	46013	765.683.1620	765.683.1866	•	•					
Carmel	Sunbelt Rental	10222 N. Michigan Road	46032	317.872.5338	317.872.5573	•	•					
Columbus*	Grand Rental Center	750 Repp Drive	47201	812.372.7385	812.372.6923	•	•					

*Five day guarantee not available at this location.

Service Center

RapidRepair® Center Locations

RAPIDREPAIR® CENTER LOCATIONS - U.S.A.

State/City	RapidRepair® Center Name	Address	Zip	Phone	Fax	Electric	Nailguns	Electric Compressors	Gas Compressors	MT Lasers	MT Opticals	MT Locators
INDIANA												
Columbus*	Sunbelt Rental	3069 No. National Road	47203	812.372.3377	812.372.3183	•	•					
Elkhart	Hahn Systems	58172 Charlotte Avenue	46517	574.293.0502	574.294.6469	•	•					
Elkhart	Palmer Ace Hardware	1635 Cassopolis Street	46514	574.264.6744	574.264.1725	•	•					
Ferdinand	Superb Tooling, Inc.	250 Scenic Industrial Drive	47532	812.367.2102	812.367.2984	•	•					
Ft. Wayne*	White Cap Construction Supply	4510 Industrial Road	46825	260.482.9757	260.483.1243	•	•					
Ft. Wayne	Hahn Systems	2116 W. Coliseum Boulevard	46808	260.489.0746	260.482.4106	•	•					
Indianapolis	Courterco	5373 W. 79th Street	46268	317.875.7550	317.879.2454	•	•					
Indianapolis	Eskew Enterprises, Inc.	1447 N. Harding Street	46202	317.264.9028	317.264.7003	•	•					
Indianapolis	Hahn Systems	5762 W. 74th Street, Bldg. 117	46278	317.843.1603	317.244.9079	•	•					
Indianapolis	Hahn Systems	5305 Commerce Square Drive, Ste. A	46237	317.888.4797	317.888.4082	•	•					
Indianapolis	Jobsite Supply	624 S. Missouri, Ste. 300	46225	317.684.7474	317.684.7484	•	•					
Indianapolis	Sunbelt Rental	975A Beachway Drive	46224	317.241.6934	317.241.7257	•	•					
Indianapolis	Sunbelt Rental	4949 S. Harding Street	46217	317.782.1039	317.781.9357	•	•					
Indianapolis	Sunbelt Rental	8801-A East 25th Street	46219	317.899.8364	317.899.8973	•	•					
Indianapolis	White Cap Construction Supply	7130 W. Mccarty Street	46241	317.260.4300	317.260.4301	•	•					
Indianapolis	White Cap Construction Supply	6433 E. 30th Street	46219	317.543.4475	317.549.0270	•	•					
Lafayette	Henry Poor Rental	3315 Brady Lane	47909	765.474.1388	765.474.6615	•	•					
Lafayette	Sunbelt Rental	601 Sagamore Parkway No.	47904	317.446.2600	317.446.2609	•	•					
Lafayette	Von Tobel Lumber	319 N Earl Avenue	47904	765.448.1525	765.448.4704	•	•					
Noblesville	Chapman Electric Supply	1500 Westfield Road	46062	317.773.6712	317.773.2962	•	•					
Noblesville	Sunbelt Rental	18000 Cumberland Road	46060	317.773.1688	317.773.1311	•	•					
Schererville	White Cap Construction Supply	524 Kennedy Avenue	46375	219.322.9300	219.322.9400	•	•					
Shelbyville	Builders Lumber & Hardware	1309 Miller Avenue	46176	317.421.2482	317.421.2485	•	•					
Terra Haute*	Grizzly, Inc.	1350 Sycamore Street	47807	812.478.3190	812.478.2394	•	•					
Valparaiso	White Cap Construction Supply	1156 Horse Prairie Avenue	46385	219.464.8805	219.464.8806	•	•					
IOWA												
Dubuque	Dubuque Hose & Hydraulic	500 E. 14th Street	52001	563.582.4673	563.582.8939	•	•					
Iowa City*	White Cap Construction Supply	2003 South Gilbert Street	52240	319.337.4681	319.337.9619	•	•					
Keokuk*	Big River Rental	3523 - 243rd Avenue	52632	319.372.1755	319.372.8810	•	•					
KANSAS												
Kansas City*	J & S Tool & Fastener, Inc.	3040 S. 44th Street	66106	913.677.2000	913.677.0439	•	•					
Kansas City*	Midwest Industrial Sales	1232 Southwest Boulevard	66103	913.831.2300	913.831.0264	•	•					
Kansas City	Southern Fastening Systems	3040 South 44th	66106	972.202.5000	972.202.8320	•	•					
Olathe	The Carter-Waters Corporation	19930 West 157th Street	66062	913.927.2960	913.768.0377	•	•					
Stanley*	Dobbel's True Value Hardware	7821 W. 151st Street	66223	913.897.3141	913.897.5318	•	•					
Wichita	The Carter-Waters Corporation	4311 West 29th Circle South	67215	316.942.6712	316.942.1414	•	•					
KENTUCKY												
Louisville	Bargain Supply Company	844 E. Jefferson Street	40206	502.562.5000	502.562.5051	•	•					
Louisville	Courterco	2510 Stanley Gault Parkway	40223	502.253.0050	502.253.0051	•	•					
Louisville	Kwik-Set Fasteners	4006 Bishop Lane	40218	502.969.5311	502.969.5619	•	•					
Louisville	White Cap Construction Supply	4504 Poplar Level Road	40213	502.964.3385	502.968.2034	•	•					
Marion	Marion True Value	223 Sturgis Road	42064	270.965.5425	270.965.3482	•	•					
Newport*	Art's Rental Equipment	215 E. 6th Street	41071	859.431.3660	859.431.1426	•	•					
LOUISIANA												
Alexandria	Cenla Bolt & Supply	4849 A Empire Drive	71301	318.473.8970	318.443.8869	•	•					
Baton Rouge	Casco, Inc	6665 Exchequer Drive	70809	225.753.5956	225.752.5337	•	•					
Baton Rouge	Contractors Supply & Equipment	14020 Airline Highway	70817	225.356.6646	225.356.6659	•	•					
Harahan*	Ram Tool and Supply	220 Research Drive	70123	504.733.9055	504.733.9077	•	•					
Shreveport	ETOX, Inc.	1707 Lakeshore Drive	71103	318.222.7528	318.222.7552	•	•					
Slidell	Industrial Welding Supply	60077 Highway 11 North	70458	985.645.0808	985.645.0707	•	•					
Slidell*	K & S Industrial Supply, Inc.	394 Voters Road	70461	985.646.1116	985.646.1113	•	•					
MARYLAND												
Annapolis	Ferguson Enterprises	11 Hudson Street	21401	410.573.0040	240.573.0117	•	•					
Baltimore	Skarie, Inc.	707 N. Howard Street	21201	410.728.6000	410.728.4822	•	•					
Beltsville	Ferguson Enterprises	11730 Baltimore Avenue	20705	240.264.3600	240.264.3601	•	•					
Capital Heights	Posner Industries	8641 Edgeworth Drive	20743	301.350.1000	301.350.1050	•	•					
Capital Heights	Trippe Supply Company	309 Richie Road	20743	301.350.6550	301.350.5035	•	•					
Capitol Heights	Power House Tool & Supply	201 Ritchie Road, Ste. C	20743	301.350.8200	301.350.4026	•	•					
Centreville	Price & Gannon True Value	2448 Centreville Road	21617	410.758.0730	410.758.0794	•	•					
Chestertown	JBK True Value Hardware	18 Washington Sq Shopping Center	21620	410.778.9600	410.778.9410	•	•					
Cumberland	American Rent All	219 N. Mechanic Street	21502	301.777.5000	301.777.5407	•	•					
Frederick	Posner Industries	4600 Wedgewood Boulevard, Ste. J	21703	301.668.4450	301.668.4454	•	•					
Glen Burnie*	Posner Industries	810 Cromwell Park Drive	21061	410.768.0300	410.768.0301	•	•					

*Five day guarantee not available at this location.



For more details visit
Boschtools.com

RAPIDREPAIR® CENTER LOCATIONS - U.S.A.

State/City	RapidRepair® Center Name	Address	Zip	Phone	Fax	Electric	Neiguns	Electric Compressors	Gas Compressors	MT Lasers	MT Opticals	MT Locators
MARYLAND												
Hollywood	Posner Industries	44180 Airport View Drive	20636	301.373.6390	301.373.6394	••						
Hyattsville	Eastern Supply & Equip Co	4504A Decatur Street	20781	301.699.3400	301.699.8703	••						
Hyattsville	White Cap Construction Supply	2507 51st Avenue	20781	301.773.3800	301.773.7859	••						
Rockville	Ferguson Enterprises	800A E. Gude Drive	20850	301.424.1393	301.424.5759	••						
Silver Spring	Ferguson Enterprises	2600 Pittman Drive	20910	301.589.6662	301.589.7599	••						
Westminster	Advanced Contractors Supply	359 Manchester Road	21157	800.625.4700	410.857.6348	••						
MASSACHUSETTES												
Falmouth	Wood Lumber Company	81 Locust Avenue	02540	508.548.3154	508.457.1189	••						
Hudson	Robinson's Ace	31 Washington Street	01749	978.562.7317	978.562.1120	••						
Millbury	Ray's Value Hardware	22 Howe Avenue	01527	508.865.9037	508.865.0656	••						
Pittsfield	Carr Hardware and Supply Co.	547 North Street	01201	413.443.5611	413.443.4136	••						
West Yarmouth	United Rentals	546 Higgins Crowell Road	02673	508.775.1600	508.790.1731	••						
Westford	MacKay True Value Hardware	224 Littleton Road	01886	978.692.3346	978.392.0327	••						
Woburn	Star Sales	29 Commerce Way	01888	781.933.8830	781.933.2145	••						
Worcester	C C Adams Hardware	156 Main Street	01608	508.752.1919	508.797.5836	••						
MICHIGAN												
Canton	National Ladder & Scaffold Company	7320 Haggerty Road	48187	734.459.3640	734.454.0522	••						
East Jordan	East Jordan True Value	201 Mill Street	49727	231.536.3121	231.536.0449	••						
Grand Rapids	Fasteners, Inc.	2909 Buchanan Avenue SW	49548	616.241.3448	616.241.1601	••						
Grand Rapids	National Ladder & Scaffold Company	23 - 44th Street S.E.	49548	616.534.3999	616.534.0626	••						
Houghton*	Superior Rent-All & Sales	47461 US 41	49931	906.482.8080	906.482.5551	••						
Jackson	Taylor Rental Center	2415 Wildwood Avenue	49202	517.784.0574	517.784.1918	••						
Kalamazoo	Fader Equipment, Inc.	2203 E. Michigan Avenue	49048	269.344.6159	269.344.0352	••						
Madison Heights	National Ladder & Scaffold Company	29350 John R Road	48071	248.399.0984	248.546.4169	••						
Manistee	Grand Rental Station	52 Arthur Street	49660	231.723.6886	231.723.6898	••						
Mason	Kerr Hardware	222 S Cedar	48854	517.676.5040	517.676.1980	••						
Pontiac	Performance Tool	23 S. Telegraph Road	48341	248.335.7100	248.335.5211	••						
Union City	Merchant's True Value Hardware	205 N. Broadway Street	49094	517.741.4355	517.741.8125	••						
Warren	Performance Tool	26772 DeQuindre Road	48091	586.558.8665	586.558.9779	••						
MINNESOTA												
Bloomington*	Bloomington Rental Center, Inc.	9349 Bryant Avenue S.	55420	952.881.5144	952.881.5311	••						
Cloquet*	McDonald Rentals, Inc.	1208 Highway 33 South	55720	218.879.9060	218.879.2455	••						
Eagan*	Cemstone Contractor Supply	2955 Eagandale Boulevard	55121	651.905.8102	651.905.3736	••						
Glenville*	Trading Post	80860 110th Street	56036	507.448.3302	507.448.2832	••						
Minneapolis*	Langford Tool & Drill	1125 Washington Avenue	55415	612.332.8571	612.332.9137	••						
Minneapolis*	Viking Electric Supply	451 Industrial Boulevard	55413	612.627.1233	612.627.1212	••						
Rochester*	Ferguson Enterprises	3210 Prow Lane NW	55901	507.292.9233	507.292.9340	••						
St. Cloud*	Mathew Hall Lumber Company	127 6th Avenue North	56303	320.257.3566	320.252.0743	••						
Willmar*	Central Contractors Supply	605 Lakeland Drive NE	56201	320.235.1113	320.235.1115	••						
MISSISSIPPI												
Biloxi*	Puckett Rents Machinery	9207 W. Oaklawn Road	39532	228.392.2211	228.392.2309	••						
D'iberville	Supplies on Site of MS, LLC	10255 Gorenflo Road	39540	228.354.9070	228.354.9012	••						
Gulfport	White Cap Construction Supply	14220 Highway 49, Huber Ind. Park, Bldg. B Ste. 2	39503	228.832.6669	228.832.9609	••						
Hattiesburg*	Puckett Rents Machinery	7128 US Highway 49 North	39402	601.264.1111	601.393.6363	••						
Richland*	Puckett Rents Machinery	406 Highway 49 South	39218	601.936.2981	601.939.6363	••						
MISSOURI												
Aurora*	Journagan True Value Hardware	1200 E Church	65605	417.678.4488	417.678.6341	••						
Ava*	Cooper Lumber True Value	1101 NW 12th Avenue	65608	417.683.4171	417.683.3740	••						
Bolivar	Meek's Lumber	1900 W. Broadway	65613	417.326.2406	417.326.2408	••						
Bolivar*	Quarles Supply Company	3251 Springfield Avenue	65613	417.777.2391	417.777.2343	••						
Bourbon	Meek's Lumber	10875 N Service Road	65441	573.468.4103	573.468.2201	••						
Branson*	HK&W Supply, Inc.	607 State Highway 165, Ste. 6	65616	417.335.3031	417.335.3031	••						
Branson	Meek's Lumber	155 Stone Tree Drive	65616	417.334.3193	417.334.3216	••						
Buffalo	Meek's Lumber	1000 West Dallas	65622	417.345.2246	417.345.6586	••						
Cape Girardeau	Rental Land, Inc.	1922 Independence	63703	573.334.7186	573.334.8440	••						
Columbia	Meek's Lumber	5551 State Highway 163	65201	573.442.3032	573.449.5963	••						
Columbia	The Carter-Waters Corporation	5250 Highway 763 North	65202	573.449.5204	573.449.7736	••						
Doniphan	Meek's Lumber	301 Grand Avenue	63935	573.996.2188	573.996.4415	••						
Fenton	K & K Supply, Inc.	535 North Highway Drive	63026	636.349.1141	636.349.1183	••						
Glencoe*	County Form Supply	17418 Manchester Road	63038	636.458.1613	636.458.2105	••						
Greenfield	Meek's Lumber	113 S. Allison Street	65661	417.637.2217	417.637.2503	••						
Jackson	NuWay Concrete Forms, Inc.	4788 Old Cape Road East	63755	573.204.0100	573.204.0411	••						
Jefferson City	Meek's Lumber	1750 Southridge Drive	65109	573.636.8165	573.636.3850	••						

*Five day guarantee not available at this location.

Service Center

RapidRepair® Center Locations

RAPIDREPAIR® CENTER LOCATIONS - U.S.A.

State/City	RapidRepair® Center Name	Address	Zip	Phone	Fax	Electric Nailguns	Electric Compressors	Gas Compressors	MT Lasers	MT Opticals	MT Locators
MISSOURI											
Jefferson City	NuWay Concrete Forms Inc.	3100 S. Ten Mile Drive	65109	573.893.8786	573.893.8737	•	•				
Joplin	Meek's Lumber	510 N. Rangeline Road	64802	417.623.6055	417.623.0230	•	•				
Kansas City	The Carter-Waters Corporation	2435 Jefferson	64108	816.471.2570	816.471.3222	•	•				
Kimberling City	Meek's Lumber	518 State Highway OO	65686	417.739.4220	417.739.4819	•	•				
Lebanon	Meek's Lumber	2041 S. Jefferson	65536	417.588.3223	417.588.1379	•	•				
Mexico	Meek's Lumber	2308 E. Liberty	65265	573.582.0336	573.582.1015	•	•				
Monett	Meek's Lumber	827 Jerome Lane	65708	417.235.7987	417.235.7767	•	•				
Mountain Grove	Meek's Lumber	402 East First	65711	417.926.5156	417.926.5708	•	•				
Neosho	Meek's Lumber	1210 S. Neosho Boulevard	64850	417.451.9500	417.451.0870	•	•				
Nixa*	Larry's Tool & Supply	1855 N Highway CC	65714	417.725.5091	417.725.5329	•	•				
Nixa	Meek's Lumber	735 N Massey Road	65714	417.725.3592	417.725.4028	•	•				
North Kansas City*	Cisco Fastener	1807 Macon	64116	816.421.0076	816.421.3911	•	•				
North Kansas City*	White Cap Construction Supply	1907 Warren	64116	816.471.1188	816.471.1199	•	•				
Osage Beach	Meek's Lumber	588 Highway 42 South	65065	573.348.6000	573.348.6192	•	•				
Poplar Bluff	Meek's Lumber	3051 N. Westwood Blvd.	63902	573.686.2435	573.686.5487	•	•				
Republic	Meek's Lumber	1335 US Highway 60	65738	417.732.1807	417.732.1880	•	•				
Rolla	Meek's Lumber	200 E. 8th Street	65402	573.364.1313	573.364.2268	•	•				
Springfield	General Rental Center	5117 S. Campbell	65810	417.886.7368	417.886.3250	•	•				
Springfield	Meek's Lumber	1551 West Mt. Vernon	65802	417.862.5595	417.862.2009	•	•				
Springfield	Meek's Lumber	3250 E. Sunshine	65804	417.883.3636	417.883.2405	•	•				
Springfield	The Carter-Waters Corporation	2035 West Vista	65807	417.865.7184	417.865.7186	•	•				
Springfield*	White Cap Construction Supply	423 N. Belcrest	65802	417.832.8837	417.865.1136	•	•				
St. Louis	Merlin Stelzer Sales Company	4109 Papin Street	63110	314.535.7540	314.535.6405	•	•				
St. Louis	All Trades Supply, Inc.	10 Kirkham Ind. Drive	63119	314.962.8080	314.962.2121	•	•				
St. Louis*	Beaver Tools, Inc.	4029 Gravois Avenue	63116	314.773.5999	314.773.8490	•	•				
St. Louis	Dynamic Sales Co. Inc.	9419 Koenig Circle Drive	63134	314.428.2702	314.428.2638	•	•				
St. Louis	Hydraflow Equipment	8125 Brentwood Industrial Drive	63144	314.644.6677	314.644.6652	•	•				
St. Louis	Nu Way Concrete Form	4190 Hoffmeister Avenue	63125	314.544.1214	314.544.1656	•	•				
St. Louis	The Carter-Waters Corporation	1441 N. Warson Road	63132	314.423.6550	314.423.7548	•	•				
St. Roberts	Meek's Lumber	103 McKinnon Street	65584	573.578.0383	573.336.5736	•	•				
Wentzville	NuWay Concrete Forms, Inc.	115 Resource Drive	63385	636.327.8877	636.327.4944	•	•				
West Plains	Meek's Lumber	1505 N. Kentucky	65775	417.256.2129	417.256.2120	•	•				
NEBRASKA											
Blair*	Whitehead's Grand Rental Station	1620 State Street	68008	402.426.9011	402.426.9040	•	•				
Lincoln*	White Cap Construction Supply	1720 Adams Street	68521	402.476.1984	402.476.9478	•	•				
NEVADA											
Henderson	White Cap Construction Supply	125 Corporate Park Drive	89074	702.566.2301	702.566.3401	•	•				
Las Vegas*	Copper State Bolt & Nut Company	5530 S Valley View Boulevard, Ste. 106	89118	702.597.5309	702.597.9235	•	•				
Las Vegas	White Cap Construction Supply	3450 West Teco Avenue	89118	702.736.1500	702.736.5888	•	•				
North Las Vegas	White Cap Construction Supply	4171 Distribution Circle, Ste. 107	89030	702.639.0380	702.639.0381	•	•				
Sparks	Bay Tool & Supply	1285 Marietta Way	89431	775.332.1800	775.332.1803	•	•				
NEW HAMPSHIRE											
Brentwood*	Brentwood Machinery & Tools	313 Route 125	03833	603.679.8452	603.679.1576	•	•				
Pelham*	Grand Rental Station	122 Bridge Street	03076	603.635.1523	603.635.1524	•	•				
Pelham*	Pelham Building Supply	6 Atwood Road	03076	603.635.7555	603.635.9627	•	•				
NEW JERSEY											
Bordentown	Alexson Grand Rental Station	191 Route 130 N	08505	610.497.7770	610.497.7760	•	•				
Little Silver	Up-Tite Fasteners	46 Birch Avenue	07739	732.747.1323	732.741.8460	•	•				
Old Bridge	A. H. Harris & Sons	3220 Bordentown Avenue	08857	732.727.8080	732.727.1059	•	•				
Washington	Taylor Rental Center	255 Route 31 South	07882	908.689.4666	908.689.3930	•	•				
NEW MEXICO											
Albuquerque*	Santa Fe Tool Company	9307 Central N.E.	87123	575.794.5000	575.292.7134	•	•				
Las Cruces*	Bright Bolt Enterprises, Inc.	401 N. 17th #6	88005	575.524.4111	575.524.1496	•	•				
NEW YORK											
Brooklyn	The Tool Depot	382 Hamilton Avenue	11231	718.254.8000	718.875.8910	•	•				
Cheektowaga*	RAF Supply	4917 Genesee Street	14225	716.681.2888	716.681.2888	•	•				
East Syracuse*	McQuade & Bannigan	6300 E. Molloy Road	13057	315.671.4400	315.671.4404	•	•				
East Northport	All In One Rental	2095 Jericho Turnpike	11731	631.499.5151	631.499.9893	•	•				
Elmsford	Screws & More	47 N. Lawn Avenue	10523	866.727.3948	914.592.5725	•	•				
Flushing	Beplat Hardware	150-01 Roosevelt Avenue	11354	718.329.0648	718.762.7922	•	•				
Green Island	Blue Collar Supply	41 Lower Hudson Avenue	12183	518.266.0788	518.266.0894	•	•				
Highland Falls	Hoffman's True Value	302 Main Street	10928	845.446.4541	845.446.4800	•	•				
Ithaca	Kelmar Construction Sales, Inc.	720 Willow Avenue	14850	607.273.0333	607.273.0459	•	•				
Ithaca	Taylor Rental	363 Elmira Road	14850	607.273.1807	607.273.8652	•	•				

*Five day guarantee not available at this location.



BOSCH



For more details visit
Boschtools.com



RAPIDREPAIR® CENTER LOCATIONS - U.S.A.

State/City	RapidRepair® Center Name	Address	Zip	Phone	Fax	Electric Nailguns	Electric Compressors	Gas Compressors	MT Lasers	MT Opticals	MT Locators
NEW YORK											
Jamestown*	Everydays True Value	797 Foote Avenue	14701	716.484.7188	716.484.3160	•	•	•	•	•	•
Lancaster*	Tool Ranch	3857 Walden Avenue	14086	716.685.1556	716.685.1103	•	•	•	•	•	•
Long Island City	Allied Building Products	42-16 11th Street	11101	718.706.0145	718.707.9537	•	•	•	•	•	•
Long Island City	Extech Industries	43-87 Vernon Boulevard	11101	718.786.8794	718.786.2288	•	•	•	•	•	•
Long Island City	Garlock East Equipment	37-25 Vernon Boulevard	11101	718.706.0094	718.706.8348	•	•	•	•	•	•
Lowville*	Adirondack True Value Home Center	5814 Number Four Road	13367	315.376.4403	315.376.3855	•	•	•	•	•	•
Pine Bush	Val-U-Time True Value Hardware	2412 Route 52	12566	845.744.3736	845.744.3551	•	•	•	•	•	•
Rochester*	Cook Iron Store	207 Andrews Street	14604	585.262.6819	585.262.6815	•	•	•	•	•	•
Rochester*	Harmco Fastener Company	428 State Street	14608	585.546.1650	585.546.6249	•	•	•	•	•	•
Staten Island	A.H. Haris & Sons	1940 Richmond Terrace	10302	718.876.7300	718.818.0285	•	•	•	•	•	•
Vestal	Taylor Rental	136 N. Jensen Road	13850	607.729.7156	607.729.7167	•	•	•	•	•	•
Webster*	Taylor Rental.	205 North Avenue	14580	585.872.2770	585.872.2772	•	•	•	•	•	•
West Babylon	Omni True Value Hardware	1226 North Wellwood Avenue	11704	631.756.1125	631.756.1127	•	•	•	•	•	•
Whitesboro*	Taylor Rental	394 Oriskany Boulevard	13492	315.736.3232	315.736.2251	•	•	•	•	•	•
NORTH CAROLINA											
Burlington*	Machine & Welding Supply Company	2277 Hanford Road	27215	336.229.9755	336.229.9756	•	•	•	•	•	•
Charlotte	A-1 Fasteners & Tools	4200 N. Graham Street	28206	704.597.1623	704.597.7864	•	•	•	•	•	•
Charlotte	Enesco Supply	4400 S. Tryon Street	28217	704.529.1523	704.529.0060	•	•	•	•	•	•
Charlotte	Hickory Grove Rental & Equipment	7226 Harrisburg Road	28215	704.536.0541	704.531.7563	•	•	•	•	•	•
Charlotte	Machine & Welding Supply Company	518 West 24th Street	28206	704.376.7334	704.376.7099	•	•	•	•	•	•
Charlotte*	White Cap Construction Supply	508 Wolfberry Street	28206	704.376.4361	704.375.6703	•	•	•	•	•	•
Dunn*	Machine & Welding Supply Company	1636 Highway 301 S	28334	910.891.1920	910.891.4938	•	•	•	•	•	•
Durham*	Machine & Welding Supply Company	715 E. Geer Street C-1	27701	919.682.4527	919.682.4727	•	•	•	•	•	•
Durham*	TCS Enterprises	204 N. Miami Boulevard	27703	919.596.4499	919.598.1488	•	•	•	•	•	•
Fayetteville*	Machine & Welding Supply Company	206 East Mountain Drive	28306	910.483.0169	910.323.9549	•	•	•	•	•	•
Gastonia*	Machine & Welding Supply Company	2304 N. Chester Street	28054	704.894.9765	704.864.9017	•	•	•	•	•	•
Greensboro*	Enesco Supply	4344 Federal Drive	27410	800.868.8828	800.868.8801	•	•	•	•	•	•
Greensboro*	M & M Supply	2600 Greengate Drive	27406	336.378.9878	336.378.9323	•	•	•	•	•	•
Greensboro*	Machine & Welding Supply Company	810 Post Street	27405	336.275.3333	336.275.9756	•	•	•	•	•	•
Greensboro*	TCS Enterprises	481 N. English Street	27405	336.275.0281	336.275.0761	•	•	•	•	•	•
Greensboro*	White Cap Construction Supply	8717 W. Market Street	27409	336.605.3200	336.605.3201	•	•	•	•	•	•
Laurinburg*	Machine & Welding Supply Company	432 Hillside Avenue	28352	910.277.0250	910.277.7421	•	•	•	•	•	•
Lumberton*	Machine & Welding Supply Company	2308 Collins Street	28358	910.671.0775	901.671.0165	•	•	•	•	•	•
Mount Airy*	Machine & Welding Supply Company	397 Hickory Street	27030	336.789.9000	336.789.6219	•	•	•	•	•	•
Raleigh*	Enesco Supply	5201 Old Poole Road	27610	919.241.4040	919.832.5554	•	•	•	•	•	•
Raleigh*	Machine & Welding Supply Company	3401 South Wilmington Street	27603	919.772.9500	919.772.7420	•	•	•	•	•	•
Raleigh*	White Cap Construction Supply	1211 Intrepid Court	27610	919.790.9051	919.790.8923	•	•	•	•	•	•
Statesville*	Machine & Welding Supply Company	1996 Salisbury Road	28677	704.872.5281	864.872.4529	•	•	•	•	•	•
Wilmington*	White Cap Construction Supply	6744 Netherlands Drive	28405	910.392.4258	910.392.5679	•	•	•	•	•	•
Winston-Salem*	Machine & Welding Supply Company	2305 Lowery Street	27101	336.723.9651	336.761.8458	•	•	•	•	•	•
OHIO											
Ashland	Jones Rental, Inc.	1627 Cleveland Avenue	44805	419.207.8800	419.207.8700	•	•	•	•	•	•
Bedford	Al's Electric Motor Service	135 Northfield Road	44146	440.232.7090	440.232.6067	•	•	•	•	•	•
Bridgeport*	Bridgeport Equipment & Tool	500 Hall Street	43912	740.635.1129	740.635.0243	•	•	•	•	•	•
Cincinnati	The TormaxxCompany	1150 W. 8th Street, Ste. 111	45203	513.721.6299	513.721.2888	•	•	•	•	•	•
Cleveland	Ornamental Products Tool & Supply	5105 Pearl Road	44129	216.749.5050	216.749.7677	•	•	•	•	•	•
Cleveland	Saw Service & Supply, Inc.	11925 Zelis Road	44135	216.252.5600	216.252.7476	•	•	•	•	•	•
Cleveland	Sutton Industrial Hardware	3848 Prospect Avenue	44115	216.363.5200	216.363.5227	•	•	•	•	•	•
Cleveland	Triangle Fastener Corporation	4661 Hinckley Industrial Pkwy	44109	216.351.9933	216.351.5008	•	•	•	•	•	•
Columbus	White Cap Construction Supply	2365 Scioto Harper Drive	43204	614.275.3330	614.275.3339	•	•	•	•	•	•
Dayton	Dayton Supply & Tool	507 East First Street	45402	937.461.4550	937.461.0958	•	•	•	•	•	•
Independence	White Cap Construction Supply	7860 E. Pleasant Valley Road	44131	216.642.9225	216.642.9235	•	•	•	•	•	•
Malvern*	Grand Rental Station	7120 Alliance Road NW	44644	330.863.6442	330.863.6042	•	•	•	•	•	•
Marietta*	Bridgeport Equipment & Tool	15 Acme Road	45750	740.373.6686	740.373.3895	•	•	•	•	•	•
Massillon*	Grand Rental Station	2727 Lincolnway East	44646	330.837.3531	330.837.6627	•	•	•	•	•	•
Middletown	Denny Lumber	1800 1st Avenue	45044	513.422.6391	513.422.1595	•	•	•	•	•	•
Newbury	Al's Electric Motor Service	12300 Kinsman Road	44065	440.564.7744	440.564.7744	•	•	•	•	•	•
North Canton	Evans Supply	3448 Greensburg Road	44720	330.499.0311	330.499.8581	•	•	•	•	•	•
Orrville	Grand Rental Station	12500 Lincoln Way E	44667	330.684.1900	330.684.1975	•	•	•	•	•	•
Ravenna	BAR Industrial Supply	6193 Gladys Street	44266	330.296.3669	330.296.2715	•	•	•	•	•	•
Springfield	Dills Supply Company	26 S. Yellow Springs Street	45506	937.325.6441	937.325.1308	•	•	•	•	•	•
Strongsville	Cleveland Tool & Cutter	14181 Foltz Industrial Parkway	44149	440.238.5770	440.238.6775	•	•	•	•	•	•
Tiffin	Grand Rental Station	122 Ashwood Road	44883	419.448.7050	419.448.8977	•	•	•	•	•	•
OKLAHOMA											
Oklahoma City	AM Supply	4701 N.W. 10th Street	73127	405.947.6695	405.947.7559	•	•	•	•	•	•
Oklahoma City	Contractor Supply	20 N.E. 30th	73105	405.525.7431	405.528.5948	•	•	•	•	•	•
Tulsa*	C K & W Supply	8545 E. 41st Street	74145	918.583.9151	918.583.9169	•	•	•	•	•	•

*Five day guarantee not available at this location.

Service Center

RapidRepair® Center Locations

RAPIDREPAIR® CENTER LOCATIONS - U.S.A.

State/City	RapidRepair® Center Name	Address	Zip	Phone	Fax	Electric Nailguns	Electric Compressors	Gas Compressors	MT Lasers	MT Opticals	MT Locators
OREGON											
Grants Pass*	Farmers Building Supply, Inc.	1741 Dowell Road	97527	541.476.0851	541.476.8484	••					
Hillsboro	White Cap Construction Supply	2900 NW 229th Avenue, Ste. 200	97124	503.693.1700	503.693.1703	••					
Klamath Falls*	Bell True Value Hardware	528 Main Street	97601	541.882.7246	541.883.3724	••					
Medford*	Cal-Ore Carbide, Inc.	2919 N. Pacific Highway	97501	541.772.2293	541.772.2241	••					
Portland	Airgas	7232 SE 82nd Avenue	97266	503.777.3967	503.771.9724	••					
Portland	Fastenal	308 SE Taylor Street	97214	503.736.3278	503.233.4870	••					
Portland	Modern Staple	6126 NE 112th Avenue	97220	800.448.4899	503.255.4339	••					
Portland	Portland Fasteners	1321 NW 17th	97209	503.227.0101	503.227.0680	••					
Portland	White Cap Construction Supply	920 NW 58th Avenue, #900	97213	503.287.4151	503.284.3616	••					
Redmond*	Cent-Wise True Value Hardware	433 S. 5th Street	97756	541.548.2334	541.548.4222	••					
Woodburn	Fastenal	2225 North Pacific Highway, Ste. B	97071	503.982.5354	503.982.3260	••					
PENNSYLVANIA											
Aliquippa*	C & I True Value Hardware	2481 Brodhead Road	15001	724.375.7742	724.375.2119	••					
Beaver Falls*	D & G Rent-Alls	2551 7th Avenue	15010	724.843.5500	724.843.5694	••					
Franklin*	Airgas Great Lakes	984 Mercer Road	16323	814.437.2431	814.437.2339	••					
Franklin*	Pioneer Electric Supply Company	405 Allegheny Boulevard	16323	814.437.1342	814.432.7818	••					
Lafayette Hill	Holod's True Value Hardware	700 Ridge Pike	19444	610.828.4505	610.828.0813	••					
Lancaster	Bauer Fastener & Power Tool Co., Inc.	926 E. Orange Street	17602	717.397.4276	717.397.3156	••					
Linwood	Alexson Supply	3 Pastuszek Boulevard	19061	610.497.7770	610.497.7760	••					
Pittsburgh*	Knickerbocker Russel Co., Inc.	4759 Campbells Run Road	15205	412.494.9233	412.787.7991	••					
Pittsburgh*	Mihm Equipment Rental	2326 Babcock Boulevard	15237	412.931.7660	412.931.4974	••					
Pittsburgh*	Triangle Fastener Corporation	1925 Preble Avenue	15233	412.321.5000	412.321.7838	••					
Sewickley*	Able Tool & Fastener	264 E. Beaver Street	15143	412.812.6177	412.741.2491	••					
Shoemakersville	Kuzan's True Value Hardware	1069 Pottsville Pike	19555	610.562.7186	610.562.7399	••					
Tamaqua	M&S True Value Hardware	10 W. Broad Street	18252	570.668.3838	570.668.3839	••					
Whitehall	G & S Fastening Systems	212 Quarry Street	18052	610.264.7587	610.264.8127	••					
Wilkes-Barre	United Rentals, Inc.	140 Hazle Street	18702	570.825.4786	570.704.0516	••					
RHODE ISLAND											
Cumberland	Universal Fasteners & Supply	2736 Mendon Road	02864	800.553.5027	401.658.1228	••					
Greenville	Greenville Hardware	633 Putnam Pike	02828	401.949.1150	401.949.1151	••					
SOUTH CAROLINA											
Aiken	Hughes Supply, Inc.	850 East Pine Log Road	29803	803.648.1374	843.815.5557	••					
Anderson	Hughes Supply, Inc.	103 Construction Way	29625	864.375.9101	864.375.9880	••					
Charleston*	Metro Tool & Supply, Inc.	2695 Industrial Avenue	29405	843.747.3579	843.554.0960	••					
Conway*	White Cap Construction Supply	269 E. Cox Ferry Road	29526	843.349.0170	843.349.0171	••					
Greenville	Hughes Supply, Inc.	1234 S. Pleasantburg Drive	29605	864.299.1865	864.277.8985	••					
Greenville	Machine & Welding Supply Company	519 Highway 124	29611	864.269.0471	864.269.1049	••					
Lexington	Machine & Welding Supply Company	1025 Industrial Drive	29072	803.356.2868	980.358.0545	••					
North Charleston*	White Cap Construction Supply	3445 Buffalo Avenue	29418	843.744.0014	843.744.1666	••					
Ridgeland*	White Cap Construction Supply	5237 N. Okatie Highway (170)	29936	843.645.4114	843.645.4115	••					
West Columbia	Hughes Supply, Inc.	1065 Sunset Boulevard	29169	803.7966.3555	803.739.1649	••					
TENNESSEE											
Athens	Holston Gases	917 Congress Parkway	37303	423.745.1266	423.745.8184	••					
Chattanooga	Atlas Bolt Company, Inc.	615 E Main Street	37408	423.265.2341	423.265.2349	••					
Chattanooga	Holston Gases	1105 Stuart Street	37406	423.698.5312	423.629.1425	••					
Chattanooga	Ram Tool and Supply	2011 Curtain Pole Road	37406	423.698.0653	423.698.0835	••					
Gray*	Holston Gases	1150 Spratlin Park Drive	37615	423.477.1434	423.467.5848	••					
Greenville*	Grand Rental Station	2215 E. Andrew Johnson Highway	37745	423.639.6160	423.636.8860	••					
Jacksboro	Holston Gases	121 School Street	37757	423.562.7596	423.562.0456	••					
Knoxville*	Holston Gases	222 Council Place	37920	865.573.1917	865.573.0063	••					
Knoxville	Knoxville Bolt & Screw, Inc.	614 Sevier Avenue	37920	865.573.8617	865.573.8617	••					
Knoxville	United Rentals	1718 Ailor Avenue	37921	865.546.8822	865.546.6207	••					
Knoxville	Valley Wholesale, Inc.	10430 Dutchtown Road	37932	865.675.2327	865.675.2369	••					
Maryville*	Fastenal	411 Home Avenue	37801	865.977.6900	865.977.1999	••					
Memphis	Eagle Sales Company, Inc.	5100 Raleigh LaGrange Road	38134	901.458.6133	901.458.4144	••					
Morristown*	Holston Gases	1967 Thomas R. James Drive	37814	423.586.8011	423.587.6958	••					
Nashville	Ram Tool and Supply	840 Fesslers Parkway	37210	615.256.9890	615.256.9948	••					
Whites Creek	MTA Distributors	555 Hickory Hills Boulevard	37189	615.277.2978	615.277.2979	••					
TEXAS											
Allen	White Cap Construction Supply	104 S. Austin Street	75013	972.727.3371	972.727.4011	••					
Austin	White Cap Construction Supply	20 Strandman Cove	78702	512.389.3344	512.389.3359	••					
Austin	White Cap Construction Supply	3201 Longhorn Boulevard, #114	78758	512.836.6565	512.834.8855	••					
Beaumont	White Cap Construction Supply	2501 Crockett Street	77701	409.832.0241	409.838.1600	••					
Dallas	Commercial Tool & Fastening Company	3231 Irving Boulevard	75247	214.637.4411	214.637.3411	••					

*Five day guarantee not available at this location.



For more details visit
Boschtools.com



RAPIDREPAIR® CENTER LOCATIONS - U.S.A.

State/City	RapidRepair® Center Name	Address	Zip	Phone	Fax	Electric	Neilguns	Electric Compressors	Gas Compressors	MT Lasers	MT Opticals	MT Locators
TEXAS												
Dallas	Concrete Accessories	3130 Commonwealth Drive	75247	214.630.4277	214.905.9507	•	•					
Dallas	Jordan Supply & Service	4906 Cash Road	75243	214.271.4340	214.271.4344	•	•					
Dallas	N. Glantz & Son	3010 Quebec Street	75247	214.634.0700	214.634.0711	•	•					
Dallas	Ram Tool and Supply	2323 Crown Road	75229	214.358.2363	214.358.3768	•	•					
Denton	Denton Tool & Fastener	700 N. Locust	76201	940.383.2183	940.383.2689	•	•					
El Paso*	White Cap Construction Supply	11167 Pellicano	79935	915.593.1210	915.593.6041	•	•					
Eules	Pioneer Fasteners	202 S. Ector Drive	76040	817.545.0121	817.545.3760	•	•					
Fort Worth	Fort Worth Bolt & Tool	2822 Bledsoe	76107	817.335.3361	817.332.5032	•	•					
Harlingen*	SMI Valley Steel	2120 Industrial Crossway	78553	956.412.6700	956.412.0811	•	•					
Henderson	ETOX, Inc.	106 W. Highway 64	75652	903.657.6436	903.657.6614	•	•					
Houston	Circle Saw Builders Supply, Inc.	2510 Ella Boulevard	77008	713.864.8444	713.864.6014	•	•					
Houston	FASCO Fastener & Supply Company	13230 Hempstead Highway, # 322	77040	713.460.8400	713.460.5137	•	•					
Houston	Groves Industrial Supply	7301 Pinemont	77040	713.675.4747	713.460.1639	•	•					
Houston	Houston Tool & Hoist Co., Inc.	1401 Boyles Street	77020	713.674.0912	713.674.8664	•	•					
Houston	Kris Con Supply	6800 Bingle Road	77092	713.462.5470	713.462.2254	•	•					
Houston	Tools-N-More/National Oak	2501 Commerce	77003	713.224.9901	713.227.1159	•	•					
Houston	Shepler's - CMC Concrete	9103 E. Alameda Road	77054	713.799.1150	713.799.2779	•	•					
Houston	Tool & Fastener Supply	6125 W Sam Houston Parkway N.	77041	713.937.8899	713.937.6983	•	•					
Houston	White Cap Construction Supply	2300 McCarty Street	77029	281.657.8900	713.490.5644	•	•					
Houston	White Cap Construction Supply	4903 W. Sam Houston Parkway, Ste. D	77041	832.467.2600	832.467.2601	•	•					
Irving	White Cap Construction Supply	2215 E. Grauwylor Road	75061	972.438.3323	972.438.2989	•	•					
Jacksonville	ETOX, Inc.	3024 N. Jackson	75766	903.586.1589	903.586.1447	•	•					
Jasper	ETOX, Inc.	1851 W. Gibson	75951	409.384.9782	409.384.7515	•	•					
Kilgore	ETOX, Inc.	2312 Highway 135 North	75662	903.984.8691	903.983.1666	•	•					
Lufkin	ETOX, Inc.	1800 N. Raguet	75904	936.634.7795	936.634.5424	•	•					
Lumberton	Woodworkers Paradise, Inc.	1555 Highway 96 S	77657	409.755.2361	409.755.4323	•	•					
Mexia	ETOX, Inc.	709 Highway 171	76667	254.562.5587	254.562.5588	•	•					
Nacogdoches	ETOX, Inc.	2214 South Street	75961	936.560.0755	936.560.6100	•	•					
Pharr*	White Cap Construction Supply	1200 W. Polk, Ste. C	78577	956.283.9130	956.283.0315	•	•					
San Antonio	Airgas - Southwest	1735 S. Alamo Street	78204	210.226.0170	210.226.8915	•	•					
San Antonio	Contractors Building Supply	11500 N. North Loop Road	78216	210.496.1227	210.496.9934	•	•					
San Antonio	Lynwood Building Materials	1146 W. Laurel	78201	210.477.3000	210.477.3090	•	•					
San Antonio	Sunbelt Mill Supply	7715 Grissom Road	78251	210.522.1525	210.522.9680	•	•					
San Antonio	Sunbelt Rentals	5446 IH 10 East	78219	210.648.8000	210.666.1370	•	•					
San Antonio	Tool Mart	10568 Sentinel	78217	210.655.6116	210.655.6727	•	•					
San Antonio	White Cap Construction Supply	4215 Factory Hill Street	78219	210.212.4880	210.212.4882	•	•					
San Antonio	White Cap Construction Supply	10500 Broadway, Ste. 200	78217	210.590.9444	210.590.9445	•	•					
San Marcos	Tuttle True Value Lumber	228 S Guadalupe Street	78666	512.392.0151	512.392.0851	•	•					
Spring	White Cap Construction Supply	22820 I-45 North, Bldg. A	77373	281.651.8800	281.651.8801	•	•					
Sulphur Springs	ETOX, Inc.	1313 W. Industrial	75482	903.885.3885	903.885.9883	•	•					
Tyler	ETOX, Inc.	420 N. Beckham	75702	903.593.2421	903.593.5918	•	•					
Universal City	Sippel True Value Hardware	513 Pat Booker Road	78148	210.658.4681	210.658.3482	•	•					
Waco	ETOX, Inc.	3201 S. Jack Kultgen Freeway	76706	254.757.3869	254.757.3871	•	•					
UTAH												
Ogden*	White Cap Construction Supply	2497 South 1760 West	84401	801.394.2687	801.394.2688	•	•					
Orem*	Timberline Woodworkers Supply	1402 W. Center	84057	801.224.2260	801.802.9161	•	•					
Salt Lake City*	Intermountain Contractors Supply	328 West Whitney Avenue	84115	801.466.0307	801.466.6871	•	•					
Salt Lake City*	White Cap Construction Supply	2503 South 300 West	84115	801.463.2770	801.463.2772	•	•					
St. George	White Cap Construction Supply	3884 S. River Road	84790	435.627.2372	435.627.8594	•	•					
VERMONT												
Brattleboro*	Fireside True Value Hardware	895 Putney Road	05301	802.254.4927	802.254.9061	•	•					
South Burlington*	Russell Supply	9 Gregory Drive	05403	802.863.1177	802.862.4003	•	•					
VIRGINIA												
Chantilly	Posner Industries	4003C Westfax Drive	20151	703.631.3313	703.631.0175	•	•					
Harrisonburg*	Rockingham Rent-All, Inc.	1777 S. Main Street	22801	540.433.2591	540.433.2571	•	•					
Richmond*	White Cap Construction Supply	2500 Glen Center Street	23223	804.648.7004	804.648.6701	•	•					
Richmond*	White Cap Construction Supply	1223 School Street	23220	804.780.2302	804.780.3605	•	•					
Springfield*	White Cap Construction Supply	8090 Alban Road	22150	703.912.5900	703.912.7544	•	•					
Sterling *	Fastenal	22500 Davis Drive, Ste. 110	20164	571.434.2944	571.434.2945	•	•					

*Five day guarantee not available at this location.

RAPIDREPAIR® CENTER LOCATIONS - U.S.A.

State/City	RapidRepair® Center Name	Address	Zip	Phone	Fax	Electric	Nailguns	Electric Compressors	Gas Compressors	MT Lasers	MT Opticals	MT Locators
WASHINGTON												
Aberdeen	Airgas Norpac	111 Commerce Street	98520	360.533.5957	360.533.5999	•	•					
Bellingham	Hardware Sales, Inc.	2034 James Street	98225	360.734.6140	360.734.4714	•	•					
Des Moines	Tool Town Ted, Inc.	23639 Pacific Highway South	98198	206.878.1148	206.878.1164	•	•					
Fife	Airgas	4405 Pacific Highway East	98424	253.926.3835	253.926.0910	•	•					
Kent	White Cap Construction Supply	18211 E. Valley Highway	98032	425.251.5701	425.251.9281	•	•					
Lacey	Western Tool Supply	1225 Ruddell Road SE, Ste. G	98503	360.413.1660	360.413.1658	•	•					
Marysville	White Cap Construction Supply	3525 136th Street NE, Ste. A	98271	360.658.5701	360.658.5702	•	•					
Raymond	Airgas Norpac - Raymond	1725 Ocean Avenue, Bldg. 1	98577	360.942.5374	360.942.5969	•	•					
Seattle	Hard Hat Tool & Supply	3506 Stone Way North	98103	206.633.1510	206.633.1605	•	•					
Seattle	Pacific Industrial Supply	1231 S Director	98108	206.682.2100	206.623.2173	•	•					
Seattle	White Cap Construction Supply	4121 6th Avenue NW	98107	206.783.8400	206.783.8545	•	•					
Spokane	White Cap Construction Supply	3825 E. Trent Avenue	99202	509.535.5223	509.535.5245	•	•					
Tacoma	Tool Town	1601 Center Street	98409	253.572.3693	253.572.6479	•	•					
Tacoma	White Cap Construction Supply	3037 Center Street	98409	253.779.4100	253.779.4101	•	•					
Vancouver	Vancouver Bolt & Supply	805 West 11th Avenue	98660	360.993.2595	360.694.4153	•	•					
Woodinville	Valley Supply Company	8310 Maltby Road	98072	360.217.4318	360.217.4319	•	•					
WEST VIRGINIA												
Fairmont*	Allegheny Industrial Supply	Rte 9 Box 260	26554	304.333.2658	304.333.2659	•	•					
New Martinsville*	Bridgeport Equipment & Tool	1200 S. Bridge Street	26155	304.455.6686	304.455.6685	•	•					
Parkersburg*	Little's True Value Hardware	3970 Staunton Turnpike	26104	304.422.2151	304.422.8267	•	•					
WISCONSIN												
Burlington	Reineman's True Value	417 Milwaukee Avenue	53105	262.763.3577	262.763.1853	•	•					
Columbus	Columbus True Value Hardware	815 Park Avenue	53925	920.623.3133	920.623.4740	•	•					
Cross Plains	Johnson True Value	1816 Main Street	53528	608.798.3003	608.798.4997	•	•					
Eau Claire*	Farrell Equipment	1510 N. Hastings Way	54703	715.835.4334	715.835.4356	•	•					
Greenville	Advanced Fastening Supply	W6357 Design Drive	54942	920.993.1089	920.993.9285	•	•					
Hartland	Biebel's True Value	580 Hartbrook Drive	53029	262.547.4301	262.547.4262	•	•					
La Crosse*	Farrell Equipment	508 Monitor Street	54603	608.796.9300	608.796.9435	•	•					
Lake Geneva	Dunn Lumber & True Value Hardware	826 North Street	53147	262.248.4459	262.248.1375	•	•					
Lancaster*	Gasser Hardware, Inc.	1509 US Highway 61 North	53813	608.723.6384	608.723.6387	•	•					
Madison	Advanced Fastening Supply	2201 Advance Road	53718	800.480.8384	608.441.1952	•	•					
Madison	L.W. Meyer, Inc.	3970 Commercial Avenue	53714	608.241.8008	608.241.4860	•	•					
Neenah	L.W. Meyer, Inc.	1375 Constitution Drive	54956	920.722.4525	920.722.8090	•	•					
Oconomowoc	Lorleberg True Value	900 E Wisconsin Avenue	53066	262.567.0267	262.567.0514	•	•					
Paddock Lake	Reineman's True Value	24708 75th Street	53168	262.843.2422	262.843.3140	•	•					
Walworth	Heyer True Value Hardware	200 Highway 67 North	53184	262.275.6133	262.275.9467	•	•					
Waterford	Reineman's True Value	209 N. Milwaukee Avenue	53185	262.534.6200	262.763.1853	•	•					
Waukesha	Advanced Fastening Supply	21675 Doral Road	53186	262.798.3978	262.798.4087	•	•					
Waukesha	L.W. Meyer, Inc.	W223N609 Saratoga Drive	53186	262.513.2800	262.513.8250	•	•					
West Bend	Tennies Ace Hardware	112 S. 5th Avenue	53095	262.338.2316	262.334.3269	•	•					
WYOMING												
Cheyenne	White Cap Construction Supply	3957 W 5th Street	82007	307.634.5821	307.634.5822	•	•					
Jackson*	Sunrise True Value Home Center	1155 South US Highway 89	83002	307.733.1200	307.733.1201	•	•					

*Five day guarantee not available at this location.





AUTHORIZED SERVICE CENTER LOCATIONS - CANADA

Province/City	ASC Name	Address	Zip	Phone	Fax	Electric	Nailguns	Electric Compressors	Gas Compressors	MT Lasers	MT Opticals	MT Locators
ALBERTA												
Calgary	Complete Power Tool Service	7139 40th Street S.E., Bay 9	T2C 2H7	403.720.0445	403.720.0446	•	•	•	•	•	•	•
Edmonton	CoMax Tools	5524 99th Street	T6E 3N7	780.433.6600	780.463.7594	•	•	•	•	•	•	•
Edmonton	Quality Tool Repair Ltd.	11420 156th Street	T5M 3N2	780.702.1686	780.702.1689	•	•	•	•	•	•	•
Lethbridge	Southern Rewind Ltd.	3131 2nd Avenue N.	T1H 0C5	403.328.9049	403.328.9371	•	•	•	•	•	•	•
Medicine Hat	Southern Rewind Ltd.	820 14th Street S.W	T1A 8A7	403.528.8802	403.528.2290	•	•	•	•	•	•	•
Red Deer	Harbour Pump & Motor	6751 Gaetz Avenue	T4N 4C9	403.346.3361	403.341.5411	•	•	•	•	•	•	•
BRITISH COLUMBIA												
Burnaby	West Coast Tools Sales & Service	4008 Myrtle Street	V5C 4G2	604.873.5394	604.873.5313	•	•	•	•	•	•	•
Kamloops	Thompson Valley Rewind Ltd.	1647 Valleyview Drive	V2C 4B6	250.374.1633	250.828.1577	•	•	•	•	•	•	•
Kelowna	K-Y Tools Ltd.	#1 - 1115 Gordon Drive	V1Y 3E3	250.862.2575	250.862.9102	•	•	•	•	•	•	•
Langley	Power Tool Clinic Ltd.	105 - 19835 - 56th Avenue	V3A 3Y1	604.530.3550	604.530.0899	•	•	•	•	•	•	•
Nanaimo	Solar Electric Repairs (1981) Ltd.	20A Cliff Street	V9R 5E5	250.753.1731	250.753.0983	•	•	•	•	•	•	•
Penticton	A.C. Motor Electric Ltd.	259 Okanagan Ave E.	V2A 3J8	250.493.1440	250.493.4531	•	•	•	•	•	•	•
Prince George	RPM Tool Repair	1588 Ogilvie Street S.	V2N 1W9	250.563.3031	250.563.3032	•	•	•	•	•	•	•
Victoria	Troy Electric Repairs	3131 Delta Avenue, Unit 1	V8Z 1A6	250.382.7442	250.382.7894	•	•	•	•	•	•	•
Vernon	Electrical Enterprises Ltd.	4600 31st Street	V1T 5J9	250.542.1166	250.542.7713	•	•	•	•	•	•	•
MANITOBA												
Winnipeg	Athena Small Equipment Repair	1125 Empress Street	R3E 1H3	204.786.1900	204.775.6929	•	•	•	•	•	•	•
NEW BRUNSWICK												
Bathurst	Steve Electric Motor	605 Bridge Street	E2A 1W9	506.548.4681	506.548.9594	•	•	•	•	•	•	•
Edmundston	Audiotek Tool Division	464 Rue Victoria	E3V 2K5	506.735.5284	506.735.8020	•	•	•	•	•	•	•
Moncton	Power Plus Tool Repair	57 Millennium Boulevard	E1E 2G7	506.855.8665	506.388.4377	•	•	•	•	•	•	•
St. John	Richard's Service Centre	218 Waterloo Street	E2L 3R1	506.652.4410	506.634.7041	•	•	•	•	•	•	•
NEWFOUNDLAND AND LABRADOR												
Marystown	Tool-Aid Ltd.	203 McGettigan Blvd	A0E 2M0	709.279.2214	709.279.3000	•	•	•	•	•	•	•
St. John's	Fix-Quip Power Tool Service	75A Water Street	A1C 1C1	709.754.8349	709.726.3113	•	•	•	•	•	•	•
NORTHWEST TERRITORIES												
Yellowknife	Polar Tech Repairs	213 Utsingi Drive	X1A 2P6	867.766.4848	867.766.4849	•	•	•	•	•	•	•
NOVA SCOTIA												
Dartmouth	Deiter's Tool & Saw Services Ltd.	#f - 19 Petitpas Drive	B3B 1K1	902.468.4888	902.468.1005	•	•	•	•	•	•	•
ONTARIO												
Barrie	Tony's Power Tool & Vacuum Service	59 Bellfarg Road, Unit 4	L4M 5G1	705.726.1142	705.726.1142	•	•	•	•	•	•	•
Hamilton	Active Tool Repair	955 Barton Street E	L8L 3C4	905.545.7646	905.545.5415	•	•	•	•	•	•	•
Innerkip (Woodstock)	K.C.'s Repair Centre	156 Blandford Street	N0J 1M0	519.469.3351	519.469.9224	•	•	•	•	•	•	•
Kingston	Boyd Electric Company Ltd.	833 Portsmouth Avenue	K7M 1W6	613.548.4888	613.544.8854	•	•	•	•	•	•	•
Kitchener	R.M.W. Electric Ltd.	350 Shirley Avenue	N2B 2E1	519.744.1821	519.744.1674	•	•	•	•	•	•	•
London	A.C.Jenkins Electric Repair Company	1188 Francis Street	N5W 2M1	519.451.4020	519.451.4815	•	•	•	•	•	•	•
Mississauga	Mississauga Repair Centre	#16 - 3120 Glen Erin Drive	L5L 1R6	905.828.1565	905.828.5014	•	•	•	•	•	•	•
Mississauga	Original Power Tool Company Ltd.	2266 Drew Road, Unit 12	L5S 1B1	905.612.8252	905.612.8255	•	•	•	•	•	•	•
North Bay	Gateway Professional Tools	790B Cassells Street	P1B 4A4	705.495.4906	705.495.6167	•	•	•	•	•	•	•
Ottawa	Mytek Power Tools Service	1541 Star Top Road	K1B 3W5	613.749.7294	613.749.1926	•	•	•	•	•	•	•
Owen Sound	Murray's Sharpening & Tool Repair Services	1190 2nd Avenue East	N4K 2H9	519.376.2495	519.376.2635	•	•	•	•	•	•	•
Peterborough	Larry Electric Motor Service Ltd.	164 Sherbrooke Street	K9J 2N3	705.743.3167	705.748.0330	•	•	•	•	•	•	•
Scarborough	George Power Tools	#11 - 1365 Morningside Avenue	M1B 3C5	416.286.3933	416.286.6027	•	•	•	•	•	•	•
St. Catharines	A & A Power Tool Repair	10 Nihan Drive, Unit 4	L2N 1L1	905.646.4881	905.646.7271	•	•	•	•	•	•	•
Sudbury	Sudbury Tool Repair	112 Fielding Road	P3Y 1O5	705.524.5423	705.524.8043	•	•	•	•	•	•	•
Timmins	Gem Electric Motor Service Ltd.	151 Wilson Avenue	P4N 2T2	705.264.0668	705.264.0669	•	•	•	•	•	•	•
Vaughn	Trion Power Tool Service, Inc.	#8 - 176 Rivermede Road	L4K 3M7	905.738.5060	905.738.5372	•	•	•	•	•	•	•
QUEBEC												
Chicoutimi	J.Sirois Electrique	2203 Rue Roussel	G7G 3W2	418.543.3308	418.696.1854	•	•	•	•	•	•	•
Laval	Centre de Reparation Electrique Laval, Inc.	3300 Boul St-Martin Ouest	H7T 1A1	450.680.1333	450.680.1404	•	•	•	•	•	•	•
Montreal	Tony Power Tool Service, Inc.	6046 Metropolitan Boulevard E	H1S 1A9	514.252.1162	514.252.1823	•	•	•	•	•	•	•
Quebec City	Reparation d'Outils R.Martel, Inc.	2025 Rue Lavoisier	G1N 4L6	418.681.9444	418.681.0067	•	•	•	•	•	•	•
SASKATCHEWAN												
Regina	Regina Power Tools Services Ltd.	1801B MacDonald Street	S4N 7A2	306.352.3106	306.522.9811	•	•	•	•	•	•	•
Saskatoon	Ted's Power Tool Repair	426 44th Avenue East	S7K 0W1	306.934.6155	306.934.6687	•	•	•	•	•	•	•
YUKON TERRITORIES												
Whithorse	Oscar's Electric Ltd.	310 Alexander Street	Y1A 2L6	867.667.2330	867.633.6514	•	•	•	•	•	•	•

AUTHORIZED SERVICE CENTER LOCATIONS - OTHER COUNTRIES

Country/City	ASC Name	Address	Zip	Phone	Fax	Electric	Nailguns	Electric Compressors	Gas Compressors	MT Lasers	MT Opticals	MT Locators
ARUBA												
Oranjestad	Dijtham Aruba Tools & Fasteners	Schotland Stract 67		297.525.9526		•						
Oranjestad	Total Sales & Rental Center N.V.	5316 Dadel Straat 35-B		297.583.2059	297.594.2602	•						
BARBADOS												
Bridgetown	Charles McEneary and Company	Widley St - St. Michaels		246.467.2489	246.429.8226	•						
BELIZE												
Belize City	Mar's Distributors	# 4 Vernon Street		501.227.6696	501.227.6686	•	•					
BRITISH VIRGIN ISLANDS												
Tortola	Island Equipment, Ltd. dba Tool Town	Box 669 Roadtown	00083	284.494.2352	284.494.3545	•						
BRITISH WEST INDIES												
Georgetown-Grand Caymen	Cox Lumber	Eastern Avenue		345.949.0661	345.949.2830	•						
BERMUDA												
Nassau - New Providence	Emporium Sales & Service, Ltd.	133 Mackey Street, PO Box N-1380		242.394.2632	242.394.2830	•	•	•	•			
JAMAICA												
Kingston	Appliance Traders	35 Half Way Tree Road		876.926.3370	876.968.8425	•	•	•				
Kingston 5	Deryck A. Gibson, Ltd.	7 Haining Road		876.926.2250	876.926.7061	•	•	•				
PUERTO RICO												
Cabo Rojo	Servicentro Toro	Carr. 312-313 BO Ballaja	00623	787.851.6650	787.851.6557	•						
Caguas	ServiCentro F & C	Calle Betances #119	00725	787.743.5901	787.743.5901	•						
Humacao	National Rental & Sales	Ave. Cruz Ortiz Stella #118	00791	787.852.4747	787.852.5975	•						
Ponce	La Casa De La Herramientas	1642 Ind. San Rafael #102	00717	787.812.0101	787.812.0000	•						
Puerto Nuevo	Teddy Diaz Fastening Systems	Calle Andalucia 704	00922	787.781.9889	787.782.2390	•						
San Juan	Ferreteria A 1	1653 Paradise Hills	00926	787.764.1634	787.764.1634	•						
TRINIDAD												
San Juan	Pillai Tools Company Ltd.	LP 36 Midway El Socorro Road		868.638.3722	868.638.2434	•		•				
Port of Spain	Laughlin & DeGannes	37 Dundonald Street		868.625.1712	868.625.4085	•						
San Fernando	Allied Industrial Supplies	#14 Scott Street		868.652.6900	868.652.6901	•						

RAPIDREPAIR® CENTER LOCATIONS - OTHER COUNTRIES

Country/City	RapidRepair® Center Name	Address	Zip	Phone	Fax	Electric	Nailguns	Electric Compressors	Gas Compressors	MT Lasers	MT Opticals	MT Locators
PUERTO RICO												
Arecibo*	Fastenal	1218 Santana	00612	787.816.1938	787.816.1934	•	•					
Bayamon*	Fastenal	N. Shopping Ctr. Flamboyán Gradens	00959	787.778.2703	787.778.2737	•	•					
Caguas*	Fastenal	St. Rd. #1 Km. 30.8	00726	787.745.3444	787.745.3443	•	•					
Caguas*	Warren Del Caribe	Carr. #1 KM 33.3, Bo. Bairoa	00725	787.757.8600	787.757.8012	•	•					
Guaynabo*	Fastenal	Amelia Ind. Park Diana St 34-4	00968	787.782.2628	787.782.7815	•	•					
Mayaguez*	Fastenal	#19 Ave. Hiram Cabassa, Ste.103	00682	787.265.7355	787.265.7485	•	•					
Ponce*	Fastenal	1678 Los Caobos Industrial Park, Ste.2	00716	787.841.2131	787.841.2111	•	•					
Rio Grande*	Fastenal	Rd. #3 Km 27.0 Riviera Bldg. Ste. 1-B	00745	787.809.0055	787.809.0155	•	•					
Vega Alta*	Fastenal	Rd 694 KM 5 Espinosa Ward, Sector Monte Rey	00692	787.270.0325	787.270.0350	•	•					

*Five day guarantee not available at this location.

0 603 999 007.....75	2 607 001 077.....147	27370.....205	37427.....212	396419.....245	84310M.....134	85267M.....131
1 601 030 009.....46	2 607 001 079.....147	27380.....210	37475.....209	396420.....245	84402M.....129	85268M.....131
1 602 319 003.....75	2 607 018 010.....240	27381.....210	37475MH.....209	396421.....245	84405M.....129	85269M.....131
1 607 960 008.....75	2 607 018 011.....240	27382.....210	37476.....209	396422.....245	84408M.....129	85270M.....129
1 608 030 024.....147	2 607 018 012.....240	27386.....210	37476MH.....209	396423.....245	84413M.....127	85271M.....129
1 608 132 006.....147	2 607 018 013.....240	27387.....210	37563.....209	396424.....245	84416M.....127	85272M.....124
1 610 502 004.....46	2 607 018 296.....46	27388.....210	37565.....210	396425.....245	84425M.....128	85273M.....124
1 610 508 015.....46	2 608 000 908.....240	27389.....210	37582.....212	396430.....245	84428M.....128	85274M.....124
1 618 190 006.....46	2 608 005 057.....147	27390.....210	37583.....212	396431.....245	84430M.....128	85276M.....124
1 618 190 009.....46	2 608 135 020.....240	27391.....210	37584.....212	396450.....245	84431M.....128	85277M.....124
1 618 571 014.....46	2 608 135 021.....240	27420.....209	37585.....212	396451.....245	84432M.....128	85278M.....125
1 618 571 014.....46	2 608 135 022.....240	27421.....209	37618-01.....17	396452.....245	84433M.....128	85279M.....124
1 618 580 000.....46	2 608 135 023.....240	27422.....209	37659.....205	396453.....245	84434M.....128	85280M.....131
1006VSR.....181	2 608 190 039.....116	27423.....209	37659MH.....205	396454.....245	84435M.....128	85281M.....134
1006VSRK.....181	2 610 003 956.....46	27424.....209	37661.....205	396455.....245	84436M.....128	85282M.....135
1011VSR.....182	2 610 906 281.....147	27425.....209	37661MH.....205	396458.....245	84437M.....128	85284M.....134
1012VSR.....182	24618-01.....19	27427.....209	37663.....205	396459.....245	84438M.....128	85285M.....131
1013VSR.....183	25020.....205	27437.....211	37663MH.....205	396460.....245	84440M.....128	85285B100.....131
1030VSR.....182	25021.....205	27460.....207	37713.....208	396461.....245	84500M.....130	85286M.....130
1033VSR.....183	25022.....205	27461.....207	37715.....208	396462.....245	84501M.....131	85286B100.....130
1034VSR.....183	25618-01.....18	27462.....207	37717.....208	396463.....245	84508M.....138	85287M.....131
1035VSR.....183	25618-02.....18	27463.....207	37719.....208	396464.....245	84508M.....138	85288M.....131
11224VSR.....38	26618-01.....18	27464.....207	37721.....208	396465.....245	84509M.....138	85289M.....129
11224VSRK.....38	26790.....212	27465.....207	37723.....208	396466.....245	84510M.....138	85290M.....129
11240.....40	27001.....207	27466.....207	37725.....208	396467.....245	84512M.....138	85293M.....129
11245EVS.....42	27019.....205	27467.....207	37727.....208	396468.....245	84515M.....130	85294M.....129
11245VSR.....42	27020.....205	27468.....207	37729.....208	396474.....245	84516M.....129	85295M.....129
11250VSR.....37	27021.....205	27481.....207	37731.....208	396470.....245	84540M.....136	85296M.....129
11250VSRD.....37	27022.....205	27482.....207	37733.....208	396471.....245	84600M.....123	85297M.....129
11253VSR.....39	27023.....205	27483.....207	37735.....208	396472.....245	84601M.....123	85298M.....127
11255VSR.....39	27024.....205	27484.....207	37737.....208	396473.....245	84602M.....123	85299M.....127
11263EVS.....44	27025.....205	27485.....207	37741.....208	396474.....245	84603M.....123	85300M.....124
11264EVS.....41	27026.....203	27486.....207	37743.....208	396475.....245	84611M.....129	85404M.....124
11265EVS.....42	27027.....203	27501.....207	37745.....208	396478.....245	84620M.....130	85406M.....133, 134
11304.....45	27028.....203	27502.....207	37747.....208	396479.....245	84621M.....130	85406MB50.....133, 134
11304KB.....45	27035.....205	27503.....207	37749.....208	39931.....208	84623M.....138	85407M.....133
11304KD.....45	27036.....205	27504.....207	37751.....208	39933.....208	84624M.....138	85408M.....133
11316EVS.....43	27037.....210	27505.....212	37753.....208	39935.....208	84625M.....123	85409M.....124
11317EVS.....43	27046.....210	27710.....212	37755.....208	39947.....206	84703M.....137	85410M.....124
11320VSR.....40	27047.....210	27730.....212	37757.....208	39949.....206	84703M.....137	85412M.....124
11321EVS.....43	27070.....211	27750.....212	37759.....208	39953.....206	84705M.....137	85413M.....123
1132VSR.....183	27081.....211	27792.....212	37763.....208	39957.....206	84706M.....137	85414M.....132
11335K.....44	27082.....211	28311.....205	37765.....208	39959.....206	84709M.....137	85415M.....132
11387.....45	27083.....211	28313.....205	37767.....208	39961.....212	85078.....137	85417M.....132
11388.....42	27094.....209	28314.....205	37769.....208	39972.....212	85091.....125	85419M.....124
11536C-1.....23	27095.....209	28315.....205	37771.....208	40651.....209	85092.....125	85420M.....132
11536C-2.....23	27096.....209	29049.....206	37773.....208	40831.....212	85093.....125	85421M.....132
11536VSR.....22	27096MH.....209	29050.....206	37893.....212	40833.....212	85094.....125	85422M.....132
1169VSR.....182	27097.....209	29051.....206	3814.....165	40938.....205	85095.....124	85423M.....132
1191VSR.....36	27097MH.....209	29052.....206	3815.....212	4100-09.....71	85097.....124	85424M.....131
1191VSRK.....36	27098.....209	29053.....206	38310.....212	4100DG-09.....71	85098.....124	85425M.....124
1209.....166	27098MH.....209	29054.....206	38328.....212	41175.....207	85100.....124	85426M.....124
1210.....166	27099.....209	29055.....206	38329.....212	41176.....207	85102.....124	85427M.....124
1215.....166	27099MH.....209	29056.....206	38333.....207	41177.....207	85104.....124	85428M.....133
1250DEVS.....144	27100.....209	29057.....206	38338.....208	41178.....207	85105.....124	85429M.....133
1274DVS.....145	27100MH.....209	29058.....206	38340.....208	41211.....207	85146.....133	85430M.....132
1274DVSK.....145	27101.....209	29059.....206	38342.....208	41211.....207	85147.....133	85431M.....132
1293D.....145	27101MH.....209	29060.....212	38344.....208	41751.....208	85152.....125	85432M.....129
1294VSK.....144	27102.....209	29090.....206	38346.....208	41786.....214	85152B100.....125	85433M.....129
1297DK.....144	27102MH.....209	29091.....212	38348.....208	42078.....208	85153.....125	85434M.....129
1364.....165	27103.....209	3 609 390 500.....240	38350.....208	42079.....213	85153B100.....137	85435M.....131
1364K.....165	27205.....205	3 609 490 501.....240	38351.....208	42826.....214	85154.....125	85438M.....131
1365.....165	27205.....205	3 609 390 502.....240	38354.....208	43074.....203	85158.....123	85439M.....132
1365K.....165	27206.....205	3107DVS.....143	38365.....208	43075.....203	85159.....123	85440M.....131
1375A.....156	27207.....205	31450.....212	38367.....208	43075.....203	85180.....137	85441M.....131
1380SLIM.....156	27208.....205	31452.....212	38369.....208	4405.....67	85181.....124	85442M.....131
1380SLIMK.....156	27209.....205	31871.....212	38371.....208	44071.....213	85182.....134	85443M.....131
1380S-45.....162	27210.....204	31895.....212	38373.....208	4410.....66	85183.....134	85444M.....134
1380S-45.....162	27211.....204	31896.....212	38375.....208	44103.....213	85183.....133	85445M.....134
1380S-45.....162	27212.....204	31897.....212	38377.....208	44136.....206	85184.....133	85446M.....134
1380S-45.....162	27213.....204	3365.....146	38379.....208	44138.....206	85185.....133	85447M.....134
1500C.....167	27214.....204	34609.....204	38381.....208	44217.....209	85187.....133	85448M.....134
1506.....167	27215.....204	34610.....207	38382.....208	45147.....207	85188.....133	85449M.....134
1521.....166	27216.....204	34611.....212	38509.....206	45148.....207	85201M.....125	85450M.....134
1529B.....167, 161	27217.....204	34612.....212	38636-01.....22	45149.....207	85204M.....128	85451M.....134
1530.....168	27218.....204	35013.....207	38639.....212	45150.....207	85205M.....128	85452M.....133
1534.....168	27219.....204	35394.....210	38641.....212	45151.....207	85206M.....128	85454M.....124
1575A.....240	27220.....204	35395.....210	38642.....212	45152.....207	85207M.....128	85456M.....124
1584AVSK.....60	27221.....204	35396.....210	38643.....212	45153.....207	85208M.....128	85457M.....124
1587AVSP-1.....60	27222.....204	35397.....204	38644.....212	45154.....210	85209M.....123	85458M.....124
1590EVS.....61	27223.....204	35398.....210	38645.....212	45184.....206	85210M.....133	85459M.....124
1591EVS.....61	27224.....204	35399.....210	38652.....213	45185.....206	85211M.....123	85460M.....124
1594K.....146	27225.....204	35400.....210	38653.....213	45186.....206	85212M.....123	85461M.....124
1617.....115	27226.....204	35401.....210	38654.....213	45187.....206	85213M.....123	85462M.....124
1617EVS.....115	27227.....204	35402.....210	38655.....213	45188.....206	85214M.....123	85463M.....135
1617EVSFK.....115	27228.....204	35403.....210	38656.....213	45189.....206	85215M.....123	85464M.....135
1618EVS.....116	27229.....204	35404.....210	38657.....213	45190.....206	85216M.....132	85465M.....135
1619EVS.....116	27230.....204	35411.....210	38658.....212	45191.....206	85217M.....133	85466M.....135
1640VS.....63	27231.....204	35412.....210	38659.....212	45192.....206	85218M.....137	85467M.....135
1640VSK.....75	27232.....204	35413.....210	38660.....212	45193.....206	85219M.....137	85471M.....124
1677M.....65	27233.....204	35414.....210	38661.....212	45194.....206	85220M.....135	85480M.....135
1677MD.....65	27234.....204	35422.....211	38662.....212	45195.....206	85220M.....135	85483M.....127
17618-01.....162	27235.....204	35423.....211	38663.....212	45196.....206	85221M.....135	85484M.....127
1772-6.....160	27236.....204	35424.....211	38664.....212	45197.....206	85222M.....124	85485M.....127
1773AK.....164	27237.....204	35425.....210	38665.....212	45198.....206	85223M.....124	85496M.....127
1775E.....164	27238.....204	35426.....210	38666.....212	45199.....206	85224M.....124	85497M.....127
1800.....156	27239.....204	35427.....210	38667.....212	45200.....206	85225M.....124	85505M.....140
1801.....157	27240.....204	35428.....210	38668.....212	45201.....206	85226M.....124	85506M.....132
1803EVS.....158	27241.....204	35429.....210	38669.....212	45202.....206	85227M.....124	85511M.....132
1806E.....158	27242.....204	35430.....210	38670.....212	45203.....206	85228M.....124	85512M.....132
1810PS.....157	27243.....204	35431.....210	38671.....212	45204.....206	85229M.....124	85516M.....132
1810PSD.....157	27244.....204	35432.....210	38672.....212	45205.....206	85230M.....124	85526M.....140
1811PS.....157	27245.....204	35433.....210	38673.....212	45206.....206	85231M.....124	85527M.....140
1811PSD.....157	27246.....204	35434.....210	38674.....212	45207.....206	85232M.....124	85528M.....140
1812PSD.....159	27247.....204	35435.....210	38675.....212	45208.....206	85233M.....124	85529M.....140
1821.....158	27248.....204	35436.....210	38676.....212	45209.....206	85234M.....124	85530M.....140
1821D.....158	27249.....204	35437.....210	38677.....212	45210.....206	85235M.....123	85539M.....128
1853-5.....160	27250.....204	35438.....210	38678.....212	45211.....206	85236M.....123	85579M.....128
18636-01.....22	27251.....204	35439.....210	38679.....212	45212.....206	85237M.....123	85580M.....128
18636-02.....22	27252.....204	35440.....210	38680.....212	45213.....206	85238M.....123	85581M.....128
18636-03.....22	27253.....204	35441.....210	38681.....212	45214.....206	85239M.....123	85582M.....128
1873-8.....160	27254.....204	35442.....210	38682.....212	45215.....206	85240M.....123	85583M.....135
1893-6.....161	27255.....204	35443.....210	38683.....212	45216.....206	85241M.....123	85584M.....129
1893-6.....161	27256.....204	35444.....210	38684.....212	45217.....206	85242M.....133	85586M.....129
1893-6.....161	27257.....204	35445.....210	38685.....212	45		

85613M.....	124	95689M.....	243	BAT413.....	25	BL2223.....	191	BL4213.....	191	CLPK20-180.....	21	DB765.....	177
85614M.....	137	95692M.....	243	BAT607.....	25	BL2630.....	190	BL4214.....	191	CLPK21-120.....	12	DB766.....	177
85615M.....	137	95695M.....	243	BAT614.....	25	BL2631.....	190	BL4215.....	191	CLPK21-180.....	21	DB768.....	177
85616M.....	129	95706.....	243	BAT618.....	25	BL2632.....	190	BL4216.....	191	CLPK21-180.....	21	DB861.....	175
85617M.....	123	95709.....	243	BAT618.....	25	BL2633.....	190	BL4217.....	191	CLPK23-180.....	21	DB963.....	176
85619M.....	127	95712.....	243	BAT818.....	25	BL2634.....	190	BL4218.....	191	CLPK30-120.....	12	DBS5003.....	185
85620M.....	137	95715.....	243	BAT836.....	25	BL2635.....	190	BL4219.....	191	CLPK31-120.....	12	DBSW4561.....	175
85621M.....	137	95718.....	243	BB1200.....	74	BL2636.....	190	BL4220.....	191	CLPK40-120.....	13	DBSW561.....	175
85622M.....	137	95721.....	243	BB1202.....	74	BL2637.....	190	BL4221.....	191	CLPK40-180.....	21	DBSW761.....	175
85623M.....	137	95722.....	243	BB1204.....	74	BL2638.....	190	BL4222.....	191	CLPK41-120.....	13	DBSW961.....	175
85626M.....	137	95724.....	243	BBT25P2.....	205	BL2639.....	190	BL4223.....	191	CLPK41-180.....	21	DC010.....	73
85627M.....	137	95727.....	243	BBT25P2R.....	205	BL2640.....	190	BL4224.....	191	CLPK50-120.....	13	DC500.....	178
85631M.....	128	95730.....	243	BBT25R2.....	206	BL2641.....	190	BL4225.....	191	CO10.....	192	DC510.....	178
85632M.....	128	95733.....	243	BC004.....	25	BL2642.....	190	BL4226.....	191	CO18.....	192	DC520.....	178
85634M.....	123	95734.....	243	BC006.....	25	BL2643.....	190	BL6161.....	191	CO2131.....	192	DC530.....	178
85635M.....	123	95735.....	243	BC006.....	25	BL2647.....	190	BL6020.....	191	CO2132.....	192	DD400.....	178
85636M.....	123	95736.....	243	BC016.....	25	BL2651.....	190	BL6030.....	191	CO2133.....	192	DD500.....	178
85637M.....	136	95737.....	243	BC230.....	25	BL2655.....	190	BL6134.....	191	CO2134.....	192	DDB180-02.....	16
85638M.....	136	95738.....	243	BC330.....	25	BL2731.....	190	BL6135.....	191	CO2135.....	192	DEBP16201R.....	212
85639M.....	136	95739.....	243	BC430.....	25	BL2735.....	190	BL6136.....	191	CO2136.....	192	DEBP162501.....	212
85640M.....	136	95740.....	243	BC630.....	25	BL2739.....	190	BL6137.....	191	CO2137.....	192	DEBP183501.....	212
85641M.....	136	95772.....	244	BC830.....	25	BL2743.....	190	BL6139.....	191	CO2138.....	192	DEBP1P22501.....	212
85646M.....	137	95785.....	244	BCLIP15.....	213	BL2747.....	190	BL6141.....	191	CO2139.....	192	DEBP222501.....	212
85647M.....	137	95786.....	244	BE006.....	140	BL2751.....	190	BL6143.....	191	CO2140.....	192	DEBP28201.....	212
85649M.....	139	95788.....	244	BE007.....	140	BL2755.....	190	BMAG1.....	212	CO2141.....	192	DEBP282501.....	212
85659M.....	139	95789.....	244	BE008.....	140	BL2759.....	190	BM200-18.....	30	CO2142.....	192	DEBP282501R.....	212
85665M.....	128	95791.....	244	BE009.....	140	BL2763.....	190	BNS260-OR.....	231	CO2143.....	192	DEBP2R2501R.....	212
85668M.....	128	95792.....	244	BE400.....	140	BL3139.....	190	BP350.....	231	CO2144.....	192	DEBP2R2501R.....	212
85669M.....	128	95794.....	244	BH1001.....	187	BL3143.....	190	BP700.....	172	CO2145.....	192	DEBP310201.....	212
85671M.....	131	95795.....	244	BH1001B.....	187	BL4001.....	191	BP900.....	172	CO2146.....	192	DEBP3102501R.....	212
85672M.....	131	95797.....	244	BH1002.....	187	BL4002.....	191	B55618.....	110	CO2147.....	192	DEBR122501.....	212
85674M.....	131	95798.....	244	BH1002B.....	187	BL4003.....	191	B56075.....	110	CO2148.....	192	DEBR232501.....	212
85680M.....	131	95800.....	244	BH1003.....	187	BL4004.....	191	B55518.....	110	CO2149.....	192	DEBT15202501.....	212
85681M.....	131	95801.....	244	BH1003B.....	187	BL4005.....	191	B56412.....	110	CO2150.....	192	DEBT2530101.....	212
85682M.....	131	95803.....	244	BH1005.....	187	BL4006.....	191	BS72716.....	110	CO2151.....	192	DLR130K.....	225
85692M.....	139	95804.....	244	BH1005B.....	187	BL4007.....	191	BS80.....	110	CO2152.....	192	DLSB1003.....	185
85693M.....	139	95806.....	244	BH2001.....	187	BL4008.....	191	BS82.....	110	CO2153.....	192	DLSB1005.....	185
85694M.....	139	95808.....	244	BH2001B.....	187	BL4009.....	191	BS9122.....	110	CO2154.....	192	DLSB1007.....	185
85700M.....	130	95893.....	244	BH2002.....	187	BL4010.....	191	BT160.....	235	CO2155.....	192	DLSB1009.....	185
85701M.....	139	95895.....	244	BH2002B.....	187	BL4011.....	191	BT170HD.....	235	CO2156.....	192	DLSB1011.....	185
85702M.....	139	95926.....	244	BH2003.....	187	BL4012.....	191	BT300HD.....	235	CO2157.....	192	DLSB1013.....	185
85708M.....	135	95928.....	244	BH2003B.....	187	BL4013.....	191	C660.....	25	CO2158.....	192	DMD4K.....	227
85712M.....	136	95934.....	244	BH2005.....	187	BL4014.....	191	CAG180-01.....	108	CO2159.....	192	DSB1001.....	185
85900M.....	126	95951.....	244	BH2005B.....	187	BL4015.....	191	CA8104.....	108	CO2160.....	192	DSB1006.....	185
85901M.....	126	95952.....	244	BH3001.....	187	BL4016.....	191	CB1040.....	108	CO4029.....	192	DSB1003.....	185
85902M.....	126	96303.....	242	BH3001B.....	187	BL4017.....	191	CB1060.....	109	CO4128.....	192	DSB1004.....	185
85903M.....	126	96304.....	242	BH3002.....	187	BL4018.....	191	CB1060L.....	109	CO4129.....	192	DSB1005.....	185
85905M.....	126	96305.....	242	BH3002B.....	187	BL4019.....	191	CB1080.....	109	CO4130.....	192	DSB1006.....	185
85906M.....	126	96306.....	242	BH3003.....	187	BL4020.....	191	CB1240.....	109	CO4131.....	192	DSB1007.....	185
85907M.....	126	96307.....	242	BH3003B.....	187	BL4021.....	191	CB1260.....	109	CO4132.....	192	DSB1008.....	185
85908M.....	126	96308.....	242	BH3005.....	187	BL4022.....	191	CB1280.....	109	CO4133.....	192	DSB1009.....	185
85909M.....	126	96309.....	242	BH3005B.....	187	BL4023.....	191	CB704FC.....	109	CO4134.....	192	DSB1010.....	185
85910M.....	126	96310.....	242	BHF1202.....	110	BL4024.....	191	CB706FC.....	109	CO4135.....	192	DSB1011.....	185
85911M.....	126	96311.....	242	BL0008.....	192	BL4025.....	191	CB714NC.....	108	CO4136.....	192	DSB1012.....	185
85912M.....	126	96314.....	242	BL0013.....	192	BL4026.....	191	CB718AB10.....	108	CO4137.....	192	DSB1013.....	185
85913M.....	126	96315.....	242	BL0015.....	192	BL4027.....	191	CB718AB25.....	108	CO4138.....	192	DSB1015.....	185
85914M.....	126	96316.....	242	BL0021.....	192	BL4028.....	191	CB724AB.....	108	CO4139.....	192	DSB1017.....	185
85915M.....	126	96317.....	242	BL0026.....	192	BL4029.....	191	CB724AB10.....	108	CO4140.....	192	DSB1019.....	185
85917M.....	126	96318.....	242	BL0029.....	192	BL4030.....	191	CB724AB25.....	108	CO4141.....	192	DSB1021.....	185
85918M.....	126	96320.....	244	BL0060.....	192	BL4031.....	191	CB724AB3.....	108	CO4142.....	192	DSB5003.....	185
85922M.....	125	96321.....	244	BL10.....	192	BL4032.....	191	CB740AB.....	108	CO4143.....	192	DSB5005.....	185
859361M.....	126	96322.....	244	BL2131.....	190	BL4033.....	191	CB8120.....	108	CO4144.....	192	DSB5006.....	185
85974M.....	126	96323.....	244	BL2132.....	190	BL4034.....	191	CB748ST.....	109	CO4145.....	192	DSB5006P.....	185
85987M.....	126	96324.....	244	BL2133.....	190	BL4035.....	191	CB824.....	108	CO4146.....	192	DSB5007P.....	185
85993M.....	126	96325.....	244	BL2134.....	190	BL4036.....	191	CBCL1024.....	109	CO4147.....	192	DSB5010.....	185
85997M.....	126	96326.....	244	BL2134.....	190	BL4037.....	191	CBCL1040.....	109	CO4148.....	192	DSB5013P.....	185
86002M.....	126	96327.....	244	BL2135.....	190	BL4038.....	191	CBCL1040.....	109	CO4149.....	192	DSB5016.....	185
86007M.....	126	96328.....	244	BL2136.....	190	BL4039.....	191	CBCL518A.....	109	CO4150.....	192	DSBE1012.....	185
86010M.....	126	96331.....	244	BL2137.....	190	BL4040.....	191	CBCL524A.....	109	CO4151.....	192	DSBS1003.....	185
86019M.....	125	96332.....	244	BL2138.....	190	BL4041.....	191	CBCL618A.....	109	CO4152.....	192	DSBS1005.....	185
86020M.....	125	96333.....	244	BL2139.....	190	BL4042.....	191	CBCL624A.....	109	CO4153.....	192	DSBS1007.....	185
86026M.....	125	96334.....	244	BL2140.....	190	BL4043.....	191	CC2100.....	214	CO4154.....	192	DSBS1009.....	185
9281.....	123	96335.....	244	BL2141.....	190	BL4044.....	191	CC2110.....	214	CO4155.....	192	DSBS1011.....	185
92839.....	123	96336.....	243	BL2142.....	190	BL4045.....	191	CC2100.....	214	CO4156.....	192	DSBS1013.....	185
92840.....	123	AL14102.....	209	BL2143.....	190	BL4046.....	191	CC2130.....	214	CO4157.....	192	DSBS1015.....	185
95397.....	242	AL18102.....	209	BL2144.....	190	BL4047.....	191	CC2201.....	214	CO4158.....	192	DSBS1017.....	185
95399.....	242	AL316102.....	209	BL2145.....	190	BL4048.....	191	CC2203.....	214	CO4159.....	192	DSBS1021.....	185
95406.....	242	AL332102.....	209	BL2146.....	190	BL4049.....	191	CC2205.....	214	CPK30-36.....	24	DW400.....	176
95407.....	242	AL516102.....	209	BL2147.....	190	BL4050.....	191	CC2207.....	214	CPK40-36.....	24	DPK60497.....	213
95408.....	242	AL532102.....	209	BL2148.....	190	BL4051.....	191	CC2209.....	214	CPK40-36.....	24	EX1006.....	187
95409.....	242	AL564102.....	209	BL2149.....	190	BL4052.....	191	CC2211.....	214	CPK41-36.....	24	FK1012.....	187
95410.....	243	AL732102.....	209	BL2150.....	190	BL4053.....	191	CC2213.....	214	CPK42-36.....	24	FB004.....	187
95411.....	242	AL764102.....	209	BL2151.....	190	BL4054.....	191	CC2221.....	214	CRS180K.....	20	FB006.....	187
95412.....	242	AL964102.....	209	BL2152.....	190	BL4055.....	191	CC2223.....	214	CS10.....	64	FB008.....	187
95413.....	243	AN01.....	202	BL2153.....	190	BL4056.....	191	CC2225.....	214	CS11.....	151	FB010.....	187
95414.....	242	AN02.....	202	BL2154.....	190	BL4057.....	191	CC2227.....	214	CS20.....	64	FB012.....	187
95415.....	242	B14601.....	187	BL2155.....	190	BL4058.....	191	CC2244.....	214	CS5.....	64	FB014.....	187
95416.....	243	B14602.....	187	BL2156.....	190	BL4059.....	191	CC2246.....	21				

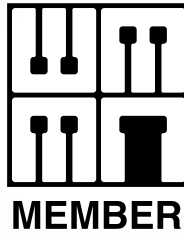
GT500.....49	HC2071.....51	HC8025.....57	HGD316.....201	HS2169B3.....58	MS1228.....74	OSC38.....11
GT600.....49	HC2074.....51	HC8030.....57	HGD318.....201	HS2170.....58	MS1229.....74	OSC38RF.....11
GT700.....49	HC2081B25.....51	HC8035.....57	HGD34.....201	HS2171.....58	MS1600.....211	OSC4B.....11
GT800.....49	HC2081B5.....51	HC8045.....57	HGD358.....201	HS2173.....58	ND5161401.....211	OSC4K.....11
GT900.....49	HC2084B25.....51	HC8050.....57	HGD38.....201	HS2260.....58	NKL106.....186	OSCS23.....11
HTL3.....219	HC2084B5.....51	HC8055.....57	HGD4.....201	HS2261.....58	NKL107.....186	PO102.....205
HA1020.....46	HC2084B5.....51	HC8070.....57	HGD418.....201	HS2262.....58	NKL108.....186	P1102.....205
HA1030.....46	HC2088.....51	HC8075.....57	HGD516.....201	HS2263.....58	NKL109.....186	P1102G.....205
HA1031.....46	HC2088.....51	HC8501.....55	HGD58.....201	HS2264.....58	NKL110.....186	P1102GX.....205
HA1032.....46	HC2091.....51	HC8506.....55	HDG78.....201	HS2267.....58	NKL111.....186	P1102M.....205
HB062.....196	HC2094.....51	HC8510.....55	HDM.....201	HS2269.....58	NKL112.....186	P1201.....205
HB063.....196	HC2097.....51	HC8515.....55	HDM.....201	HS2360.....58	NKL113.....186	P1R102.....205
HB069.....196	HC2098.....51	HC8521.....55	HDM.....201	HS2362.....58	NKL114.....186	P2102.....205
HB075.....196	HC2099.....51	HC8526.....55	HE1.....196, 202	HS2363.....58	NKL115.....186	P2102G.....205
HB081.....196	HC2102.....51	HC8530.....55	HFM1018.....110	HS2365.....58	NKL116.....186	P2102M.....205
HB087.....196	HC2102B25.....51	HC8531.....55	HFM1018-100pk.....110	HS2366.....58	NKL117.....186	P2115TCB.....205
HB094.....196	HC2102B5.....51	HC8536.....55	HFM1024.....110	HS2367.....58	NKL118.....186	P2401.....205
HB100.....196	HC2104.....51	HC8540.....55	HFM1024-100pk.....110	HS2369.....58	NKL120.....186	P2516102.....205
HB106.....196	HC2107.....51	HC8545.....55	HFM1032.....110	HS2460.....58	NKL122.....186	P2D105.....205
HB112.....196	HC2108.....51	HC8550.....55	HFM1032-100pk.....110	HS2461.....58	NKL124.....186	P2D2350.....205
HB119.....196	HC2112.....51	HC8555.....55	HFM1218.....110	HS2462.....58	NKL126.....186	P2R2115TCB.....203
HB125.....196	HC2122.....51	HC8575.....55	HFM1218-100pk.....110	HS2463.....58	NKL107.....186	P2R22101.....203
HB131.....196	HC2124.....51	HC8595.....55	HFM1224.....110	HS2464.....58	NKL108.....186	P2R22102.....203
HB136.....196	HC2127.....51	HC88.....55	HFM1224-100pk.....110	HS2467.....58	NKL109.....186	P2R22151.....203
HB144.....196	HC2128.....51	HC89.....57	HFM1232.....110	HS2469.....58	NKL110.....186	P3102.....205
HB179.....197	HC2167.....51	HC89.....57	HFM1232-100pk.....110	HS2483.....58	NKL111.....186	P3102G.....205
HB156.....196	HC2147.....51	HC89.....57	HFM1232-100pk.....110	HS2486.....58	NKL112.....186	P3102R.....205
HB163.....196	HC2144.....51	HC89.....57	HFM1232-100pk.....110	HS2489.....58	NKL113.....186	P3201.....205
HB169.....196	HC2147.....51	HC89.....57	HFM1232-100pk.....110	HS2493.....58	NKL114.....186	P3D201.....205
HB175.....196	HC2163.....51	HC89.....57	HFM1232-100pk.....110	HS2496.....58	NKL115.....186	PA1202.....147
HB179.....197	HC2167.....51	HC89.....57	HFM1232-100pk.....110	HS2499.....58	NKL116.....186	PA1203.....147
HB181.....196	HC2224.....51	HC89.....57	HFM1232-100pk.....110	HS2502.....58	NKL117.....186	PA1204.....147
HB187.....196	HC2227.....51	HC89.....57	HFM1232-100pk.....110	HS2505.....58	NKL118.....186	PA1205.....147
HB19EL.....197	HC2244.....51	HC89.....57	HFM1232-100pk.....110	HS2508.....58	NKL119.....186	PA1206.....147
HB200.....196	HC2247.....51	HC89.....57	HFM1232-100pk.....110	HS2511.....58	NKL120.....186	PB3600.....26
HB206.....196	HC2263.....51	HC89.....57	HFM1232-100pk.....110	HS2514.....58	NKL121.....186	PB3605.....26
HB212.....196	HC2267.....51	HC89.....57	HFM1232-100pk.....110	HS2517.....58	NKL122.....186	PC1212.....202
HB225.....196	HC2283.....51	HC89.....57	HFM1232-100pk.....110	HS2520.....58	NKL123.....186	PCM202AN.....202
HB231.....196	HC2287.....51	HC89.....57	HFM1232-100pk.....110	HS2523.....58	NKL124.....186	PCM38.....202
HB236.....196	HC2301.....52	HC89.....57	HFM1232-100pk.....110	HS2526.....58	NKL125.....186	PCM38AN.....202
HB250.....196	HC2301B25.....52	HC89.....57	HFM1232-100pk.....110	HS2529.....58	NKL126.....186	PCM38D.....202
HB256.....196	HC2302.....52	HC89.....57	HFM1232-100pk.....110	HS2532.....58	NKL127.....186	PCPD4.....202
HB25M.....197	HC2302B25.....52	HC89.....57	HFM1232-100pk.....110	HS2535.....58	NKL128.....186	PL682.....146
HB263.....196	HC2309.....52	HC89.....57	HFM1232-100pk.....110	HS2538.....58	NKL129.....186	PNO-S.....32
HB269.....196	HC2310.....52	HC89.....57	HFM1232-100pk.....110	HS2541.....58	NKL130.....186	PNO-W.....32
HB275.....196	HC2310B25.....52	HC89.....57	HFM1232-100pk.....110	HS2544.....58	NKL131.....186	PPRO624DADO.....107
HB287.....196	HC2311.....52	HC89.....57	HFM1232-100pk.....110	HS2547.....58	NKL132.....186	PR001.....117
HB300.....196	HC2311B25.....52	HC89.....57	HFM1232-100pk.....110	HS2550.....58	NKL133.....186	PR002.....117
HB312.....196	HC2312.....52	HC89.....57	HFM1232-100pk.....110	HS2553.....58	NKL134.....186	PR003.....117
HB325.....196	HC2312B25.....52	HC89.....57	HFM1232-100pk.....110	HS2556.....58	NKL135.....186	PR004.....117
HB338.....196	HC4021.....56	HC89.....57	HFM1232-100pk.....110	HS2559.....58	NKL136.....186	PR005.....117
HB350.....196	HC4022.....56	HC89.....57	HFM1232-100pk.....110	HS2562.....58	NKL137.....186	PR006.....117
HB363.....196	HC4023.....56	HC89.....57	HFM1232-100pk.....110	HS2565.....58	NKL138.....186	PR007.....117
HB375.....196	HC4024.....56	HC89.....57	HFM1232-100pk.....110	HS2568.....58	NKL139.....186	PR008.....117
HB387.....196	HC4031.....56	HC89.....57	HFM1232-100pk.....110	HS2571.....58	NKL140.....186	PR009.....117
HB400.....196	HC4032.....56	HC89.....57	HFM1232-100pk.....110	HS2574.....58	NKL141.....186	PR010.....117
HB412.....196	HC4033.....56	HC89.....57	HFM1232-100pk.....110	HS2577.....58	NKL142.....186	PR10E.....114
HB425.....196	HC4034.....56	HC89.....57	HFM1232-100pk.....110	HS2580.....58	NKL143.....186	PR20EVS.....114
HB436.....196	HC4040.....56	HC89.....57	HFM1232-100pk.....110	HS2583.....58	NKL144.....186	PR20EVSK.....114
HB450.....196	HC4041.....56	HC89.....57	HFM1232-100pk.....110	HS2586.....58	NKL145.....186	PR20EVSNIP.....114
HB459.....196	HC4042.....56	HC89.....57	HFM1232-100pk.....110	HS2589.....58	NKL146.....186	PR1040CHB.....104
HB500.....196	HC4043.....56	HC89.....57	HFM1232-100pk.....110	HS2592.....58	NKL147.....186	PR1040G.....104
HB500.....196	HC4043*.....56	HC89.....57	HFM1232-100pk.....110	HS2595.....58	NKL148.....186	PR1040GP.....104
HB550.....196	HC4050.....56	HC89.....57	HFM1232-100pk.....110	HS2598.....58	NKL149.....186	PR1048ST.....106
HB575.....196	HC4051.....56	HC89.....57	HFM1232-100pk.....110	HS2601.....58	NKL150.....186	PR1050C.....106
HB600.....196	HC4052.....56	HC89.....57	HFM1232-100pk.....110	HS2604.....58	NKL151.....186	PR1050C.....106
HB650.....196	HC4053.....56	HC89.....57	HFM1232-100pk.....110	HS2607.....58	NKL152.....186	PR1060CHB.....105
HBM1018.....110	HC4060.....56	HC89.....57	HFM1232-100pk.....110	HS2610.....58	NKL153.....186	PR1060FIN.....104
HBM1018-100pk.....110	HC4060*.....56	HC89.....57	HFM1232-100pk.....110	HS2613.....58	NKL154.....186	PR1060FN.....106
HBM1024.....110	HC4061.....56	HC89.....57	HFM1232-100pk.....110	HS2616.....58	NKL155.....186	PR1060SS.....107
HBM1024-100pk.....110	HC4062*.....56	HC89.....57	HFM1232-100pk.....110	HS2619.....58	NKL156.....186	PR1072ZM.....105
HBM1032.....110	HC4063*.....56	HC89.....57	HFM1232-100pk.....110	HS2622.....58	NKL157.....186	PR1072V.....104
HBM1032-100pk.....110	HC4064.....56	HC89.....57	HFM1232-100pk.....110	HS2625.....58	NKL158.....186	PR1080CHB.....105
HBM1128.....110	HC4070.....56	HC89.....57	HFM1232-100pk.....110	HS2628.....58	NKL159.....186	PR1080FIN.....104
HBM1128-100pk.....110	HC4071.....56	HC89.....57	HFM1232-100pk.....110	HS2631.....58	NKL160.....186	PR1080L.....105
HBM1224.....110	HC4072*.....56	HC89.....57	HFM1232-100pk.....110	HS2634.....58	NKL161.....186	PR1080L.....105
HBM1224-100pk.....110	HC4073.....56	HC89.....57	HFM1232-100pk.....110	HS2637.....58	NKL162.....186	PR1080NF.....106
HBM1232.....110	HC4081.....56	HC89.....57	HFM1232-100pk.....110	HS2640.....58	NKL163.....186	PR1080FC.....107
HBM1232-100pk.....110	HC4082*.....56	HC89.....57	HFM1232-100pk.....110	HS2643.....58	NKL164.....186	PR12100CHB.....105
HBUSKIT.....197	HC4083*.....56	HC89.....57	HFM1232-100pk.....110	HS2646.....58	NKL165.....186	PR12100NF.....106
HC2000.....51	HC4084.....56	HC89.....57	HFM1232-100pk.....110	HS2649.....58	NKL166.....186	PR1212RES20.....107
HC2001.....51	HC4092*.....56	HC89.....57	HFM1232-100pk.....110	HS2652.....58	NKL167.....186	PR1224RES.....107
HC2001B25.....51	HC4093*.....56	HC89.....57	HFM1232-100pk.....110	HS2655.....58	NKL168.....186	PR1224RES20.....107
HC2001B5.....51	HC4501.....56	HC89.....57	HFM1232-100pk.....110	HS2658.....58	NKL169.....186	PR1236RIP.....104
HC2010B25.....51	HC4511.....56	HC89.....57	HFM1232-100pk.....110	HS2661.....58	NKL170.....186	PR1248CHB.....105
HC2010B5.....51	HC4512.....56	HC89.....57	HFM1232-100pk.....110	HS2664.....58	NKL171.....186	PR1260C.....104
HC2010B5.....51	HC4513.....56	HC89.....57	HFM1232-100pk.....110	HS2667.....58	NKL172.....186	PR1260GP.....104
HC2011.....51	HC4516.....56	HC89.....57	HFM1232-100pk.....110	HS2670.....58	NKL173.....186	PR1260ST.....106
HC2011B25.....51	HC5005.....54	HC89.....57	HFM1232-100pk.....110	HS2673.....58	NKL174.....186	PR1280CHB.....105
HC2011B5.....51	HC5010.....54	HC89.....57	HFM1232-100pk.....110	HS2676.....58	NKL175.....186	PR1280FIN.....104
HC2015B5.....51	HC5011.....54	HC89.....57	HFM1232-100pk.....110	HS2679.....58	NKL176.....186	PR1280NF.....106
HC2015B5.....51	HC5012.....54	HC89.....57	HFM1232-100pk.....110	HS2682.....58	NKL177.....186	PR1280T.....106
HC2031.....91	HC5013.....54	HC89.....57	HFM1232-100pk.....110	HS2685.....58	NKL178.....186	PR1290L.....105
HC2031B25.....51	HC5014.....54	HC89.....57	HFM1232-100pk.....110	HS2688.....58	NKL179.....186	PR1296SM.....105
HC2031B5.....51	HC5015.....54	HC89.....57	HFM1232-100pk.....110	HS2691.....58	NKL180.....186	PR1296V.....104
HC2032.....51	HC5016.....54	HC89.....57	HFM1232-100pk.....110	HS2694.....58	NKL181.....186	PR1300FIN.....104
HC2032B25.....51	HC5017.....54	HC89.....57	HFM1232-100pk.....110	HS2697.....58	NKL182.....186	PR14100L.....105
HC2032B5.....51	HC5018.....54	HC89.....57	HFM1232-100pk.....110	HS2700.....58	NKL183.....186	PR14100NF.....106
HC2034.....51	HC5019.....54	HC89.....57	HFM1232-100pk.....110	HS2703.....58	NKL184.....186	PR14100SS.....107
HC2034B25.....51	HC5020.....54	HC89.....57	HFM1232-100pk.....110	HS2706.....58	NKL185.....186	PR1424RES.....107
HC2034B5.....51	HC5021.....54	HC89.....57	HFM1232-100pk.....110	HS2709.....58	NKL186.....186	PR1430RIP.....104
HC2040.....51	HC5022.....54	HC89.....57	HFM1232-100pk.....110	HS2712.....58	NKL187.....186	PR1470C.....105
HC2040B25.....51	HC5023.....54	HC89.....57	HFM1232-100pk.....110	HS2715.....58	NKL188.....186	PR1480CHB.....105
HC2040B5.....51	HC5024.....54	HC89.....57	HFM1232-100pk.....110	HS2718.....58	NKL189.....186	PR1480GP.....104
HC2041.....51	HC5025.....54	HC89.....57	HFM1232-100pk.....110	HS2721.....58	NKL190.....186	PR1480ST.....106
HC2041B25.....51	HC5026.....54	HC89.....57	HFM1232-100pk.....110	HS2724.....58	NKL191.....186	PR1480T.....106
HC2041B5.....51	HC5027.....54	HC89.....57	HFM1232-100pk.....110	HS2727.....58	NKL192.....186	PR15100NF.....106
HC2042.....51	HC5028.....54	HC89.....57	HFM1232-100pk.....110	HS2730.....58	NKL193.....186	PR16100L.....105
HC2042B25.....51	HC5029.....54	HC89.....57	HFM1232-100pk.....110	HS2733.....58	NKL194.....186	PR16100NF.....106
HC2042B5.....51	HC5030.....54	HC89.....57	HFM1232-100pk.....110	HS2736.....58	NKL195.....186	PR1648RIP.....104
HC2043.....51	HC5031.....54	HC89.....57	HFM1232-100pk.....110	HS2739.....58	NKL196.....186	PR1660CHB.....105
HC2045.....51	HC5032.....54	HC89.....57	HFM1232-100pk.....110	HS2742.....58	NKL197.....186	PR1680GP.....104
HC2051.....51	HC5033.....54	HC89.....57	HFM1232-100pk.....110	HS2745.....58	NKL198.....186	PR18100FIN.....105
HC2051B25.....51	HC5034.....54	HC89.....57	HFM1232-100pk.....110	HS2748.....58	NKL199.....186	PR1860RIP.....104
HC2051B5.....51	HC5035.....54	HC89.....57	HFM1232-100pk.....110	HS2751.....58	NKL200.....186	PR1880CHB.....105
HC2054.....51	HC5036.....54	HC89.....57	HFM1232-100pk.....110	HS2754.....58	NKL201.....186	PR1880GP.....104
HC2061.....51	HC5037.....54	HC89.....57	HFM1232-100pk.....110	HS2757.....58	NKL202.....186	PR1880NF.....106
HC2061B25.....51	HC5038.....54	HC89.....57	HFM1232-100pk.....110	HS2760.....58	NKL203.....186	PR1880T.....106
HC2061B5.....51	HC5039.....54	HC89.....57	HFM1232-100pk.....110	HS2763.....58	NKL204.....186	PR1880V.....104
HC2064.....51	HC5040.....54	HC89.....57	HFM1232-100pk.....110	HS2766.....58	NKL205.....186	PR1880W.....104
HC2064B25.....51	HC5041.....54	HC89.....57	HFM1232-100pk.....110	HS2769.....58	NKL206.....186	PR1880X.....104
HC2064B5.....51	HC5042.....54	HC89.....57	H			

PS10-2A.....	8	RECM6X2-25P.....	94	SB4R080.....	150	SL10102.....	206	SS4W120.....	151	T3931.....	53	TX15102G.....	208
PS1024RIP.....	105	RECM9X2.....	94	SB4R081.....	150	SL1012201.....	206	SS4W180.....	151	T3932.....	53	TX15102M.....	207
PS1040GP.....	105	REDM6X2.....	94	SB4R100.....	150	SL1102.....	206	STN150-18.....	30	T3933.....	53	TX15201.....	207
PS1060GP.....	105	REDM12X2.....	94	SB4R101.....	150	SL121201.....	206	STN150-18.....	30	T3934.....	53	TX15601.....	207
PS1060LAM.....	105	RESM6X2.....	94	SB4R120.....	150	SL2102.....	206	T101A.....	79, 91, 92	T3935.....	53	TX20102G.....	208
PS1060NF.....	105	RESM9X2.....	94	SB4R121.....	150	SL3102.....	206	T101A0100.....	79	T3936.....	53	TX20102M.....	207
PS1080FIN.....	105	RFM10V.....	97	SB5R000.....	150	SL4102.....	206	T101A03.....	79, 86	T3937.....	53	TX20201M.....	207
PS1240GP.....	105	RFM10V-25B.....	97	SB5R040.....	150	SL5102.....	206	T101A0F.....	91	T3938.....	53	TX2025102.....	207
PS1260GP.....	105	RFM10V-25P.....	97	SB5R041.....	150	SL6201.....	206	T101A0F.....	79, 91, 92	T3939.....	53	TX20601.....	207
PS1280FIN.....	105	RH328VC.....	39	SB5R060.....	150	SL8102.....	206	T101B.....	79, 91, 92	T4031.....	214	TX40201.....	207
PS20-2A.....	8	RH432VQC.....	40	SB5R061.....	150	SL8102.....	206	T101B100.....	79	T4033.....	214	TX25102M.....	207
PS21-2A.....	9	RHN126.....	98, 102	SB5R080.....	150	SL8103051.....	206	T101B3.....	79	T4042.....	214	TX25201M.....	207
PS31-2A.....	9	RHN126-25B.....	98	SB5R081.....	150	SN350-20F.....	29	T101BF.....	79	T4047.....	214	TX27102G.....	208
PS41-2A.....	9	RHN126-25P.....	98	SB5R100.....	150	SN350-34C.....	29	T101BF.....	81, 91	T4B.....	69	TX27601.....	207
PS50-2A.....	10	RHN66-25.....	98, 102	SB5R101.....	150	SN350-OR.....	32	T101BR.....	79, 91	T5002.....	214	TX30102G.....	208
PS50-2B.....	10	RHN66-25B.....	98	SB5R120.....	150	SPA10102.....	211	T101D.....	78, 91, 92	T5021.....	214	TX40201.....	207
PS70-2A.....	10	RHN66-25P.....	98	SB5R121.....	150	SPA6102.....	211	T101D100.....	78	T56743.....	81	TX6102.....	207
PS712RIP.....	105	RHN96.....	98, 102	SB6R040.....	150	SP802.....	211	T101D100.....	78	T718BF.....	91	TX7102.....	207
PS724GP.....	105	RHN96-25B.....	98	SB6R060.....	150	SQ0102.....	206	T101DP.....	79	T744D.....	80	TX8102.....	207
PS740GP.....	105	RHN96-25P.....	98	SB6R061.....	150	SQ102.....	206	T101GCC.....	91, 92	TC100.....	48	TX9102.....	207
PS740LAM.....	105	RM1218-25B.....	101	SB6R081.....	150	SQ1102.....	206	T101R.....	80	TC1025.....	48	TXH15102.....	208
PS740NF.....	105	RM1218-25B.....	101	SB6R100.....	150	SQ1201.....	206	T111C.....	80	TC2025.....	48	TXH2102.....	208
PS818NC.....	105	RM414.....	100	SB6R101.....	150	SQ1201M.....	206	T111C3.....	80	TC300.....	48	TXH2102M.....	208
PS840GP.....	105	RM414.....	100	SB6R101.....	150	SQ12701.....	206	T111CF.....	83	TC3025.....	48	TXH25102.....	208
PTB410.....	110	RM424.....	101	SB6R120.....	150	SQ1301.....	206	T113A3.....	86	TC4025.....	48	TXH27102.....	208
PTB441.....	110	RM614.....	100, 102	SB6R121.....	150	SQ13501.....	206	T118A.....	82, 91, 92	TC500.....	48	TXH30102.....	208
PTB442.....	110	RM614-25B.....	100, 102	SBID9.....	214	SQ2102.....	206	T118A100.....	82	TC5025.....	48	TXH40102.....	208
PZD1102.....	210	RM618.....	100, 102	SCBR000.....	150	SQ2301.....	206	T118F.....	81	TC600.....	48	TXH40102M.....	208
PZD1102R.....	210	RM618-25B.....	100, 102	SCBR040.....	150	SQ2401.....	206	T118F100.....	81	TC6025.....	48	U101A03.....	87, 92
PZD2102.....	210	RM624.....	101	SCBR041.....	150	SQ3102.....	206	T118H100.....	85	TC700.....	48	U101A03.....	87, 92
PZD2102R.....	210	RM624-25B.....	101	SCBR060.....	150	SQ32701.....	206	T118H100.....	85	TC900.....	48	U101B.....	86, 92
PZDR102.....	210	RM914.....	100	SCBR080.....	150	SQ3301.....	206	T118H3.....	85	TC900.....	48	U101B3.....	86
PZD3102.....	210	RM914-25B.....	100	SCBR081.....	150	SQ3301.....	206	T118H3.....	85	TCNS516.....	48	U101BF.....	87
PZD3102R.....	210	RM918.....	101	SCBR120.....	150	Q3B01.....	206	T118B100.....	82	TCNS516.....	48	U101BF3.....	87
RA1054.....	118	RM918-25B.....	101	SCBR121.....	150	Q3B01.....	206	T118B3.....	85	TCSDP3.....	48	U119B.....	87, 92
RA1100.....	118	RM924.....	101	SCBR121.....	150	Q3B01.....	206	T118BF.....	81	TCSDP3.....	48	U119B3.....	87, 92
RA1103.....	120	RM924-25B.....	101	SCBR180.....	150	Q3B01.....	206	T118BF100.....	81	TCSDP3.....	48	U119B3.....	87, 92
RA1105.....	120	RM1125-25B.....	101	SDH1.....	194	Q3B01.....	206	T118E.....	82	TCSDP3.....	48	U119B3.....	87, 92
RA1107.....	120	RM126-25B.....	101	SDH10.....	194	Q3B01.....	206	T118EF.....	85	TCSDP3.....	48	U119B3.....	87, 92
RA1109.....	120	RM175.....	29	SDH11.....	194	Q3B01.....	206	T118EF3.....	85	TCSDP3.....	48	U119B3.....	87, 92
RA1110.....	118	RM66.....	101, 102	SDH12.....	194	Q3B01.....	206	T118EF3.....	85	TCSDP3.....	48	U119B3.....	87, 92
RA1111.....	120	RM66-25B.....	101	SDH2.....	194	Q3B01.....	206	T118EF3.....	85	TCSDP3.....	48	U119B3.....	87, 92
RA1113.....	120	RM75-OR.....	32	SDH3.....	194	Q3B01.....	206	T118EF3.....	85	TCSDP3.....	48	U119B3.....	87, 92
RA1115.....	120	RM96.....	101, 102	SDH3.....	194	Q3B01.....	206	T118EF3.....	85	TCSDP3.....	48	U119B3.....	87, 92
RA1117.....	120	RM96-25B.....	101	SDH4.....	194	Q3B01.....	206	T118EF3.....	85	TCSDP3.....	48	U119B3.....	87, 92
RA1119.....	120	RO510.....	142	SDH5.....	194	Q3B01.....	206	T118EF3.....	85	TCSDP3.....	48	U119B3.....	87, 92
RA1121.....	120	RO520VSK.....	142	SDH6.....	194	Q3B01.....	206	T118EF3.....	85	TCSDP3.....	48	U119B3.....	87, 92
RA1126.....	118	RP125.....	100	SDH7.....	194	Q3B01.....	206	T118EF3.....	85	TCSDP3.....	48	U119B3.....	87, 92
RA1127.....	120	RP125-25B.....	100	SDH8.....	194	Q3B01.....	206	T118EF3.....	85	TCSDP3.....	48	U119B3.....	87, 92
RA1131.....	118	RP125.....	100	SDH9.....	194	Q3B01.....	206	T118EF3.....	85	TCSDP3.....	48	U119B3.....	87, 92
RA1161.....	118	RP125-25B.....	100	SDNR000.....	151	Q3B01.....	206	T118EF3.....	85	TCSDP3.....	48	U119B3.....	87, 92
RA1162.....	118	RP125-25P.....	97	SDNR040.....	151	Q3B01.....	206	T118EF3.....	85	TCSDP3.....	48	U119B3.....	87, 92
RA1165.....	118	RP125.....	100	SDNR041.....	151	Q3B01.....	206	T118EF3.....	85	TCSDP3.....	48	U119B3.....	87, 92
RA1166.....	118	RP125-25B.....	97	SDNR060.....	151	Q3B01.....	206	T118EF3.....	85	TCSDP3.....	48	U119B3.....	87, 92
RA1171.....	120	RP125.....	100	SDNR061.....	151	Q3B01.....	206	T118EF3.....	85	TCSDP3.....	48	U119B3.....	87, 92
RA1172AT.....	120	RP125-25P.....	97	SDNR120.....	151	Q3B01.....	206	T118EF3.....	85	TCSDP3.....	48	U119B3.....	87, 92
RA1173AT.....	120	RP125.....	100	SDNR121.....	151	Q3B01.....	206	T118EF3.....	85	TCSDP3.....	48	U119B3.....	87, 92
RA1173AT.....	120	RP125-25B.....	97	SDNR122.....	151	Q3B01.....	206	T118EF3.....	85	TCSDP3.....	48	U119B3.....	87, 92
RA1175.....	120	RP125.....	100	SDNR123.....	151	Q3B01.....	206	T118EF3.....	85	TCSDP3.....	48	U119B3.....	87, 92
RA1176AT.....	120	RP125-25P.....	97	SDNR124.....	151	Q3B01.....	206	T118EF3.....	85	TCSDP3.....	48	U119B3.....	87, 92
RA1177AT.....	120	RP125.....	100	SDNR125.....	151	Q3B01.....	206	T118EF3.....	85	TCSDP3.....	48	U119B3.....	87, 92
RA1181.....	118	RP125-25P.....	97	SDNR126.....	151	Q3B01.....	206	T118EF3.....	85	TCSDP3.....	48	U119B3.....	87, 92
RA1185.....	119	RP125.....	100	SDNR127.....	151	Q3B01.....	206	T118EF3.....	85	TCSDP3.....	48	U119B3.....	87, 92
RA1200.....	119	RP125-25B.....	97	SDNR128.....	151	Q3B01.....	206	T118EF3.....	85	TCSDP3.....	48	U119B3.....	87, 92
RA1250.....	119	RS006.....	147	SDNR129.....	151	Q3B01.....	206	T118EF3.....	85	TCSDP3.....	48	U119B3.....	87, 92
RAP10PK.....	102	RS013.....	152	SDNR130.....	151	Q3B01.....	206	T118EF3.....	85	TCSDP3.....	48	U119B3.....	87, 92
RAP1210.....	101	RS014.....	152	SDNR131.....	151	Q3B01.....	206	T118EF3.....	85	TCSDP3.....	48	U119B3.....	87, 92
RAP1210-25B.....	101	RS015.....	152	SDNR132.....	151	Q3B01.....	206	T118EF3.....	85	TCSDP3.....	48	U119B3.....	87, 92
RAP1210-25P.....	101	RS016.....	152	SDNR133.....	151	Q3B01.....	206	T118EF3.....	85	TCSDP3.....	48	U119B3.....	87, 92
RAP12V-25B.....	101	RS017.....	152	SDNR134.....	151	Q3B01.....	206	T118EF3.....	85	TCSDP3.....	48	U119B3.....	87, 92
RAP610.....	101	RS018.....	152	SDNR135.....	151	Q3B01.....	206	T118EF3.....	85	TCSDP3.....	48	U119B3.....	87, 92
RAP610-25B.....	101	RS019.....	152	SDNR136.....	151	Q3B01.....	206	T118EF3.....	85	TCSDP3.....	48	U119B3.....	87, 92
RAP6V.....	101	RS020.....	152	SDNR137.....	151	Q3B01.....	206	T118EF3.....	85	TCSDP3.....	48	U119B3.....	87, 92
RAP6V-25B.....	101	RS021.....	152	SDNR138.....	151	Q3B01.....	206	T118EF3.....	85	TCSDP3.....	48	U119B3.....	87, 92
RAP910.....	101	RS022.....	152	SDNR139.....	151	Q3B01.....	206	T118EF3.....	85	TCSDP3.....	48	U119B3.....	87, 92
RAP910-25B.....	101	RS023.....	152	SDNR140.....	151	Q3B01.....	206	T118EF3.....	85	TCSDP3.....	48	U119B3.....	87, 92
RAP9V.....	101	RS024.....	152	SDNR141.....	151	Q3B01.....	206	T118EF3.....	85	TCSDP3.....	48	U119B3.....	87, 92
RAP9V-25B.....	101	RS025.....	152	SDNR142.....	151	Q3B01.....	206	T118EF3.....	85	TCSDP3.....	48	U119B3.....	87, 92
RC2064.....	52	RS026.....	152	SDNR143.....									

Trade Associations



Institute For Rental Management
FOUNDER



Independent Electrical
Contractors





BOSCH

Invented for life

www.boschtools.com

1-877-BOSCH99