

# NEW VARDHMAN VITRIFIED PRIVATE LIMITED

## AUDITOR'S REPORT

To,  
The Members of,

**NEW VARDHMAN VITRIFIED PRIVATE LIMITED**

**Report on the Standalone Ind AS Financial Statements**

### **Opinion**

We have audited the accompanying standalone financial statements of **NEW VARDHMAN VITRIFIED PRIVATE LIMITED** prepared as per Ind AS, which comprise the balance sheet as at 31 March 2019, the statement of profit and loss (including other comprehensive income), the statement of cash flows and the statement of changes in equity for the year then ended and a summary of the significant accounting policies and other explanatory information (herein after referred to as "standalone Ind AS financial statements").

In our opinion and to the best of our information and according to the explanations given to us, the standalone Ind AS financial statements give the information required by the Act in the manner so required and give a true and fair view in conformity with the accounting principles generally accepted in India, including the Ind AS, of the financial position of the Company as at 31 March, 2019, and its financial performance including other comprehensive income, its cash flows and the changes in equity for the year ended on that date.

- in the case of the Balance Sheet, of the state of affairs of the Company as at 31st March, 2019;
- in the case of the Statement of Profit and Loss, Loss of the Company for the year ended on that date, and
- in the case of the Cash Flow Statement, of the cash flows of the Company for the year ended on that date.

### **Basis of Opinion**

We have conducted our audit in accordance with the Standards on Auditing specified under Section 143(10) of the Act. Those Standards require that we comply with ethical requirements and plan and perform the audit to obtain reasonable assurance about whether the standalone Ind AS financial statements are free from material misstatement. We are independent of the Company in accordance with the Code of Ethics issued by the Institute of Chartered Accountants of India together with the ethical requirements that are relevant to our audit of the financial statements under the provisions of the Companies Act, 2013 and the Rules thereunder, and we have fulfilled our other ethical responsibilities in accordance with these requirements and the Code of Ethics. We believe that the audit evidence we have obtained is sufficient and appropriate to provide a basis for our audit opinion on the standalone Ind AS financial statements.

### **Management's Responsibility for the Standalone Financial Statements**

The Company's Board of Directors is responsible for the matters stated in Section 134(5) of the Companies Act, 2013 ("the Act") with respect to the preparation of these standalone Ind AS financial statements that give a true and fair view of the financial position, financial performance including other comprehensive income, cash flows and changes in equity of the Company in accordance with the accounting principles generally accepted in India, including the Indian Accounting Standards (Ind AS) prescribed under Section 133 of the Act read with relevant rules issued thereunder.

This responsibility also includes maintenance of adequate accounting records in accordance with the provisions of the Act for safeguarding the assets of the Company and for preventing and detecting frauds and other irregularities; selection and application of appropriate accounting policies; making judgments and estimates that are reasonable and prudent; and design, implementation and maintenance of adequate internal financial controls, that were operating effectively for ensuring the accuracy and completeness of the accounting records, relevant to the preparation and presentation of the standalone Ind AS financial statement that give a true and fair view and are free from material misstatement, whether due to fraud or error.

In preparing the financial statements, management is responsible for assessing the Company's ability to continue as a going concern, disclosing, as applicable, matters related to going concern and using the going concern basis of accounting unless management either intends to liquidate the Company or to cease operations, or has no realistic alternative but to do so.

Those Board of Directors are also responsible for overseeing the company's financial reporting process.



# NEW VARDHMAN VITRIFIED PRIVATE LIMITED

## Auditors' Responsibility for the Audit of the Financial Statements

Our objectives are to obtain reasonable assurance about whether the standalone Ind AS financial statements as a whole are free from material misstatement, whether due to fraud or error, and to issue an auditor's report that includes our opinion. Reasonable assurance is a high level of assurance, but is not a guarantee that an audit conducted in accordance with SAs will always detect a material misstatement when it exists. Misstatements can arise from fraud or error and are considered material if, individually or in the aggregate, they could reasonably be expected to influence the economic decisions of users taken on the basis of these financial statements. In making those risk assessments, the auditor considers the internal control relevant to the Company's preparation and fair presentation of the standalone Ind AS financial statements in order to design audit procedures that are appropriate in the circumstances. An audit involves performing procedures to obtain audit evidence about the amounts and the disclosures in the financial statements. An audit also includes evaluating the appropriateness of accounting policies used and the reasonableness of the accounting estimates made by the Management, as well as evaluating the overall presentation of the financial statements.

Our opinion is not modified in respect of these matters.


## Report on Other Legal and Regulatory Requirements

1. As required by the Companies (Auditor's Report) Order, 2016 ("the Order"), as amended, issued by the Central Government of India in terms of sub-section (11) of section 143 of the Act, we give in the "Annexure A" a statement on the matters specified in paragraphs 3 and 4 of the Order to the extent applicable.
2. As required by Section 143 (3) of the Act, we report that:
  - (a) In our opinion, proper books of account as required by law have been kept by the Company so far as it appears from our examination of those books.
  - (b) The Balance Sheet, Statement of Profit and Loss (including the comprehensive Income), Statement of change in equity and the Cash Flow Statement dealt with by this Report are in agreement with the books of account.
  - (c) In our opinion, the aforesaid standalone Ind AS financial statements comply with the Accounting Standards specified under Section 133 of the Act, read with Rule 7 of the Companies (Accounts) Rules, 2014.
  - (d) On the basis of the written representations received from the directors as on 31st March, 2019 taken on record by the Board of Directors, none of the directors is disqualified as on 31st March, 2019 from being appointed as a director in terms of Section 164 (2) of the Act.
  - (e) With respect to the adequacy of the internal financial controls over financial reporting of the Company and the operating effectiveness of such controls, refer to our separate Report in "Annexure A".
  - (f) With respect to the other matters to be included in the Auditor's Report in accordance with Rule 11 of the Companies (Audit and Auditors) Rules, 2014, in our opinion and to the best of our information and according to the explanations given to us:
    - a. The Company does not have any pending litigations which would impact its financial position.
    - b. the Company did not have any long-term contracts including derivative contracts for which there were any material foreseeable losses.
    - c. There were no amounts which were required to be transferred to the Investor Education and Protection Fund by the Company.

## FOR S. SHARDA & ASSOCIATES


CHARTERED ACCOUNTANTS

FRN NO.: 117361W

  
KUMAR CHANDAK

(PARTNER)

MEM. No. 153605



PLACE: MORBI

DATE: 01.05.2019

# NEW VARDHMAN VITRIFIED PRIVATE LIMITED

The Annexure referred to in our report to the members of the Company's for the year Ended on **31.03.2019**. We report that:

- (i) (a) The Company has maintained proper records showing full particulars including quantitative details and situations of fixed assets.
- (b) We are informed that the management has physically verified the fixed assets of the Company at reasonable intervals and no serious discrepancies have been noticed on such verification.
- (c) As per the information and explanation given to us, the title deeds of immovable properties are held in the name of the company.
- (ii) As explained to us, the stocks of finished goods have been physically verified by the management at regular intervals during the year and there were no material discrepancies noticed on physical verification of finished goods.
- (iii) Based upon the audit procedures performed and the information and explanations given by the management.
- (a) The company has not granted loan to parties covered in register maintained under sec. 189 of the Companies Act. Accordingly, the provisions of clause 3 (iii- a, b & c) of the Order are not applicable to the Company and hence not commented upon.
- (iv) In respect of loans, investments and guarantees the provisions of Section 185 and 186 of the Companies Act, 2013 have been complied.
- (v) The company's total deposit from related parties till date amounts to Rs.235707892.00
- In our Opinion based on the explanation given to us, the company has followed the directives given by RBI and abide by the provision of section 73 to 76 or any other relevant provision of companies act that were relevant in accepting the deposits. The orders passed by Company Law Board or National Company Law Tribunal or Reserve Bank of India or any court or any other tribunal, in respect of deposits has been complied with.
- (vi) We have broadly reviewed the books of account maintained by the company pursuant to the rules prescribed by the Central Government for maintenance of cost records under section 148(1) (d) of the Companies Act, in respect of its products and we are of the opinion that prima facie, the prescribed accounts and records have been made and maintained. However, we have not made a detailed examination of the records.
- (vii) (a) According to information and explanations given to us and on the basis of our examination of the books of account, and records of company, The Provisions of The Provident Fund Act are applicable to the Company. There was no amount outstanding on 31st March, 2019 in respect of undisputed Income Tax, GST, Wealth Tax, Sales Tax, Custom Duty, Service Tax and Excise duty which were due for more than six months from the date they become payable.
- (b) According to the information & explanations given to us, there are no dues of wealth tax,GST, custom duty, service tax and excise duty which have not been deposited with the appropriate authority on account of any disputes. Further, according to the information and explanations given to us, except as stated below, there are no dues of Central Sales Tax which have not been deposited by the company on account of disputes.



# NEW VARDHMAN VITRIFIED PRIVATE LIMITED

Sr. No.	Name of the Statute	Particulars	Amt. Disputed (In Lacs)	Amt. Deposited (In Lacs)	Period to which the amount relates	Forum where the dispute is pending
1	Central Sales Tax Act, 1956	Demand raised under section 9	83.33	0.00	2012-13	Deputy Commissioner Appeal Rajkot

- (viii) The Company has made default in repayment of dues to its financing bank Punjab National Bank. The final warning from Punjab National Bank to clear the outstanding dues in Cash credit account, which shows current due balance Rs.14.94 cr. as on 22.04.2019.
- (ix) According to information and explanations given to us the Company has not raised money by way of public issue/ follow-on offer and term loans. Accordingly, the provisions of clause 3 (ix) of the Order are not applicable to the Company and hence not commented upon.
- (x) According to information and explanations given to us by the Company there was no fraud made by the company or any fraud on the Company by its officers/ employees has been noticed or reported during the year.
- (xi) As per the information and explanations given to us, the Company has not given Managerial remuneration to the director during the year Accordingly, the provisions of clause 3 (xi) of the Order are not applicable to the Company and hence not commented upon.
- (xii) As per the information and explanations given to us, the Company is not a Nidhi Company. Therefore, the provisions of clause 3 (xii) of the Order are not applicable to the Company.
- (xiii) All transactions with the related parties are in compliance with Section 188 and 177 of Companies Act, 2013.
- (xiv) Based upon the audit procedures performed and the information and explanations given by the management, the company has not made any preferential allotment or private placement of shares or fully or partly convertible debentures during the year under review. Accordingly, the provisions of clause 3 (xiv) of the Order are not applicable to the Company and hence not commented upon.
- (xv) The company has not entered into any non-cash transactions with directors or persons connected with him. Accordingly, the provisions of clause 3 (xv) of the Order are not applicable to the Company and hence not commented upon.
- (xvi) The company is not required to be registered under section 45-IA of the Reserve Bank of India Act, 1934. Accordingly, the provisions of clause 3 (xvi) of the Order are not applicable to the Company and hence not commented upon.

## FOR S. SHARDA & ASSOCIATES

CHARTERED ACCOUNTANTS

FRN NO.: 117361W

KUMAR CHANDAK

(PARTNER)

MEM. No.153605



PLACE: MORBI

DATE: 01.05.2019

# NEW VARDHMAN VITRIFIED PVT. LTD.

## BALANCE SHEET

AS AT 31<sup>ST</sup> MARCH, 2019

	PARTICULARS	NOTE NO.	As at 31.03.2019	As at 31.03.2018
			AMOUNT (In Rs.)	AMOUNT (In Rs.)
<b>I</b>	<b>ASSETS</b>			
(1)	<b>Non-Current Assets</b>			
	(i) Property, Plant and Equipment	1	715842895.42	794604902.27
	(ii) Capital work-in-progress		0.00	0.00
	(iii) Financial Assets		0.00	0.00
	(a) Investments		0.00	0.00
	(b) Trade Receivables		0.00	0.00
	(c) Loans	2	969421.34	559470.34
	(d) Others		0.00	0.00
	(iv) Deferred tax assets (net)		0.00	0.00
	(v) Other non-current assets	3	0.00	0.00
(2)	<b>Current Assets</b>			
	(i) Inventories	4	63035677.65	209083707.28
	(ii) Financial Assets			
	(a) Investments	5	15000.00	15000.00
	(b) Trade receivables	6	71139278.19	385567609.57
	(c) Cash and cash equivalents	7	101252.00	931070.00
	(d) Bank Balances	8	14493931.11	47609963.26
	(e) Loans		0.00	0.00
	(f) Others	9	45777213.74	45969600.24
	(iii) Other current assets	10	184535.00	433515.00
	(iv) Current Tax Assets (Net)	11	0.00	0.00
	<b>TOTAL (I)</b>		<b>911559204.45</b>	<b>1484774837.96</b>
<b>II</b>	<b>EQUITY AND LIABILITIES</b>			
(1)	<b>Equity</b>			
	(i) Equity share capital	12	343877630.00	343877630.00
	(ii) Other equity	13	-118490383.45	12145947.86
(2)	<b>Liabilities</b>		0.00	0.00
	<b>Non-Current Liabilities</b>			
	(i) Financial Liabilities			
	(a) Borrowings	14	252686642.00	253234092.00
	(b) Trade Payable		0.00	0.00
	(c) Other Financial Liabilities		0.00	0.00
	(ii) Provisions		0.00	0.00
	(iii) Deferred Tax Liabilities (Net)	15	385990.00	13524442.00
	(iv) Other Non current Liabilities		0.00	0.00
	<b>Current Liabilities</b>			
	(i) Financial Liabilities		0.00	0.00
	(a) Borrowings	16	154897795.99	152502852.08
	(b) Trade Payable	17	201503180.52	316800570.81
	(c) Other Financial Liabilities	18	67162097.06	200244638.04
	(ii) Other Current Liabilities	19	9256252.33	188564873.69
	(iii) Provisions	20	280000.00	3879791.48
	(iv) Current Tax Liabilities (Net)	21	0.00	0.00
	<b>TOTAL (II)</b>		<b>911559204.45</b>	<b>1484774837.96</b>
	Significant Accounting Policies			
	Notes on Financial Statements	1 to 29		

As per our report of even date

**FOR S. SHARDA & ASSOCIATES**

CHARTERED ACCOUNTANTS

FRN NO.: 117367W

*Kumar Chandak*  
**KUMAR CHANDAK**

(PARTNER)

MEM. NO. 153605

PLACE: MORBI

DATE :01.05.2019



**FOR AND ON BEHALF OF THE BOARD**

*[Signature]*  
Director

*[Signature]*  
Director

**NEW VARDHMAN VITRIFIED PVT. LTD.**  
**STATEMENT OF PROFIT AND LOSS ACCOUNT**  
**FOR THE YEAR ENDED 31ST MARCH, 2019**

	PARTICULARS	NOTE NO.	As at 31.03.2019	As at 31.03.2018
			AMOUNT (In Rs.)	AMOUNT (In Rs.)
I	Revenue from operations	22	562821393.70	1230820990.12
II	Other Income	23	1817995.09	35039748.41
III	<b>Total Revenue (I+II)</b>		<b>564639388.79</b>	<b>1265860738.53</b>
IV	<b>EXPENSES:</b>			
a	Cost of materials consumed	24	146572837.43	417545382.40
b	Purchase of Stock-in-Trade		0.00	0.00
c	Changes in inventories of finished goods, work-in-progress and stock-in-trade	25	132905189.59	13093841.83
d	Employee Benefits Expense	26	13561265.00	38130499.12
e	Finance Costs	27	26730391.02	42514364.73
f	Depreciation and Amortization Expense	28	81112306.85	80729546.64
g	Other Expenses	29	307532182.21	783868320.74
	<b>Total Expenses</b>		<b>708414172.10</b>	<b>1375881955.46</b>
V	Profit before exceptional and tax (III - IV)		<b>(143774783.31)</b>	<b>(110021216.93)</b>
VI	Exceptional Items		0.00	0.00
VII	Profit before tax (V-VI)		<b>(143774783.31)</b>	<b>(110021216.93)</b>
VIII	<b>Tax Expense:</b>			
a i)	Current Tax		0.00	0.00
ii)	Tax adjustment of earlier year		0.00	0.00
b	Deferred Tax		13138452.00	(25742396.76)
IX	<b>Profit / (Loss) for the period from continuing operations (VII-VIII)</b>		<b>(130636331.31)</b>	<b>(84278820.17)</b>
X	Profit/ (Loss) from discontinuing operations		0.00	0.00
XI	Tax Expense of discontinuing operations		0.00	0.00
XII	<b>Profit/ (Loss) from discontinuing operations (after tax) (XI-XI)</b>		<b>0.00</b>	<b>0.00</b>
XIII	Profit/ (Loss) for the period (IX + XII)		<b>(130636331.31)</b>	<b>(84278820.17)</b>
XIV	<b>Other Comprehensive Income:</b>			
a	(i) Items that will be reclassified subsequently to statement of profit and loss		0.00	0.00
	(ii) Income tax on items that will be reclassified subsequently to statement of profit and loss		0.00	0.00
b	(f) Items that will not be reclassified subsequently to statement of profit and loss		0.00	0.00
	Re-measurement gains/ (losses) on defined benefit plans		0.00	0.00
	(ii) Income tax on items that will not be reclassified subsequently to statement of profit and loss		0.00	0.00
	<b>Net comprehensive income not to be reclassified to statement of profit or loss in subsequent periods</b>		<b>0.00</b>	<b>0.00</b>
	<b>Other comprehensive income for the year, net of tax</b>		<b>0.00</b>	<b>0.00</b>
XV	<b>Total comprehensive income of the year, net of tax</b>		<b>0.00</b>	<b>0.00</b>
XVI	Earning per equity share:			
a	Basic		(5.23)	(3.37)
b	Diluted		(5.23)	(3.37)
	Significant Accounting Policies			
	Notes on Financial Statements	1 to 29		

As per our report of even date

**FOR S. SHARDA & ASSOCIATES**

CHARTERED ACCOUNTANTS

FRN NO.: 117361W

**KUMAR CHANDAK**

(PARTNER)

MEM. NO. 153605

PLACE: MORBI

DATE :01.05.2019



**FOR AND ON BEHALF OF THE BOARD**

*[Signature]*  
Director

*[Signature]*  
Director

# NEW VARDHMAN VITRIFIED PVT. LTD.

## CASH FLOW STATEMENT

FOR THE YEAR ENDED 31ST MARCH, 2019

	Particulars	For the year ended March 31, 2019	For the year ended March 31, 2018
<b>I.</b>	<b>Cash flow from operating activities</b>		
	Profit before tax during the year	(14,37,74,783)	(11,00,21,217)
	<b>Adjustments to reconcile profit before tax to net cash flows:</b>		
	Depreciation and amortisation	8,11,12,307	8,07,29,547
	Profit on sale of mutual fund	-	
	Unrealised foreign exchange (gain) / loss	-	
	Finance costs	2,67,30,391	4,25,14,365
	Finance income	-	
	Fair value gain on financial assets measured at fair value through profit and loss	-	-
		<b>10,78,42,698</b>	<b>12,32,43,911</b>
	<b>Operating profit before working capital changes</b>	<b>(3,59,32,085)</b>	<b>1,32,22,694</b>
	<b>Change in working capital:</b>		
	(Excluding cash & bank balances)		
	Decrease/(Increase) in trade receivables	31,44,28,331	(4,09,63,846)
	Decrease/(Increase) in other financial assets and non financial including Prepaid Employee Benefit Obligation	14,60,79,445	8,74,00,478
	Increase/(Decrease) in trade payables	(11,52,97,390)	(44,21,428)
	Increase/(Decrease) in other financial liabilities and other liabilities	(32,91,29,406)	3,32,08,593
	Increase/(Decrease) in provisions	-	
	Change in working capital	<b>1,60,80,980</b>	<b>7,52,23,797</b>
	<b>Cash generated from operations</b>	<b>(1,98,51,105)</b>	<b>8,84,46,492</b>
	<b>Less : Taxes paid (net of refunds)</b>	<b>1,31,38,452</b>	<b>(2,57,42,397)</b>
	<b>Net cash flow from operating activities</b>	<b>(67,12,653)</b>	<b>6,27,04,095</b>
<b>II.</b>	<b>Cash flow from investing activities:</b>		
	Proceeds from sale of property, plant and equipment	-	-
	Purchase of property, plant and equipment	(23,50,300)	(78,80,607)
	Investment in mutual fund	-	
	Fixed deposits with banks	-	
	Interest received	16,31,756	-
	<b>Net cash generated/(used) in investing activities:</b>	<b>(7,18,544)</b>	<b>(78,80,607)</b>
<b>III.</b>	<b>Net cash flow from financing activities:</b>		
	Proceeds from issue of equity shares		
	Proceeds from borrowings	23,94,944	(40,78,085)
	Repayments of long-term borrowings	(5,47,450)	(5,74,32,634)
	Finance cost paid	(2,83,62,147)	(4,25,14,365)
	<b>Net cash generated/(used) from financing activities:</b>	<b>(2,65,14,653)</b>	<b>(10,40,25,083)</b>
	<b>Net change in Cash &amp; cash equivalents (I+II+III)</b>	<b>(3,39,45,850)</b>	<b>(4,92,01,596)</b>
	Cash & cash equivalents as at the beginning of year	4,85,41,033	4,63,57,833
	Cash & cash equivalents as at end of the year	1,45,95,183	4,85,41,033
	<b>Net Change in Cash &amp; Cash Equivalents</b>	<b>(3,39,45,850)</b>	<b>21,83,200</b>

**FOR S. SHARDA & ASSOCIATES**

CHARTERED ACCOUNTANTS

FRN NO.: 117361W

**KUMAR CHANDAK**  
(PARTNER)

MEM. NO. 153605

PLACE : MORBI

DATE : 01.05.2019



**FOR AND ON BEHALF OF THE BOARD**

Director

Director

# NEW VARDHMAN VITRIFIED PVT. LTD.

## SIGNIFICANT ACCOUNTING POLICIES:

### CORPORATE INFORMATION

New Vardhman Vittrified Private Limited is the private limited company incorporated in India. The company is the manufacturer of ceramic product based in Morbi having registered office at 8-A, National Highway, Near Toll Plaza, Vaghasiya Tal. Wankaner, Morbi - 363621, Gujarat, India.

#### 1. BASIS OF PREPARATION OF FINANCIAL STATEMENTS:

These financial statements have been prepared in accordance with Ind AS as notified under the Companies (Indian Accounting Standards) Rules, 2016 read with section 133 of the Companies Act, 2013 and relevant presentation requirements of the Companies Act 2013. The financial statements have been prepared in accordance with the historical cost convention. The Company has stopped its manufacturing activities from October, 2018 and which is yet to resume. The company has been served with various legal notices from its creditors for the liabilities outstanding. The company has also received the final warning from its financing bank Punjab National Bank to clear the outstanding dues in Cashcredit account, which shows current due balance Rs. 14.94 cr. as on 22.04.2019. Thus we are of the opinion that the going concern assumption has been affected and so, we have issued a qualified audit report.

#### 2. USE OF ESTIMATES:

The key assumptions concerning the future and other key sources of estimating uncertainty at the reporting date, that have a significant risk of causing a material adjustment to the carrying amounts of assets and liabilities within the next financial year. The Company based its assumptions and estimates on parameters available when the financial statements were prepared. Existing circumstances and assumptions about future developments, however, may change due to market changes or circumstances arising that are beyond the control of the Company. Such changes are reflected in the assumptions when they occur.

#### 3. VALUE OF INVENTORIES:

Items of inventories are measured at lower of cost and net realisable value after providing for obsolescence, if any. Cost of inventories comprises of cost of purchase, cost of conversion and other costs including manufacturing overheads incurred in bringing them to their respective present location and condition. Cost of raw materials, process materials, stores and spares, packing materials, trading and other products are determined on average cost basis. By-products are valued at net realisable value.

#### 4. NET PROFIT AND LOSS FOR THE PERIOD, PRIOR PERIOD ITEM AND CHANGES IN ACCOUNTING POLICIES:

Corrections of fundamental errors of commission or omission in earlier year(s) are done by debiting/crediting prior period adjustments account. Impact of significant events after the date of balance sheet and approval thereof is given effect to either by moderation of the balance sheet and profit and loss account or by specific mention in the Directors' Report.

#### 5. DEPRECIATION:

Depreciation is provided on straight line basis on economic useful lives of the assets. The aggregate depreciation is provided as per the requirement of Part C of Schedule II to the Companies Act 2013 based on the useful life of the assets. The depreciation on Plant & Machinery is provided based on the useful life which is taken as 15 years. Assets costing upto Rs. 5000/- are fully depreciated in the year of purchase.

#### 6. REVENUE RECOGNITION:

Revenue from sale of goods is recognised when the significant risks and rewards of ownership have been transferred to the buyer, recovery of the consideration is probable, the associated cost can be estimated reliably, there is no continuing effective control or managerial involvement with the goods, and the amount of revenue can be measured reliably.

Revenue from sale of goods is measured at the fair value of the consideration received or receivable, taking into account contractually defined terms of payment and excluding taxes or duties collected on behalf of the government.

Revenue from operations includes sale of goods, services, GST and adjusted for discounts (net), and gain/loss on corresponding hedge contracts.





# NEW VARDHMAN VITRIFIED PVT. LTD.

## 7. PROPERTY, PLANT AND EQUIPMENT:

Property, plant and equipment and capital work in progress are stated at cost less accumulated depreciation and accumulated impairment losses, if any. Such cost includes expenditure that is directly attributable to the acquisition of the asset. The cost of self-constructed assets includes the cost of materials and direct services, any other costs directly attributable to bringing the assets to its working condition for their intended use and cost of replacing part of the plant and equipment and borrowing costs for long-term construction projects if the recognition criteria are met. On transition to Ind AS the group has elected to continue with carrying value of all its property, plant and equipment at carrying value as deemed cost of Property, plant and Equipment. An item of property, plant and equipment and any significant part initially recognised is de-recognised upon disposal or when no future economic benefits are expected from its use. Any gain or loss arising on de-recognition of the asset (calculated as the difference between the net disposal proceeds and the carrying amount of the asset) is included in the statement of profit and loss within other income.

## 8. DETAILS OF FOREIGN EXCHANGE EARNING AND OUTGO:

### Functional and presentational currency

The Company's financial statements are presented in Indian Rupees which is also the Company's functional currency.

### Transactions and balances

Transactions in foreign currencies are initially recorded by the Company at the functional currency spot rates at the date the transaction first qualifies for recognition. Foreign exchange difference regarded as adjustment to borrowing cost are presented in statement of profit and loss, within finance cost. All other foreign exchange gain or loss are presented in profit and loss on net basis within other gains/ loss.

Monetary assets and liabilities denominated in foreign currencies are translated at the functional currency spot rates of exchange at the reporting date. Differences arising on settlement or translation of monetary items are recognised in statement of profit and loss.

Non-monetary assets and liabilities denominated in foreign currencies that are measured at fair value are retranslated to the functional currency at the exchange rate at the date that the fair value was determined. Non-monetary items that are measured in terms of historical cost in a foreign currency are translated using the exchange rate at the date of the transaction.

Exchange differences on monetary items are recognised in profit or loss in the period in which they arise except for exchange differences on foreign currency borrowings relating to assets under construction for future productive use, which are included in the cost of those assets when they are regarded as an adjustment to interest costs on those foreign currency borrowings.

(In Rs.)

	Particulars	2018-19	2017-18
A	Earnings in Foreign Currency	0.00	3714699.28
B	Expenditure in Foreign Currency		
a	CIF Value of Imports		
i	Raw Materials, Components, Spare parts and capital goods	0.00	4736161.46
ii	Others	0.00	0.00

## 9. GOVERNMENT GRANTS:

Where the grant or subsidy relates to revenue, it is recognized as income on a systematic basis in the statement of profit and loss over the periods necessary to match them with the related costs, which they are intended to compensate, upon completion of all attached conditions. Where the grant relates to an asset, it is recognized as deferred income and released to income in equal amounts over the expected useful life of the related asset and presented within other income.

## 10. INVESTMENTS:

Equity Investments are carried at cost for unquoted shares and fair value for quoted shares, computed category wise. The management has elected to present the fair value gains and losses of equity investment in other comprehensive income, there is no further reclassification of fair value gains and loss to profit and loss. Dividend from such investment is recognised in profit and loss under other income when the right to receive payment is established. Property that is held for long term yields or for capital appreciation is classified as investment property. The investment property is initially recognised at cost including transaction cost and where applicable the borrowing cost. On transition to Ind AS the Company has elected to continue with carrying value of all its investment value as deemed cost of investment property.



# NEW VARDHMAN VITRIFIED PVT. LTD.

## 11. RETIREMENT AND OTHER EMPLOYEE BENEFITS:

The undiscounted amount of short term employee benefits expected to be paid in exchange for the services rendered by employees are recognised as an expense during the period when the employees render the services. Company's contribution paid/payable during the year to Provident Fund is accounted on accrual basis and charged to Profit and Loss account.

The gratuity is accounted for as and when paid on the retirement/resignation of the employee as per the Payment of Gratuity Act. So far company has not made any provision for Gratuity during the Year.

## 12. BORROWING COST:

Borrowing costs that are attributable to the acquisition or construction of qualifying assets are capitalised as part of the cost of such assets. A qualifying asset is one that necessarily takes substantial period of time to get ready for its intended use. All other borrowing costs are charged to Profit and Loss account.

## 13. SEGMENT REPORTING:

As per Ind AS 108 the company is operating only in one segment of business, i.e. tiles manufacturing having manufacturing activities at 8-A, National Highway, Near Toll Plaza, Vaghasiya Tal. Wankaner, Morbi - 363621, Gujarat, India.

## 14. RELATED PARTY DISCLOSURES:

As per Ind AS-24 "Related Party Disclosures" issued by the Companies (Accounting Standards) Rules, 2006 and the provisions of The Companies Act, 2013, the Company's related parties and transactions are disclosed below:

I. <i>Enterprise under the control of the company</i>		N. A.	
II. <i>Key Management Personnel</i>		Rajeshbhai J Likhya	
		Rajesh Sunderlal Shah	
		Rameshchandra Mithalal Derasariya	
		Nature of Trans.	Amt. of Trans. (In Rs.)
1	Rajeshbhai Likhya	Un secured Loan	1950000.00
III. <i>related parties</i>		Nature of Trans.	Amt. of Trans. (In Rs.)
a)	Nitco Limited	Un secured Loan	194186963.00
b)	<i>Relative of Key Management Personnel:</i>		
1	Abhishek Sureshbhai Mehta	Un secured Loan	2150000.00
2	Ashvinbhai Raghavjibhai Jivani		1300000.00
3	Dhirubhai Bhurabhai Boda		200000.00
4	Hardik Rajeshbhai Likhya		1250000.00
5	Hina Yogesh Gandhi		9648910.00
6	Jayesh Mavjibhai Chaniyra		2690000.00
7	Karan Pravinbhai Shah		1058620.00
8	Khushbuben Rameshbhai Derasariya		750000.00
9	Meenaben C.Gandhi		8735119.00
10	Nayna Pravinbhai Mehta		1450000.00
11	Payal Vishal Gandhi		2117140.00
12	Pravinchandra Sevantilal Sheth - HUF		1629000.00
13	Rajesh S.Shah		2117140.00
14	Rameshbhai Babulal Bhadja		1075000.00
15	Sadhna Sureshbhai Mehta		2700000.00
16	Utsav V Mehta		700000.00
C) <i>Company in which Director has interest</i>		Rajesh Sunderlal Shah	Gem Manufacturing India Private Limited
			Unique Cera Tileware Private Limited
		Rajeshbhai J Likhya	Multistone Granito Private Limited
			Patidar Power Pvt. Ltd.
			Vardhman Vitrified Pvt. Ltd.



# NEW VARDHMAN VITRIFIED PVT. LTD.

## 14. RELATED PARTY DISCLOSURES:

### Aggregate transactions with related parties for the year

Sr. No	Nature of Transactions	Holding Company	Subsidiary	Key Management Personnel	Relatives of Key Management Personnel	Total
<b>1</b>	<b>Sales:</b>					
a	Nitco Limited	523657507.83				523657507.83
<b>2</b>	<b>Purchase &amp; Expenses:</b>			NIL		
<b>3</b>	<b>Remuneration:</b>			NIL		
<b>4</b>	<b>Balance as at the year end</b>					
<b>a</b>	<b>Receivable:</b>					
i)	Nitco Limited	24863553.21				24863553.21
ii)	Vardhman Vitrified P Ltd.				1894462.00	1894462.00
<b>b</b>	<b>Payable:</b>					
i)	Vardhman Vitrified P Ltd.				100000.00	100000.00
ii)	Nilcity Plast Pvt. Ltd.				71400.00	71400.00

## 15. Earning per shares (EPS):

Earning per shares (EPS) computed in accordance with IND AS 33 "Earning per Shares"

Computation for Basic & Diluted Earning per Share	As at	As at
	As at 31.03.2019	As at 31.03.2018
Profit/(Loss) as per Profit & Loss Account	(13,06,36,331)	(8,42,78,820)
average number of Equity shares outstanding	25000000	25000000
Basic & Diluted EPS (Rupees) of face value Rs. 10 (In Rupees)	(5.23)	(3.37)

## 16. TAXES ON INCOME:

Provision for current tax is made after taking into consideration benefits admissible under the provisions of the Income-tax Act, 1961. Deferred tax resulting from "timing difference" between taxable and accounting income is accounted for using the tax rates and laws that are enacted or substantively enacted as on the balance sheet date. The tax expense for the period comprises current and deferred tax. Tax is recognised in Statement of Profit and Loss, except to the extent that it relates to items recognised in the comprehensive income or in equity. In which case, the tax is also recognised in other comprehensive income or equity.

### - Current tax

Current tax assets and liabilities are measured at the amount expected to be recovered from or paid to the taxation authorities, based on tax rates and laws that are enacted or substantively enacted at the Balance sheet date.

### - Deferred tax

Deferred tax is recognised on temporary differences between the carrying amounts of assets and liabilities in the financial statements and the corresponding tax bases used in the computation of taxable profit.

Deferred tax liabilities and assets are measured at the tax rates that are expected to apply in the period in which the liability is settled or the asset realised, based on tax rates (and tax laws) that have been enacted or substantively enacted by the end of the reporting period. The carrying amount of Deferred tax liabilities and assets are reviewed at the end of each reporting period.



# NEW VARDHMAN VITRIFIED PVT. LTD.

## 17. INTANGIBLE ASSETS:

Intangible Assets are stated at cost of acquisition net of recoverable taxes, trade discount and rebates less accumulated amortisation /depletion and impairment loss, if any. Such cost includes purchase price, borrowing costs, and any cost directly attributable to bringing the asset to its working condition for the intended use, net charges on foreign exchange contracts and adjustments arising from exchange rate variations attributable to the intangible assets.. Following initial recognition, intangible assets are carried at cost less accumulated amortization and accumulated impairment losses, if any. Intangible assets are amortised on a straight line basis over the estimated useful economic life.

## 18. PROVISIONS, CONTINGENT LIABILITIES AND CONTINGENT ASSETS:

Provisions are recognised when the Company has a present obligation (legal or constructive) as a result of a past event, it is probable that an outflow of resources embodying economic benefits will be required to settle the obligation and a reliable estimate can be made of the amount of the obligation.

If the effect of the time value of money is material, provisions are discounted using a current pre-tax rate that reflects, when appropriate, the risks specific to the liability. When discounting is used, the increase in the provision due to the passage of time is recognised as a finance cost.

Contingent Liabilities are recognised as disclosed in the notes.

Central Sales Tax Liability Rs. 8232514.00 for the year 2012-13

Outstanding Bank Guarantee Rs. 452.55 Lacs in Favour of GGL, Customs Duty and PGVC

Contingent Assets are neither recognized nor disclosed in the financial statements.

Current year Income Tax payable (Net of Advance Tax) Rs. 0.00

## 19. IMPAIRMENT OF TANGIBLE AND INTANGIBLE ASSETS:

In accordance with Ind AS 109, the Company uses 'Expected Credit Loss' (ECL) model, for evaluating impairment of financial assets other than those measured at fair value through profit and loss (FVTPL).


Expected credit losses are measured through a loss allowance at an amount equal to:

The 12-months expected credit losses (expected credit losses that result from those default events on the financial instrument that are possible within 12 months after the reporting date); or Full lifetime expected credit losses (expected credit losses that result from all possible default events over the life of the financial instrument)

For trade receivables Company applies 'simplified approach' which requires recognition of losses as and when incurred.

Impairment losses of continuing operations, including impairment on inventories, are recognized in the statement of profit and loss.

After impairment, depreciation is provided on the revised carrying amount of the asset over its remaining useful life.



# NEW VARDHMAN VITRIFIED PVT. LTD.

## 20. AUDITORS REMUNERATION (EXCLUDING GST):

Sr. No.	Particulars	2018-19	2017-18
1	For Audit Matters	150000.00	150000.00
2	For taxation matters	100000.00	100000.00
3	For company law matters	30000.00	30000.00
<b>TOTAL</b>		<b>280000.00</b>	<b>280000.00</b>

## 21. MANAGERIAL REMUNERATION:

Sr. No.	Particulars	2018-19	2017-18
<b>1</b>	<b>Amount paid to Director:</b>		
a)	Salaries and allowances	0.00	450000.00
b)	Value of other perquisites	NIL	NIL
<b>TOTAL</b>		<b>0.00</b>	<b>450000.00</b>

22. Previous year figures have been regrouped and rearranged wherever necessary to conform to 'current year's presentation.

As per our attached report of even date

**FOR S. SHARDA & ASSOCIATES**

CHARTERED ACCOUNTANTS

FRN : 117361W

**KUMAR CHANDAK**

(PARTNER)

MEM. NO. 153605

PLACE: MORBI

DATE :01.05.2019



Director

**FOR AND ON BEHALF OF THE BOARD**

*P. N. Desai & Rajesh K. Shah*


Director

# NEW VARDHMAN VITRIFIED PVT. LTD.

## Statement of Changes in equity for the year ended March 31, 2019

### A: EQUITY SHARE CAPITAL :

PARTICULARS	No of Shares	AMOUNT (In Rs.)
Balance as at March 31, 2018	25000000	250000000
Addition in Equity Share Capital during the year	0.00	0.00
Balance as at March 31, 2018	25000000	250000000
<b>B. OTHER EQUITY:</b>		
<b>PROFIT &amp; LOSS Account</b>	<b>AMOUNT (In Rs.)</b>	<b>AMOUNT (In Rs.)</b>
Balance as at April 01, 2017	67789361.03	
Add: Profit/(loss) for the year	(84278820.17)	
Add: Other comprehensive income/(loss)	0.00	
Balance as at March 31, 2018	(16489459.14)	
Add: Profit/(loss) for the year	(130636331.31)	
Add: Other comprehensive income/(loss)	0.00	
Balance as at March 31, 2019		(147125790.45)




# NEW VARDHMAN VITRIFIED PVT. LTD.

## NOTES ON FINANCIAL STATEMENTS FOR THE YEAR ENDED 31ST MARCH 2019

The previous year figures have been regrouped/ reclassified wherever necessary to confirm to the current year presentation

NOTE: 1: Property, Plant and Equipment


DESCRIPTION OF ASSETS	GROSS BLOCK				DEPRECIATION				NET BLOCK		
	Opening Balance as on 01 - 04 - 2018	Addition during the year	Deduction during the year	Adj. During the Year	Total	Opening Balance as on 01 - 04 - 2018	During the Year	Adj. During the Year	Depreciation up to 31-03-2019	Closing Balance as on 31-03-2019	Closing Balance as on 31-03-2018
Land	5691122.00	0.00	0.00	0.00	5691122.00	0.00	0.00	0.00	0.00	5691122.00	5691122.00
Factory Shed	122336998.82	0.00	0.00	0.00	122336998.82	21449347.31	3958475.00	0.00	25407822.31	96929176.51	100887651.51
Godown	4771642.00	0.00	0.00	0.00	4771642.00	625618.18	156298.00	0.00	781916.18	3989725.82	4146023.82
Domestic Machinery	324801745.66	2196773.00	0.00	0.00	326998518.66	126974854.08	22585446.50	0.00	149560300.58	177438218.08	197826891.58
Air Conditioner	2239056.00	0.00	0.00	0.00	2239056.00	1664135.15	181404.00	35323.85	1880863.00	358193.00	574920.85
Office Equipment	35501.00	0.00	0.00	0.00	35501.00	20829.00	6745.00	0.00	27574.00	7927.00	14672.00
C C TV Camera	1637132.00	0.00	0.00	0.00	1637132.00	716706.00	183477.00	0.00	900183.00	736949.00	920426.00
Imported machinery	772813685.18	0.00	0.00	0.00	772813685.18	297006496.38	51771899.50	0.00	348778395.88	424035289.30	475807188.80
Mobile Phone	316209.00	0.00	0.00	0.00	316209.00	201704.00	31998.00	0.00	233702.00	82507.00	114505.00
Finger Print Machine	70290.00	0.00	0.00	0.00	70290.00	47672.00	9664.00	0.00	57336.00	12954.00	22618.00
Furniture	3472998.00	148400.00	0.00	0.00	3621398.00	1485006.61	367673.00	0.00	1852679.61	1768718.39	1987991.39
Tractor & Loader	4228545.00	0.00	0.00	0.00	4228545.00	2419997.59	551390.00	0.00	2971387.59	1257157.41	1808547.41
Vehicle	7894172.00	0.00	0.00	0.00	7894172.00	4259033.59	1006008.00	0.00	5265041.59	2629130.41	3635138.41
Electrification	1325203.00	0.00	0.00	0.00	1325203.00	472668.83	133260.00	0.00	605918.83	719284.17	852544.17
Electric Weigh Scale	204250.00	0.00	0.00	0.00	204250.00	58486.67	19666.00	0.00	78152.67	126097.33	145763.33
Computer	1590609.00	5127.00	0.00	0.00	1595736.00	1464625.00	31899.00	38965.00	1535489.00	60247.00	125984.00
Software	208980.00	0.00	0.00	0.00	208980.00	166066.00	9225.00	33490.00	208781.00	199.00	42914.00
<b>TOTAL</b>	<b>1253638138.66</b>	<b>2350300.00</b>	<b>0.00</b>	<b>0.00</b>	<b>1255988438.66</b>	<b>459033236.39</b>	<b>81004528.00</b>	<b>107778.85</b>	<b>540145543.24</b>	<b>715842895.42</b>	<b>794604902.27</b>
<b>PREVIOUS YEAR</b>	<b>1245757531.66</b>	<b>7880607.00</b>	<b>0.00</b>	<b>0.00</b>	<b>1253638138.66</b>	<b>378303689.75</b>	<b>80662750.00</b>	<b>66796.64</b>	<b>459033236.39</b>	<b>794604902.27</b>	<b>867453841.91</b>



# NEW VARDHMAN VITRIFIED PVT. LTD.

NOTES ON FINANCIAL STATEMENTS FOR THE YEAR ENDED 31st MARCH 2019

PARTICULARS	As at 31.03.2019	As at 31.03.2018
	AMOUNT (In Rs.)	AMOUNT (In Rs.)
<b>NOTE: 2: LOANS</b>		
<b>Security Deposit</b>		
a) Secured, Considered Good :	0.00	0.00
b) Unsecured, Considered Good :		
PGVCL Deposit	434951.00	25000.00
MGO Caution Money Deposit	25805.58	25805.58
Aurfin Leasing Ltd.	508664.76	508664.76
c) Doubtful	0.00	0.00
<b>TOTAL</b>	<b>969421.34</b>	<b>559470.34</b>
<b>NOTE: 3: OTHER NON CURRENT ASSETS</b>		
<b>Long Term Trade Receivables</b>		
a) Secured, Considered Good :	0.00	0.00
b) Unsecured, Considered Good :	0.00	0.00
c) Doubtful	0.00	0.00
<b>SUB-TOTAL (I)</b>	<b>0.00</b>	<b>0.00</b>
Preliminary Expenses	0.00	0.00
LESS: Written - off during the year	0.00	0.00
<b>SUB-TOTAL (II)</b>	<b>0.00</b>	<b>0.00</b>
Pre Operative Expenses	0.00	0.00
<b>TOTAL (I+II+III)</b>	<b>0.00</b>	<b>0.00</b>
<b>NOTE: 4: INVENTORIES</b>		
Raw Materials	16883198.09	25046758.49
Fuel	107911.97	289538.02
Stores & Spares	11008678.00	14023000.00
Packing Material	3559854.48	5343186.07
Stock - In - Process	2374302.23	19280016.90
Damaged Finished Goods	1824987.60	297041.20
Finished Goods	27276745.28	144804166.60
<b>TOTAL</b>	<b>63035677.65</b>	<b>209083707.28</b>
<b>NOTE: 5: INVESTMENT</b>		
Investment in Govt securities -N.S.C.	15000.00	15000.00
<b>TOTAL</b>	<b>15000.00</b>	<b>15000.00</b>






# NEW VARDHMAN VITRIFIED PVT. LTD.

## NOTES ON FINANCIAL STATEMENTS FOR THE YEAR ENDED 31st MARCH 2019

PARTICULARS	As at 31.03.2019	As at 31.03.2018
	AMOUNT (In Rs.)	AMOUNT (In Rs.)
<b>NOTE: 6: TRADE RECEIVABLES</b>		
Trade receivables outstanding for a period exceeding six months from the date they are due for payment		
a) Secured, Considered Good :	0.00	0.00
b) Unsecured, Considered Good :	71139278.19	58736898.84
c) Unsecured, considered doubtful	0.00	0.00
<b>Less: Provision for doubtful debts</b>	<b>0.00</b>	<b>0.00</b>
<b>SUB TOTAL-I</b>	<b>71139278.19</b>	<b>58736898.84</b>
Trade receivables outstanding for a period less than six months from the date they are due for payment		
a) Secured, Considered Good :	0.00	0.00
b) Unsecured, Considered Good :	0.00	326830710.73
c) Unsecured, considered doubtful	0.00	0.00
<b>Less: Provision for doubtful debts</b>	<b>0.00</b>	<b>0.00</b>
<b>SUB TOTAL-II</b>	<b>0.00</b>	<b>326830710.73</b>
<b>TOTAL</b>	<b>71139278.19</b>	<b>385567609.57</b>

Trade Receivable stated above include debts due by:


PARTICULARS	As at 31.03.2019	As at 31.03.2018
	AMOUNT (In Rs.)	AMOUNT (In Rs.)
Public Ltd. Company in which director is a member		
1 Nitco Ltd.	24863553.21	331258757.75
<i>*Either severally or jointly</i>		



# NEW VARDHMAN VITRIFIED PVT. LTD.

NOTES ON FINANCIAL STATEMENTS FOR THE YEAR ENDED 31st MARCH 2019

PARTICULARS	As at 31.03.2019	As at 31.03.2018
	AMOUNT (In Rs.)	AMOUNT (In Rs.)
<b>NOTE: 7: CASH &amp; CASH EQUIVALENT</b>		
<b>Cash-in-Hand</b>		
Cash - On - Hand	101252.00	931070.00
<b>TOTAL</b>	<b>101252.00</b>	<b>931070.00</b>
<b>NOTE: 8: BANK BALANCES:</b>		
Punjab National Bank- Fixed Deposit	0.00	26630640.00
Punjab National Bank- Fixed Deposit against B.G. to Gujarat Gas	12008954.00	11992655.00
Punjab National Bank- Fixed Deposit against B.G. for EPCG	2419421.00	2242882.00
Punjab National Bank- Fixed Deposit against VAT Ghaziabad	30240.00	30240.00
Punjab National Bank- Fixed Deposit against B.G. for PGVCL	0.00	6139569.00
Punjab National Bank -Current Account 5727	0.00	56266.26
Punjab National Bank -Current Account 166	-3890.32	0.00
State Bank of India-Current Account	4391.71	4391.71
HDFC Bank Ltd. - (35680)-Current Account	0.00	318051.23
HDFC Bank Ltd. - (300685)-Current Account	0.00	193316.78
Punjab National Bank- Current Account 18240	34814.72	1951.28
<b>TOTAL</b>	<b>14493931.11</b>	<b>47609963.26</b>
<b>NOTE: 9: OTHERS</b>		
Advance to Suppliers, unsecured considered good	17656257.24	17682589.24
Other Advance , unsecured considered good	210800.00	555967.00
GST Receivable	18402.50	0.00
Receivable TDS / TCS	497589.00	336879.00
VAT Receivable	7394165.00	7394165.00
VAT Refund Receivable	20000000.00	20000000.00
<b>TOTAL</b>	<b>45777213.74</b>	<b>45969600.24</b>
<b>NOTE: 10: OTHER CURRENT ASSETS</b>		
Prepaid Insurance	184535.00	433515.00
<b>TOTAL</b>	<b>184535.00</b>	<b>433515.00</b>
<b>NOTE: 11: CURRENT TAX ASSETS (NET)</b>	0.00	0.00
<b>TOTAL</b>	<b>0.00</b>	<b>0.00</b>



# NEW VARDHMAN VITRIFIED PVT. LTD.

NOTES ON FINANCIAL STATEMENTS FOR THE YEAR ENDED 31st MARCH 2019

Statement of Changes in equity for the year ended March 31, 2019

NOTES: 12: EQUITY SHARE CAPITAL


PARTICULARS	As at 31.03.2019		As at 31.03.2018	
	No of Shares	AMOUNT (In Rs.)	No of Shares	AMOUNT (In Rs.)
<b>AUTHORISED:</b>				
Equity Shares of Rs. 10 each	25000000	250000000.00	25000000	250000000.00
Preferential Shares of Rs. 10 each	10000000	100000000.00	10000000	100000000.00
<b>ISSUED, SUBSCRIBED &amp; PAID UP</b>				
Equity Shares of Rs. 10 each	25000000	250000000.00	25000000	250000000.00
Preference Shares of Rs. 10 each	9387763	93877630.00	9387763	93877630.00
<b>RECONCILIATION OF OUTSTANDING SHARES</b>				
Equity Shares outstanding at the beginning of the reporting Year	25000000	250000000.00	25000000	250000000.00
Preference Shares outstanding at the beginning of the reporting Year	9387763	93877630.00	9387763	93877630.00
<b>Additions during the year:</b>				
Equity Shares	0	0.00	0	0.00
Preference Share	0	0.00	0	0.00
<b>Shares outstanding at the end of the reporting Year</b>	<b>34387763</b>	<b>343877630.00</b>	<b>34387763</b>	<b>343877630.00</b>
<b>Shares held by holding company or its subsidiaries or associates</b>				
<b>NITCO LIMITED</b>				
Equity Shares	12750000	127500000.00	12750000	127500000.00
Preference Shares	4787763	47877630.00	4787763	47877630.00
<b>SHAREHOLDERS HOLDING MORE THAN 5% OF SHARES</b>				
<b>Name of Share Holder</b>	<b>Number of shares</b>	<b>% of holding</b>	<b>Number of shares</b>	<b>% of holding</b>
<b>NITCO LIMITED</b>				
Equity Shares	12750000	51.00%	12750000	51.00%
Preference Shares	4787763	51.00%	4787763	51.00%
<b><i>Mina Chandresh Gandhi</i></b>				
Equity Shares	1340386	5.36%	1340386	5.36%
Preference Shares	536185	5.71%	536185	5.71%
<b><i>Jivraj Arjanbhai Likhya</i></b>				
Preference Shares	500000	5.33%	500000	5.33%
<b><i>Hina Yogesh Gandhi</i></b>				
Equity Shares	1846974	7.39%	1846974	7.39%



# NEW VARDHMAN VITRIFIED PVT. LTD.

NOTES ON FINANCIAL STATEMENTS FOR THE YEAR ENDED 31st MARCH 2019


PARTICULARS	As at 31.03.2019	As at 31.03.2018
	AMOUNT (In Rs.)	AMOUNT (In Rs.)
<b>NOTE: 13: OTHER EQUITY:</b>		
<b>General Reserve</b>		
At the beginning of the accounting period	0.00	0.00
Addition during the year	0.00	0.00
<b>At the end of the accounting period</b>	<b>0.00</b>	<b>0.00</b>
<b>Securities Premium Account</b>		
At the beginning of the accounting period	28635407.00	28635407.00
Addition during the year	0.00	0.00
<b>At the end of the accounting period</b>	<b>28635407.00</b>	<b>28635407.00</b>
<b>RETAINED EARNINGS:</b>		
At the beginning of the accounting period	(16489459.14)	67789361.03
Addition during the year (Balance in statement of Profit & Loss A/c)	(130636331.31)	(84278820.17)
<b>Allocations and Appropriations</b>		
Dividend	0.00	0.00
Tax on dividend	0.00	0.00
Bonus shares issued	0.00	0.00
Transfer to/ from reserves	0.00	0.00
<b>At the end of the accounting period</b>	<b>(147125790.45)</b>	<b>(16489459.14)</b>
<b>TOTAL</b>	<b>(118490383.45)</b>	<b>12145947.86</b>



# NEW VARDHMAN VITRIFIED PVT. LTD.

NOTES ON FINANCIAL STATEMENTS FOR THE YEAR ENDED 31st MARCH 2019


PARTICULARS	As at 31.03.2019	As at 31.03.2018
	AMOUNT (In Rs.)	AMOUNT (In Rs.)
<b>NOTES: 14: LONG TERM BORROWINGS</b>		
Term Loan - I Loader Loan - Kotak Mahindra Bank Ltd.(93150) repayable as per bank's extant guidelines, (against Hypothecation of Loader)	0.00	12608.00
Term Loan are guaranteed by the directors and/ or other In case of continuing default as on the balance sheet date in repayment of loans and interest with respect to above loan		
Period of default	0	0
Amount	0.00	0.00
Term Loan - II Tractor Loan - Kotak Mahindra Bank Ltd. (93165) repayable as per bank's extant guidelines, (against Hypothecation of Tractor)	0.00	68084.00
Term Loan are guaranteed by the directors and/ or other In case of continuing default as on the balance sheet date in repayment of loans and interest with respect to above loan		
Period of default	0	0
Amount	0.00	0.00
Term Loan - III Car Loan - Toyota Financial Servies India Ltd. repayable as per bank's extant guidelines, (against Hypothecation of Car)	0.00	466758.00
Term Loan are guaranteed by the directors and/ or other In case of continuing default as on the balance sheet date in repayment of loans and interest with respect to above loan		
Period of default	0	0
Amount	0.00	0.00
<b>UNSECURED LONG TERM BORROWINGS:</b>		
From Related Parties	235707892.00	235707892.00
From Others	16978750.00	16978750.00
<b>TOTAL</b>	<b>252686642.00</b>	<b>253234092.00</b>
<b>NOTES: 15: DEFERRED TAX LIABILITIES (NET)</b>		
Opening Deferred Tax Liability	13524442.00	39266838.76
LESS: Current year's deferred tax Liability (Assets)	13138452.00	-25742396.76
<b>Net Deferred Tax Liability</b>	<b>385990.00</b>	<b>13524442.00</b>



# NEW VARDHMAN VITRIFIED PVT. LTD.

NOTES ON FINANCIAL STATEMENTS FOR THE YEAR ENDED 31st MARCH 2019


PARTICULARS	As at 31.03.2019	As at 31.03.2018
	AMOUNT (In Rs.)	AMOUNT (In Rs.)
<b>NOTE: 16: SHORT TERM BORROWINGS:</b>		
<b>Secured:</b>		
<b>Cash Credit-</b> from Punjab National Bank, (0032) repayable on demand (against Hypothecation of all types of stock and book debts. Also secured against Equitable Mortgage of Factory Land and Building, Hypothecation of Plant and Machinery situated at Tal. Wankaner, Dist. Morbi.)	154897795.99	152502852.08
The Cash Credit is guaranteed by directors and/ or other		
In case of continuing default as on the balance sheet date in repayment of loans and interest with respect to above loan		
Period of default	0	0
Amount	0.00	0.00
<b>TOTAL</b>	<b>154897795.99</b>	<b>152502852.08</b>
<b>NOTE: 17: TRADE PAYABLE:</b>		
Payable for Raw Material	201503180.52	316800570.81
<b>TOTAL</b>	<b>201503180.52</b>	<b>316800570.81</b>
<b>NOTE: 18: OTHER FINANCIAL LIABILITIES:</b>		
Current maturities of long term debts - Term Loan	0.00	70984252.71
Sundry creditors for capital goods & expenses	67162097.06	129260385.33
<b>TOTAL</b>	<b>67162097.06</b>	<b>200244638.04</b>
<b>NOTE: 19: OTHER CURRENT LIABILITIES:</b>		
Unpaid IGST, CGST & SGST	752145.85	21831927.89
Unpaid GST Interest	2738791.48	0.00
Unpaid Salary	0.00	2321508.80
Unpaid Bonus	2262442.00	2289000.00
Unpaid Provident Fund	180.00	59836.00
Unpaid Professional Tax	124890.00	68110.00
Unpaid TDS	60169.00	438547.00
Advance from customers	3317634.00	161555944.00
<b>TOTAL</b>	<b>9256252.33</b>	<b>188564873.69</b>
<b>NOTE: 20: PROVISIONS:</b>		
Auditors Remuneration	280000.00	280000.00
Provision for Expenses	0.00	3599791.48
<b>TOTAL</b>	<b>280000.00</b>	<b>3879791.48</b>
<b>NOTE: 21: CURRENT YEAR TAX(Net):</b>		
Current year Income Tax payable (Net of Advance Tax)	0.00	0.00
<b>TOTAL</b>	<b>0.00</b>	<b>0.00</b>



# NEW VARDHMAN VITRIFIED PVT. LTD.

NOTES ON FINANCIAL STATEMENTS FOR THE YEAR ENDED 31st MARCH 2019


PARTICULARS	As at 31.03.2019	As at 31.03.2018
	AMOUNT (In Rs.)	AMOUNT (In Rs.)
<b>NOTE: 22: REVENUE FROM OPERATIONS</b>		
Vitrified Tiles Sales	295925850.88	760937179.53
Vitrified Tiles Indirect Export sales	0.00	8568811.38
Wall Tiles Sales	250910887.03	355364434.35
Wall Tiles Direct Export Sales	0.00	2704838.57
Wall Tiles Indirect Export sales	0.00	24747150.86
PGVT Tiles Sales	6931721.29	74614869.84
PGVT Tiles Indirect Export sales	0.00	4262787.00
PGVT Tiles Direct Export Sales	0.00	1009860.71
GVT Tiles Sales	0.00	191613.88
ADD: Excise Duty on sales	0.00	41654981.00
ADD: VAT/ CST/ GST on Sales	0.00	215980286.05
Packing Material Sales	746931.00	327606.25
Stores & Spares Sales	863733.00	1611366.00
Scrap Sales	1748888.00	0.00
Clay Sales	4767488.60	0.00
Color & Chemicals Sales	911335.50	0.00
Body Biscuit Sales	34034.00	0.00
ADD: GST on Sales	99869558.32	0.00
<b>GROSS TOTAL</b>	<b>662710427.62</b>	<b>1491975785.42</b>
LESS: Credit Note ( net of GST)	19475.60	3519528.25
LESS: Excise Duty on sales	0.00	41654981.00
LESS: VAT/ CST/ GST on Sales	99869558.32	215980286.05
<b>NET SALES</b>	<b>562821393.70</b>	<b>1230820990.12</b>
<b>NOTE: 23: OTHER INCOME</b>		
<b>Indirect Income</b>		
Duty Drawback Income	0.00	74295.00
Interest on Fixed Deposit	1631756.00	3687944.00
Creditors W/off	0.00	27411668.00
Miscellaneous Income	186239.09	3865841.41
<b>TOTAL</b>	<b>1817995.09</b>	<b>35039748.41</b>
<b>NOTE: 24: COST OF MATERIAL CONSUMED</b>		
<b>RAW MATERIALS:</b>		
Opening stock	25046758.49	26113794.48
ADD: Purchase during the year	138644201.03	416936536.41
LESS: Debit Note	234924.00	458190.00
LESS: Closing stock	16883198.09	25046758.49
<b>TOTAL</b>	<b>146572837.43</b>	<b>417545382.40</b>
<b>NOTE: 25: CHANGE IN INVENTORIES OF FINISHED GOODS AND WORK-IN-PROCESS</b>		
Opening stock of Finished Goods & Broken Goods	145101207.80	175100146.53
LESS: Closing Stock of Finished Goods & Broken Goods	29101732.88	145101207.80
ADD: Opening stock of stock-in-process	19280016.90	2374920.00
LESS: Closing stock of stock-in-process	2374302.23	19280016.90
<b>TOTAL</b>	<b>132905189.59</b>	<b>13093841.83</b>



# NEW VARDHMAN VITRIFIED PVT. LTD.

## NOTES ON FINANCIAL STATEMENTS FOR THE YEAR ENDED 31st MARCH 2019

PARTICULARS	As at 31.03.2019	As at 31.03.2018
	AMOUNT (In Rs.)	AMOUNT (In Rs.)
<b>NOTE: 26: EMPLOYEE BENEFIT EXPENSES:</b>		
Wages Expenses	9181736.00	30002005.12
Bonus Expenses	0.00	2289000.00
Provident Fund Expenses	242384.00	303865.00
Director Remuneration Expenses	0.00	450000.00
Salary Expenses	4137145.00	5085629.00
<b>TOTAL</b>	<b>13561265.00</b>	<b>38130499.12</b>
<b>NOTE: 27: FINANCE COST</b>		
Bank Charges	2713074.02	3977154.73
Interest on Vehicle Loan	26774.00	102659.00
Interest on Bank Cash Credit	19888673.00	20211869.00
Interest on Bank Term Loan	4101870.00	18222682.00
<b>TOTAL</b>	<b>26730391.02</b>	<b>42514364.73</b>
<b>NOTE: 28: DEPRECIATION AND AMORTIZATION EXPENSES</b>		
Depreciation	81112306.85	80729546.64
Preliminary expenses written off	0.00	0.00
<b>TOTAL</b>	<b>81112306.85</b>	<b>80729546.64</b>
<b>NOTE: 29: OTHER EXPENSES</b>		
<b>(A) MANUFACTURING EXPENSES</b>		
<b>Fuel:</b>		
Opening Stock	289538.02	2114396.88
<b>ADD: Purchase</b>	<b>134120558.36</b>	<b>350014801.79</b>
<b>LESS: Closing Stock</b>	<b>107911.97</b>	<b>289538.02</b>
<b>SUB TOTAL ( I )</b>	<b>134302184.41</b>	<b>351839660.65</b>
<b>Stores, Spares &amp; Consumbales</b>		
Opening Stock	14023000.00	19512259.13
<b>ADD: Purchase</b>	<b>22050432.00</b>	<b>89867292.59</b>
<b>LESS: Closing Stock</b>	<b>11008678.00</b>	<b>14023000.00</b>
<b>SUB TOTAL ( II )</b>	<b>25064754.00</b>	<b>95356551.72</b>
<b>Packing Materials:</b>		
Opening Stock	5343186.07	18106272.11
<b>ADD: Purchase</b>	<b>23242509.40</b>	<b>69780114.10</b>
<b>LESS: Closing Stock</b>	<b>3559854.48</b>	<b>5343186.07</b>
<b>SUB TOTAL ( III )</b>	<b>25025840.99</b>	<b>82543200.14</b>
Electric Power Expenses	55384842.29	144574076.40
Production Expenses	11799936.00	53867076.00
Insurance Expenses	712019.00	680208.00
Repairs & Maintanance Expenses	35721135.00	14533883.00
Testing Expenses	1000.00	30185.00
VAT/ CST Expenses	0.00	7523691.00
<b>SUB TOTAL ( IV )</b>	<b>103618932.29</b>	<b>221209119.40</b>
<b>TOTAL: A: ( I TO IV )</b>	<b>288011711.69</b>	<b>750948531.91</b>





# NEW VARDHMAN VITRIFIED PVT. LTD.

NOTES ON FINANCIAL STATEMENTS FOR THE YEAR ENDED 31st MARCH 2019


PARTICULARS	As at 31.03.2019	As at 31.03.2018
	AMOUNT (In Rs.)	AMOUNT (In Rs.)
<b>(B) ADMINISTRATIVE, SELLING AND DISTRIBUTION EXPENSES:</b>		
Advertisement Expenses	60000.00	50000.00
Computer Repairing Expense	38689.00	109430.00
Courier & Postage Expenses	21860.00	57234.00
Electric Expenses	91796.00	0.00
Export Expenses	0.00	254888.19
Interest on late payment of statutory dues	102114.00	5707722.48
Interest on late payment of Income Tax and TDS	106846.00	166548.00
Other Late Payment Interest	5984695.32	5614873.83
Legal & Professional Fees	3360993.00	6590389.00
Security Expenses	2828586.00	2482050.00
Office Expenses	933144.20	2911563.03
Outward Freight	2500.00	96652.00
Printing & Stationery Expenses	134435.00	355448.00
Prior Period Expenses	0.00	620626.00
Sales Commission	60316.00	60267.00
Swachh Bharat Cess & Krishi Kalyan Cess Expenses	0.00	154943.30
Staff Welfare Expense	3690624.00	6455967.00
Telephone & Internet Expense	217403.00	531636.00
Travelling Expenses	183480.00	197939.00
VAT/ Service Tax/Excise Penalty Expenses	526733.00	84410.00
Vehicle Expenses	896256.00	137202.00
<b>Payment to the auditors</b>		
For Audit Matters	150000.00	150000.00
For taxation matters	100000.00	100000.00
For company law matters	30000.00	30000.00
<b>TOTAL: B</b>	<b>19520470.52</b>	<b>32919788.83</b>
<b>TOTAL OTHER EXPENSES (A+B)</b>	<b>307532182.21</b>	<b>783868320.74</b>



# NEW VARDHMAN VITRIFIED PVT. LTD.

## 29.1: ADDITIONAL INFORMATION


PARTICULARS	As at 31.03.2019		As at 31.03.2018	
	AMOUNT (In Rs.)		AMOUNT (In Rs.)	
<b>Value of imports calculated on C.I.F. basis by the company during the financial year in respect of:</b>				
Raw materials	0.00		0.00	
Components and spare parts	0.00		4736161.46	
Capital goods	0.00		0.00	
<b>Total</b>	<b>0.00</b>		<b>4736161.46</b>	
<b>Expenditure in foreign currency during the financial year on account of:</b>				
Royalty	0.00		0.00	
Knowhow	0.00		0.00	
Professional and consultation fees	0.00		0.00	
Interest	0.00		0.00	
Foreign travelling	0.00		0.00	
Fees and taxes	0.00		0.00	
<b>Total</b>	<b>0.00</b>		<b>0.00</b>	
<b>BREAK UP OF CONSUMPTION</b>				
	As at 31.03.2019		As at 31.03.2018	
	% of Consumption	Value (In Rs.)	% of Consumption	Value (In Rs.)
<b>Raw materials</b>				
Indigenous	100.00	146572837.43	100.00	417545382.40
Imported	0.00	0.00	0.00	0.00
<b>Total</b>	<b>100.00</b>	<b>146572837.43</b>	<b>100.00</b>	<b>417545382.40</b>
<b>Spare parts and components</b>				
Indigenous	100.00	25064754.00	95.03	90620390.26
Imported	0.00	0.00	4.97	4736161.46
<b>Total</b>	<b>100.00</b>	<b>25064754.00</b>	<b>100.00</b>	<b>95356551.72</b>
<b>The amount remitted during the year in foreign currencies on account of dividends</b>				
	AMOUNT (In Rs.)		AMOUNT (In Rs.)	
Earning in foreign exchange	0.00		0.00	
Export of goods on FOB value:	0.00		3714699.28	
Royalty, knowhow, professional and consultation fees	0.00		0.00	
Interest and dividends:	0.00		0.00	
Other income (specify nature):	0.00		0.00	
<b>Total</b>	<b>0.00</b>		<b>3714699.28</b>	



# NEW VARDHMAN VITRIFIED PVT. LTD.

## GROUPING FORMING PART OF THE NOTES


PARTICULARS	CURRENT YEAR	CURRENT YEAR
	AMOUNT (in Rs.)	AMOUNT (in Rs.)
<b>Unsecured Loan:</b>		
<b>From Director:</b>		
Rajeshbhai Likhiya	1950000.00	1950000.00
<b>From Shareholders and Relatives:</b>		
Abhishek Sureshbhai Mehta	2150000.00	
Ashvinbhai Raghavjibhai Jivani	1300000.00	
Dhirubhai Bhurabhai Boda	200000.00	
Hardik Rajeshbhai Likhiya	1250000.00	
Hina Yogesh Gandhi	9648910.00	
Jayesh Mavjibhai Chaniyra	2690000.00	
Karan Pravinbhai Shah	1058620.00	
Khushbuben Rameshbhai Derasariya	750000.00	
Meenaben C.Gandhi	8735119.00	
Nayna Pravinbhai Mehta	1450000.00	
Nitco Limited	194186963.00	
Payal Vishal Gandhi	2117140.00	
Pravinchandra Sevantilal Sheth - HUF	1629000.00	
Rajesh S.Shah	2117140.00	
Rameshbhai Babulal Bhadja	1075000.00	
Sadhna Sureshbhai Mehta	2700000.00	
Utsav V Mehta	700000.00	233757892.00
<b>From Others</b>		
Derasariya Impex	2122500.00	
KPM Realty Pvt.Ltd.	13055250.00	
Sharddha Enterprise	1500000.00	
Vardhman Residency	301000.00	16978750.00



# NEW VARDHMAN VITRIFIED PVT. LTD.

## GROUPING FORMING PART OF THE NOTES

PARTICULARS	CURRENT YEAR	CURRENT YEAR
	AMOUNT (in Rs.)	AMOUNT (in Rs.)
<b>TRADE PAYABLE:</b>		
<b>Sundry Creditors For Raw Materials:</b>		
Creditor for Packing Materials	28599686.47	
Creditor for Raw Materials	115309589.44	
Creditor for Stores & Spares	46756100.50	
Creditor for Unglazed Biscuits	10837804.11	201503180.52
<b>Sundry Creditors Capital Goods &amp; Expenses :</b>		
Creditor for Capital Goods	25004324.52	
Foreign Creditors	16994001.98	
Creditor for Salary	664018.00	
Creditor for CHA & Transport	858448.83	
Creditor for Expenses	23641303.73	67162097.06
<b>ADVANCE FROM CUSTOMERS:</b>		
Nitco Ltd.	735445.00	
From ther Customers	2582189.00	3317634.00
<b>TRADE RECEIVABLE:</b>		
NITCO Ltd.	24863553.21	
From Others	46275724.98	71139278.19



# NEW VARDHMAN VITRIFIED PVT. LTD.

## GROUPING FORMING PART OF THE NOTES

PARTICULARS	CURRENT YEAR	CURRENT YEAR
	AMOUNT (in Rs.)	AMOUNT (in Rs.)
<b>ADVANCE TO SUPPLIERS:</b>		
Foreign Advance for Stores & Spares	544644.24	
Domestic Advance for Stores & Spares	10080.00	
Advance to Transporter	29356.00	
Advance for Raw Materials	17072177.00	<b>17656257.24</b>
<b>OTHER ADVANCE</b>		
Sagar Enterprise	200000.00	
karma Management Consultant P Ltd.	10800.00	<b>210800.00</b>

