

Overview and Models

HPE Line Interactive Single Phase Uninterruptible Power Systems (UPS)

Looking for cost-effective power protection for your small office environments?

HPE Line Interactive Single Phase Uninterruptible Power System (UPS) solutions range from tower-based systems designed to safeguard tower servers and small office equipment, to rack-based systems that can protect a full rack of servers. Standard features include intuitive front panel displays for local management, and HPE Enhance Battery Management (EBM) that help to extend the service-life of your batteries. HPE Power Protection, a power management software application that ships with each model, combined with a UPS Network Module, optional on some models, enables you to remotely monitor and manage your UPS through HPE Systems Insight Manager or via a standard web browser.

When you need it, use outstanding HPE support services for your whole data center environment. With HPE Care Pack Services, have the security of knowing that your HPE UPS will be covered at the same service level and coverage period as your HPE server. HPE UPSs are backed by a 3-year limited warranty, with the first year including parts and labor. Also, standard on all HPE UPS units is our exclusive 30-day Battery Pre-Failure Warranty, which ensures that when customers receive notification from HPE Power Manager Software that the battery may fail, the battery is replaced free of charge under the warranty. This warranty is offered worldwide.

Tower UPS Models

HPE T750 G4 UPS Models

HPE T750 G4 NA/JP Uninterruptible Power System	J2P85A
HPE T750 G4 INTL Uninterruptible Power System	J2P88A

HPE T1000 G4 UPS Models

HPE T1000 G4 NA/JP Uninterruptible Power System	J2P86A
HPE T1000 G4 INTL Uninterruptible Power System	J2P89A

HPE T1500 G4 UPS Models

HPE T1500 G4 NA/JP Uninterruptible Power System	J2P87A
HPE T1500 G4 INTL Uninterruptible Power System	J2P90A

Rack/Tower UPS Models

HPE R/T2200 G4 UPS Models

HPE R/T2200 G4 NA/JP Uninterruptible Power System	J2R00A
---	--------

HPE R/T3000 G4 UPS Models

HPE R/T3000 G4 Low Voltage NA/JP Uninterruptible Power System	J2R01A
HPE R/T3000 G4 High Voltage NA/JP Uninterruptible Power System	J2R02A
HPE R/T3000 G4 High Voltage INTL Uninterruptible Power System	J2R04A

Rack UPS Models

R1500 G4 Models

HPE R1500 G4 NA Uninterruptible Power System	J2Q99A
HPE R1500 G4 JP/TWN Uninterruptible Power System	J2R05A
HPE R1500 G4 INTL Uninterruptible Power System	J2R03A

R5000 UPS Models

HPE R5000 3U L630 High Voltage NA/JP Uninterruptible Power System	AF460A
HPE R5000 3U IEC309-32A High Voltage INTL Uninterruptible Power System	AF461A

Overview and Models

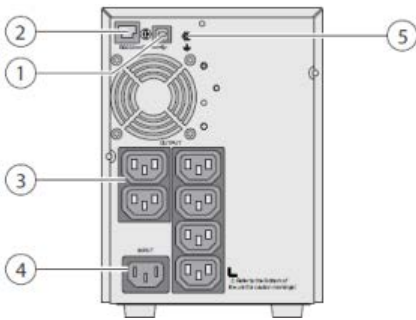
R7000 UPS Models

HPE R7000 4U 50A High Voltage NA/JP Uninterruptible Power System
HPE R7000 4U IEC-32A High Voltage INTL Uninterruptible Power System

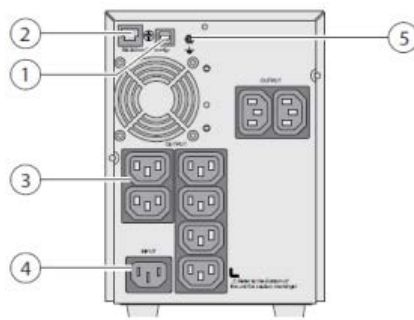
AF462A
AF463A

Tower UPS Features

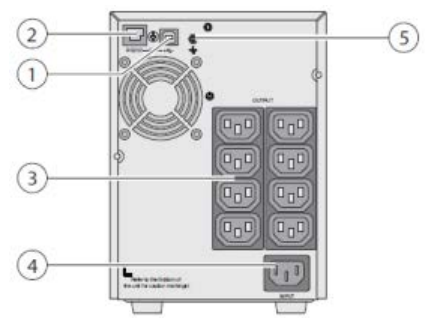
Tower UPS Rear Panel



HPE T750 G4 UPS INTL



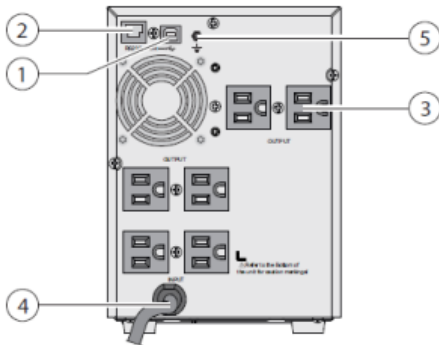
HPE T1000 G4 UPS INTL



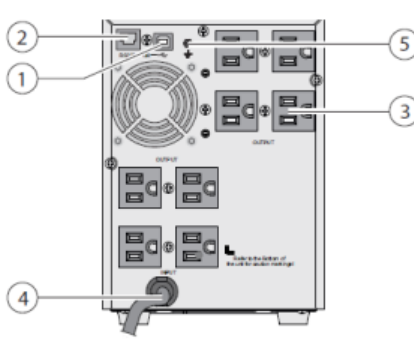
HPE T1500 G4 UPS INTL

- 1. USB Communication Port
- 2. RS-232 Communication Port
- 3. Outlets for Connection of Critical Equipment

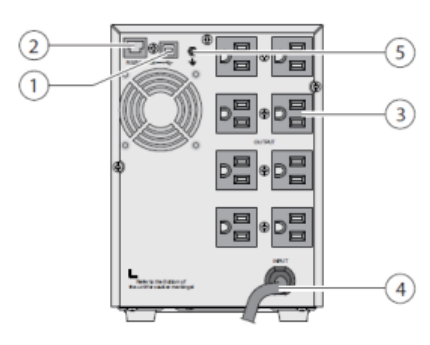
- 4. Socket for Connection to AC Power Source
- 5. Ground Screw



HPE T750 G4 UPS NA/JPN



HPE T1000 G4 UPS NA/JPN



HPE T1500 G4 UPS NA/JPN

- 1. USB Communication Port
- 2. RS-232 Communication Port
- 3. Outlets for Connection of Critical Equipment

- 4. Attached 6-ft. Input Power Cord for AC Power Source
- 5. Ground Screw

Tower UPS Models Provide Power Protection and Management Optimized for Smaller IT Environments

Key Features

- Manageability through USB and Serial ports
- Ease of configuration via enhanced front panel display.
- Intelligent manageability with bundled Power Manager Software.

NOTE: Certain restrictions and exclusions apply. Consult the HPE Computer Support Center for details.

Tower UPS Specifications

Towers G4 UPS Specifications

Battery Type	12 V, sealed, maintenance-free, rechargeable, valve regulated lead-acid batteries with a 3-5 year service life at 25C (77F).	
Electrical Input	Voltage Range	± 20% for nominal voltages of 100, 110, 120, 220, 230, and 240VAC. NOTE: Nominal voltages to coincide with standard power ranges.
	Frequency	50/60 Hz
	Online Efficiency	>94%
	REPO	N/A
	Online Regulation	-10% to +6% of nominal voltage
Electrical Output	On battery Regulation	±5%, -10% of nominal voltage
	Voltage Wave Form	Sine wave
	Connections	See Model Selection Matrix
	Output protection	Firmware overload sensing and control
Battery	Extended Batteries	N/A
	Backup Time	See Backup Times Chart
	Recharge Time	<4 hours to charge 90% usable capacity. <24 hours for complete recharge
Communications	Serial Ports	RS232 (via RJ45 connector to DB9) and USB ports (ships with communication cables)
	Option Slot	N/A
	Option Cards	N/A
	LCD Interface	LCD Display and Button Interface
	Software	HPE Power Protector management software available via download
Environmental and Safety	Operating Temperature	32° to 104° F (0° to 40° C) (with battery)
	Non-operating Temperature	-15° to 55° F (-26° to 13° C) (without battery)
	Operating Humidity	5% to 90% (non-condensing)
	Storage Humidity	5% to 90% (non-condensing)
	Operating Altitude	Up to 1500 m above sea level
	Audible Noise	<40dB in normal operation. <45dB while on inverter
	Safety Markings	NA/JPN: UL/cUL, ICES B,NOM,VCCI, Int'l: CE,TUV GS,C-tick,EAC,KC
	Safety Certifications	UL1778, UL60950-1; CSA22.2 No.107.3-05,; EN609501-, EN62040-1 IEC62040-1-1, IEC 60950-1
	REPO Port	N/A

HPE T750 G4 UPS Specifications

See model matrix for other specifications.

T750 G4, NA/JP J2P85A	Load Segments	1
	Unit Dimensions (WxDxH)	5.9 x 13.4 x 8.3 inch (150 x 340 x 210 mm)
	Shipping Dimensions(LxWxH)	18.7x 9.4 x 12.1 inch (476 x 238 x 308 mm)

Tower UPS Specifications

T750 G4, INTL J2P88A	Unit Weight	23.6 lbs (10.7kg)
	Shipping Weight	26.4 lbs (12 kg)

HPE T1000 G4 UPS Specifications

T1000 G4, NA/JP J2P86A	Load Segments	1
T1000 G4, INTL J2P89A	Unit Dimensions (WxDxH)	5.9 x 13.4x 8.3 inch (150 x 340x 210 mm)
	Shipping Dimensions(LxWxH)	18.7 x 9.4 x 12.1 inch (476 x 238 x 308 mm)
	Unit Weight	25.1 lbs (11.4kg)
	Shipping Weight	28.7 lbs (13 kg)

HPE T1500 G4 UPS Specifications


T1500 G4, NA/JP J2P87A	Load Segments	1
T1500 G4, INTL J2P90A	Unit Dimensions (WxDxH)	5.9 x 16.1 x 8.3inch (150 x 410 x 210 mm)
	Shipping Dimensions(LxWxH)	19.6 x 9.4 x 12.1 inch (498 x238 x 308 mm)
	Unit Weight	34.4 lbs (15.6 kg)
	Shipping Weight	37.3 lbs (16.9 kg)

NOTE: Locate which Operating Systems are supported at: <http://www.hp.com/products/powermanager>.

HPE R/T2200 and R/T3000 Tower Uninterruptible Power System (UPS)



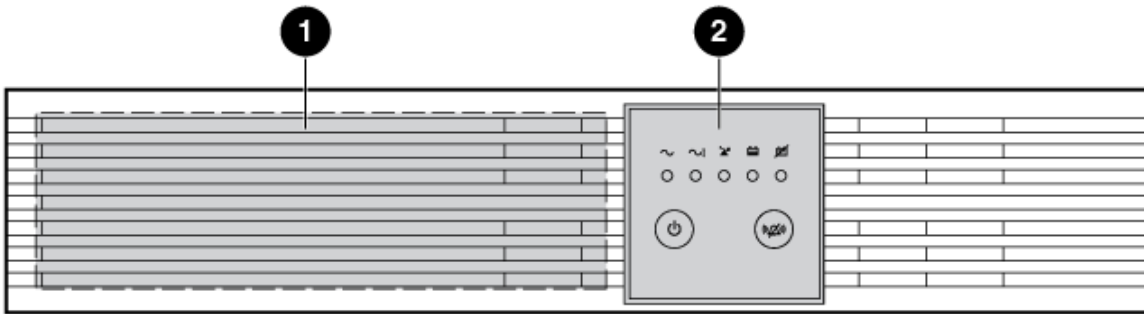
R/T3000 in Rack UPS configuration



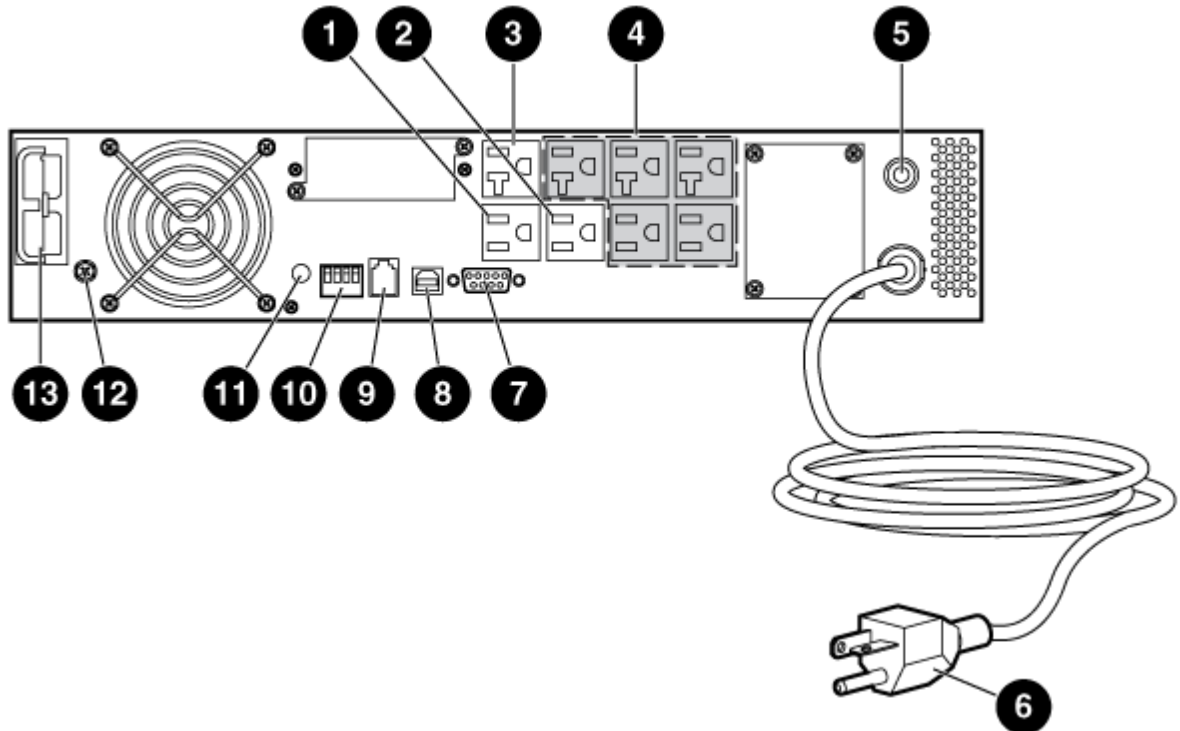
R/T3000 with Tower UPS floor stands

HPE R/T2200 Uninterruptible Power System (UPS)

HPE Rack/Tower UPS specifications



1 Battery compartment
Front panel
 2 Control buttons and LED display

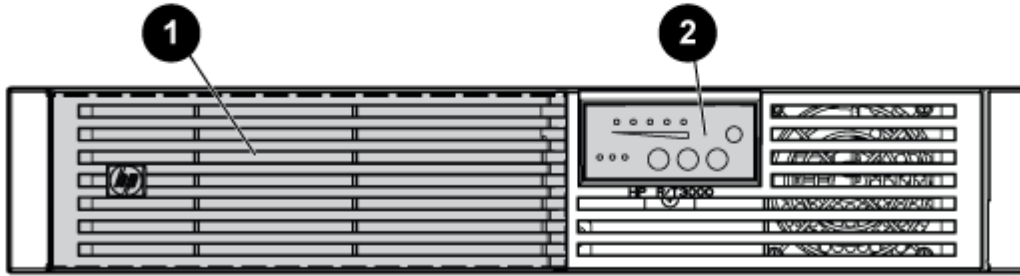


NA/JPN/TWN rear panel

- | | |
|---|--|
| <ul style="list-style-type: none"> 1 Load segment 1 (one NEMA 5-15 output receptacle for surge and battery backup protection) 2 Load segment 2 (one NEMA 5-15 output receptacle for surge and battery backup protection) 3 Load segment 3 (one NEMA 5-15 output receptacle for surge and battery backup protection) 4 Load segment 4 (one NEMA 5-15 output receptacle for surge and battery backup protection) 5 Input circuit breaker 6 Input power cord with NEMA 5-20 plug 7 Serial communications port | <ul style="list-style-type: none"> 8 USB communications port 9 REPO port 10 Voltage configuration and charge rate DIP switches 11 Power sensitivity adjustment dial 12 Ground bonding screw 13 ERM connector |
|---|--|

HPE R/T3000 Uninterruptible Power System (UPS)

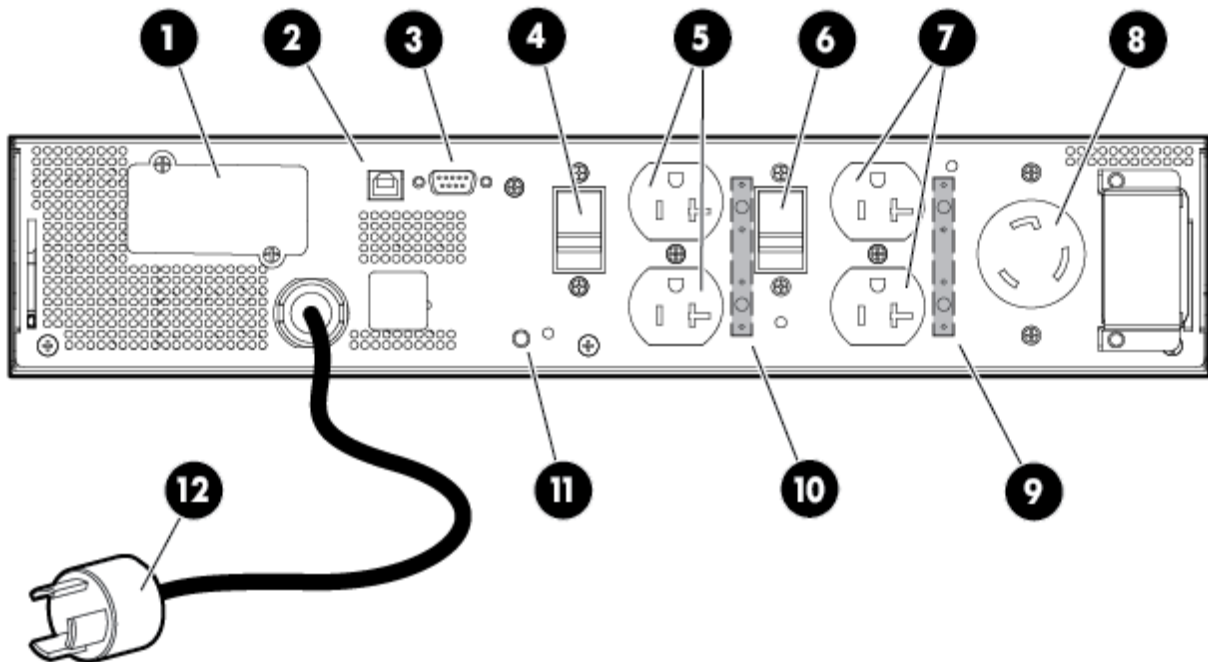
HPE Rack/Tower UPS specifications



Front Panel

1 Battery compartment

2 Control buttons and LED display



NA/JPN rear panel

- 1 UPS option card
- 2 USB communications port
- 3 Serial communications port
- 4 Load segment circuit breaker
- 5 Load segment 1 (two NEMA 5-20R T-slot receptacles)
- 6 Load segment circuit breaker

- 7 Load segment 2 (two NEMA 5-20R T-slot receptacles)
- 8 PDU output (NEMA L5-30R) receptacle (load segment 1)
- 9 Cord retention clip attachment location
- 10 Cord retention clip attachment location
- 11 Ground bonding screw
- 12 Power cord with L5-30 plug

HPE R/T2200 and R/T3000 Tower Uninterruptible Power System (UPS)

Flexible Rack/Tower Models Deliver Cost-Effective Power Protection

Key features

- Convertible design can be used as a 2U rack mountable UPS or as a standalone tower UPS
- Power density up to 3000VA / 2700 Watts (200-240V models)
- Easy configuration through enhanced front panel display
- More efficient voltage regulation using digital signal processing technology
- Enhanced system flexibility with two independently controlled load segments

HPE Rack/Tower UPS specifications

- Support for Remote Emergency Power Off (REPO) circuitry
- Easy serviceability through modular design

Specifications

R/T2200 G4 UPS (NA/JPN only)

Battery Type	12 V, 34W, sealed, maintenance-free, rechargeable, valve regulated lead-acid batteries with a 3-5 year service life at 25C (77F).	
Electrical Input	Voltage Range	See Model Matrix for nominal and user selectable voltage settings; Battery string voltage 48Vdc
	Frequency	50/60 Hz
	Online Efficiency	94%
	REPO	Remote Emergency Power-Off disables AC power to load
Electrical Output	Online Regulation	-10% to +6% of nominal voltage
	On battery Regulation	±5% of nominal voltage
	Voltage Wave Form	Sine wave
Battery	Connections	See Model Selection Matrix; divided into 2 Load Segments
	Type	Maintenance-free, sealed, valve-regulated lead acid (VRLA)
	Extended Batteries	Up to four ERMs can be supported; recommendation is up to 2
	Backup Time	See Backup Times Chart
Communications	Recharge Time	<3 hours to 90% usable capacity; <48 hours for complete recharge
	Serial Ports	Standard DB-9 and USB ports (ships with communication cables)
	Option Slot	One (For Optional Communication Card)
	Option Cards	HPE UPS Network Module (not included in kit but orderable option)
Environmental and Safety	LCD Interface	LCD Display and Button Interface
	Software	HPE Power Protector software available via download
	Operating Temperature	0°C to 40°C (32°F to 104°F); Long term use at higher temperature will reduce battery life 25°C (77°F)
	Non-operating Temperature	-15°C to 50°C (-5°F to 122°F)
	Operating Humidity	20% to 90% (non-condensing)
	Storage Humidity	10% to 90%
	Operating Altitude	Up to 6,562 ft (2000 m) above sea level
	Audible Noise	<40dB in normal operation. <45dB on battery operation
	Safety Markings	NA/JPN: UL, cUL, VCCI
	Safety Certifications	UL1778, UL60950-1; CSA22.2 No.107.3-05,; EN60950-1, EN62040-1IEC62040-1-1, IEC 60950-1,
REPO Port	Meets NEC code 645-10 and 645-11 and UL requirements	
Unit Dimensions (LxWxH)	20.55x 17.36 x 3.39 inches / 522x 441 x 86.2 mm	
Shipping Dimensions(LxWxH)	36.26 x 23.23 x 11.02 inches / 921 x 590 x 280 mm	
Unit Weight	65.28 lbs/29.61 kg	
Shipping Weight	83.62 lbs UPS and 83.62 lbs ERM / 37.93 kg & 37.93 kg	

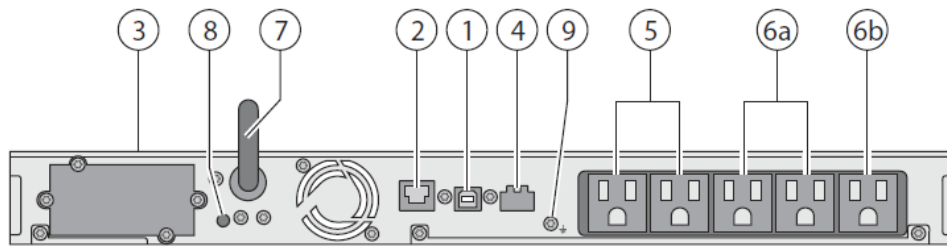
R/T3000 G4 UPS

HPE Rack/Tower UPS specifications

Battery Type	12 V, 34W, sealed, maintenance-free, rechargeable, valve regulated lead-acid batteries with a 3-5 year service life at 25C (77F).	
Electrical Input	Voltage Range	See Model Matrix for nominal and user selectable voltage settings; Battery string voltage 72Vdc
	Frequency	50/60 Hz
	Online Efficiency	94%
	REPO	Remote Emergency Power-Off disables AC power to load
	Online Regulation	-10% to +6% of nominal voltage
Electrical Output	On battery Regulation	±5% of nominal voltage
	Voltage Wave Form	Sine wave
	Connections	See Model Selection Matrix; divided into 2 Load Segments
	Output Protection	Re-settable circuit protectors
Battery	Type	Maintenance-free, sealed, valve-regulated lead acid (VRLA)
	Extended Batteries	Up to four ERMs can be supported; recommendation up to 2
	Backup Time	See Backup Times Chart
	Recharge Time	<3 hours to 90% usable capacity; <48 hours for complete recharge
	Serial Ports	Standard DB-9 and USB ports (ships with communication cables)
Communications	Option Slot	One (For optional communication card)
	Option Cards	HPE UPS Network Module (not included in kit but orderable option)
	LCD Interface	LCD Display and Button Interface
	Software	HPE Power Protector software available
Environmental and Safety	Operating Temperature	0°C to 40°C (32°F to 104°F); Long term use at higher temperature will reduce battery life at 25°C (77°F)
	Non-operating Temperature	-15°C to 50°C (-5°F to 122°F)
	Operating Humidity	20% to 90% (non-condensing)
	Storage Humidity	10% to 90%
	Operating Altitude	Up to 6,562 ft (2000 m) above sea level
	Audible Noise	<4dB in normal operation. <50dB on battery operation
	Safety Markings	NA/JPN LV /HV: UL, cUL, VCCI Int'l: GS, CE, C-tick, TUV, EAC
	Safety Certifications	UL1778, UL60950-1; CSA22.2 No.107.3-05.; EN60950-, EN62040-1 IEC62040-1-1, IEC 60950-1
	REPO Port	Meets NEC code 645-10 and 645-11 and UL requirements
	Unit Dimensions (LxWxH)	25.47 x 17.4 x 3.4 inches / 647 x 441x 86.2 mm
Shipping Dimensions(LxWxH)	36.26 x 23.23 x 11.02 inches / 921 x 590 x 280 mm	
Unit Weight	87.17 lbs/39.54 kg	
Shipping Weight	107.48 lbs UPS and 120.59 lbs ERM / 48.75 kg & 54.7kg	

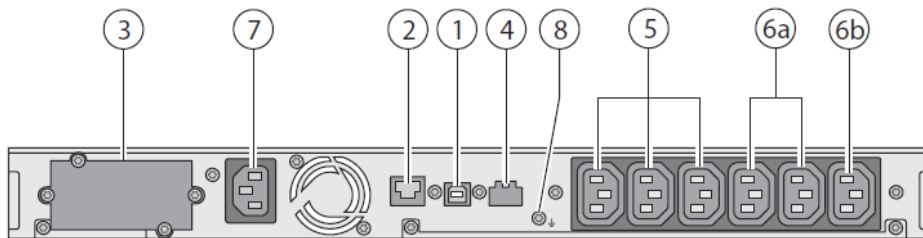
HPE R1500 G4 NA and JP/TWN UPS

HPE Rack/Tower UPS specifications



- | | |
|---|--|
| 1. IUSB Communication Port | 6a. Group 1: programmable outlets for equipment connection |
| 2. ES-232 Communication Port | 6b. Group 2: programmable outlets for equipment connection |
| 3. Slot for optional communication card | 7. Attached 6ft input power cord Nema 5-15P for AC power source, |
| 4. Connector for ROO(Remote On/Off) or RPO (Remote Power Off) Control | 8. LED indicating site wiring fault alarm |
| 5. Outlets for connection of critical equipment (Primary group) | 9. Ground screw |

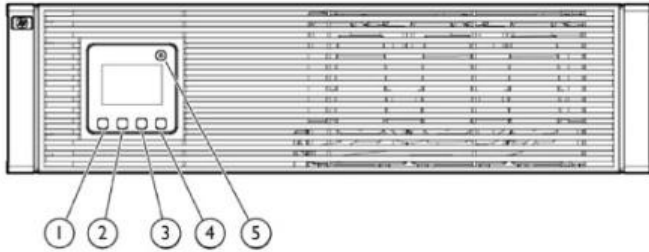
HPE R1500 G4 International UPS



- | | |
|--|---|
| 1. USB communication port | 6a. Group 1: programmable outlets for equipment connection |
| 2. RS-232 communication port | 6b. Group 2: programmable outlets for equipment connection |
| 3. Slot for optional communication card | 7. Input power connection (IEC -320-C14) for powering unit to AC power source |
| 4. Connector for ROO (Remote On/Off) or RPO (Remote Power Off) control | 8. Ground screw |
| 5. Outlets for connection of equipment (Primary group) | |

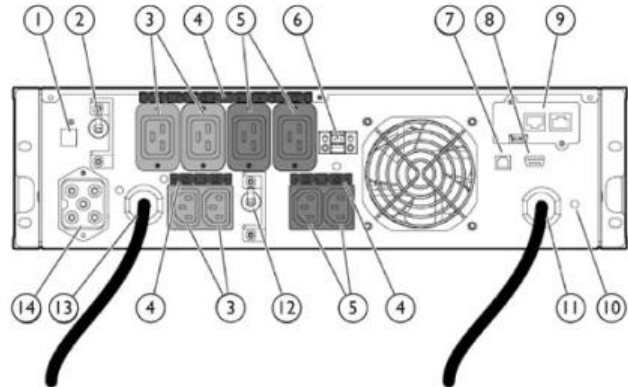
R5000 UPS

HPE Rack/Tower UPS specifications



Front View

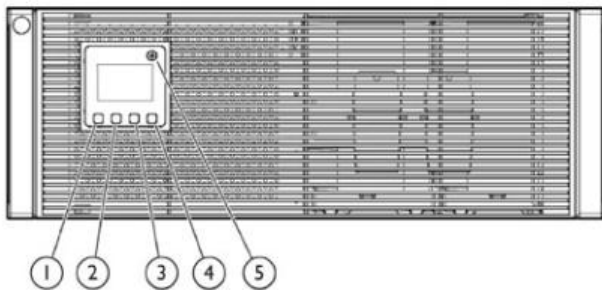
1. Escape Button
2. Scroll up button
3. Scroll down button
4. Enter/Select button
5. Power button



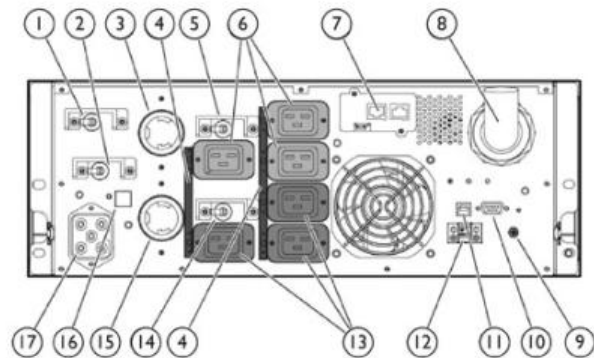
Rear View

1. ERM connector for the small plug on the split ERM cable
2. Load segment 1 circuit breaker (controls the C19 and C13 receptacles, but does not control the large output)
3. Load segment 1 (two IEC-320-C19 receptacles, two IEC-320-C13 receptacles)
4. Cord retention clip attachment locations
5. Load segment 2 (two IEC-320-C19 receptacles and two IEC-320-C13 receptacles)
6. REPO port
7. USB communications port
8. Serial communications port
9. HPE UPS Network Module (included)
10. Ground bonding screw
11. Input power line cord with NEMA L6-30 plug
12. Load segment 2 circuit breaker
13. Large output NEMA L6-30R receptacle or IEC-309-32A receptacle associated with load segment 1
14. ERM Connector for large plug

R7000 UPS



Front View



Rear View

HPE Rack/Tower UPS specifications

- | | |
|---|--|
| <ol style="list-style-type: none"> 1. Escape Button 2. Scroll up button 3. Scroll down button 4. Enter/Select button 5. Power button | <ol style="list-style-type: none"> 1. Load segment 1 circuit breaker (controls L6-30R receptacle Item 3) 2. Load segment 2 circuit breaker (controls L6-30R receptacle Item 15) 3. Large output NEMA L6-30R receptacle or IEC-60309 32A receptacle on short cords associated with load 4. Cord retention clip attachment locations 5. Load segment 1 circuit breaker (controls the C19 receptacles, but does not control the large output 6. 3 x IEC C19 receptacles on load segment 1 7. HPE UPS Network Module 8. Input power line cord with NEMA CS8265C plug or IEC-309- 32A plug 9. Ground bonding screw 10. Serial communications port 11. USB communications port 12. REPO port 13. 3 x IEC C19 receptacles on load segment 2 14. Load segment 2 circuit breaker (controls the C19 receptacles, but does not control the large output receptacle) |
|---|--|

Ultra-Dense Rack UPS Models Scale from Small to Enterprise IT Environments

Key Features

- Front panel LCD display
- Enhanced system flexibility with two independently controlled load segments

Specifications

HPE R1500 G4 UPS

Electrical Input	Voltage Range	± 15% of nominal 100 and 120V models and ± 20% of nominal on 230V models. See Model Matrix for nominal and user selectable voltage settings via LCD Front Display Panel
Electrical Output	Frequency	50/60 Hz ± 5Hz (auto sensing at default voltage)
Battery	Online Efficiency	92%
Communications	Online Regulation	-10% to +6% of nominal voltage*
Environmental and Safety	On battery Regulation	-10% / + 6% of nominal voltage
	Voltage Wave Form	Sine wave
	Connections	See Model Matrix; divided into 3 Load Segments
	Output Protection	Firmware overload sensing and control,
	Type	Maintenance-free, sealed, valve-regulated lead acid (VRLA)
	Backup Time	See Backup Times Chart
	Recharge Time	<3 hours to 90% usable capacity; <24 hours for complete recharge
	Voltage	36V Battery String
	Ports	Standard DB-9 port (Kit ships with cable for communication) USB port (Kit ships with cable for communication)
	Option Slot	One (for Optional Communication Card)
	Option Cards	HPE UPS Network Module (Not included in Kit but orderable Option)
	LED Indicators	LED display integrated into the front panel
	Software	HPE Power Protector management software available via download
	Operating Temperature	32° to 104° F (0° to 40° C) (with battery)

HPE Rack/Tower UPS specifications

Storage Temperature	-15° to 55° F (-26° to 13° C) (without battery)
Humidity (Operation)	0% to 90%
Humidity (Non-operating)	0% to 90%
Operating Altitude	up to 2000 meters
Audible Noise	<40db (at 1m from surface of unit) <45dBA while on inverter
Safety Markings	UL/cUL CE, TUV, C-tick, CES, EAC, VCCI, GS, KC, EK, BSMI
Safety Certifications	UL1778; UL60950, CSA22.2 No.107.1, No.107.3; CB Bulletin IEC62040-1; IEC 60950-1; EN60950-1; EN 62040-1; EN 61000-3-2+A1 +A2; EN 61000-3-3
EMC Markings	FCC-BCISPR 22; VCCI B; CE, BSMI, C-TICK
Emissions	FCC CFR 47, Part 15 Class A, EN50091-2
Immunity	EN 55024; EN 50091-2 consisting of IEC 61000-4-2 thru IEC 61000-4-6 ; IEC 61000-4-11
Surge Suppression	Conforms to IEEE 587B and ANSI C62.41
Unit Dimensions (LxWxH)	21.8x 17.2x 1.69 in (554 x 438 x 43 mm)
Shipping Dimensions	30.71x 22.8 x6.1 in (780 x 580 x 155 mm)
Unit Weight	39.06 lb (19.72 kg)
Shipping Weight	54.45 lb (24.7 kg)

* The R1500 G4 UPS regulates the output voltage at -10% / +6% of the selected nominal voltage. The regulation is accomplished by bucking or boosting the input voltage. The voltage regulation operation is governed by the unit's input voltage spec of +/-20%. The unit will regulate at -10% / +6% while within the limits set by the input spec. The unit will go to battery operation upon exceeding the limits set by the input spec. The buck and boost voltage regulation operation, or AVR (Automatic Voltage Regulation), is accomplished by adjusting output transformer tap selections via electromechanical relays. The transformer tap selection is controlled via digital transition voltage set point values programmed in the unit's firmware. These programmed values are without tolerance.

The unit will monitor the input voltage and accept a range of +/-3% of the selected nominal voltage as the target voltage to regulate at -10% / +6%. For example, a unit configured to 120V nominal voltage will regulate at -10% / +6% for any voltage measured between 116.4V and 123.6V. The digital transition voltage set point values will adjust accordingly to regulate to -10% / +6% of the measured input voltage.

Transition set point voltages are subject to a hardware tolerances of +/-3% of the set point value.

R5000 3U UPS

BTU Break Down	BTU On Line	478 BT/hr
	BTU On Battery	1041 BTU/hr
	Battery Type	12V 27W
Electrical Input	Voltage Range	160-253V at 200/208V nominal; 176-253V at 220, 230, and 240V nominal
	Frequency	50/60 Hz
	Online Efficiency	94%
	REPO	Remote Emergency Power-Off disables AC power to load
	Online Regulation	-10% to +6% of nominal voltage
Electrical Output	On battery Regulation	±5% of nominal voltage
	Voltage Wave Form	Sine wave
	Connections	See Model Matrix; divided into 2 Load Segments
Battery	Output Protection	Re-settable circuit protectors
	Type	Maintenance-free, sealed, valve-regulated lead acid (VRLA)
	Extended Batteries	Up to four ERMs supported
	Backup Time	See Backup Times Chart

HPE Rack/Tower UPS specifications

	Recharge Time	<3 hours to 80% usable capacity; <48 hours for complete recharge
	Battery String Voltage	216V
	Battery Type	12V 27W
	Battery Quantity	18
Communications	LED Indicators	LED and switch membrane integrated into the front panel with four-button control (three buttons for UPS power control and one button under the front bezel for configuration).
	Operating Temperature	50° to 104° F (10° to 40° C)
Environmental and Safety	Storage Temperature	32° to 77° F (0° to 25° C)
	Transit Temperature	-13° to 131° F (-25° to 55° C)
Unit Dimensions (HxWxD)		5 5 in (12.7 cm) x 17.2 in (43.7 cm) x 29.3 in (74.4 cm)
Shipping Dimensions		14.4 in (36.58 cm) x 23.6 in (60 cm) x 38.78 in (98.5 cm)
Unit Weight		126 lbs (57kg)
Shipping Weight		192 lbs (87 kg)

R7000 4U UPS

BTU Break Down	BTU On Line	581 BT/hr
	BTU On Battery	1501 BTU/hr
	Battery Type	12V 45W
Electrical Input	Voltage Range	160-253V at 200/208V nominal
	Frequency	50/60 Hz
	Online Efficiency	95%
	REPO	Remote Emergency Power-Off disables AC power to load
	Online Regulation	-10% to +6% of nominal voltage
Electrical Output	On battery Regulation	±5% of nominal voltage
	Voltage Wave Form	Sine wave
	Connections	See Model Matrix; divided into 2 Load Segments
	Output Protection	Re-settable circuit protectors
	Type	Maintenance-free, sealed, valve-regulated lead acid (VRLA)
Battery	Extended Batteries	Up to four ERMs supported
	Backup Time	See Backup Times Chart
	Recharge Time	<3 hours to 80% usable capacity; <48 hours for complete recharge
	Battery String Voltage	216V
	Battery Type	12V 45W
	Battery Quantity	18
Maximum wattage based on voltage input		200-240V: 7200VA/7200W
Communications	Serial Ports	Standard DB-9 and USB ports (ships with communication cables)
	Option Cards	HPE UPS Network Module
	LED Indicators	LED and switch membrane integrated into the front panel with four-button control (three buttons for UPS power control and one button under the front bezel for configuration).
Environmental and Safety	Operating Temperature	50° to 104° F (10° to 40° C)
	Storage Temperature	32° to 77° F (0° to 25° C)

HPE Rack/Tower UPS specifications

Transit Temperature	-13° to 131° F (-25° to 55° C)
Operating Humidity	20% to 80% (non-condensing)
Storage Humidity	5% to 95%
Operating Altitude	Up to 6,562 ft (2000 m) above sea level
Transit Altitude	49,212 ft (15,000 m) above sea level
Audible Noise	<46db in normal operation(at 1m from surface of unit)
Safety Markings	NA/JPN: UL, cUL Int'l: GS, CE, GOST
Safety Certifications	UL1778, UL60950-1; CSA22.2 No.107.3, No.60-1950; EN50091-1-1; EN60950-1 IEC62040-1-1
EMC Markings	NA/JPN: FCC, VCCI, ICES, CISPR Int'l: BSMI, C-Tick, CISPR
Emissions	FCC CFR 47, Part 15 Class A, EN50091-2
Immunity	IEC 801-2, IEC 801-3, IEC 801-4, IEC 801-5
REPO Port	Meets NEC code 645—11 intent and UL requirements
Unit Dimensions (HxWxD)	6.75 in (17.1 cm) x 17.2 in (43.7 cm) x 28.9 in (73.4 cm)
Shipping Dimensions (H x L x W)	16.10 in (40.9cm) x 23.6 in. (59.9cm) x 38.8 (98.6cm)
Unit Weight	165 lbs/75 kg
Shipping Weight	210 lbs/100 kg

Related Options

UPS Network Module The HPE UPS Network Module enables you to monitor and manage power environments through comprehensive control of HPE UPSs. The HPE UPS Management Module can support either a single UPS configuration or provide additional power protection with support for dual redundant UPS configuration for no-single-point-of-failure. The additional serial ports will provide greater power management control and flexible monitoring.

The management module can be configured to send alert traps to HPE Systems Insight Manager and other SNMP management programs or used as a standalone management system. This flexibility enables you to monitor and manage UPSs through the network. To facilitate day-to-day maintenance tasks, the embedded management software provides detailed system logs.

The HPE UPS Network Module provides remote management of a UPS by connecting the UPS directly to the network. Configuration & Management of the UPS from anywhere and at anytime via a standard web browser.

NOTE: For more information on the UPS Network Module please see: <http://www.hp.com/go/hpunm>

Extended Runtime Module (ERM) Extended Runtime Modules increase the available runtime for the larger rack mounted UPS units to allow customers to ensure all of their applications can be gracefully shutdown in the event of a power failure.

- R/T2200 G4 & R/T3000 G4 Extended Runtime Module – 2U
- R5000 & R7000 Extended Runtime Module – 3U

2U R/T UPS ERM Shipping Kit HPE 2U Rack/Tower UPS Shipping Kit L4Q11A
NOTE: The optional 2U shipping kit consists of heavy duty rails, front and back CTO brackets and required mounting hardware for attaching the UPS or ERM to the rack. This kit is an option that is required if the UPS and or ERM are going to be mounted into a rack that will be shipped via transport. One of these kits is required per unit, whether UPS or ERM.

Extended Runtime Modules (ERM) HPE R/T2200 G4 Extended Runtime Module J2R09A
 HPE R/T3000 G4 Extended Runtime Module J2R10A
 HPE R/T3000 2U Extended Runtime Module AF455A
NOTE: AF455A can only be used with the G2 models.
 HPE R5KVA and R7KVA 3U Extended Runtime Module AF464A
NOTE: #0D1 will appear after the part number on the sales order if HPE factory integration is indicated.

UPS Management HPE UPS Network Module Mini-slot Kit AF465A

Warranty and Care Pack

Warranty

When you need it, use outstanding HPE support services for your whole data center environment. With HPE Care Pack Services, have the security of knowing that your HPE UPS will be covered at the same service level and coverage period as your HPE server. HPE UPSs are backed by a 3-year limited warranty, with the first year including parts and labor. Also, standard on all HPE UPS units is our exclusive 30-day Battery Pre-Failure Warranty, which ensures that when customers receive notification from HPE Power Manager Software that the battery may fail, the battery is replaced free of charge under the warranty. This warranty is offered worldwide.

NOTE: \$250,000 Computer/Load Protection Guarantee is also provided (applicable in North America only).

The HPE UPS is covered by a three year warranty, with the first year including parts and labor. Also, standard on all HPE UPS units, is our exclusive Battery Pre-Failure Warning, which extends the advantage of a HPE three-year, limited warranty by applying it to the battery before it actually fails. This warranty is offered worldwide. Specifically, the Battery Pre-Failure Warning ensures that when customers receive notification from HPE Power Management Software that the battery may fail, the battery is replaced free of charge under the warranty.

NOTE: \$250,000 Computer/Load Protection Guarantee is also provided in North America, in addition to the HPE three year, limited warranty.

Warranty Upgrade Options:

- Response - Upgrade on-site response from next business day to same day 4-hours
 - Coverage - Extend hours of coverage from 5 days x 9 hours to 7 days x 24 hours
 - Duration - Select duration of coverage for a minimum period of 1 year or multiple years
-

Service and Support

HPE Technology Services

HPE Technology Services offers you consultants and support experts to solve your most complex infrastructure problems. We help keep your business running, boost availability and avoid downtime.

Protect your business beyond warranty with HPE Care Pack Services

When you buy HPE Options, it's also a good time to think about what level of service you may need. HPE Care Pack services provide total care and support expertise with committed response choices designed to meet your IT and business need.

Insight Remote Support

Delivers secure remote monitoring and support for Hewlett Packard Enterprise servers and storage, 24x7 at no additional cost. Available as part of HPE Warranty, Care Pack and Service Contract offers.

Parts and materials

Hewlett Packard Enterprise will provide HPE-supported replacement parts and materials necessary to maintain the covered hardware product in operating condition, including parts and materials for available and recommended engineering improvements. Supplies and consumable parts will not be provided as part of this service; standard warranty terms and conditions apply. Parts and components that have exceeded their maximum supported lifetime and/or the maximum usage limitations as set forth in the manufacturer's operating manual or the technical product data sheet will not be provided, repaired or replaced as part of this service.

Coverage

For ProLiant servers and storage systems, this service covers HPE-branded hardware options qualified for the server, purchased at the same time or afterward, internal to the enclosure, as well as external monitors up to 22" and tower UPS products; these items will be covered at the same service level and for the same coverage period as the server unless the maximum supported lifetime and/or the maximum usage limitation has been exceeded. Coverage of the UPS battery is not included; standard warranty terms and conditions apply.

The defective media retention service feature option applies only to Disk or eligible SSD/Flash Drives replaced by HPE due to malfunction. It does not apply to any exchange of Disk or SSD/Flash Drives that have not failed. SSD/Flash Drives that are specified by HPE as consumable parts and/or that have exceeded maximum supported lifetime and/or the maximum usage limit as set forth in the

Warranty and Care Pack

manufacturer's operating manual or the technical data sheet are not eligible for the defective media retention service feature option.

For more information To learn more on services for HPE ESSN Options, please contact your Hewlett Packard Enterprise sales representative or Hewlett Packard Enterprise Authorized Channel Partner. Or visit: <http://www.hp.com/services/proliant> or <http://www.hp.com/services/bladesystem>

Recommended HPE Care Pack Services for optimal satisfaction with your HPE product

Recommended Services **3-Year HPE 24x7 4 hour Response, Hardware Support Onsite Service**

Provides you with rapid remote support and if required a Hewlett Packard Enterprise Authorized representative who will arrive on site any time and day of the year to begin hardware maintenance service within 4 hours of the service request being logged.

HPE ProLiant Server Hardware Installation

Provides for the basic hardware installation of Hewlett Packard Enterprise branded servers, storage devices and networking options to assist you in bringing your new hardware into operation in a timely and professional manner

3-Year HPE 6 hour Hardware Support Onsite Call-to-Repair Service

Provides an IT manager with a team of support specialists who will quickly begin troubleshooting the system to help return the hardware to operating condition within 6 hours of the initial service request to the HPE Global Solution Center

HPE Proactive Select Service

Provides a flexible way to purchase HPE best-in-class consultancy and technical services. You can buy Proactive Select Service Credits when you purchase your hardware and then use the credits over the next 12 months.

HPE Care Pack Services	HPE Install Universal Power Supply 3KVA to Below 6KVA Service	U4693E
	HPE Install Universal Power Supply Less Than 3KVA Service	U4690E

HPE Model Matrix

HPE T750 G4 UPS Model				
Part Number	Operating Voltage Settings	Power Out (VA/Watts)	Input Connection	Output Connection
J2P85A (North America/Japan)	110V to 120V 100V- Japan 100V- Japan	750VA/525W 750VA/500W 750VA/500W	Attached NEMA 5-15 Plug type power cord, 16AWG	6 – NEMA 5-15 receptacles
J2P88A International model	220V/230V/240V	750VA/525W	C14 Inlet (For detachable country specific power cord	6 – IEC C13 receptacles

HPE T1000 G4 UPS Model				
Part Number	Operating Voltage Settings	Power Out (VA/Watts)	Input Connection	Output Connection
J2P86A NA/JP	100V (Japan) to 110V 120V	1000VA/680W 1000VA/700W	Attached Nema 5-15 Plug type power cord, 16AWG	8 – Nema 5-15 receptacles
J2P89A INTL	220V/230V/240V	1000VA/700W	C14 Inlet (For detachable country specific power cord	8 – IEC C13 receptacles

HPE T1500 G4 UPS Model				
Part Number	Operating Voltage Settings	Power Out (VA/Watts)	Input Connection	Output Connection
J2P87A NA/JP	100V Japan 110V 120V	1200VA/980W 1325VA/994W 1440VA/1080W	Attached Nema 5-15 Plug type power cord, 14AWG	8 – Nema 5-15 receptacles
J2P90A INTL	220V/230V/240V	1500VA/1050W	C14 Inlet (For detachable country specific power cord	8 – IEC C13 receptacles

HPE R1500 G4 UPS Models				
Part Number	Operating Voltage Settings	Power Out (VA/Watts)	Input Connection	Output Connection
Low-Voltage Models				
J2Q99A NA	120V to 125V 100V	1440/1100 1200/900	NEMA 5-15P	5- Nema 5-15R receptacles
J2R05A JP/TWN	100V 120V to 125V	1200/900 1440/1100	NEMA 5-15P Nema 5-15P With Taiwan approval	5- Nema 5-15R 5-Nema 5-15R
High Voltage Model				
J2R03A INTL	220V/230V/240V 200V to 208V	1550/1100 1395/990	C14 inlet (for detachable country specific power cord	6- IEC 320-C13 receptacles
NOTE: Voltage is user selectable via LCD Front Display Panel				

HPE R/T2200 G4 UPS				
Part Number	Operating Voltage Settings	Power Out (VA/Watts)	Input Connection	Output Connection
J2R00A NA/JP	120V to 125V 100V	1920/1920 1500/1400	Nema 5-20P 20A 3m cord	8 –Nema 5-20 Receptacles

HPE R/T3000 G4 UPS Models				
Part Number	Operating Voltage Settings	Power Out (VA/Watts)	Input Connection	Output Connection

HPE Model Matrix

J2R01A LV NA/JP	120V ¹ to 125V	2880/2700	L5-30P, 2.4m cord	LS1-LS4 ² : 6x NEMA 5-20 outlets, LS5 ³ : 1X NEMA L5-30 receptacle
	100V	1500/1400		
J2R02A HV NA/JP	208V ¹ to 240V	3000/2700	L6-20P, 2.4m cord	LS1-LS3 ² :8xIEC C13 LS5 ³ : 1x IEC C-19 (16A outlet)
	200V	2490/2241		
J2R04A HV INTL	208V to 240V (230V ¹)	3000/ 2700	Detachable IEC C-20 inlet plug for attaching country specific power cord	LS1-LS3 ² : 8x IEC C13 LS5 ³ : 1x IEC C-19 (16A outlet)
	200V	2490/2241		

¹ Factory default setting.

² LS1 thru LS4 = Load Segment 1 thru 4 (or less depending on unit)

³ LS5 = Load Segment 5

HPE R5000 and R7000 UPS Models

Part Number	Operating Voltage Settings	Power Out (VA/Watts)	Input Connection	Output Connection
AF462A	200/208*	7200VA/7200W	Hubble CS8265C, 3m cord	LS1: 15A CB - 3 x C19 + 1 x L6-30R LS2: 15A CB - 3 x C19 + 1 x L6-30R
AF460A	200/208*, 220, 230, 240	5000/4500	L6-30P, 3m cord	LS1: 15A CB - 2 x C19 + 2 x C13 LS2: 15A CB - 2 x C19 + 2 x C13 Plus one pigtailed receptacle (LS1) 1 x L6-30R

HPE R/T2200 G4 UPS

Part Number	Operating Voltage Settings	Power Out (VA/Watts)	Input Connection	Output Connection
J2R00A NA/JP	120V to 125V	1920/1920	Nema 5-20P 20A 3m cord	8 -Nema 5-20 Receptacles
	100V	1500/1400		

HPE R/T3000 G4 UPS Models

Part Number	Operating Voltage Settings	Power Out (VA/Watts)	Input Connection	Output Connection
J2R01A LV NA/JP	120V ¹ to 125V	2880/2700	L5-30P, 2.4m cord	LS1-LS4 ² : 6x NEMA 5-20 outlets, LS5 ³ : 1X NEMA L5-30 receptacle
	100V	1500/1400		
J2R02A HV NA/JP	208V ¹ to 240V	3000/2700	L6-20P, 2.4m cord	LS1-LS3 ² :8xIEC C13 LS5 ³ : 1x IEC C-19 (16A outlet)
	200V	2490/2241		
J2R04A HV INTL	208V to 240V (230V ¹)	3000/ 2700	Detachable IEC C-20 inlet plug for attaching country specific power cord	LS1-LS3 ² : 8x IEC C13 LS5 ³ : 1x IEC C-19 (16A outlet)
	200V	2490/2241		

¹ Factory default setting.

² LS1 thru LS4 = Load Segment 1 thru 4 (or less depending on unit)

³ LS5 = Load Segment 5

Estimated Backup Times

Battery runtimes are approximate and may vary with equipment, configuration, battery age, temperature, etc.		
Tower UPS Models		
Load (Percent)	Load (Watts)	Estimated battery runtime at 100% battery charge (Minutes)
T750 UPS		
10%	53W	68
20%	105W	37
30%	158W	21
40%	210W	16
50%	263W	15
60%	315W	10
70%	368W	9
80%	420W	7
90%	473W	7
100%	525W	6
T1000 UPS		
10%	70W	65
20%	140W	32
30%	210W	21
40%	280W	16
50%	350W	12
60%	420W	10
70%	490W	9
80%	560W	8
90%	630W	7
100%	700W	6
T1500 UPS		
10%	108W	80
20%	216W	36
30%	324W	23
40%	432W	16
50%	540W	13
60%	648W	10
70%	756W	9
80%	864W	7
90%	972W	7
100%	1080W	6

Rack UPS Models

R1500 G4 UPS

Estimated Backup Times

Load (Percent)	Load (Watts)	Minutes of Back up time
10%	109W	97
20%	219W	39
30%	328W	23
40%	438W	16
50%	547W	12
60%	656W	10
70%	766W	8
80%	875W	7
90%	985W	6
100%	1094W	5

Estimated Runtime with Extended Runtime Module (ERM)**R/T2200 G4 UPS**

Load (Percent)	With internal batteries (Minutes)	With One ERMs (Minutes)	With Two ERMs (Minutes)	With Three ERMs (Minutes)	With Four ERMs (Minutes)
191W (10%)	80	287	491	725	898
382W (20%)	30	123	218	311	406
573W (30%)	17	75	135	189	255
764W (40%)	12	53	97	133	184
956W (50%)	9	40	74	101	142
1147W (60%)	7	32	60	81	115
1338W (70%)	5	27	50	67	97
1529W (80%)	4	23	43	57	83
1720W (90%)	4	20	37	49	73
1911W (100%)	3	17	33	44	64

R/T3000 G4 UPS High Voltage

Load (Percent)	With internal batteries (Minutes)	With One ERMs (Minutes)	With Two ERMs (Minutes)	With Three ERMs (Minutes)	With Four ERMs (Minutes)
270W (10%)	83	259	457	655	854
540W (20%)	31	122	219	317	414
810W (30%)	18	78	143	207	271
1080W (40%)	12	57	105	153	201
1350W (50%)	9	45	83	121	159
1620W (60%)	7	37	68	100	132
1890W (70%)	5	31	58	85	112
2160W (80%)	4	27	50	74	97
2430W (90%)	4	24	45	65	86
2700W (100%)	3	21	40	59	77

Estimated Backup Times

R/T3000 G4 UPS Low Voltage

Load (Percent)	With internal batteries (Minutes)	With One ERMs (Minutes)	With Two ERMs (Minutes)	With Three ERMs (Minutes)	With Four ERMs (Minutes)
270W (10%)	61	281	475	665	860
540W (20%)	28	127	219	311	405
810W (30%)	17	79	140	200	260
1080W (40%)	12	57	101	146	190
1350W (50%)	10	44	79	114	149
1620W (60%)	8	36	65	93	122
1890W (70%)	7	30	54	79	104
2160W (80%)	6	26	47	68	90
2430W (90%)	5	22	41	60	79
2700W (100%)	4	20	37	53	70

R5000 UPS

Load (Percent*)	With internal batteries (Minutes)	With One ERM (Minutes)	With Four ERMs (Minutes)
450W (10%)	87	206	755
900W (20%)	36	99	349
1350W (30%)	22	64	222
1800W (40%)	15	47	162
2250W (50%)	12	37	126
2700W (60%)	9	31	103
3150W (70%)	8	26	87
3600W (80%)	6	23	75
4050W (90%)	6	20	66
4500W (100%)	5	18	58

NOTE: Backup times are estimated for typical applications. Actual performance will depend on load and battery conditions.

R7000 UPS INTL

Load (Percent*)	With internal batteries (Minutes)	With One ERM (Minutes)	With Four ERMs (Minutes)
650W (10%)	185	282	834
1300W (20%)	62	118	357
1950W (30%)	33	70	218
2600W (40%)	21	49	153
3250W (50%)	15	37	117
3900W (60%)	11	29	93
4550W (70%)	9	24	77
5200W (80%)	7	20	66
5850W (90%)	6	18	57
6500W (100%)	5	15	50

NOTE: Backup times are estimated for typical applications. Actual performance will depend on load and battery conditions.

Estimated Backup Times

R7000 UPS NA/JP			
Load (Percent*)	With internal batteries (Minutes)	With One ERM (Minutes)	With Four ERMs (Minutes)
720W (10%)	160	237	736
1440W (20%)	53	100	309
2160W (30%)	28	60	186
2880W (40%)	18	42	130
3600W (50%)	12	32	98
4320W (60%)	9	25	78
5040W (70%)	7	21	64
5760W (80%)	6	18	54
6480W (90%)	5	15	47
7200W (100%)	4	13	41

NOTE: Backup times are estimated for typical applications. Actual performance will depend on load and battery conditions.

Estimated Backup Times

Rack/Tower UPS Models					
Load (Percent*)	Estimates battery runtime	With One Extended Runtime Module	With Two Extended Runtime Modules	With Three Extended Runtime Modules	With Four Extended Runtime Modules
	(Minutes)	(Minutes)	(Minutes)	(Minutes)	(Minutes)
R/T2200 G4 UPS					
384W 20%	45	142	256	346	448
960W 50%	15	55	99	110	144
1536W 80%	7	34	60	53	78
1920W 100%	5	26	47	36	57
R/T3000 G4 Low Voltage UPS					
540W 20%	40	125	225	349	452
1350W 50%	12	50	99	107	140
2160W 80%	6	30	60	67	88
2700W 100%	4	24	47	52	68
R/T3000 G4 High Voltage UPS					
540W 20%	45	142	256	321	417
1350W 50%	15	55	99	115	152
2160W 80%	7	34	60	72	95
2700W 100%	5	26	47	60	79

Environment-friendly Products and Approach

End-of-life Management and Recycling

Hewlett Packard Enterprise offers end-of-life product return, trade-in, and recycling programs, in many geographic areas, for our products. Products returned to Hewlett Packard Enterprise will be recycled, recovered or disposed of in a responsible manner.

http://www8.hp.com/us/en/hpe/hp-information/livingprogress/environmentalprogress/product-recycling.html#.V-IPA_krKiM

The EU WEEE directive (2002/95/EC) requires manufacturers to provide treatment information for each product type for use by treatment facilities. This information (product disassembly instructions) is posted on the Hewlett Packard Enterprise web site. These instructions may be used by recyclers and other WEEE treatment facilities as well as Hewlett Packard Enterprise OEM customers who integrate and re-sell Hewlett Packard Enterprise equipment.

http://www8.hp.com/us/en/hpe/hp-information/livingprogress/environmentalprogress/product-recycling.html#.V-IPA_krKiM

Estimated Backup Times

Summary of Changes

Date	Version History	Action	Description of Change
21-Feb-2017	From Version 12 to 13	Changed	Estimated Backup Times section was updated.
26-Oct-2016	From Version 11 to 12	Changed	Version reverted.
26-Sep-2016	From Version 10 to 11	Changed	Overview and Models, Key Features, Tower UPS Compatibility, and Product Specifications were revised.
28-Sep-2015	From Version 9 to 10	Added	Added new Rack UPS Models to the Overview and Models section. Towers G4 UPS Specifications table was added to Tower UPS Specifications. HPE R/T2200 and R/T3000 Tower Uninterruptible Power System (UPS) were added to HPE Rack/Tower UPS Specifications.
		Changed	Overview and Models, Tower UPS Features, HPE Rack UPS Specifications were revised.
		Removed	Tower UPS Front Panel was removed from QuickSpecs.
04-Jun-2015	From Version 8 to 9	Changed	Overview and Models, HPE Tower UPS Specifications, HPE Rack UPS Specifications, Related Options, HPE Model Matrix, and Estimated Backup Times sections were revised.
		Removed	Obsolete SKUs were removed from the QuickSpecs.
30-Mar-2015	From Version 7 to 8	Changed	Changes made throughout the entire QuickSpecs.
09-Feb-2015	From Version 6 to 7	Added	Added G4 models.
		Changed	Changed name to HPE Line Interactive Single Phase Uninterruptible Power Systems (UPS). Consolidated Tower, Rack/Tower, and Rack Models into one single QuickSpecs.
08-Feb-2013	From Version 5 to 6	Changed	Changed G3 to G2 in the Intelligent Manageability section.
24-Aug-2012	From Version 4 to 5	Changed	Change made in Models section.
15-Aug-2012	From Version 3 to 4	Removed	Removed inactive links.
09-Jan-2012	From Version 2 to 3	Changed	Revised an inactive link in the Compatibility section of Standard Features.
20-Jul-2011	From Version 1 to 2	Changed	Descriptions for the Models section were updated.



Sign up for updates

© Copyright 2017 Hewlett Packard Enterprise Development LP. The information contained herein is subject to change without notice. The only warranties for Hewlett Packard Enterprise products and services are set forth in the express warranty statements accompanying such products and services. Nothing herein should be construed as constituting an additional warranty. Hewlett Packard Enterprise shall not be liable for technical or editorial errors or omissions contained herein.



c04154342 - 14058 - Worldwide - V13 - 21-February-2017