

Location: _____

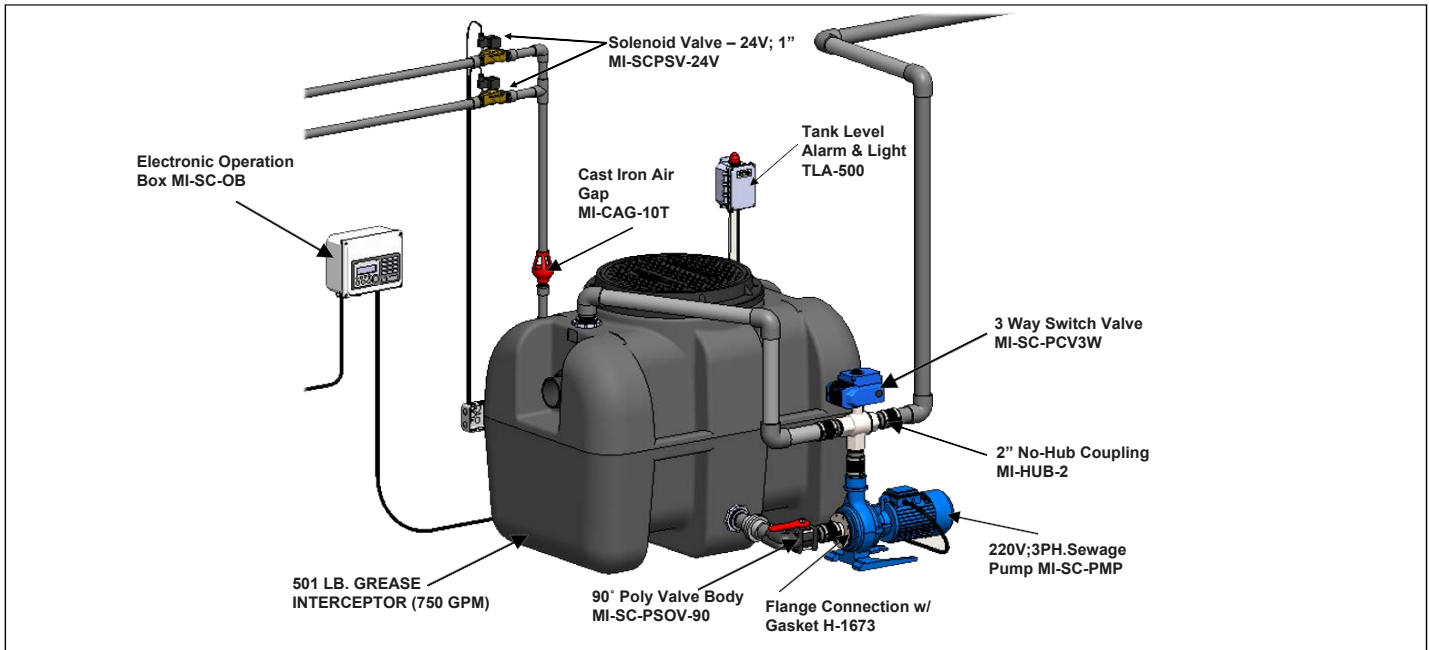


BIG-750-SC

BIG-MAX® – SELF CLEANING INTERCEPTOR

Specification: MIFAB® BIG-750-SC HDPE rotational molded grease interceptor with flow rating of 75 GPM and liquid holding capacity of 750 gallons. Unit shall include: 3/8" uniform wall thickness, deep seal trap covered by lid, internal air relief by-pass, adjustable lid system, stainless steel calibrated orifice plate (internal flow control), sample port access and 4" no hub inlet and outlet connections. Steel encased composite lid provides a water / gas tight seal and has a minimum of 20,000 lbs. load capacity. The lid is designed in accordance with the loading requirements of AASHTO H20. Interceptor shall be tested and certified to the P.D.I. Standard PDI-G101 (when installed with an external, vented flow control fitting), CSA B481, ASME. A112.14.3 and listed with IAPMO. Big Max grease interceptors are also in compliance with International Plumbing Code (IPC) / ICC. by IAPMO.

Function: Used in restaurants, kitchens, institutions, industrial facilities such as food processing and packaging plants and other types of food processing areas where fat, oil and grease (FOG) drains with the wastewater. Typically installed either on or into the floor. Narrow width permits access through doorways and down stairwells. High Density Polyethylene construction ensures a lightweight installation process (two people can move and install it). Regular maintenance is required to keep the interceptor functioning.



Model No.	GPM (Gallons per Minute)	Liquid Capacity (Gallons)	Shipping Weight (lb.)
BIG-750-SC	75	750	150

SUFFIX	OPTIONAL VARIATIONS
-AK	High water anchor kit (set of four)
-C	Lid extension (specify dimension required)
-DI	Ductile iron lid & collar
-DP	Dosing pump
-EP	Enzyme port
-F	Connection sizes different from standard (specify size) (by using a MIFAB® MI-FLEX increasing / reducing coupling).
-FL-C	Membrane clamp kit
-F6	6" No Hub Inlet / Outlet connection (for each piece - 2 pcs. req. per int.)
-HLA	High level alarm and float switch (to be installed on site)

-LHSI	4" no hub inlet on left hand side
-LHSO	4" no hub outlet on left hand side
-RHSI	4" no hub inlet on right hand side
-RHSO	4" no hub inlet on right hand side
-RPO	4" Remote pump outlet connections on top of interceptor - specify location and number required
-SB	Sediment bucket
-SC	Self cleaning accessory package, including control panel, pumps, solenoid valves, air gap and sampling chamber
-SP-OF	External Sample Port - offset (for new construction. Inlet higher than the outlet)
-V	Vent connection - 2" (specify number required)

CALIFORNIA PROPOSITION 65 WARNING. This product contains chemicals known to the State of California to cause cancer and birth defects or other reproductive harm.

Job Name: _____	Page No: _____
Section No: _____	Contractor: _____
Schedule No: _____	Purchase Order No: _____

Location: _____

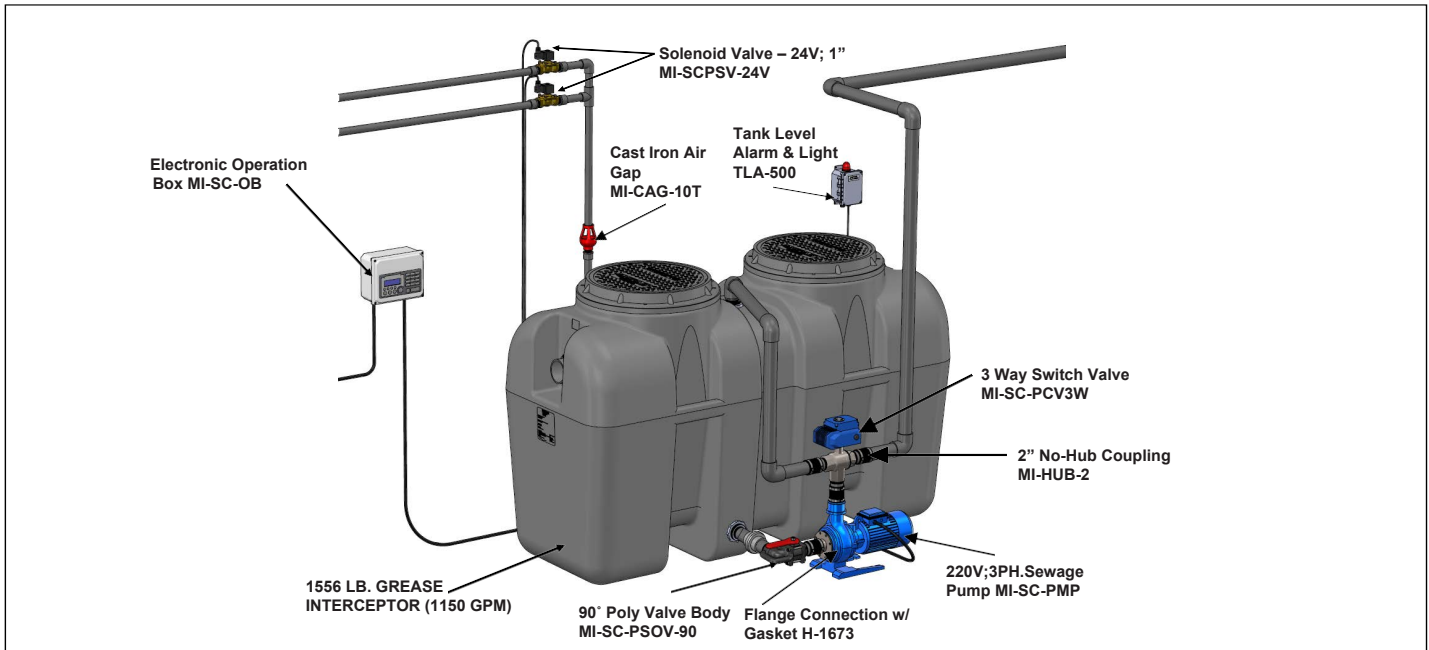


BIG-1150-SC

BIG-MAX® – SELF CLEANING INTERCEPTOR

Specification: MIFAB® BIG-1150-SC HDPE rotational molded grease interceptor with flow rating of 100 GPM and liquid holding capacity of 750 gallons. Unit shall include: 3/8" uniform wall thickness, deep seal trap covered by lid, internal air relief by-pass, adjustable lid system, stainless steel calibrated orifice plate (internal flow control), sample port access and 4" no hub inlet and outlet connections. Steel encased composite lid provides a water / gas tight seal and has a minimum of 20,000 lbs. load capacity. The lid is designed in accordance with the loading requirements of AASHTO H20. Interceptor shall be tested and certified to the P.D.I. Standard PDI-G101 (when installed with an external, vented flow control fitting), CSA B481, ASME. A112.14.3 and listed with IAPMO. Big Max grease interceptors are also in compliance with International Plumbing Code (IPC) / ICC. by IAPMO.

Function: Used in restaurants, kitchens, institutions, industrial facilities such as food processing and packaging plants and other types of food processing areas where fat, oil and grease (FOG) drains with the wastewater. Typically installed either on or into the floor. Narrow width permits access through doorways and down stairwells. High Density Polyethylene construction ensures a lightweight installation process (two people can move and install it). Regular maintenance is required to keep the interceptor functioning.



Model No.	GPM (Gallons per Minute)	Liquid Capacity (Gallons)	Shipping Weight (lb.)
BIG-1150-SC	100	1,150	275

SUFFIX	OPTIONAL VARIATIONS
-AK	High water anchor kit (set of four)
-C	Lid extension (specify dimension required)
-DI	Ductile iron lid & collar
-DP	Dosing pump
-EP	Enzyme port
-F	Connection sizes different from standard (specify size) (by using a MIFAB® MI-FLEX increasing / reducing coupling).
-FL-C	Membrane clamp kit
-F6	6" No Hub Inlet / Outlet connection (for each piece - 2 pcs. req. per int.)
-HLA	High level alarm and float switch (to be installed on site)

-LHSI	4" no hub inlet on left hand side
-LHSO	4" no hub outlet on left hand side
-RHSI	4" no hub inlet on right hand side
-RHSO	4" no hub inlet on right hand side
-RPO	4" Remote pump outlet connections on top of interceptor - specify location and number required
-SB	Sediment bucket
-SC	Self cleaning accessory package, including control panel, pumps, solenoid valves, air gap and sampling chamber
-SP-OF	External Sample Port - offset (for new construction. Inlet higher than the outlet)
-V	Vent connection - 2" (specify number required)

CALIFORNIA PROPOSITION 65 WARNING. This product contains chemicals known to the State of California to cause cancer and birth defects or other reproductive harm.

Job Name: _____
 Section No: _____
 Schedule No: _____

Page No: _____
 Contractor: _____
 Purchase Order No: _____

Location: _____

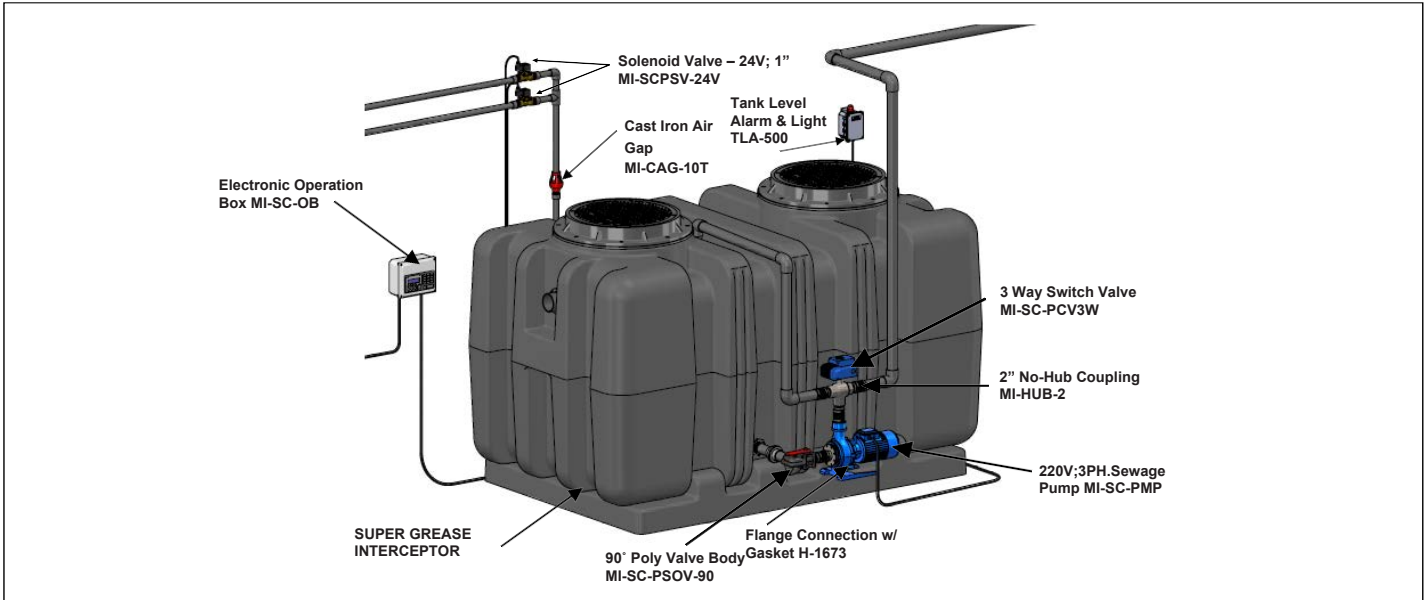


SUPER-SC

SUPER-MAX® SELF CLEANING INTERCEPTOR

Specification: MIFAB® SUPER-(*specify size)-SC, has a limited lifetime warranty and is made in the USA out of seamless, rotationally molded High Density Polyethylene with 3/8" uniform wall thickness. Interceptor is designed for above or below ground installation and includes extension pipe gasket for ADS 24N12 (pipe not included) for the adjustable lid system, sample port access, internal baffle, deep seal trap covered by lid, internal air relief by-pass, base for support and floor level installation and 4" no hub inlet and outlet connections. Steel encased composite lids provide a water / gas tight seal and have a minimum of 20,000 LB. load capacity - in accordance with the loading requirements of AASHTO H20. The high density polyethylene material is PE 3135 from Dow 9.39 with a density of 0.939 g/cm3. Note that the interceptor is tested and certified to the ANSI Z1001 Standard and listed with IAPMO. For indoor/outdoor use.

Function: Used in restaurants, kitchens, institutions, industrial facilities such as food processing and packaging plants and other types of food processing areas where fat, oil and grease (FOG) drains with the wastewater. Typically installed either on or into the floor. Narrow width permits access through doorways and down stairwells. High Density Polyethylene construction ensures a lightweight installation process (two people can move and install it). Regular maintenance is required to keep the interceptor functioning.



Model No.	GPM (Gallons per Minute)	Liquid Capacity (Gallons)	Shipping Weight (lb.)
SUPER-500-SC	250	539	950
SUPER-750-SC	250	772	1,015
SUPER-1000-SC	250	1,015	1,075
SUPER-1250-SC	250	1,262	1,150
SUPER-1300-SC	250	1,312	1,150
SUPER-1500-SC	250	1,522	1,250
SUPER-2000-SC	250	2,022	1,350

SUFFIX	OPTIONAL VARIATIONS
-AK	High water anchor kit (set of four)
-C	Lid extension (specify dimension required)
-DI	Ductile iron lid & collar
-DP	Dosing pump
-EP	Enzyme port
-F	Connection sizes different from standard (specify size) (by using a MIFAB® MI-FLEX increasing / reducing coupling).
-FL-C	Membrane clamp kit
-F6	6" No Hub Inlet / Outlet connection (for each piece - 2 pcs. req. per int.)
-HLA	High level alarm and float switch (to be installed on site)

-LHSI	4" no hub inlet on left hand side
-LHSO	4" no hub outlet on left hand side
-RHSI	4" no hub inlet on right hand side
-RHSO	4" no hub inlet on right hand side
-RPO	4" Remote pump outlet connections on top of interceptor - specify location and number required
-SB	Sediment bucket
-SC	Self cleaning accessory package, including control panel, pumps, solenoid valves, air gap and sampling chamber
-SP-OF	External Sample Port - offset (for new construction. Inlet higher than the outlet)
-V	Vent connection - 2" (specify number required)

CALIFORNIA PROPOSITION 65 WARNING. This product contains chemicals known to the State of California to cause cancer and birth defects or other reproductive harm.

Job Name: _____

Page No: _____

Section No: _____

Contractor: _____

Schedule No: _____

Purchase Order No: _____