

1 **Emergence and Spread of the SARS-CoV-2 Omicron Variant in Alberta Communities** 2 **Revealed by Wastewater Monitoring**

3
4
5 Casey R.J. Hubert^{1*}, Nicole Acosta², Barbara J. Waddell², Maria E. Hasing³, Yuanyuan
6 Qiu^{3,4,5}, Meghan Fuzzen⁶, Nathanael B.J. Harper⁶, María A. Bautista¹, Tiejun Gao³, Chloe
7 Papparis¹, Jenn Van Doorn¹, Kristine Du², Kevin Xiang¹, Leslie Chan¹, Laura Vivas¹, Puja
8 Pradhan², Janine McCaLder¹, Kashtin Low², Whitney E. England¹, Darina Kuzma⁷, John
9 Conly^{2,8,9,10,11,12}, M. Cathryn Ryan¹³, Gopal Achari¹⁴, Jia Hu¹⁰, Jason L. Cabaj^{10,15,16}, Chris
10 Sikora^{16,17}, Larry Svenson¹⁸, Nathan Zelyas^{3,4}, Mark Servos⁶, Jon Meddings⁹, Steve E.
11 Hrudehy^{3,19}, Kevin Frankowski⁷, Michael D. Parkins^{2,9,12}, Xiaoli (Lilly) Pang^{3,4,5}, Bonita E. Lee^{20,21}

12
13
14 ¹ Department of Biological Sciences, University of Calgary, Calgary, Alberta, Canada

15 ² Department of Microbiology, Immunology and Infectious Diseases, University of Calgary,
16 Calgary, Alberta, Canada

17 ³ Department of Laboratory Medicine and Pathology, University of Alberta, Edmonton, Alberta,
18 Canada

19 ⁴ Alberta Precision Laboratories, Public Health Laboratory, Alberta Health Services, Edmonton,
20 Alberta, Canada

21 ⁵ Li Ka Shing Institute of Virology, University of Alberta, Edmonton, Alberta, Canada

22 ⁶ Department of Biology, University of Waterloo, Waterloo, Ontario, Canada

23 ⁷ Advancing Canadian Wastewater Assets, University of Calgary, Calgary, Alberta, Canada

24 ⁸ Infection Prevention and Control, Alberta Health Services, Calgary, Alberta, Canada

25 ⁹ Department of Medicine, University of Calgary, Calgary, Alberta, Canada

26 ¹⁰ O'Brien Institute for Public Health, University of Calgary, Calgary, Alberta, Canada

27 ¹¹ Department of Pathology and Laboratory Medicine, University of Calgary, Calgary, Alberta,
28 Canada

29 ¹² Snyder Institute for Chronic Diseases, University of Calgary, Calgary, Alberta, Canada

30 ¹³ Department of Geoscience, University of Calgary, Calgary, Alberta, Canada

31 ¹⁴ Department of Civil Engineering, University of Calgary, Calgary, Alberta, Canada

32 ¹⁵ Department of Community Health Sciences, University of Calgary, Calgary, Alberta, Canada

33 ¹⁶ Clinical Department of Public Health and Preventive Medicine, Alberta Health Services,
34 Alberta, Canada

35 ¹⁷ Department of Medicine; School of Public Health, University of Alberta, Edmonton, Alberta,
36 Canada

37 ¹⁸ Alberta Health, Government of Alberta, Edmonton, Alberta, Canada

38 ¹⁹ Analytical and Environmental Toxicology, University of Alberta, Edmonton, Alberta, Canada

39 ²⁰ Department of Pediatrics, University of Alberta, Edmonton, Alberta, Canada

40 ²¹ Women & Children's Health Research Institute; Li Ka Shing Institute of Virology, Edmonton,
41 Alberta, Canada

42
43 * Correspondence: chubert@ucalgary.ca
44

45 **Abstract**

46
47 Wastewater monitoring of SARS-CoV-2 allows for early detection and monitoring of COVID-19
48 burden in communities and can track specific variants of concern. Targeted assays enabled
49 relative proportions of SARS-CoV-2 Omicron and Delta variants to be determined across 30
50 municipalities covering >75% of the province of Alberta (pop. 4.5M) in Canada, from November
51 2021 to January 2022. Larger cities like Calgary and Edmonton exhibited a more rapid
52 emergence of Omicron relative to smaller and more remote municipalities. Notable exceptions
53 were Banff, a small international resort town, and Fort McMurray, a more remote northern city
54 with a large fly-in worker population. The integrated wastewater signal revealed that the
55 Omicron variant represented close to 100% of SARS-CoV-2 burden prior to the observed
56 increase in newly diagnosed clinical cases throughout Alberta, which peaked two weeks later.
57 These findings demonstrate that wastewater monitoring offers early and reliable population-level
58 results for establishing the extent and spread of emerging pathogens including SARS-CoV-2
59 variants.

62 **Introduction**

63
64 The COVID-19 pandemic has led to rapid scientific progress in wastewater-based surveillance
65 of community infections. Measuring levels of RNA from SARS-CoV-2 in sewage samples began
66 being used as a complementary surveillance tool early in the pandemic, resulting in hundreds of
67 wastewater COVID-19 monitoring groups and online dashboards around the world (Naughton et
68 al. 2021), including in Alberta (<https://covid-tracker.chi-csm.ca>). This strategy is premised on the
69 fecal shedding of SARS-CoV-2 by infected individuals (Cevik et al. 2021; Yuan et al. 2021) and
70 enabled by modifying RT-qPCR workflows used for diagnosing patients to quantify viral RNA in
71 sewage sampled at wastewater treatment plants (WWTPs) or other nodes within the sewer
72 network (Acosta et al. 2021a, b; Qiu et al. 2022) at regular intervals. Teams in Alberta and
73 elsewhere demonstrated during pandemic waves that wastewater is a leading indicator of
74 COVID-19, with results typically preceding clinical diagnosed cases by 4-6 days (e.g., D'Aoust
75 et al. 2021, Medema et al. 2020; Nemudryi et al. 2020; Randazzo et al. 2020). Sampling, testing
76 and rapidly reporting wastewater virus RNA levels provides early warning of the population-wide
77 disease burden to policy makers, health officials and the public, enabling evidence-based
78 decision making for preparedness and disease control.

79
80 On November 24, 2021, South Africa first reported the emergence of a novel SARS-CoV-2
81 variant associated with rapid community transmission in the Gauteng province (WHO, 2021). By
82 November 26th the World Health Organization had labelled Omicron as a new variant of concern
83 (VOC). Omicron was subsequently rapidly identified in countries around the world, including in
84 Canada where on November 28th cases were detected in inbound international travellers.
85 Alberta's first case of Omicron from clinical specimen testing was confirmed on November 30.
86 By December and into January this virus had spread rapidly throughout large and smaller
87 communities, prompting re-introduction of public health restrictions.

88
89 Wastewater testing can also differentiate changes in disease burden caused by different VOCs
90 in communities (Lee et al. 2021). As soon as viral genomes of VOCs become available within
91 the international scientific community, e.g., via GISAID (Elbe & Buckland-Merrett, 2017), variant-
92 specific PCR primers and probes can be developed and deployed on regularly collected
93 wastewater samples to understand the dynamics of community disease burden caused by
94 VOCs (Peterson et al. 2022). While sequencing viral genomes from wastewater is technically
95 feasible, either via targeted amplicon tiling protocols (Rios et al. 2021; Lin et al. 2021) or
96 shotgun metagenomics (Rothman et al. 2021; Pérez-Cataluña et al. 2022), these
97 comprehensive approaches are significantly more costly and time consuming than targeted RT-

98 qPCR screening of RNA extracted from wastewater that can provide accurate data on VOCs at
99 a fraction of the cost, and in near-real time. In Alberta wastewater is sampled, processed and
100 analyzed in university laboratories in Calgary and Edmonton, and reported to health officials and
101 online to the public two days after sampling. In this study, variant-specific PCR assays were
102 employed to assess the emergence and temporal change in prevalence of the Omicron and
103 Delta variants in Alberta by monitoring wastewater in 30 municipalities ranging from small towns
104 (pop. <10,000) to large cities (pop. >1M) up to three times per week. Wastewater surveillance
105 demonstrated changes in COVID-19 burden associated with emergence of the new Omicron
106 variant for >75% of Alberta's population of 4.5M between late November 2021 and mid-January
107 2022.

108 109 **Methods**

110
111 Wastewater was collected from municipal WWTPs across the province as 24-h composite
112 samples up to 3 times per week. RNA was isolated from wastewater using either affinity binding
113 columns that purify nucleic acids directly (Whitney et al. 2021) or ultrafiltration followed by RNA
114 extraction (Qiu et al. 2022). These two approaches were used to process 233 and 209 WWTP
115 samples, respectively (Figure 1), with the same method applied to a given sampling site over
116 time throughout the entire study period. Wastewater samples from three geographically
117 disparate WWTPs in Calgary, Fort McMurray and Lethbridge, comprising 11% of all samples in
118 the study, were processed using both methods for comparison and revealed no difference
119 (Mann-Whitney test $P = 0.46, 0.39$ and 0.59 , respectively; Fig. S1).

120
121 RNA quantification by RT-qPCR incorporated a newly designed set of assays that selectively
122 amplify the B.1.1.529 Omicron variant or the Delta variant by targeting mutations in amino acids
123 203 and 204 of the nucleocapsid gene. Omicron and Delta were the only two variants detected
124 in Alberta by clinical screening during the study period (Alberta Health, 2022). Total SARS-CoV-
125 2 levels were quantified with widely used universal assays targeting the N1 & N2 regions of the
126 nucleocapsid gene in the wild type virus (Acosta et al. 2021a, b) and all other VOCs identified to
127 date. Omicron, Delta and total SARS-CoV-2 assays were triplexed together enabling an
128 Omicron-to-Delta ratio to be estimated in each wastewater sample using the Omicron signal
129 (R203K-G204R assay) and the Delta signal (R203M assay). This allowed the emergence and
130 prevalence of Omicron to be tracked at the population level throughout the province.

131
132 The daily number of new cases of COVID-19 clinically diagnosed across the province were
133 collected from Data Analytics of Alberta Health Services, and are reported using a 7-day rolling
134 average.

135 136 **Results**

137
138 Wastewater separation, identification and quantification of SARS-CoV-2 is intrinsically more
139 complicated than conducting the same PCR strategy on clinical samples (i.e., nasopharyngeal
140 swabs). It is not normally recommended that results be directly compared between different
141 WWTPs, due to intrinsic heterogeneities, e.g., physiochemical differences manifesting different
142 PCR inhibition potential, different proportions of urban, industrial and agricultural inputs, and
143 different flow rates and distances impacting signal degradation (Pecson et al. 2021). While
144 these limitations apply to total SARS-CoV-2 quantification, they are mitigated when determining
145 Omicron-to-Delta ratios within the same multiplex RT-qPCR reaction, since RNA genomes
146 derived from either variant are expected to react similarly to the factors mentioned above.

147
148 Figure 1 shows the emergence of the Omicron variant (corresponding to the displacement of the
149 Delta variant) in different Alberta communities. Omicron was first detected in Alberta community
150 wastewater during late November and early December (Fig. 1; Table S1). In Calgary, four

151 consecutive samples collected during December 5-9 revealed the sustained presence of 3-9%
152 Omicron (compared to >90% Delta) among infected individuals contributing to the sewershed in
153 this cosmopolitan city of 1.3 million people. Omicron was first detected in wastewater in the
154 capital city of Edmonton (pop. 1.1 million) on December 10th (15% Omicron; 85% Delta). The
155 rate of increase of Omicron in the international resort town of Banff was higher than in larger
156 cities such as Calgary and Edmonton (Fig. 1) and surpassed 80% in thrice weekly samples
157 taken during December 20-23. By this time, Calgary and Edmonton had just surpassed 50%,
158 and the proportion of Omicron infections was growing in smaller bedroom communities adjacent
159 to these two large urban centres (e.g., Okotoks, High River, Strathmore and especially Airdrie,
160 which are all <70 km away from Calgary; Fig. 1, Fig. S2). Communities that experienced the
161 most delayed emergence of Omicron were smaller and more remote, with Brooks (pop. 14,451;
162 190 km from Calgary) and Taber (pop. 19,070; 263 km from Calgary) not reaching high
163 proportions of Omicron until December 29th.

164 165 **Interpretation**

166
167 The expected general trend demonstrated by this analysis of objective wastewater evidence is
168 that large cities encounter the emergence of a new virus before the smaller centres farther away
169 from the cities, but with notable exceptions. Banff is 127 km west of Calgary and experienced a
170 more rapid onset of Omicron infection than anywhere else in the province despite the resident
171 population in Banff (pop. 13,427) being <1% of Calgary. Banff is an international resort
172 community in Banff National Park – Canada’s busiest national park – which attracts >4 million
173 visitors annually from around the world (Banff, 2022). Early detection of Omicron in Banff may
174 correspond to attracting tourists at the onset of the ski season in November and December.
175 Interestingly the nearby and slightly larger mountain town of Canmore (pop. 27,664) located 105
176 km east of Calgary (22 km east of Banff, and outside the national park), experienced a much
177 later onset of Omicron infection. This is likely related to Canmore hosting fewer international
178 tourists than Banff, and featuring much less high-density dormitory-style living among the
179 worker population in Banff that supports the tourism industry.

180
181 More remote communities located a greater distance away from Alberta’s large international
182 airports exhibited later emergence of the Omicron variant (Fig. 1; Fig. S2). The Calgary
183 International Airport serves 16 million travellers per year with direct flights arriving from 15
184 countries (YYC, 2022), compared to 8 million travellers and 6 international connections for the
185 Edmonton International Airport (YEG, 2022). Plotting Omicron dynamics in Alberta
186 municipalities as a function of distance from Calgary (Fig. S2) suggests a link to international
187 travel. A notable exception to this trend is Omicron emergence in Fort McMurray. Despite being
188 a remote, relatively small (pop. 79,205) northern city that is farther from Calgary than any other
189 municipality sampled, Fort McMurray exhibited an Omicron emergence comparable to Calgary’s
190 rapid onset. Fort McMurray has one of Canada’s busiest airports to accommodate shift workers
191 commuting from across Canada to work in the oil sands industry (YMM, 2022). This high level of
192 contact with other parts of the country is likely to facilitate rapid introduction of an emerging virus
193 such as the Omicron variant. Workers travelling to Fort McMurray from other provinces, or
194 Alberta’s major urban centres, likely contributed to accelerated Omicron emergence relative to
195 other smaller and/or remotely situated Alberta municipalities.

196
197 Wastewater results also demonstrate that the emergence of Omicron was the driver of clinical
198 cases increasing in December and January during Alberta’s 5th wave (grey shaded area in Fig.
199 1A, B). During this time COVID-19 public health surveillance shifted to focus PCR testing on
200 patients at risk for severe illness and eligible for early treatment, patients presenting to
201 emergency wards with more serious illness, and essential workers (AHS, 2022). This resulted in
202 PCR testing dramatically underestimating total disease burden in the population as a whole
203 relative to earlier waves. Clinical cases that were reported still show a steep increase after the

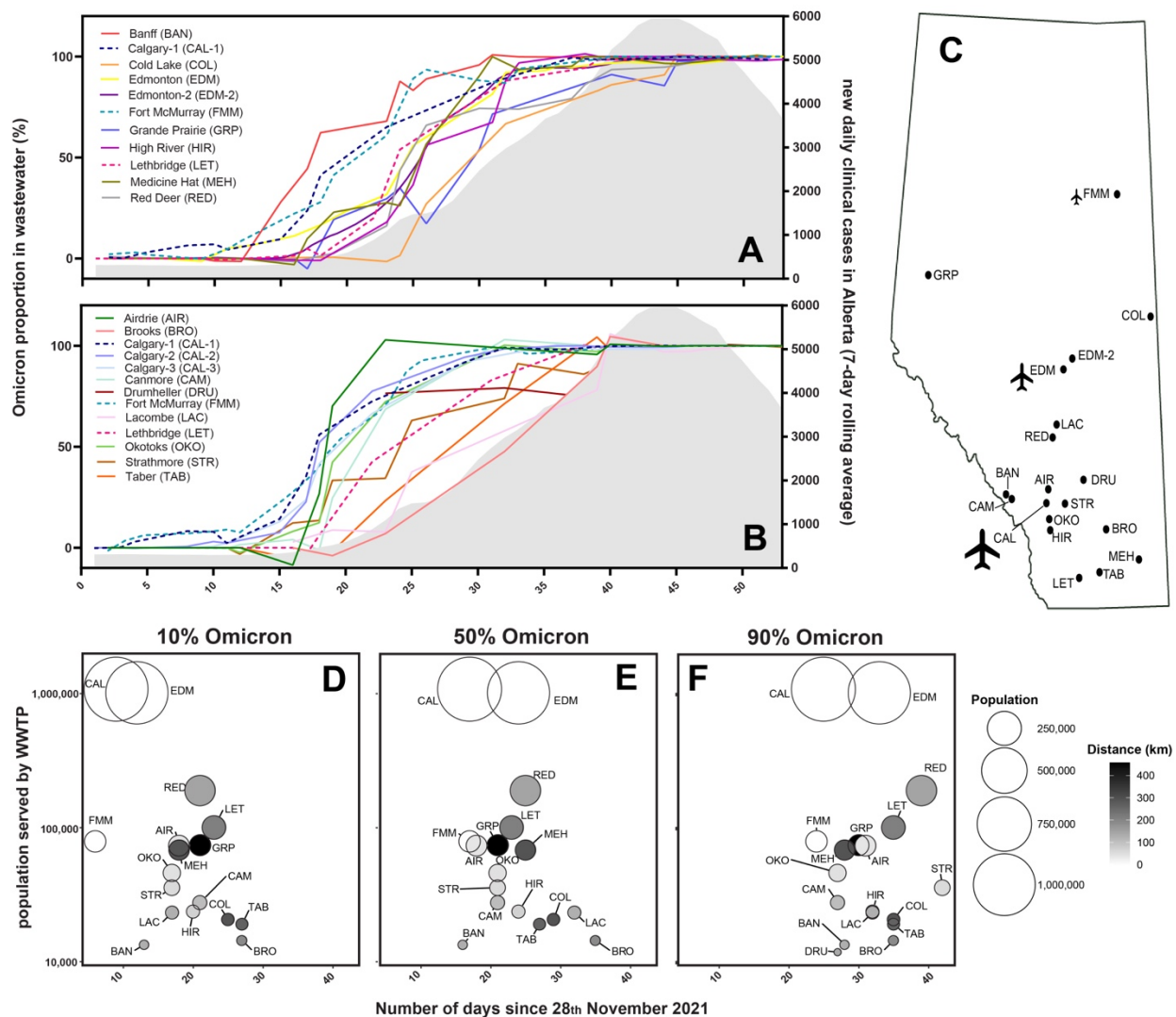
204 emergence and propagation of Omicron revealed by wastewater testing. These dynamics mirror
205 Alberta's shift from Delta to Omicron infections confirmed by screening sub-sets of clinical
206 samples using PCR assays for VOCs and associated viral genome sequencing, which revealed
207 Omicron to be >50% by December 16th and >95% by December 28th (Alberta Health, 2022).
208 This demonstrates that wastewater surveillance reliably provides important information needed
209 and acted upon by public health officials.

210
211 VOC information derived from viral genome sequencing of clinical samples is typically non-
212 random, e.g, being intentionally biased towards clinical cases of interest (e.g., outbreaks;
213 hospitalizations) or incoming international travellers (e.g., Williams et al. 2021). Similarly, clinical
214 PCR testing is susceptible to changes in testing policies, capacity limitations or individuals not
215 getting tested, e.g., by personal choice or when infections are asymptomatic (Green et al.
216 2021). Wastewater testing on the other hand offers an unbiased representation of disease
217 prevalence, capturing all individuals and groups contributing to the sewershed for a tiny fraction
218 of the cost of clinical testing on a per-capita basis. In large cities like Calgary and Edmonton
219 with over one million residents (Fig. 1D-F; Fig. S1) monitoring wastewater for COVID-19
220 community burden costs only a few cents per person per year (based on three times weekly
221 testing in Alberta) and can provide objective information about community infection to public
222 health authorities, policy makers and the public in near real time. With COVID-19 clinical testing
223 strategies and resources become more targeted, wastewater testing offers an important, early,
224 objective population-based metric of disease burden surveillance that can be easily adapted for
225 emerging pathogens throughout large jurisdictions like Alberta.

226
227

228 **Acknowledgements**

229 This work was funded by the Government of Alberta. The authors wish to thank Dr. Norma
230 Ruecker and Dr. Rhonda Clark for help with sampling and logistics. This work would not have
231 been possible without collaboration from provincial and municipal leaders and WWTP operators
232 in Calgary, Edmonton, Fort McMurray, Grande Prairie, Cold Lake, Edson, Lacombe, Red Deer,
233 Banff, Canmore, Drumheller, Strathmore, Okotoks, High River, Brooks, Medicine Hat, Taber
234 and Lethbridge.



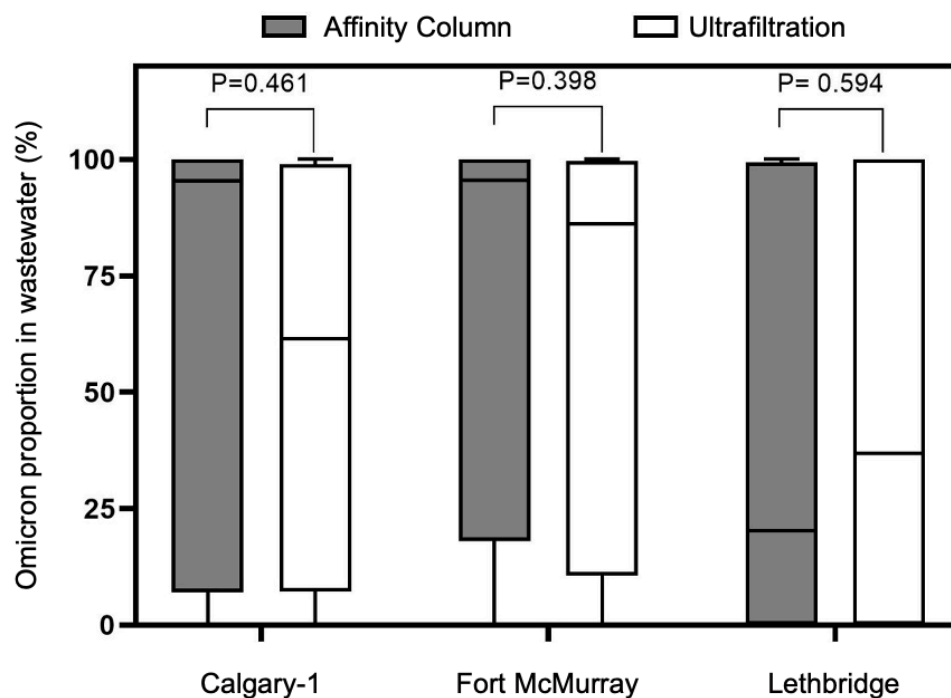
235
 236
 237 **Figure 1.** Proportion of Omicron relative to Delta SARS-CoV-2 variants in community
 238 wastewater samples assessed using RT-qPCR assays for specific variants following sample
 239 processing using ultrafiltration (A) or affinity columns (B). Lines of best fit plotted with second
 240 order smoothing are shown for different WWTPs, including 3 that had samples processed using
 241 both ultrafiltration (A) and affinity columns (B) for comparison (see dashed lines for Calgary-1,
 242 Fort McMurray and Lethbridge; Fig. S1). Monitoring lasted for 53 days beginning on November
 243 28th (plotted as consecutive days on the x-axes). The grey shaded area on the right side (A, B)
 244 shows the 7-day rolling average of new clinical cases reported in Alberta (right y-axis), which
 245 increased after the Omicron variant was predominant in municipal wastewater from 30
 246 communities sampled at 21 WWTPs throughout the province (C). Calgary and Edmonton are
 247 served by 3 and 2 WWTPs, respectively (A, B), and some individual WWTPs also serve several
 248 municipalities (e.g., Edmonton-2 serves 6 others; Red Deer serves 3 others; Calgary's WWTPs
 249 serve 3 others). The timing (in days) of the Omicron-to-Delta ratio passing 10%, 50% and 90%
 250 of community COVID-19 burden (D-F) reveals general trends of decreasing population size
 251 (bubble diameter and y-axis) and distance from the nearest airport in Calgary, Edmonton or Fort
 252 McMurray (bubble shading). Bubble plots only include data from Calgary-1 and Edmonton-1
 253 WWTPs (the largest WWTP from each city), scaled to the population of the corresponding
 254 sewershed sub-catchment in those cities.

255 **Table S1.** Chronology of detection of the Omicron variant in Alberta community wastewater

WWTP or pump station	Date of 1st Omicron detection	≥ 50% Omicron detected	≥ 85% Omicron detection	≥ 99% Omicron detection
Airdrie	Dec 16, 2021	–	Dec 16, 2021	Jan 5, 2022
Banff	Dec 12, 2021	Dec 14, 2021	Dec 22, 2021	Dec 27, 2021
Brooks	Dec 29, 2021	Dec 29, 2021	Jan 5, 2022	Jan 5, 2022
Calgary-1 ^a	Dec 1, 2021	Dec 15, 2021	Dec 26, 2021	Dec 29, 2021
Calgary-1 ^b	Nov 30, 2021	Dec 20, 2021	Dec 28, 2021	Jan 3, 2022
Calgary-2	Dec 7, 2021	Dec 19, 2021	Dec 26, 2021	Jan 4, 2022
Calgary-3	Dec 7, 2021	Dec 19, 2021	Dec 26, 2021	Jan 12, 2022
Canmore	Dec 13, 2021	Dec 20, 2021	Dec 29, 2021	–
Cold Lake	Dec 16, 2021	Dec 29, 2021	Jan 5, 2022	Jan 11, 2022
Drumheller	Dec 20, 2021	Dec 20, 2021	Dec 29, 2021	Jan 17, 2022
Edmonton-1	Dec 10, 2021	Dec 22, 2021	Dec 28, 2021	Jan 17, 2022
Fort McMurray ^a	Dec 6, 2021	Dec 15, 2021	Dec 22, 2021	Dec 22, 2021
Fort McMurray ^b	Dec 1, 2021	Dec 20, 2021	Dec 22, 2021	Jan 5, 2022
Edmonton-2	Dec 8, 2021	Dec 22, 2021	Dec 29, 2021	Jan 14, 2022
Grande Prairie	Dec 20, 2021	Dec 20, 2021	–	–
High River	Dec 20, 2021	Dec 22, 2021	Dec 29, 2021	Dec 30, 2021
Lacombe	Dec 16, 2021	NA	Jan 5, 2022	–
Lethbridge ^b	Dec 14, 2021	Dec 21, 2021	Dec 29, 2021	Jan 10, 2022
Lethbridge ^a	Dec 19, 2021	–	Dec 28, 2021	Jan 5, 2022
Medicine Hat	Dec 16, 2021	Dec 23, 2021	Dec 30, 2021	Jan 4, 2022
Okotoks	Dec 13, 2021	Dec 20, 2021	Dec 20, 2021	Jan 6, 2022
Red Deer	Nov 29, 2021	Dec 23, 2021	Jan 4, 2022	Jan 17, 2022
Strathmore	Dec 15, 2021	Dec 20, 2021	Jan 5, 2022	Jan 19, 2022
Taber	Dec 29, 2021	NA	Dec 29, 2021	Jan 5, 2022

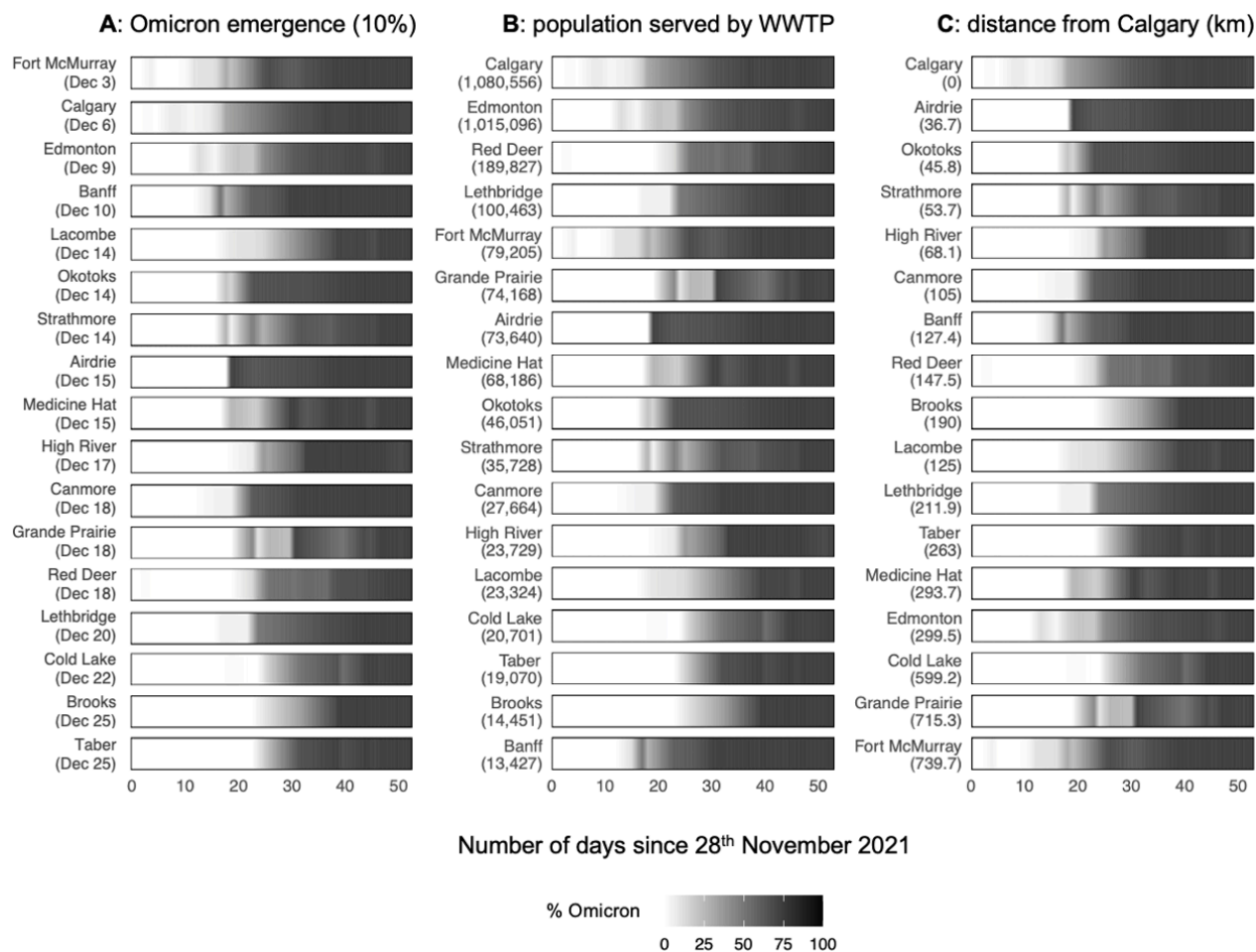
256 ^a wastewater samples processed using the affinity column method

257 ^b wastewater samples processed using the ultrafiltration method



258
259

260 **Figure S1.** Wastewater sample processing using affinity columns and ultrafiltration was
261 compared by testing samples from WWTPs in Calgary-1 (n=14), Fort McMurray (n=18) and
262 Lethbridge (n=15) using both methods. The proportion of Omicron obtained following either
263 processing method was compared using Mann-Whitney tests revealing no significant difference
264 in median values between the two sample processing methods. Median and interquartile ranges
265 are indicated as the middle, top, and bottom lines of each box. Ends of the whiskers mark the
266 lowest and highest ratios determined in each sample series.



267
268

269 **Figure S2.** Proportion of Omicron in Alberta municipalities plotted as a function of (A) the timing
270 of its emergence, (B) the population served by the municipal WWTP, and (C) the distance of the
271 municipality from Calgary. Timing in panel A corresponds to the midpoint between sampling
272 dates with values below and above 10%. Panels B and C highlight communities that don't follow
273 the general trends of Omicron emerging earlier in larger municipalities (e.g., Banff has the
274 smallest resident population but increases early), and emerging later in locations farther away
275 Calgary's major international airport (e.g., Fort McMurray is the farthest away from Calgary but
276 increases early), respectively. Edmonton and Calgary results are limited to the largest WWTPs
277 in the two cities (i.e., Edmonton-1 and Calgary-1 from Figure 1).

278 **Literature Cited**

- 279
- 280 Acosta N, Bautista M, Hollman J, McCalder J, Buchner Beaudet A, Man L, Waddell BJ, Chen J,
281 Li C, Kuzma D, Bhatnagar S, Leal J, Meddings J, Hu J, Cabaj J, Ruecker NJ, Naugler C,
282 Pillai DR, Achari G, Ryan CM, Conly JM, Frankowski K, Hubert CRJ, Parkins MD (2021a)
283 Wastewater monitoring of SARS-CoV-2 from acute care hospitals identifies nosocomial
284 transmission and outbreaks. *Water Research* 201: 117369.
285 <https://doi.org/10.1016/j.watres.2021.117369>
286
- 287 Acosta N, Bautista MA, Waddell BJ, McCalder J, Buchner Beaudet A, Man L, Pradhan P,
288 Sedaghat N, Papparis C, Bacanu A, Hollman J, Krusina A, Southern D, Williamson T, Li C,
289 Bhatnagar S, Murphy S, Chen J, Kuzma D, Meddings J, Hu J, Cabaj JL, Conly JM, Ruecker
290 NJ, Achari G, Ryan CM, Frankowski K, Hubert CRJ, Parkins MD. (2021b) Longitudinal
291 SARS-CoV-2 RNA Wastewater Monitoring Across a Range of Scales Correlates with Total
292 and Regional COVID-19 Burden in a Well-Defined Urban Population.
293 Submitted to medRxiv
294 doi: <https://www.medrxiv.org/content/10.1101/2021.11.19.21266588v1>
295
- 296 Ahmed W, Bertsch PM, Bivins A, Bibby K, Farkas K, Gathercole A, Haramoto E, Gyawali P,
297 Korajkic A, McMinn BR, Mueller JF, Simpson SL, Smith WJM, Symonds EM, Thomas KV,
298 Verhagen R, Kitajima M (2020) Comparison of virus concentration methods for the RT-
299 qPCR based recovery of murine hepatitis virus, a surrogate for SARS-CoV-2 from
300 untreated wastewater. *Science of the Total Environment* 739: 139960.
301
- 302 AHS (2022) Assessment and Testing COVID-19. *Alberta Health Services*
303 <https://www.albertahealthservices.ca/topics/Page17058.aspx>. Accessed February, 2022.
304
- 305 Alberta Health (2022) Covid-19 Alberta Statistics. *Government of Alberta*
306 <https://www.alberta.ca/stats/covid-19-alberta-statistics.htm#variants-of-concern>. Accessed
307 February, 2022.
308
- 309 Banff (2022) “Learn about Banff” website: <https://banff.ca/252/Learn-About-Banff>. Town of
310 Banff. Accessed February, 2022.
311
- 312 D’Aoust, PM, Graber, TE, Mercier, E, Montpetit, D, Alexandrov, I, Neault, N, Baig, AT, Mayne, J,
313 Zhang, X, Alain, T, Servos, MR, Srikanthan, N, MacKenzie, M, Figeys, D, Manuel, D, Jüni,
314 P, MacKenzie, AE, Delatolla, R (2021) Catching a resurgence: Increase in SARS-CoV-2
315 viral RNA identified in wastewater 48 h before COVID-19 clinical tests and 96 h before
316 hospitalizations. *Science of the Total Environment*. 770: 145319.
317
- 318 WHO (2021) Tracking SARS-CoV-2 variants. *World Health Organization*.
319 <https://www.who.int/en/activities/tracking-SARS-CoV-2-variants/>. Accessed February, 2022.
320
- 321 Cevik M, Tate M, Lloyd O, Maraolo AE, Schafers J, Ho A (2021) SARS-CoV-2, SARS-CoV, and
322 MERS-CoV viral load dynamics, duration of viral shedding, and infectiousness: a systematic
323 review and meta-analysis. *The Lancet Microbe* 2: E13-E22.
324
- 325 Chavarria-Miró G, Anfruns-Estrada E, Martínez-Velázquez A, Vázquez-Portero M, Guix S,
326 Paraira M, Galofré B, Sánchez G, Pintó RM, Bosch A (2021) Time evolution of severe
327 acute respiratory syndrome coronavirus 2 (SARS-CoV-2) in wastewater during the first
328 pandemic wave of covid-19 in the metropolitan area of Barcelona, Spain. *Applied &*
329 *Environmental Microbiology* 87: e02750–20.
330

- 331 Elbe S, Buckland-Merrett G (2017) Data, disease and diplomacy: GISAID's innovative
332 contribution to global health. *Global Challenges* 1: 33-46.
333
- 334 Graber TE, Mercier É, Bhatnagar K, Fuzzen M, D'Aoust PM, Hoang HD, Tian X, Towhid ST,
335 Plaza-Diaz J, Eid W, Alain R, Butler A, Goodridge L, Servos M, Delatolla R. (2021). Near
336 real-time determination of B.1.1.7 in proportion to total SARS-CoV-2 viral load in
337 wastewater using an allele-specific primer extension PCR strategy. *Water Research* 205:
338 117681. <https://doi.org/10.1016/j.watres.2021.117681>
339
- 340 Green MA, García-Fiñana M, Barr B, Burnside F, Cheyne CP, Hughes D, Ashton M, Sheard S,
341 Buchan IE (2021) Evaluating social and spatial inequalities of large scale rapid lateral flow
342 SARS-CoV-2 antigen testing in COVID-19 management: An observational study of
343 Liverpool, UK (November 2020 to January 2021). *The Lancet Regional Health Europe* 6:
344 100107.
345
- 346 Lee WL, Imakaev M, Armas F, McElroy KA, Gu X, Duvall C, Chandra F, Chen H, Leifels M,
347 Mendola S, Floyd-O'Sullivan R, Powell MM, Wilson ST, Berge KLJ, Lim CYJ, Wu F, Xiao A,
348 Moniz K, Ghaeli N, Matus M, Thompson J, Alm EJ (2021) Quantitative SARS-CoV-2 Alpha
349 Variant B.1.1.7 Tracking in Wastewater by Allele-Specific RT-qPCR. *Environmental*
350 *Science & Technology Letters* <https://doi.org/10.1021/acs.estlett.1c00375>
351
- 352 Lin X, Glier M, Kuchinski K, Ross-Van Mierlo T, McVea D, Tyson JR, Prystajek N, Ziels RM
353 (2021) Assessing Multiplex Tiling PCR Sequencing Approaches for Detecting Genomic
354 Variants of SARS-CoV-2 in Municipal Wastewater. *mSystems* 6: e01068-21.
355
- 356 Medema G, Heijnen L, Elsinga G, Italiaander R, Brouwer A (2020) Presence of SARS-
357 Coronavirus-2 RNA in sewage and correlation with reported COVID-19 prevalence in the
358 early stage of the epidemic in the Netherlands. *Environmental Science and Technology*
359 *Letters* 7: 511-516.
360
- 361 Naughton C, Román F, Alvarado AG, Tariqi AQ, Deeming M, Bibby K, Bivins A, Rose J,
362 Medema G, Ahmed W, Katsivelis P, Allan V, Sinclair R, Zhang Y, Kinyua M (2021) Show us
363 the Data: Global COVID-19 Wastewater Monitoring Efforts, Equity, and Gaps.
364 Published in *medRxiv* 17 March 2021. DOI:[10.1101/2021.03.14.21253564](https://doi.org/10.1101/2021.03.14.21253564).
365
- 366 Nemudryi A, Nemudraia A, Wiegand T, Surya K, Buyukyoruk M, Cicha C, Vanderwood KK,
367 Wilkinson R, Wiedenheft B (2020) Temporal detection and phylogenetic assessment of
368 SARS-CoV-2 in municipal wastewater. *Cell Reports Medicine* 1: 100098.
369
- 370 Pecson BM, Darby E, Haas CN, Amha YM, Bartolo M, Danielson R, Dearborn Y, Di Giovanni G,
371 Ferguson C, Fevig S, Gaddis E, Gray D, Lukasik G, Mull B, Olivas L, Olivieri A, Qucand Y,
372 SARS-CoV-2 Interlaboratory Consortium (2021) Reproducibility and sensitivity of 36
373 methods to quantify the SARS-CoV-2 genetic signal in rawwastewater: findings from an
374 interlaboratory methods evaluation in the U.S. *Environmental Science: Water Research and*
375 *Technology* 7: 504.
376
- 377 Pérez-Cataluña A, Chiner-Oms A, Cuevas-Ferrando E, Díaz-Reolid A, Falcó I, Randazzo W,
378 Girón-Guzmán I, Allende A, Bracho MA, Comas I, Sánchez G (2022) Spatial and temporal
379 distribution of SARS-CoV-2 diversity circulating in wastewater. *Water Research* 211:
380 118007.
381
- 382 Peterson SW, Lidder R, Daigle J, Wonitowy Q, Dueck C, Nagasawa A, Mulvey MR, Mangat CS
383 (2022) RT-qPCR detection of SARS-CoV-2 mutations S 69-70 del, S N501Y and N D3L

- 384 associated with variants of concern in Canadian wastewater samples. *Science of the Total*
385 *Environment* 810: 151283. <https://doi.org/10.1016/j.scitotenv.2021.151283>
386
- 387 Qiu Y, Yu J, Pabbaraju K, Lee BE, Gao T, Ashbolt NJ, Hruday SE, Diggie M, Tipple G, Maal-
388 Bared R, Pang X (2022) Validating and optimizing the method for molecular detection and
389 quantification of SARS-CoV-2 in wastewater. *Science of the Total Environment* 812:
390 151434. <https://doi.org/10.1016/j.scitotenv.2021.151434>
391 Rios G, Lacoux C, Leclercq V, Diamant A, Lebrigand K, Lazuka A, Soyeux E, Lacroix S, Fassy
392 J, Couesnon A, Thiery R, Mari B, Pradier C, Waldmann R, Barbry P (2021) Monitoring
393 SARS-CoV-2 variants alternations in Nice neighborhoods by wastewater nanopore
394 sequencing. *Lancet Regional Health – Europe* 10: 100202.
395
- 396 Randazzo W, Truchado P, Ferranfo EC, Simon P, Allende A, Sanchez G (2020) SARS-CoV-2
397 RNA titers in wastewater anticipated COVID-19 occurrence in a low prevalence area. *Water*
398 *Research* 181: 115942.
399
- 400 Rothman JA, Loveless TB, Kaptcia J, Adams ED, Steele JA, Zimmer-Faust AG, Langlois K,
401 Wanless D, Griffith M, Mao L, Chokry J, Griffith JF, Whiteson KL (2021) RNA viromics of
402 Southern California wastewater and detection of SARS-CoV-2 single nucleotide variants.
403 *Applied and Environmental Microbiology* 01448-21
404
- 405 Whitney ON *et al* (2021) Sewage, Salt, Silica, and SARS-CoV-2 (4S): An Economical Kit-Free
406 Method for Direct Capture of SARS-CoV-2 RNA from Wastewater. *Environmental Science*
407 *& Technology*. 55: 4880-4888.
408
- 409 Williams GH, Llewelyn A, Brandao R, Chowdhary K, Hardisty KM, Loddo M (2021) SARS-CoV-
410 2 testing and sequencing for international arrivals reveals significant cross border
411 transmission of high risk variants into the United Kingdom. *eClinicalMedicine Lancet* 38:
412 101021.
413
- 414 YEG (2022) Edmonton International Airport. <https://flyeia.com>. Accessed February, 2022.
415
- 416 YMM (2022) Fort McMurray Airport Authority Annual Report.
417 <https://www.flyymm.com/publications>. Accessed February, 2022.
418
- 419 YYC (2022) Calgary International Airport. www.yyc.com. Accessed February, 2022.
420
- 421 Yuan C, Wang H, Li K, Tang A, Dai y, Wu B, Zhang H, Chen J, Liu J, Wu W, Gu S, Wang H, Xu
422 H, Wu M, Yu M, Wang Y, Yu X, He J, Liu S, Zhang Y, Tong Z, Yan J (2021) SARS-CoV-2
423 viral shedding characteristics and potential evidence for the priority for faecal specimen
424 testing in diagnosis. *PLoS One* 16: e0247367.