


martec

 **international**

Axles, Wheels, Drums & Components



New Jersey • Chicago • Dallas • Houston • Los Angeles • Miami
Costa Rica • Guatemala • Honduras

3.1: Spoke Wheel Assemblies	2
3.2: Spoke Wheels	3
3.3: Hub & Drum Assemblies	4
3.4: Hubs	6
3.5: Brake Drums	8
3.6: Steel Disc Wheels	10
3.7: Steel Demountable Rims	12
3.8: Spacer Bands	13
3.9: Wheel Studs & Nuts	14
3.10: Inner Cap Nuts for Mounting Dual Wheels	15
3.11: Outer Cap Nuts for Mounting Stud Piloted Disc Wheels	15
3.12: Miscellaneous Wheel Nuts & Clamps	16
3.13: Valve Stems & Accessories	17

3.1 Spoke Wheel Assemblies



3.1.1: 3-SPOKE WHEEL & DRUM ASSEMBLIES

Part Number	Size	Bearing Cups		Wheel	Drum	Notes
		Inner	Outer			
See Section 9.2.1 3-spoke wheels						

3.1.2: 5-SPOKE WHEEL & DRUM ASSEMBLIES

Part Number	Size	Bearing Cups		Wheel	Drum	Notes
		Inner	Outer			
WEB85203GCA	20"	653	HM212011	WEB85203--A	WEB67518	Note 1
WEB75209GCA	20"	HM218210	HM212011	WEB75209--A	WEB67518	Note 1
DAY48-14018-051	20"	HM218210	HM212011	DAY47-14018-007	DAY03-122222-002	Note 2
DAY48-14018-569	20"	HM218210	HM212011	DAY47-14018-013	DAY03-122222-002	Note 3
WEB5580ZHCA	20"	HM518410	HM518410	WEB5580Z--A	WEB68730	Note 1
DAY48-09715-103	20"	HM518410	HM518410	47-08990-016	DAY03-122126-002	Note 3
DAY48-097151-26	20"	HM518410	HM518410	47-08990-016	DAY03-122126-002	Note 4
FRUACE5245-1	20"	HM518410	HM518410	FRUACC5226-900	DAY03-122126-002	Note 2
WEB75229GCA	22"	HM218210	HM212011	WEB75229--A	WEB67518	Note 1
DAY48-14068-051	22"	HM218210	HM212011	DAY47-14068-007	DAY03-122222-002	Note 3
WEB5582ZMCM	22"	HM518410	HM518410	WEB5582Z--A	WEB68730	Note 2
FRUACE5245-5	22"	HM518410	HM518410	FRUACC5226-902	DAY03-122126-002	Note 2

Note 1: Complete with cups, 4" corrugated channel spacers, clamps, nuts & studs

Note 2: Has cups, studs & nuts only

Note 3: Has cups, clamps, studs & nuts

Note 4: Has cups, clamps, studs & nuts—set up for ABS


3.1.3: 6-SPOKE WHEEL & DRUM ASSEMBLIES

Part Number	Size	Bearing Cups		Wheel	Drum	Notes
		Inner	Outer			
WEB5682ZHDAT	22"	HM518410	HM518410	56822--A	WEB68765	Note 1

Note 1: Cups, studs & nuts included.

Part number with a 3 digit prefix are stocking parts. All others may be special ordered.

3.2 Spoke Wheels



3.2.1: 3-SPOKE WHEELS

Part Number	Size	Bearing Cups		Uses Drums	Notes
		Inner	Outer		
DAY47-14054-002	15"	HM218210	HM212011	WEB# 63647 Dayton# 03-120882	Note 1

Note 1: Clips, studs & nuts included.

3.2.2: 5-SPOKE WHEELS

Part Number	Size	Bearing Cups		Uses Drums	Notes
		Inner	Outer		
WEB85203--A	20"	653	HM212011	WEB67518 DAY03-122222-002	Note 1
DAY47-07791-013	20"	653	HM212011	WEB67518 DAY03-122222-002	Note 2
DAY47-07841-008	22"	653	HM212011	WEB67518 DAY03-122222-002	Note 2
WEB75209--A	20"	HM218210	HM212011	WEB67518 DAY03-122222-002	Note 1
DAY47-14018-013	20"	HM218210	HM212011	WEB67518 DAY03-122222-002	Note 2
WEB75229--A	22"	HM218210	HM212011	WEB67518 DAY03-122222-002	Note 1
DAY47-14068-007	22"	HM218210	HM212011	WEB67518 DAY03-122222-002	Note 2
WEB5580Z--A	20"	HM518410	HM518410	WEB68730 DAY03-122126-002	Note 1
FRUACC5226-900	20"	HM518410	HM518410	WEB68730 DAY03-122126-002	Note 2
WEB5582Z--A	22"	HM518410	HM518410	WEB68730 DAY03-122126-002	Note 1
FRUACC5226-902	22"	HM518410	HM518410	WEB68730 DAY03-122126-002	Note 2

Note 1: Complete with cups, 4" corrugated spacer, clamps, studs & nuts.

Note 2: Has cups, studs & nuts.

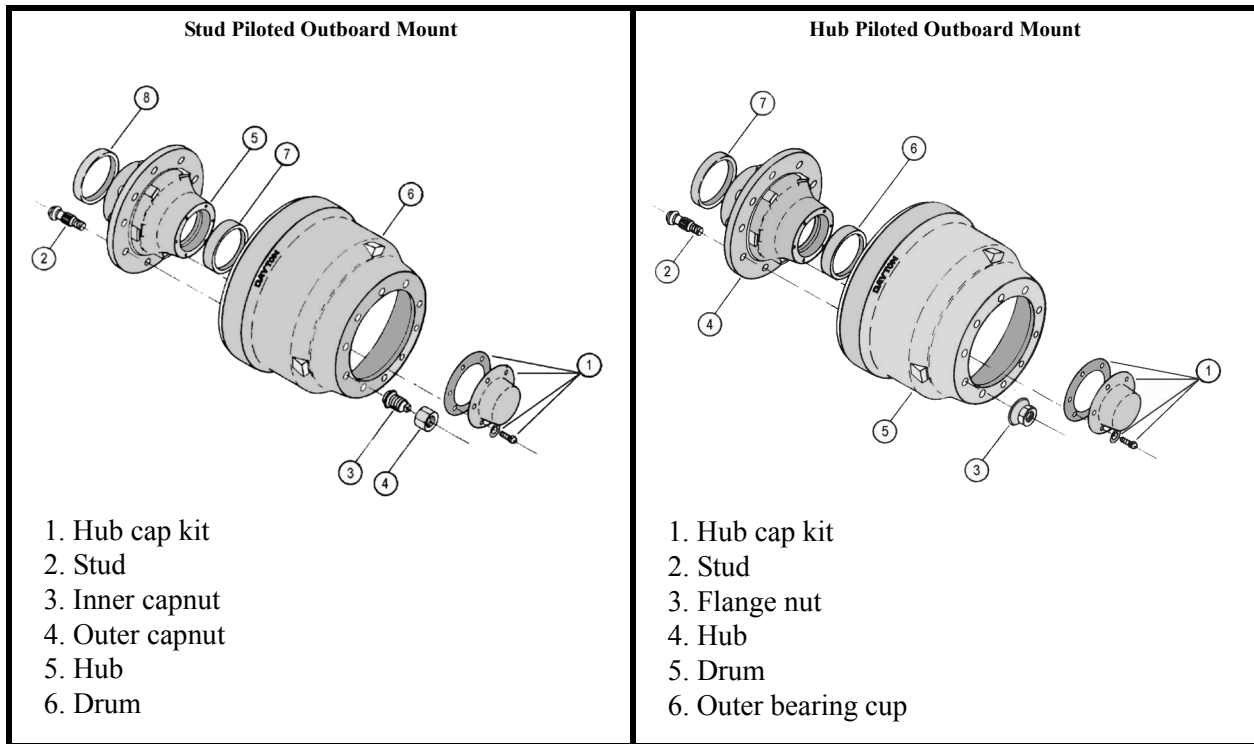
NOTE: Part numbers with a 3 digit prefix are stocking parts. All other parts may be special ordered.

3: Wheels, Drums & Components

3.3 Hub & Drum Assemblies



3.3.1: HUB & DRUM ASSEMBLY DIFFERENCE



Outboard Mount: Drum is easily accessible.
Do not need to remove hub to get to drum.

Inboard Mount: Refers to stud piloted style only.
Need to remove hub to get to drum.

3: Wheels, Drums & Components



3.3.2: STUD PILOTED HUB & DRUM ASSEMBLIES

Part Number	Style	Bearing Cups		Hub	Drum	Notes
		Inner	Outer			
14-15501-375	RH	HM218210	HM212011	DAY04-15501-005	03-123363-022	10 hole Outboard Mount
14-15501-376	LH					
FRUAVA0164-1B	RH	HM518410	HM518410	-----	DAY03-120877-002	10 hole Outboard Mount
FRUAVA0164-2B	LH					
MOT91498	RH	HM518410	HM518410	-----	-----	10 hole Outboard Mount
MOT91499	LH					
FRUACE8458-1	LH	HM518410	HM518410	-----	-----	10 hole Inboard Mount
FRUACE8458-2	RH					

3.3.3: HUB PILOTED HUB & DRUM ASSEMBLIES

Part Number	Style	Bearing Cups		Hub	Drum	Notes
		Inner	Outer			
DAY14-15501-352	10 hole ABS	HM218210	HM212011	-----	16-1/2" x 7" DAY03-123207-002	Outboard Mount
DAY14-15571-114	10 hole ABS	HM218210	HM212011	-----	-----	Outboard Mount
WEB20231UQ3T	10 hole ABS	HM218210	HM212011	WEB20231--3	16-1/2" x 7" WEB66864	ABS Outboard Mount
DAY14-15501-353	10 hole ABS	HM218210	HM212011	-----	16-1/2" x 7" DAY03-123207-002	Outboard Mount long studs*
FRUACF9740-3B	10 hole ABS	HM218210	HM212011	-----	-----	Outboard Mount long studs*
MTR10900304	10 hole	HM218210	HM212011	-----	-----	Outboard Mount
WEB20231UQ3	10 hole	HM218210	HM212011	WEB20231--3	16-1/2" x 7" WEB66864	Outboard Mount
WEB20271CW3T	8 hole ABS	HM218210	HM212011	20271--0	12-1/4" x 8" 63680	Outboard Mount
WEB20271CW5T	8 hole ABS	HM218210	HM212011	20271--0	-----	Outboard Mount long studs*
WEB20271CW3	8 hole	HM218210	HM212011	20271--0	12-1/4" x 8" 63680	Outboard Mount
WEB20271CW5	8 hole	HM218210	HM212011	20271--0	-----	Outboard Mount long studs*
WEB23231UQ3	10 hole ABS	HM518410	HM518410	2323-0	16-1/2" x 7" WEB66884F	Outboard Mount
DAY14-15593-081	10 hole RH w/sensor	HM518410	HM518410	-----	-----	Outboard Mount
DAY14-15593-082	10 hole LH w/sensor	HM518410	HM518410	-----	-----	Outboard Mount
MTR35770728	10 hole	HM518410	HM518410	-----	-----	Outboard Mount
FRUAVA0163-1B	10 hole	HM518410	HM518410	-----	16-1/2" x 7" DAY03-123365-002	Outboard Mount

*Long studs used to mount aluminum wheels.

3.4 Hubs

3.4.1: STUD PILOTED HUBS

Part Number	Style	Bearing Cups		Uses Drum	Notes
		Inner	Outer		
DAY04-09747-003	10 hole	653	HM212011	16-1/2" x 7" DAY03-012582-002	Inboard Mount no studs
WEB1221	10 hole	653	HM212011	16-1/2" x 7" WEB62200 16-1/2" x 8-5/8" WEB68891	Inboard Mount no studs or cups
WEB12213--MR	10 hole RH	653	HM212011	16-1/2" x 7" WEB62200 16-1/2" x 8-5/8" WEB68891	Inboard Mount with studs
WEB12213--ML	10 hole LH	653	HM212011		
DAY04-14059-001	10 hole	HM218210	HM212011	16-1/2" x 7" DAY03-012582-002 16-1/2" x 8-5/8" 03-120882-002	Inboard Mount no studs
WEB10209--N	10 hole	HM218210	HM212011	16-1/2" x 7" WEB66864 16-1/2" x 8-5/8" WEB68891	Inboard Mount no studs
20231--0	10 hole	HM218210	HM212011	16-1/2" x 7" WEB66864 16-1/2" x 8-5/8" WEB68891	Outboard Mount no studs
WEB20231--N	10 hole	HM218210	HM212011	16-1/2" x 7" WEB66864 16-1/2" x 8-5/8" WEB66814	Outboard Mount no studs
WEB1001	10 hole	HM218210	HM212011	16-1/2" x 7" WEB62200 16-1/2" x 8-5/8" WEB68891	Inboard Mount no studs or cups
WEB10019--MR	10 hole RH	HM218210	HM212011	16-1/2" x 7" 63300 16-1/2" x 8-5/8" WEB68891	Inboard Mount with studs
WEB10019--ML	10 hole LH	HM218210	HM212011		
WEB20231--MR	10 hole RH	HM218210	HM212011	16-1/2" x 7" WEB66864 16-1/2" x 8-5/8" WEB66814	Outboard Mount with studs
WEB20231--ML	10 hole LH	HM218210	HM212011		
DAY04-14802-001	10 hole RH	HM218210	HM212011	16-1/2" x 7" DAY03-122607-002	Outboard Mount with studs
DAY04-14802-002	10 hole LH	HM218210	HM212011		
FRUACC5227-1	10 hole	HM518410	HM518410	-----	Inboard Mount no studs
DAY04-14131-001	10 hole	HM518410	HM518410	16-1/2" x 7" DAY03-120877-002	Outboard Mount no studs
WEB1331	10 hole	HM518410	HM518410	16-1/2" x 7" WEB68730 16-1/2" x 8-5/8" 68927	Inboard Mount no studs or cups
DAY04-09179-038	10 hole RH	HM518410	HM518410	15" x 7" 120299 16-1/2" x 7" DAY03-122126-002 16-1/2" x 8-5/8" DAY03-120376-002	Inboard Mount with studs
DAY04-09179-039	10 hole LH	HM518410	HM518410		
DAY04-14131-006	10 hole RH	HM518410	HM518410	16-1/2" x 7" DAY03-120877-002	Outboard Mount with studs
DAY04-14131-007	10 hole LH	HM518410	HM518410		

NOTE: Part numbers with a 3 digit prefix are stocking parts. All other parts may be special ordered.

3.4.2: HUB PILOTED HUBS & ACCESSORIES



Part Number	Style	Bearing Cups		Uses Drum	Notes
		Inner	Outer		
CMT105775	10 hole Alum. ABS	HM218210	HM212011	-----	Outboard Mount with studs
WEN10-00011-101	10 hole ABS	HM218210	HM212011	-----	Outboard Mount with studs
DAY04-15501-005	10 hole	HM218210	HM212011	16-1/2" x 7" DAY03-123365-002	Outboard Mount with studs
WEB20231--3	10 hole	HM218210	HM212011	16-1/2" x 7" WEB66864 16-1/2 x 8-5/8" WEB66814	Outboard Mount with studs
DAY04-15501-001	10 hole	HM218210	HM212011	16-1/2" x 7" DAY03-123365-002	Outboard Mount no studs
WEB20281--3	8 hole	HM218210	HM212011	15" x 7" 61576F 16'2" x 7" WEB66875F 16'2" x 8-5/8" 66816F	Outboard Mount with studs
CMT106229	10 hole Alum. ABS	HM518410	HM518410	-----	Outboard Mount long studs*
DAY04-15656-018	10 hole ABS	HM518410	HM518410	-----	Outboard Mount long studs*
DAY04-15656-002	10 hole ABS	HM518410	HM518410	-----	Outboard Mount no studs
CMT101265	10 Hole Alum.	HM518410	HM518410	-----	Outboard Mount long studs* thread hubcap
CMT101781	10 Hole	HM518410	HM518410	-----	OutboardMount with studs thread hubcap
CMT106226	10 hole Alum.	HM518410	HM518410	-----	Outboard Mount long studs*
DAY04-15502-001	10 hole	HM518410	HM518410	16-1/2" x 7" DAY03-123365-002	Outboard Mount no studs
CMT106275**	10 hole Alum. ABS	NP593561	NP174964	-----	Outboard Mount with studs

*Long studs used to mount aluminum wheels.

** denotes Preset Premium hub



1. CMT105459 Tone ring

3: Wheels, Drums & Components

3.5 Brake Drums

3.5.1: DISC WHEEL BRAKE DRUMS & CROSSOVER



Drums with a 3 letter prefix are stocking parts

Brake Size	Dayton Number	Webb Number	Motor Wheel Number ¹	Gunite Number	Dayton X-30 Number ²	Reyco Number
16-1/2" x 7"	DAY03-012582-002	WEB62200	MOT87407B	2705	-----	-----
16-1/2" x 7"	DAY03-120877-002*	WEB60876	-----	3120	-----	52877-11
16-1/2" x 7"	DAY03-122126-002	67415	MOT87415B	3018A	-----	-----
16-1/2" x 7"	DAY03-122607-002	WEB66893F	MOT87101B	3166	DAY53-123564-002	53026-01
16-1/2" x 7"	DAY85-123207-002	WEB66884	MOT89996B	3600A	-----	-----
16-1/2" x 7"	-----	66875	MOT88797B	3141B	DAY53-123566-002	-----
16-1/2" x 7"	DAY03-123365-002	-----	-----	3401	-----	-----
16-1/2" x 7"	03-123022-002	66873	MOT89877B	3402	-----	-----
16-1/2" x 8-5/8"	DAY03-120376-002	68927	88085	3168	-----	51971-11
16-1/2" x 8-5/8"	03-120882-002	WEB68891	86302	3174	-----	52219-01
16-1/2" x 8-5/8"	DAY03-122513-002	WEB66817	-----	-----	-----	-----
16-1/2" x 8-5/8"	-----	69571B	MOT89571B	-----	-----	-----
16-1/2" x 8-5/8"	-----	66811	MOT89467B	-----	-----	-----
15" x 7"	-----	61571	MOT87128B	3219	-----	-----
15" x 7"	03-123466-002	WEB61988	-----	-----	-----	-----

*Replaces Trailmobile 7-4-264

1.)Centrifuse Drum

2.)Steelite X-30 Drums

3.5.2: SPOKE WHEEL BRAKE DRUMS & CROSSOVER



Drums with a 3 letter prefix are stocking parts

Brake Size	Dayton Number	Webb Number	Motor Wheel Number ¹	Gunite Number	Dayton X-30 Number ²	Reyco Number
16-1/2" x 7"	DAY03-120574-002*	WEB62240	-----	2974	-----	52034-01
16-1/2" x 7"	DAY03-120586-002	WEB68765	86356	2546C	-----	52327-11
16-1/2" x 7"	DAY03-122126-002	WEB68730	85130	3018A	-----	52327-10
16-1/2" x 7"	DAY03-122222-002	WEB67518	86141	2983C	-----	52230-10
16-1/2" x 7"	DAY03-123430-002	-----	-----	2997	-----	-----
12-1/4" x 7-1/2"	03-122963-002	WEB63617	-----	3174	-----	-----
12-1/4" x 7-1/2"	DAY03-122971-002	WEB63637	-----	3467	-----	-----
12-1/4" x 8"	03-122924-002	63650	-----	-----	-----	-----
12-1/4" x 8"	-----	WEB63634F	-----	-----	-----	-----
15" x 4"	03-122104-002	65514B	-----	3051A	-----	-----
15" x 4"	DAY03-122964-002	-----	-----	-----	-----	-----
15" x 4"	-----	67945B	MOT87945B	-----	-----	-----
15" x 4"	-----	66543	MOT88870BK	-----	-----	-----

*Replaces Trailmobile 7-4-240

1.)Centrifuse Drum

2.)Steelite X-30 Drums

3.5.3: TRACTOR DRUM APPLICATIONS & CROSSOVERS

MOTOR WHEEL

Drums with a 3 letter prefix are stocking parts

Brake Size	Dayton Number	Webb Number	Motor Wheel Number ¹	Gunitite Number	Dayton X-30 Number ²	Reyco Number
16-1/2" x 7"	03-120754-002	61708	87435	2517A	-----	51961-10
16-1/2" x 7"	DAY03-122009-002	WEB62997	-----	2997	-----	52890-11
16-1/2" x 7"	DAY03-122453-002	WEB66892	MOT87295B	3543	-----	52878-01
16-1/2" x 7"	DAY03-122455-002	68942	85790	3136A	-----	52647-11
16-1/2" x 7"	DAY03-122550-002	WEB66895B	MOT87156B	3141	DAY53-123565-002	52705-30
16-1/2" X 7"	DAY03-122600-002	68897	-----	8656	-----	51952-01
16-1/2" X 7"	DAY03-122603-002	68760	-----	2672	-----	-----
16-1/2" X 7"	DAY03-122683-002	68981	-----	3295A	-----	-----
16-1/2" X 7"	-----	WEB66865B	-----	-----	-----	-----
16-1/2" X 7"	-----	WEB66875	-----	-----	-----	-----
16-1/2" X 7"	DAY03-123365-002	WEB66864	-----	-----	-----	-----
16-1/2" X 8-5/8"	DAY03-122284-002	-----	87405	3295A	-----	51971-31
16-1/2" X 8-5/8"	DAY03-122513-002	66817	-----	-----	-----	-----
16-1/2" X 8-5/8"	DAY03-123406-002	-----	-----	-----	-----	-----
16-1/2" X 8-5/8"	03-123428-002	WEB66814	-----	-----	-----	-----
15" X 4"	DAY03-122575-002	64414	-----	3244	-----	53030-01
15" X 4"	DAY13-123254-002	-----	-----	-----	-----	-----
15" X 4"	DAY13-122506-002	-----	-----	-----	-----	-----

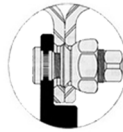
1.)Centrifuse Drum 2.)Steelite X-30 Drums

NOTE: Part numbers with a 3 digit prefix are stocking parts. All other parts may be special ordered.

3.6 Steel Disc Wheels

3.6.1: STUD PILOTED STEEL DISC WHEELS

ALSO REFERRED TO AS BALL SEAT MOUNT



3.6.1.1: STUD PILOTED TUBELESS 15° STEEL DISC WHEELS

Size	Accuride Number	Motor Wheel Number	Color	Mounting Holes	Hand Holes	Notes
17.5" x 6.00"	ACC28145PG	-----	Gray	6	2	Extra Service
17.5" x 6.50"	ACC28112PG	-----	Gray	10	2	Extra Service
17.5" x 8.25"	ACC28324PG	-----	Gray	10	2	Extra Service
22.5" x 7.50"	ACC27403PG	-----	Gray	10	2	Extra Service
22.5" x 8.25"	ACC27404PG	MOT87905G	Gray	10	2	Extra Service
22.5" x 8.25"	ACC27404PW	MOT87905E	White	10	2	Extra Service
22.5" x 8.25"	ACC27833CPW	-----	White	10	5	Extra Service
22.5" x 8.25"	ACC28549PG	-----	Gray	10	2	Heavy Load
22.5" x 9.00"	ACC28510PG	-----	Gray	10	2	Heavy Load
22.5" x 9.00"	ACC28510PW	-----	White	10	2	Heavy Load
24.5" x 8.25"	ACC27406PG	MOT87897G	Gray	10	2	Extra Service
24.5" x 8.25"	ACC27406PW	MOT87897E	White	10	2	Extra Service
24.5" x 8.25"	ACC28410PG	-----	Gray	10	2	Heavy Load
24.5" x 8.25"	ACC28410PW	-----	White	10	2	Heavy Load

3.6.1.2: STUD PILOTED TUBE TYPE 5° STEEL DISC WHEELS

Size	Accuride Number	Motor Wheel Number	Color	Mounting Holes	Hand Holes	Notes
20" x 8.00"	ACC25668-3	-----	Gray	10	5	-----

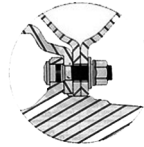
3.6.1.3: STUD PILOTED DUPLEX STEEL DISC WHEELS

Size	Accuride Number	Motor Wheel Number	Color	Mounting Holes	Hand Holes	Notes
22.5" x 12.25"	ACC28132	-----	Gray	10	2	-----
22.5" x 12.25"	ACC29218PG	-----	Gray	10	5	-----
22.5" x 13.00"	ACC28169PG	-----	Gray	10	2	-----

3: Wheels, Drums & Components

3.6.2: HUB PILOTED STEEL DISC WHEELS

ALSO REFERRED TO AS UNI-MOUNT

ACCURIDE
 CORPORATION

MOTOR WHEEL

3.6.2.1: HUB PILOTED TUBELESS STEEL DISC WHEELS

Size	Accuride Number	Motor Wheel Number	Color	Mounting Holes	Hand Holes	Notes
17.5" x 6.75"	ACC28656PG	-----	Gray	8	4	Extra Service
17.5" x 6.75"	ACC28656PW	-----	White	8	4	Extra Service
19.5" x 7.50"	ACC29195PW	-----	Gray	10	5	Extra Service
22.5" x 8.25"	-----	MOT88884G	Gray	8	4	Extra Service
22.5" x 8.25"	ACC28484PW	MOT88884E	White	8	4	Extra Service
22.5" x 8.25"	ACC28408PG	-----	Gray	10	2	Extra Service
22.5" x 8.25"	ACC28408PW	-----	White	10	2	Extra Service
22.5" x 8.25"	-----	MOT90541E	White	10	4	Extra Service
22.5" x 8.25"	ACC28487PW	-----	White	10	5	Extra Service
22.5" x 8.25"	ACC29001PG	-----	Gray	10	5	Extra Service
24.5" x 8.25"	-----	MOT88790E	White	8	4	Extra Service
24.5" x 8.25"	ACC28409PG	-----	Gray	10	2	Extra Service
24.5" x 8.25"	ACC28409PW	-----	White	10	2	Extra Service
24.5" x 8.25"	-----	MOT90542E	White	10	4	Extra Service
24.5" x 8.25"	ACC28827PW	-----	White	10	2	Heavy Duty

3.7 Steel Demountable Rims

3.7.1: STEEL TUBELESS DEMOUNTABLE RIMS



Size	Accuride Number	Motor Wheel Number	Color	Rim Offset	Maximum Load (lbs.)
17.5" x 6.75"	ACC31868175PG	-----	Gray	3.90"	4805 lbs.
17.5" x 8.25"	ACC31814175PG	-----	Gray	4.75"	6040 lbs.
22.5" x 7.5"	ACC30371225PG	-----	Gray	4.26"	6610 lbs.
22.5" x 7.5"	ACC30371225PW	-----	White	4.26"	6610 lbs.
22.5" x 8.25"	ACC30391225PG	MOT825225DVLG	Gray	4.75"	7300 lbs.
22.5" x 8.25"	ACC30391225PW	MOT825225DVLE	White	4.75"	7300 lbs.
22.5" x 8.25"	ACC32051PG	-----	Gray	4.75"	8,000 lbs.
24.5" x 8.25"	ACC30391245PG	MOT825245DVLG	Gray	4.75"	7300 lbs.
24.5" x 8.25"	ACC30391245PW	MOT825245DVLE	White	4.75"	7300 lbs.
22.5" x 9.00"	ACC32052PG	-----	Gray	5.00"	10,000 lbs.
22.5" x 9.00"	ACC32052PW	-----	White	5.00"	10,000 lbs.
22.5" x 12.25"	ACC31658PG	-----	Gray	0.38"	10,500 lbs.
22.5" x 12.25"	ACC31677PG	-----	-----	4.00"	9,270 lbs.

3.7.2: STEEL TUBE TYPE 3-PIECE DEMOUNTABLE RIMS

Size	Accuride Number	Color	Side Ring	Lock Ring	Maximum Load (lbs.)
20" x 7.0"	ACC240-5-1	Gray	-----	LR240-5	5430 lbs.
20" x 8.0"	ACC275-5-1	Gray	262D5SR	240D5LR	7600 lbs.
22" x 8.0"	ACC276-5-1	Gray	263D5SR	241D5LR	7600 lbs.
24" x 8.0"	ACC277-5-1	Gray	264D5SR	242D5LR	7600 lbs.
24" x 8.5"	ACC313-5-1	Gray	313D5SR	313D5LR	8900 lbs.


3.7.3: STEEL TUBE TYPE 2-PIECE DEMOUNTABLE RIMS

Size	Accuride Number	Color	Side Ring	Lock Ring	Maximum Load (lbs.)
20" x 7.5"	ACC262-FL2-1	Gray	ACC262FLSRPG	-----	5430 lbs.


3: Wheels, Drums & Components

3.8 Spacer Bands

3.8.1: STEEL SMOOTH SPACER BANDS

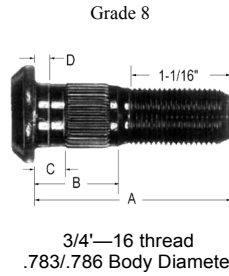
Size	Part Number	Figure
15" x 3-3/8"	LSASB3315K	
15" x 4"	LSASB4015K	
20" x 3-3/8"	LSASB3320K	
20" x 3-5/8"	LSASB3520K	
20" x 4"	LSASB4020K	
20" x 4-1/4"	LSASB4220K	
20" x 4-1/2"	LSASB4420K	
22" x 3-3/8"	LSASB3322K	
22" x 3-5/8"	LSASB3522K	
22" x 4"	LSASB4022K	
22" x 4-1/4"	LSASB4222K	
22" x 4-1/2"	LSASB4422K	
24" x 4"	LSASB4024K	

3.8.2: STEEL CORRUGATED SPACER BAND

Size	Part Number	Figure
20" x 3-5/8"	ACC14F144SBPG	
20" x 4"	ACC14F146SBPG	


3.9 Wheel Studs & Nuts


3.9.1: SERRATED WHEEL STUDS

Part Number	Type	A	B	C	D	Figure
DAY09-001910*	RH	2-5/8"	31/32"	1/8"	3/8"	 <p>Grade 8</p> <p>3/4—16 thread .783/.786 Body Diameter</p>
DAY09-001911*	LH					
EUCE-5756-R	RH	3-3/8"	2"	9/16"	5/16"	
EUCE-5756-L	LH					
EUCE-5757-R	RH	3-5/8"	2-14"	9/16"	5/16"	
EUCE-5757-L	LH					
EUCE-5765-R	RH	3-3/8"	2"	3/8"	3/16"	
EUCE-5765-L	LH					
EUCE-5766-R	RH	3-7/8"	2-1/2"	9/16"	5/16"	
EUCE-5766-L	LH					
BWPM-1176**	RH	3-1/4"	7/8"	7/32"	-----	
BWPM-1177**	LH					


* .890 Body Diameter

** .900 Body Diameter


Part Number	Type	A	B	C	Figure
EUCE-4966-R	RH	2-5/8"	1-1/4"	5/16"	 <p>Grade 8</p> <p>3/4—16 thread .783/.786 Body Diameter</p>
EUCE-4966-L	LH				
EUCE-4968-R	RH	2-7/8"	1-1/2"	1/2"	
EUCE-4968-L	LH				
EUCE-4969-R	RH	3-1/8"	1-3/4"	9/16"	
EUCE-4969-L	LH				

Part Number	Body Diameter	A	B	C	D	Figure
DAY09-861901	A=.770"/.773"	2-7/8"	1-1/2"	1-3/16"	1/2"	
DAY09-861902	B=.770"/.773"					
DAY09-001326	A=.777"/.780"	3-27/32"	2-11/32"	1-9/32"	1/2"	
DAY09-001327	B=.783"/.786"					

3.9.2: METRIC CLIPPED HEAD STUDS


Part Number	Thread	A	B	C	Figure
EUCE-5994	.980"/.983"	3-1/4"	43/64"	2-1/2"	 <p>Grade 10.9*</p> <p>M22 x 1.5 thread</p>
EUCE-6001A	.908"/.912"	4-31/32"	1-19/64"	3-1/4"	
EUCE-6029	.908"/.912"	4-3/8"	1-19/64"	2-1/2"	
EUCE-6030	.908"/.912"	5-1/4"	1-19/64"	3-11/32"	
*Metric equivalent to Grade 8					

3.9.3: STUDS FOR SPOKE WHEELS

Part Number	Thread	A	B	C	Figure
EUCE-4958	5/8"—11	2-3/4"	7/8"	1-11/16"	 <p>Grade 8</p>
MWP7530	3/4"—10	2-7/8"	1"	1-11/16"	

3.10 Inner Cap Nuts for Mounting Dual Wheels


3.10.1: INNER CAP NUTS FOR MOUNTING STUD PILOTED DUAL STEEL WHEELS

Part Number	Type	Outer Thread	Inner Thread	Length	Figure
MWP10708**	RH	1-1/8"—16	3/4"—16	2-7/32"	 Grade 8
MWP10708Z*					
MWP10709**	LH	1-1/8"—16	3/4"—16	2-7/32"	
MWP10709Z*					
NUT35100031	RH	1-1/8"—16	3/4"—16	2-7/32"	
NUT35100033	LH				

*denotes clear finish **denotes yellow finish

3.11 Outer Cap Nuts for Mounting Stud Piloted Disc Wheels


3.11.1: OUTER CAP NUTS FOR MOUNTING STUD PILOTED DUAL STEEL OR ALUMINUM WHEELS

Part Number	Type	Thread	Hex	Height	Figure
MWP37891**	RH	1-1/8"—16	1-1/2"	7/8"	
MWP37891Z*	RH				
MWP37892**	LH	1-1/8"—16	1-1/2"	7/8"	
NUT35100032	RH	1-1/8"—16	1-1/2"	7/8"	
NUT35100034	LH				

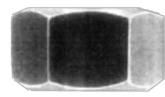
*denotes clear finish **denotes yellow finish

3.12 Miscellaneous Wheel Nuts & Clamps


3.12.1: METRIC NUTS

Part Number	Thread	Hex	Height	Figure
MWP888	M22 x 1.5	38 mm (1-1/2")	28.5 mm (1-1/8")	
MWP2156	M22 x 1.5	33 mm (1-5/16")	31 mm (1-7/32")	
DAY08-205578	M22 x 1.5	33 mm (1-5/16")	31 mm (1-7/32")	

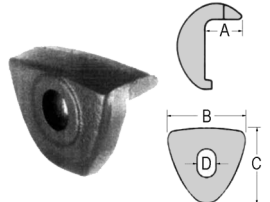
3.12.2: RIM NUTS FOR SPOKE WHEELS

Part Number	Thread	Hex	Description	Figure
EUCE-4962	5/8"—11	1-1/16"	Flat Face 2 Sides	
MWP40	3/4"—10	1-1/4"		
MWP75	3/4"—10	1-1/4"		

3.12.3: BACK NUTS

Part Number	Thread	Hex	Height	Figure
NUT5-30A	3/4"—16	1-1/8"	21/32"	
NUT5-32A	7/8"—14	1-1/4"	49/64"	

3.12.4: RIM CLAMPS


Part Number	A	B	C	D	Spacer Width	Figure
FRUACE9120-1	1-3/4"	2-7/8"	3/4"	3-3/8"	3-3/8"	
MWP612						
FRUACE9121-1	1-1/8"	2-7/8"	2-1/2"	3/4"	4"	
MWP608						

3: Wheels, Drums & Components

3.13 Valve Stems & Accessories


3.13.1: TUBELESS VALVE STEMS FOR STEEL WHEELS

Straight Clamp-in Valve, for use in one piece stud drop center rims and wheels with 5/8" diameter side mount holes. Complete with all fittings, valve caps and valve core.

Part Number	Haltec Part Number	TR Number	Effective Length	Figure
SCH501-10	HALTV501	501	1-1/2"	
SCH570	-----	570	3-1/8"	
SCH571	HALTV571	571	3-3/8"	
SCH572	HALTV572	572	3-3/4"	
SCH573	HALTV573	573	4-3/8"	
SCH574-100	-----	574	5"	

3.13.2: TUBELESS VALVE STEM FOR ALUMINUM WHEELS 9.7CM VALVE HOLE

Tubeless Single Bend Clamp-in Valve, for use with 9.7cm (.328") rim hole in aluminum disc wheels. Complete with all fittings, valve cap and valve stem.

Part Number	Haltec Part Number	TR Number	Bend	Effective Length	Figure
SCH545D	HALTV545D	543D	60°	2.31"	
SCH543E	-----	543E	75°	2.31"	

3.13.3: MISCELLANEOUS VALVE STEM PARTS

Valve Cores	Metal Valves	Metal Double Seal Cap	O-Rings
 1. SCH5405V Commercial Application 2. SCH8500TV/8500-167 General purpose 3. HALVC-1 General purpose	 1. SCH7572V Nickel-plated 2. SCH7572B Black finish	 1. HALDS-1 allows for inflation w/out removing cap	 1. SCH543-3 TR540 series
Grommets			
 1. SCH509-3 TR509/TR510 series 2. SCH595-3/595-0025 TR570 series			

3.13.4: SCHRADER VALVE ACCESSORIES

Tire Valve Repair Tool



1. SCH3522/3522-003 4-1 Tool

Metal Valve Extension



1. SCH7382 5-1/16" Length
2. SCH7383 6-1/16"

Tire Tread Depth Guide



1. SCH599

Dual Foot Truck Tire Gauges,
hang up ring 6" extension calibrated from
10-130 P.S.I. in 2 lb. increments.



1. SCH1250A-D 12" Straight dual-foot in blister pack
2. SCH1250A 12" Straight dual-foot



1. SCH7188-7102 Straight

3.13.5: DUAL TIRE PRESSURE EQUALIZER

Air flows freely between dual tires to maintain
equal inflation:

- *Increases fuel mileage
- *Improves traction
- *Decreases tire maintenance & downtime
- *No valve core removal necessary
- *Extends tread life
- *Reduces risk of blow-outs



1. SCH1125 Visualizer II

3: Wheels, Drums & Components

4.1: Dana/Eaton Axles	2
4.2: Meritor Axles	3
4.3: Pro-Par Breakdown	6
4.4: Brake Shoes & Linings	7
4.5: Brake Kits & Components	9
4.6: Camshafts	11
4.7: Cam Kits, Components, & Brackets	15
4.8: Slack Adjusters & Components	17
4.9: Axles Nuts & Components	21
4.10: Miscellaneous Axle Components	22

4.1 Dana/Eaton Axles

4.1.1: DANA/EATON AXLES



Picture for reference only

Part Number	Track Length	Bearing Combination*	28 Spline Cam Length	Brake Size	Slack Adjuster	Air Chambers	ABS	Notes
DAND22AX5031314	71-1/2"	Standard	20-5/8"	16-1/2" x 7"	No	No	Yes	
DAND22AX603-1275	71-1/2"	Standard	23-3/4"	16-1/2" x 7"	No	No	No	
DAND22AX501A1368	71-1/2"	Standard	23-3/4"	16-1/2" x 7"	Manual	30/30	Yes	Note 1
D22AX503370	77-1/2"	Standard	20-5/8"	16-1/2" x 8-5/8"	No	No	No	
EATEST225P-315667	77-1/2"	Pro-Par	23-3/8"	16-1/2" x 7"	No	No	No	
D22AX501A1364	80"	Standard	23-3/8"	12-1/4" x 7"	Auto	30	No	Note 1

*Standard=HM212049/HM218210
Pro-Par=HM518445/HM518410

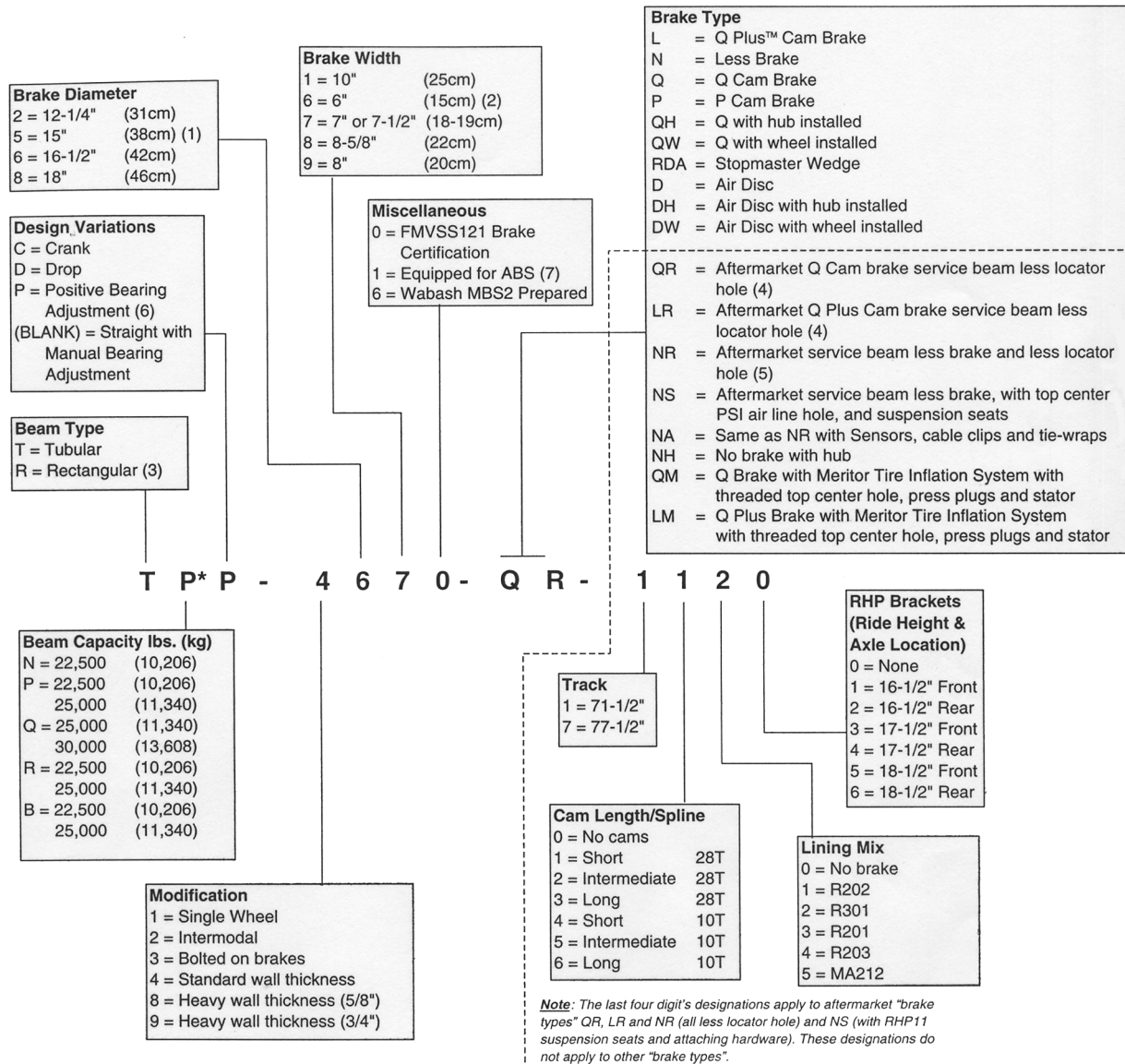
Note 1: complete with stud piloted hubs & drums
Note 2: complete with hub piloted hubs & drums

4.2 Meritor Axles



MERITOR

4.2.1: AFTERMARKET IDENTIFICATION CHART



- (1) Drum or rotor
- (2) Denotes brake shoe width or pad size
- (3) Service beam only
- (4) Equipped with brake shoes and camshafts
- (5) Equipped with camshafts but no brake shoes
- (6) Not available in crank or drop center axles
- (7) Used on all NS axles

* Bearings

- N = HM218248 / HM212049
 P = HM518445 / HM518445
 Q = HM218248 / HM212049
 R = 594A / 580
 B = Unitized hub and bearings


4.2.2: MERITOR AXLE BEAMS



Part Number	Track Length	Bearing Combination Inner/Outer	Rating	Cam Length	Brake Size	ABS	Special Features
MTRTK-4670-NR-1600	71-1/2"	663/HM212049	22,500	24.14"	16-1/2" x 7"	Yes	
MTRTQ-4271-NR-1300	71-1/2"	HM212049/HM218210	25,000	23.30"	12-1/4" x 7-1/2"	Yes	
MTRTQ-4681-NR-7300	77-1/2"	HM212049/HM218210	25,000	24.14"	16-1/2" x 8-5/8"	Yes	
MTRWP-4671-NS-7101	77-1/2"	HM518445/HM518410	22,500	24.14" 28T	16-1/2" x 7"	Yes	RHP11 front axle
MTRWP-4671-NS-7102	77-1/2"	HM518445/HM518410	22,500	24.14" 28T	16-1/2" x 7"	Yes	RHP11 rear axle
MTRWP-8671-NS-7101	77-1/2"	HM518445/HM518410	25,000	24.14" 28T	16-1/2" x 7"	Yes	RHP11 front axle
MTRWP-8671-NS-7102	77-1/2"	HM518445/HM518410	25,000	24.14" 28T	16-1/2" x 7"	Yes	RHP11 rear axle

4.2.3: MERITOR AXLES WITH CAM SHAFTS & BRAKE SHOES

4.2.3.1: MERITOR AXLES WITH STANDARD HM BEARING COMBINATIONS



5" Round Axles with brake shoes

Part Number	Track Length	Bearing Combo Inner/Outer	Rating	Cam Length 28 Spline	Brake Size	ABS	Special Features
MTRTN-4671-QR-1150	71-1/2"	HM212049/HM218210	22,500	17.38"	16-1/2" x 7" Q	Yes	MA212 Lining
MTRTN-4671-QR-1250	71-1/2"	HM212049/HM218210	22,500	20.47"	16-1/2" x 7" Q	Yes	MA212 Lining
MTRTN-4671-QR-7150	77-1/2"	HM212049/HM218210	22,500	17.38"	16-1/2" x 7" Q	Yes	MA212 Lining
MTRTN-4671-QR-7250	77-1/2"	HM212049/HM218210	22,500	20.47"	16-1/2" x 7" Q	Yes	MA212 Lining
MTRTQ-4671-QR-1250	71-1/2"	HM212049/HM218210	25,000	20.47"	16-1/2" x 7" Q	Yes	MA212 Lining
MTRTQ-4671-QR-1350	71-1/2"	HM212049/HM218210	25,000	24.14"	16-1/2" x 7" Q	Yes	MA212 Lining
MTRTQ-4671-LR-7150	77-1/2"	HM212049/HM218210	25,000	17.38"	16-1/2" x 7" Q+	Yes	MA212 Lining
MTRTQ-4671-QR-7350	77-1/2"	HM212049/HM218210	25,000	24.14"	16-1/2" x 7" Q	Yes	MA212 Lining

4.2.3.2: MERITOR AXLES WITH PRO-PAR HM BEARING COMBINATIONS

Part Number	Track Length	Bearing Combination Inner/Outer	Rating	Cam Length 28 Spline	Brake Size	ABS	Special Features
MTRTP-4671-QR-1150	71-1/2"	HM518445/HM518410	22,500	17.38"	16-1/2" x 7" Q	Yes	MA212 Lining
MTRTP-4671-QR-7150	77-1/2"	HM518445/HM518410	22,500	17.38"	16-1/2" x 7" Q	Yes	MA212 Lining
MTRTP-4671-LR-7150	77-1/2"	HM518445/HM518410	22,500	17.38"	16-1/2" x 7" Q+	Yes	MA212 Lining
MTRTP-8671-QR-1350	71-1/2"	HM518445/HM518410	25,000	24.14"	16-1/2" x 7" Q	Yes	MA212 Lining
MTRTP-8671-QR-7350	77-1/2"	HM518445/HM518410	25,000	24.14"	16-1/2" x 7"	Yes	MA212 Lining
MTRTP-8671-LR-7350	77-1/2"	HM518445/HM518410	25,000	24.14"	16-1/2" x 7" Q+	Yes	MA212 Lining

4.2.4: MERITOR AXLES COMPLETE WITH HUB PILOTED HUBS & DRUMS

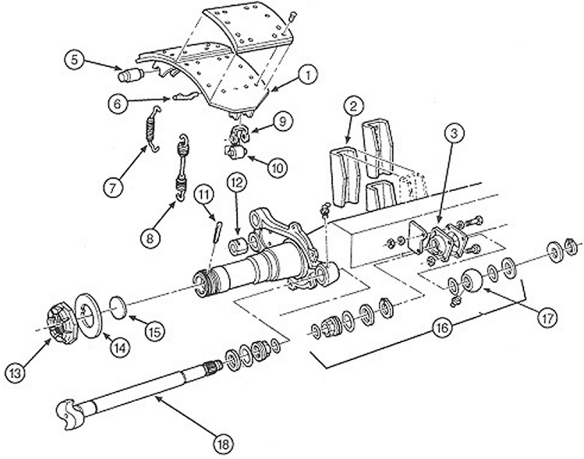

Part Number	Track Length	Bearing Combination Inner/Outer	Rating	Cam Length 28 Spline	Brake Size	Slack Adjuster	Air Chambers	ABS
MTR32404225	71-1/2"	HM212049/HM218210	25,000	20.47"	16-1/2" x 7"Q	Auto	30/30	No
MTR32404245	71-1/2"	HM212049/HM218210	22,500	24.14"	16-1/2" x 7" Q	Auto	30/30	No*
MTR32404220	71-1/2"	HM212049/HM218210	25,000	24.14"	16-1/2' x 7" Q	Auto	30/30	Yes
MTR32404236	77-1/2"	HM212049/HM218210	25,000	24.14"	16-1/2" x 7" Q	Auto	30/30	Yes
MTR32404216	77-1/2"	HM212049/HM218210	25,000	24.14"	16-1/2" x 7" Q	Auto	30/30	No
AXL7-1	77-1/2"	HM212049/HM218210	25,000	17.38"	16-1/2" x 7"	Auto	30/30	Yes*

* Long studs for aluminum wheel mounting

4.3 Pro-Par Breakdown

4.3.1: PRO-PAR AXLES WITH BRAKE SHOES BREAKDOWN

4.3.1.1: DETAIL OF A PRO-PAR 5" SQUARE AXLE WITH BRAKES HM518445 & HM518410 BEARING COMBINATION

Item Number	Part Number	Description	Figure
1	FRUACF3379-1	XEM Unlined shoe	<p style="text-align: center;">For reference only</p>  <p style="text-align: center;">For reference only</p>
	MTRSF5554515F3	XEM Lined shoe assembly	
2	FRUACF6608-2	Brake chamber bracket	
3	FRUACF4024-900	Cam bracket kit	
5	FRUACF3378-1	Brake anchor pin	
6	FRU583015	Return spring pin	
7	FRUACF3079-1	Anchor pin spring	
8	FRUACF6414-1	HD return spring	
9	FRUACF1328-1	Roller Retainer	
10	FRU330733	Brake shoe roller	
11	FRUAXA0409-PK1	Cotter pin	
12	FRUAXA0068	Anchor pin bushing	
13	FRUACE8510-1	Axle nut	
14	FRUAXA0408-1	Metal axle plug	
15	FRUACD7180-1	Axle washer	
16	FRUAXA0420-900	Cam bushing kit	
17	FRUACD2285-900	37 SPL slack adjuster	
18	FRUAPA1283-1	37 SPL camshaft std LH	
	FRUAPA1283-2	37 SPL camshaft std RH	
	FRUAPA1283-3	37 SPL camshaft long LH	
	FRUAPA1283-4	37 SPL camshaft long RH	



martec
international

Martec International has made every attempt to publish this parts catalog as error-free as possible. In the event that you discover an error, please fax the correction to the Martec Parts Marketing Department at:

1-908-756-2575

Thank you.

4: Axles & Components





4.4 Brake Shoes & Linings

4.4.1: AXLE BRAKE SHOES LINED (NEW)

Part Number	Brake Size	Type Shoe	Lining	Figure
MTRR717031	16-1/2" x 7"	Rockwell Q	ABEX 685	
MTRR717021	16-1/2" x 7"	Rockwell Q	ABEX 6008	
MTRSMG14515Q	16-1/2" x 7"	Rockwell Q	Meritor MG1	
MTRSF5554515Q	16-1/2" x 7"	Rockwell Q	FRAS-LE 555	
MTRSMG14707QP	16-1/2" x 7"	Rockwell Q+	Meritor MG1	
MTRR717011	16-1/2" x 7"	Fruehauf XEM3	ABEX 683	
MTRR717014	16-1/2" x 7"	Fruehauf XEM3	ABEX 6008	
MTRSF5554515F3	16-1/2" x 7"	Fruehauf XEM3	FRAS-LE 550	
MTRSMG14515F	16-1/2" x 7"	Fruehauf XEM3	Meritor MG1	
FRUACF4854-8	16-1/2" x 7"	Fruehauf XEM3	OEM Grade	
MTRSMG14311E	16-1/2" x 7"	Eaton	Meritor MG1	
MTRR717012	16-1/2" x 7"	Eaton	ABEX 685	
MTRSMG14709ES	16-1/2" x 7"	"ES"	Meritor MG1	
FRUACF4855-9	16-1/2" x 8-5/8"	LH Fruehauf	OEM GRADE	
FRUACF4855-10	16-1/2" x 8-5/8"	RH Fruehauf	OEM GRADE	
FRUACF4856-1	12-1/4" x 8"	Fruehauf	OEM GRADE	













4.4.2: AXLE BRAKE & HARDWARE KITS (NEW)

All Kits Include 2 New Lined Shoes and a Brake Hardware Kit.





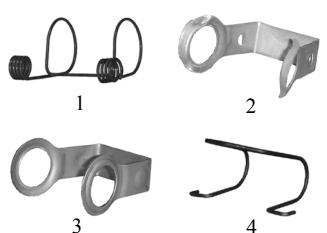



Part Number	Brake Size	Type Shoe	Lining	Figure
MTRKMG14515Q	16-1/2" x 7"	Q	Meritor MG1	
MTRKSR3014515Q	16-1/2" x 7"	Q	Meritor R301	
MTRKR717031	16-1/2" x 7"	Q		
EAT825651	16-1/2" x 7"	Q+	OE Grade	
MTRKMG14515F	16-1/2" x 7"	XEM3	Meritor MG1	
MTRKSR3014515QF4	16-1/2" x 7"	XEM3	Meritor R301	
MTRKIT7521AFF	16-1/2" x 7"	XEM3	OE Grade	
MTRKMG14311E	16-1/2" x 7"	Eaton	Meritor MG1	

4.5 Brake Kits & Components

4.5.1: BRAKE KITS

<p>16-1/2" Pro-Par XEM3</p> 	<p>16-1/2" Pro-Par XEM</p> 	<p>16-1/2" Pro-Par XEM</p> 
<p>1. BRK1-1</p>	<p>1. BRK1-2 Minor kit</p>	<p>1. BRK1-3</p>
<p>Pro-Par "Nonxem" Kit</p> 	<p>16-1/2" Early Model Fruehauf</p> 	<p>12-1/4" Pro-Par XEM</p> 
<p>1. BRK1-4</p>	<p>1. BRK1-5</p>	<p>1. BRK1-6</p>
<p>16-1/2" Rockwell Q</p> 	<p>16-1/2" Rockwell Q</p> 	<p>Universal "P" Style Replacement Kit</p> 
<p>1. BRK1-7 2. MTRKIT8000</p>	<p>1. BRK1-8 Minor kit</p>	<p>1. BRK1-9</p>
<p>16-1/2" Rockwell P</p> 	<p>16-1/2" EATON Single Pin</p> 	<p>16-1/2" Rockwell Q+</p> 
<p>1. BRK1-10</p>	<p>1. BRK1-11</p>	<p>1. MTRKIT8000HD</p>

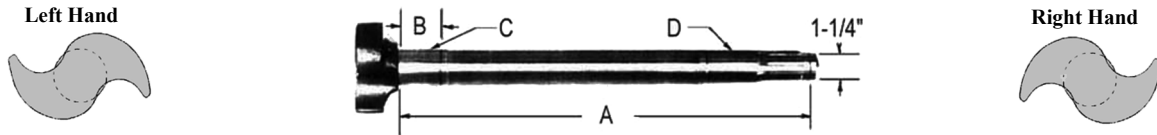
4.5.2: BRAKE HARDWARE

Part Number	Description	Size	Figure
FRUACF2668-X	Anchor Pin 1	2-1/2" x 7/8"	
FRUACF3378-1	Anchor Pin 2	2-7/16" x OD 1-1/4"; ID 1"	
MTR1259N274	Anchor Pin 3	2-1/4" x OD 1-1/4"; ID 1"	
MTR1259N274	Anchor Pin 3	2-1/4" x OD 1-1/4"; ID 1"	
WSH2-135	Anchor Pin Washer	OD=3/8"; ID=13/32"	
EAT125012	Lock Ring	OD 1-9/16"; ID 1-3/8"	
FRU219160	Snap Ring	OD 1-11/16"; ID 1-3/8"	
MTR1229X1116	Snap Ring	OD 1-3/8"; ID 1-3/16"	
EAT808058	Roller Retainer 1	1-1/4"	
FRUACD2233-1	Roller Retainer 2	2"	
FRUACF1328-1	Roller Retainer 3	2"	
FRU330734	Roller Retainer 4	1-1/4"	
FRUACE9911-1	Return Spring	dia. .162" OD 1-1/8" length 8-3/8"	
SIRB349	Return Spring	dia. .192" OD 1-1/4" length 8-3/8"	
MTR2258Q615	Retaining Spring	5-1/2"	
FRU330733	Roller	2-1/4" x OD 1-3/8"; ID 1"	

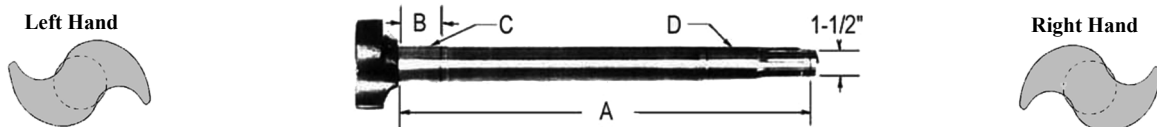
4: Axles & Components

4.6 Camshafts

4.6.1: 10 SPLINE CAMSHAFTS

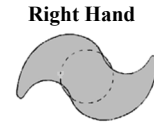

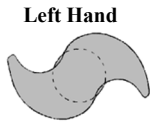


Part Number	Style	Replaces	A	B	C	D
SIRC689R	RH	L224 E684 2210-T-2490	21-3/32"	2-7/32"	1-1/2"	1-1/2"
SIRC688L	LH	L225 E685 2210-U-2491				
SIRC094R	RH	L581 E1094	23-7/16"	2-7/32"	1-1/2"	1-1/2"
SIRC095L	LH	L580 E1095				
SIRC884L	RH	L2949 E4884	22-7/8"	2-7/32"	1-1/2"	1-1/2"
SIRC885R	LH	L2948 E4885				
SIRC693L	LH	E2693 EATON125034	19-1/2"	2-7/32"	1-5/8"	1-1/2"
SIRC694R	RH	E2694 EATON125035				
SIRC720R	RH	E4720 EATON125030	23-3/4"	2-7/32"	1-5/8"	1-1/2"
SIRC721L	LH	E4721 EATON125031				
SIRC424R	RH	L173 E1424 2210-M-2483	20-3/8"	2-7/32"	1-5/8"	1-1/2"
SIRC425L	LH	L174 E1425 2210-N-2484				
DAEE2107	LH	L1627 E2107 M551L	20-3/8"	2-5/16"	1-5/8"	1-1/2"
DAEE2108	RH	L1628 E2108 M557R				
SIRC773R	RH	L1204 E1773 2210-K-3027	11-1/4"	1-3/4"	1-1/2"	1-1/2"
SIRC774L	LH	L1205 E1774 2210-L-3028				
SIRC147R	RH	L507 E1147	11-1/2"	1-3/4"	1-1/2"	1-1/2"
SIRC148L	LH	L508 E1148				
SIRC775R	RH	L1202 E1775 EATON70307	11-13/16"	1-9/16"	1-1/2"	1-1/2"
SIRC776L	LH	L1203 E1776 EATON70306				
SIRC422R	RH	L733 E1422 (Dana 12-1/4")	23-1/4"	2-21/32"	2-7/32"	1-1/2"
SIRC423L	LH	L734 E1423 (Dana 12-1/4")				
MTR2210E5413	RH	2210-E-5413	20-1/2"	1-45/64"	1-1/2"	1-1/2"
MTR2210F5414	LH	2210-F-5414				

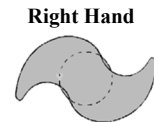
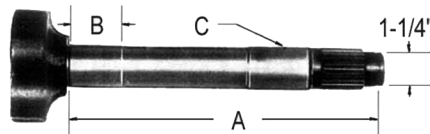
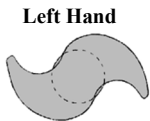


Part Number	Style	Replaces	A	B	C	D
DAEE6094	RH	M12WKR-10-233	23-1/8"	2-1/4"	1/2"	1-3/8"
DAEE6093	LH	M12WKL-10-233				

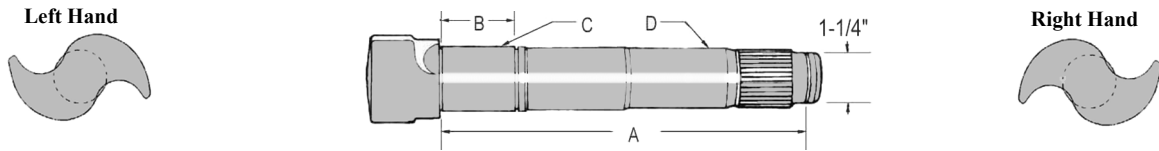
4.6.2: 28 SPLINE CAMSHAFTS



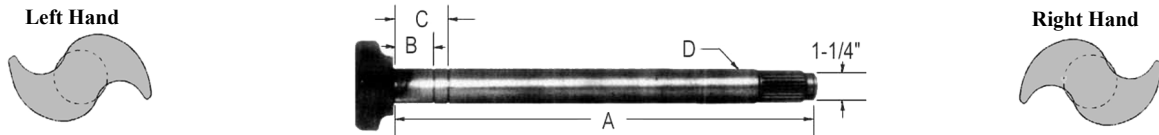
Part Number	Style	Replaces	A	B	C	D
SIRC441L	LH	2210-M-4329 E2441	17-3/8"	1-11/16"	1-5/8"	1-1/2"
SIRC442R	RH	2210-M-4328 E2442				
SIRC243L	LH	2210-R-4334 E2443	20-13/32"	1-11/16"	1-5/8"	1-1/2"
SIRC244L	RH	2210-Q-4333 E2444				
SIRC245L	LH	2210-P-4332 E2445 L1658	24-1/8"	1-11/16"	1-5/8"	1-1/2"
SIRC246R	RH	2210-N-4330 E2446 L1657				
SIRC844L	LH	E3854 M16WR105-17	20-3/8"	2-7/32"	1-5/8"	1-1/2"
SIRC855R	RH	E3855 M16WR104-17				
SIRC856L	LH	E3856 M16WR105-25	23-7/16"	2-7/32"	1-5/8"	1-1/2"
SIRC857R	RH	E3857 MNWR104-225				
SIRC935L	LH	E9735 L3289 M16WKL25-236	23-9/16"	2-7/32"	1-5/8"	1-1/2"
SIRC936R	RH	E9736 L3288 M16WKR25-236				




Part Number	Style	Replaces	A	B	C
SIRC349L	LH	2210-V-5326 E3349 L2341	11-9/32"	1-3/4"	1-1/2"
SIRC350R	RH	2210-U-5325 E3350 L2340			
SIRC351L	LH	2210-B-5332 E3352 L2339	11-1/2"	1-3/4"	1-1/2"
SIRC352R	RH	2210-A-5331 E3352 L2338			
SIRC728R	RH	2210-K-5341 E4728 L2882	13-1/32"	1-3/4"	1-1/2"
SIRC729L	LH	2210-L-5342 E4729 L2883			
SIRC730R	RH	2210-C-5330 E4730 L2884	13-9/32"	1-3/4"	1-1/2"
SIRC731L	LH	2210-D-5334 E4731 L2885			
SIRC732R	RH	2210-M-5395 E4722 L2888	13-17/32"	1-3/4"	1-1/2"
SIRC733L	LH	2210-N-539L E4733 L2889			

28 SPLINE CAMSHAFTS continued


Part Number	Style	Replaces	A	B	C	D
MTR2210B6866	RH	Q+	17-3/8"	1-1/2"	1.62"	1-1/2"
MTR2210C6867	LH	Q+				
MTR2210F6870	RH	Q+	20-15/32"	1-1/2"	1.62"	1-1/2"
MTR2210G6871	LH	Q+				
MTR2210D6868	RH	Q+	24-9/16"	1-1/2"	1.62"	1-1/2"
MTR2210E6869	LH	Q+				

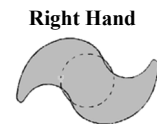
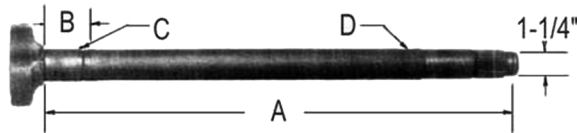
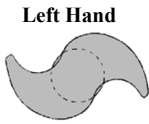


Part Number	Style	Replaces	A	B	C	D
SIRC526L	LH	M16WKL20-23R	23-3/4"	1-5/8"	2-7/32"	1-1/2"
SIRC527R	RH	M16WKR20-23L				



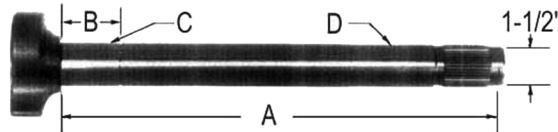
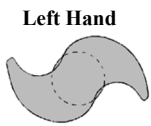
Part Number	Style	Replaces	A	B	C	D
SIRC081L	LH	2210-X-6576 E6081	24-1/8"	2-5/64"	1-5/8"	1-1/2"
SIRC082R	RH	2210-W-6575 E6082				

28 SPLINE CAMSHAFTS CONTINUED



Part Number	Style	Replaces	A	B	C	D
SIRC890L	LH	M16WK104-23 E6884	22-7/8"	1-5/8"	2-7/32"	1-1/2"
SIRC891R	RH	M16WK105-23 E6885				









4.6.3: 37 SPLINE CAMSHAFTS










Part Number	Style	Replaces	A	B	C	D
FRUAPA1283-1	LH	E1563	16-1/8"	2-5/32"	1-5/8"	1-19/32"
FRUAPA1283-2	RH	E1564				
FRUAPA1283-3	LH	E2099	21-1/8"	2-5/32"	1-5/8"	1-19/32"
FRUAPA1283-4	RH	E2100				
FRUAXA0420-5	LH	E3861	23-7/8"	2-7/32"	1-5/8"	1-19/32"
FRUAXA0420-6	RH	E3862				
FRUACD2193-PK1	RH	E1584	16-1/8"	2-5/32"	1-5/8"	1-19/32"
FRUACD2193-PK2	LH	E1585				
FRUACD2193-PK5	RH	E4891	21-3/16"	2-5/32"	1-5/8"	1-19/32"
FRUACD2193-PK6	LH	E4890				

4.7 Cam Kits, Components & Brackets





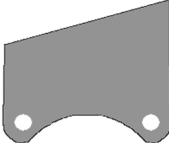



4.7.1: CAM KITS

 <p>For Pro-Par Axles 12-1/4" & 16-1/2" Brakes</p> <p>1. FRUAXA0420-900 Pro-Par 1 kit per axle</p>	 <p>1. DANM16KY202 Dana 1 kit per axle</p>
 <p>1. MTRKIT8048 Rockwell Q 1-5/8" camshaft 1 kit per axle</p>	 <p>1. MTRKIT8069 Rockwell Q 2 kits per axle</p>
 <p>1. MTRKIT8078 Rockwell Q 2 kits per axle</p>	 <p>1. MTRKIT8289 Rockwell Q fabricated spiders 2 kits per axle</p>
 <p>1. MTRKIT969 Rockwell P 1-1/2" camshaft 1 kit per axle</p>	 <p>1. MTRKIT970 Rockwell P 1-5/8" camshaft 1 kit per axle</p>

4.7.2: CAMSHAFT COMPONENTS

 <p>1. FRUACA3265-PKG White bushing 2. FRUACA3266-PKG Yellow bushing</p>	 <p>1. FRUAXA0413-900 Bushing kit 2 per kit</p>	 <p>1. FRUACD2285-900 Bushing</p>
 <p>1. FRUAXA0417-1 Bearing washer</p>	 <p>1. FRUAXA0418-1 Retainer Ring</p>	 <p>1. FRU219157 Support retainer</p>
 <p>1. FRU515147 Spider bushing</p>		

4.7.3: CAMSHAFT BRACKETS


 <p>1. FRUACF4021-1</p>	 <p>1. FRUACF9462-1 w/zerk fitting</p>	 <p>1. FRUACF9463-1</p>
 <p>1. FRUACF4023-1 For round axle</p>	 <p>1. FRUACF4024-1 For 16-1/2" brakes</p>	 <p>1. FRUACF4024-2 For 12-1/4" brakes</p>
 <p>1. MTRA-3299T5844</p>	 <p>1. EAT1002252 Cam support</p>	

4: Axles & Components


4.8 Slack Adjusters & Components

4.8.1: MANUAL SLACK ADJUSTERS


4.8.1.1: 10 SPLINE—1-1/2"

Part Number	Description	Figure
BEN278323	5", 6" & 7" Holes	
FRUACF6404-903		
BEN278326	5.5" & 6.5" Holes	
FRUACF6404-906		
FRUACF6404-6	5.5" Hole	






4.8.1.2: 28 SPLINE—1-1/2"

Part Number	Description	Figure
BEN286965	5", 6" & 7" Holes	
FRUACF6404-902		
MIDKN44051		
BEN288753	5.5" & 6.5" Holes	
FRUACF6404-905		

4.8.1.3: 37 SPLINE—1-5/8"

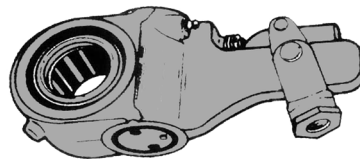
Part Number	Description	Figure
BEN283411	6" Hole	
FRUACF6404-1		
FRUACF6404-901	5", 6" & 7" Holes	
FRUACF6404-4	5-1/2" Hole	

4.8.1.4: MANUAL SLACK ADJUSTER COMPONENTS

 Fabricated	 Cast	
1. MID19105 1/2" Clevis kit	1. MIDKN36470 A = 1/2" Clevis kit 2. ANC9999044 A = 1/2" Clevis kit 3. MIDKN36480 A = 5/8" Clevis kit	1. PIN2-1 1/2" Clevis & cotter pin 2. MID19102 5/8" Clevis & cotter pin
		
1. MID19100 1/2" Clevis pin 2. MID19102 5/8" Clevis pin	1. PIN1-1 .12" x 1" Cotter pin	

4.8.2: AUTOMATIC SLACK ADJUSTERS

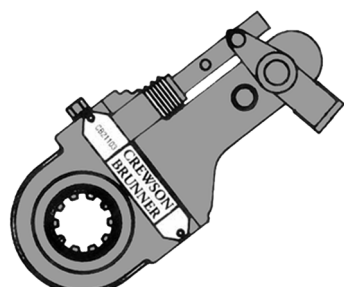
4.8.2.1: PRO-PAR AUTOMATIC SLACK ADJUSTERS

Part Number	Spline	Description	Figure
FRUACF6842-905	10	1-5/8", 6" Arm	
FRUACF6842-906	10	1-5/8", 5.5" Arm	
FRUACF6842-907	28	1-5/8", 6" Arm	
FRUACF6842-908	28	1-5/8", 5.5" Arm	
FRUACF8184-1	37	1-5/8", 6" Arm	
FRUACF8184-2	37	1-5/8", 5.5" Arm	

**CREWSON
BRUNNER**

4.8.2.2: CREWSON BRUNNER AUTOMATIC SLACK ADJUSTERS


**CREWSON
BRUNNER**

Part Number	Spline	Description	Figure
BRUCB21102	10	1-1/2", 5.5" & 6.5" Arm	
BRUCB21103	10	1-1/2", 5" & 6" Arm	
BRUCB24100	10	1-1/4", 5.5" Arm	
BRUCB25100	24	1-1/4", 5.5" Arm	
BRUCB22103	28	1-1/2", 5" & 6" Arm	
BRUCB22102	28	1-1/2", 5.5" & 6.5" Arm	
BRUCB23106	37	1-5/8", 6" Arm	
BRUCB23102	37	1-5/8", 5.5" & 6.5" Arm	

GUNITE[®]
CORPORATION

4.8.2.3: GUNITE AUTOMATIC SLACK ADJUSTER


GUNITE[®]
CORPORATION

Part Number	Spline	Description	Figure
FRUACF4205-810	10	1-1/2", 6" Arm	
FRUACF4205-910	10	1-1/2", 5.5" Arm	
FRUACF4205-828	28	1-1/2", 6" Arm	
FRUACF4205-928	28	1-1/2", 5.5" Arm	
FRUACF4205-837	37	1-5/8", 6" Arm	
FRUACF4205-937	37	1-5/8", 5.5" Arm	

Bendix


4.8.2.4: BENDIX AUTOMATIC SLACK ADJUSTER

Bendix


Part Number	Spline	Description	Figure
BEN065174	28	1-1/2", 5.5" Arm	
BEN065176	28	1-1/2", 6" Arm	
BEN065247	28	1-1/2", 5.5" Arm	

4: Axles & Components





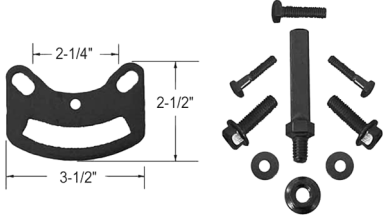
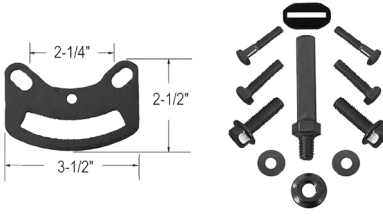


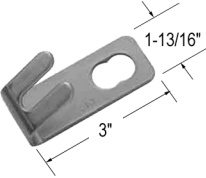
4.8.2.5: HALDEX AUTOMATIC SLACK ADJUSTERS

Part Number	Spline	Description	Figure
HDX400-10001	10	1-1/4", 5.5" Arm	
409-10761	10	1-1/4", 5.5" Arm	
HDX400-10002	10	1-1/4" RH offset; 5.5" Arm	
HDX400-10003	10	1-1/4" LH offset; 5.5" Arm	
409-10760	10	1-1/2", 5.5" Arm	
HDX400-10142	10	1-1/2", 5", 6" Arm	
HDX400-10143	10	1-1/2", 5.5", 6.5" Arm	
HDX400-10144	10	1-1/2", 6" Arm MACK	
HDX400-10145	10	1-1/2", 6" Arm	
HDX400-10216	10	1-1/2", 6" Arm	
HDX400-10306	10	1-1/2", 6" Arm; 12-1/4" Brakes	
HDX409-10323	10	1-1/2", 6" Arm offset	
HDX409-10324	10	1-1/2", 6" Arm offset	
HDX400-10004	24	1-1/4", 5.5" Arm	
HDX400-10141	28	1-1/4", 5.5" Arm	
HDX400-10211	28	1-1/2", 5" Arm	
HDX400-10212	28	1-1/2", 6" Arm	
HDX400-10304	28	1-1/2", 5.5" Arm	
HDX409-10759	28	1-1/2", 5.5" Arm	
HDX409-10628	28	1-1/2", 5.5" 6.5" Arm	
HDX400-10140	28	1-1/2", 6" Arm	
HDX409-10673	28	1-1/2", 6" Arm offset	
HDX409-10683	28	1-1/4", 6" Arm offset	
HDX400-10213	37	1-5/8", 5" Arm	
HDX400-10214	37	1-5/8", 6" Arm	


4.8.2.6: MERITOR AUTOMATIC SLACK ADJUSTERS




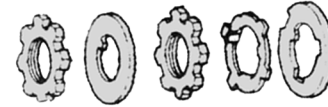









Part Number	Spline	Description	Figure
FRUACF6842-6	10	1-1/2", 5.5" Arm	
MTRR801042	10	1-1/2", 6" Arm	
FRUACF6842-3	28	1-1/2", 6" Arm	
FRUACF6842-4	28	1-1/2", 5.5" Arm	
MTRR801073	28	1-1/2", 5.5" Arm	
MTRR801074	28	1-1/2", 6" Arm	
FRUACF6842-1	37	1-5/8", 6" Arm	
FRUACF6842-2	37	1-5/8", 5.5" Arm	
MTRR801102	37	1-5/8", 6" Arm	

4.8.2.7: AUTOMATIC SLACK ADJUSTER COMPONENTS


 <p>1. GUNAS-3000 Clevis kit</p>	 <p>2. GUNAS-4004 Clevis pin kit</p>	 <p>1. MTR1245N1028 1/2" Clevis 2. MTRR801713 5/8" Clevis 3. MTR1245P1030 5/8" Clevis</p>
 <p>1. PIN2-1 1/2" Clevis & cotter pin 2. MID19102 5/8" Clevis & cotter pin 3. MID19100 1/2" Clevis pin 4. MTRR801773 1/2" Clevis pin 5. PIN1-1 .12" x 1" Cotter pin</p>	 <p>1. HDX427-10563 Bracket kit</p>	 <p>1. HDX427-10565 Bracket kit</p>
 <p>1. HDX427-10558 Hardware</p>	 <p>1. MTRR801700 Guide pawl adjuster</p>	 <p>1. HDX445-10510 J-bracket</p>

4.9 Axle Nuts & Components

4.9.1: MANUAL AXLE NUTS




<p>HM518445/HM518410</p>  <p>1. MTRKITSTPN 1/2 axle kit</p>	<p>HM518445/HM518410</p>  <p>1. MTRKITSTPJ Kit</p>	<p>HM212049/HM218248</p>  <p>1. MTRKITSTNEW 1 axle kit</p>
<p>HM518445/518410</p>  <p>1. FRUACF1823-900 HD kit</p>	<p>3782/3720</p>  <p>1. FRU530088 HD Outer nut</p>	<p>HM218248/HM218210</p>  <p>1. EAT814009 3/8" Outer nut 2. MTR1227C549 3/8" Outer nut</p>
<p>HM518445/HM518410</p>  <p>1. FRUACE8510-1 HD Outer nut 2. MTR1229F4400 HD Outer nut</p>	<p>HM518445/HM518410</p>  <p>1. EAT814854 3/8" Outer nut 2. MTR1227B1484 3/8" Outer nut 3. MTR1227K1389 3/4" Outer nut</p>	<p>HM518445/HM518410</p>  <p>1. EAT814855 3/8" Inner nut</p>
<p>HM518445/HM518410</p>  <p>1. EAT814856 Washer 2. MTR1227D1226 Washer</p>	<p>HM518445/HM518410</p>  <p>1. FRUAXA0408-1 Washer 2. MTR1229Z3068 Washer</p>	 <p>1. FRUAXA0409-PK1 Cotter pin</p>

4.9.2: PRO-TORQUE AXLE NUTS







Part Number	Size	Application	Bearing Combination	Figure
STE447-4723	3.48"—12	Pro-Par Meritor TP Hendrickson HP	HM518445/HM518410	
STE447-4724	3-1/2"—12	Eaton EST230-P EST225-P	HM518445/HM518410	
STE447-4743	2-5/8"—16	Dana, Eaton Meritor RL, RQ, TK, TN, TQ Hendrickson HN	HM212049/HM212011	
STE448-4836	1-1/2"—18	Dana Eaton X-115 Meritor T-1100	3782/3720	
STE448-4837	1-1/2"—18	Meritor Navistar	3782/3720	
STE449-4973	3-1/4"—12	Dana Est-230-P Eaton -22 Meritor TR	580/572	

4.10 Miscellaneous Axle Components

4.10.1: AIR CHAMBER BRACKETS

		
<p>1. FRUACE7260-1 2 hole air chamber bracket for 5" round axle</p>	<p>1. FRUACF6608-1 2 hole air chamber bracket for 5" square axle</p>	<p>1. FRUACF6608-2 1 hole air chamber bracket for 5" square axle</p>

4.10.2: MISCELLANEOUS AXLE PARTS

		
<p>1. FRUACF8390-1 5" Round axle bracket</p>	<p>1. FRUACF8392-1 5" Round axle bracket</p>	<p>1. FRUACD7180-1 Freezer plug</p>
		
<p>1. FRUACC5963-900 Pro-Par socket wrench</p>	<p>1. FRUAXA0512-1 5" Square spring chair</p>	<p>1. FRUACF8391-1 5" Round spring chair</p>