

Table of Contents

Technical service	Page	2
Catalog series	Page	3
eLearning™	Page	4
How to use this catalog	Page	5
Sleeve assemblies	Page	6
Rebore kits & valvetrain components	Page	7
Nomenclature - wet sleeve	Page	8
Nomenclature - dry sleeve	Page	9
Nomenclature - piston	Page	10
Piston ring styles	Page	11
Gasket sets	Page	12
Nomenclature - bearings	Page	13
Bearing terminology	Page	14
Part number identification	Page	15
Universal length cylinder sleeves	Page	16-17
Expansion plugs	Page	18
NAVISTAR / INTERNATIONAL ENGINE KITS	Page	25-31
NAVISTAR / INTERNATIONAL	Page	32-153
Numerical listing		
Sleeve Assemblies / Rebore Kits / Sleeves.....	Page	154
Pistons.....	Page	155
Piston Skirt Clearance.....	Page	156
Ring Sets.....	Page	157
Rod Bushings / Valves - Exhaust / Valves - Intake.....	Page	158
Valve Guides / Valve Springs / Valve Keepers.....	Page	159
Valve Seats.....	Page	160
Connecting Rod Bearings.....	Page	161
Main Bearing Sets.....	Page	162
Camshaft Bearing Sets.....	Page	163
MAHLE Clevite to Navistar/IHC O.E.M Interchange	Page	164-169
Navistar/IHC O.E.M. to MAHLE Clevite Interchange	Page	170-175
FP Diesel Interchange	Page	176
Fel-Pro Interchange	Page	177-178
Ford O.E.M. Interchange	Page	179
Sealed Power Interchange	Page	180-183
Measurement equivalents	Page	184

For technical service call:
1-800-248-9606



**Hours: 8:30 am - 6:00 pm EST
(Monday - Friday)**

Use Of Clevite® engine bearings & engine parts, Perfect Circle® piston rings and Victor Reinz® gaskets products in aircraft or other specialty equipment may be a violation of Local, State or Federal Regulatory Agency laws, rules and regulations.

These products are intended solely for automotive applications. Under absolutely NO circumstances should these products ever be used in non-automotive applications including, without limitation, aircraft engines, medical equipment, atomic energy devices or reactors.

“Federal, State and local laws restrict the removal, rendering inoperative, or in some cases the modification of factory installed emission devices or systems. California restricts the use of parts which could increase emissions in vehicles designed for use on public streets or highways.

The sale or installation on emission controlled vehicles of certain emission control components not approved by the California Air Resources Board, which alter or modify the original design or performance of such vehicle’s emission control system is prohibited. Some of the parts listed and offered for sale in this catalog may fall within the above restrictions. Such parts are intended only for use on off-road vehicles competing in competitive events or on other types of vehicles which are exempt from the applicable emission control laws. Installation of these parts on vehicles subject to emission control laws may be prohibited.

MAHLE Clevite recommends that the applicable emission control laws be reviewed before considering the installation of add-on or modified parts.”

Teflon and Viton are registered trademarks of DuPont Corporation.



Manufacturer Specific Catalogs



To meet the needs of the industry, MAHLE Clevite has produced a series of Manufacturer Specific Catalogs. In these catalogs, you will be provided with the precise information you need for selected applications or market segments – avoiding the time-consuming exercise of looking through large and confusing multi-manufacturer catalogs; getting you the necessary information more quickly and easily.

In these Manufacturer Specific catalogs, MAHLE Clevite has also included numerical listings and interchanges for all the parts in the catalog for fast and easy look-up.

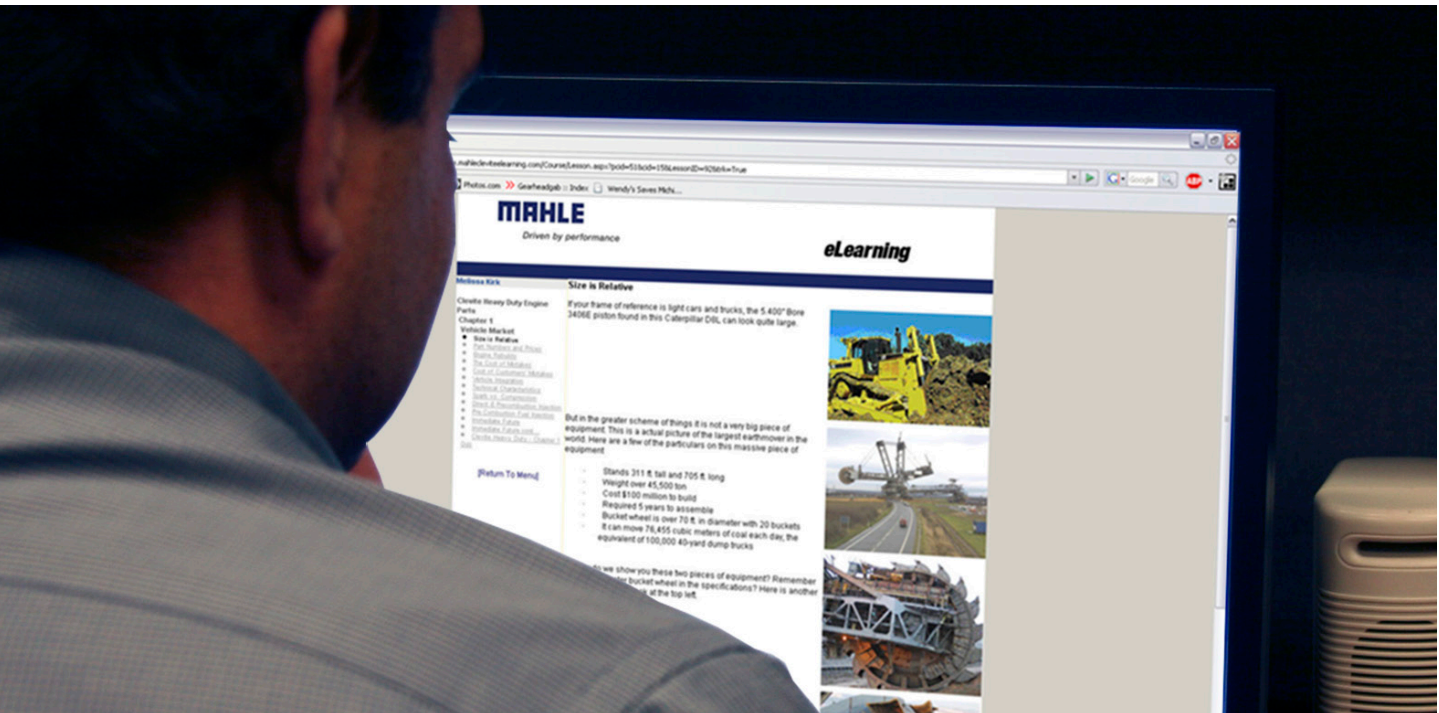
In addition to this catalog, the following catalogs are/ or will be available:

- AGCO®
- Asian Industrial
- Case®/IH, Ford/New Holland®
- Caterpillar®
- Cummins®
- Industrial
- International® Truck, Navistar®
- John Deere®
- Mack®, Volvo®

As each catalog is completed, they can be found online at www.mahlecle vite.com

Please Note: All manufacturer's names, symbols, numbers and descriptions are used for reference purposes only and it is not implied that any part is the product of these manufacturers.

Want a little more training on heavy duty?



Log into the MAHLE Clevite Heavy Duty Training program at: www.mahlecleviteelearning.com.

Learn about:

- The Heavy Duty Market
- Basic Heavy Duty Diesel Engine Technology
- The MAHLE Clevite Heavy Duty Engine Parts Catalogs

Test your knowledge if you are a pro, or add to your knowledge to obtain the comfort level you seek.

Heavy Duty is just one of the online training programs MAHLE Clevite offers. While you are there, check out the Clevite® engine bearing, Perfect Circle® piston ring and Victor Reinz® gasket courses and become an Engine Expert!

How To Use This Catalog

This catalog is divided into seven distinct categories. These categories are spread across a two-page format with line numbers separating each engine or model application data.

Below is a suggested method to follow, when using this catalog:

1. Find the vehicle or engine in the Model/Engine Index. Please note the serial number is required to determine the proper "Line No." for some models.
2. Turn to the "Line No." indicated in the Model/Engine Index.
3. Scan across from left to right to locate the parts required.

Specifications are shown in the numerical listings. A detailed description of the left and right hand pages broken down by the seven distinct categories is listed below:

The **First Section** is located on the left hand page with the heading "Cylinder Kits." Parts in this section include Sleeve Assemblies and/or Rebore Kits, Sleeves, Pistons, Piston Rings, Piston Pins and Rod Bushings.

The **Second Section** is located on the right hand page with the heading "Gasket Sets". Parts listed in this section include Overhaul Sets, Head Sets, Lower Sets, Oil Pan Sets and In-Frame Kits.

The **Third Section** is located on the right hand page with the heading "Valve Train Parts". Parts listed in this section include Exhaust or Intake Valves, Valve Guides, Valve Springs and Valve Keepers.

Located below the third section is the **Fourth Section**, listing Camshafts/Timing Components. The listing includes any important information needed to determine the correct camshaft and gears for the particular engine(s) listed.

Located below the fourth section is the **Fifth Section**, listing Crankshafts.

Located below the fifth section is the **Sixth Section**, listing Oil Pumps.

The **Seventh Section** is located on the far right hand page with the heading "Bearings". Parts listed in this section include Connecting Rod Bearings, Main Bearing Sets, Individual Main Bearings, Camshaft Bearing Sets, Thrust Washer Sets and Shim Sets. Also listed next to the part number are the undersizes available for that particular part and the standard shaft diameter.

Sleeve Assemblies

MAHLE Clevite sleeve assemblies include the following components: cylinder sleeve (wet and dry), piston, piston pin, lock rings, piston ring set and sleeve sealing rings.

Heavy duty aluminum, iron and steel components provide the structural strength and dimensional integrity to give OE equivalent performance and life. Depending on the application, contemporary design features listed below are included.

Pistons

1. Ni-resist top grooves to control groove wear.
2. Balancing for smooth engine operation.

Piston Pins

1. High strength steels meet structural requirements to prevent pin breakage or deflection.
2. Case hardened to provide long lasting wear surfaces.
3. A high degree of dimensional and surface finish control are the final requirements for strength and long life.

Piston Rings

1. Latest, high strength materials to protect against fatigue breakage.
2. Chrome and moly plated O.D. finishes provide long lasting wear surfaces.
3. Chrome plated and nitrided steel oil rings give good oil control.

Sleeves

1. Sleeve material is carefully manufactured to give longest possible service life with the least amount of wear.
2. Heat treated as required.
3. Firewalls and head gasket beads are included to enhance gasket performance and life.
4. Cross-hatched, plateau honed finish on all I.D.'s provides proper sealing and surfaces for piston rings.

Sleeve Sealing Rings

1. Selected up-to-date compounds give good resistance to compression and thermal set, tearing and leaking.
2. Round, rectangular and square configurations are designed to meet the specific needs of different engines.



For Non-Sleeved Engines

MAHLE Clevite rebore kits include the following components: pistons, piston pins, lock rings and piston rings. Depending on the application, contemporary design features as listed below are included.

Pistons

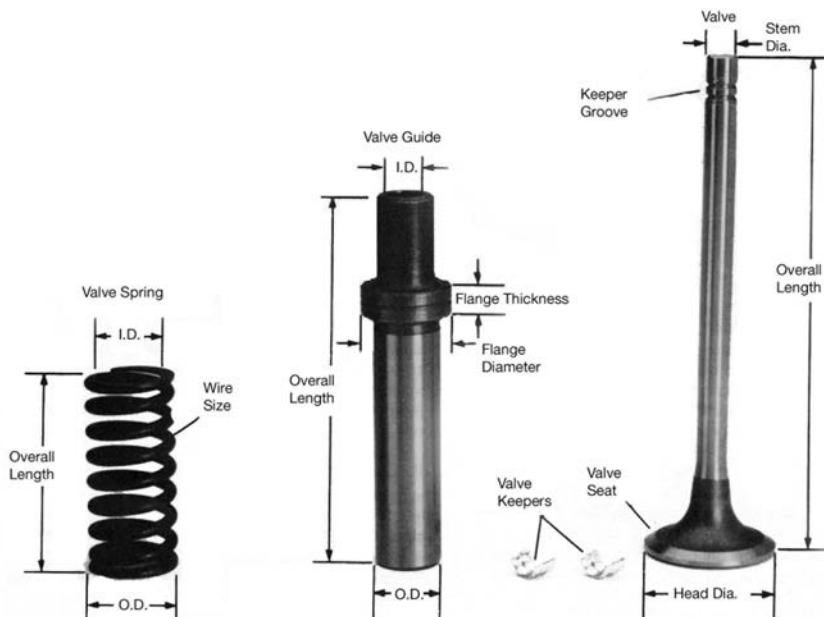
1. Ni-resist top grooves to control groove wear.
2. Balancing for smooth engine operation.

Piston Pins

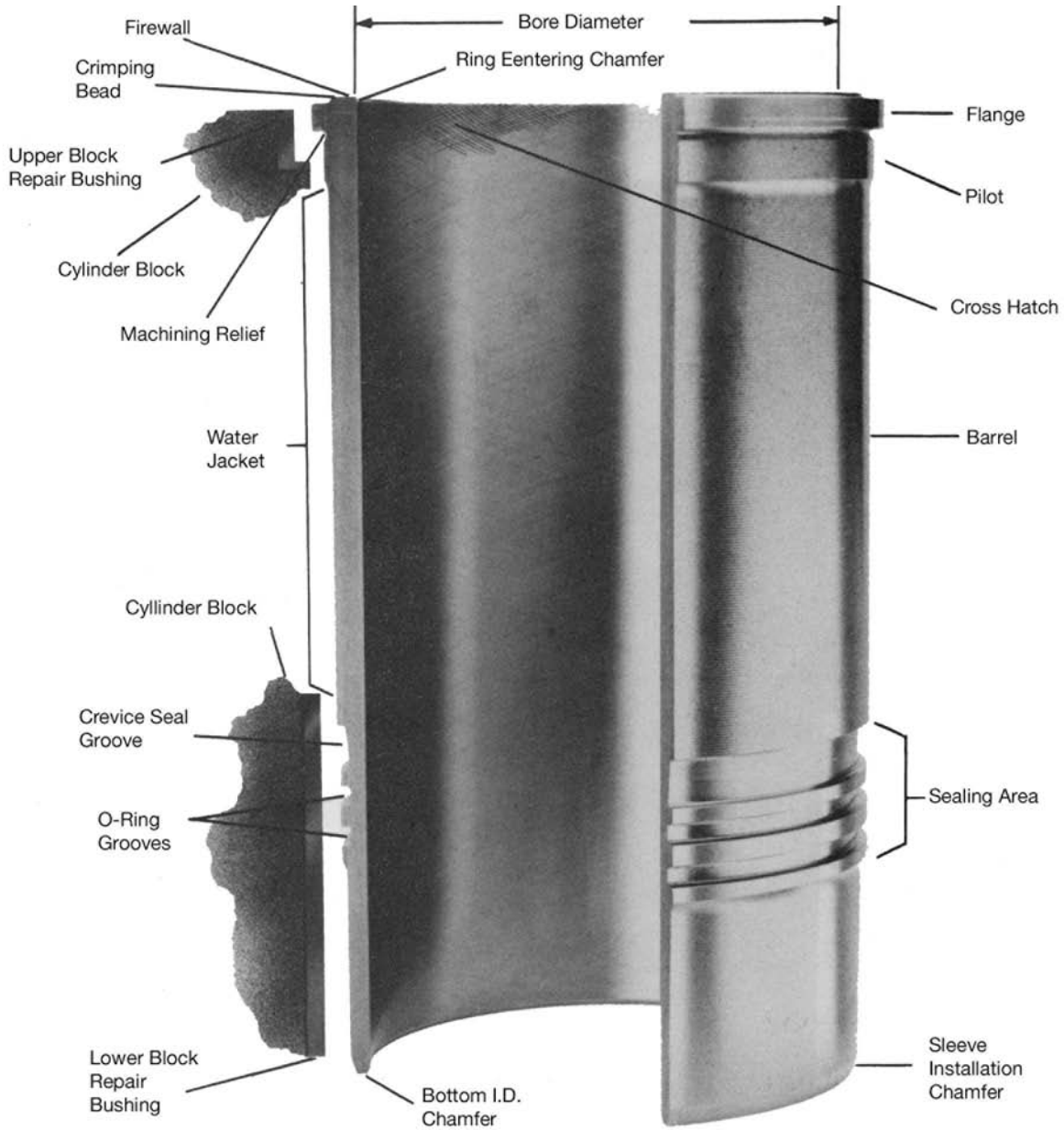
1. High strength steels meet structural requirements to prevent pin breakage or deflection.
2. Case hardened to provide long lasting wear surfaces.
3. A high degree of dimensional and surface finish control are the final requirements for strength and long life.

Piston Rings


1. Latest, high strength materials to protect against fatigue breakage.
2. Chrome and moly plated O.D. finishes provide long lasting wear surfaces.
3. Chrome plated and nitrided steel oil rings give good oil control.



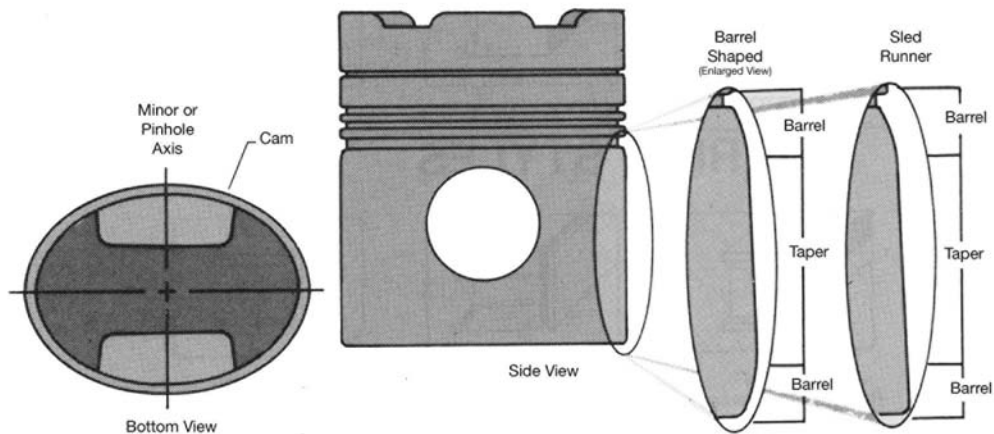
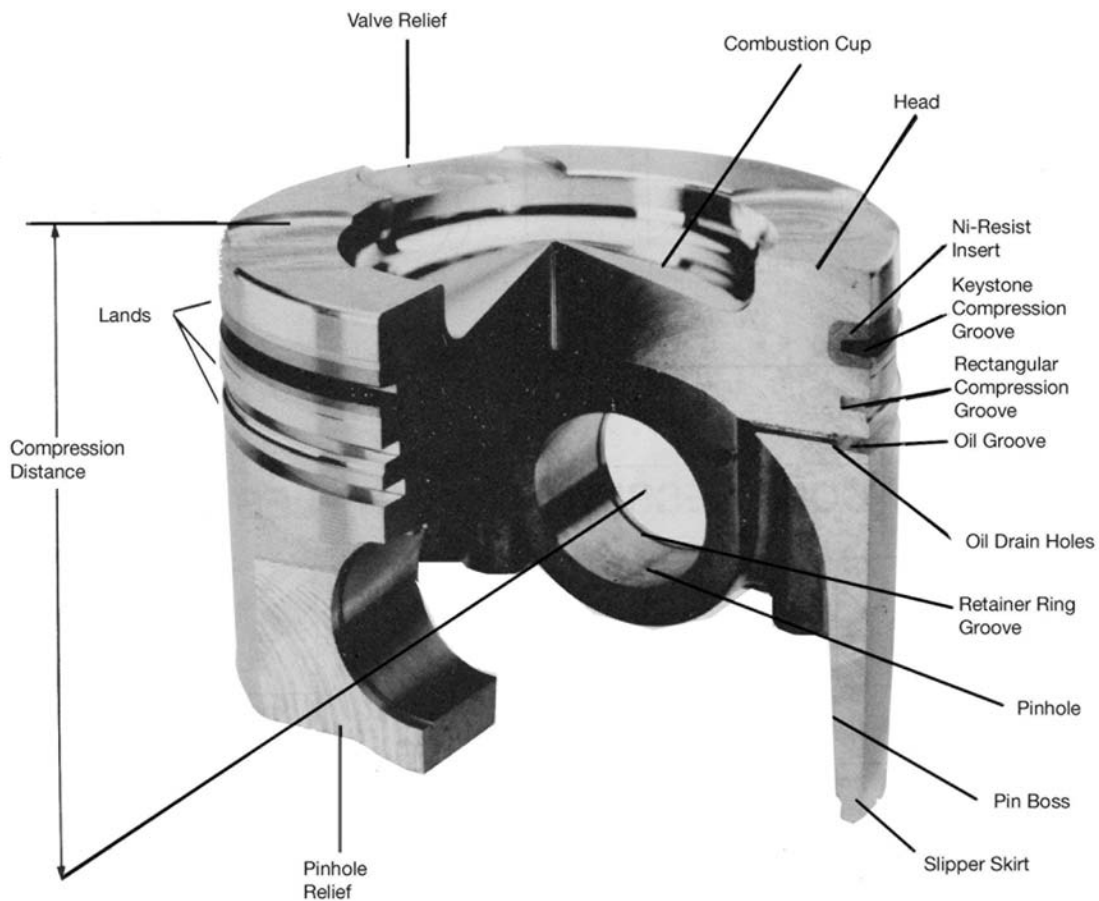
Wet Sleeve Nomenclature



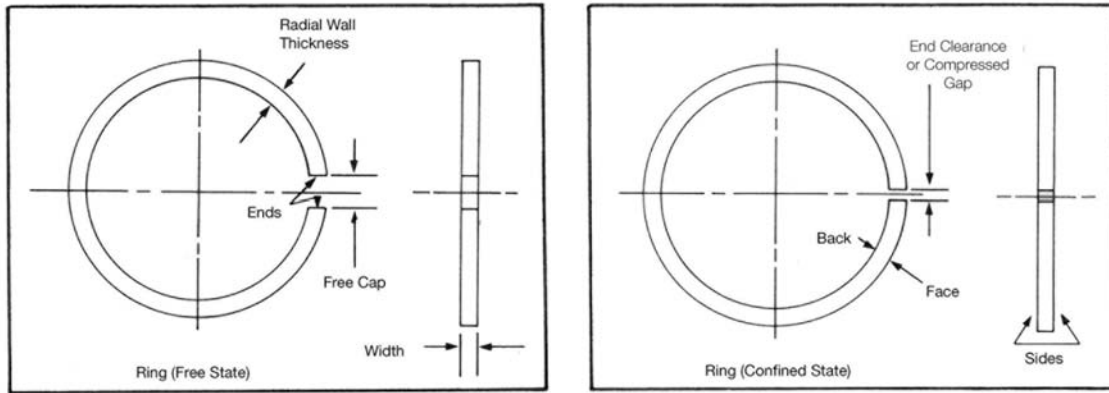
Dry Sleeve Nomenclature



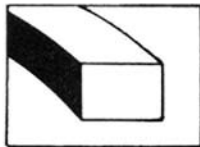
Piston Nomenclature



Piston Ring Styles



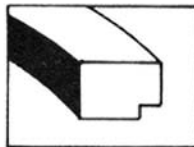
Compression Ring Styles



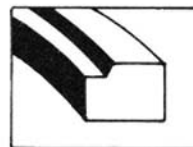
Rectangular
Plain Compression



Barrel Face



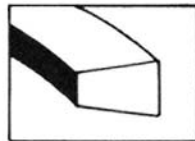
Scraper



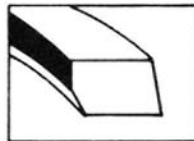
Counterbore



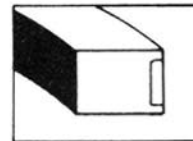
Taper Face



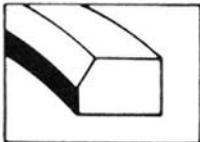
Keystone



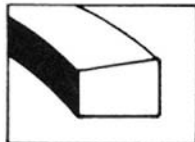
Taper Face
Reverse Twist



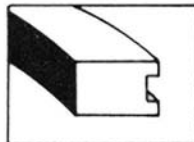
Moly Filled



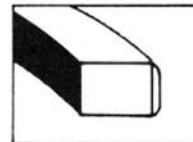
Inside Bevel



1/2 Keystone

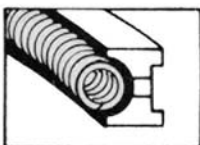


Grooved Face

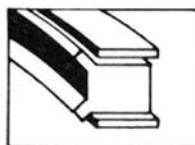


Chrome Plated

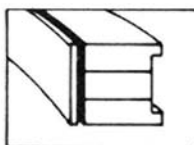
Oil Ring Styles



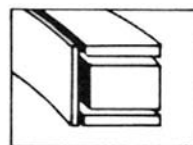
Spring Loaded
Cast Iron



Abutment
Rail and Circumferential
Expander



Ventilated
Double Land, Groove
Slot - Expander Optional



Multipiece
Rail, Spacer,
Expander

Gasket Set Terminology

Full Gasket Set

Includes all gaskets normally required for a total disassembly of the engine or complete out-of-frame overhaul, including standard front and rear seals.

In-frame Gasket Set

Includes all gaskets normally required to do an in-frame overhaul. This would include all the gaskets required to remove and replace all cylinder heads and pan gasket.

Head Gasket Set

Includes all gaskets normally required to remove and replace a cylinder head. Caution should be exercised in ordering head gasket sets as sets can be offered in single cylinder, multi-cylinder or complete engine sets. There are cases where multiple sets are required to service all cylinder heads on one engine. Selected head gasket sets are available with oversize head gaskets to compensate for machining of components.

Oil Pan Set

Includes all gaskets normally required to remove and replace the oil pan.

Cylinder Head Gasket

Includes single head gasket only and no supporting gaskets. These are available separately for popular applications. Selected head gaskets are available in oversize to compensate for machining of components.

Timing Cover Set

Includes all gaskets and standard seals normally required to access and service timing chains or gears. Selected sets also include crankshaft repair sleeves.

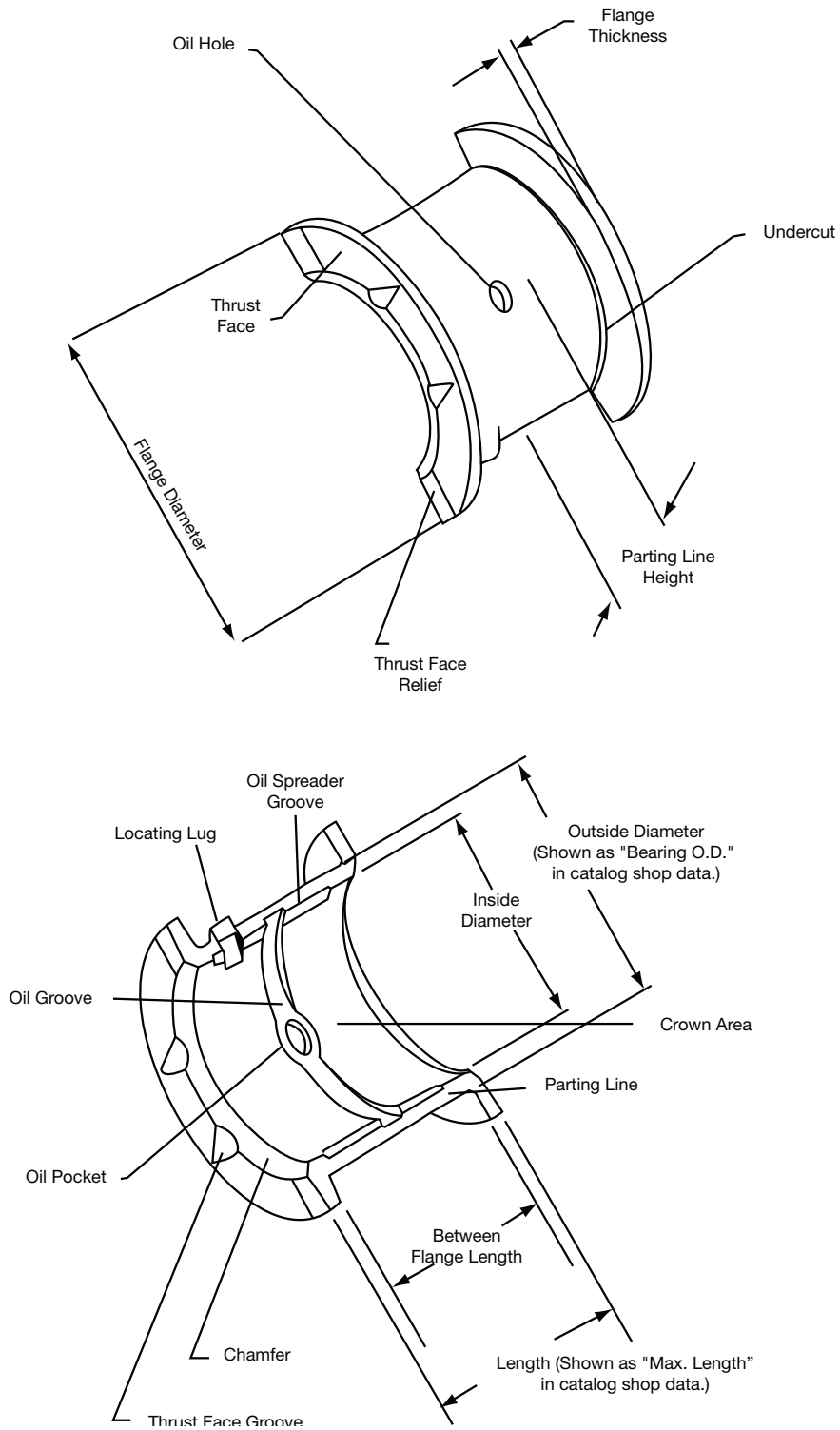
Manifold Gasket Set

Includes all gaskets normally required to remove and replace either intake or exhaust manifolds. Intake and exhaust sets are ordered separately and are available for popular applications.

Valve Cover and Push Rod Cover Set

Includes all gasket normally required to remove and replace either valve covers or push rods covers. Valve cover and push rod cover sets are ordered separately and are available for popular applications.

Bearing Nomenclature



Bearing Terminology

B-60, B-90, C-60, G-60

Indicates a bearing with a finished inside diameter to fit .060" or .090" diameter journal. This bearing has a heavy lining and can be machined or align bored to any size down to and including standard.

Bearing Outside Diameter Or Housing Bore

The minimum to maximum diameter of the hole in the engine block or the connecting rod.

Crush

When the bearing half is in its place in the housing bore, there is a slight bit of material that extends above the housing bore. When the assembly is torqued to proper specification, force is then exerting onto the OD of the bearing causing a press fit. Crush also aids in bore distortion, and heat transfer by increasing the surface contact with the bearing and the bore. Clevite Performance bearings have added crush for heat transfer and bearing retention. The amount of crush will vary depending on application.

Eccentricity

A gradual reduction in the bearing wall thickness starting at the crown and ending at approximately .380" from the parting lines.

Full Annular Grooved

Bearings having an oil groove cut from parting line to parting line in the internal surface of the half shell. When two grooved halves are joined, this creates a groove in the internal surface around the total circumference of the bearing.

Inside Diameter

The distance between the inner surfaces of the assembled bearing.

Main T/W Set

Main thrust washer set.

Maximum Bearing Length

The maximum length that the bearing may have (including the flange when it applies). The actual length is usually less than this value.

Maximum Wall At Crown

The maximum thickness of the bearing wall at 90° from the parting lines. The actual thickness is usually less than this value.

Standard Shaft Diameter

The minimum to maximum size of the standard main crankshaft journal, connecting rod journal or camshaft journal.

Semi

Indicates a bearing with a semi-finished inside diameter. This bearing requires a machining or align boring operation after assembling in housing and may be sized down to any undersize including standard.

Vertical Oil Clearance

The difference between the assembled inside diameter of the bearing and the outside diameter of the shaft, measured at 90° from the bearing parting lines.

The numbers listed next to the headings below correspond to the part identification numbers listed on the following pages. These numbers will help to identify our part numbers, nomenclature, prefix and or suffix for common parts in our product line.

Engine

Series	Description
211-1000	Valves
212-1000	Valve Springs
213-1000	Valve Lifters
214-1000	Rocker Arm Parts
214-2000	Rocker Arms
215-4000	Push Rods
216-1000	Valve Stem Seals
216-2000	Roto Mechanisms
216-3000	Roto Cap Assemblies
216-4000	Valve Spring Retainers
216-5000	Valve Locks
216-7000	Engine Fasteners
217-3000	Valve Guides
218-3000	Valve Seat Inserts
219-	Expansion Plugs
223-1000	Wrist Pins
223-3000	Piston Pin Bushings
223-5000	Lock Rings
223-7000	“O” Rings
223-8000	Shims, Insert Rings
224-1000	Pistons
226-1000	Sleeve Assemblies
226-4000	Sleeves
226-8000	Repair Sleeves
229-1000	Camshafts
230-1000	Rocker Arm Assemblies
230-3000	Rocker Arm Shafts
247-5000	Crankshafts
601-3000	Oil Coolers
A-B-C.....	Valve Spring Inserts
8-	Timing Gears
9-	Sprockets and Chains
S-	Timing Sprockets

Gaskets

Series	Description
4000 & 6000.....	Rear Main/Timing Cover Seals
43-5999	Cylinder Head Gaskets (single)
CH-	Cylinder Head Gaskets (multi)
CS-	Conversion Sets “Lower”
EK-.....	In-Frame Sets
FS-	Full Gasket Sets
HS-	Head Gasket Sets “Upper”
JV500-	Rear Main or Timing Cover Sets
MS-	Intake or Exhaust Manifold Sets
OS-	Oil Pan Gasket Sets
PS-.....	Push Rod (Side) Cover Gasket Set
SS-.....	Front or Rear Main Seal (Includes Repair Sleeve)
VS-.....	Valve Cover Gasket Set

Bearings

223-3000	Piston Pin Bushings
CB-	Connecting Rod Bearing
MB-	Individual Main Bearing
MS-	Main Bearing Set
SH-	Cam Bearing
SM-	Shim Set
TW-	Thrust Washer

Bearing Suffix

-AL	Aluminum Alloy or Seal Backed with an Aluminum Alloy Lining
-B.....	Steel or Bronze Backed with a Babbitt Lining
-C.....	Steel Backed With Copper Lead Lining
-G.....	Steel Backed with TriMetal Copper Lead Matrix
-F	Flanged Bearing
-M	Steel Backed with Micro Babbitt Lining
-P	Steel Backed Intermediated Layer of TriMetal Copper-Lead Alloy with a .001” Electroplated Lead-Tin Overlay
-S.....	Indicates “Set”
-W	Thrust Washer WL-lower, WU-upper

Bore Diameter	Length	3/32" Wall*	Part Number	1/8" Wall*	Part Number
2.5000	6.5000	2.6895	226-8152		
2.8125	8.2500	3.0020	226-8162		
3.0000	9.2500	3.1910	226-8050		
3.1250	8.1250	3.3160	226-8036		
3.1250	9.2500	3.3160	226-8051	3.3785	226-8002
3.1875	6.5000	3.3785	226-8027		
3.1875	9.2500	3.3785	226-8052	3.4410	226-8003
3.2500	8.1250	3.4410	226-8026	3.4410	226-8026
3.2500	9.2500	3.4410	226-8053	3.5035	226-8004
3.2677	6.500 ‡	3.4595	226-8074		
3.3070	6.5000	3.4975	226-8127		
3.3125	9.2500	3.5035	226-8054	3.5660	226-8005
3.3750	9.2500	3.5660	226-8055		
3.4375	7.5000	3.6290	226-8045		
3.4375	9.2500	3.6285	226-8056	3.6910	226-8006
3.5000	5.2500	3.6905	226-8089		
+ 3.500	5.812 †	3.6280	226-8069		
3.5000	9.2500	3.6910	226-8057		
3.5625	7.2500	3.7535	226-8029		
3.6250	10.2500	3.8160	226-8059		
3.6600	5.0600	3.8515	226-8103		
3.6875	10.2500	3.8785	226-8060		
3.7500	6.0600	3.9410	226-8040		
3.7500	10.2500	3.9410	226-8061	4.0035	226-8010
3.7800	5.5000	3.9710	226-8105	4.0335	226-8104
3.8000	6.0000	3.9915	226-8078		
3.8125	10.2500	4.0035	226-8062		
3.8750	5.8750	4.0660	226-8033		
3.8750	6.2500	4.0660	226-8135		
3.8750	10.2500	4.0660	226-8063	4.1285	226-8012
3.9375	6.7500	4.1280	226-8114		
3.9630	6.7500	4.2545	226-8138		
4.0000	5.5000	4.1915	226-8075	4.2540	226-8076
4.0000	6.0600	4.1910	226-8032		
4.0000	10.2500	4.1910	226-8064	4.2535	226-8014
4.0500	6.2500	4.2410	226-8071	4.3035	226-8070
4.0900	6.7500	4.3795	226-8137		
4.1250	10.2500	4.3160	226-8065	4.3785	226-8015



Bore Diameter	Length	3/32" Wall*	Part Number	1/8" Wall*	Part Number
4.1875	12.2500	4.4410	226-8023		
4.2000	8.2500	4.3620	226-8072		
4.2500	12.2500	4.4410	226-8066	4.5035	226-8016
4.3125	12.2500			4.5655	226-8143
4.3600	6.2500	4.5505	226-8097	4.6130	226-8096
4.3750	12.2500	4.5660	226-8067	4.6280	226-8144
4.5000	8.8120	4.6910	226-8139		
4.5000	12.2500	4.6910	226-8068	4.7535	226-8018
4.6250	12.2500	4.8155	226-8145	4.8780	226-8146
4.7500	12.2500			5.0030	226-8148
5.0000	12.7500			5.2530	226-8149
5.1250	14.0000			5.3790	226-8150
5.2500	15.0000			5.5040	226-8151
5.5000	10.2500			5.7540	226-8164
5.5000	17.0000			5.7540	226-8153
5.7500	17.0000			6.0040	226-8154
6.0000	17.0000			6.2540	226-8155
6.1250	17.0000			6.3790	226-8156
6.7500	19.0000			7.0040	226-8158
7.0000	22.0000			7.2540	226-8159
7.5000	22.0000			7.7540	226-8161

‡ .080 wall + Finished/honed bore
 † .075 wall * Fin O.D. +/- .001

Part #	Plug Size (Decimal)*	Plug Size	Plug Height*	Plug Type	Material
219-9441	0.125	1/8	0.340	Thread Type (Square)	Steel
219-9618	0.125	1/8	0.300	Thread Type (Hex)	Steel
219-9900	0.125	1/8	0.375	Thread Type (Slotted)	Steel
219-9440	0.250	1/4	0.375	Thread Type (Hex)	Steel
219-9573	0.250	1/4	0.375	Thread Type (Hex)	
219-9901	0.250	1/4	0.460	Thread Type (Hex)	Steel
219-9902	0.250	1/4	0.460	Thread Type (Hex)	Steel
219-9903	0.250	1/4	0.500	Thread Type (Square)	Steel
219-2166	0.260	1/4	0.135	Cup Type (Shallow)	Steel
219-3105	0.273	17/64	0.200	Cup Type (Deep)	Steel
219-3128	0.313	5/16	0.296	Cup Type (Deep)	Steel
219-2162	0.317	5/16	0.205	Cup Type (Deep)	Steel
219-3189	0.317	5/16	0.205	Cup Type (Deep)	Steel
219-3101	0.339	11/32	0.241	Cup Type (Deep)	Steel
219-9442	0.375	3/8	0.460	Thread Type (Hex)	Steel
219-9443	0.375	3/8	0.375	Thread Type (Hex)	Steel
219-9904	0.375	3/8	0.360	Thread Type (Hex)	Steel
219-2185	0.383	3/8	0.160	Cup Type (Deep)	Steel
219-3188	0.404	25/64	0.265	Cup Type (Deep)	Steel
219-1037	0.438	7/16		Disc Type	Steel
219-3093	0.439	7/16	0.156	Cup Type (Deep)	Steel
219-2156	0.442	11mm	0.191	Cup Type (Shallow)	Steel
219-3088	0.446	29/64	0.203	Cup Type (Deep)	Steel
219-2160	0.455	11.5mm	0.210	Cup Type (Shallow)	Steel
219-3193	0.473	15/32	0.265	Cup Type (Deep)	Steel
219-2165	0.475	15/32	0.200	Cup Type (Shallow)	Steel
219-1046	0.500	1/2		Disc Type	Steel
219-4019	0.500	1/2		EZ-Seal Type (Rubber)	Rubber
219-9444	0.500	1/2	0.500	Thread Type (Hex)	Steel
219-3169	0.510	1/2	0.258	Cup Type (Deep)	Steel
219-3087	0.515	33/64	0.187	Cup Type (Deep)	Steel
219-3095	0.526	1/2	0.312	Cup Type (Deep)	Steel
219-8095	0.526	1/2	0.312	Cup Type (Deep)	Brass
219-3097	0.539	35/64	0.250	Cup Type (Deep)	Steel
219-2098	0.541	35/64	0.187	Cup Type (Shallow)	Steel
219-2164	0.562	9/16	0.196	Cup Type (Shallow)	Steel
219-1047	0.563	9/16		Disc Type	Steel
219-2163	0.567	14.4mm	0.265	Cup Type (Shallow)	Steel
219-3184	0.567	37/64	0.350	Cup Type (Deep)	Steel



Part #	Plug Size (Decimal)*	Plug Size	Plug Height*	Plug Type	Material
219-3094	0.570	37/64	0.203	Cup Type (Deep)	Steel
219-3048	0.571	9/16	0.250	Cup Type (Deep)	Steel
219-8048	0.571	9/16	0.250	Cup Type (Deep)	Brass
219-2189	0.576	14.5mm	0.218	Cup Type (Shallow)	Steel
219-3054	0.592	19/32	0.281	Cup Type (Deep)	Steel
219-1002	0.625	5/8		Disc Type	Steel
219-4017	0.625	5/8		EZ-Seal Type (Rubber)	Rubber
219-1136	0.630	16mm		Disc Type	Steel
219-3052	0.630	5/8	0.250	Cup Type (Deep)	Steel
219-2169	0.631	5/8	0.190	Cup Type (Shallow)	Steel
219-2167	0.635	5/8	0.235	Cup Type (Shallow)	Steel
219-3178	0.642	16.5mm	0.358	Cup Type (Deep)	Steel
219-2188	0.662	21/32	0.235	Cup Type (Deep)	Steel
219-1045	0.688	11/16		Disc Type	Steel
219-3144	0.695	11/16	0.250	Cup Type (Deep)	Steel
219-2197	0.700	45/64	0.205	Cup Type (Shallow)	Steel
219-1135	0.709	18mm		Disc Type	Steel
219-7153	0.709	18mm	0.235	Cup Type (Shallow)	Brass
219-2153	0.717	18mm	0.235	Cup Type (Shallow)	Steel
219-5038	0.748	3/4	0.246	Cup Type (Deep)	Stainless Steel
219-8038	0.748	3/4	0.250	Cup Type (Deep)	Brass
219-1003	0.750	3/4		Disc Type	Steel
219-3038	0.750	3/4	0.265	Cup Type (Deep)	Steel
219-4001	0.750	3/4		EZ-Seal Type (Rubber)	Rubber
219-4016	0.750	3/4		EZ-Seal Type (Rubber)	Rubber
219-6003	0.751	3/4		Disc Type	Brass
219-2180	0.795	20mm	0.312	Cup Type (Shallow)	Steel
219-2151	0.798	20mm	0.238	Cup Type (Shallow)	Steel
219-7151	0.798	20mm	0.238	Cup Type (Shallow)	Brass
219-3200	0.812	13/16	0.312	Cup Type (Deep)	Steel
219-2190	0.823	13/16	0.237	Cup Type (Shallow)	Steel
219-1132	0.827	21mm		Disc Type	Steel
219-3190	0.829	21mm	0.315	Cup Type (Deep)	Steel
219-8190	0.843	21.4mm		Cup Type (Deep)	Brass
219-1006	0.875	7/8		Disc Type	Steel
219-4002	0.875	7/8		EZ-Seal Type (Rubber)	Rubber
219-4015	0.875	7/8		EZ-Seal Type (Rubber)	Rubber
219-3029	0.888	7/8	0.312	Cup Type (Deep)	Steel
219-5029	0.888	7/8	0.250	Cup Type (Deep)	Stainless Steel

Part #	Plug Size (Decimal)*	Plug Size	Plug Height*	Plug Type	Material
219-8029	0.888	7/8	0.312	Cup Type (Deep)	Brass
219-3072	0.912	29/32	0.390	Cup Type (Deep)	Steel
219-3077	0.922	59/64	0.312	Cup Type (Deep)	Steel
219-1007	0.938	1-5/16		Disc Type	Steel
219-1131	0.945	24mm		Disc Type	Steel
219-3039	0.945	15/16	0.375	Cup Type (Deep)	Steel
219-8039	0.945	15/16	0.375	Cup Type (Deep)	Brass
219-2187	0.951	24mm	0.272	Cup Type (Shallow)	Steel
219-2152	0.994	25mm	0.274	Cup Type (Shallow)	Steel
219-2158	0.996	25mm	0.270	Cup Type (Shallow)	Steel
219-7152	0.996	25mm	0.270	Cup Type (Shallow)	Brass
219-7158	0.996	25mm	0.270	Cup Type (Shallow)	Brass
219-1008	1.000	1		Disc Type	Steel
219-4003	1.000	1		EZ-Seal Type (Rubber)	Rubber
219-4014	1.000	1		EZ-Seal Type (Rubber)	Rubber
219-5016	1.000	1	0.330	Cup Type (Deep)	Stainless Steel
219-6008	1.001	1		Disc Type	Brass
219-3016	1.009	1	0.295	Cup Type (Deep)	Steel
219-8016	1.009	1	0.281	Cup Type (Deep)	Brass
219-3191	1.030	26mm		Cup Type (Deep)	Steel
219-1009	1.063	1-1/16		Disc Type	Steel
219-3086	1.071	1-1/16	0.640	Cup Type (Deep)	Steel
219-3174	1.073	1-5/64	0.280	Cup Type (Deep)	Steel
219-2168	1.115	28mm	0.341	Cup Type (Shallow)	Steel
219-7168	1.115	28mm	0.341	Cup Type (Deep)	Brass
219-1010	1.125	1-1/8		Disc Type	Steel
219-4004	1.125	1-1/8		EZ-Seal Type (Rubber)	Rubber
219-6010	1.126	1-1/8		Disc Type	Brass
219-3025	1.133	1-1/8	0.437	Cup Type (Deep)	Steel
219-8025	1.133	1-1/8	0.437	Cup Type (Deep)	Brass
219-5025	1.137	1-1/8	0.330	Cup Type (Deep)	Stainless Steel
219-1021	1.188	1-3/16		Disc Type	Steel
219-6021	1.188	1-3/16		Disc Type	Brass
219-3172	1.195	30mm	0.320	Cup Type (Deep)	Steel
219-8172	1.195	30mm	0.320	Cup Type (Deep)	Brass
219-3134	1.201	1-13/64	0.420	Cup Type (Deep)	Steel
219-3017	1.228	1-7/32	0.531	Cup Type (Deep)	Steel
219-8017	1.228	1-7/32	0.531	Cup Type (Deep)	Brass
219-1011	1.250	1-1/4		Disc Type	Steel


VICTOR REINZ®
Sealing Products

Part #	Plug Size (Decimal)*	Plug Size	Plug Height*	Plug Type	Material
219-3099	1.250	1-1/4	0.341	Cup Type (Deep)	Steel
219-4005	1.250	1-1/4		EZ-Seal Type (Rubber)	Rubber
219-6011	1.251	1-1/4		Disc Type	Brass
219-3204	1.255	1-1/4	0.437	Cup Type (Deep)	Steel
219-8204	1.255	1-1/4	0.437	Cup Type (Deep)	Brass
219-2110	1.260	1-1/4	0.312	Cup Type (Shallow)	Steel
219-5110	1.260	1-1/4	0.325	Cup Type (Deep)	Steel
219-7110	1.260	1-1/4	0.312	Cup Type (Shallow)	Brass
219-3173	1.272	32mm	0.400	Cup Type (Deep)	Steel
219-8173	1.272	32mm	0.400	Cup Type (Deep)	Brass
219-1023	1.313	1-5/16		Disc Type	Steel
219-2127	1.323	1-21/64	0.281	Cup Type (Shallow)	Steel
219-2186	1.335	1-21/64	0.300	Cup Type (Deep)	Steel
219-3179	1.348	34.3mm	0.500	Cup Type (Deep)	Steel
219-8179	1.348	34.3mm	0.500	Cup Type (Deep)	Brass
219-1012	1.375	1-3/8		Disc Type	Steel
219-4006	1.375	1-3/8		EZ-Seal Type (Rubber)	Rubber
219-1133	1.378	35mm		Disc Type	Steel
219-6012	1.378	1-3/8		Disc Type	Brass
219-6133	1.378	35mm		Disc Type	Brass
219-2193	1.385	1-3/8	0.340	Cup Type (Shallow)	Steel
219-3080	1.385	1-3/8	0.500	Cup Type (Deep)	Steel
219-8080	1.385	1-3/8	0.500	Cup Type (Deep)	Brass
219-3171	1.394	35mm	0.408	Cup Type (Deep)	Steel
219-8171	1.394	35mm	0.408	Cup Type (Deep)	Brass
219-2182	1.448	1-7/16	0.431	Cup Type (Deep)	Steel
219-3187	1.448	36.5mm	0.397	Cup Type (Deep)	Steel
219-8187	1.448	36.5mm	0.312	Cup Type (Deep)	Brass
219-1102	1.484	1-31/64		Disc Type	Steel
219-6102	1.487	1-31/64		Disc Type	Brass
219-1013	1.500	1-1/2		Disc Type	Steel
219-4007	1.500	1-1/2		EZ-Seal Type (Rubber)	Rubber
219-2184	1.507	38mm	0.312	Cup Type (Shallow)	Steel
219-3133	1.507	1-1/2	0.325	Cup Type (Deep)	Steel
219-6013	1.507	1-1/2		Disc Type	Brass
219-8133	1.507	1-1/2	0.325	Cup Type (Deep)	Brass
219-8184	1.507	38mm	0.312	Cup Type (Deep)	Brass
219-3085	1.508	1-1/2	0.625	Cup Type (Deep)	Steel
219-8030	1.508	1-1/2	0.625	Cup Type (Deep)	Brass

Part #	Plug Size (Decimal)*	Plug Size	Plug Height*	Plug Type	Material
219-8085	1.508	1-1/2	0.625	Cup Type (Deep)	Brass
219-5133	1.509	1-1/2	0.310	Cup Type (Deep)	Stainless Steel
219-3030	1.517	1-1/2	0.375	Cup Type (Deep)	Steel
219-2181	1.571	1-9/16	0.305	Cup Type (Deep)	Steel
219-1134	1.575	40mm		Disc Type	Steel
219-7159	1.575	40mm	0.288	Cup Type (Shallow)	Brass
219-2159	1.585	40mm	0.283	Cup Type (Shallow)	Steel
219-3199	1.587	41mm	0.470	Cup Type (Deep)	Steel
219-3176	1.590	40mm	0.456	Cup Type (Deep)	Steel
219-8176	1.590	40mm	0.456	Cup Type (Deep)	Brass
219-1014	1.625	1-5/8		Disc Type	Steel
219-4008	1.625	1-5/8		EZ-Seal Type (Rubber)	Rubber
219-6014	1.628	1-5/8		Disc Type	Brass
219-3183	1.630	1-41/64	0.568	Cup Type (Deep)	Steel
219-3186	1.633	41.5mm	0.343	Cup Type (Deep)	Steel
219-3041	1.635	1-5/8	0.593	Cup Type (Deep)	Steel
219-5126	1.635	1-5/8	0.593	Cup Type (Deep)	Stainless Steel
219-8041	1.635	1-5/8	0.593	Cup Type (Deep)	Brass
219-2183	1.638	1-41/64	0.350	Cup Type (Deep)	Steel
219-7183	1.638	1-41/64	0.350	Cup Type (Shallow)	Brass
219-2126	1.640	1-5/8	0.365	Cup Type (Shallow)	Steel
219-7126	1.640	1-5/8	0.365	Cup Type (Shallow)	Brass
219-3196	1.663	42.3mm	0.519		
219-8196	1.663	42.3mm	0.519	Cup Type (Deep)	Brass
219-3177	1.675	42.6mm	0.378	Cup Type (Deep)	Steel
219-2076	1.703	1-45/64	0.281	Cup Type (Shallow)	Steel
219-7076	1.704	1-45/64	0.281	Cup Type (Shallow)	Brass
219-1103	1.734	1-47/64		Disc Type	Steel
219-1015	1.750	1-3/4		Disc Type	Steel
219-4009	1.750	1-3/4		EZ-Seal Type (Rubber)	Rubber
219-6015	1.753	1-3/4		Disc Type	Brass
219-2057	1.758	1-3/4	0.250	Cup Type (Shallow)	Steel
219-3075	1.758	1-3/4	0.363	Cup Type (Deep)	Steel
219-3082	1.758	1-3/4	0.593	Cup Type (Deep)	Steel
219-5075	1.758	1-3/4	0.350	Cup Type (Deep)	Steel
219-8075	1.758	1-3/4	0.363	Cup Type (Deep)	Brass
219-8082	1.758	1-3/4	0.593	Cup Type (Deep)	Brass
219-3168	1.765	44.5mm	0.533	Cup Type (Deep)	Steel
219-3198	1.765	1-49/64	0.406	Cup Type (Deep)	Steel

Part #	Plug Size (Decimal)*	Plug Size	Plug Height*	Plug Type	Material
219-3076	1.783	1-3/4	0.380	Cup Type (Deep)	Steel
219-3175	1.788	45mm	0.470	Cup Type (Deep)	Steel
219-8175	1.788	45mm	0.470	Cup Type (Deep)	Brass
219-2096	1.802	1-51/64	0.250	Cup Type (Shallow)	Steel
219-2173	1.825	1-53/64	0.350	Cup Type (Shallow)	Steel
219-2155	1.843	46.5mm	0.290	Cup Type (Shallow)	Steel
219-7155	1.843	46.5mm	0.290	Cup Type (Shallow)	Brass
219-1020	1.875	1-7/8		Disc Type	Steel
219-4013	1.875	1-7/8		EZ-Seal Type (Rubber)	Rubber
219-6020	1.878	1-7/8		Disc Type	Brass
219-3180	1.883	1-7/8	0.473	Cup Type (Deep)	Steel
219-2161	1.885	1-7/8	0.265	Cup Type (Deep)	Steel
219-3050	1.888	1-7/8	0.447	Cup Type (Deep)	Steel
219-5050	1.888	1-7/8	0.380	Cup Type (Deep)	Stainless Steel
219-8050	1.888	1-7/8	0.447	Cup Type (Deep)	Brass
219-3167	1.901	1-29/32	0.600	Cup Type (Deep)	Steel
219-8167	1.901	1-29/32	0.600	Cup Type (Deep)	Brass
219-2172	1.921	1-59/64	0.235	Cup Type (Shallow)	Steel
219-1043	1.938	1-15/16		Disc Type	Steel
219-3040	1.943	1-15/16	0.800	Cup Type (Deep)	Steel
219-8040	1.943	1-15/16	0.800	Cup Type (Deep)	Brass
219-2196	1.956	1-61/64	0.718	Cup Type (Deep)	Steel
219-3042	1.956	1-61/64	0.718	Cup Type (Deep)	Steel
219-8042	1.956	1-61/64	0.718	Cup Type (Deep)	Brass
219-3185	1.975	50mm	0.596	Cup Type (Deep)	Steel
219-2058	1.978	1-31/32	0.218	Cup Type (Shallow)	Steel
219-8185	1.983	50mm	0.474	Cup Type (Deep)	Brass
219-3170	1.985	50mm	0.474	Cup Type (Deep)	Steel
219-8170	1.985	50mm	0.474	Cup Type (Deep)	Brass
219-1026	2.000	2		Disc Type	Steel
219-4010	2.000	2		EZ-Seal Type (Rubber)	Rubber
219-3194	2.003	2	0.415	Cup Type (Deep)	Steel
219-6026	2.003	2		Disc Type	Brass
219-5066	2.005	2	0.350	Cup Type (Deep)	Steel
219-3201	2.010	2.00	0.438	Cup Type (Deep)	Steel
219-2083	2.013	2-1/64	0.240	Cup Type (Shallow)	Steel
219-3069	2.017	2-1/64	0.590	Cup Type (Deep)	Steel
219-8069	2.017	2-1/64	0.406	Cup Type (Deep)	Brass
219-2066	2.020	2	0.406	Cup Type (Shallow)	Steel

Part #	Plug Size (Decimal)*	Plug Size	Plug Height*	Plug Type	Material
219-7066	2.020	2	0.406	Cup Type (Shallow)	Brass
219-2059	2.062	2-1/16	0.343	Cup Type (Shallow)	Steel
219-7059	2.062	2-1/16	0.343	Cup Type (Shallow)	Brass
219-1068	2.063	2-1/16		Disc Type	Steel
219-3112	2.065	2-1/16	0.510	Cup Type (Deep)	Steel
219-2150	2.098	2-3/32	0.270	Cup Type (Shallow)	Steel
219-3131	2.098	2-3/32	0.610	Cup Type (Deep)	Steel
219-2078	2.101	2-7/64	0.296	Cup Type (Shallow)	Steel
219-1129	2.105	2.105		Disc Type	Steel
219-3181	2.106	2-7/64	0.360	Cup Type (Deep)	Steel
219-1044	2.125	2-1/8		Disc Type	Steel
219-4011	2.125	2-1/8		EZ-Seal Type (Rubber)	Rubber
219-2170	2.135	2-9/64	0.360	Cup Type (Shallow)	Steel
219-3084	2.146	2-9/64	0.600	Cup Type (Deep)	Steel
219-2071	2.148	2-5/32	0.328	Cup Type (Shallow)	Steel
219-3195	2.156	2-5/32	0.358	Cup Type (Deep)	Steel
219-7074	2.181	2-3/16	0.343	Cup Type (Shallow)	Brass
219-2074	2.188	2-3/16	0.344	Cup Type (Shallow)	Steel
219-3147	2.194	2-3/16	0.343	Cup Type (Deep)	Steel
219-2154	2.221	2-7/32	0.305	Cup Type (Shallow)	Steel
219-1022	2.250	2-1/4		Disc Type	Steel
219-4012	2.250	2-1/4		EZ-Seal Type (Rubber)	Rubber
219-3081	2.258	2-1/4	0.812	Cup Type (Deep)	Steel
219-2157	2.262	2-1/4	0.350	Cup Type (Shallow)	Steel
219-3090	2.262	2-17/64	0.355	Cup Type (Deep)	Steel
219-1137	2.280	2.280		Disc Type	Steel
219-3092	2.390	2-25/64	0.310	Cup Type (Deep)	Steel
219-3132	2.497	2-1/2	0.495	Cup Type (Deep)	Steel
219-2194	2.500	2-1/2	0.411	Cup Type (Shallow)	Steel
219-5132	2.500	2-1/2	0.387	Cup Type (Deep)	Steel
219-3089	2.575	2-37/64	0.301	Cup Type (Deep)	Steel

6 CYLINDER

Engine	Fuel	Line Numbers
DT-360	Diesel	1
DT-466	Diesel	2, 6, 7
DT-466B	Diesel	3-5
DT-466C	Diesel	3-9
DTA-466	Diesel	6, 7
DTA-466C	Diesel	6-9
DTI-466B	Diesel	3-5
DTI-466C	Diesel	6-9

8 CYLINDER

Engine	Fuel	Line Numbers
6.9L Vin Code A, B 1983-1987	Diesel	10
7.3L Vin Code C 1993	Diesel	11
7.3L Vin Code M 1988-1994	Diesel	11
7.3L T444E Power Stroke, 1995	Diesel	12
7.3L T444E Power Stroke, 1996	Diesel	13
7.3L T444E Power Stroke, 1997-1998	Diesel	14
9.0L; Diesel	Diesel	15
DT-466E	Diesel	16, 18
7.3L T444E Power Stroke, 1999-2001	Diesel	17
DT-466P	Diesel	19, 20

Line	Application	Part Description	Qty	Overhaul	Qty	In-Frame
1	DT-360; Diesel; Cyl.6 To S/N 39374	Kit Number	489-1010		489-5010	
		Sleeve Assembly	6	226-1830	6	226-1830
		Rod Bearing	6	CB-1394P	6	CB-1394P
		Undersizes		P-10-20-30		P-10-20-30
		Main Bearing Set	1	MS-1342P	1	MS-1342P
		Undersizes		P-10-20-30		P-10-20-30
		Head Set	1	HS54253	1	HS54253
		Lower Set / Oil Pan Set	1	CS54253	1	OS32197
2	DT-466; Diesel; Cyl.6 To S/N 74999	Kit Number	489-1000		489-5000	
		Sleeve Assembly	6	226-1585	6	226-1585
		Rod Bearing	6	CB-675P	6	CB-675P
		Undersizes		P-10-20-30-40		P-10-20-30-40
		Main Bearing Set	1	MS-1343P	1	MS-1343P
		Undersizes		P-10-20-30		P-10-20-30
		Head Set / Engine Kit Gasket Set	1	HS3872	1	EK3515VR
				Lower Set	1	CS3872
		Rear Main Seal Set	1	SS47866		
3	DTI-466B, DT-466B, DT-466C; Diesel; Cyl.6 DT-466B S/N 76440 to 439617, DTI-466B S/N 76440 to 439617, DT-466C S/N 439618 to 440035; 3 Ring Piston	Kit Number	489-1001		489-5001	
		Sleeve Assembly	6	226-1919	6	226-1919
		Rod Bearing	6	CB-675P	6	CB-675P
		Undersizes		P-10-20-30-40		P-10-20-30-40
		Main Bearing Set	1	MS-1343P	1	MS-1343P
		Undersizes		P-10-20-30		P-10-20-30
		Head Set / Engine Kit Gasket Set	1	HS3872	1	EK3515VR
				Lower Set	1	CS3872
		Rear Main Seal Set	1	SS47866		
4	DTI-466B, DT-466B, DT-466C; Diesel; Cyl.6 DT-466B S/N 76440 to 439617, DTI-466B S/N 76440 to 439617, DT-466C S/N 439618 to 440035; 3 Ring Piston; COOL WAVE LINER	Kit Number	489-1013		489-5013	
		Sleeve Assembly	6	226-1929	6	226-1929
		Rod Bearing	6	CB-675P	6	CB-675P
		Undersizes		P-10-20-30-40		P-10-20-30-40
		Main Bearing Set	1	MS-1343P	1	MS-1343P
		Undersizes		P-10-20-30		P-10-20-30
		Head Set / Engine Kit Gasket Set	1	HS3872	1	EK3515VR
				Lower Set	1	CS3872
		Rear Main Seal Set	1	SS47866		
5	DTI-466B, DT-466B, DT-466C; Diesel; Cyl.6 DT-466B S/N 76440 to 439617, DTI-466B S/N 76440 to 439617, DT-466C S/N 439618 to 440035; 4 Ring Piston	Kit Number	489-1003		489-5003	
		Sleeve Assembly	6	226-1944	6	226-1944
		Rod Bearing	6	CB-675P	6	CB-675P
		Undersizes		P-10-20-30		P-10-20-30
		Main Bearing Set	1	MS-1343P	1	MS-1343P
		Undersizes		P-10-20-30		P-10-20-30
		Head Set / Engine Kit Gasket Set	1	HS3872	1	EK3515VR
				Lower Set	1	CS3872
		Rear Main Seal Set	1	SS47866		



Line	Application	Part Description	Qty	Overhaul	Qty	In-Frame
6	DTA-466, DT-466, DTA-466C, DT-466C, DTI-466C; Diesel; Cyl.6 DT-466 From S/N 618496, DT-466C S/N 440036 to 594840, DTI-466C S/N 439618 to 594840, DTA-466C to S/N 594840, DTA-466 From S/N 618496; 3 Ring Piston	Kit Number		489-1004		489-5004
		Sleeve Assembly	6	226-1919	6	226-1919
		Rod Bearing	6	CB-1365P	6	CB-1365P
		Undersizes		P-10-20-30		P-10-20-30
		Main Bearing Set	1	MS-1642P	1	MS-1642P
		Undersizes		P-10-20-30		P-10-20-30
		Head Set / Engine Kit Gasket Set	1	HS3872	1	EK3515VR
		Lower Set	1	CS3872		
Rear Main Seal Set	1	SS47866				
8	DTI-466C, DT-466C, DTA-466C; Diesel; Cyl.6 DT-466C S/N 440036 to 594840, DTI-466C S/N 439618 to 594840, DTA-466C to S/N 532980, 4 Ring Piston	Kit Number		489-1011		489-5011
		Sleeve Assembly	6	226-1944	6	226-1944
		Rod Bearing	6	CB-1365P	6	CB-1365P
		Undersizes		P-10-20-30		P-10-20-30
		Main Bearing Set	1	MS-1642P	1	MS-1642P
		Undersizes		P-10-20-30		P-10-20-30
		Head Set / Engine Kit Gasket Set	1	HS3872	1	EK3515VR
		Lower Set	1	CS3872		
Rear Main Seal Set	1	SS47866				
9	DTI-466C, DT-466C, DTA-466C; Diesel; Cyl.6 DT-466C S/N 594841 to 618495, DTI-466C S/N 594841 to 618495, DTA-466C S/N 594841 to 618495, 3 Ring Piston	Kit Number		489-1012		489-5012
		Sleeve Assembly	6	226-1850	6	226-1850
		Rod Bearing	6	CB-1365P	6	CB-1365P
		Undersizes		P-10-20-30		P-10-20-30
		Main Bearing Set	1	MS-1642P	1	MS-1642P
		Undersizes		P-10-20-30		P-10-20-30
		Head Set / Engine Kit Gasket Set	1	HS3872	1	EK3515VR
		Lower Set	1	CS3872		
Rear Main Seal Set	1	SS47866				
10	6.9L Vin Code A 1983-1987, 6.9L Vin Code B 1983-1987; Diesel; Cyl.8	Kit Number		489-1006		489-5006
		Piston	8	TC2190	8	TC2190
		Oversizes		std.,.020,.030,.040,.060		std.,.020,.030,.040,.060
		Ring Set	1	41333	1	41333
		Oversizes		std.,.020,.030,.040,.060		std.,.020,.030,.040,.060
		Rod Bearing	8	CB-1327P	8	CB-1327P
		Undersizes		P-10-20-30		P-10-20-30
		Main Bearing Set	1	MS-1596P	1	MS-1596P
		Undersizes		P-10-20-30		P-10-20-30
		Full Gasket Set / Head Set	1	95-3337VR	1	HS3789
		Manifold Set	1	MS15968	1	MS15968
Oil Pan Set			1	OS32053		









Line	Application	Part Description	Qty	Overhaul	Qty	In-Frame
11	7.3L Vin Code C 1993, 7.3L Vin Code M 1988-1994; Diesel; Cyl.8	Kit Number		489-1007		489-5007
		Piston	8	TC2908	8	TC2908
		Oversizes		std.,.020,.030,.040		std.,.020,.030,.040
		Ring Set	1	41548	1	41548
		Oversizes		std.,.020,.030,.040		std.,.020,.030,.040
		Rod Bearing	8	CB-1327P	8	CB-1327P
		Undersizes		P-10-20-30		P-10-20-30
		Main Bearing Set	1	MS-1596P	1	MS-1596P
		Undersizes		P-10-20-30		P-10-20-30
		Full Gasket Set / Head Set	1	95-3299VR	1	HS5869
		Manifold Set	1	MS15968	1	MS15968
Oil Pan Set			1	OS32053		
12	7.3L T444E Power Stroke, 1995; Diesel; Cyl.8 Kit Includes Front and Rear Seals. Kit Does Not Include Valve Cover Gasket.	Kit Number				489-5014
		Piston			8	TC3163
		Oversizes				std.,.020,.030,.040
		Ring Set			1	41768
		Oversizes				std.,.020,.030,.040
		Rod Bearing			8	CB-1633P
		Undersizes				P-10-20-30
		Main Bearing Set			1	MS-2034P
		Undersizes				P-10-20-30
		Head Set			1	HS54204A
		Lower Set			1	CS54204-2
13	7.3L T444E Power Stroke, 1996; Diesel; Cyl.8 Kit Includes Front and Rear Seals. Kit Does Not Include Valve Cover Gasket.	Kit Number				489-5008
		Piston			8	TC3163
		Oversizes				std.,.020,.030,.040
		Ring Set			1	41768
		Oversizes				std.,.020,.030,.040
		Rod Bearing			8	CB-1633P
		Undersizes				P-10-20-30
		Main Bearing Set			1	MS-2034P
		Undersizes				P-10-20-30
		Head Set			1	HS54204A
		Lower Set			1	CS54204-3
14	7.3L T444E Power Stroke, 1997-1998; Diesel; Cyl.8 Kit Includes Front and Rear Seals. Kit Does Not Include Valve Cover Gasket.	Kit Number				489-5009
		Piston			8	TC3163
		Oversizes				std.,.020,.030,.040
		Ring Set			1	41768
		Oversizes				std.,.020,.030,.040
		Rod Bearing			8	CB-1633P
		Undersizes				P-10-20-30
		Main Bearing Set			1	MS-2034P
		Undersizes				P-10-20-30
		Head Set			1	HS54204A
		Lower Set			1	CS54204-4









Line	Application	Part Description	Qty	Overhaul	Qty	In-Frame
15	9.0L; Diesel; Cyl.8	Kit Number		489-1005		489-5005
		Rebore Kit	8	224-3190	8	224-3190
		Oversizes		std.,.020		std.,.020
		Rod Bearing	8	CB-1266P	8	CB-1266P
		Undersizes		P-10-20-30		P-10-20-30
		Main Bearing Set	1	MS-883P	1	MS-883P
		Undersizes		P-10-20-30		P-10-20-30
		Head Set	1	HS4851	1	HS4851
	Lower Set / Oil Pan Set	1	CS4851	1	OS31571	
16	DT-466E; Diesel; Cyl. 6 175hp to 210hp, S/N 980820 thru 1194038	Kit Number				489-5016
		Sleeve Assembly			6	226-1963
		Rod Bearing			6	CB-1659P
		Undersizes				P-10-20
		Main Bearing Set			1	MS-2096P
		Undersizes				P-20
		Head Set			1	HS54189
		Oil Pan Set			1	OS32226
17	7.3L T444E Power Stroke, 1999-2001; Diesel; Cyl. 8 Kit Includes Front and Rear Seals. Kit Does Not Include Valve Cover Gasket.	Kit Number				489-5015
		Piston			8	TC3409
		Oversizes				std.,.020,.030
		Ring Set			1	41768
		Oversizes				std.,.020,.030
		Rod Bearing			8	CB-1633P
		Undersizes				P-10-20-30
		Main Bearing Set			1	MS-2034P
		Undersizes				P-10-20-30
		Head Set			1	HS54204A
Lower Set			1	CS54204-3		
18	DT-466E; Diesel; Cyl. 6 To Engine S/N 1126948	Kit Number				489-5017
		Sleeve Assembly			6	226-1962
		Rod Bearing			6	CB-1659P
		Undersizes				P-10-20
		Main Bearing Set			1	MS-2096P
		Undersizes				P-20
		Head Set			1	HS54189
		Oil Pan Set			1	OS32226
19	DT-466P; Diesel; Cyl. 6 1993-1994, To Engine S/N 888340	Kit Number				489-5018
		Sleeve Assembly			6	226-1960
		Rod Bearing			6	CB-1659P
		Undersizes				P-10-20
		Main Bearing Set			1	MS-2096P
		Undersizes				P-20
		Head Set			1	HS54189
		Oil Pan Set			1	OS32226









Line	Application	Part Description	Qty	Overhaul	Qty	In-Frame
20	DT-466P; Diesel; Cyl. 6 1995-1997, From Engine S/N 888341	Kit Number				489-5019
		Sleeve Assembly			6	226-1964
		Rod Bearing			6	CB-1659P
		Undersizes				P-10-20
		Main Bearing Set			1	MS-2096P
		Undersizes				P-20
		Head Set			1	HS54189
		Oil Pan Set			1	OS32226










Line No.	Cyl. Dia.	No. Cyl.	ASSEMBLIES AND COMPONENT PARTS							GASKET SETS			
			 Cylinder Kits	 Liners	 Pistons	 PISTON RINGS			 Pins 223-1  Bushing 223-3	 Full Sets Lower Sets	 Head Sets Oil Pan Sets		
						Set No.	Comp.	Oil					
1	3.000"	6	175 CID (2.9L) GRD175/HD174 INTERNATIONAL GASOLINE ENGINE (1937-1947)							Pan Set OS30414 Water Gskt C24672 Water Gskt C24672VF (Victo-Foam) Fuel Pump D34545 (Bowl Gasket)			
2	3.000"	6	175 CID (2.9L) GRD175A INTERNATIONAL GASOLINE ENGINE (1941-1947)							Pan Set OS30414 Water Gskt C24672 Water Gskt C24672VF (Victo-Foam) Fuel Pump D34545 (Bowl Gasket)			
3	3.250"	4	135 CID (2.2L) C5 INTERNATIONAL GASOLINE ENGINE							Head Gskt 1342G Pan Set OS30427			
4	3.268"	6	198 CID (3.2L) 6-33 NISSAN DIESEL ENGINE (1976-1979)										
5	3.268"	6	198 CID (3.2L) 6-33T NISSAN TURBOCHARGED DIESEL ENGINE										
6	3.313"	6	213 CID (3.5L) HD3/HD4 INTERNATIONAL GASOLINE ENGINE (1935-1937)										
7	3.313"	6	214 CID (3.5L) GRD214/GRD214A INTERNATIONAL GASOLINE ENGINE							Valve Seal B45229 (Intake/Exhaust)			











Line No.	Exh. or Int.	VALVE TRAIN PARTS				BEARINGS			Std. Shaft Diameter	
										
							Standard Part No.	Undersizes		
1						C.S. SH-69S Note: Contains One Bearing, Order As Required			2.1855/2.1860	
2						C.S. SH-69S Note: Contains One Bearing, Order As Required			2.1885/2.1860	
3										
4						R.B. CB-988P .25mm-.50mm-.75mm M.S. MS-1332P 1-2-3 MB-642P 4 Note: Requires Thrust Washer Set, Not Included.			2.0832/2.0837 2.7916/2.7921	
5						R.B. CB-988P .25mm-.50mm-.75mm M.S. MS-1332P 1-2-3 MB-642P 4 Note: Requires Thrust Washer Set, Not Included.			2.0832/2.0837 2.7916/2.7921	
6						C.S. SH-69S Note: Contains One Bearing, Order As Required			2.1855/2.1860	
7						C.S. SH-69S Note: Contains One Bearing, Order As Required			2.1855/2.1860	










Line No.	Cyl. Dia.	No. Cyl.	ASSEMBLIES AND COMPONENT PARTS						GASKET SETS			
			 Cylinder Kits	 Liners	 Pistons	 PISTON RINGS			 Pins 223-1  Bushing 223-3	 Full Sets Lower Sets	 Head Sets Oil Pan Sets	
						Set No.	Comp.	Oil				
8	3.313"	6	233 CID (3.8L) GRD233/HD232 INTERNATIONAL GASOLINE ENGINE (1937-1949)									
			226-8005(1) 226-8054(2) Notes: 1. .125" Thickness Cylinder Sleeve Wall 2. .094" Thickness Cylinder Sleeve Wall						Pan Set OS30414 Water Gskt C24672 Water Gskt C24672VF (Victo-Foam) Fuel Pump D34545 (Bowl Gasket)			
9	3.313"	6	233 CID (3.8L) GRD233A/HD232A INTERNATIONAL GASOLINE ENGINE (1937-1942)									
10	3.375"	6	241 CID (3.9L) FAB INTERNATIONAL GASOLINE ENGINE (1937-1941)									
									Pan Set OS30972 Front Seal 49618 Valve Seal B45229 (Intake/Exhaust) Air Clean. G25936 (Mount Gasket)			
11	3.375"	6	241 CID (3.9L) FAC INTERNATIONAL GASOLINE ENGINE (1941-1947)									
									Pan Set OS30972 Front Seal 49618 Valve Seal B45229 (Intake/Exhaust) Air Clean. G25936 (Mount Gasket)			
12	3.438"	6	250 CID (4.1L) BLD250 INTERNATIONAL GASOLINE ENGINE (1941-1949)									
									Pan Set OS30972 Front Seal 49618 Valve Seal B45229 (Intake/Exhaust) Fuel Pump D34545 (Bowl Gasket) Fan Seal 49618 Air Clean. G25936 (Mount Gasket)			










Line No.	VALVE TRAIN PARTS					BEARINGS			
	Exh. or Int.								
							Standard Part No.	Undersizes	
8	Exh.				216-5080 (48067H)	C.S.	SH-69S		2.1855/2.1860
	Int.				216-5080 (48067H)	Note: Contains One Bearing, Order As Required			
	Exh.	218-7471	Valve Seat						
	Int.	218-7623	Valve Seat						
9						C.S.	SH-69S		2.1855/2.1860
						Notes: Contains One Bearing, Order As Required			
10	Exh.				216-5081 (33896H)				
	Int.				216-5081 (33896H)				
	Exh.	218-4006	Valve Seat - Powdered Metal						
	Exh.	218-7493	Valve Seat						
	Int.	218-4003	Valve Seat - Powdered Metal						
	Int.	218-7617	Valve Seat - High Chrome						
11									
12	Int.				216-5081 (33896H)	R.B	CB-452P		2.1220/2.1230
	Exh.				216-5081 (33896H)				
	Exh.	218-7493	Valve Seat						
	Exh.	218-4006	Valve Seat - Powdered Metal						
	Int.	218-7619 (131197H)	Valve Seat						









Line No.	Cyl. Dia.	No. Cyl.	ASSEMBLIES AND COMPONENT PARTS						GASKET SETS		
			 Cylinder Kits	 Liners	 Pistons	 PISTON RINGS			 Pins 223-1  Bushing 223-3	 Full Sets Lower Sets	 Head Sets Oil Pan Sets
						Set No.	Comp.	Oil			
13	3.563"	6	220 CID (3.6L) BD220/BG220/S220/SD220/U220 INTERNATIONAL GASOLINE ENGINE (1955-1963)								
			<p>S5529(1) 2-1/8" 1-3/16" 1-3/32"</p> <p>S41811(2) 1-3/32" 1-3/16" 1-1/8"</p> <p>223-3469(3) (364913R1)</p> <p>Valve Seal B45229 (Intake/Exhaust)</p> <p>Notes: 1. Cast Iron Compression Rings 2. Chrome Cast Iron Compression Ring 3. Requires Light Reaming</p>								
14	3.563"	6	220 CID (3.6L) SD220 INTERNATIONAL LPG ENGINE (1953-1955)								
			<p>S41811(1) 1-3/32" 1-3/16" 1-1/8"</p> <p>S5529(2) 2-1/8" 1-3/16" 1-3/32"</p> <p>223-3469(3) (364913R1)</p> <p> Head Set HS1960 ■ Head Set HS3153W ● Head Gskt 3153 ● Head Gskt 1960 ■ Lower Set CS3153 ▲ Pan Set OS31569 Valve Cvr VS39723 ● Valve Cvr VS39681 ■ P.Rod Cvr PS39682 Manif Set MS16022 Front Cvr JV792 Rear Seal JV713 Valve Seal B45229 (Exhaust) Valve Seal B45356 (Intake) Water Gskt C25487 Fuel Pump D34545 (Bowl Gasket) Fuel Pump D27094 (Gasket) Air Clean. G25936 (Mount Gasket) </p> <p>Notes: 1. Chrome Cast Iron Compression Ring 2. Cast Iron Compression Rings 3. Requires Light Reaming</p> <p> ■ Straight Valves ● Tilted Valves ▲ Set Includes Front and Rear Seals. </p>								











Line No.	VALVE TRAIN PARTS				BEARINGS				
	Exh. or Int.	Valves	Guides	Springs	Keepers	Pos.	Standard Part No.	Undersizes	Std. Shaft Diameter
									
13	Exh.		217-3747 (134567R1)		216-5144A	R.B.	CB-475P	10-20-30-40	2.3730/2.3740
	Exh.				216-5145 ●	C.S.	SH-220S		Note: Contains Late Style Bearing with 2 Oil Holes. Will Service Both Early and Late Engines
	Int.	211-1744 (127201R1)	217-3747 (134567R1)		216-5144A				
Int.				216-5145 ●					
		213-1649 (684729C1)	Mechanical Lifter						
		● Hardened							
		OIL PUMP							
	601-1087 (230421R91)	Oil Pump							
	601-1230	Oil Pump Repair Kit							
14	Exh.		217-3747 (134567R1)	212-1066 ● (315744R1)	216-5145 ◆	R.B.	CB-475P	10-20-30-40	2.3730/2.3740
	Int.	211-1744 (127201R1)	217-3747 (134567R1)	212-1066 ●	216-5144 (41339D)	C.S.	SH-220S		Note: Contains Late Style Bearing with 2 Oil Holes. Will Service Both Early and Late Engines
	Int.				216-5145 ◆				
Exh.	218-7493 ★	Valve Seat							
Exh.	218-4006	Valve Seat (Powdered Metal)							
Int.	218-7619 (131197H)	Valve Seat							
	213-1649 (684729C1)	Mechanical Lifter							
		● With Roto-Valve Only							
		◆ Hardened							
		★ Also Available in .005", .010" and .030" Oversize							
		OIL PUMP							
	601-1087 (230421R91)	Oil Pump							
	601-1230	Oil Pump Repair Kit							









Line No.	Cyl. Dia.	No. Cyl.	ASSEMBLIES AND COMPONENT PARTS						GASKET SETS			
			 Cylinder Kits	 Liners	 Pistons	 PISTON RINGS			 Pins 223-1 Bushing 223-3	 Full Sets Lower Sets	 Head Sets Oil Pan Sets	
						Set No.	Comp.	Oil				
15	3.563"	6	240 CID (3.9L) BD240/SD240 INTERNATIONAL GASOLINE ENGINE (1949-1969)									
						S41811(1) 1-3/32" 1-1/8"	1-3/16"	223-3469(3) (364913R1)	Head Set HS1960 ■ Head Set HS3153W ● Head Gskt 1960 ■ Head Gskt 3153 ● Lower Set CS3153 ▲ Pan Set OS31569 Valve Cvr VS39681 ■ Valve Cvr VS39723 ● P.Rod Cvr PS39682 Manif Set MS16022 Front Cvr JV792 (Set) Rear Seal JV713 Valve Seal B45229 (Exhaust) Valve Seal B45356 (Intake) Water Gskt C25487 Fuel PumpD27094 (Gasket) Fuel Pump D34545 (Bowl Gasket) Air Clean. G25936 (Mount Gasket)			
						S5529(2) 2-1/8" 1-3/32"	1-3/16"		■ Straight Valve ● Tilt Valve ▲ Set Includes Front and Rear Seals.			
			Notes: 1. Chrome Cast Iron Compression Ring 2. Cast Iron Compression Rings 3. Requires Light Reaming									










Line No.	VALVE TRAIN PARTS				BEARINGS				
	Exh. or Int.	Valves 	Guides 	Springs 	Keepers 	Pos. 	BEARINGS 		Std. Shaft Diameter 
							Standard Part No.	Undersizes	
15	Exh.		217-3747 (134567R1)	212-1066 ● (315744R1)		R.B.	CB-475P	10-20-30-40	2.3730/2.3740
	Int.	211-1744 (127201R1)	217-3747 (134567R1)	212-1066 ● (315744R1)	216-5144 (41339D)	C.S.	SH-220S		Note: Contains Late Style Bearing with 2 Oil Holes. Will Service Both Early and Late Engines
	Int.	211-1746 (234276R1)	217-3747 (134567R1)		216-5145 ◆				
	Exh.	218-7493 ★	Valve Seat						
	Exh.	218-4006	Valve Seat - Powdered Metal						
	Exh.	218-8005	Valve Seat - Universal Type						
	Int.	218-7619 (131197H)	Valve Seat						
	Int.	218-8005	Valve Seat - Universal Type						
		213-1649 (684729C1)	Mechanical Lifter						
		● Engines with Rotocap Assembly ◆ Hardened ★ Also Available in .005", .010" and .030" Oversize							
		OIL PUMP							
	601-1087 (230421R91)	Oil Pump							
	601-1230	Oil Pump Repair Kit							








Line No.	Cyl. Dia.	No. Cyl.	ASSEMBLIES AND COMPONENT PARTS						GASKET SETS			
			 Cylinder Kits	 Liners	 Pistons	 PISTON RINGS			 Pins 223-1  Bushing 223-3	 Full Sets Lower Sets	 Head Sets Oil Pan Sets	
						Set No.	Comp.	Oil				
16	3.563"	6	240 CID (3.9L) SD240 INTERNATIONAL LPG ENGINE (1953-1955)									Head Set HS1960 ■ Head Set HS3153W ● Head Gskt 1960 ■ Head Gskt 3153 ● Lower Set CS3153 Pan Set OS31569 Valve Cvr VS39681 ■ Valve Cvr VS39723 ● P.Rod Cvr PS39682 Manif Set MS16022 Front Cvr JV792 (Set) Rear Seal JV713 Valve Seal B45229 (Exhaust) Valve Seal B45356 (Intake) Water Gskt C25487 Fuel Pump D27094 (Gasket) Fuel Pump D34545 (Bowl Gasket) Air Clean. G25936 (Mount Gasket) ■ Straight Valve ● Tilt Valve
			S41811 (1) 1-3/32" 1-3/16" 1-1/8"	S5529 (2) 2-1/8" 1-3/16" 1-3/32"	223-3469 (3) (364913R1)							
17	3.563"	6	241 CID (3.9L) BG241 INTERNATIONAL GASOLINE ENGINE (1965-1966)									
			S5529 (1) 1-3/32" 1-3/16" 2-1/8"	S41811 (2) 1-3/32" 1-3/16" 1-1/8"	223-3469 (3) (364913R1)							
			Notes: 1. Chrome Cast Iron Compression Ring 2. Cast Iron Compression Rings 3. Requires Light Reaming									
			Notes: 1. Cast Iron Compression Rings 2. Chrome Cast Iron Compression Ring 3. Requires Light Reaming									










Line No.	VALVE TRAIN PARTS				BEARINGS				
	Exh. or Int.	 Valves	 Guides	 Springs	 Keepers	 Pos.			 Std. Shaft Diameter
							Standard Part No.	Undersizes	
16	Exh.		217-3747 (134567R1)	212-1066 ● (315744R1)		R.B.	CB-475P	10-20-30-40	2.3730/2.3740
	Int.	211-1744 (127201R1)	217-3747 (134567R1)	212-1066 ● (315744R1)	216-5144 (41339D)	C.S.	SH-220S		Note: Contains Late Style Bearing with 2 Oil Holes, Will Service Both Early and Late Engines
	Int.	211-1746 (234276R1)	217-3747 (134567R1)		216-5145 ◆				
	Exh.	218-7493 ★	Valve Seat						
	Exh.	218-4006	Valve Seat - Powdered Metal						
	Exh.	218-8005	Valve Seat - Universal Type						
	Int.	218-7619 (131197H)	Valve Seat						
	Int.	218-8005	Valve Seat - Universal Type						
			213-1649 (684729C1)	Mechanical Lifter					
			<ul style="list-style-type: none"> ● Engines with Rotocap Assembly ◆ Hardened ★ Also Available in .005", .010" and .030" Oversize 						
	 OIL PUMP								
	601-1087 (230421R91)	Oil Pump							
	601-1230	Oil Pump Repair Kit							
17						R.B.	CB-475P	10-20-30-40	2.3730/2.3740
						C.S.	SH-220S		Note: Contains Late Style Bearing with 2 Oil Holes, Will Service Both Early and Late Engines











Line No.	Cyl. Dia.	No. Cyl.	ASSEMBLIES AND COMPONENT PARTS						GASKET SETS		
			 Cylinder Kits	 Liners	 Pistons	 PISTON RINGS			 Pins 223-1 Bushing 223-3	 Full Sets Lower Sets	 Head Sets Oil Pan Sets
						Set No.	Comp.	Oil			
18	3.563"	6	241 CID (3.9L) BG241 INTERNATIONAL LPG ENGINE (1963-1970)								
						S5529(1)	1-3/32" 2-1/8"	1-3/16"			
						S41811(2)	1-3/32" 1-1/8"	1-3/16"			
			Notes: 1. Cast Iron Compression Rings 2. Chrome Cast Iron Compression Ring								
19	3.563"	6	269 CID (4.4L) BLD269 INTERNATIONAL GASOLINE ENGINE (1942-1956)								
						S5529(1)	2-1/8" 1-3/32"	1-3/16"			Pan Set OS30972 Front Seal 49618 Valve Seal B45229 (Intake/Exhaust) Fuel Pump D34545 (Gasket) Fan Seal 49618 Air Clean. G25936 (Mount Gasket)
			Notes: 1. Cast Iron Compression Rings								
20	3.563"	6	269 CID (4.4L) BLD269A INTERNATIONAL GASOLINE ENGINE (1942-1949)								
						S5529(1)	2-1/8" 1-3/32"	1-3/16"			Pan Set OS30972 Front Seal 49618 Valve Seal B45229 (Intake/Exhaust) Fan Seal 49618 Air Clean. G25936 (Mount Gasket)
			Notes: 1. Cast Iron Compression Rings								










Line No.	VALVE TRAIN PARTS				BEARINGS			
	Exh. or Int.							
							Standard Part No.	
18							R.B. CB-475P C.S. SH-220S Note: Contains Late Style Bearing with 2 Oil Holes, Will Service Both Early and Late Engines	10-20-30-40 2.3730/2.3740
19	Exh.				216-5081 (33896H)	R.B. CB-452P		2.1220/2.1230
	Int.				216-5081 (33896H)			
	Exh.	218-4006	Valve Seat - Powdered Metal					
	Exh.	218-7493 ★	Valve Seat					
	Int.	218-7619 (131197H)	Valve Seat					
		213-1649 (684729C1)	Mechanical Lifter					
		★ Also Available in .005", .010" and .030" Oversize						
20	Exh.				216-5081 (33896H)	R.B. CB-452P		2.1220/2.1230
	Int.				216-5081 (33896H)			
	Exh.	218-4006	Valve Seat - Powdered Metal					
	Exh.	218-7493 ★	Valve Seat					
	Int.	218-7619 (131197H)	Valve Seat					
		★ Also Available in .005", .010" and .030" Oversize						










Line No.	Cyl. Dia.	No. Cyl.	ASSEMBLIES AND COMPONENT PARTS						GASKET SETS			
			 Cylinder Kits	 Liners	 Pistons	 PISTON RINGS			 Pins 223-1 Bushing 223-3	 Full Sets Lower Sets	 Head Sets Oil Pan Sets	
						Set No.	Comp.	Oil				
21	3.563"	6	269 CID (4.4L) FAC269 INTERNATIONAL GASOLINE ENGINE (1953-1962)									
						S5529(1)	2-1/8" 1-3/32"	1-3/16"				
			Notes: 1. Cast Iron Compression Rings									
22	3.625"	8	266 CID (4.4L) V266 INTERNATIONAL GASOLINE ENGINE (1959-1975)									
						S40222(1)	2-3/32"	1-3/16"				
			Notes: 1. Chrome Cast Iron Compression Ring									In-Frame Overhaul Set 95-3002VR Head Set HS3175 ■ Head Gskt 3175 Lower Set CS3175 Pan Set OS30765 Valve Cvr VS38410 P.Rod Cvr PS36468 Int. Gskt MS15082 Exh. Gskt MS15094 Front Cvr JV825 Front Seal 49745 Front Seal SS49745 (Contains Sleeve) Rear Seal 46802 Rear Seal JV724 (Set) Valve Seal B45229 (Intake/Exhaust) Water Gskt C26472 Water Pmp K27896 Fuel Pump D27094 (Gasket) Carb. Gskt G30709 Exh. Pipe F7202 Air Clean. G27098 (Mount Gasket) ■ Exhaust Pipe Gasket Not Included, Order Separately










Line No.	VALVE TRAIN PARTS				BEARINGS				
	Exh. or Int.								
							Standard Part No.	Undersizes	
21									
22	Exh.	217-3836 (151798R1)	212-1385 ■ (223717R11)	216-5144A	R.B.	CB-581P	10-20-30-40-C60	2.3730/2.3740	
	Exh.		212-1094 ▲ (223717R11)	216-5145 ●	M.S. 1-2-4 5	MS-516P MB-1997P	10-20	2.7484/2.7494	
	Int.	217-3836 (151798R1)	212-1385 ■ (223717R11)	216-5144A	3	MB-1998P (F)		2.7484/2.7494	
	Int.		212-1094 ▲ (223717R11)	216-5145 ●	C.S.	SH-426S			
	Exh.	214-2092 (225825R91)	Rocker Arm - Use with 215-4157						
	Int.	214-2091 (225826R91)	Rocker Arm - Use With 215-4157						
		215-4156 (229604R1)	Pushrod - Socket End Type						
		215-4157 (151188R1)	Pushrod - Ball End Type						
		213-1650 (217158R91)	Hydraulic Lifter						
		▲ Engines with Rotocap Assembly ■ Engines Without Rotocap Assembly ● Hardened							
	 CAMSHAFT/TIMING COMPONENTS 								
		229-1415 (151985R3)	Camshaft						
		8-3336S	Timing Gear						
	 OIL PUMP								
		601-1039 (151075R93)	Oil Pump - Except Pickup and Scout						
		601-1236	Oil Pump Repair Kit - Except Pickup and Scout						




Line No.	Cyl. Dia.	No. Cyl.	ASSEMBLIES AND COMPONENT PARTS						GASKET SETS				
			 Cylinder Kits	 Liners	 Pistons	 PISTON RINGS			 Pins 223-1 Bushing 223-3	 Full Sets Lower Sets	 Head Sets Oil Pan Sets		
						Set No.	Comp.	Oil					
23	3.688"	6	264 CID (4.3L) B264 (CANADA) INTERNATIONAL GASOLINE ENGINE (1957-1969)										
						S40115(1)	1-3/32" 1-1/8"	1-3/16"					
			Notes: 1. Chrome Cast Iron Compression Ring										
24	3.688"	6	264 CID (4.3L) BD264 INTERNATIONAL GASOLINE ENGINE (1955-1969)										
			226-8060(1)			S40115(2)	1-3/32" 1-1/8"	1-3/16"	223-3469(3) (364913R1)				
			Notes: 1. .094" Thickness Cylinder Sleeve Wall 2. Chrome Cast Iron Compression Ring 3. Requires Light Reaming										
										Head Set HS1960 ■ Head Set HS3153W ● Head Gskt 1960 ■ Head Gskt 3153 ● Lower Set CS3153 Pan Set OS31569 Valve Cvr VS39681 ■ Valve Cvr VS39723 ● P.Rod Cvr PS39682 Manif Set MS16022 Front Cvr JV792 Rear Seal JV713 Valve Seal B45356 (Intake/Exhaust) Water Gskt C25487 Fuel Pump D27094 (Gasket) Fuel Pump D34545 (Bowl Gasket) Air Clean. G25936 (Mount Gasket)			
										■ Straight Valve ● Tilt Valve			











Line No.	VALVE TRAIN PARTS				BEARINGS				
	Exh. or Int.	 Valves	 Guides	 Springs	 Keepers	 Pos.	 Standard Part No.	 Undersizes	 Std. Shaft Diameter
23									
24	Exh.	217-3747 (134567R1)	212-1066 (315744R1)			R.B. CB-475P	10-20-30-40	2.3730/2.3740	
	Int.	211-1746 (234276R1)	217-3747 (134567R1)		216-5144 (41339D)	C.S. SH-220S			Note: Contains Late Style Bearing with 2 Oil Holes. Will Service Both Early and Late Engines.
	Int.				216-5145 ●				
	Exh.	218-4006	Valve Seat - Powdered Metal						
	Exh.	218-7493 ★	Valve Seat						
	Int.	218-7687 (110823R1)	Valve Seat						
		213-1649 (684729C1)	Mechanical Lifter						
		● Hardened							
		★ Also Available in .005", .010" and .030" Oversize							
		OIL PUMP							
		601-1087 (230421R91)	Oil Pump						
		601-1230	Oil Pump Repair Kit						








Line No.	Cyl. Dia.	No. Cyl.	ASSEMBLIES AND COMPONENT PARTS						GASKET SETS			
			 Cylinder Kits	 Liners	 Pistons	 PISTON RINGS			 Pins 223-1 Bushing 223-3	 Full Sets Lower Sets	 Head Sets Oil Pan Sets	
						Set No.	Comp.	Oil				
25	3.688"	6	264 CID (4.3L) BG264 INTERNATIONAL GASOLINE ENGINE (1955-1969)									
			226-8060(1)	S40115(2)	1-3/32" 1-1/8"	1-3/16"	223-3469(3) (365913R1)	Head Set HS1960 ■ Head Set HS3153W ● Head Gskt 1960 ■ Head Gskt 3153 ● Lower Set CS3153 Pan Set OS31569 Valve Cvr VS39681 ■ Valve Cvr VS39723 ● P.Rod Cvr PS39682 Manif Set MS16022 Front Cvr JV792 Rear Seal JV713 Valve Seal B45356 (Intake/Exhaust) Water Gskt C25487 Fuel Pump D27094 (Gasket)				
Notes: 1. .094" Thickness Cylinder Sleeve Wall 2. Chrome Cast Iron Compression Ring 3. Requires Light Reaming												
26	3.688"	6	265 CID (4.3L) BG265 INTERNATIONAL GASOLINE ENGINE									
				S40115(1)	1-3/32" 1-1/8"	1-3/16"	223-3469(2) (364913R1)					
Notes: 1. Chrome Cast Iron Compression Ring 2. Requires Light Reaming												










Line No.	VALVE TRAIN PARTS				BEARINGS					
	Exh. or Int.	Valves	Guides	Springs	Keepers	Pos.	Standard Part No.	Undersizes	Std. Shaft Diameter	
25	Exh.		217-3747 (134567R1)	212-1066 (315744R1)		R.B.	CB-475P	10-20-30-40	2.3730/2.3740	
	Int.	211-1746 (234276R1)	217-3747 (134567R1)		216-5144 (41339D)	C.S.	SH-220S		Note: Contains Late Style Bearing with 2 Oil Holes. Will Service Both Early and Late Engines.	
	Int.				216-5145 ●					
	Exh.	218-4006	Valve Seat - Powdered Metal							
	Exh.	218-7493 ★	Valve Seat							
	Int.	218-7687 (110823R1)	Valve Seat							
		213-1649 (684729C1)	Mechanical Lifter							
 CAMSHAFT/TIMING COMPONENTS 										
	K1018	Cam and Lifter Kit								
 OIL PUMP										
	601-1087 (230421R91)	Oil Pump								
	601-1230	Oil Pump Repair Kit								
26						R.B.	CB-475P	10-20-30-40	2.3730/2.3740	
						C.S.	SH-220S		Note: Contains Late Style Bearing with 2 Oil Holes, Will Service Both Early and Late Engines	








Line No.	Cyl. Dia.	No. Cyl.	ASSEMBLIES AND COMPONENT PARTS						GASKET SETS			
			 Cylinder Kits	 Liners	 Pistons	 PISTON RINGS			 Pins 223-1  Bushing 223-3	 Full Sets Lower Sets	 Head Sets Oil Pan Sets	
						Set No.	Comp.	Oil				
27	3.740"	8	363 CID (6.0L) VT365 POWER STROKE INTERNATIONAL DIESEL ENGINE									
			224-3454(1) 224-3455(2)						In-Frame Overhaul Set 95-3629VR Head Set HS54450 ■ Head Gskt 54450 Lower Set CS54450 Pan Set OS32271 Valve Cvr VS50395 Manif Set MIS19311 ▲ Int. Gskt MS19311 Exh. Gskt MS19312 Front Cvr JV5066 Front Seal 67726 Rear Seal JV1684 Valve Seal B45952 (Intake / Exhaust) Therm Gskt C31801 Water Gskt K31803 (From 9/22/2003) Water Gskt K31802 (Thru 9/21/2003) Exh. Pipe F31804 Fuel Inj. GS33442 ◆ Fuel Inj. GS33445 ●			
			Notes: 1. Also Available in .020", .030", and .040" Oversize 2. Destroyed .010" to Allow for Block Milling, Also Available in .020", .030", and .040" Oversize						■ Crankcase to Head Tubes Not Included ▲ Contains All Necessary Gasket for Intake Manifold Removal and Reinstallation) ◆ Contains Upper, Middle, Lower O-Rings, and Washer ● High Pressure Upper Injector Oil Inlet Seal			
28	3.750"	6	232 CID (3.8L) PT6 INTERNATIONAL GASOLINE ENGINE (1969-1972)									
			40619CP(1) 12-5/64" 6-3/16" 40668CP(2) 12-5/64" 6-3/16" (387058C91) 50668CP(3) 12-5/64" 6-3/16"									
			Notes: 1. Chrome Cast Iron Compression Ring 2. Moly Cast Iron Compression Ring 3. Cast Iron Compression Rings									










Line No.	VALVE TRAIN PARTS				BEARINGS				
	Exh. or Int.								
							Standard Part No.	Undersizes	
27	Exh. 211-4277 ● Int. 211-4276 ● ● Also Available in .015" Oversize					C.S.	SH-1996S		
28						R.B.	CB-960P	1-2-10-20-30-40	2.0948/2.0955
						M.S.	MS-704P	10-20-30-40	
						1-2-4	MB-2263P		2.4996/2.5001
						5-6-7			
						3	MB-2264P (F)		2.4996/2.5001
						C.S.	SH-1980S		


Line No.	Cyl. Dia.	No. Cyl.	ASSEMBLIES AND COMPONENT PARTS						GASKET SETS		
			 Cylinder Kits	 Liners	 Pistons	 PISTON RINGS			 Pins 223-1 Bushing 223-3	 Full Sets Lower Sets	 Head Sets Oil Pan Sets
						Set No.	Comp.	Oil			
29	3.750"	6	258 CID (4.2L) AMERICAN MOTORS GASOLINE ENGINE (1972-1974)								
						40619CP(1)	12-5/64"	6-3/16"			
						40668CP(2)	12-5/64"	6-3/16"			
						50668CP(3)	12-5/64"	6-3/16"			
			Notes: 1. Chrome Cast Iron Compression Ring 2. Moly Cast Iron Compression Ring 3. Cast Iron Compression Rings								
30	3.750"	6	298 CID (4.9L) FBB298/FBB3 INTERNATIONAL GASOLINE ENGINES								
						S40016(1)	3-1/8"	1-3/16"			
			Notes: 1. Chrome Cast Iron Compression Ring								
31	3.813"	6	282 CID (4.6L) BD282 INTERNATIONAL GASOLINE ENGINE (1953-1962)								
			226-8062(1)						Pan Set OS30972 Front Seal 49618 Valve Seal B45229 (Intake/Exhaust) Air Clean. G25936 (Mount Gasket) Fan Seal 49618		
			Notes: 1. .094" Thickness Cylinder Sleeve Wall								











Line No.	VALVE TRAIN PARTS				BEARINGS				
	Exh. or Int.								
							Standard Part No.	Undersizes	
29						R.B.	CB-960P	1-2-10-20-30-40	2.0948/2.0955
						M.S.	MS-704P	10-20-30-40	
						1-2-4	MB-2263P		2.4996/2.5001
						5-6-7			
						3	MB-2264P (F)		2.4996/2.5001
						C.S.	SH-1980S		
30									
31	Int.				216-5144 (41339D)	R.B.	CB-452P		2.1220/2.1230
	Int.				216-5145 ●				
	Exh.	218-4006	Valve Seat - Powdered Metal						
	Exh.	218-7493 ★	Valve Seat						
	Exh.	218-7585	Valve Seat						
	Int.	218-7687	Valve Seat						
		213-1649	Mechanical Lifter						
		● Hardened							
		★ Also Available in .005", .010" and .030" Oversize							








Line No.	Cyl. Dia.	No. Cyl.	ASSEMBLIES AND COMPONENT PARTS							GASKET SETS			
			 Cylinder Kits	 Liners	 Pistons	 PISTON RINGS			 Pins 223-1 Bushing 223-3	 Full Sets Lower Sets	 Head Sets Oil Pan Sets		
						Set No.	Comp.	Oil					
32	3.813"	6	282 CID (4.6L) BD282 INTERNATIONAL LPG ENGINE (1953-1962)										
			226-8062(1)							Pan Set OS30972 Front Seal 49618 Valve Seal B45229 (Intake/Exhaust) Air Clean. G25936 (Mount Gasket) Fan Seal 49618			
			Notes: 1. .094" Thickness Cylinder Sleeve Wall										
33	3.813"	6	301 CID (4.9L) D301 INTERNATIONAL DIESEL ENGINE (1960-1978)										
			226-8062(1)							223-3566(2) (306708R1) Full Set FS3843 Head Set HS3843 Head Gskt 3843 Pan Set OS31569 Valve Cvr VS18848 P.Rod Cvr PS39682 Front Seal 49276 Rear Seal 47816			
			Notes: 1. .094" Thickness Cylinder Sleeve Wall 2. Engines with 1.125" Piston Pin Diameter, Requires Boring										










Line No.	Exh. or Int.	VALVE TRAIN PARTS				BEARINGS			Std. Shaft Diameter
		Valves	Guides	Springs	Keepers	Pos.	Standard Part No.	Undersizes	
32	Int.				216-5144 (41339D)	R.B.	CB-452P		2.1220/2.1230
	Int.				216-5145 ●				
	Exh.	218-4006	Valve Seat - Powdered Metal						
	Exh.	218-7493 ★	Valve Seat						
	Exh.	218-7585 (125914R1)	Valve Seat						
	Int.	218-7687 (110823R1)	Valve Seat						
		213-1649 (684729C1)	Mechanical Lifter						
		● Hardened							
		★ Also Available in .005", .010" and .030"							
	33	Exh.	211-1719 (278302R1)	217-3881 (218300R1)	212-1097 (367192R1)	216-5144 (41339D)	R.B.	CB-550P	
Exh.					216-5145 ●	M.S.	MS-494P	10-20	
Int.		211-1718 (278301R1)	217-3881 (218300R1)	212-1097 (367192R1)	216-5144 (41339D)	1	MB-1909P	2.7480/2.7490	
Int.					216-5145 ●	2	MB-1910P	2.7480/2.7490	
						3	MB-1911P (F)	2.7480/2.7490	
						4	MB-1912P	2.7480/2.7490	
						Note: Engines With 3.750" Main Bearing Flange Outside Diameter			
Exh.		211-2129 (323800R1)	217-3881 (218300R1)	212-1066 (315744R1)	216-5144 (41339D)	M.S.	MS-683P	10-20	
Exh.					216-5145 ●	1	MB-1909P	2.7480/2.7490	
						2	MB-1910P	2.7480/2.7490	
						3	MB-2231P (F)	2.7480/2.7490	
						4	MB-1912P	2.7480/2.7490	
						Note: Engines With 4.000" Main Bearing Flange Outside Diameter			
Int.		211-2128 (323774R1)	217-3881 (218300R1)	212-1066 (315744R1)	216-5144 (41339D)	C.S.	SH-220S		
Int.					216-5145 ●				
Exh.	218-7389	Valve Seat							
	213-1649 (684729C1)	Mechanical Lifter							
	● Hardened								
		 OIL PUMP							
		601-1087 Oil Pump (230421R91)							
		601-1230 Oil Pump Repair Kit							









Line No.	Cyl. Dia.	No. Cyl.	ASSEMBLIES AND COMPONENT PARTS						GASKET SETS			
			 Cylinder Kits	 Liners	 Pistons	 PISTON RINGS			 Pins 223-1  Bushing 223-3	 Full Sets Lower Sets	 Head Sets Oil Pan Sets	
						Set No.	Comp.	Oil				
34	3.813"	6	308 CID (5.0L) BD308 INTERNATIONAL GASOLINE ENGINE (1955-1975)									
			226-8062(1)						Pan Set OS30972 Front Seal 49618 Valve Seal B45229 (Intake/Exhaust) Air Clean. G25936 (Mount Gasket) Fan Seal 49618			
			Notes: 1. .094" Thickness Cylinder Sleeve Wall									
35	3.875"	4	152 CID (2.5L) B152 INTERNATIONAL GASOLINE ENGINE (1961)									
									Full Set FS3175BX Head Set HS3175BX Head Gskt 3175 Pan Set OS30765 Valve Cvr VS38410X P.Rod Cvr PS38292 Int. Gskt MS15082X (From Engine S/N 109457) Exh. Gskt MS15094X Front Cvr JV825 Front Seal SS49745 (Contains Sleeve) Front Seal 49745 Rear Seal JV724 (Set) Rear Seal 46802 Valve Seal B45229 (Intake/Exhaust) Water Pump K27896 Fuel Pump D27094 Exh. Pipe F7202			
36	3.875"	4	152 CID (2.5L) 4-152 INTERNATIONAL GASOLINE ENGINE									
			S50414(1) 2-3/32" 1-3/16"									
			Notes: 1. Cast Iron Compression Rings									










Line No.	VALVE TRAIN PARTS				BEARINGS				
	Exh. or Int.								
							Standard Part No.	Undersizes	
34	Int.				216-5144 (41339D)	R.B.	CB-452P		2.1220/2.1230
	Int.				216-5145 ●				
	Exh.	218-7587	Valve Seat						
	Int.	218-7687 (110823R1)	Valve Seat						
		213-1649 (684729C1)	Mechanical Lifter						
		● Hardened							
35									
36						R.B.	CB-633P	10-20	2.3730/2.3740
						M.S.	MS-516P	10-20	
						1-2-4	MB-1997P		2.7484/2.7494
						5			
						3	MB-1998P (F)		2.7484/2.7494
						C.S.	SH-426S		











Line No.	Cyl. Dia.	No. Cyl.	ASSEMBLIES AND COMPONENT PARTS						GASKET SETS			
			 Cylinder Kits	 Liners	 Pistons	 PISTON RINGS			 Pins 223-1 Bushing 223-3	 Full Sets Lower Sets	 Head Sets Oil Pan Sets	
						Set No.	Comp.	Oil				
37	3.875*	4	152 CID (2.5L) COMANCHE FOUR INTERNATIONAL GASOLINE ENGINE									
			<p style="text-align: center;">S50414(1) 2-3/32" 1-3/16"</p> <p>Notes: 1. Cast Iron Compression Rings</p>									
38	3.875*	4	152 CID (2.5L) TURBO III INTERNATIONAL TURBOCHARGED GASOLINE ENGINE (1965-1967)									











Line No.	Exh. or Int.	VALVE TRAIN PARTS				BEARINGS			
		 Valves	 Guides	 Springs	 Keepers	 Pos.	 Standard Part No.	 Undersizes	 Std. Shaft Diameter
37						R.B. CB-633P	10-20	2.3730/2.3740	
						M.S. MS-516P	10-20		
					1-2-4 MB-1997P			2.7484/2.7494	
					5 MB-1998P (F)			2.7484/2.7494	
					3 C.S. SH-426S				
38						R.B. CB-633P	10-20	2.3730/2.3740	
						M.S. MS-516P	10-20		
					1-2-4 MB-1997P			2.7484/2.7494	
					5 MB-1998P (F)			2.7484/2.7494	
					3 C.S. SH-426S				




Line No.	Cyl. Dia.	No. Cyl.	ASSEMBLIES AND COMPONENT PARTS						GASKET SETS			
			 Cylinder Kits	 Liners	 Pistons	 PISTON RINGS			 Pins 223-1 Bushing 223-3	 Full Sets Lower Sets	 Head Sets Oil Pan Sets	
						Set No.	Comp.	Oil				
39	3.875"	8	304 CID (5.0L) V304/V304E INTERNATIONAL GASOLINE ENGINE (1959-1975)									
			226-8012(1) (334218C31)	TC1894 (151867R92)	S40220(3) (151867R92)	2-3/32"	1-3/16"					
			226-8062(2)		S50220(4)	2-3/32"	1-3/16"					
			Notes: 1. .125" Thickness Cylinder Sleeve Wall 2. .094" Thickness Cylinder Sleeve Wall 3. Moly Top Compression Ring 4. Cast Iron Compression Rings						In-Frame Overhaul Set 95-3002VR Head Set HS3175 ■ Head Gskt 3175 Lower Set CS3175 Pan Set OS30765 Valve Cvr VS38410 P.Rod Cvr PS36468 Int. Gskt MS15082 Exh. Gskt MS15094 Front Cvr JV825 Front Seal SS49745 (Contains Sleeve) Front Seal 49745 Rear Seal 46802 Rear Seal JV724 (Set) Valve Seal B45229 (Intake/Exhaust) Crank Srv. A336 Water Gskt C26472 Water Pmp K27896 Exh. Pipe F7202 Fuel Pump D27094 (Gasket) Air Clean. G27098 (Mount Gasket) ■ Exhaust Pipe Gasket Not Included, Order Separately			



Line No.	VALVE TRAIN PARTS					BEARINGS			
	Exh. or Int.	 Valves	 Guides	 Springs	 Keepers	 Pos.			 Std. Shaft Diameter
							Standard Part No.	Undersizes	
39	Exh.	211-1695 (151443R2)	217-3836 (151798R1)	212-1385 ■ (223717R11)	216-5144A	R.B.	CB-581P	10-20-30-40-60	2.3730/2.3740
	Exh.			212-1094 ▲ (223717R11)	216-5145 ●	M.S. 1-2-4 5	MS-516P MB-1997P	10-20	2.7484/2.7494
	Int.	211-1694 (151269R2)	217-3836 (151798R1)	212-1385 ■ (223717R11)	216-5144A	3	MB-1998P (F)		2.7484/2.7494
	Int.			212-1094 ▲ (223717R11)	216-5145 ●	C.S.	SH-426S		
	Exh.	218-7577 (151550R1)	Valve Seat						
	Exh.	214-2092 (225825R91)	Rocker Arm - Requires 215-4157						
	Int.	214-2091 (225826R91)	Rocker Arm - Requires 215-4157						
		215-4156 (229604R1)	Pushrod - Socket End Type						
		215-4157 (151188R1)	Pushrod - Ball End Type						
		213-1650 (217158R91)	Hydraulic Lifter						
	■ Except Engines With Rotocap Assembly ▲ Engines With Rotocap Assembly ● Hardened								
		CAMSHAFT/TIMING COMPONENTS							
	229-1415 (151985R3)	Camshaft - Hydraulic							
	8-3336S	Timing Gear - Matched Set							
		OIL PUMP							
	601-1039 (151075R93)	Oil Pump - (Except Scout and Pickup)							
	601-1236	Oil Pump Repair Kit - (Except Scout and Pickup)							











Line No.	Cyl. Dia.	No. Cyl.	ASSEMBLIES AND COMPONENT PARTS						GASKET SETS						
			 Cylinder Kits	 Liners	 Pistons	 PISTON RINGS			 Pins 223-1  Bushing 223-3	 Full Sets Lower Sets	 Head Sets Oil Pan Sets				
						Set No.	Comp.	Oil							
40	3.875"	8	304 CID (5.0L) V304/V304E INTERNATIONAL LPG ENGINE (1964-1975)												
			226-8012(1) TC1894 (334218C31)	S40220(3) 2-3/32" 1-3/16" (151867R92)				In-Frame Overhaul Set 95-3002VR Head Set HS3175 ■ Head Gskt 3175 Lower Set CS3175 Pan Set OS30765 Valve Cvr VS38410 P.Rod Cvr PS36468 Int. Gskt MS15082 Exh. Gskt MS15094 Front Cvr JV825 Front Seal SS49745 (Contains Sleeve) Front Seal 49745 Rear Seal 46802 Rear Seal JV724 (Set) Valve Seal B45229 (Intake/Exhaust) Crank Srv. A336 Water Gskt C26472 Water Pmp K27896 Exh. Pipe F7202 Fuel Pump D27094 (Gasket) Air Clean. G27098 (Mount Gasket) ■ Exhaust Pipe Gasket Not Included, Order Separately							
			226-8062(2)	S50220(4) 2-3/32" 1-3/16"											
			Notes: 1. .125" Thickness Cylinder Sleeve Wall 2. .094" Thickness Cylinder Sleeve Wall 3. Moly Top Compression Ring 4. Cast Iron Compression Rings												
41	3.875"	6	318 CID (5.2L) FBC318 INTERNATIONAL GASOLINE ENGINE (1941-1943)												
												Valve Cvr VS39661T P.Rod Cvr PS39519 Water Gskt C25487			










Line No.	VALVE TRAIN PARTS					BEARINGS			
	Exh. or Int.	Valves	Guides	Springs	Keepers	Pos.	BEARINGS		Std. Shaft Diameter
							Standard Part No.	Undersizes	
40	Exh.	211-1695 (151443R2)	217-3836 (151798R1)	212-1385 ■ (223717R11)	216-5144A	R.B.	CB-581P	10-20-30-40-60	2.3730/2.3740
	Exh.			212-1094 ▲ (223717R11)	216-5145 ●	M.S.	MS-516P	10-20	2.7484/2.7494
	Int.	211-1694 (151269R2)	217-3836 (151798R1)	212-1385 ■ (223717R11)	216-5144A	5			
	Int.			212-1094 ▲ (223717R11)	216-5145 ●	3	MB-1998P (F)		2.7484/2.7494
	Exh.	218-7577 (151550R1)	Valve Seat						
	Exh.	214-2092 (225825R91)	Rocker Arm - Requires 215-4157						
	Int.	214-2091 (225826R91)	Rocker Arm - Requires 215-4157						
		215-4156 (229604R1)	Pushrod - Socket End Type						
		215-4157 (151188R1)	Pushrod - Ball End Type						
		213-1650 (217158R91)	Hydraulic Lifter						
	■ Except Engines With Rotocap Assembly ▲ Engines With Rotocap Assembly ● Hardened								
	 CAMSHAFT/TIMING COMPONENTS 								
	229-1415 (151985R3)	Camshaft - Hydraulic							
	8-3336S	Timing Gear - Matched Set							
	 OIL PUMP								
	601-1039 (151075R93)	Oil Pump - (Except Scout and Pickup)							
	601-1236	Oil Pump Repair Kit - (Except Scout and Pickup)							
41									











Line No.	Cyl. Dia.	No. Cyl.	ASSEMBLIES AND COMPONENT PARTS						GASKET SETS				
			Cylinder Kits	Liners	Pistons	PISTON RINGS			Pins 223-1 Bushing 223-3	Full Sets Lower Sets	Head Sets Oil Pan Sets		
						Set No.	Comp.	Oil					
42	3.875"	6	318 CID (5.2L) RED318/RED318A INTERNATIONAL GASOLINE ENGINE (1944-1947)										
									223-3461(1) (118703H)	Valve Seal B45229 (Intake/Exhaust)			
			Notes: 1. Requires Light Reaming										
43	3.875"	8	345 CID (5.6L) V345/V345E INTERNATIONAL GASOLINE ENGINE (1959-1982)										
			226-8012(1)	TC1894 (334218C31)	S40220(3)	2-3/32"	1-3/16"					In-Frame Overhaul Set 95-3002VR	
			226-8063(2)	S50220(4)	2-3/32"	1-3/16"					Head Set HS3175Y ■ Head Gskt 3175 Lower Set CS3175 Pan Set OS30765 Valve Cvr VS38410 P.Rod Cvr PS38998 Int. Gskt MS15081 Exh. Gskt MS15094 Front Cvr JV825 Front Seal SS49745 (Contains Sleeve) Front Seal 49745 Rear Seal 46802 Rear Seal JV724 (Set) Valve Seal B45229 (Intake/Exhaust) Crank Srv. A336 Water Gskt C26472 Water Pmp K27896 Exh. Pipe F7202 Fuel Pump D27094 (Gasket) Air Clean. G27098 (Mount Gasket)		
			Notes: 1. .125" Thickness Cylinder Sleeve Wall 2. .094" Thickness Cylinder Sleeve Wall 3. Moly Top Compression Ring 4. Cast Iron Compression Rings									■ Exhaust Pipe and Intake Manifold Gaskets Not Included, Order Separately	










Line No.	VALVE TRAIN PARTS				BEARINGS				
	Exh. or Int.	 Valves	 Guides	 Springs	 Keepers	 Pos.			 Std. Shaft Diameter
							Standard Part No.	Undersizes	
42						R.B. CB-266P C.S. SH-493S	10-20-30-40-C60	2.7510/2.7520	
43	Exh. 211-1695 (151443R2) Exh. 211-1694 (151269R2) Int. 211-1694 (151269R2) Int. 211-1694 (151269R2) Exh. 218-7577 (151550R1) Exh. 214-2092 (2252825R91) Int. 214-2091 (225826R91) 215-4155 (229603R1) 215-4158 (151189R1) 213-1650 (217158R91) ■ Except Engines With Rotocap Assembly ▲ Engines With Rotocap Assembly ● Hardened	217-3836 (151798R1) 217-3836 (151798R1) 217-3836 (151798R1) 217-3836 (151798R1) Valve Seat Rocker Arm - Requires 215-4158 Rocker Arm - Requires 215-4158 Pushrod - Socket End Type Pushrod - Ball End Type Hydraulic Lifter	212-1385 ■ (223717R11) 212-1094 ▲ (223717R11) 212-1385 ■ (223717R11) 212-1094 ▲ (223717R11)	216-5144A 216-5145 ● 216-5144A 216-5145 ●	R.B. CB-581P M.S. 1-2-4 5 3 C.S. SH-426S	MS-516P MB-1997P MB-1998P (F)	10-20-30-40-60 10-20	2.3730/2.3740 2.7484/2.7494 2.7484/2.7494	
		CAMSHAFT/TIMING COMPONENTS							
229-1415 (151985R3)		Camshaft - Hydraulic							
8-3336S		Timing Gear - Matched Set							
		OIL PUMP							
601-1039 (151075R93)		Oil Pump - (Except Scout and Pickup)							
601-1236		Oil Pump Repair Kit - (Except Scout and Pickup)							










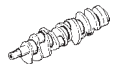

Line No.	Cyl. Dia.	No. Cyl.	ASSEMBLIES AND COMPONENT PARTS						GASKET SETS												
			 Cylinder Kits	 Liners	 Pistons	 PISTON RINGS			 Pins 223-1 Bushing 223-3	 Full Sets Lower Sets	 Head Sets Oil Pan Sets										
						Set No.	Comp.	Oil													
44			345 CID (5.6L) V345/V345E INTERNATIONAL LPG ENGINE (1962-1982)																		
	3.875"	8	226-8012(1) (334218C31)	TC1894 (151867R92)	S40220(3) (151867R92)	2-3/32"	1-3/16"														
			226-8063(2)		S50220(4)	2-3/32"	1-3/16"														
			Notes: 1. .125" Thickness Cylinder Sleeve Wall 2. .094" Thickness Cylinder Sleeve Wall 3. Moly Top Compression Ring 4. Cast Iron Compression Rings						Head Set HS3175Y ■ Head Gskt 3175 Lower Set CS3175 Pan Set OS30765 Valve Cvr VS38410 P.Rod Cvr PS38998 Int. Gskt MS15108 Exh. Gskt MS15094 Front Cvr JV825 Front Seal SS49745 (Contains Sleeve) Front Seal 49745 Rear Seal 46802 Rear Seal JV724 (Set) Valve Seal B45229 (Intake/Exhaust) Crank Slv. A336 Water Gskt C26472 Water Pmp K27896 Exh. Pipe F7202 Fuel Pump D27094 (Gasket) Air Clean. G27098 (Mount Gasket)												
									■ Exhaust Pipe and Intake Manifold Gaskets Not Included, Order Separately												










Line No.	VALVE TRAIN PARTS					BEARINGS			
	Exh. or Int.	 Valves	 Guides	 Springs	 Keepers	 Pos.			 Std. Shaft Diameter
							Standard Part No.	Undersizes	
44	Exh.	211-1695 (151443R2)	217-3836 (151798R1)	212-1385 ■ (223717R11)	216-5144A	R.B.	CB-581P	10-20-30-40-60	2.3730/2.3740
	Exh.			212-1094 ▲ (223717R11)	216-5145 ●	M.S. 1-2-4 5	MS-516P MB-1997P	10-20	2.7484/2.7494
	Int.	211-1694 (151269R2)	217-3836 (151798R1)	212-1385 ■ (223717R11)	216-5144A	3	MB-1998P (F)		2.7484/2.7494
	Int.			212-1094 ▲ (223717R11)	216-5145 ●	C.S.	SH-426S		
 <p style="text-align: center;">CRANKSHAFT</p> <p>Exh. 218-7577 Valve Seat (151550R1)</p> <p>247-5186 Crankshaft - With Gear Exh. 214-2092 Rocker Arm - Requires 215-4158 (225825R91)</p> <p>Int. 214-2091 Rocker Arm - Requires 215-4158 (225826R91)</p> <p>215-4155 Pushrod - Socket End Type (229603R1)</p> <p>215-4158 Pushrod - Ball End Type (151189R1)</p> <p>213-1650 Hydraulic Lifter (217158R91)</p> <p>■ Except Engines With Rotocap Assembly ▲ Engines With Rotocap Assembly ● Hardened</p>									
 <p style="text-align: center;">CAMSHAFT/TIMING COMPONENTS</p> <p>229-1415 Camshaft - Hydraulic (151985R3)</p> <p>8-3336S Timing Gear - Matched Set</p>									
 <p style="text-align: center;">OIL PUMP</p> <p>601-1039 Oil Pump - (Except Scout and Pickup) (151075R93)</p> <p>601-1236 Oil Pump Repair Kit - (Except Scout and Pickup)</p>									










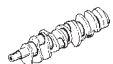
Line No.	Cyl. Dia.	No. Cyl.	ASSEMBLIES AND COMPONENT PARTS						GASKET SETS			
			 Cylinder Kits	 Liners	 Pistons	 PISTON RINGS			 Pins 223-1 Bushing 223-3	 Full Sets Lower Sets	 Head Sets Oil Pan Sets	
						Set No.	Comp.	Oil				
45	4.000"	8	420 CID (6.9L) NAVISTAR DIESEL ENGINE (1980-1988)									
			From Engine S/N 59209 226-8138(1) 224-2190 S41333(2) 2-5/64" 1-7/64" (1805851C1) 21.5 to 1 C.R. TC2190 223-3583(3) (1805851C1) (1804000C1)						In-Frame Overhaul Set 95-3337VR ▲ Full Set FS3789 ▲ Head Set HS3789 ▲ Head Gskt (2) 3789G Pan Set OS32053 Valve Cvr VS39471 (Cork-Rubber) Valve Cvr VS50214 (Victo-Tech) Int. Gskt MS15968 Exh. Gskt MS15369 Front Seal JV1019 Rear Seal JV547 Crk Sleeve A336 Valve Seal B45560 (Intake) Valve Seal B45662 (Exhaust) Water Gskt C24551 (Right) Water Gskt C24550 (Left) Water Pump K27163 Exh. Pipe F14145 Fuel Pump D27094 Fuel Pump D27094TC (Tuff-Cork)			
			Notes: 1. .094" Thickness Cylinder Sleeve Wall 2. Chrome Ductile Compression Ring 3. Requires Boring						* Dishpan Intake Manifold Gasket Not Included. Order Separately			










Line No.	VALVE TRAIN PARTS				BEARINGS				
	Exh. or Int.	 Valves	 Guides	 Springs	 Keepers	 Pos.			 Std. Shaft Diameter
							Standard Part No.	Undersizes	
45	Exh.	211-2562 (1811191C3)	217-3450 (1805407C1)	212-1385 ▲ (223717R11)	216-5144A	R.B.	CB-1327P	10-20-30-40	2.4980/2.4990
	Exh.			212-1094 ■ (223717R11)	216-5145 ●	M.S.	MS-1596P	10-20-30	3.1228/3.1236
	Int.	211-2561 (1804330C2)	217-3450 (1805407C1)	212-1385 ▲ (223717R11)	216-5144A	1-2-4	MB-2934P		3.1228/3.1236
	Int.			212-1094 ■ (223717R11)	216-5145 ●	5	MB-2935P (F)		3.1228/3.1236
	Exh.	218-7920 ★ (1805249C1)	Valve Seat			3			
	Int.	218-7921	Valve Seat			C.S.	SH-1092S		
		214-1131 ◆ (1809417C91)	Rocker Arm Kit						
		215-4207 (1804338C1)	Pushrod						
		213-1725 (1804353C1)	Hydraulic Lifter - Roller						
		▲ Engines without Rotocap Assembly ■ Engines with Rotocap Assembly ● Hardened ◆ Contains Arm, Pivot, & Retainer - 8 Required ★ Also Available in .015" Oversize							
 CAMSHAFT/TIMING COMPONENTS 									
	229-1872 (1804449C1)	Camshaft - Hydraulic Roller							
	8-3342 (1802241C1)	Timing Cam Gear							
	8-3342S	Timing Gear Matched Set							
	8-3341 (1804006C1)	Timing Crank Gear							
 CRANKSHAFT									
	216-7000 (1804003C1)	Connecting Rod Bolt							
 OIL PUMP									
	601-1957	Oil Pump							










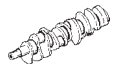

Line No.	Cyl. Dia.	No. Cyl.	ASSEMBLIES AND COMPONENT PARTS						GASKET SETS		
			 Cylinder Kits	 Liners	 Pistons	 PISTON RINGS			 Pins 223-1 Bushing 223-3	 Full Sets Lower Sets	 Head Sets Oil Pan Sets
						Set No.	Comp.	Oil			
46	4.010"	6	360 CID (5.9L) DT360 INTERNATIONAL DIRECT INJECTION DIESEL ENGINE (1987-1995)								
			To Engine S/N 39374 226-1830 (1809920C93) 226-4541 (1809935C3) 224-3352 (1817178C2) S41515 (1) 2-1/8" (1809919C91) 1-5/32" Keystone Comp. Rings 223-3627 (2) (675899C1)	Head Set HS54253 Head Gskt 54253 Lower Set CS54253 Pan Set OS32197 Front Cvr SS47537 (Set) Valve Seal B45607 (Intake/Exhaust) Water Gskt C31539							
			From Engine S/N 90976 226-1966 (1817250) 226-4541 (1809935) 224-3352 (1817178) S41938 (3) 2-1/8" (1817251) 1-4.00mm 223-7191 (1809936) (O-Ring Kit)								
			Notes: 1. Chrome Ductile Compression Ring 2. Requires Boring 3. Ductile Iron Plasma Filled Compression Ring								
46	4.010"	6	360 CID (5.9L) DT360A INTERNATIONAL DIESEL ENGINE (1987-1993)								
			S41515 (1) 2-1/8" (1809919C91) 1-5/32" Keystone Comp. Rings 223-3627 (2) (675899C1)	Head Set HS54253 Head Gskt 54253 Lower Set CS54253							
			Notes: 1. Chrome Ductile Compression Ring 2. Requires Boring								











Line No.	VALVE TRAIN PARTS					BEARINGS			
	Exh. or Int.	 Valves	 Guides	 Springs	 Keepers	 Pos.			 Std. Shaft Diameter
							Standard Part No.	Undersizes	
46	Exh.	211-3198 (1810086C2)	217-4077 (1815264C1)	212-1244 (682064C1)	216-5144 (41339D)	R.B.	CB-1394P	10-20-30	2.5182/2.5197
	Exh.				216-5145 ◆	M.S.	MS-1342P	10-20-30	
	Int.		217-4077 (1815264C1)	212-1244 (682064C1)	216-5144 (41339D)	1-2-3 4-5-6	MB-2626P		3.3742/3.3755
	Int.				216-5145 ◆	7	MB-2627P (F)		3.3742/3.3755
		213-1739 (1802340C1)	Mechanical Lifter			C.S.	SH-994S		
		216-1200 ●	Injector Sleeve						
		◆ Hardened ● Brass							
 CAMSHAFT/TIMING COMPONENTS 									
From Engine S/N 72707 229-2175 Camshaft 1990 - 1994 (1815538C11)									
Thru Engine S/N 72706 229-2198 Camshaft 1987 - 1989 (1809910C1)									
8-3312 Cam Gear (675600C1)									
8-3315 Crank Gear (675406C1)									
46	 CRANKSHAFT								
	247-5186 Crankshaft - With Gear (1809953C91)								











Line No.	Cyl. Dia.	No. Cyl.	ASSEMBLIES AND COMPONENT PARTS						GASKET SETS			
			 Cylinder Kits	 Liners	 Pistons	 PISTON RINGS			 Pins 223-1 Bushing 223-3	 Full Sets Lower Sets	 Head Sets Oil Pan Sets	
						Set No.	Comp.	Oil				
48	4.110"	8	444 CID (7.3L) INDIRECT INJECTION INTERNATIONAL DIESEL ENGINE (1988-1995)									
			226-8137(1) TC2908(2) (1813154C1)	224-2908(2) (1816562C1)	S41548(3) (1813171C91)	1-118"	1-136"	223-3583(5) (1804000C1)	In-Frame Overhaul Set 95-3299VR ▲ Full Set FS5869 ▲ Head Set HS5869 ▲ Head Gskt (2) 5869G Head Bolt GS33348 (Set) Pan Set OS32053 Pan Gskt JV8 (1994 Ford Truck Bead-N-Seal Silicone) Valve Cvr VS39471 (Cork-Rubber) Valve Cvr VS50214 (Victo-Tech) Int. Gskt MS15968 Exh. Gskt MS15369 Front Seal JV1019 Rear Seal JV547 Crank Srv. A336 Valve Seal B45662 (Exhaust) Valve Seal B45560 (Intake) Water Gskt C24551 (Right) Water Gskt C24550 (Left) Water Pump K27163 Fuel Pump D27094 Fuel Pump D27094TC (Tuff-Cork)			
				S41547(4)	2-5/64"	1-7/64"						
			Notes: 1. .094" Thickness Cylinder Sleeve Wall 2. Also Available in .020", .030" and .040" Oversize 3. Plasma Moly Ductile Compression Ring 4. Chrome Ductile Compression Ring 5. Requires Boring						▲ Dishpan Intake Manifold Gasket Not Included. Order Separately			










Line No.	VALVE TRAIN PARTS				BEARINGS				
	Exh. or Int.	 Valves	 Guides	 Springs	 Keepers	 Pos.			 Std. Shaft Diameter
							Standard Part No.	Undersizes	
48	Exh.	211-2562 (1811191C3)	217-3450 (1805407C1)	212-1385 ▲ (223717R11)	216-5144A	R.B.	CB-1327P	10-20-30-40	2.4980/2.4990
	Exh.			212-1094 ■ (223717R11)	216-5145 ●	M.S.	MS-1596P	10-20-30	3.1228/3.1236
	Int.	211-2561 (1804330C2)	217-3450 (1805407C1)	212-1385 ▲ (223717R11)	216-5144A	1-2-4	MB-2934P		3.1228/3.1236
	Int.			212-1094 ■ (223717R11)	216-5145 ●	5			
	Exh.	218-7920 ★ (1805249C1)	Valve Seat			3	MB-2935P (F)		3.1228/3.1236
	Int.	218-7921	Valve Seat			C.S.	SH-1092S		
		214-1131 ◆ (1809417C91)	Rocker Arm Kit						
		215-4207 (1804338C1)	Pushrod						
		213-1725 (1804353C1)	Hydraulic Lifter - Roller						
		▲ Engines without Rotocap Assembly ■ Engines with Rotocap Assembly ● Hardened ◆ Contains Arm, Pivot, & Retainer - 8 Required ★ Also Available in .015" Oversize							
 CAMSHAFT/TIMING COMPONENTS 									
	229-1872 (1804449C1)	Camshaft - Hydraulic Roller							
	8-3342 (1802241C1)	Timing Cam Gear							
	8-3342S	Timing Gear Matched Set							
	8-3341 (1804006C1)	Timing Crank Gear							
 CRANKSHAFT									
	216-7000 (1804003C1)	Connecting Rod Bolt							
 OIL PUMP									
	601-1957	Oil Pump							








Line No.	Cyl. Dia.	No. Cyl.	ASSEMBLIES AND COMPONENT PARTS						GASKET SETS		
			 Cylinder Kits	 Liners	 Pistons	 PISTON RINGS			 Pins 223-1  Bushing 223-3	 Full Sets Lower Sets	 Head Sets Oil Pan Sets
						Set No.	Comp.	Oil			
49	4.110"	8	444 CID (7.3L) T444E POWER STROKE DIRECT INJECTION TURBO NAVISTAR DIESEL ENGINE (1994-2003)								
			226-8137(1) TC3163(2) (1820154C2)	224-3163(2) TC3163(2) (1820154C2)	S41547(4) S41768(5)	2-5/64" 1-1/8" 1-5/64"	1-7/64" 1-3/16"	223-3652(6)	Head Set HS54204A (93-Up) Head Gskt 54204 Head Bolt GS33379 (Set) Lower Set CS54204-1 (92-94) Lower Set CS54204-2 (95) Lower Set CS54204-3 (96) Lower Set CS54204-4 (97-99) Exh. Gskt MS16314 Rear Seal 67628 Valve Seal B45897 (Intake/Exhaust)		
50	4.125"	4	196 CID (3.2L) 4-196 INTERNATIONAL GASOLINE ENGINE (1966-1980)								
					S41168(1) (446819C92)	2-3/32" 2-3/32"	1-3/16" 1-3/16"				
			Notes: 1. Plasma-Moly Ductile Compression Ring 2. Cast Iron Compression Rings								










Line No.	VALVE TRAIN PARTS					BEARINGS			
	Exh. or Int.	 Valves	 Guides	 Springs	 Keepers	 Pos.			 Std. Shaft Diameter
							Standard Part No.	Undersizes	
49	Exh.	211-2562 (1811191C3)		212-1094 (223717R11)	216-5144A	R.B.	CB-1633P	10-20-30	2.4980/2.4990
	Exh.				216-5145 ●	M.S.	MS-2034P	10-20-30	
	Int.	211-2561 (1804330C2)		212-1094 (223717R11)	216-5144A	1-2-3	MB-3497P		3.1228/3.1236
	Int.				216-5145 ●	4			
	Exh.	218-7920 ★ (1805249C1)	Valve Seat			5	MB-3498P (F)		3.1228/3.1236
	Int.	218-7921	Valve Seat			C.S.	SH-1092S		
		214-1131 (1809417C91)	Rocker Arm						
		215-4207 (1804338C1)	Pushrod						
		213-1725 (1804353C1)	Hydraulic Lifter - Roller						
		● Hardened ★ Also Available in .015" Oversize							
 CAMSHAFT/TIMING COMPONENTS 									
229-1872 (1804449C1) Camshaft - Hydraulic Roller									
8-3342 (1802241C1) Cam Gear (106 Teeth)									
 OIL PUMP									
601-2092 Oil Pump									
50						R.B.	CB-633P	10-20	2.3730/2.3740








Line No.	Cyl. Dia.	No. Cyl.	ASSEMBLIES AND COMPONENT PARTS						GASKET SETS			
			 Cylinder Kits	 Liners	 Pistons	 PISTON RINGS			 Pins 223-1 Bushing 223-3	 Full Sets Lower Sets	 Head Sets Oil Pan Sets	
						Set No.	Comp.	Oil				
51	4.125"	6	361 CID (5.9L) FBB361 INTERNATIONAL GASOLINE ENGINE (1937-1941)						Valve Cvr VS39661T P.Rod Cvr PS39519 Front Seal 49618 Water Gskt C25487			
52	4.125"	6	361 CID (5.9L) FBC361 INTERNATIONAL GASOLINE ENGINE (1941-1947)						Valve Cvr VS39661T P.Rod Cvr PS39519 Manif Set MS15039 Front Seal 49618 Valve Seal B45229 (Intake/Exhaust) Water Gskt C25487			











Line No.	VALVE TRAIN PARTS				BEARINGS				
	Exh. or Int.								
							Standard Part No.	Undersizes	
51	Exh.				216-5233 (160903R1)				
	Exh.				216-5080 ♦ (48067H)				
	Exh.			212-1003 - Inner (62264VA)					
	Exh.			212-1002 - Outer (62265VA)					
	Int.				216-5233 (160903R1)				
	Int.				216-5080 ♦ (48067H)				
	Int.			212-1003 - Inner (62264VA)					
	Int.			212-1002 - Outer (62265VA)					
	Exh.	218-7553 (59964R1)	Valve Seat						
		♦ Early Engine, .375" Valve Stem							
52	Exh.				216-5233 (160903R1)				
	Exh.				216-5080 ♦ (48067H)				
	Exh.			212-1003 - Inner (62264VA)					
	Exh.			212-1002 - Outer (62265VA)					
	Int.				216-5233 (160903R1)				
	Int.				216-5080 ♦ (48067H)				
	Int.			212-1003 - Inner (62264VA)					
	Int.			212-1002 - Outer (62265VA)					
	Exh.	218-7553 (59964R1)	Valve Seat						
		♦ Early Engine, .375" Valve Stem							











Line No.	Cyl. Dia.	No. Cyl.	ASSEMBLIES AND COMPONENT PARTS						GASKET SETS			
			 Cylinder Kits	 Liners	 Pistons	 PISTON RINGS			 Pins 223-1 Bushing 223-3	 Full Sets Lower Sets	 Head Sets Oil Pan Sets	
						Set No.	Comp.	Oil				
53	4.125*	6	361 CID (5.9L) RED361/RED361A INTERNATIONAL GASOLINE ENGINE (1938-1949)									
									223-3461(1) (118703H)			
									Valve Cvr VS39661T P.Rod Cvr PS39519 Manif Set MS15039 Front Seal 49618 Valve Seal B45229 (Intake/Exhaust) Water Gskt C25487			
			Notes: 1. Requires Light Reaming									










Line No.	VALVE TRAIN PARTS				BEARINGS				
	Exh. or Int.								
							Standard Part No.	Undersizes	
53	Exh.				216-5233 (160903R1)	R.B.	CB-266P	10-20-30-40-C60	2.7510/2.7520
	Exh.				216-5080 ◆ (48067H)	C.S.	SH-493S		
	Exh.				212-1003 - Inner (62264VA)				
	Exh.				212-1002 - Outer (62265VA)				
	Int.	211-2072			216-5233 (160903R1)				
	Int.				216-5080 ◆ (48067H)				
	Int.				212-1003 - Inner (62264VA)				
	Int.				212-1002 - Outer (62265VA)				
	Exh.	218-7553 (59964R1)	Valve Seat						
		◆	Early Engine, .375" Valve Stem						








Line No.	Cyl. Dia.	No. Cyl.	ASSEMBLIES AND COMPONENT PARTS						GASKET SETS					
			 Cylinder Kits	 Liners	 Pistons	 PISTON RINGS			 Pins 223-1  Bushing 223-3	 Full Sets Lower Sets	 Head Sets Oil Pan Sets			
						Set No.	Comp.	Oil						
54	4.125"	8	392 CID (6.4L) V392/V392E INTERNATIONAL GASOLINE ENGINE (1969-1985)											
			226-8015(1)				S41168(3) 2-3/32" 1-3/16" (446819C92)				In-Frame Overhaul Set 95-3003VR ● In-Frame Overhaul Set 95-3035VR ■ Head Set HS3832X ● Head Set HS3885VC ■ Head Gskt 3832 ● Head Gskt 3885VC ■ Lower Set CS3175 Pan Set OS30765 Valve Cvr VS38410 P.Rod Cvr PS38998 Int. Gskt MS15081 ● Int. Gskt MS15081X ■ Exh. Gskt MS15094 Front Cvr JV825 Front Seal SS49745 (Contains Sleeve) Front Seal 49745 Rear Seal JV724 (Set) Rear Seal 46802 Valve Seal B45229 (Intake/Exhaust) Crank Slv. A336 Water Gskt C26472 Water Pump K27896 Exh. Pipe F7202 (2.658" O.D.) Exh. Pipe F7452 (2.790" O.D.) Fuel Pump D27094 (Gasket) Air Clean. G27098 (Mount Gasket)			
			226-8065(2)				S40801(4) 2-3/32" 1-3/16" (369669C92)							
							S51168(5) 2-3/32" 1-3/16"							
			Notes: 1. .125" Thickness Cylinder Sleeve Wall 2. .094" Thickness Cylinder Sleeve Wall 3. Plasma Moly Duct Compression Ring, High Vacuum Operation 4. Plasma Moly Cast Iron Compression Ring, Except High Vacuum Operation 5. Cast Iron Compression Rings, High Vacuum Operation											
									● Except Improved Cooling ■ Improved Cooling					










Line No.	VALVE TRAIN PARTS				BEARINGS				
	Exh. or Int.	 Valves	 Guides	 Springs	 Keepers	 Pos.			 Std. Shaft Diameter
							Standard Part No.	Undersizes	
54	Exh.	211-2033 (874918R2)	217-3211 (874913R2)	212-1094 ■ (223717R11)	216-5145 ●	R.B.	CB-581P	10-20-30-40-C60	2.3730/2.3740
	Exh.			212-1385 ▲ (223717R11)	216-5144A	M.S. 1-2-4 5	MS-516P MB-1997P	10-20	2.7484/2.7494
	Int.	211-2032 (151268R2)	217-3836 (151798R1)	212-1094 ■ (223717R11)	216-5145 ●	3	MB-1998P (F)		2.7484/2.7494
	Int.			212-1385 ▲ (223717R11)	216-5144A	C.S.	SH-426S		
	Int.	218-7942 (179033R1)	Valve Seat						
	Exh.	214-2092 (225825R91)	Rocker Arm - Use with 215-4158						
	Int.	214-2091 (225826R91)	Rocker Arm - Use with 215-4158						
		215-4155 (229603R1)	Pushrod - Socket End Type						
		215-4158 (151189R1)	Pushrod - Ball End Type						
		213-1650 (217158R91)	Hydraulic Lifter						
	■ Engines with Rotocap Assembly ▲ Engine without Rotocap Assembly ● Hardened								
		CAMSHAFT/TIMING COMPONENTS							
	229-1415 (151985R3)	Camshaft - Hydraulic							
	8-3336S	Timing Gear - Matched Set							
		OIL PUMP							
	601-1039 (151075R93)	Oil Pump							
	601-1236	Oil Pump Repair Kit							








Line No.	Cyl. Dia.	No. Cyl.	ASSEMBLIES AND COMPONENT PARTS						GASKET SETS			
			 Cylinder Kits	 Liners	 Pistons	 PISTON RINGS			 Pins 223-1 Bushing 223-3	 Full Sets Lower Sets	 Head Sets Oil Pan Sets	
						Set No.	Comp.	Oil				
55	4.125"	8	392 CID (6.4L) V392 INTERNATIONAL LPG ENGINE (1968-1987)									
			<p>S41168(1) 2-3/32" 1-3/16" (446819C92)</p> <p>S40801(2) 2-3/32" 1-3/16" (369669C92)</p> <p>S51168(3) 2-3/32" 1-3/16"</p> <p>Notes: 1. Plasma Moly Duct Compression Ring, High Vacuum Operation 2. Plasma Moly Cast Iron Compression Ring, Except High Vacuum Operation 3. Cast Iron Compression Rings, High Vacuum Operation</p>	<p>Head Set HS3832X ●</p> <p>Head Set HS3885VC ■</p> <p>Head Gskt 3832 ●</p> <p>Head Gskt 3885VC ■</p> <p>Lower Set CS3175</p> <p>Pan Set OS30765</p> <p>Valve Cvr VS38410</p> <p>P.Rod Cvr PS38998</p> <p>Int. Gskt MS15108 ■</p> <p>Exh. Gskt MS15094</p> <p>Front Cvr JV825</p> <p>Rear Seal JV724 (Set)</p> <p>Valve Seal B45229 (Intake/Exhaust)</p> <p>Water Gskt C26472</p> <p>Water Pump K27896</p> <p>Exh. Pipe F7202 (2.658" O.D.)</p> <p>Exh. Pipe F7452 (2.790" O.D.)</p> <p>Air Clean. G27098 (Mount Gasket)</p> <p>● Except Improved Cooling ■ Improved Cooling</p>								
56	4.125"	6	401 CID (6.6L) FBB401 INTERNATIONAL GASOLINE ENGINE (1938-1941)									
			<p>226-8015(1)</p> <p>226-8065(2)</p> <p>Notes: 1. .125" Thickness Cylinder Sleeve Wall 2. .094" Thickness Cylinder Sleeve Wall</p>	<p>Valve Cvr VS39661T</p> <p>P.Rod Cvr PS39519</p> <p>Front Seal 49618</p> <p>Water Gskt C25487</p>								











Line No.	VALVE TRAIN PARTS				BEARINGS				
	Exh. or Int.								
							Standard Part No.	Undersizes	
55	Exh.			212-1094 ■ (223717R11)		R.B.	CB-581P	10-20-30-40-C60	2.3730/2.3740
	Exh.			212-1385 ▲ (223717R11)		M.S.	MS-516P	10-20	
	Int.			212-1094 ■ (223717R11)		1-2-4	MB-1997P		2.7484/2.7494
	Int.			212-1385 ▲ (223717R11)		5	MB-1998P (F)		2.7484/2.7494
						3			
						C.S.	SH-426S		
<p>■ Engines with Rotocap Assembly ▲ Engine without Rotocap Assembly</p>									
56	Exh.				216-5080 (48067H)	R.B.	CB-266P	10-20-30-40-C60	2.7510/2.7520
	Exh.			212-1003 - Inner (62264VA)					
	Exh.			212-1002 - Outer (62265VA)					
	Int.				216-5080 (48067H)				
	Int.			212-1003 - Inner (62264VA)					
	Int.			212-1002 - Outer (62265VA)					

Line No.	Cyl. Dia.	No. Cyl.	ASSEMBLIES AND COMPONENT PARTS						GASKET SETS				
			 Cylinder Kits	 Liners	 Pistons	 PISTON RINGS			 Pins 223-1 Bushing 223-3	 Full Sets Lower Sets	 Head Sets Oil Pan Sets		
						Set No.	Comp.	Oil					
57	4.125"	6	401 CID (6.6L) FBC401 INTERNATIONAL GASOLINE ENGINE (1941-1947)										
			226-8015(1) 226-8065(2)						Valve Cvr VS39661T P.Rod Cvr PS39519 Front Seal 49618 Water Gskt C25487				
Notes: 1. .125" Thickness Cylinder Sleeve Wall 2. .094" Thickness Cylinder Sleeve Wall													
58	4.125"	6	401 CID (6.6L) RED401 INTERNATIONAL GASOLINE ENGINE (1941-1949)										
			226-8015(1) 226-8065(2)				223-3461(3) (118703H)		Valve Cvr VS39661T P.Rod Cvr PS39519 Manif Set MS15039 Front Seal 49618 Valve Seal B45229 (Intake/Exhaust) Water Gskt C25487				
Notes: 1. .125" Thickness Cylinder Sleeve Wall 2. .094" Thickness Cylinder Sleeve Wall 3. Requires Light Reaming													
59	4.125"	8	401 CID (6.6L) RED401B INTERNATIONAL GASOLINE ENGINE (1944-1947)										
			226-8015(1) 226-8065(2)				223-3461(3) (118703H)		Valve Cvr VS39661T P.Rod Cvr PS39519 Manif Set MS15039 Front Seal 49618 Valve Seal B45229 (Intake/Exhaust) Water Gskt C25487				
Notes: 1. .125" Thickness Cylinder Sleeve Wall 2. .094" Thickness Cylinder Sleeve Wall 3. Requires Light Reaming													










Line No.	VALVE TRAIN PARTS				BEARINGS					
	Exh. or Int.									
		Valves	Guides	Springs	Keepers	Pos.	Standard Part No.	Undersizes	Std. Shaft Diameter	
57	Exh.				216-5233 (160903R1)	R.B.	CB-266P	10-20-30-40-C60	2.7510/2.7520	
	Exh.				216-5080 ■ (48067H)					
	Exh.			212-1003 - Inner (62264VA)						
	Exh.			212-1002 - Outer (62265VA)						
	Int.				216-5233 (160903R1)					
	Int.				216-5080 ■ (48067H)					
	Int.			212-1003 - Inner (62264VA)						
	Int.			212-1002 - Outer (62265VA)						
■ Early Engine, .375" Valve Stem										
58	Exh.				216-5233 (160903R1)	R.B.	CB-266P	10-20-30-40-C60	2.7510/2.7520	
	Exh.				216-5080 ■ (48067H)	C.S.				SH-493S
	Exh.			212-1003 - Inner (62264VA)						
	Exh.			212-1002 - Outer (62265VA)						
	Int.				216-5233 (160903R1)					
	Int.				216-5080 ■ (48067H)					
	Int.			212-1003 - Inner (62264VA)						
	Int.			212-1002 - Outer (62265VA)						
■ Early Engine, .375" Valve Stem										
59						R.B.	CB-266P	10-20-30-40-C60	2.7510/2.7520	
						C.S.				SH-493S








Line No.	Cyl. Dia.	No. Cyl.	ASSEMBLIES AND COMPONENT PARTS						GASKET SETS		
			 Cylinder Kits	 Liners	 Pistons	 PISTON RINGS			 Pins 223-1  Bushing 223-3	 Full Sets Lower Sets	 Head Sets Oil Pan Sets
						Set No.	Comp.	Oil			
60	4.125"	8	401 CID (6.6L) V401 INTERNATIONAL GASOLINE ENGINE (1956-1972)								
			226-8015(1) 226-8065(2) 511168(5)	S40801(3) (369669C92) S41168(4) (446819C92) S51168(5)	2-3/32" 2-3/32" 2-3/32"	1-3/16" 1-3/16" 1-3/16"	 223-3502(6) (133699R1)	Head Set HS3109W Pan Set OS31571 Valve Cvr VS39742F P.Rod Cvr PS38272 Int. Gskt MS7303 Exh. Gskt MS14093 (2 Required) Front Seal SS49745 (Contains Sleeve) Front Seal 49745 Valve Seal B45229 (Intake/Exhaust) Valve Seal B45377 (Exhaust, Before Engine S/N 139494) Water Gskt C25487 Exh. Pipe F9999 Fuel Pump D27094 (Gasket)			
61	4.125"	8	401 CID (6.6L) VS401 INTERNATIONAL GASOLINE ENGINE (1968-1975)								
			226-8015(1) 226-8065(2) 511168(5)	S40801(3) (369669C92) S41168(4) (446819C92) S51168(5)	2-3/32" 2-3/32" 2-3/32"	1-3/16" 1-3/16" 1-3/16"	 223-3502(6) (133699R1)	Head Set HS3109W Pan Set OS31571 Valve Cvr VS39742F P.Rod Cvr PS38272 Int. Gskt MS7303 Exh. Gskt MS14093 (2 Required) Front Seal SS49745 (Contains Sleeve) Front Seal 49745 Valve Seal B45229 (Intake/Exhaust) Valve Seal B45377 (Exhaust, Before Engine S/N 139494) Water Gskt C25487 Fuel Pump D27094 (Gasket)			



VICTOR REINZ




Sealing Products








Line No.	VALVE TRAIN PARTS				BEARINGS				
	Exh. or Int.								
							Standard Part No.	Undersizes	
60	Exh.			212-1094 ■ (223717R11)	216-5146 (60437R1)	R.B.	CB-473P	10-20-30	2.6230/2.6240
	Exh.			212-1385 ▲ (223717R11)		C.S.	SH-681S		
	Int.			212-1094 ■ (223717R11)	216-5146 (60437R1)				
	Int.			212-1385 ▲ (223717R11)					
	Int.	218-7942 (179033R1)	Valve Seat						
	215-4197 (133793R91)	Pushrod							
	■ Engines with Rotocap Assembly ▲ Engines without Rotocap Assembly								
61	Exh.			212-1094 ■ (223717R11)	216-5146 (60437R1)	R.B.	CB-473P	10-20-30	2.6230/2.6240
	Exh.			212-1385 ▲ (223717R11)		C.S.	SH-681S		
	Int.			212-1094 ■ (223717R11)	216-5146 (60437R1)				
	Int.			212-1385 ▲ (223717R11)					
	Int.	218-7942 (179033R1)	Valve Seat						
	215-4197 (133793R91)	Pushrod							
	■ Engines with Rotocap Assembly ▲ Engines without Rotocap Assembly								

Line No.	Cyl. Dia.	No. Cyl.	ASSEMBLIES AND COMPONENT PARTS						GASKET SETS			
			 Cylinder Kits	 Liners	 Pistons	 PISTON RINGS			 Pins 223-1 Bushing 223-3	 Full Sets Lower Sets	 Head Sets Oil Pan Sets	
						Set No.	Comp.	Oil				
62	4.125*	8	404 CID (6.6L) MV404 INTERNATIONAL GASOLINE ENGINE (1975-1982)									
			226-8015(1)			S40801(3)	2-3/32"	1-3/16"			Head Set HS3521 *	
						(369669C92)					Head Gskt (2) 3521	
			226-8065(2)			S41168(4)	2-3/32"	1-3/16"	223-3584(6)		Lower Set CS3521W	
						(446819C92)			(446474C1)		Pan Set OS32052	
						S51168(5)	2-3/32"	1-3/16"			Pan Set JV8	
											(Silicone RTV Sealant)	
											Valve Cvr VS39765	
											Int. Gskt MS15939	
											Exh. Gskt MS15094Y	
											Front Cvr JV888	
											Front Seal 49450	
											Rear Seal 46802	
											Rear Seal JV622	
											(Set)	
											Valve Seal B45690	
											(Intake/Exhaust)	
											Fuel Pump D27094	
											(Gasket)	
			Notes:									
			1. .125" Thickness Cylinder Sleeve Wall									
			2. .094" Thickness Cylinder Sleeve Wall									
			3. Plasma Moly Ductile Compression Ring, Except High Vacuum Operation									
			4. Plasma Moly Ductile Compression Ring, High Vacuum Operation									
			5. Cast Iron Compression Rings, High Vacuum Operation									
			6. Requires Boring									
											* Dishpan Intake Manifold Not Included. Order Separately	



Sealing Products




Line No.	VALVE TRAIN PARTS					BEARINGS			
	Exh. or Int.	Valves	Guides	Springs	Keepers	Pos.	BEARINGS		Std. Shaft Diameter
							Standard Part No.	Undersizes	
62	Exh.	211-2338 (446854C1)	217-3245 (446723C1)	212-1094 ■ (223717R11)	216-5144A	R.B.	CB-1230P	10-20-30	2.4980/2.4990
	Exh.			212-1385 ▲ (223717R11)	216-5145 ●	M.S.	MS-1460P	10	3.1228/3.1236
	Int.	211-2337 (446418C1)	217-3245 (446723C1)	212-1094 ■ (223717R11)	216-5144A	1-2-4	MB-2763P		3.1228/3.1236
	Int.			212-1385 ▲ (223717R11)	216-5145 ●	5	MB-2764P (F)		3.1228/3.1236
	Int.	218-7783	Valve Seat			3	MB-2764P (F)		
		215-4198 (446569C1)	Pushrod			C.S.	SH-1092S		
	213-1679 (387095C1)	Hydraulic Lifter							
	<ul style="list-style-type: none"> ■ Engines With Rotocap Assembly ▲ Engines without Rotocap Assembly ● Hardened 								
	 CAMSHAFT/TIMING COMPONENTS 								
	229-1707 (446801C1)	Camshaft							
	8-3335S	Matched Set							
	 OIL PUMP								
	601-1137 (446455C91)	Oil Pump							









Line No.	Cyl. Dia.	No. Cyl.	ASSEMBLIES AND COMPONENT PARTS						GASKET SETS			
			 Cylinder Kits	 Liners	 Pistons	 PISTON RINGS			 Pins 223-1 Bushing 223-3	 Full Sets Lower Sets	 Head Sets Oil Pan Sets	
						Set No.	Comp.	Oil				
63	4.125"	8	446 CID (7.3L) MV446 INTERNATIONAL GASOLINE ENGINE (1974-1981)									
			226-8015(1)			S40801(3)	2-3/32"	1-3/16"				Head Set HS3521 ▲
						(369669C92)						Head Gskt (2) 3521
			226-8065(2)			S41168(4)	2-3/32"	1-3/16"	223-3584(6)			Lower Set CS3521W
						(446819C92)			(446474C1)			Pan Set OS32052
						S51168(5)	2-3/32"	1-3/16"				Pan Gskt JV8
												(RTV Silicone Gasket)
												Valve Cvr VS39765
												Int. Gskt MS15939
												Exh. Gskt MS15094Y
												Front Cvr JV888
												Front Seal 49450
												Rear Seal JV622
												(Set)
												Rear Seal 46802
												Valve Seal B45690
												(Intake/Exhaust)
												Fuel Pump D27094
												▲ Dishpan Intake Manifold Gasket
												Not Included. Order Separately

Notes:




1. .125" Thickness Cylinder Sleeve Wall
2. .094" Thickness Cylinder Sleeve Wall
3. Plasma Moly Ductile Compression Ring, Except High Vacuum Operation
4. Plasma Moly Ductile Compression Ring, High Vacuum Operation
5. Cast Iron Compression Rings, High Vacuum Operation
6. Requires Boring











Line No.	VALVE TRAIN PARTS					BEARINGS			
	Exh. or Int.	Valves	Guides	Springs	Keepers	Pos.	BEARINGS		Std. Shaft Diameter
							Standard Part No.	Undersizes	
63	Exh.	211-2338 (446854C1)	217-3245 (446723C1)	212-1094 ■ (223717R11)	216-5144A	R.B.	CB-1230P	10-20-30	2.4980/2.4990
	Exh.			212-1385 ▲ (223717R11)	216-5145 ●	M.S. 1-2-4 5	MS-1460P MB-2763P	10	3.1228/3.1236
	Int.	211-2337 (446418C1)	217-3245 (446723C1)	212-1094 ■ (223717R11)	216-5144A	3	MB-2764P (F)		3.1228/3.1236
	Int.			212-1385 ▲ (223717R11)	216-5145 ●	C.S.	SH-1092S		
		215-4198 (446569C1)	Pushrod						
		213-1679 (387095C1)	Hydraulic Lifter						
		■ Engines with Rotocap Assembly ▲ Engine without Rotocap Assembly ● Hardened							
 CAMSHAFT/TIMING COMPONENTS 									
		229-1707 (446801C1)	Camshaft - Hydraulic						
		8-3335S	Timing Gear - Matched Set						
 OIL PUMP									
		601-1137 (446455C91)	Oil Pump						








Line No.	Cyl. Dia.	No. Cyl.	ASSEMBLIES AND COMPONENT PARTS						GASKET SETS				
			 Cylinder Kits	 Liners	 Pistons	 PISTON RINGS			 Pins 223-1  Bushing 223-3	 Full Sets Lower Sets	 Head Sets Oil Pan Sets		
						Set No.	Comp.	Oil					
64	4.125"	8	446 CID (7.3L) MV446 INTERNATIONAL LPG OR NATURAL GAS ENGINE (1975-1981)										
			226-8015(1) 226-8065(2) S51168(5)	S40801(3) (369669C92) S41168(4) (446819C92) S51168(5)	2-3/32" 2-3/32" 2-3/32"	1-3/16" 1-3/16" 1-3/16"	223-3584(6) (446474C1)	Head Set HS3521 ▲ Head Gskt (2) 3521 Lower Set CS3521W Pan Set OS32052 Pan Gskt JV8 (RTV Silicone Gasket) Valve Cvr VS39765 Int. Gskt MS15939 Exh. Gskt MS15094Y Front Cvr JV888 Front Seal 49450 Rear Seal JV622 (Set) Rear Seal 46802 Valve Seal B45690 (Intake/Exhaust) Fuel Pump D27094 ▲ Dishpan Intake Manifold Gasket Not Included. Order Separately					
65	4.125"	8	446 CID (7.3L) V446 INTERNATIONAL GASOLINE ENGINE										
			S40801(1) (369669C92) S41168(2) (446819C92) S51168(3)	2-3/32" 2-3/32" 2-3/32"	1-3/16" 1-3/16" 1-3/16"								
			Notes: 1. Plasma Moly Ductile Compression Ring, Except High Vacuum Operation 2. Plasma Moly Ductile Compression Ring, High Vacuum Operation 3. Cast Iron Compression Rings, High Vacuum Operation										











Line No.	VALVE TRAIN PARTS					BEARINGS			
	Exh. or Int.	Valves	Guides	Springs	Keepers	Pos.	BEARINGS		Std. Shaft Diameter
							Standard Part No.	Undersizes	
64	Exh.	211-2338 (446854C1)	217-3245 (446723C1)	212-1094 ■ (223717R11)	216-5144A	R.B.	CB-1230P	10-20-30	2.4980/2.4990
	Exh.			212-1385 ▲ (223717R11)	216-5145 ●	M.S. 1-2-4 5	MS-1460P MB-2763P	10	3.1228/3.1236
	Int.	211-2337 (446418C1)	217-3245 (446723C1)	212-1094 ■ (223717R11)	216-5144A	3	MB-2764P (F)		3.1228/3.1236
	Int.			212-1385 ▲ (223717R11)	216-5145 ●	C.S.	SH-1092S		
		215-4198 (446569C1)	Pushrod						
		213-1679 (387095C1)	Hydraulic Lifter						
		■ Engines with Rotocap Assembly ▲ Engine without Rotocap Assembly ● Hardened							
	 CAMSHAFT/TIMING COMPONENTS 								
		229-1707 (446801C1)	Camshaft - Hydraulic						
		8-3335S	Timing Gear - Matched Set						
	 OIL PUMP								
		601-1137 (446455C91)	Oil Pump						
65									









Line No.	Cyl. Dia.	No. Cyl.	ASSEMBLIES AND COMPONENT PARTS						GASKET SETS			
			 Cylinder Kits	 Liners	 Pistons	 PISTON RINGS			 Pins 223-1  Bushing 223-3	 Full Sets Lower Sets	 Head Sets Oil Pan Sets	
						Set No.	Comp.	Oil				
66	4.125*	8	461 CID (7.6L) D150 INTERNATIONAL DIESEL ENGINE (1975-1979)						Pan Set OS31571 P.Rod Cvr PS38272 Front Cvr T30646 Front Seal SS49745 (Contains Sleeve) Front Seal 49745 Rear Seal SS61197 Valve Seal B45229 (Intake/Exhaust) Fuel Pump D27094 ■ From Engine S/N 53001, Excluding 53019 to 53032			
67	4.125*	8	461 CID (7.6L) DV462 INTERNATIONAL DIESEL ENGINE (1966-1972)						Pan Set OS31571 Front Cvr T30646 Front Seal SS49745 (Contains Sleeve) Front Seal 49745 Rear Seal SS61197			
			226-8015(1) Notes: 1. .125" Thickness Cylinder Sleeve Wall									
68	4.125*	8	461 CID (7.6L) DV462B INTERNATIONAL DIESEL ENGINE (1970-1972)						Pan Set OS31571 Front Cvr T30646 Front Seal SS49745 (Contains Sleeve) Front Seal 49745 Rear Seal SS61197			
			226-8015(1) Notes: 1. .125" Thickness Cylinder Sleeve Wall									










Line No.	VALVE TRAIN PARTS				BEARINGS				
	Exh. or Int.								
							Standard Part No.	Undersizes	
66	Exh.			212-1094 ■ (223717R11)	216-5144A	R.B.	CB-807P	10-20-30	2.7530/2.7540
	Exh.			212-1385 ▲ (223717R11)		M.S. 1-2-4 5	MS-883P MB-2482P	10-20	3.1230/3.1240
	Int.			212-1094 ■ (223717R11)	216-5144A	3	MB-2483P (F)		3.1230/3.1240
	Int.			212-1385 ▲ (223717R11)		Note: Undersize Bearings Can Be Used, But The Crankshaft Must Be Rehardened By The TuffTrided Process.			
				■ Engine with Rotocap Assembly ▲ Engines without Rotocap Assembly		C.S.	SH-681S		
67	Exh.			212-1094 ■ (223717R11)	216-5144A	R.B.	CB-807P	10-20-30	2.7530/2.7540
	Exh.			212-1385 ▲ (223717R11)	216-5145 ●	M.S. 1-2-4 5	MS-883P MB-2482P	10-20	3.1230/3.1240
	Int.			212-1094 ■ (223717R11)	216-5144A	3	MB-2483P (F)		3.1230/3.1240
	Int.			212-1385 ▲ (223717R11)	216-5145 ●	Note: Undersize Bearings Can Be Used, But The Crankshaft Must Be Rehardened By The TuffTrided Process			
				■ Engines with Rotocap Assembly ▲ Engine without Rotocap Assembly ● Hardened		C.S.	SH-681S		
68	Exh.			212-1094 ■ (223717R11)	216-5144A	R.B.	CB-807P	10-20-30	2.7530/2.7540
	Exh.			212-1385 ▲ (223717R11)	216-5145 ●	M.S. 1-2-4 5	MS-883P MB-2482P	10-20	3.1230/3.1240
	Int.			212-1094 ■ (223717R11)	216-5144A	3	MB-2483P (F)		3.1230/3.1240
	Int.			212-1385 ▲ (223717R11)	216-5145 ●	Note: Undersize Bearings Can Be Used, But The Crankshaft Must Be Rehardened By The TuffTrided Process			
				■ Engines with Rotocap Assembly ▲ Engine without Rotocap Assembly ● Hardened		C.S.	SH-681S		








Line No.	Cyl. Dia.	No. Cyl.	ASSEMBLIES AND COMPONENT PARTS						GASKET SETS		
			 Cylinder Kits	 Liners	 Pistons	 PISTON RINGS			 Pins 223-1  Bushing 223-3	 Full Sets Lower Sets	 Head Sets Oil Pan Sets
						Set No.	Comp.	Oil			
69	4.125"	8	461 CID (7.6L) V461 INTERNATIONAL GASOLINE ENGINE (1956-1964)								
			226-8015(1) 226-8065(2) S51168(5)	S40801(3) 2-3/32" 1-3/16" (369669C92) S41168(4) 2-3/32" 1-3/16" (446819C92) S51168(5) 2-3/32" 1-3/16"	 223-3502(6) (133699R1)	Head Set HS3108W Head Gskt 3108 Pan Set OS31571 Valve Cvr VS39742F P.Rod Cvr PS38272 Int. Gskt MS7303 Exh. Gskt MS14093 (2 Required) Valve Seal B45229 ■ (Intake/Exhaust) Valve Seal B45377 ▲ (Intake/Exhaust) Water Gskt C25487 Exh. Pipe F9999 Fuel Pump D27094 Carb Gskt G30709 (Mount)	 ■ From Engine S/N 139494 ▲ To Engine S/N 139494				
70	4.125"	8	461 CID (7.6L) VS461 INTERNATIONAL GASOLINE ENGINE								
			 S40801(1) 2-3/32" 1-3/16" (369669C92) S41168(2) 2-3/32" 1-3/16" (446819C92) S51168(3) 2-3/32" 1-3/16"	 	Pan Set OS31571 Valve Cvr VS39742F Int. Gskt MS7303 Exh. Gskt MS14093 (2 Required)						
71	4.165"	8	400 CID (6.6L) V400 INTERNATIONAL GASOLINE ENGINE								
			 40854(1) 16-5/64" 8-3/16" (445300C91) 50854(2) 16-5/64" 8-3/16"	 							










Line No.	VALVE TRAIN PARTS				BEARINGS				
	Exh. or Int.								
							Standard Part No.	Undersizes	
69	Exh.			212-1094 ■ (223717R11)	216-5146 (60437R1)	R.B.	CB-473P	10-20-30	2.6230/2.6240
	Exh.			212-1385 ▲ (223717R11)		C.S.	SH-681S		
	Int.			212-1094 ■ (223717R11)	216-5146 (60437R1)				
	Int.			212-1385 ▲ (223717R11)					
	Int.	218-7942 (179033R1)	Valve Seat						
	215-4197 (133793R91)	Pushrod							
	<p>■ Engines with Rotocap Assembly ▲ Engines without Rotocap Assembly</p>								
	 OIL PUMP								
	601-1114 (218323R91)	Oil Pump From Engine S/N 20709							
70	Exh.			212-1094 ■ (223717R11)	216-5146 (60437R1)	R.B.	CB-473P	10-20-30	2.6230/2.6240
	Exh.			212-1385 ▲ (223717R11)		C.S.	SH-681S		2.3460/2.3470
	Int.			212-1094 ■ (223717R11)	216-5146 (60437R1)				
	Int.			212-1385 ▲ (223717R11)					
	Int.	218-7942 (179033R1)	Valve Seat						
	215-4197 (133793R91)	Pushrod							
	<p>■ Engine with Rotocap Assembly ▲ Engines without Rotocap Assembly</p>								
71									










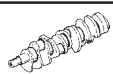
Line No.	Cyl. Dia.	No. Cyl.	ASSEMBLIES AND COMPONENT PARTS						GASKET SETS		
			 Cylinder Kits	 Liners	 Pistons	 PISTON RINGS			 Pins 223-1 Bushing 223-3	 Full Sets Lower Sets	 Head Sets Oil Pan Sets
						Set No.	Comp.	Oil			
72	4.300"	6	408 CID (6.7L) DT408P INTERNATIONAL TURBO DIESEL ENGINE (1993-1997)								
			226-4567 (1815674C1)		S41781(1) 2-1/8" (1089683C91)		1-4.00mm			Head Gskt 54189	
			223-7211 (1822322) (O-Ring Kit)								
			Notes: 1. Plasma-Moly Ductile Compression Ring								







Line No.	Exh. or Int.	VALVE TRAIN PARTS				BEARINGS			
									
							Standard Part No.		Undersizes
72	Exh.			212-1439 (677349C1)		R.B.	CB-1659P	10-20	3.1493/3.1506
	Int.			212-1439 (677349C1)		M.S.	MS-2096P	10-20	3.5344/3.5356
						1-2-3	MB-3555P		3.5344/3.5356
						4-5-6			
						7	MB-3556P (F)		3.5344/3.5356
				216-1200 ■ Injector Sleeves					
				■ Brass					








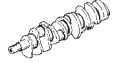
Line No.	Cyl. Dia.	No. Cyl.	ASSEMBLIES AND COMPONENT PARTS						GASKET SETS			
			 Cylinder Kits	 Liners	 Pistons	 PISTON RINGS			 Pins 223-1 Bushing 223-3	 Full Sets Lower Sets	 Head Sets Oil Pan Sets	
						Set No.	Comp.	Oil				
73	4.300"	6	466 CID (7.6L) DT466 INTERNATIONAL TURBO DIESEL ENGINE (1975-2001)									
			To Engine S/N 38089 226-1585 226-4448 224-2028 S41893(1) 2-1/8" 1-1/4" (687432C91) (1810504C2) (684255C1) (687429C91) 15.2 to 1 C.R. 223-3595 Keystone Comp. Rings (675006C1)						In-Frame Overhaul Set: EK3515VR Head Set HS3872 Head Gskt 4884 Lower Set CS3872) Pan Set OS20550 Valve Cvr VS39756 Exh. Gskt MS12459 Int. Gskt MS16223 Front Seal SS47537 Rear Seal SS47866 Valve Seal B45607 (Intake/Exhaust) Water Gskt C31539			
			From Engine S/N 38089 226-1919 226-4448 224-3296 S41781(2) 2-1/8" 1-4.00mm (1817645) (1810504C1) (684255C1) (1089683C91)									
			223-7168 (O-Ring Kit)									
			223-7168 (O-Ring Kit) S41894(3) 2-1/8" 1-1/4" (1810358C97)									
			Notes: 1. Plasma-Moly Ductile Compression Ring, For Turbocharged, Crankcase Mounted Crankcase Ventilation System. 2. Plasma-Moly Ductile Compression Ring, Except 195 and 210 Horsepower High Torque Engines. 3. Plasma-Moly Ductile Compression Ring, For Turbocharged, Valve Cover Mounted Crankcase Ventilation For Pressure Balanced System.) Does Not Include Front and Rear Seals.			











Line No.	VALVE TRAIN PARTS				BEARINGS				
	Exh. or Int.	 Valves	 Guides	 Springs	 Keepers	 Pos.			 Std. Shaft Diameter
							Standard Part No.	Undersizes	
73	Exh.	211-2356 (676865C4)	217-3252 ▲ (675439C1)	212-1244 (682064C1)	216-5144A	R.B.	CB-675P (1975-1977)	10-20-30-40	2.9977/2.9990
	Exh.		217-4077 ■ (1815264C1)			R.B.	CB-1659P (1995-2000)	10-20	3.1493/3.1506
	Int.	211-2355 (675046C4)	217-3252 ▲ (675439C1)	212-1244 (682064C1)	216-5144A	M.S.	MS-1343P MB-2628P	10-20-30	3.3742/3.3755
	Int.		217-4077 ■ (1815264C1)			1-2-3 4-5-6 7	MB-2629P (F)		3.3742/3.3755
	Exh.	218-7877 (671353C1)	Valve Seat			NOTE: MS-1343P-30 Includes .012" Oversize Length Flanged Bearing			
	Int.	218-7878 (671559C1)	Valve Seat			M.S.	MS-2096P MB-3555P	10-20	3.5344/3.5356
		216-1200 ●	Injector Sleeve			1-2-3 4-5-6 7	MB-3556P (F)		3.5344/3.5356
		215-4215 (675621C1)	Pushrod			C.S.	SH-994S		
		213-1649 (684729C1)	Mechanical Lifter - .997" Diameter						
		213-1739 (1802340C1)	Mechanical Lifter - 1.120" Diameter						
<p>▲ Iron, 2.750" Length ■ 2.610" Length ● Brass</p>									
<p> CAMSHAFT/TIMING COMPONENTS </p>									
229-1885 (1802337C1)		Camshaft For use without Roller Tappets							
229-2171 (1810744C1)		Camshaft For use with Roller Tappets. Proper installation requires O.E. or equivalent gear 8-3312 (675600C1), plate (676144C1), and key (218211) not supplied with the above camshafts.							
8-3312 (675600C1)		Cam Timing Gear							
8-3315 (675406C1)		Crank Timing Gear							
<p> CRANKSHAFT</p>									
247-5162 (675669C93)		Crankshaft, With Gear							
247-5048 (675669C93)		Crankshaft, Less Gear							










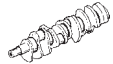
Line No.	Cyl. Dia.	No. Cyl.	ASSEMBLIES AND COMPONENT PARTS						GASKET SETS		
			 Cylinder Kits	 Liners	 Pistons	 PISTON RINGS			 Pins 223-1 Bushing 223-3	 Full Sets Lower Sets	 Head Sets Oil Pan Sets
						Set No.	Comp.	Oil			
73			Continued								



Line No.	VALVE TRAIN PARTS				BEARINGS			
	Exh. or Int.							
		Valves	Guides	Springs	Keepers	Pos.	Standard Part No.	Undersizes
73								
	 <p style="text-align: center;">CRANKSHAFT</p>							
	<p>216-7001 Connecting Rod Bolt (676679C2)</p>							



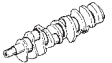
Line No.	Cyl. Dia.	No. Cyl.	ASSEMBLIES AND COMPONENT PARTS						GASKET SETS			
			 Cylinder Kits	 Liners	 Pistons	 PISTON RINGS			 Pins 223-1  Bushing 223-3	 Full Sets Lower Sets	 Head Sets Oil Pan Sets	
						Set No.	Comp.	Oil				
74	4.300"	6	466 CID (7.6L) DT466B INTERNATIONAL TURBO DIESEL ENGINE (1978-1982) ENGINE S/N PREFIX STARTING 467									
			From Engine S/N 76440 3-Ring Piston: 226-1919 226-4448 224-3296 S41781 (1) 2-1/8" 1-4.00mm (1802581C95) (1810504C2) (1809683C2) (1089683C91) 16.3 to 1 C.R. 223-3595 (5) (675006C1)						In-Frame Overhaul Set: EK3515VR Head Set HS3872 Head Gskt 4884 Lower Set CS3872 ☞ Pan Set OS20550 Valve Cvr VS39756 Exh. Gskt MS12459 Int. Gskt MS16233 Front Seal SS47537 Rear Seal SS47866 Valve Seal B45607 (Intake/Exhaust) Water Gskt C31539			
			To Engine S/N 76439 226-1585 226-4448 224-2028 S41893 (3) 2-1/8" 1-1/4" (1802579C91) (1810504C1) (684255C1) (684256C91) 4-Ring Piston: 226-1944 226-4448 224-3315 S41839 (4) 2-3/32" 1-1/4" (1802581C95) (1810504C1) (1809683C1) (18103584R) 1-3.0mm Keystone Top Comp. Ring 223-3595 (5) (675006C1)						☞ Does Not Include Front and Rear Seal			
			Notes: 1. Plasma-Moly Ductile Compression Ring, Except 195 and 210 Horsepower High Torque Engines. 2. Plasma-Moly Ductile Compression Ring, For Turbocharged, Valve Cover Mounted Crankcase Ventilation For Pressure Balanced System. 3. Plasma-Moly Ductile Compression Ring, For Turbocharged Crankcase Mounted Crankcase Ventilation System. 4. Chrome Ductile Compression Ring 5. Requires Boring									










Line No.	VALVE TRAIN PARTS				BEARINGS				
	Exh. or Int.	 Valves	 Guides	 Springs	 Keepers	 Pos.			 Std. Shaft Diameter
							Standard Part No.	Undersizes	
74	Exh.	211-2356 (676865C4)	217-3252 (675439C1)	212-1244 (682064C1)	216-5144A	R.B.	CB-675P	10-20-30-40	2.9977/2.9990
	Int.	211-2355 (675046C4)	217-3252 (675439C1)	212-1244 (682064C1)	216-5144A	M.S. 1-2-3 4-5-6 7	MS-1343P MB-2628P MB-2629P (F)	10-20-30	3.3742/3.3755 3.3742/3.3755
	Exh.	218-7877 (671353C1)	Valve Seat						
	Int.	218-7878 (671559C1)	Valve Seat						
		216-1200 ●	Injector Sleeve						
		215-4215 (675621C1)	Pushrod						
		213-1649 (684729C1)	Mechanical Lifter - .997" Diameter						
		213-1739 (1802340C1)	Mechanical Lifter - 1.120" Diameter						
		● Brass							
		 CAMSHAFT/TIMING COMPONENTS 							
	229-1885 (1802337C1)	Camshaft For use without Roller Tappets							
	229-2171 (1810744C1)	Camshaft For use with Roller Tappets Proper installation requires O.E. or equivalent gear 8-3312 (675600C1), plate (676144C1), and key (218211) not supplied with the above camshafts.							
	8-3312 (675600C1)	Timing Cam Gear							
	8-3315 (675406C1)	Timing Crank Gear							
	 CRANKSHAFT								
	247-5048 (675669C93)	Crankshaft, Less Gear							
	247-5162 (675669C93)	Crankshaft, With Gear							
	216-7001 (676679C2)	Connecting Rod Bolt							









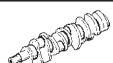


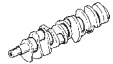
Line No.	Cyl. Dia.	No. Cyl.	ASSEMBLIES AND COMPONENT PARTS						GASKET SETS					
			Cylinder Kits	Liners	Pistons	PISTON RINGS			Pins 223-1 Bushing 223-3	Full Sets Lower Sets	Head Sets Oil Pan Sets			
						Set No.	Comp.	Oil						
75	4.300"	6	466 CID (7.6L) DT466C INTERNATIONAL TURBO DIESEL ENGINE (1983-1993) ENGINE S/N 594841-618495, PREFIX STARTING 468											
			3-Ring Piston: 226-1919 (1817645) 226-4448 (1810504C2) 224-3296 (1809683C2) S41781 (1) (1089683C91) 2-1/8" 1-4.00mm 16.3 to 1 C.R.						223-3595 (4) (675006C1)		In-Frame Overhaul Set: EK3515VR Head Set HS3872 Head Gskt 4884 Lower Set CS3872 ☞ Pan Set OS20550 Valve Cvr VS39756 Exh. Gskt MS12459 Int. Gskt MS16233 Front Seal SS47537 Rear Seal SS47866 Valve Seal B45607 (Intake/Exhaust) Water Gskt C31539			
			4-Ring Piston: 226-1944 (1802581C95) 226-4448 (1810504C1) 224-3315 (1809683C1) S41839 (3) (18103584R) 2-3/32" 1-1/4" 1-3.00mm Keystone Top Comp. Ring						223-3595 (4) (675006C1)					
			Notes: 1. Plasma-Moly Ductile Compression Ring, Except 195 and 210 Horsepower High Torque Engines. 2. Plasma-Moly Ductile Compression Ring, For Turbocharged, Valve Cover Mounted Crankcase Ventilation For Pressure Balance System. 3. Chrome Ductile Compression Ring 4. Requires Boring											
			☞ Does Not Include Front and Rear Seal.											











Line No.	VALVE TRAIN PARTS					BEARINGS				
	Exh. or Int.	Valves	Guides	Springs	Keepers	Pos.	BEARINGS		Std. Shaft Diameter	
							Standard Part No.	Undersizes		
75	Exh.	211-2356 (676865C4)	217-3252 ■ (675439C1)	212-1244 (682064C1)	216-5144A	To Engine S/N 440035 R.B. CB-1365P		10-20-30	2.9977/2.9990	
	Int.	211-2355 (675046C4)	217-3252 ■ (675439C1)	212-1244 (682064C1)	216-5144A	From Engine S/N 440036 R.B. CB-675P		10-20-30-40	2.9977/2.9990	
	Int.		217-4077 ▲ (1815264C1)			From Engine S/N 440036 M.S. MS-1642P		10-20-30		
	Exh.	218-7877 (671353C1)	Valve Seat			1-2-3 MB-3009P			3.3742/3.3755	
	Int.	218-7878 (671559C1)	Valve Seat			4-5-6				
						7 MB-2629P (F)			3.3742/3.3755	
						Note: MS-1642P-30 Includes .012" Oversize Length Flanged Bearing				
			216-1200 ●	Injector Sleeve						
			215-4215 (675621C1)	Pushrod						
			213-1649 (684729C1)	Mechanical Lifter - .997" Diameter						
		213-1739 (1802340C1)	Mechanical Lifter - 1.120" Diameter							
		■	Iron, 2.750" Length							
		▲	2.610" Length							
		●	Brass							
 CAMSHAFT/TIMING COMPONENTS 										
		229-1885 (1802337C1)	Camshaft For Use Without Roller Tappets							
		229-2171 (1810744C1)	Camshaft For Use With Roller Tappets Proper installation requires O.E. or equivalent gear 8-3312 (675600C1), plate (676144C1), and key (218211) not supplied with the above camshafts.							
		8-3312 (675600C1)	Timing Cam Gear							
		8-3315 (675406C1)	Timing Crank Gear							
 CRANKSHAFT										
		247-5048 (675669C93)	Crankshaft, Less Gear							
		247-5162 675669C91	Crankshaft, With Gear							








Line No.	Cyl. Dia.	No. Cyl.	ASSEMBLIES AND COMPONENT PARTS						GASKET SETS			
			 Cylinder Kits	 Liners	 Pistons	 PISTON RINGS			 Pins 223-1 Bushing 223-3	 Full Sets Lower Sets	 Head Sets Oil Pan Sets	
						Set No.	Comp.	Oil				
75			Continued									
76	4.300*	6	466 CID (7.6L) DT466C INTERNATIONAL TURBO DIESEL ENGINE, ENGINE S/N 594841-618495, PREFIX STARTING 468									
			226-1850 (1815396C91)	226-4448 (1810504C2)	S41894(1) (1810358C94) Keystone Comp. Rings	2-1/8"	1-1/4"	223-3595(2) (675006C1)	In-Frame Overhaul Set: EK3515VR Head Set HS3872 Head Gskt 4884 Lower Set CS3872			
			Notes: 1. Plasma-Moly Ductile Compression Ring, For Turbocharged, Valve Cover Mounted Crankcase Ventilation For Pressure Balanced System. 2. Requires Boring) Does Not Include Front and Rear Seal.			
									Pan Set OS20550 Valve Cvr VS39756 Exh. Gskt MS12459 Int. Gskt MS16223 Front Seal SS47537 Rear Seal SS47866 Valve Seal B45607 Water Gskt C31539			



Line No.	VALVE TRAIN PARTS				BEARINGS				
	Exh. or Int.	 Valves	 Guides	 Springs	 Keepers	 Pos.	 Standard Part No.	 Undersizes	 Std. Shaft Diameter
75	 CRANKSHAFT								
	216-7001 Connecting Rod Bolt (676679C2)								
76	Exh.	211-2356 (676865C4)	217-3252 (675439C1)	212-1244 (682064C1)	216-5144A	R.B.	CB-1365P	10-20-30	2.9977/2.9990
	Int.	211-2355 (675046C4)	217-3252 (675439C1)	212-1244 (682064C1)	216-5144A	M.S.	MS-1642P	10-20-30	
	Exh.	218-7877 (671353C1)	Valve Seat			1-2-3	MB-3009P		3.3742/3.3755
	Int.	218-7878 (671559C1)	Valve Seat			4-5-6			
		216-1200 ●	Injector Sleeve			7	MB-2629P (F)		3.3742/3.3755
		215-4215 (675621C1)	Pushrod			Note: MS-1642P-30 Includes .012" Oversize Length Flanged Bearing			
		213-1649 (684729C1)	Mechanical Lifter - .997" Diameter			C.S.	SH-994S		2.2824/2.2835
		213-1739 (1802340C1)	Mechanical Lifter - 1.120" Diameter						
		● Brass							
	 CAMSHAFT/TIMING COMPONENTS 								
	229-1885 (1802337C1)	Camshaft For Use Without Roller Tappets							
	229-2171 (1810744C1)	Camshaft For Use With Roller Tappets Proper installation requires O.E. or equivalent gear 8-3312 (675600C1), plate (676144C1), and key (218211) not supplied with the above camshafts.							
	8-3312 (675600C1)	Timing Cam Gear							
	8-3315 (675406C1)	Timing Crank Gear							
 CRANKSHAFT									
	247-5048 (675669C93)	Crankshaft, Less Gear							
	247-5162 (675669C93)	Crankshaft, With Gear							










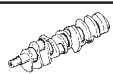
Line No.	Cyl. Dia.	No. Cyl.	ASSEMBLIES AND COMPONENT PARTS							GASKET SETS			
			 Cylinder Kits	 Liners	 Pistons	 PISTON RINGS			 Pins 223-1 Bushing 223-3	 Full Sets Lower Sets	 Head Sets Oil Pan Sets		
						Set No.	Comp.	Oil					
77	4.300"	6	466 CID (7.6L) DT466NGD INTERNATIONAL CNG ENGINE										



Line No.	VALVE TRAIN PARTS				BEARINGS				
	Exh. or Int.								
							Standard Part No.	Undersizes	
77									
		CRANKSHAFT							
	247-5162	Crankshaft - With Gear				R.B.	CB-1659P	10-20	3.1493/3.1506
					M.S.	MS-2096P	10-20		
					1-2-3	MB-3555P		3.5344/3.5356	
					4-5-6				
					7	MB-3556P (F)		3.5344/3.5356	

Line No.	Cyl. Dia.	No. Cyl.	ASSEMBLIES AND COMPONENT PARTS						GASKET SETS						
			Cylinder Kits	Liners	Pistons	PISTON RINGS			Pins 223-1 Bushing 223-3	Full Sets Lower Sets	Head Sets Oil Pan Sets				
						Set No.	Comp.	Oil							
78	4.300"	6	466 CID (7.6L) DTA466C INTERNATIONAL TURBO DIESEL ENGINE (1983-1993)												
			3-Ring Piston: 226-1919 226-4448 224-3296 S41781 (1) 2-1/8" 1-4.00mm (1817645) (1810504C2) (1810527C2) (1089683C91) 16.3 to 1. C.R.						223-3595 (4) (675006C1)		In-Frame Overhaul Set: EK3515VR Head Set HS3872 Head Gskt 4884 Lower Set CS3872				
			4-Ring Piston: 226-1944 226-4448 224-3315 S41839 (3) 2-3/32" 1-1/4" (1802581C95) (1810504C2) (1809683C1) (18103584R) 1-3.00mm Keystone Top Comp. Ring						223-3595 (4) (675006C1)		Lower Set CS3872) Pan Set OS20550 Valve Cvr VS39756 Exh. Gskt MS12459 Int. Gskt MS16233 Front Seal SS47537 Rear Seal SS47866 Valve Seal B45607 (Intake/Exhaust) Water Gskt C31539				
			Notes: 1. Plasma-Moly Ductile Compression Ring, Except 195 and 210 Horsepower High Torque Engines. 2. Plasma-Moly Ductile Compression Ring, For Turbocharged, Valve Cover Mounted Crankcase Ventilation For Pressure Balanced System. 3. Chrome Ductile Compression Ring 4. Requires Boring) Does Not Include Front and Rear Seal.		








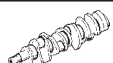


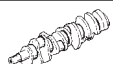









Line No.	VALVE TRAIN PARTS				BEARINGS				
	Exh. or Int.	 Valves	 Guides	 Springs	 Keepers	 Pos.			 Std. Shaft Diameter
							Standard Part No.	Undersizes	
78	Exh.	211-2356 (676865C4)	217-3252 ■ (675439C1)	212-1244 (682064C1)	215-5144A	From Engine S/N 44036			
	Exh.		217-4077 ▲ (1815264C1)			R.B. CB-1365P	10-20-30	2.9977/2.9990	
	Int.	211-2355 (675046C4)	217-3252 ■ (675439C1)	212-1244 (682064C1)	216-5144A	From Engine S/N 440036			
	Int.		217-4077 ▲ (1815264C1)			M.S. MS-1642P	10-20-30		
	Exh.	218-7877 (671353C1)	Valve Seat			1-2-3 MB-3009P		3.3742/3.3755	
	Int.	218-7878 (671559C1)	Valve Seat			4-5-6			
		216-1200 ●	Injector Sleeve			7 MB-2629P (F)		3.3742/3.3755	
		215-4215 (675621C1)	Pushrod			Note: MS-1642P-30 Includes .012" Oversize Length Flanged Bearing			
		213-1649 (684729C1)	Mechanical Lifter - .997" Diameter			To Engine S/N 440035			
		213-1739 (1802340C1)	Mechanical Lifter - 1.120" Diameter			M.S. MS-1343P	10-20-30		
					1-2-3 MB-2628P		3.3742/3.3755		
					4-5-6				
					7 MB-2629P (F)		3.3742/3.3755		
					C.S. SH-994S				
 CAMSHAFT/TIMING COMPONENTS 									
	229-1885 (1802337C1)	Camshaft For Use Without Roller Tappets							
	229-2171 (1810744C1)	Camshaft For Use With Roller Tappets Proper installation requires O.E. or equivalent gear 8-3312 (675600C1), plate (676144C1), and key (218211) not supplied with the above camshafts.							
	8-3312 (675600C1)	Timing Cam Gear							
	8-3315 (675406C1)	Timing Crank Gear							
 CRANKSHAFT									
	247-5048 (675699C93)	Crankshaft, Less Gear							
	247-5162 (675669C93)	Crankshaft, With Gear							

■ Iron 2.750" Length
▲ 2.610" Length
● Brass



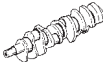
Line No.	Cyl. Dia.	No. Cyl.	ASSEMBLIES AND COMPONENT PARTS						GASKET SETS		
			Cylinder Kits	Liners	Pistons	PISTON RINGS Set No. Comp. Oil			Pins 223-1 Bushing 223-3	Full Sets Lower Sets	Head Sets Oil Pan Sets
78			Continued								
79	4.300*	6	466 CID (7.6L) DTA466 INTERNATIONAL TURBO DIESEL ENGINE (From Engine S/N 618496) For 250 & 270 HP 226-1919 226-4448 224-3296 S41781(1) 2-1/8" 1-4.00mm (1817645C91) (1810504C2) (1817520C91) (1817247C91) 16.5 TO 1 223-3595(2) (675006C1)						In-Frame Overhaul Set: EK3515VR Head Set HS3872 Head Gskt 4884 Lower Set CS3872) Pan Set OS20550 Valve Cvr VS39756 Exh. Gskt MS12459 Int. Gskt MS16233 Front Seal SS47537 Rear Seal SS47866 Valve Seal B45607 Water Gskt C31539) Does Not Include Front and Rear Seals		
			Notes: 1. Plasma-Moly Ductile Compression Ring, Except 195 and 210 Horsepower High Torque Engines. 2. Requires Boring								










Line No.	VALVE TRAIN PARTS				BEARINGS				
	Exh. or Int.	 Valves	 Guides	 Springs	 Keepers	 Pos.			 Std. Shaft Diameter
							Standard Part No.	Undersizes	
78									
	 CRANKSHAFT								
	216-7001 (676679C2)		Connecting Rod Bolt						
79	Exh.	211-2356 (676865C4)	217-3252 (675439C1)	212-1244 (682064C1)	216-5144A	R.B.	CB-1365P	10-20-30	2.9977/2.9990
	Int.	211-2355 (675046C4)	217-3252 (675439C1)	212-1244 (682064C1)	216-5144A	M.S.	MS-1642P	10-20-30	
						1-2-3	MB-3009P		3.3742/3.3755
						4-5-6			
	Exh.	218-7877 (671353C1)	Valve Seat						
	Int.	218-7878 (671559C1)	Valve Seat						
		216-1200 ●	Injector Sleeve						
		215-4215 (675621C1)	Pushrod						
		213-1649 (684729C1)	Mechanical Lifter - .997" Diameter						
		213-1739 (1802340C1)	Mechanical Lifter - 1.120" Diameter						
	● Brass								
 CAMSHAFT/TIMING COMPONENTS 									
229-1885 (1802337C1)		Camshaft For Use Without Roller Tappets							
229-2171 (1810744C1)		Camshaft For Use With Roller Tappets. Proper installation requires O.E. or equivalent gear 8-3312 (675600C1), plate (676144C1), and key (218211) not supplied with the above camshafts.							
8-3312 (675600C1)		Timing Cam Gear							
8-3315 (675406C1)		Timing Crank Gear							
 CRANKSHAFT									
247-5048 (675669C93)		Crankshaft, Less Gear							
247-5162 (675669C93)		Crankshaft, With Gear							




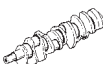
Line No.	Cyl. Dia.	No. Cyl.	ASSEMBLIES AND COMPONENT PARTS							GASKET SETS			
			 Cylinder Kits	 Liners	 Pistons	 PISTON RINGS			 Pins 223-1 Bushing 223-3	 Full Sets Lower Sets	 Head Sets Oil Pan Sets		
						Set No.	Comp.	Oil					
80	4.300"	6	466 CID (7.6L) DTI466B INTERNATIONAL DIESEL ENGINE (1978-1982)										
			From Engine S/N 76440 226-1919 226-4448 224-3296 S41781 (1) 2-1/8" 1-4.00mm 223-3595 (4) (1817645C1) (1810504C1) (1810527C2) (1089683C91) (675006C1)							In-Frame Overhaul Set EK3515VR Head Set HS3872 Head Gskt 4884 Lower Set CS3872			
			To Engine S/N 76439 226-1585 226-4448 224-2028 S41893 (2) 2-1/4" 1-1/4" 223-3595 (4) (1802579C91) (1810504C1) (684255C1) (684256C91) (675006C1)							Pan Set OS20550 Valve Cvr VS39756 Int. Gskt MS16223 Exh. Gskt MS12459 Front Seal SS47537 Rear Seal SS47866 Valve Seal B45607 (Intake/Exhaust)			
			S41894 (3) 2-1/8" 1-1/4" (1810358C97)							Water Gskt C31539 ☞ Does Not Contain Front and Rear Seals			
			Notes: 1. Plasma-Moly Ductile Compression Ring, Except 195 and 210 Horsepower High Torque Engines. 2. Plasma-Moly Ductile Compression Ring, For Turbocharged, Crankcase Mounted Crankcase Ventilation. 3. Plasma-Moly Ductile Compression Ring, For Turbocharged, Valve Cover Mounted Crankcase Ventilation For Pressure Balance System. 4. Requires Boring										










Line No.	VALVE TRAIN PARTS				BEARINGS				
	Exh. or Int.	Valves	Guides	Springs	Keepers	Pos.	BEARINGS		Std. Shaft Diameter
							Standard Part No.	Undersizes	
80	Exh.	211-2356 (676865C4)	217-3252 (675439C1)	212-1244 (682064C1)		R.B.	CB-675P	10-20-30-40	2.9977/2.9990
	Int.	211-2355 (675046C4)	217-3252 (675439C1)	212-1244 (682064C1)		M.S.	MS-1343P	10-20-30	
	Exh.	218-7877 (671353C1)	Valve Seat			1-2-3	MB-2628P		3.3742/3.3755
	Int.	218-7878 (671559C1)	Valve Seat			4-5-6			
		215-4215 (675621C1)	Pushrod			7	MB-2629P (F)		3.3742/3.3755
		216-1200 ●	Injector Sleeve Tube			Note: .030" Undersize Set Contains .012" Oversize Length Flanged Bearing			
		213-1649 (684729C1)	Mechanical Lifter - .997" Diameter			C.S.	SH-994S		
		213-1739 (1802340C1)	Mechanical Lifter - 1.120" Diameter						
		● Brass							
	 CAMSHAFT/TIMING COMPONENTS 								
	229-1885 (1802505C1)	Camshaft - Mechanical							
	8-3312 (675600C1)	Timing Cam Gear							
	8-3315 (675406C1)	Timing Crank Gear							
 CRANKSHAFT									
	216-7001 (676679C2)	Connecting Rod Bolt							

Line No.	Cyl. Dia.	No. Cyl.	ASSEMBLIES AND COMPONENT PARTS						GASKET SETS			
			 Cylinder Kits	 Liners	 Pistons	 PISTON RINGS			 Pins 223-1 Bushing 223-3	 Full Sets Lower Sets	 Head Sets Oil Pan Sets	
						Set No.	Comp.	Oil				
81	4.300"	6	466 CID (7.6L) DTI466C INTERNATIONAL DIESEL ENGINE (1983-1987)									
			226-1919 (1817645C1)	226-4448 (1810504C1)	224-3296 (1810527C2)	S41781(1) 2-1/8" (1089683C91)	1-4.00mm 1-1/4"	223-3595(3) (675006C1)	In-Frame Overhaul Set EK3515VR Head Set HS3872 Head Gskt 4884 Lower Set CS3872			
						S41894(2) 2-1/8" (1810358C97)			Pan Set OS20550 Valve Cvr VS39756 Int. Gskt MS16223 Exh. Gskt MS12459 Front Seal SS47537 Rear Seal SS47866 Valve Seal B45607 (Intake/Exhaust) Water Gskt C31539			
			Notes: 1. Plasma-Moly Ductile Compression Ring, Except 195 and 210 Horsepower High Torque Engines. 2. Plasma-Moly Ductile Compression Ring, For Turbocharged, Valve Cover Mounted Crankcase Ventilation For Pressure Balanced System. 3. Requires Boring) Does Not Contain Front and Rear Seals			

















Line No.	VALVE TRAIN PARTS				BEARINGS				
	Exh. or Int.	Valves	Guides	Springs	Keepers	Pos.	BEARINGS		Std. Shaft Diameter
							Standard Part No.	Undersizes	
81	Exh.	211-2356 (676865C4)	217-3252 (675439C1)	212-1244 (682064C1)		To Engine S/N 440035 R.B. CB-675P	10-20-30-40	2.9977/2.9990	
	Int.	211-2355 (675046C4)	217-3252 (675439C1)	212-1244 (682064C1)		From Engine S/N 440036 R.B. CB-1365P			10-20-30
	Exh.	218-7877 (671353C1)	Valve Seat			To Engine S/N 440035 M.S. MS-1343P	10-20-30	3.3742/3.3755	
	Int.	218-7878 (671559C1)	Valve Seat			1-2-3 MB-2628P			
		215-4215 (675621C1)	Pushrod			4-5-6	3.3742/3.3755		
		216-1200 ●	Injector Sleeve Tube			7 MB-2629P (F)		Note: .030" Undersize Set Contains .012" Oversize Length Flanged Bearing	
		213-1649 (684729C1)	Mechanical Lifter - .997" Diameter			From Engine S/N 440036 M.S. MS-1642P	10-20-30	3.3742/3.3755	
		213-1739 (1802340C1)	Mechanical Lifter - 1.120" Diameter			1-2-3 MB-3009P			
						4-5-6	3.3742/3.3755		
						7 MB-2629P (F)			
				C.S. SH-994S					
 CAMSHAFT/TIMING COMPONENTS 									
		229-1885 (1802505C1)	Camshaft - Mechanical						
		8-3312 (675600C1)	Timing Cam Gear						
		8-3315 (675406C1)	Timing Crank Gear						
 CRANKSHAFT									
		216-7001 (676679C2)	Connecting Rod Bolt						

● Brass








Line No.	Cyl. Dia.	No. Cyl.	ASSEMBLIES AND COMPONENT PARTS						GASKET SETS			
			 Cylinder Kits	 Liners	 Pistons	 PISTON RINGS			 Pins 223-1 Bushing 223-3	 Full Sets Lower Sets	 Head Sets Oil Pan Sets	
						Set No.	Comp.	Oil				
82	4.300"	6	466 CID (7.6L) DT466E INTERNATIONAL TURBO DIESEL ENGINE, ENGINE S/N PREFIX STARTING 469h									
			To Engine S/N 1126948 (210-250 Horsepower) 226-1962 226-4567 224-3350 S41781(1) 2-1/8" 1-4.00mm (1815674) (1823313C1) (1817247C93) 223-7211 (1822322) (O-Ring Kit)						In-Frame Overhaul Set EK3527 Head Set HS54189 Head Gskt 54189 Pan Set OS32226			
			From Engine S/N 990821 - 1194038 (175-210 Horsepower) 226-1963 226-4567 224-3351 S41939(2) 2-1/8" 1-4.00mm (1815674C1) (1825585C2) (1825461C92) 223-7211 (1822322) (O-Ring Kit)									
			Notes: 1. Plasma Moly Ductile Compression Ring, Except 195 and 210 Horsepower High Torque Engines. 2. Ductile Iron Plasma Filled Compression Ring									
83	4.300"	6	466 CID (7.6L) DT466P INTERNATIONAL TURBO DIESEL ENGINE (1993-1997), ENGINE S/N PREFIX STARTING 469g									
			Year 1993 - 1994, From Engine S/N 850654 - 888340 226-1960 226-4567 224-3348 S41781(1) 2-1/8" 1-4.00mm (1822340) (1815674) (1822097) (1817247C93) 223-7211 16.2 to 1 C.R. (1822322) (O-Ring Kit)						In-Frame Overhaul Set EK3528 Head Set HS54511 Head Gskt 54189 Pan Set OS32226			
			Year 1995 - 1997, From Engine S/N 888341 - 933833 226-1964 226-4567 224-3349 S41939(2) 2-1/8" 1-4.00mm (1824823) (1815674) (1824810) (1825461) 223-7211 16.7 to 1 C.R. (1822322) (O-Ring Kit)									
			Notes: 1. Plasma-Moly Ductile Compression Ring, Except 195-210 Horespower High Torque Engines. 2. Ductile Iron Plasma Filled Compression Ring									










Line No.	VALVE TRAIN PARTS					BEARINGS			
	Exh. or Int.								
							Standard Part No.	Undersizes	
82	Exh.	211-4154 (1824840C1)		212-1439 (677349C1)		R.B.	CB-1659P	10-20	3.1493/3.1506
	Exh.			212-1440 (1825540C1)		M.S.	MS-2096P	10-20	3.5344/3.5356
	Int.	211-4155 (1823875C1)		212-1439 (677349C1)		1-2-3	MB-3555P		3.5344/3.5356
	Int.			212-1440 (1825540C1)		4-5-6			
83						7	MB-3556P (F)		3.5344/3.5356
						C.S.	SH-994S		
						R.B.	CB-1659P	10-20	3.1493/3.1506
						M.S.	MS-2096P	10-20	3.5344/3.5356








Line No.	Cyl. Dia.	No. Cyl.	ASSEMBLIES AND COMPONENT PARTS						GASKET SETS			
			 Cylinder Kits	 Liners	 Pistons	 PISTON RINGS			 Pins 223-1 Bushing 223-3	 Full Sets Lower Sets	 Head Sets Oil Pan Sets	
						Set No.	Comp.	Oil				
84	4.375"	6	372 CID (6.1L) RD372 INTERNATIONAL GASOLINE ENGINE (1949-1968)									
						S40242(1) 2-3/32" 1-3/16" (211673R92)	223-3461(2) (118703H)	Head Set HS3205 ◆ Head Set HS3081 ● Head Gskt 3205 Valve Cvr VS39661T P.Rod Cvr PS39519 Manif. Set MS15039 Front Seal 49618 Valve Seal B45229 (Intake/Exhaust) Water Gskt C25487 ◆ From Engine S/N 128919-Up ● Thru Engine S/N 128918				
			Notes: 1. Chrome Cast Iron Compression Ring 2. Requires Light Reaming									
85	4.375"	6	372 CID (6.1L) RD372 INTERNATIONAL LPG ENGINE (1949-1968)									
						S40242(1) 2-3/32" 1-3/16" (211673R92)	223-3461(2) (118703H)	Head Set HS3081 Valve Cvr VS39661T P.Rod Cvr PS39519 Manif. Set MS15039 Front Seal 49618 Valve Seal B45229 (Intake/Exhaust) Water Gskt C25487				
			Notes: 1. Chrome Cast Iron Compression Ring 2. Requires Light Reaming									










Line No.	VALVE TRAIN PARTS				BEARINGS				
	Exh. or Int.								
		Valves	Guides	Springs	Keepers	Pos.	Standard Part No.	Undersizes	Std. Shaft Diameter
84	Exh.			212-1003 - Inner (62264VA)		R.B.	CB-266P	10-20-30-40-C60	2.7510/2.7520
	Exh.			212-1002 - Outer (62265VA)		C.S.	SH-493S		
	Int.				216-5233 (160903R1)				
	Int.			212-1003 - Inner (62264VA)					
	Int.			212-1002 - Outer (62265VA)					
	Exh.	218-3690	Valve Seat						
85	Exh.			212-1003 - Inner (62264VA)		R.B.	CB-266P	10-20-30-40-C60	2.7510/2.7520
	Exh.			212-1002 - Outer (62265VA)		C.S.	SH-493S		
	Int.				216-5233 (160903R1)				
	Int.			212-1003 - Inner (62264VA)					
	Int.			212-1002 - Outer (62265VA)					








Line No.	Cyl. Dia.	No. Cyl.	ASSEMBLIES AND COMPONENT PARTS						GASKET SETS			
			 Cylinder Kits	 Liners	 Pistons	 PISTON RINGS			 Pins 223-1 Bushing 223-3	 Full Sets Lower Sets	 Head Sets Oil Pan Sets	
						Set No.	Comp.	Oil				
86	4.375"	6	406 CID (6.7L) RD406 INTERNATIONAL GASOLINE ENGINE (1949-1977)									
							S40242(1) 2-3/32" 1-3/16" (211673R92)	223-3461(2) (118703H)	Head Set HS3205 ◆ Head Set HS3081 ● Head Gskt 3205 Valve Cvr VS39661T P.Rod Cvr PS39519 Manif. Set MS15039 Front Seal 49618 Valve Seal B45229 (Intake/Exhaust) Water Gskt C25487	◆ From Engine S/N 128412 With Improved Cooling ● To Engine S/N 128411		
			Notes: 1. Chrome Cast Iron Compression Ring 2. Requires Light Reaming									
87	4.375"	6	406 CID (6.7L) RD406 INTERNATIONAL LPG ENGINE (1953-1968)									
							S40242(1) 2-3/32" 1-3/16" (211673R92)	223-3461(2) (118703H)	Head Set HS3205 ◆ Head Set HS3081 ● Head Gskt 3205 Valve Cvr VS39661T P.Rod Cvr PS39519 Manif. Set MS15039 Front Seal 49618 Valve Seal B45229 (Intake/Exhaust) Water Gskt C25487	◆ From Engine S/N 128412 With Improved Cooling ● To Engine S/N 128411		
			Notes: 1. Chrome Cast Iron Compression Ring 2. Requires Light Reaming									










Line No.	VALVE TRAIN PARTS				BEARINGS				
	Exh. or Int.								
		Valves	Guides	Springs	Keepers	Pos.	Standard Part No.	Undersizes	Std. Shaft Diameter
86	Exh.			212-1003 - Inner (62264VA)		R.B.	CB-266P	10-20-30-40-C60	2.7510/2.7520
	Exh.			212-1002 - Outer (62265VA)		C.S.	SH-493S		
	Int.				216-5233 (160903R1)				
	Int.			212-1003 - Inner (62264VA)					
	Int.			212-1002 - Outer (62265VA)					
	Exh.	218-7553 (59964R1)	Valve Seat						
87	Exh.			212-1003 - Inner (62264VA)		R.B.	CB-266P	10-20-30-40-C60	2.7510/2.7520
	Exh.			212-1002 - Outer (62265VA)		C.S.	SH-493S		
	Int.				216-5233 (160903R1)				
	Int.			212-1003 - Inner (62264VA)					
	Int.			212-1002 - Outer (62265VA)					
	Exh.	218-7553 (59964R1)	Valve Seat						









Line No.	Cyl. Dia.	No. Cyl.	ASSEMBLIES AND COMPONENT PARTS						GASKET SETS			
			 Cylinder Kits	 Liners	 Pistons	 PISTON RINGS			 Pins 223-1 Bushing 223-3	 Full Sets Lower Sets	 Head Sets Oil Pan Sets	
						Set No.	Comp.	Oil				
88	4.375"	6	450 CID (7.4L) RD450 INTERNATIONAL LPG ENGINE (1953-1968)									
						S40242(1) (211673R92)	2-3/32"	1-3/16"	223-3461(2) (118703H)	Head Set HS3205 ♦ Head Set HS3081 ● Head Gskt 3205 Valve Cvr VS39661T P.Rod Cvr PS39519 Manif. Set MS15039 Front Seal 49618 Valve Seal B45229 (Intake/Exhaust) Water Gskt C25487 ♦ From Engine S/N 128412 With Improved Cooling ● To Engine S/N 128411		
			Notes: 1. Chrome Cast Iron Compression Ring 2. Requires Light Reaming									
89	4.375"	6	450 CID (7.4L) RD450 INTERNATIONAL GASOLINE ENGINE (1946-1974)									
						S40242(1) (211673R92)	2-3/32"	1-3/16"	223-3461(2) (118703H)	Head Set HS3205 ♦ Head Set HS3081 ● Head Gskt 3205 Valve Cvr VS39661T P.Rod Cvr PS39519 Manif. Set MS15039 Front Seal 49618 Valve Seal B45229 (Intake/Exhaust) Water Gskt C25487 ♦ From Engine S/N 128412-Up With Improved Cooling ● To Engine S/N 128411		
			Notes: 1. Chrome Cast Iron Compression Ring 2. Requires Light Reaming									
90	4.375"	6	450 CID (7.4L) FBB450 INTERNATIONAL GASOLINE ENGINE (1940)									
										Valve Cvr VS39661T P.Rod Cvr PS39519 Front Seal 49618 Water Gskt C25487		
91	4.375"	6	450 CID (7.4L) FBC460 INTERNATIONAL GASOLINE ENGINE (1944)									
										Valve Cvr VS39661T P.Rod Cvr PS39519 Front Seal 49618 Water Gskt C25487		










Line No.	VALVE TRAIN PARTS				BEARINGS				
	Exh. or Int.								
							Standard Part No.		Undersizes
88	Exh.				216-5080 (48067H)	R.B.	CB-266P	10-20-30-40-C60	2.7510/2.7520
	Exh.				212-1003 - Inner (62264VA)	C.S.	SH-493S		2.1090/2.1100
	Exh.				212-1002 - Outer (62265VA)				
	Int.				216-5233 (160903R1)				
	Int.				212-1003 - Inner (62264VA)				
	Int.				212-1002 - Outer (62265VA)				
89	Exh.				216-5080 (48067H)	R.B.	CB-266P	10-20-30-40-C60	2.7510/2.7520
	Exh.				212-1003 - Inner (62264VA)	C.S.	SH-493S		
	Exh.				212-1002 - Outer (62265VA)				
	Int.				216-5233 (160903R1)				
	Int.				212-1003 - Inner (62264VA)				
	Int.				212-1002 - Outer (62265VA)				
	Exh.	To Engine S/N 36670 218-7553 Valve Seat (59964R1)							
90									
91									

Line No.	Cyl. Dia.	No. Cyl.	ASSEMBLIES AND COMPONENT PARTS						GASKET SETS			
			 Cylinder Kits	 Liners	 Pistons	 PISTON RINGS			 Pins 223-1 Bushing 223-3	 Full Sets Lower Sets	 Head Sets Oil Pan Sets	
						Set No.	Comp.	Oil				
92	4.375"	6	450 CID (7.4L) RED450/RED450A INTERNATIONAL GASOLINE ENGINES (1943-1971)									
			<p>S40242(1) 2-3/32" 1-3/16" (211673R92)</p> <p>223-3461(2) (118703H)</p>						<p>Head Set HS3081 Valve Cvr VS39661T P.Rod Cvr PS39519 Manif Set MS15039 Front Seal 49618 Valve Seal B45229 (Intake/Exhaust) Water Gskt C25487</p>			
			<p>Notes: 1. Chrome Cast Iron Compression Ring 2. Requires Light Reaming</p>									
93	4.500"	8	549 CID (9.0L) D170 INTERNATIONAL DIESEL ENGINE (1975-1979)									
									<p>Pan Set OS31571 P.Rod Cvr PS38272● Front Cvr T30646 Front Seal SS49745 (Contains Sleeve) Front Seal 49745 Rear Seal SS61197 (Contains Sleeve) Valve Seal B45229 (Intake/Exhaust) Fuel Pump D27094</p> <p>● From Engine S/N 53001, Excluding Engine S/N 53019 - 53032</p>			










Line No.	VALVE TRAIN PARTS				BEARINGS				
	Exh. or Int.	 Valves	 Guides	 Springs	 Keepers	 Pos.	 Standard Part No.	 Undersizes	 Std. Shaft Diameter
92	Exh.				216-5080 ■ (48067H)	R.B.	CB-266P	10-20-30-40-C60	2.7510/2.7520
	Exh.				212-1003 - Inner (62264VA)	C.S.	SH-493S		
	Exh.				212-1002 - Outer (62265VA)				
	Int.				216-5233 ▲ (160903R1)				
	Int.				216-5080 ■ (48067H)				
	Int.				212-1003 - Inner (62264VA)				
	Int.				212-1002 - Outer (62265VA)				
Exh.	To Engine S/N 36670 218-7553 Valve Seat (59964R1)								
	■ Early Engine with .375" Valve Stem ▲ Except Engines with .375" Valve Stem								
93	Exh.				212-1094 ■ 216-5144A (223717R11)	R.B.	CB-807P	10-20-30	2.7530/ 2.7540
	Exh.				212-1385 ▲ (223717R11)	M.S.	MS-883P	10-20	
	Int.				212-1094 ■ 216-5144A (223717R11)	1-2-4	MB-2482P		3.1230/3.1240
	Int.				212-1385 ▲ (223717R11)	5			
	■ Engine with Rotocap Assembly ▲ Engines without Rotocap Assembly				3	MB-2483P (F)		3.1230/3.1240	
					Note: Undersize Bearings Can Be Used But The Crankshaft Must Be Rehardened By The Tufftrided Process				
					C.S.	SH-681S			

Line No.	Cyl. Dia.	No. Cyl.	ASSEMBLIES AND COMPONENT PARTS						GASKET SETS			
			 Cylinder Kits	 Liners	 Pistons	 PISTON RINGS			 Pins 223-1 Bushing 223-3	 Full Sets Lower Sets	 Head Sets Oil Pan Sets	
						Set No.	Comp.	Oil				
94	4.500"	8	549 CID (9.0L) D190 INTERNATIONAL DIESEL ENGINE (1975-1979)						Pan Set OS31571 P.Rod Cvr PS38272 ● Front Cvr T30646 Front Seal SS49745 (Contains Sleeve) Front Seal 49745 Rear Seal SS61197 (Contains Sleeve) Valve Seal B45229 (Intake/Exhaust) Fuel Pump D27094 ● From Engine S/N 53001, Excluding Engine S/N 53019 - 53032			
95	4.500"	8	549 CID (9.0L) DV550 INTERNATIONAL DIESEL ENGINE (1966-1972)						Pan Set OS31571 P.Rod Cvr PS38272 ● Front Cvr T30646 Front Seal SS49745 (Contains Sleeve) Front Seal 49745 Rear Seal SS61197 (Contains Sleeve) Valve Seal B45229 Fuel Pump D27094 ● From Engine S/N 53001, Excluding Engine S/N 53019-53032.			

Notes:









1. .125" Thickness Cylinder Sleeve Wall
2. .094" Thickness Cylinder Sleeve Wall
3. Chrome Cast Iron Compression Rings











Line No.	VALVE TRAIN PARTS				BEARINGS				
	Exh. or Int.								
							Standard Part No.	Undersizes	
94	Exh.			212-1094 ■ (223717R11)	216-5144A	R.B.	CB-807P	10-20-30	2.7530/ 2.7540
	Exh.			212-1385 ▲ (223717R11)		M.S.	MS-883P	10-20	
	Int.			212-1094 ■ (223717R11)	216-5144A	1-2-4	MB-2482P		3.1230/3.1240
	Int.			212-1385 ▲ (223717R11)		5			3.1230/3.1240
						3	MB-2483P (F)		3.1230/3.1240
						Note: Undersize Bearings Can Be Used But The Crankshaft Must Be Rehardened By The Tufftrided Process			
						C.S.	SH-681S		
95	Exh.			212-1094 ■ (223717R11)	216-5144A	R.B.	CB-807P	10-20-30	2.7530/ 2.7540
	Exh.			212-1385 ▲ (223717R11)	216-5145 ●	M.S.	MS-883P	10-20	
	Int.			212-1094 ■ (223717R11)	216-5144A	1-2-4	MB-2482P		3.1230/3.1240
	Int.			212-1385 ▲ (223717R11)	216-5145 ●	5			3.1230/3.1240
						3	MB-2483P (F)		3.1230/3.1240
						Note: Undersize Bearings Can Be Used, But The Crankshaft Must Be Rehardened By The Tufftrided Process			
						C.S.	SH-681S		
















■ Engine with Rotocap Assembly
▲ Engines without Rotocap Assembly

■ Engines with Rotocap Assembly
▲ Engines without Rotocap Assembly
● Hardened

Line No.	Cyl. Dia.	No. Cyl.	ASSEMBLIES AND COMPONENT PARTS						GASKET SETS				
			 Cylinder Kits	 Liners	 Pistons	 PISTON RINGS			 Pins 223-1  Bushing 223-3	 Full Sets Lower Sets	 Head Sets Oil Pan Sets		
						Set No.	Comp.	Oil					
96	4.500"	8	549 CID (9.0L) DV550B INTERNATIONAL DIESEL ENGINE (1970-1976)										
			226-8018(1) 226-8068(2)	S41058(3)	1-1/8" 1-3/32"	1-3/16"			Pan Set OS31571 P.Rod Cvr PS38272 ● Front Cvr T30646 Front Seal SS49745 (Contains Sleeve) Front Seal 49745 Rear Seal SS61197 (Contains Sleeve) Valve Seal B45229 Fuel Pump D27094 ● From Engine S/N 53001, Excluding Engine S/N 53019-53032.				
			Notes: 1. .125" Thickness Cylinder Sleeve Wall 2. .094" Thickness Cylinder Sleeve Wall 3. Chrome Cast Iron Compression Rings										
97	4.500"	8	478 CID (7.8L) V478 INTERNATIONAL GASOLINE ENGINE (1965-1972)										
			226-8018(1) 226-8068(2)	S40245(3)	2-3/32"	1-3/16"	223-3502(5) (133699R1)			Head Set HS3108W ⤵ Head Gskt (2) 3108 Pan Set OS31571 Valve Cvr VS39742F P.Rod Cvr PS38272 Exh. Gskt (2) MS14093 Int. Gskt MS7303 Front Seal SS49745 (Contains Sleeve) Front Seal 49745 Valve Seal B45377 (Intake/Exhaust, To Engine S/N 139494) Valve Seal B45229 (Intake/Exhaust, From Engine S/N 139494) Water Gskt C25487 Fuel Pump D27094 Exh. Pipe F9999 Carb. Gskt G30709 (Mount) ⤵ Valve Seals Not Included			
			Notes: 1. .125" Thickness Cylinder Sleeve Wall 2. .094" Thickness Cylinder Sleeve Wall 3. Chrome Cast Iron Compression Ring 4. Cast Iron Compression Rings 5. Requires Boring										


















Line No.	VALVE TRAIN PARTS				BEARINGS				
	Exh. or Int.								
							Standard Part No.	Undersizes	
96	Exh.			212-1094 ■ (223717R11)	216-5144A	R.B.	CB-807P	10-20-30	2.7530/ 2.7540
	Exh.			212-1385 ▲ (223717R11)	216-5145 ●	M.S. 1-2-4 5	MS-883P MB-2482P	10-20	3.1230/3.1240
	Int.			212-1094 ■ (223717R11)	216-5144A	3	MB-2483P (F)		3.1230/3.1240
	Int.			212-1385 ▲ (223717R11)	216-5145 ●	Note: Undersize Bearings Can Be Used, But The Crankshaft Must Be Rehardened By The Tufftrided Process			
			■ Engines with Rotocap Assembly ▲ Engines without Rotocap Assembly ● Hardened			C.S.	SH-681S		
97	Exh.			212-1094 ■ (223717R11)	216-5146 ● (60437R1)	R.B.	CB-473P	10-20-30	2.6230/2.6240
	Exh.			212-1385 ▲ (223717R11)	216-5233 ◆ (160903R1)	C.S.	SH-681S		
	Int.			212-1094 ■ (223717R11)	216-5146 ● (60437R1)				
	Int.			212-1385 ▲ (223717R11)	216-5233 ◆ (160903R1)				
	Int.	218-7942 (179033R1)	Valve Seat						
	215-4197 (133793R91)	Pushrod - Requires Iron Camshaft							
			■ Engines with Rotocap Assembly ▲ Engines without Rotocap Assembly ● Engine with 30 Degree Valve Seat ◆ Engine with 45 Degree Valve Seat						
	 OIL PUMP								
	601-1114 (218323R91)	Oil Pump - Dual Ignition							

Line No.	Cyl. Dia.	No. Cyl.	ASSEMBLIES AND COMPONENT PARTS						GASKET SETS				
			 Cylinder Kits	 Liners	 Pistons	 PISTON RINGS			 Pins 223-1  Bushing 223-3	 Full Sets Lower Sets	 Head Sets Oil Pan Sets		
						Set No.	Comp.	Oil					
98	4.500"	8	478 CID (7.8L) VS478 INTERNATIONAL GASOLINE ENGINE (1965-1977)										
			226-8018(1) 226-8068(2)	S40245(3) 2-3/32" 1-3/16"	223-3502(4) (133699R1)	Head Set HS3108W  Head Gskt (2) 3108 Pan Set OS31571 Valve Cvr VS39742F P.Rod Cvr PS38272 Exh. Gskt (2) MS14093 Int. Gskt MS7303 Front Seal SS49745 (Contains Sleeve) Front Seal 49745 Valve Seal B45377 (Intake/Exhaust, To Engine S/N 139494) Valve Seal B45229 (Intake/Exhaust, From Engine S/N 139494) Water Gskt C25487 Fuel Pump D27094 Exh. Pipe F9999 Carb. Gskt G30709 (Mount)  Valve Seals Not Included							
99	4.500"	6	501 CID (8.2L) RD501 INTERNATIONAL GASOLINE ENGINE (1953-1974)										
			226-8018(1) 226-8068(2)		223-3461(3) (118703H)	Head Set HS3205  Head Set HS3081  Head Gskt 3205  Valve Cvr VS39661T P.Rod Cvr PS39519 Manif Set MS15039 Front Seal 49618 Valve Seal B45229 (Intake/Exhaust) Water Gskt C25487 Carb Gskt G30709 (Mount)  From Engine S/N 128412  To Engine S/N 128412							
			Notes: 1. .125" Thickness Cylinder Sleeve Wall 2. .094" Thickness Cylinder Sleeve Wall 3. Chrome Cast Iron Compression Ring 4. Requires Boring										
			Notes: 1. .125" Thickness Cylinder Sleeve Wall 2. .094" Thickness Cylinder Sleeve Wall 3. Requires Light Reaming										


















Sealing Products

Line No.	VALVE TRAIN PARTS				BEARINGS				
	Exh. or Int.								
							Standard Part No.	Undersizes	
98	Exh.			212-1094 ■ (223717R11)	216-5146 ● (60437R1)	R.B.	CB-473P	10-20-30	2.6230/2.6240
	Exh.			212-1385 ▲ (223717R11)	216-5233 ◆ (160903R1)	C.S.	SH-681S		
	Int.			212-1094 ■ (223717R11)	216-5146 ● (60437R1)				
	Int.			212-1385 ▲ (223717R11)	216-5233 ◆ (160903R1)				
	Int.	218-7942 (179033R1)	Valve Seat						
		215-4197 (133793R91)	Pushrod - Requires Iron Camshaft						
	 <p style="text-align: center;">OIL PUMP</p>								
	601-1114 (218323R91)	Oil Pump - Dual Ignition							
99	Exh.			212-1003 - Inner (62264VA)		R.B.	CB-266P	10-20-30-40-C60	2.7510/2.7520
	Exh.			212-1002 - Outer (62265VA)		C.S.	SH-493S		
	Int.				216-5233 (160903R1)				
	Int.			212-1003 - Inner (62264VA)					
	Int.			212-1002 - Outer (62265VA)					

Line No.	Cyl. Dia.	No. Cyl.	ASSEMBLIES AND COMPONENT PARTS						GASKET SETS			
			 Cylinder Kits	 Liners	 Pistons	 PISTON RINGS			 Pins 223-1 Bushing 223-3	 Full Sets Lower Sets	 Head Sets Oil Pan Sets	
						Set No.	Comp.	Oil				
100	4.500"	6	501 CID (8.2L) RD501LPG INTERNATIONAL LPG ENGINE (1955-1972)									Head Set HS3205 ■ Head Set HS3081 ▲ Head Gskt 3205 ■ Valve Cvr VS39661T P.Rod Cvr PS39519 Manif Set MS15039 Front Seal 49618 Valve Seal B45229 (Intake/Exhaust) Water Gskt C25487 Carb Gskt G30709 (Mount) ■ From Engine S/N 128412 ▲ To Engine S/N 128412
			226-8018(1) 226-8068(2)	223-3461(3) (118703H)	Notes: 1. .125" Thickness Cylinder Sleeve Wall 2. .094" Thickness Cylinder Sleeve Wall 3. Requires Light Reaming							
101	4.500"	8	549 CID (9.0L) FTV549 INTERNATIONAL GASOLINE ENGINE (1970-1972)									Head Set HS3108W ■ Head Gskt 3108 Pan Set OS31571 Valve Cvr VS39742VF P.Rod Cvr PS38272 Int. Gskt MS7303 Exh. Gskt MS14093 Front Seal SS49745 (Contains Sleeve) Front Seal 49745 Valve Seal B45229 (Intake/Exhaust, From Engine S/N 139494) Valve Seal B45377 (Intake/Exhaust, To Engine S/N 139494) Water Gskt C25487 Fuel Pump D27094 Exh. Pipe F9999 Carb Gskt G30709 (Mount) ■ Valve Stem Seals Not Included
			226-8018(1) 226-8068(2)	51415(3) 24-3/32" 8-3/16" S40245(4) 2-3/32" 1-3/16"	223-3502(5) (133699R1)	Notes: 1. .125" Thickness Cylinder Sleeve Wall 2. .094" Thickness Cylinder Sleeve Wall 3. Cast Iron Compression Rings for 4 Ring Pistons 4. Chrome Cast Iron Compression Ring for 3 Ring Pistons 5. Requires Boring						










Line No.	VALVE TRAIN PARTS				BEARINGS				
	Exh. or Int.								
							Standard Part No.	Undersizes	
100	Exh.			212-1003 - Inner (62264VA)		R.B.	CB-266P	10-20-30-40-C60	2.7510/2.7520
	Exh.			212-1002 - Outer (62265VA)		C.S.	SH-493S		
	Int.				216-5233 (160903R1)				
	Int.			212-1003 - Inner (62264VA)					
	Int.			212-1002 - Outer (62265VA)					
101	Exh.			212-1094 ■ (223717R11)	216-5146 ● (60437R1)	R.B.	CB-473P	10-20-30	2.6230/2.6240
	Exh.			212-1385 ▲ (223717R11)		C.S.	SH-681S		
	Int.			212-1094 ■ (223717R11)	216-5146 ● (60437R1)				
	Int.			212-1385 ▲ (223717R11)	216-5233 ◆ (160903R1)				
	Int.	218-7942 (179033R1)	Valve Seat						
		215-4197 (133793R91)	Pushrod						
				■ Engines with Rotocap Assembly ▲ Engine without Rotocap Assembly ● Engine with 30 Degree Valve Seat ◆ Engine with 45 Degree Valve Seat					

Line No.	Cyl. Dia.	No. Cyl.	ASSEMBLIES AND COMPONENT PARTS						GASKET SETS				
			 Cylinder Kits	 Liners	 Pistons	 PISTON RINGS			 Pins 223-1  Bushing 223-3	 Full Sets Lower Sets	 Head Sets Oil Pan Sets		
						Set No.	Comp.	Oil					
102	4.500"	8	549 CID (9.0L) V549 INTERNATIONAL GASOLINE ENGINE (1956-1972)										
			226-8018(1)			51415(3)	24-3/32"	8-3/16"				Head Set HS3108W ■ Head Gskt (2) 3108 Pan Set OS31571 Valve Cvr VS39742F P.Rod Cvr PS38272 Exh. Gskt (2) MS14093 Int. Gskt MS7303 Front Seal SS49745 (Contains Sleeve) Front Seal 49745 Valve Seal B45377 (Intake/Exhaust, To Engine S/N 139494) Valve Seal B45229 (Intake/Exhaust, From Engine S/N 139494) Water Gskt C25487 Fuel Pump D27094 Exh. Pipe F9999 Carb. Gskt G30709 (Mount)	
			226-8068(2)			S40245(4)	2-3/32"	1-3/16"	223-3502(5) (133699R1)			■ Valve Stem Seals Not Included	
			Notes: 1. .125" Thickness Cylinder Sleeve Wall 2. .094" Thickness Cylinder Sleeve Wall 3. Cast Iron Compression Rings for 4 Ring Pistons 4. Chrome Cast Iron Compression Ring for 3 Ring Pistons 5. Requires Boring										










VICTOR REINZ








Sealing Products









Line No.	VALVE TRAIN PARTS				BEARINGS				
	Exh. or Int.								
							Standard Part No.	Undersizes	
102	Exh.			212-1094 ■ (223717R11)	216-5146 ● (60437R1)	R.B.	CB-473P	10-20-30	2.6230/2.6240
	Exh.			212-1385 ▲ (223717R11)		C.S.	SH-681S		
	Int.			212-1094 ■ (223717R11)	216-5146 ● (60437R1)				
	Int.			212-1385 ▲ (223717R11)	216-5233 ◆ (160903R1)				
	Int.	218-7942 (179033R1)	Valve Seat						
	215-4197 (133793R91)	Pushrod							

- Engines with Rotocap Assembly
- ▲ Engine without Rotocap Assembly
- Engine with 30 Degree Valve Seat
- ◆ Engine with 45 Degree Valve Seat








Line No.	Cyl. Dia.	No. Cyl.	ASSEMBLIES AND COMPONENT PARTS						GASKET SETS			
			 Cylinder Kits	 Liners	 Pistons	 PISTON RINGS			 Pins 223-1 Bushing 223-3	 Full Sets Lower Sets	 Head Sets Oil Pan Sets	
						Set No.	Comp.	Oil				
103	4.500"	8	549 CID (9.0L) V549LPG INTERNATIONAL LPG ENGINE (1970-1971)									
							51415(1) 24-3/32" 8-3/16" S40245(2) 2-3/32" 1-3/16"	223-3502(3)	Head Set HS3108W ■ Head Gskt (2) 3108 Pan Set OS31571 Valve Cvr VS39742F P.Rod Cvr PS38272 Exh. Gskt (2) MS14093 Int. Gskt MS7303 Front Seal SS49745 (Contains Sleeve) Front Seal 49745 Valve Seal B45377 (Intake/Exhaust, To Engine S/N 139494) Valve Seal B45229 (Intake/Exhaust, From Engine S/N 139494) Water Gskt C25487 Fuel Pump D27094 Exh. Pipe F9999 Carb. Gskt G30709 (Mount) ■ Valve Stem Seals Not Included			
			Notes: 1. Cast Iron Compression Rings for 4 Ring Pistons 2. Chrome Cast Iron Compression Ring for 3 Ring Pistons 3. Requires Boring									











Line No.	Exh. or Int.	VALVE TRAIN PARTS				BEARINGS			
									
							Standard Part No.		Undersizes
103						R.B. CB-473P	10-20-30	2.6230/2.6240	
						C.S. SH-681S			

Line No.	Cyl. Dia.	No. Cyl.	ASSEMBLIES AND COMPONENT PARTS						GASKET SETS			
			 Cylinder Kits	 Liners	 Pistons	 PISTON RINGS			 Pins 223-1  Bushing 223-3	 Full Sets Lower Sets	 Head Sets Oil Pan Sets	
						Set No.	Comp.	Oil				
104	4.500"	8	549 CID (9.0L) VS549 INTERNATIONAL GASOLINE ENGINE (1968-1978)									
			226-8018(1) 226-8068(2)		51415(3) S40245(4)	24-3/32" 2-3/32"	8-3/16" 1-3/16"	223-3502(5) (133699R1)	Head Set HS3108W ■ Head Gskt (2) 3108 Pan Set OS31571 Valve Cvr VS39742F P.Rod Cvr PS38272 Exh. Gskt (2) MS14093 Int. Gskt MS7303 Front Seal SS49745 (Contains Sleeve) Front Seal 49745 Valve Seal B45377 (Intake/Exhaust, To Engine S/N 139494) Valve Seal B45229 (Intake/Exhaust, From Engine S/N 139494) Water Gskt C25487 Fuel Pump D27094 Exh. Pipe F9999 Carb. Gskt G30709 (Mount)			
			Notes: 1. .125" Thickness Cylinder Sleeve Wall 2. .094" Thickness Cylinder Sleeve Wall 3. Cast Iron Compression Rings for 4 Ring Pistons 4. Chrome Cast Iron Compression Ring for 3 Ring Pistons 5. Requires Boring						■ Valve Stem Seals Not Included			

















Line No.	VALVE TRAIN PARTS				BEARINGS				
	Exh. or Int.								
							Standard Part No.	Undersizes	
104	Exh.			212-1094 ■ (223717R11)	216-5146 ● (60437R1)	R.B.	CB-473P	10-20-30	2.6230/2.6240
	Exh.			212-1385 ▲ (223717R11)		C.S.	SH-681S		
	Int.			212-1094 ■ (223717R11)	216-5146 ● (60437R1)				
	Int.			212-1385 ▲ (223717R11)	216-5233 ◆ (160903R1)				
	Int.	218-7942 (179033R1)	Valve Seat						
		215-4197 (133793R91)	Pushrod						

- Engines with Rotocap Assembly
- ▲ Engine without Rotocap Assembly
- Engine with 30 Degree Valve Seat
- ◆ Engine with 45 Degree Valve Seat










Line No.	Cyl. Dia.	No. Cyl.	ASSEMBLIES AND COMPONENT PARTS						GASKET SETS		
			 Cylinder Kits	 Liners	 Pistons	 PISTON RINGS			 Pins 223-1  Bushing 223-3	 Full Sets Lower Sets	 Head Sets Oil Pan Sets
						Set No.	Comp.	Oil			
105	4.500"	8	549 CID (9.0L) VS549LPG INTERNATIONAL LPG ENGINE (1970-1975)								
						S1415(1) 24-3/32" 8-3/16" S40245(2) 2-3/32" 1-3/16"		223-3502(3) (133699R1)		Head Set HS3108W ■ Head Gskt (2) 3108 Pan Set OS31571 Valve Cvr VS39742F P.Rod Cvr PS38272 Exh. Gskt (2) MS14093 Int. Gskt MS7303 Front Seal SS49745 (Contains Sleeve) Front Seal 49745 Valve Seal B45377 (Intake/Exhaust, To Engine S/N 139494) Valve Seal B45229 (Intake/Exhaust, From Engine S/N 139494) Water Gskt C25487 Fuel Pump D27094 Exh. Pipe F9999 Carb. Gskt G30709 (Mount)	
			Notes: 1. Cast Iron Compression Rings for 4 Ring Pistons 2. Chrome Cast Iron Compression Ring for 3 Ring Pistons 3. Requires Boring							■ Valve Stem Seals Not Included	
106	4.500"	8	573 CID (9.4L) DVT573 INTERNATIONAL DIESEL ENGINE (1968-1971)								
						S40612(1) 2-3/32" 1-1/4" (247654R92) 1-1/8"					
						S41122(1) 1-1/8" 1-1/4" (670584C91) 1-3/32"					
			Notes: 1. Chrome Ductile Compression Ring								
107	4.500"	8	573 CID (9.4L) DVTI573 INTERNATIONAL DIESEL ENGINE								
						S40612(1) 2-3/32" 1-1/4" (247654R92) 1-1/8"					
			Notes: 1. Chrome Ductile Compression Ring								










Line No.	Exh. or Int.	VALVE TRAIN PARTS				BEARINGS			
									
							Standard Part No.		Undersizes
105						R.B. CB-473P C.S. SH-681S	10-20-30	2.6230/2.6240	
106						R.B. CB-685P C.S. SH-543S	10-20-30	2.9972/2.9982	
107						R.B. CB-685P C.S. SH-543S	10-20-30	2.9972/2.9982	








Line No.	Cyl. Dia.	No. Cyl.	ASSEMBLIES AND COMPONENT PARTS						GASKET SETS				
			 Cylinder Kits	 Liners	 Pistons	 PISTON RINGS			 Pins 223-1 Bushing 223-3	 Full Sets Lower Sets	 Head Sets Oil Pan Sets		
						Set No.	Comp.	Oil					
108	4.500"	8	573 CID (9.4L) DVT1573B INTERNATIONAL DIESEL ENGINE										
						S41122(1)	1-1/8" (670584C91)	1-1/4" 1-3/32"					
			Notes: 1. Chrome Ductile Compression Rings										
109	4.510"	8	551 CID (9.0L) INTERNATIONAL DIESEL ENGINE (1980-1988)										
			224-3190 Std.-20 (Rebore Kit)	226-8068(1)	224-2807 (1700236C92)	S41416(2) (434466C93)	1-1/8" 1-3/32"	1-3/16"					
			Notes: 1. .094" Thickness Cylinder Sleeve Wall 2. Chrome Ductile Compression Ring									Head Set HS4851 Head Gskt (2) 4851 Lower Set CS4851 ▲ Pan Set OS31571 Valve Cvr VS50009 Valve Cvr VS50071 (Extension) P.Rod Cvr PS38272 Front Seal SS49745 (Contains Sleeve) Front Seal 49745 Rear Seal SS61197 (Contains Sleeve) Valve Seal B45229 (Intake/Exhaust) ▲ Set Includes Front and Rear Crankshaft Seals.	
110	4.510"	8	551 CID (9.0L) D9 INTERNATIONAL DIESEL ENGINE										
						S41416(1) (434466C93)	1-1/8" 1-3/32"	1-3/16"					
			Notes: 1. Chrome Ductile Compression Ring										
111	4.587"	6	530 CID (8.7L) 530 INTERNATIONAL DIESEL ENGINE (1994-1999)										
												Valve Seal B45913 (Intake/Exhaust)	










Line No.	VALVE TRAIN PARTS				BEARINGS				
	Exh. or Int.	 Valves	 Guides	 Springs	 Keepers	 Pos.			 Std. Shaft Diameter
							Standard Part No.	Undersizes	
108						R.B. CB-685P C.S. SH-543S	10-20-30	2.9972/2.9982	
109	Exh.	211-2695 (1701325C1)	217-3325 (42804C1)	212-1094 ■ (223717R11)	216-5145 ●	R.B. CB-1266P	10-20-30-40	2.7530/2.7540	
	Exh.			212-1385 ▲ (223717R11)	216-5144A	M.S. 1-2-4 5 3	10-20	3.1230/3.1240	
	Int.	211-2694 (489101C3)	217-3325 (42804C1)	212-1094 ■ (223717R11)	216-5145 ●	MB-2482P MB-2483P (F)		3.1230/3.1240	
	Int.			212-1385 ▲ (223717R11)	216-5144A	Note: Undersize Bearings Can Be Used, But The Crankshaft Must Be Rehardened By The Tufftrided Process			
		<ul style="list-style-type: none"> ■ Engines with Rotocap Assembly ▲ Engines without Rotocap Assembly ● Hardened 				C.S. SH-681S			
		 CAMSHAFT/TIMING COMPONENTS 							
		229-2115 (489172C1) Camshaft - Mechanical							
110									
111									








Line No.	Cyl. Dia.	No. Cyl.	ASSEMBLIES AND COMPONENT PARTS							GASKET SETS			
			 Cylinder Kits	 Liners	 Pistons	 PISTON RINGS			 Pins 223-1 Bushing 223-3	 Full Sets Lower Sets	 Head Sets Oil Pan Sets		
						Set No.	Comp.	Oil					
112	4.587"	6	530 CID (8.7L) I530E INTERNATIONAL DIESEL ENGINE (1995-1999)							Head Gskt 54189 Valve Seal B45913 (Intake/Exhaust)			
113	4.587"	6	530 CID (8.7L) I530P INTERNATIONAL DIESEL ENGINE										
114	4.625"	8	537 CID (8.8L) V537 INTERNATIONAL GASOLINE ENGINE (1978-1981)							Pan Set OS31571 P.Rod Cvr PS38272 Int. Gskt MS15297 Int. Gskt MS15297BF (LPG Engines) Exh. Gskt MS15525 Front Cvr T30646 Front Seal SS49745 (Contains Sleeve) Front Seal 49745 Rear Seal SS61197 (Contains Sleeve) Fuel Pump D27094			
115	4.625"	8	537 CID (8.8L) VS537 INTERNATIONAL GASOLINE ENGINE (1975-1981)							Pan Set OS31571 P.Rod Cvr PS38272 Int. Gskt MS15297 Exh. Gskt MS15525 Front Cvr T30646 Front Seal SS49745 (Contains Sleeve) Front Seal 49745 Rear Seal SS61197 (Contains Sleeve) Fuel Pump D27094			



Line No.	VALVE TRAIN PARTS				BEARINGS				
	Exh. or Int.	 Valves	 Guides	 Springs	 Keepers	 Pos.			 Std. Shaft Diameter
							Standard Part No.	Undersizes	
112	Exh.		217-4077 (1815264C1)			R.B.	CB-1659P	10-20	3.1493/3.1506
	Int.		217-4077 (1815264C1)			M.S. 1-2-3 4-5-6 7	MS-2096P MB-3555P MB-3556P (F)	10-20	3.5344/3.5356 3.5344/3.5356
113						R.B.	CB-1659P	10-20	3.1493/3.1506
						M.S. 1-2-3 4-5-6 7	MS-2096P MB-3555P MB-3556P (F)	10-20	3.5344/3.5356 3.5344/3.5356
114	Exh.		212-1094 ▲ (223717R11)	216-5146 (60437R1)		R.B.	CB-1242P	10	2.6230/2.6240
	Exh.		212-1385 ■ (223717R11)			M.S. 1-2-4 5	MS-883P MB-2482P	10-20	3.1230/3.1240
	Int.		212-1094 ▲ (223717R11)	216-5146 (60437R1)		3	MB-2483P (F)		3.1230/3.1240
	Int.		212-1385 ■ (223717R11)			Note: Undersize Bearings Can Be Used, But The Crankshaft Must Be Rehardened By The Tufftrided Process			
	Exh.	218-3690	Valve Seat			C.S.	SH-681S		
	Int.	218-7881	Valve Seat						
<p>▲ Engine with Rotocap Assembly ■ Engines without Rotocap Assembly</p>									
115	Exh.		212-1094 ▲ (223717R11)	216-5146 (60437R1)					
	Exh.		212-1385 ■ (223717R11)						
	Int.		212-1094 ▲ (223717R11)	216-5146 (60437R1)					
	Int.		212-1385 ■ (223717R11)						
	Exh.	218-3690	Valve Seat						
	Int.	218-7881	Valve Seat						
<p>▲ Engine with Rotocap Assembly ■ Engines without Rotocap Assembly</p>									

Line No.	Cyl. Dia.	No. Cyl.	ASSEMBLIES AND COMPONENT PARTS						GASKET SETS			
			 Cylinder Kits	 Liners	 Pistons	 PISTON RINGS			 Pins 223-1 Bushing 223-3	 Full Sets Lower Sets	 Head Sets Oil Pan Sets	
						Set No.	Comp.	Oil				
116	4.625"	8	605 CID (9.9L) V605 INTERNATIONAL GASOLINE ENGINE						Pan Set OS31571			
117	5.313"	8	798 CID (13.1L) DVT800 INTERNATIONAL DIESEL ENGINE						<p>S41412(1) 1-1/8" 1-1/4" (684183C91) 1-3/32"</p> <p>Notes: 1. Chrome Ductile Compression Rings</p>			
118	5.313"	8	798 CID (13.1L) V800 INTERNATIONAL GASOLINE ENGINE									
119	5.313"	8	798 CID (13.1L) V800 INTERNATIONAL DIESEL ENGINE (1975-1979)									



Line No.	VALVE TRAIN PARTS				BEARINGS				
	Exh. or Int.								
							Standard Part No.		Undersizes
116	Exh.			212-1094 ▲ (223717R11)	216-5146 (60437R1)	R.B.	CB-1242P	10	2.6230/2.6240
	Int.			212-1094 ▲ (223717R11)	216-5146 (60437R1)	M.S.	MS-883P	10-20	3.1230/3.1240
	Exh.	218-3690	Valve Seat			1-2-4 5 3	MB-2482P MB-2483P (F)		3.1230/3.1240
	Int.	218-7881	Valve Seat						2.3460/2.3470
▲ With Damper									
117									
118						R.B.	CB-685P	10-20-30	2.9977/2.9990
						C.S.	SH-543S		
119						R.B.	CB-685P	10-20-30	2.9977/2.9990
						C.S.	SH-543S		

SLEEVE ASSEMBLIES

Part No.	Bore	Piston	Sleeve	Rings	O-Ring Kit	No. Cyl.
226-1585	4.3000	224-2028	226-4448	S41893	223-7168	6
226-1830	3.8750	224-3262	226-4541	S41515	223-7191	6
226-1850	4.3000	224-3272	226-4448	S41894	223-7168	6
226-1919	4.3000	224-3296	226-4448	S41781	223-7168	6
226-1944	4.3000	224-3315	226-4448	S41839	223-7168	6
226-1960	4.3000	224-3348	226-4567	S41781	223-7211	6
226-1962	4.3000	224-3350	226-4567	S41781	223-7211	6
226-1963	4.3000	224-3351	226-4567	S41939	223-7211	6
226-1964	4.3000	224-3349	226-4567	S41939	223-7211	6
226-1966	4.0100	224-3352	226-4541	S41938	223-7191	6

REBORE KITS

Part No.	Bore	Piston	Rings	No. Cyl.
224-3190	4.5100	224-2807	S41416	8

SLEEVES

Part No.	Bore	O.D.	Width	Pilot	Barrel	Seal	Length	Firewall	O-Rings	No. Cyl.
226-4448	4.3000	5.2450	0.3520	4.9520	4.8670	4.8150	9.3800	0.0405	223-7168	6
226-4541	4.0000	4.7300	0.3510	4.5370	4.4780	4.2300	8.4400	0.0500	223-7191	6
226-4567	4.3010	5.3100	0.3530	5.1210	4.1590	5.0310	9.3800	-	-	6


VICTOR REINZ
Sealing Products

PISTONS

Part No.	Bore	Length	Comp. Dist.	Comp. Ring	Comp. Ring 2	Oil Ring	Pin	Pin O.D.	No. Cyl.
224-2028	4.3000	5.0200	3.3995	2-1/8	-	1-1/4	2231906	1.6249	6
224-2190	4.0000	3.4500	1.9450	5/64	5/64	7/64	-	1.1100	8
224-2807	4.5100	4.1100	2.8655	1-1/8	1-3/32	1-3/16	2231924	1.4999	8
224-2908	4.1100	3.4600	1.3600	3.00mm	2.00mm	3.50mm	-	1.1100	8
224-3163	4.1100	3.7890	2.1420	3.00mm	2.00mm	3.50mm	-	1.3085	8
224-3272	4.3000	5.0200	3.4075	2-1/8	-	1-1/4	223-1906	1.6249	6
224-3296	4.3000	5.0300	3.4095	2-1/8	-	1-5/32	2231906	1.6258	6
224-3315	4.3000	5.0300	3.4040	2-3/32	1-3.00mm	1-1/4	-	1.6250	6
224-3348	4.3000	5.0310	3.2110	2-1/8	-	1-4.00mm	-	1.8260	6
224-3349	4.3000	5.0310	3.2160	2-1/8	-	1-4.00mm	-	1.8260	6
224-3350	4.3000	5.0310	3.2130	2-1/8	-	1-4.00mm	-	1.8260	6
224-3351	3.6000	5.0310	3.2160	2-1/8	-	1-1/4	-	1.8260	6
224-3352	3.8750	4.3780	2.6390	1/8	1/8	5/32	-	1.4960	6
224-3409	4.1100	3.6190	2.1320	1-3.00mm	1-2.00mm	3.50mm	-	1.3085	8
224-3454	3.7400	3.3790	2.0590	1/11	3/38	1/7	-	1.3390	8
224-3455	3.7400	3.3690	2.0490	1/11	3/38	1/7	-	1.3390	8
TC1894 Std., .030, .040	3.8750	3.3800	1.8910	3/32	3/32	3/16	-	1.0620	8
TC2190 Std., .010, .020, .030, .040, .060	4.0000	3.4500	1.9450	5/64	5/64	7/64	-	1.1100	8
TC2908 Std., .020, .030, .040	4.1100	3.4600	1.9500	1-3.00mm	1-2.00mm	1-3.50mm	-	1.1100	8
TC3163 Std., .020, .030, .040	4.1100	3.7890	2.1420	1-3.00mm	1-2.00mm	3.50mm	-	1.3085	8
TC3409 Std., .020, .030, .040	4.1100	3.6190	2.1320	1-3.00mm	1-2.00mm	3.50mm	-	1.3085	8

PISTON SKIRT CLEARANCE

Part No.	Bore	Min. Skirt Clearance	Head Type	Valve Reliefs	Material
224-2028	4.3000	-	Bowl	2	Aluminum
224-2190	4.0000	0.0050	Dome	-	Aluminum
224-2807	4.5100	-	Bowl	2	Aluminum
224-2908	4.1100	0.0550	Swirl Chamber	2	Aluminum
224-3163	4.1100	0.0550	Bowl	-	Aluminum
224-3272	4.3000	-	Bowl	2	Aluminum
224-3296	4.3000	-	Bowl	2	Aluminum
224-3315	4.3000	-	Bowl	2	Aluminum
224-3348	4.3000	-	Bowl	2	Aluminum
224-3349	4.3000	-	Bowl	2	Aluminum
224-3350	4.3000	-	Bowl	2	Aluminum
224-3351	3.6000	-	Bowl	2	Aluminum
224-3352	3.8750	-	Dome	2	Aluminum
224-3409	4.1100	0.0055	Bowl	-	Aluminum
224-3454	3.7400	0.0037	Bowl	-	Aluminum
224-3455	3.7400	0.0037	Bowl	-	Aluminum
TC1894 Std., .030, .040	3.8750	0.0030	Flat	-	Aluminum
TC2190 Std., .010, .020, .030, .040, .060	4.0000	0.0050	Dome	-	Aluminum
TC2908 Std., .020, .030, .040	4.1100	0.0055	Swirl Chamber	2	Aluminum
TC3163 Std., .020, .030, .040	4.1100	0.0055	Bowl	-	Aluminum
TC3409 Std., .020, .030, .040	4.1100	0.0550	Bowl	-	Aluminum

RING SETS

Part No.	Bore	Comp. Ring	Comp. Ring 2	Oil Ring	No. Cyl.
40619CP	3.7500	12-5/64	-	6-3/16	6
40668CP	3.7500	12-5/64	-	6-3/16	6
40854	4.1650	16-5/64	-	8-3/16	8
50668CP	3.7500	12-5/64	-	6-3/16	6
50854	4.1650	16-5/64	-	8-3/16	8
51415	4.5000	24-3/32	-	8-3/16	8
S40016 Std., .030, .060	3.7500	3-1/8	-	1-3/16	4-6
S40220 Std., .020, .030, .040, .060	3.8750	2-3/32	-	1-3/16	8
S40222 Std., .020, .030, .040, .060	3.6250	2-3/32	-	1-3/16	8
S40242	4.3750	2-3/32	-	1-3/16	6
S40245 Std., .030, .060	4.5000	2-3/32	-	1-3/16	8
S40612	4.5000	1-1/8	2-3/32	1-1/4	6-8
S40801 Std., .020, .030, .040, .060	4.1250	2-3/32	-	1-3/16	8
S41058	4.5000	1-1/8	1-3/32	1-3/16	8
S41122	4.5000	1-1/8	1-3/32	1-1/4	8
S41168 Std., .030, .040	4.1250	2-3/32	-	1-3/16	4-8
S41333 Std., .020, .030, .040, .060	4.0000	2-5/64	-	1-7/64	8
S41412	5.3130	1-1/8	1-3/32	1-1/4	8
S41416 Std., .010, .020, .030	4.5100	1-1/8	1-3/32	1-3/16	8
S41515	4.0100	2-1/8	-	1-5/32	6
S41547 Std., .010, .020, .030	4.1100	2-5/64	-	1-7/64	8
S41768 Std., .020, .030, .040	4.1100	1-1/8	1-5/64	1-3/16	8
S41781	4.3000	2-1/8	-	1-4mm	6
S41811 Std., .030, .060	3.5625	1-3/32	1-1/8	1-3/16	6
S41893	4.3000	2-1/8	-	1-1/4	6
S41894	4.3000	2-1/8	-	1-1/4	6
S41938	4.0100	1/8	1/8	4.00mm	6
S41939	4.3000	2-1/8	-	1-4.00mm	6
S50220 Std., .020, .030, .040, .060	3.8750	2-3/32	-	1-3/16	8
S50414 Std., .030, .040	3.8750	2-3/32	-	1-3/16	4
S51168 Std., .020, .030, .040, .060	4.1250	2-3/32	-	1-3/16	4-8
S5529	3.5625	1-3/32	2-1/8	1-3/16	6

ROD BUSHINGS

Part No.	I.D.	Min. O.D.	Max. O.D.	Length	Wall Thickness	No. Cyl.
223-3461	-	1.2175	1.2190	1.5410	0.6050	6-8
223-3469	-	0.9305	0.9315	1.2650	0.0330	4-6
223-3502	-	1.4060	1.4075	1.3960	0.0610	8
223-3566	-	1.2500	1.2505	1.3220	0.0660	4-6
223-3583	-	1.2375	1.2380	1.0780	0.1580	8
223-3584	-	1.1450	1.1460	0.9950	0.1244	8
223-3595	-	1.7250	1.7255	1.4000	0.0635	6
223-3627	-	1.7250	1.7255	1.2750	0.0635	6

VALVES - EXHAUST

Part No.	Head Dia.	Length	Stem Dia.	Seat Angle	Stem Type	O-ring groove	No. Cyl.
211-1695	1.6090	5.4750	0.3720	45	1 Groove	Yes	8
211-1719	1.3000	6.0630	0.3720	45	1 Groove	Yes	6
211-2033	1.7340	5.4750	0.4150	45	1 Groove	Yes	8
211-2129	1.3750	6.0600	0.3720	45	1 Groove	Yes	6
211-2338	1.5350	5.4820	0.3720	45	1 Groove	Yes	8
211-2356	1.6000	5.7870	0.3720	45	1 Groove	Yes	6
211-2562	1.6000	5.6770	0.3719	52	1 Groove	Yes	8
211-2695	1.7270	5.9800	0.3720	45	1 Groove	Yes	8
211-3198	1.4550	5.6880	0.3710	45	1 Groove	Yes	6
211-4154	1.7860	5.9920	0.3714	45	1 Groove	Yes	6
211-4277	1.1020	5.0590	0.2737	36	1 Groove	Yes	8

VALVES - INTAKE

Part No.	Head Dia.	Length	Stem Dia.	Seat Angle	Stem Type	O-ring groove	No. Cyl.
211-1694	1.9700	5.2250	0.3730	45	1 Groove	Yes	8
211-1718	1.6520	6.0560	0.3720	45	1 Groove	Yes	6
211-1744	1.6560	5.0850	0.3720	30	2 Grooves	Yes	6
211-1746	1.7810	5.0720	0.3720	30	2 Grooves	Yes	6
211-2032	2.0780	5.2500	0.3730	30	1 Groove	Yes	8
211-2072	1.9400	4.8800	0.3410	45	1 Groove	Yes	6
211-2128	1.6790	6.0350	0.3720	45	1 Groove	Yes	6
211-2337	2.0540	5.4670	0.3720	45	1 Groove	Yes	8
211-2355	1.9700	5.7870	0.3720	30	1 Groove	Yes	6
211-2561	1.8780	5.6890	0.3719	60	1 Groove	Yes	8
211-2694	1.9240	5.9600	0.3720	45	1 Groove	Yes	8
211-4155	1.7860	5.9920	0.3722	30	1 Groove	Yes	6
211-4276	1.3390	5.0190	0.2737	30	1 Groove	Yes	8



VALVE GUIDES

Part No.	I.D.	O.D.	Length	Stem Type	Intake / Exhaust	No. Cyl.
217-3211	0.4190	0.6890	2.9060	Stepped	Exhaust	8
217-3245	0.3750	0.6250	2.6000	Undercut	Both	8
217-3252	0.3740	0.6260	2.7500	Undercut	Both	6
217-3325	0.3750	0.6890	2.9600	Stepped	Both	8
217-3450	0.3740	0.6270	2.6000	Plain	Both	8
217-3747	0.3760	0.6270	2.4060	Stepped	Both	6
217-3836	0.3770	0.6890	2.9060	Undercut	Both	8
217-3881	0.3750	0.6270	2.8130	Plain	Both	6
217-4077	0.3740	0.6260	2.6100	Plain	Both	6

VALVE SPRINGS

Part No.	Free Length	Max. O.D.	Closed Pressure Comp. To	Closed Pressure Min.	Closed Pressure Max.	Open Pressure Comp. To	Open Pressure Min.	Open Pressure Max.	No. Cyl.
212-1002	2.5620	1.5300	2.1560	54	58	1.7060	133	141	6
212-1003	2.3440	1.0400	1.9530	33	37	1.5030	83	88	6
212-1066	2.2650	1.2710	1.8670	71	79	1.4770	143	158	6
212-1094	2.0500	1.3900	1.8000	72	80	1.4000	191	203	8
212-1097	2.4370	1.2610	1.7420	121	129	1.5920	146	156	6
212-1244	2.3400	1.4740	2.0070	65	71	1.5520	154	166	6
212-1385	2.0500	1.3900	1.8000	72	80	1.4000	191	203	6-8
212-1439	2.3570	1.4770	2.0070	83	-	1.4970	215	-	6
212-1440	2.5800	1.4820	1.9800	145	-	1.5300	262	-	6

VALVE KEEPERS

Part No.	Type	Quantity	No. Cyl.
216-5080	-	8	4-6-8
216-5081	-	12	4-6
216-5144	-	16	3-4-6
216-5144A	-	12	6-8
216-5145	-	16	3-4-6-8
216-5146	-	2	4-8
216-5233	-	2	4-6-8

VALVE SEATS

Part No.	O.D.	I.D.	Depth	Tapered	Seat Angle	Intake / Exhaust	No. Cyl.
218-3690	1.8750	1.6250	0.2180	-	45	Exhaust	8
218-7389	1.3120	1.0620	0.1870	-	30	Both	4
218-7471	1.5660	1.2500	0.2180	-	45	Both	4-6
218-7493	1.5660	1.3120	0.0218	-	45	Intake	3-4-6
218-7553	1.7500	1.3750	0.2500	-	45	Exhaust	4-6
218-7577	1.6780	1.4460	0.3140	-	45	Exhaust	4-8
218-7585	1.7500	1.4370	0.2180	-	30	Exhaust	6
218-7587	1.7540	1.4370	0.2500	-	45	Intake	4-6
218-7617	1.7500	1.5000	0.2180	-	30	Intake	6
218-7619	1.7540	1.5000	0.2500	-	45	Intake	3-4-6
218-7623	1.8160	1.5000	0.2500	-	45	Intake	4-6
218-7687	1.8810	1.6100	0.2500	-	45	Intake	3-6
218-7783	2.1250	1.8120	0.2500	-	45	Intake	8
218-7877	1.6260	1.3480	0.3650	Yes	45	Exhaust	6
218-7878	2.0010	1.7120	0.3850	Yes	30	Intake	6
218-7881	1.7500	1.3750	0.2180	-	45	Intake	8
218-7920	1.6640	1.3720	0.2720	-	37	Exhaust	8
218-7921	1.9370	1.6870	0.1870	-	45	Intake	8
218-7942	2.2500	1.9370	0.2180	-	45	Intake	8



CONNECTING ROD BEARINGS

Part No.	Dia. of Shaft	Vert. Oil Clearance	Max. Wall Thickness at Crown	Brg. O.D. or Housing Bore	Max. Length	No. Cyl.
CB-1230P Std., .010, .020, .030, .040	2.4980 / 2.4990	0.0016 / 0.0041	0.0622	2.6245 / 2.6250	0.9780	8
CB-1242P Std., .010	2.6230 / 2.6240	0.0011 / 0.0036	0.0752	2.7755 / 2.7760	1.0700	8
CB-1266P Std., .010, .020, .030, .040	2.7530 / 2.7540	0.0024 / 0.0051	0.0948	2.9455 / 2.9460	0.8520	8
CB-1327P Std., .010, .020, .030, .040	2.4980 / 2.4990	0.0011 / 0.0041	0.0952	2.6905 / 2.6915	0.8880	8
CB-1365P Std., .010, .020, .030	2.9977 / 2.9990	0.0023 / 0.0056	0.0996	3.2000 / 3.2010	1.2600	6
CB-1394P Std., .010, .020, .030	2.5182 / 2.5197	0.0018 / 0.0051	0.0778	2.6771 / 2.6779	1.2650	6
CB-1633P Std., .010, .020, .030, .040, Std.	2.4980 / 2.4990	0.0016 / 0.0046	0.0952	2.6905 / 2.6915	0.9640	8
CB-1659P Std., .010, .020	3.1493 / 3.1506	0.0018 / 0.0051	0.0996	3.3516 / 3.3526	1.4400	6
CB-266P Std., .010, .020, .030, .040	2.7510 / 2.7520	0.0022 / 0.0047	0.0722	2.8980 / 2.8985	1.3800	6
CB-420P Std., .010, .020	2.2975 / 2.2985	0.0016 / 0.0042	0.0752	2.4500 / 2.4510	1.2340	4
CB-452P Std., .010, .020	2.1220 / 2.1230	0.0012 / 0.0037	0.0564	2.2365 / 2.2370	1.1980	6
CB-473P Std., .010, .020, .030	2.6230 / 2.6240	0.0016 / 0.0041	0.0752	2.7755 / 2.7760	1.1650	8
CB-475P Std., .010, .020, .030, .040	2.3730 / 2.3740	0.0014 / 0.0039	0.0623	2.4995 / 2.5000	1.1000	4-6
CB-550P Std., .001, .002, .010, .020, .030	2.3730 / 2.3740	0.0014 / 0.0039	0.0623	2.4995 / 2.5000	1.0030	4-6
CB-581P Std., .001, .002, .010, .020, .030, .040	2.3730 / 2.3740	0.0016 / 0.0041	0.0622	2.4995 / 2.5000	0.9780	8
CB-633P Std., .010, .020	2.3730 / 2.3740	0.0016 / 0.0041	0.0622	2.4995 / 2.5000	0.9080	4
CB-675P Std., .010, .020, .030, .040	2.9977 / 2.9990	0.0023 / 0.0056	0.0996	3.2000 / 3.2010	1.2000	6
CB-685P Std., .010, .020, .030	2.9972 / 2.9982	0.0023 / 0.0056	0.0996	3.2000 / 3.2010	1.3510	6-8
CB-807P Std., .010, .020, .030, .040	2.7530 / 2.7540	0.0024 / 0.0049	0.0948	2.9455 / 2.9460	0.9900	8
CB-960P Std., .001, .002, .010, .020, .030, .040	2.0948 / 2.0955	0.0012 / 0.0034	0.0559	2.2080 / 2.2085	0.8370	6
CB-988P Std., .25mm, .50mm, .75mm	2.0832 / 2.0837	0.0014 / 0.0034	0.0590	2.2042 / 2.2047	1.0230	6

MAIN BEARING SETS

Part No.	Contents	Position
MS1332P	4 - MB642P	1-2-3-4
MS1342P	6 - MB2626P 1 - MB2627P(F)	1-2-3-4-5-6 7
MS1343P	1 - MB2629P(F) 6 - MB2628P	1 1-2-3-4-5-6
MS1460P	4 - MB2763P 1 - MB2764P (F)	1-2-4-5 3
MS1596P	4 - MB2934P 1 - MB2935P (F)	1-2-4-5 3
MS1642P	1 - MB3009P 1 - MB2629P(F)	1-2-3-4-5-6 7
MS2034P	4 - MB3497P 1 - MB3498P (F)	1-2-3-4 5
MS2096P	6 - MB3555P 1 - MB3556P (F)	1-2-3-4-5-6 7
MS302P	2 - MB1541P 1 - MB1542P(F)	1-3 2
MS494P	1 - MB1909P 1 - MB1910P 1 - MB1911P(F) 1 - MB1912P	1 2 3 4
MS516P	4 - MB1997P 1 - MB1998P(F)	1-2-4-5 3
MS683P	1 - MB1909P 1 - MB1910P 1 - MB2231P(F) 1 - MB1912P	1 2 3 4
MS704P	6 - MB2263P 1 - MB2264P (F)	1-2-4-5-6-7 3
MS883P	4 - MB2482P 1 - MB2483P (F)	1-2-4-5 3


VICTOR REINZ®
Sealing Products

CAMSHAFT BEARING SETS

Part No.	Contents	Position
SH1092S	1 - SH1092 4 - SH1093	1 2-3-4-5
SH1980S	1 - SH1980 1 - SH550 1 - SH551 1 - SH552	1 2 3 4
SH1996S	5 - SH1996	1-2-3-4-5
SH220S	1 - SH493 1 - SH220 1 - SH455 1 - SH224	1 2 3 4
SH426S	1 - SH426 1 - SH427 1 - SH428 1 - SH429 1 - SH430	1 2 3 4 5
SH493S	1 - SH493 1 - SH220 1 - SH221 1 - SH222	1 2 3 4
SH543S	1 - SH543	1
SH681S	1 - SH681 1 - SH351 1 - SH352 1 - SH682	1 2 3 4
SH69S	1 - SH69	
SH994S	1 - SH994 1 - SH995 1 - SH996 1 - SH997	1 2 3 4

MAHLE Clevite No.	Navistar/IHC Part No.
CAMSHAFT BEARING SETS	
SH-1996S	1828127C1
SH-220S	130476R93
SH-426S	151665R93
SH-493S	133274HA
SH-493S	133274HB
SH-681S	448139C92
SH-994S	680117C1
CONNECTING ROD BEARINGS	
CB-1230P	446475C1
CB-1242P	44034C91
CB-1242P	448034C91
CB-1266P	1700246C1
CB-1266P	1700248C91
CB-1327P	1802200
CB-1327P	1804025C1
CB-1365P	1808059C91
CB-1394P	1810038C91
CB-1394P	1823863C91
CB-1659P	1822389C91
CB-266P	118705H
CB-266P	118705HAX
CB-266P	118705HB
CB-266P	118705HBX
CB-266P	118705HCX
CB-266P	71745R91
CB-420P	357990R11
CB-420P	362148R11
CB-420P	367879R91
CB-452P	125929R11
CB-452P	125929R21
CB-452P	130998R1
CB-452P	131001R1
CB-473P	133609R1
CB-473P	133609R11
CB-473P	133825R91
CB-475P	141799R1
CB-475P	141799R11
CB-475P	141799R21
CB-475P	141799R4
CB-475P	141799R41
CB-475P	141804R91

MAHLE Clevite No.	Navistar/IHC Part No.
CB-475P	70017R11
CB-475P	80583R91
CB-550P	315968R91
CB-550P	367408R1
CB-550P	367408R11
CB-550P	367630R11
CB-550P	367630R91
CB-550P	377878R1
CB-550P	397951R91
CB-581P	151043R2
CB-581P	151043R21
CB-581P	151912R91
CB-633P	294458C1
CB-633P	294458C11
CB-633P	329523C1
CB-633P	863731R2
CB-633P	863731R21
CB-675P	323962R1
CB-675P	323962R11
CB-675P	341573R11
CB-675P	681314C2
CB-675P	682070C1
CB-685P	337265R11
CB-685P	674365C1
CB-807P	300800C1
CB-807P	300801C1
CB-807P	321165C1
CB-807P	321165C91
CB-807P	321170C91
CB-807P	417565C1
CB-807P	417570C1
CB-807P	417575C1
CRANKSHAFTS	
247-5186	1809953C91
FRONT COVER SETS	
JV1019	1804009C91
FULL SETS	
FS3175BX	871013R91



MAHLE Clevite No.	Navistar/IHC Part No.
HEAD GASKETS	
1960	80215R2
3108	133514R91
3108	133514R92
3153	164418R1
3153	164418R2
3175	151453R1
3175	151454R1
3175	151454R4
3175	465572C1
3175	919686R2
3205	213237R1
3205	213237R2
3205	213237R3
3521	446468C1
3832	151455R3
3832	151455R4
3832	151455R5
3843	318366R2
3843	318366R3
3843	601509C1
4851	489253C3
4884	676108
4884	1342421C2
4884	676108C1
4884	676108C3
4884	676108G
4884	689650C1
54189	1817562C4
54204	1825289C1
54204	1830327C2
54253	1806226C3
3789G	1804259C6
3789G	1804259C7
3885VC	434524
3885VC	434524C1
3885VC	434524C2
5869G	1809057C2
5869G	1809057C3

MAHLE Clevite No.	Navistar/IHC Part No.
HEAD SETS	
HS1960	69715R91
HS3081	134005R91
HS3081	134005R93
HS3108W	133477R92
HS3108W	304514C92
HS3109W	133478R92
HS3109W	304515C92
HS3153W	173141R93
HS3153W	372770R92
HS3175	533758R92
HS3175BX	871012R91
HS3205	213672R91
HS3205	213672R92
HS3205	213672R95
HS3521	446447C91
HS3832X	874920R94
HS3843	310446R93
HS3843	310446R95
HS3872	1808973C91
HS3872	670325C94
HS3872	674398C91
HS3872	674398C92
HS3872	674398C95
HS3885VC	442136C91
HS4851	1700548C96
HS54189	1824970C99
LOWER SETS	
CS3153	318058R91
CS3153	400899R92
CS3153	70121R93
CS3175	151963R96
CS3175	151963R98
CS3521W	446522C91
CS3872	674399C1
CS3872	674399C91
CS4851	1700549C91

MAHLE Clevite No.	Navistar/IHC Part No.
MAIN BEARING SETS	
MS-1332P	478462C91
MS-1342P	1823859C91
MS-1343P	1823847C91
MS-302P	367881R91
MS-494P	367275R91
MS-516P	151854R92
MS-516P	151854R94
MS-516P	151856R92
MS-516P	242726R91
MS-516P	242726R92
MS-683P	382357R91
MS-883P	317922C92
MS-883P	417621C91
MANIFOLD GASKET SETS	
MS15039	118716H
MS15039	211348R91
MS15039	213148R91
MS15039	82927R1
MS15039	82927R2
MS16022	173192R1
MS16022	400878R1
MS16022	69752R1
OIL PAN SETS	
OS20550	671827C1
OS30765	151067R3
OS30972	121526R91
OS30972	35638HA
OS31569	369984R1
OS31569	69614R1
OS31571	280650C1
OS32197	671825C1
O-RINGS	
223-7191	1809938C1

MAHLE Clevite No.	Navistar/IHC Part No.
PISTONS	
224-2028	684255C1
224-2028	684255C2
224-2190	1802204C91
224-2190	1805374C1
224-2190	1805816C91
224-2190	1805851C1
224-2190	1805944C91
224-2807	1700236
224-2807	1700236C92
224-2908	1813154C1
224-2908	1816562C1
224-3163	1820154C2H
224-3272	1815345C1
224-3296	1817520
224-3296	68883503
224-3296	181173702
224-3296	1809683C2
224-3296	1810527C2
224-3296	181173702N
224-3296	1817179C1
224-3296	1817179C91
224-3296	1817520C2
224-3296	1817646C1
224-3296	688835C2
224-3315	1809683C1
224-3348	1822097C2
224-3349	1824810
224-3350	1823313
224-3351	1825585
224-3352	1817178C2
TC1894	334218C3
TC1894	334218C31
TC2190	1805374C1
TC2190	1805851C1
TC2908	1813154C1
TC2908	181652C1
TC3163	1820154C2H



MAHLE Clevite No.	Navistar/IHC Part No.
RING SETS	
40854	445300C91
40668CP	387058C92
S40220	151867R92
S40220	151879R92
S40242	211673R92
S40242	213899R92
S40612	347654R92
S40612	347655R92
S40612	674730C91
S40801	369669C92
S40801	436974C91
S40801	601405C91
S40801	874891R91
S40801	874897R91
S41122	670584C91
S41122	680306C91
S41168	446819C92
S41412	684183C91
S41416	434466C93
S41515	1809919
S41768	1830949
S41781	1089683C91
S41781	1817247C91
S41781	1817247C93
S41893	674316C91
S41893	684256C91
S41893	684269C91
S41894	1810358C93
S41894	1810358C94
S41894	1810358C97
S41894	687429C91
S41938	1817251C91
S41939	1825461C92
ROD BUSHINGS	
223-3461	118703H
223-3469	364913R1
223-3469	70012R1
223-3502	133699R1
223-3566	306708R1
223-3583	1804000C1
223-3584	446474C1

MAHLE Clevite No.	Navistar/IHC Part No.
223-3595	675006C1
223-3627	675899C1
SLEEVES	
226-4448	1810504C1
226-4448	675024C1
226-4448	675024C2
226-4448	682720C1
226-4541	1809935C3
226-4567	1815674C1
SLEEVE ASSEMBLIES	
226-1585	1802579C91
226-1585	367792R91
226-1585	684290C1
226-1585	684290C91
226-1585	687432C91
226-1830	1809920C93
226-1830	1809920C95
226-1850	1815396C91
226-1919	1817248
226-1919	1817645
226-1919	1802580C91
226-1919	1802581C1
226-1919	1802581C91
226-1919	1802581C93
226-1919	180258C1
226-1919	1810359C91
226-1919	1811845C92
226-1919	1817246C91
226-1919	687433C91
226-1944	1817646
226-1944	1802581C95
226-1960	1822340
226-1964	1824823
226-1966	1817250WR

MAHLE Clevite No.	Navistar/IHC Part No.
VALVES - EXHAUST	
211-1695	151443R2
211-1695	151443R3
211-1695	391935C1
211-1719	278302R1
211-2033	874918R2
211-2129	323800R1
211-2129	349381R1
211-2129	612312C2
211-2338	446854C1
211-2356	676865C2
211-2356	676865C4
211-2562	1804468C1
211-2562	1805917C1
211-2562	1811191C3
211-2695	1701325C1
211-2695	1701325C2
211-2695	489102C2
211-2695	489102C4
211-3198	1810086C1
211-3198	1810086C2
211-3198	676868C3
211-4154	1824840C1
VALVES - INTAKE	
211-1694	151269R2
211-1694	391936C1
211-1718	278301R1
211-1744	127201R1
211-1744	234275R1
211-1746	234276R1
211-1746	243267R1
211-2032	151268R2
211-2032	352177C1
211-2032	352177C2
211-2128	323774R1
211-2337	446418C1
211-2355	675046C2
211-2355	675046C4
211-2355	675046CL
211-2561	1804330C1
211-2561	1804330C2
211-2694	489101C3

MAHLE Clevite No.	Navistar/IHC Part No.
211-2694	489101C4
211-2694	489101C5
211-4155	1823875C1
VALVE COVER GASKETS	
VS18848	278308R1
VS38410	151193R2
VS38410	151193R3
VS38410	537168R91
VS38410X	151193R4
VS39471	1804052C1
VS39661T	61488HA
VS39681	69741R1
VS39723	164421R1
VS39723	369983R1
VS39742F	133689R1
VS39742F	133689R2
VS39756	675109C2
VS39765	446452C1
VS50009	489105C1
VALVE GUIDES	
217-3211	874913R2
217-3245	446723C1
217-3252	375439C1
217-3252	675439C1
217-3325	42804C1
217-3450	1805407C1
217-3747	134567R1
217-3747	237248R1
217-3836	151798R1
217-3881	278300R1
217-3881	278370R1
217-4077	1815264C1
VALVE KEEPERS	
216-5080	48067H
216-5081	33896H
216-5144	41339D
216-5144	76951R1
216-5146	60437R1
216-5146	61868R1
216-5233	160903R1
216-5233	32485D
216-5233	93914H



MAHLE Clevite No.	Navistar/IHC Part No.
VALVE SEATS	
218-7553	59964R1
218-7577	151550R1
218-7585	125914R1
218-7585	282308C1
218-7619	131197H
218-7687	110823R1
218-7877	671563C1
218-7878	671559C1
218-7920	1805249C1
218-7942	179033R1
218-7942	352175Cl
VALVE SPRINGS	
212-1002	62265VA
212-1003	62264VA
212-1066	315744R1
212-1094	223717R11
212-1094	317365C11
212-1097	367192R1
212-1244	682064C1
212-1385	1825540
212-1439	677349C1
212-1440	1825540C1
WATER OUTLET GASKETS	
C24672	41991H
C26472	151241R1

Navistar/IHC Part No.	MAHLE Clevite No.
CAMSHAFT BEARING SETS	
130476R93	SH-220S
133274HA	SH-493S
133274HB	SH-493S
151665R93	SH-426S
1828127C1	SH-1996S
448139C92	SH-681S
680117C1	SH-994S
CONNECTING ROD BEARINGS	
118705H	CB-266P
118705HAX	CB-266P
118705HB	CB-266P
118705HBX	CB-266P
118705HCX	CB-266P
125929R11	CB-452P
125929R21	CB-452P
130998R1	CB-452P
131001R1	CB-452P
133609R1	CB-473P
133609R11	CB-473P
133825R91	CB-473P
141799R1	CB-475P
141799R11	CB-475P
141799R21	CB-475P
141799R4	CB-475P
141799R41	CB-475P
141804R91	CB-475P
151043R2	CB-581P
151043R21	CB-581P
151912R91	CB-581P
1700246C1	CB-1266P
1700248C91	CB-1266P
1802200	CB-1327P
1804025C1	CB-1327P
1808059C91	CB-1365P
1810038C91	CB-1394P
1822389C91	CB-1659P
1823863C91	CB-1394P
294458C1	CB-633P
294458C11	CB-633P
300800C1	CB-807P
300801C1	CB-807P

Navistar/IHC Part No.	MAHLE Clevite No.
315968R91	CB-550P
321165C1	CB-807P
321165C91	CB-807P
321170C91	CB-807P
323962R1	CB-675P
323962R11	CB-675P
329523C1	CB-633P
337265R11	CB-685P
341573R11	CB-675P
357990R11	CB-420P
362148R11	CB-420P
367408R1	CB-550P
367408R11	CB-550P
367630R11	CB-550P
367630R91	CB-550P
367879R91	CB-420P
377878R1	CB-550P
397951R91	CB-550P
417565C1	CB-807P
417570C1	CB-807P
417575C1	CB-807P
44034C91	CB-1242P
446475C1	CB-1230P
448034C91	CB-1242P
674365C1	CB-685P
681314C2	CB-675P
682070C1	CB-675P
70017R11	CB-475P
71745R91	CB-266P
80583R91	CB-475P
863731R2	CB-633P
863731R21	CB-633P
CRANKSHAFTS	
1809953C91	247-5186
FRONT COVER SETS	
1804009C91	JV1019
FULL SETS	
871013R91	FS3175BX


VICTOR REINZ
Sealing Products

Navistar/IHC Part No.	MAHLE Clevite No.
HEAD GASKETS	
133514R91	3108
133514R92	3108
1342421C2	4884
151453R1	3175
151454R1	3175
151454R4	3175
151455R3	3832
151455R4	3832
151455R5	3832
164418R1	3153
164418R2	3153
1804259C6	3789G
1804259C7	3789G
1806226C3	54253
1809057C2	5869G
1809057C3	5869G
1817562C4	54189
1825289C1	54204
1830327C2	54204
213237R1	3205
213237R2	3205
213237R3	3205
318366R2	3843
318366R3	3843
434524	3885VC
434524C1	3885VC
434524C2	3885VC
446468C1	3521
465572C1	3175
489253C3	4851
601509C1	3843
676108	4884
676108C1	4884
676108C3	4884
676108G	4884
689650C1	4884
80215R2	1960
919686R2	3175

Navistar/IHC Part No.	MAHLE Clevite No.
HEAD SETS	
133477R92	HS3108W
133478R92	HS3109W
134005R91	HS3081
134005R93	HS3081
1700548C96	HS4851
173141R93	HS3153W
1808973C91	HS3872
1824970C99	HS54189
213672R91	HS3205
213672R92	HS3205
213672R95	HS3205
304514C92	HS3108W
304515C92	HS3109W
310446R93	HS3843
310446R95	HS3843
372770R92	HS3153W
442136C91	HS3885VC
446447C91	HS3521
533758R92	HS3175
670325C94	HS3872
674398C91	HS3872
674398C92	HS3872
674398C95	HS3872
69715R91	HS1960
871012R91	HS3175BX
874920R94	HS3832X
LOWER SETS	
151963R96	CS3175
151963R98	CS3175
1700549C91	CS4851
318058R91	CS3153
400899R92	CS3153
446522C91	CS3521W
674399C1	CS3872
674399C91	CS3872
70121R93	CS3153

Navistar/IHC Part No.	MAHLE Clevite No.
MAIN BEARING SETS	
151854R92	MS-516P
151854R94	MS-516P
151856R92	MS-516P
1823847C91	MS-1343P
1823859C91	MS-1342P
242726R91	MS-516P
242726R92	MS-516P
317922C92	MS-883P
367275R91	MS-494P
367881R91	MS-302P
382357R91	MS-683P
417621C91	MS-883P
478462C91	MS-1332P
MANIFOLD GASKET SETS	
118716H	MS15039
173192R1	MS16022
211348R91	MS15039
213148R91	MS15039
400878R1	MS16022
69752R1	MS16022
82927R1	MS15039
82927R2	MS15039
OIL PAN SETS	
121526R91	OS30972
151067R3	OS30765
280650C1	OS31571
35638HA	OS30972
369984R1	OS31569
671825C1	OS32197
671827C1	OS20550
69614R1	OS31569
O-RINGS	
1809938C1	223-7191

Navistar/IHC Part No.	MAHLE Clevite No.
PISTONS	
1700236	224-2807
1700236C92	224-2807
1802204C91	224-2190
1805374C1	224-2190
1805374C1	TC2190
1805816C91	224-2190
1805851C1	224-2190
1805851C1	TC2190
1805944C91	224-2190
1809683C1	224-3315
1809683C2	224-3296
1810527C2	224-3296
181173702	224-3296
181173702N	224-3296
1813154C1	224-2908
1813154C1	TC2908
1815345C1	224-3272
181652C1	TC2908
1816562C1	224-2908
1817178C2	224-3352
1817179C1	224-3296
1817179C91	224-3296
1817520	224-3296
1817520C2	224-3296
1817646C1	224-3296
1820154C2H	224-3163
1820154C2H	TC3163
1822097C2	224-3348
1823313	224-3350
1824810	224-3349
1825585	224-3351
334218C3	TC1894
334218C31	TC1894
684255C1	224-2028
684255C2	224-2028
68883503	224-3296
688835C2	224-3296



Navistar/IHC Part No.	MAHLE Clevite No.
RING SETS	
1089683C91	S41781
151867R92	S40220
151879R92	S40220
1809919	S41515
1810358C93	S41894
1810358C94	S41894
1810358C97	S41894
1817247C91	S41781
1817247C93	S41781
1817251C91	S41938
1825461C92	S41939
1830949	S41768
211673R92	S40242
213899R92	S40242
347654R92	S40612
347655R92	S40612
369669C92	S40801
387058C92	40668CP
434466C93	S41416
436974C91	S40801
445300C91	40854
446819C92	S41168
601405C91	S40801
670584C91	S41122
674316C91	S41893
674730C91	S40612
680306C91	S41122
684183C91	S41412
684256C91	S41893
684269C91	S41893
687429C91	S41894
874891R91	S40801
874897R91	S40801
ROD BUSHINGS	
118703H	223-3461
133699R1	223-3502
1804000C1	223-3583
306708R1	223-3566
364913R1	223-3469
446474C1	223-3584
675006C1	223-3595

Navistar/IHC Part No.	MAHLE Clevite No.
675899C1	223-3627
70012R1	223-3469
SLEEVES	
1809935C3	226-4541
1810504C1	226-4448
1815674C1	226-4567
675024C1	226-4448
675024C2	226-4448
682720C1	226-4448
SLEEVE ASSEMBLIES	
1802579C91	226-1585
1802580C91	226-1919
1802581C1	226-1919
1802581C91	226-1919
1802581C93	226-1919
1802581C95	226-1944
180258C1	226-1919
1809920C93	226-1830
1809920C95	226-1830
1810359C91	226-1919
1811845C92	226-1919
1815396C91	226-1850
1817246C91	226-1919
1817248	226-1919
1817250WR	226-1966
1817645	226-1919
1817646	226-1944
1822340	226-1960
1824823	226-1964
367792R91	226-1585
684290C1	226-1585
684290C91	226-1585
687432C91	226-1585
687433C91	226-1919

Navistar/IHC Part No.	MAHLE Clevite No.
VALVES - EXHAUST	
151443R2	211-1695
151443R3	211-1695
1701325C1	211-2695
1701325C2	211-2695
1804468C1	211-2562
1805917C1	211-2562
1810086C1	211-3198
1810086C2	211-3198
1811191C3	211-2562
1824840C1	211-4154
278302R1	211-1719
323800R1	211-2129
349381R1	211-2129
391935C1	211-1695
446854C1	211-2338
489102C2	211-2695
489102C4	211-2695
612312C2	211-2129
676865C2	211-2356
676865C4	211-2356
676868C3	211-3198
874918R2	211-2033
VALVES - INTAKE	
127201R1	211-1744
151268R2	211-2032
151269R2	211-1694
1804330C1	211-2561
1804330C2	211-2561
1823875C1	211-4155
234275R1	211-1744
234276R1	211-1746
243267R1	211-1746
278301R1	211-1718
323774R1	211-2128
352177C1	211-2032
352177C2	211-2032
391936C1	211-1694
446418C1	211-2337
489101C3	211-2694
489101C4	211-2694
489101C5	211-2694

Navistar/IHC Part No.	MAHLE Clevite No.
675046C2	211-2355
675046C4	211-2355
675046CL	211-2355
VALVE COVER GASKETS	
133689R1	VS39742F
133689R2	VS39742F
151193R2	VS38410
151193R3	VS38410
151193R4	VS38410X
164421R1	VS39723
1804052C1	VS39471
278308R1	VS18848
369983R1	VS39723
446452C1	VS39765
489105C1	VS50009
537168R91	VS38410
61488HA	VS39661T
675109C2	VS39756
69741R1	VS39681
VALVE GUIDES	
134567R1	217-3747
151798R1	217-3836
1805407C1	217-3450
1815264C1	217-4077
237248R1	217-3747
278300R1	217-3881
278370R1	217-3881
375439C1	217-3252
42804C1	217-3325
446723C1	217-3245
675439C1	217-3252
874913R2	217-3211
VALVE KEEPERS	
160903R1	216-5233
32485D	216-5233
33896H	216-5081
41339D	216-5144
48067H	216-5080
60437R1	216-5146
61868R1	216-5146
76951R1	216-5144
93914H	216-5233


VICTOR REINZ
Sealing Products

Navistar/IHC Part No.	MAHLE Clevite No.
VALVE SEATS	
110823R1	218-7687
125914R1	218-7585
131197H	218-7619
151550R1	218-7577
179033R1	218-7942
1805249C1	218-7920
282308C1	218-7585
352175CI	218-7942
59964R1	218-7553
671559C1	218-7878
671563C1	218-7877
VALVE SPRINGS	
1825540	212-1385
1825540C1	212-1440
223717R11	212-1094
315744R1	212-1066
317365C11	212-1094
367192R1	212-1097
62264VA	212-1003
62265VA	212-1002
677349C1	212-1439
682064C1	212-1244
WATER OUTLET GASKETS	
151241R1	C26472
41991H	C24672

FP Diesel Part No.	MAHLE Clevite No.
CONNECTING ROD BEARINGS	
FP1808059	CB-1365P
FP1822389	CB-1659P
FP1823863	CB-1394P
FP681314	CB-675P
MAIN BEARING SETS	
FP1823847	MS-1343P
O-RINGS	
FP1809938	223-7191
PISTONS	
FP18096834R	224-3315
FP1816562	224-2908
FP1816674	224-2908
FP1817178	224-3352
FP1817520WP	224-3296
FP1822097	224-3348
FP1823313	224-3350
FP1824810	224-3349
FP1825585	224-3351
FP684255	224-2028
RING SETS	
FP1802208	S41333
FP1809146	S41547
FP1809919	S41515
FP1810358	S41894
FP1817247	S41781
FP1817251	S41938
FP1825461	S41939
FP434466	S41416
FP684256	S41893
SLEEVES	
FP1809935	226-4541
FP1810504WS	226-4448
FP1815674	226-4567

FP Diesel Part No.	MAHLE Clevite No.
SLEEVE ASSEMBLIES	
FP1809920WR	226-1830
FP18103594R	226-1944
FP1817248	226-1919
FP1817250WR	226-1966
FP1817645	226-1919
FP1817646	226-1944
FP1822340	226-1960
FP1824823	226-1964
VALVES - EXHAUST	
FP1701325	211-2695
FP1824840	211-4154
FP676865	211-2356
VALVES - INTAKE	
FP1823875	211-4155
FP489101	211-2694
FP675046	211-2355
VALVE GUIDES	
FP1805407	217-3450
VALVE KEEPERS	
FP127554	216-5233
VALVE SPRINGS	
FP1825540	212-1385
FP677349	212-1439
FP682064	212-1244


VICTOR REINZ®

Sealing Products

Fel-Pro Part No.	MAHLE Clevite No.
FRONT COVER SETS	
TCS128821	JV825
TCS45436	JV888
TCS45575	JV1019
TCS58481	JV792
FULL SETS	
FS7905SB1	FS3175BX
FS8334B	FS3843
KS2344	FS5869
KS2706	FS3789
HEAD GASKETS	
7541CS	1960
7786CS	3108
7786S	3108
7799CS	3153
7905PT	3175
7953CS	3205
7953S	3205
7954PT	3832
7954SH	3832
8334B	3843
8367B	4884
8372PT	3885VC
8475PT	3521
8873PT	4851
8891PT1	3789G
9016PT	5869G
9047PT	5869G
9239PT	54204
9543PT	4851
HEAD SETS	
EIS6004PT	HS3175
EIS6014PT	HS3885VC
EIS6029PT	HS3521
HS7541CS	HS1960
HS7699CS	HS3081
HS7786S	HS3108W
HS7799CS	HS3153W
HS7799CS1	HS3153W

Fel-Pro Part No.	MAHLE Clevite No.
HS7799CS2	HS3153W
HS7905PT	HS3175
HS7905PT1	HS3175BX
HS7905PT2	HS3175
HS7905PT4	HS3175
HS7953CS	HS3205
HS7953S	HS3205
HS7954PT1	HS3832X
HS7954PT2	HS3832X
HS8334B	HS3843
HS8353S	HS3109W
HS8367B	HS3872
HS8367PT	HS3872
HS8372PT	HS3885VC
HS8372PT1	HS3885VC
HS8475PT	HS3521
HS8873PT	HS4851
HS9016PT	HS5869
HS9047PT	HS5869
HS9239PT	HS54204A
KS2702	HS3885VC + CS3175
KS2703	HS3521 + CS3521W
KS2705	HS3153W + CS3153
KS2707	HS3872
UOS7699CS	HS3081
UOS7953CS	HS3205
HEAD AND LOWER SETS	
KS2700	HS3175 + CS3175
KS2701	HS3832X + CS3175
LOWER SETS	
CS7541	CS3153
CS7799	CS3153
CS77991	CS3153
CS79051	CS3175
CS8367	CS3872
CS8475	CS3521W
CS8873	CS4851
CS9239	CS54204-2
CS92391	CS54204-4

Fel-Pro Part No.	MAHLE Clevite No.
MANIFOLD GASKET SETS	
6233	MS15039
90039	MS15039
MS9325S	MS15039
MS9341S	MS16022
MS9446S1	MS15039
OIL PAN SETS	
OS11807C	OS31571
OS12481R	OS30765
OS1855D	OS30414
OS30222	OS31571
OS30346C	OS31571
OS30349C	OS31571
OS30585C	OS32052
OS34104	OS20550
OS34200C	OS32053
OS34401C	OS31569
OS4897C	OS30972
OS4897D	OS30972
OS4941C	OS30427
OS4941D	OS30427
OS5846C	OS31569
OS5846D	OS31569
VALVE COVER GASKET SETS	
VS11784R	VS39742F
VS12270R	VS39723
VS12484C	VS38410
VS12484C1	VS38410X
VS12484R	VS38410
VS12484R1	VS38410X
VS3594R	VS39661T
VS50058	VS18848
VS50081R	VS39756
VS50158R	VS39765
VS50226A	VS50009
VS50247R	VS39471
VS5843R	VS39681
VS5875	VS39723
VS5875R	VS39723

Fel-Pro Part No.	MAHLE Clevite No.
WATER OUTLET GASKETS	
12485	C26472
35064	C24672
35193	C24550
35212	C24672VF
35270	C24551
K12485	C26472
K3584	C24672
K3584	C24672VF



Ford O.E.M. Part No.	MAHLE Clevite No.
CAMSHAFT BEARING SETS	
3C3Z6A251AA	SH-1996S
F4TZ6A251A	SH-1092S
CONNECTING ROD BEARINGS	
F4TZ6211A	CB-1633P
FRONT COVER SETS	
E3TZ6700A	JV1019
FULL SETS	
E3TZ6E078F	FS3789
E9TZ6E078A	FS5869
HEAD GASKETS	
E7TZ6051B	3789G
E8TZ6051B	5869G
F3TZ6051A	5869G
F4TZ6051A	54204
F7TZ6051AAA	54204
HEAD SETS	
E3TZ6079A	HS3789
E4TZ6079C	HS3789
E5TZ6079B	HS3789
E8TZ6079A	HS5869
E9TZ6079B	HS5869
LOWER SETS	
F4TZ6E078BBB	CS54204-2
F6TZ6E078BB	CS54204-3
F7TZ6E078BB	CS54204-4
PISTONS	
E3TZ6108AA	224-2190
E3TZ6108AB010	224-2190
E3TZ6108AC020	224-2190
E3TZ6108AF	224-2190
E3TZ6108AG010	224-2190
E3TZ6108AH020	224-2190
E4TZ6108G	224-2190
E9TZ6102A	224-2908
E9TZ6102A	TC2908
F2TZ6102A	224-2908
F2TZ6102A	TC2908
F4TZ6102A	TC3163
F7TZ6102AAA	224-3163
F7TZ6102AAA	TC3163

Ford O.E.M. Part No	MAHLE Clevite No.
XC3Z6108AA	224-3454
XC3Z6108AA(DS01O	224-3455
RING SETS	
E8TZ6148AA	S41547
ROD BUSHINGS	
E3TZ6207A	223-3583
VALVES - EXHAUST	
3C3Z6505AA	211-4277
E3TZ6505D	211-2562
E8TZ6505B	211-2562
VALVES - INTAKE	
3C3Z6507AA	211-4276
E3TZ6507D	211-2561
VALVE COVER GASKETS	
E3TZ6584A	VS39471
E3TZ6584F	VS39471
VALVE GUIDES	
E3TZ6510B	217-3450
VALVE KEEPERS	
B8A6518A	216-5144
B8A6518A1	216-5144
B8QH6518A	216-5146
C1AE6518A	216-5144
E3TZ6518A	216-5144
VALVE SEATS	
E3TZ6057B	218-7920
VALVE SPRINGS	
E3TZ6513B	212-1094
E4TZ6513C	212-1094
WATER OUTLET GASKETS	
E3TZ8255A	C24551
E3TZ8255B	C24550
E9TZ8255A	C24550

Sealed Power Part No.	MAHLE Clevite No.
CAMSHAFT BEARING SETS	
1091M	SH-69S
1209M	SH-220S
1218M	SH-426S
1229M	SH-493S
1244M	SH-1980S
1467M	SH-1092S
1470M	SH-994S
1479M	SH-681S
1885M	SH-1092S
CONNECTING ROD BEARINGS	
1030CP	CB-1365P
1265CPA	CB-452P
1270CP	CB-266P
1575CPA	CB-475P
2105CP	CB-420P
2195CP	CB-473P
2410CP	CB-581P
2800P	CB-633P
3210CP	CB-685P
3310CPA	CB-960P
3335CP	CB-675P
3595CP	CB-807P
3595CPA	CB-1266P
3730CP	CB-1230P
3790CP	CB-1242P
3810CP	CB-1327P
3810CPA	CB-1633P
467260CP	CB-988P
667260CP	CB-988P
83730CP	CB-1230P
HEAD SETS	
2601117	HS3521
LOWER SETS	
2601117	CS3521W

Sealed Power Part No.	MAHLE Clevite No.
MAIN BEARING SETS	
4008M	MS-302P
4070M	MS-516P
4082M	MS-494P
4289M	MS-704P
4933M	MS-683P
5032M	MS-883P
5038M	MS-1342P
5082M	MS-1460P
5094M	MS-1343P
5110M	MS-1596P
6681M	MS-1642P
6790M	MS-1332P
7325M	MS-2034P
941M	MS-302P
PISTONS	
1805816	224-2190
2517PN	224-2028
2632PN	224-3296
2652PN	224-2190
2652PN	TC2190
2673PN	224-2807
2745PN	224-2908
733P	224-2190
733P	TC2190
H651CP	224-2908
H651CP	TC2908
H729CP	224-2190
H729CP	TC2190
H997CP	TC1894
RING SETS	
10149X	S51168
10333KX	S41416
19114X	S5529
19135KC	S41811
19222K	40668CP
19222X	50668CP
19270K	S40220
19270X	S50220
19273K	S40801
19283X	S50414



Sealed Power Part No.	MAHLE Clevite No.
19302K	40854
19302X	50854
19404K	S41168
19461KC	S41416
308K	S40245
5026KX	S41811
5641KX	S40242
5642KX	S40242
5664KX	S40220
5664X	S50220
5748X	S50414
645KX	S40016
677KX	S41811
677X	S5529
9007KX	40619CP
9007X	50668CP
9193KX	40854
9193X	50854
9245KX	S41122
9246KX	S40612
9364KX	S41168
9520KX	S41781
9618KX	S41893
E114X	S5529
E135KC	S41811
E222K	40668CP
E222X	50668CP
E270K	S40220
E273K	S41168
E273KC	S40801
E283X	S50414
E302K	40854
E302X	50854
E404K	S40801
E421X	51415
E422X	S51168
E461KC	S41416
W10149X	S51168
W10320KX	S41333
W10333KX	S41416
W5026KX	S41811
W5155KX	S40222

Sealed Power Part No.	MAHLE Clevite No.
W5642KX	S40242
W5664KX	S40220
W5664X	S50220
W5748X	S50414
W5912KX	S41168
W645KX	S40016
W677X	S5529
W7085	S41894
W9126KX	S41168
W9245KX	S41122
W9246KX	S40612
W9364KX	S41168
W9618KX	S41893
WA5667KX	S40245
WE135KC	S41811
WE135X	S41811
WE157K	S40222
WE270K	S40220
WE270X	S50220
WE273K	S40801
WE283X	S50414
WE308K	S40245
WE404K	S41168
WE447K	S41333
WE461KC	S41416

ROD BUSHINGS

1274Y	223-3461
1579V	223-3469
2199Y20	223-3502
3624Y20	223-3595
3734Y20	223-3584
3814Y20	223-3583

SLEEVES

SO2519A	226-4448
SLEEVE ASSEMBLIES	
SL2517	226-1585
SL2632	226-1919
SL2632A	226-1919
SL2761	226-1944

Sealed Power Part No.	MAHLE Clevite No.
VALVES - EXHAUST	
V1528X	211-1695
V1573	211-1719
V1834X	211-2033
V2049X	211-2562
V2084	211-2129
V2088X	211-2356
V2090X	211-2338
V2100	211-2129
V2302	211-2562
V2360	211-2695
V2524X	211-1695
V2544X	211-3198
X3254S	211-1695
X4051S	211-2033
X4149	211-1719
X4151	211-2129
X4157	211-1695
VALVES - INTAKE	
V1529	211-1694
V1542	211-1744
V1543	211-1746
V1574	211-1718
V1640X	211-1744
V1835	211-2032
V1897	211-2032
V1926	211-2072
V2089	211-2355
V2091	211-2337
V2101	211-2128
V2303	211-2561
V2361	211-2694
V2523	211-2337
V2525	211-1694
V3065X	211-1746
V3253X	211-1694
V4014	211-2072
V4053	211-2032
V4152	211-2128
V4158	211-1694

Sealed Power Part No.	MAHLE Clevite No.
VALVE GUIDES	
51579	217-3881
51747	217-3747
51836	217-3836
51881	217-3881
VG445	217-3747
VG499	217-3747
VG594	217-3881
VG646	217-3211
VG660	217-3245
VG695	217-3252
VG756	217-3325
VG804	217-3450
VG931	217-3836
VALVE KEEPERS	
RU142	216-5233
RU144	216-5144
RU146	216-5146
RU80	216-5080
RU81	216-5081
VK136	216-5233
VK138	216-5144
VK138	216-5144A
VK138R	216-5145
VK140	216-5146
VK172	216-5146
VK63	216-5081
VK66	216-5080
VALVE SEATS	
2451312	218-7389
24513121	218-7389
24515621	218-7493
24515626	218-7471
2451628E1N	218-7877
2451628EJ	218-7877
24516691	218-7920
2451669E1	218-7920
24516781	218-7577
2451678E1	218-7577
24517501	218-7619
24517502	218-7617


VICTOR REINZ®

Sealing Products

Sealed Power Part No.	MAHLE Clevite No.
24517503	218-7585
24517504	218-7587
24518125	218-7623
24518751	218-7687
24518751N	218-3690
24518754	218-7687
24519371	218-7921
245193723	218-7921
2452001EJ	218-7878
24521251	218-7783
24522501	218-7881
245225035	218-7942
A7106B	218-7471
A7108G	218-7587
A7136	218-7623
C6106	218-7493
C6109G	218-7553
C6112G	218-7619
C6117	218-7687
C6123	218-7783
C6136A	218-7623
C6201	218-7687
C698	218-7389
CA106	218-7493
CA107IX	218-7577
CA148C	218-7942
VALVE SPRINGS	
VS336	212-1003
VS337	212-1002
VS547	212-1066
VS584	212-1094
VS596	212-1097
VS693	212-1094
VS858	212-1244

FRACTION	DECIMAL	MILLIMETERS
1/64	.01563	.3969
1/32	.03125	.7938
	.03937	1.0000
3/64	.04688	1.1906
1/16	.06250	1.5875
5/64	.07813	1.9844
	.07874	2.0000
3/32	.09375	2.3813
7/64	.10938	2.7781
	.11811	3.0000
1/8	.12500	3.1750
9/64	.14063	3.5719
5/32	.15625	3.9688
	.15748	4.0000
11/64	.17188	4.3656
3/16	.18750	4.7625
	.19685	5.0000
13/64	.20313	5.1594
7/32	.21875	5.5563
15/64	.23438	5.9531
	.23622	6.0000
1/4	.25000	6.3500
17/64	.26563	6.7469
	.27559	7.0000
9/32	.28125	7.1438
19/64	.29688	7.5406
5/16	.31250	7.9375
	.31496	8.0000
21/64	.32813	8.3344
11/32	.34375	8.7313
	.35433	9.0000
23/64	.35938	9.1281
3/8	.37500	9.5250
25/64	.39063	9.9219
	.39370	10.0000
13/32	.40625	10.3188
27/64	.42188	10.7156
	.43307	11.0000
7/16	.43750	11.1125
29/64	.45313	11.5094
15/32	.46875	11.9063
	.47244	12.0000
31/64	.48438	12.3031
1/2	.50000	12.7000

FRACTION	DECIMAL	MILLIMETERS
	.51181	13.0000
33/64	.51563	13.0969
17/32	.53125	13.4938
35/64	.54688	13.8906
	.55118	14.0000
9/16	.56250	14.2875
37/64	.57813	14.6844
	.59055	15.0000
19/32	.59375	15.0813
39/64	.60938	15.4781
5/8	.62500	15.8750
	.62992	16.0000
41/64	.64063	16.2719
21/32	.65625	16.6688
	.66929	17.0000
43/64	.67188	17.0656
11/16	.68750	17.4625
45/64	.70313	17.8594
	.70866	18.0000
23/32	.71875	18.2563
47/64	.73438	18.6531
	.74803	19.0000
3/4	.75000	19.0500
49/64	.76563	19.4469
25/32	.78125	19.8438
	.78740	20.0000
51/64	.79688	20.2406
13/16	.81250	20.6375
	.82677	21.0000
53/64	.82813	21.0344
27/32	.84375	21.4313
55/64	.85938	21.8281
	.86614	22.0000
7/8	.87500	22.2250
57/64	.89063	22.6219
	.90551	23.0000
29/32	.90625	23.0188
59/64	.92188	23.4156
15/16	.93750	23.8125
	.94488	24.0000
61/64	.95313	24.2094
31/32	.96875	24.6063
	.98425	25.0000
63/64	.98438	25.0031
1	1.00000	25.4000

