


# COUNTY OF LYCOMING PENNSYLVANIA

## 2024



## ANNUAL BUDGET

Adopted December 28, 2023

PREPARED BY THE OFFICE OF BUDGET AND FINANCE

# Lycoming County Budget Key Personnel

## **Lycoming County Board of Commissioners**

Scott Metzger, Chairman

Tony Mussare, Vice Chairman

Richard Mirabito, Secretary

## **Lycoming County Leadership Team**

Matthew McDermott, County Director of Administration and Chief Clerk

Allison Wolfe, Human Resources Business Partner

Eric R. Endresen, Director, Budget & Finance

Shannon Rossman, Director of Planning & Community Development

Mark Hulyo, Deputy Director, Information Services

Ken George, Director, Facilities Management

Jeff Hutchins, Director, Department of Public Safety

Beth Baylor, Manager, 911 Communications Center

Brooke Wright, Director, Assessment and Delinquent Tax Claims

Mike McMunn, Director, Veterans Affairs

Brad Shoemaker, Warden

Nicole Spring, Public Defender

Matthew Long, Manager, Conservation District

## **Lycoming County Courts Leadership Team**

County of Common Pleas President Judge, Nancy L. Butts

County of Common Pleas Judge, Eric R. Lindhardt

County of Common Pleas Judge, Ryan M. Tira

County of Common Pleas Judge, William P. Carlucci

Magisterial District 29-1- 01 Judge, Christian Frey

Magisterial District 29-1-02 Judge, Aaron S. Biichle

Magisterial District 29-3-01 Judge, Denise Dieter

Magisterial District 29-3-02 Judge, Gary A. Whiteman

Magisterial District 29-3-03 Judge, Kristen Gardner

Magisterial District 29-3-04 Judge, William C. Solomon

Ryan Gardner, District Attorney

Mark Lusk, Sheriff

Tom Heap, Prothonotary

Cindy Newcomer, Treasurer

Charles Kiessling, Coroner

Dave Huffman, Register and Recorder

Adrienne Stahl, Director, Court Administration

Jenn McConnell, Director, Court Services

Dave Goodwin, Chief, Adult Probation

Matt Yonkin, Chief, Juvenile Probation

Stephanie Tribble, Director, Domestic Relations

# TABLE OF CONTENTS

# TABLE OF CONTENTS

<a href="#"><u>Budget Message</u></a>	11
Provides some highlights of the budget from the perspective of the Finance Director.	
<a href="#"><u>Community Profile</u></a>	12
Provides background and historical information of the County.	
<a href="#"><u>Form of Government</u></a>	13
Describes the legal structure of the Lycoming County government.	
<a href="#"><u>County Map</u></a>	14
The official map identifies the various municipalities in Lycoming County	
<a href="#"><u>Board of Commissioners</u></a>	15
The Board of Commissioners identifies the current officials of the three-member board.	
<a href="#"><u>Mission, Vision &amp; Values</u></a>	16
The mission, vision & values are the guiding statements for the County officials and staff.	
<a href="#"><u>County Organizational Chart</u></a>	17
The organizational chart depicts the management chain of command within the County.	
<a href="#"><u>Personnel Schedule</u></a>	18
The personnel schedule provides readers with the general level of County staffing by department.	
<a href="#"><u>Basis of Budgeting</u></a>	19
The basis of budgeting describes the accounting basis for the budget figures and the different methods available.	
<a href="#"><u>Budget Process &amp; Overview</u></a>	20
The budget overview details the process to produce, approve and revise the budget.	
<a href="#"><u>Description of County Funds</u></a>	23
This section describes and defines the various funds of the County	
<a href="#"><u>Financial Summary</u></a>	24
This section provides information on fund balances, revenues, expenditures, and changes in fund balances.	
<a href="#"><u>Budget Highlights</u></a>	25
Highlights of the budget and summary information.	

<a href="#"><u>Summary Fund Balances, Revenue &amp; Expenditures</u></a>	26
Summary by type and fund of the previous year, the current year, and the budget year.	
<a href="#"><u>Revenue &amp; Expenditures by Fund and Department</u></a>	27
Detail of the revenues and expenditures accounts by fund and department.	
<a href="#"><u>Summary Charts</u></a>	31
Various Revenue & Expenditure Charts.	
<a href="#"><u>Capital Asset Budget Listing</u></a>	37
The Capital Asset budget requests are listed in this section including government and business type items.	
<a href="#"><u>1010 Commissioners</u></a>	54
The Commissioners are the responsible managers and administrator of the fiscal affairs of the county.	
<a href="#"><u>1020 Solicitor</u></a>	56
The Solicitor is the legal representative of the County, working for the Board of Commissioners.	
<a href="#"><u>1030-1036 Buildings</u></a>	57
The Building departments identify the operational expenses of the various buildings owned by the County.	
<a href="#"><u>1040-1041 Voters Services</u></a>	67
The Voters Services department administers all activities related to the county elections.	
<a href="#"><u>1050-1051 Assessment</u></a>	69
The Assessment office administers the real estate tax assessment for the county including new construction and appeals.	
<a href="#"><u>1070 Treasurer</u></a>	72
The Treasurer is an elected official charged with administering the monetary transactions of the county.	
<a href="#"><u>1080 Controller</u></a>	74
The Controller is an elected official, subject to the power of the County Commissioners, is charged with supervising the fiscal affairs of the county, which includes auditing and fraud prevention.	
<a href="#"><u>1085 Purchasing</u></a>	75
The Purchasing department administers and manages vendor contracts and purchase requests by the county departments in accordance with procurement law.	
<a href="#"><u>1090 Budget &amp; Finance</u></a>	76
The Budget & Finance department prepares the annual budget and administers the the financial affairs of the County as perscribed by the County Commissioners.	

<a href="#"><u>1091-1092 Tax Collection</u></a>	78
Lycoming County has its own internal real estate tax collector.	
<a href="#"><u>1093 Capital Purchases</u></a>	82
Summary of Capital Expenditures.	
<a href="#"><u>1094 Contingency</u></a>	86
This section provides for unanticipated expenses.	
<a href="#"><u>1100-1101 Planning &amp; Zoning</u></a>	87
The Planning department is responsible for county-wide projects and related grant funding.	
<a href="#"><u>1110 Information Services</u></a>	91
The Information Services department manages all the information technology and related systems.	
<a href="#"><u>1111-1115 Other Services</u></a>	93
Miscellaneous services includes mail, printing, record retention and safety committee..	
<a href="#"><u>1120 Human Resources</u></a>	98
The Human Resources department handles all employee related activities.	
<a href="#"><u>2010 Register &amp; Recorder</u></a>	99
The Register & Recorder is an elected official responsible for recording, protecting and preserving real estate legal documentation for the county.	
<a href="#"><u>2020 Sheriff</u></a>	101
The Sheriff is an elected official responsible for enforcing court orders, firearm licensing and assisting other law enforcement agencies.	
<a href="#"><u>2030 Coroner</u></a>	103
The Coroner is an elected official responsible for investigating deaths and the surrounding circumstances.	
<a href="#"><u>2040-2045 Prothonotary/Clerk of Courts</u></a>	105
The Prothonotary is an elected official responsible for maintaining court records for the county.	
<a href="#"><u>2050 Domestic Relations</u></a>	108
The Domestic Relations is tasked with enforcement of court orders related to children.	
<a href="#"><u>2060 Public Defender</u></a>	110
The county Public Defender provides legal representation to citizens that is constitutionally guaranteed.	
<a href="#"><u>2070 District Attorney</u></a>	112
The District Attorney is an elected official responsible for investigating and prosecuting crime for the county.	

<a href="#"><u>2075 NEU</u></a>	115
The NEU is tasked with investigating narcotics and other illegal drug activities.	
<a href="#"><u>2080-2125 Law Library/Courts</u></a>	117
The Courts schedules trials and manages the juror process.	
<a href="#"><u>3010-3015 Adult Probation</u></a>	128
Adult Probation works with those on probation to empower them to be law abiding citizens.	
<a href="#"><u>3020-3045 County Prison &amp; Related</u></a>	132
The County Prison houses convicted offenders for the county.	
<a href="#"><u>3070 Communications Center</u></a>	140
The Communications Center runs the 911 emergency call system for the county residents and businesses.	
<a href="#"><u>3071-3073 EMS EMA</u></a>	142
The County Emergency services responds to non criminal emergencies such as medical or environmental events.	
<a href="#"><u>3074 Hazmat</u></a>	145
The Hazmat team is specially trained to handle hazardous emergencies for the county.	
<a href="#"><u>4150-4155 Planning Projects</u></a>	146
The Planning Projects category separates the planning operations from special projects.	
<a href="#"><u>5010 Children &amp; Youth</u></a>	149
The Children and Youth department represents efforts by the county to serve underprivileged youth.	
<a href="#"><u>5020 Veterans</u></a>	150
Veterans Affairs assists Veterans with securing their benefits, burial arrangements, and all other assistance programs.	
<a href="#"><u>7020-7040 Agriculture Services</u></a>	152
The county assists the agriculture community with various programs and education.	
<a href="#"><u>9010-9020 Fringe &amp; Other</u></a>	156
The county reports fringe benefits separate from the salaries and wages.	
<a href="#"><u>9030 Other Financing Uses</u></a>	159
Other Financing Uses represents interfund transactions and support for other funds.	
<a href="#"><u>9050 Outside Agencies</u></a>	161
Outside Agencies represents pass through grant money passed on to various public service organizations.	



## Special Revenue Funds

This section represents those funds of the County that receive funding from sources other than general tax revenue. A majority of the funding is via State and Federal Grants.

<a href="#"><u>0015 Opioid Settlement</u></a>	162
This fund is used to segregate transactions of the legal settlement from other funds.	
<a href="#"><u>0050 Juvenile Probation Fund</u></a>	163
The Juvenile Probation Fund segregates transactions for building youth competencies for youth on probation. This is funded by grants.	
<a href="#"><u>0090 General Government Agency Fund</u></a>	176
This fund separates the real estate tax collection for other agencies. This fund is currently not being used.	
<a href="#"><u>1100 Domestic Relations IVD Fund</u></a>	178
The Domestic Relations IVD Fund segregates Title IV-D funding for serving the public.	
<a href="#"><u>1120 District Attorney Special Revenue Fund</u></a>	179
The District Attorney Special Revenue Fund segregates expenses supported by state funding.	
<a href="#"><u>1125 AOPC Grant Fund</u></a>	181
This fund separates this grant funding from other funding.	
<a href="#"><u>1140 Register &amp; Recorder Capital Fund</u></a>	182
The Register & Recorder Capital Fund represents alternative funding for equipment and related needs.	
<a href="#"><u>1141 Prothonotary Automation Fund</u></a>	184
The Prothonotary Automation Fund reflects alternative funding for equipment and related needs.	
<a href="#"><u>1210 EMS Grant Fund</u></a>	185
The Hydrant Fund is a dedicated fund to assess costs to those who benefit directly from the hydrants.	
<a href="#"><u>1211 Hazmat Grant Fund</u></a>	187
The LF fund is required by the state to account for state liquid fuels funding for the maintenance of roads and bridges.	
<a href="#"><u>1212-1213 911 Phone Fund</u></a>	189
The 911 Phone Fund represents state or federal funding for the 911 communications system.	
<a href="#"><u>1214 EMA Grant Fund</u></a>	191
The EMA Grant Fund segregates grant funding for Emergency Medical Agency expenses.	

<a href="#"><u>1216 COVID-19/ARPA Grant Fund</u></a>	192
The COVID-19/ARPA Fund segregates transactions related to the Federal grants from other transactions required by the terms of grant.	
<a href="#"><u>1223 Probation Restitution Fund</u></a>	195
The Probation Restitution Fund segregates grant funding from other transactions.	
<a href="#"><u>1300 Liquid Fuels Grant Fund</u></a>	196
The Liquid Fuels Grant provides funding by the state for bridge and road maintenance.	
<a href="#"><u>1301 Act 44 Bridge Fund</u></a>	197
The Act 44 Bridge Fund enacted in 2007, provided state funding for roads, bridges, transit separate from other funding sources.	
<a href="#"><u>1302 Act 89 Bridge Fund</u></a>	198
The Act 89 Bridge Fund, enacted in 2013, amended Act 44 providing state funding for transit separate from other funding sources.	
<a href="#"><u>1303 \$5 Fee for Local Use Fund</u></a>	199
Act 89 provides for an annual fee for each vehicle registered in the county. This fund separates transactions from other funds.	
<a href="#"><u>1310 CDBG Grant Fund (all years)</u></a>	201
PA Act 179 provides for Community Development Block Grants for housing, community facilities and infrastructure. This fund separates these transactions from other funds.	
<a href="#"><u>1320 Flood Mitigation Grant Fund</u></a>	210
PEMA (PA Emergency Management Agency) provides grant funding for flood mitigation programs. This fund separates the transactions from other funds.	
<a href="#"><u>1321-1323 Planning Project Grant Fund</u></a>	212
Occasionally grant funding is available for planning. This fund separates these transactions from other funds.	
<a href="#"><u>1330 Growing Greener Trust Fund</u></a>	215
The Growing Greener Trust Fund provides counties with funding for stormwater and watershed management under PA Act 167.	
<a href="#"><u>1350 Act 13 Marcellus Gas Grant Fund</u></a>	216
PA Act 13 of 2012, provides for county funding from an unconventional gas well impact fee. This fund separates those transactions from other funds.	
<a href="#"><u>1600-1610 Agricultural Grant Funds</u></a>	220
The PA department of agriculture provides various funding	

assistance for the agricultural community. These funds separate these transactions from other funds.

[1810 Miscellaneous Projects](#) 222

Fund 1801 represents miscellaneous projects that the county desires to track separately.

[1910 Pass Through Grants](#) 224

The county records transactions for grants that are passed through to other county agencies.

## **Debt Service Fund**

This section details the County debt proceeds and related debt service.

[2000 Debt Service Fund](#) 226

The long term bond and debt service obligations are made via the Debt Service Fund.

## **Enterprise Funds**

This section represents business type activities of the county separate from the government type activities.

[3500 White Deer Golf Course](#) 238

The White Deer Golf Course Fund represents the financial transactions of the county golf course.

[5000 Resource Management System Fund](#) 239

The Resource Management Fund represents the financial transactions of the county landfill.

## **Fiduciary Funds**

The Fiduciary Funds are trust funds of the county, separate from other funds and held in trust.

[6025 County Retirement Fund](#) 270

The County Retirement Fund represents the defined benefit plan for county employees.

[Glossary](#) 271

The Glossary provides definitions of key terms for the report to make reading and understanding this document easier.

[Financial Policies](#) 275

The Financial Policies section provides information for the reader to better understand the financial guidelines that the County follows during the operation of the County.

# *Budget & Finance Director's Budget Message*

by Eric R Endresen Budget & Finance Director

Thank you for your interest in the finances of Lycoming County, Pennsylvania. I hope that this document's information is straightforward yet comprehensive enough to answer any questions you may have.

A special thanks to Commissioners Mussare and Mirabito for the years of support, expertise and assistance whose terms are ending in 2023. The county owes them a debt of gratitude.

This document culminated in several projects and many hours of effort engaged in by the County by more than a dozen individuals interested in the County's successful operation. The staff collects, organizes, and provides critical data for reporting to the department heads who interpret this data. The department heads make daily operating decisions for the County Administrator and Board of Commissioners, who act as the liaisons between the public we all serve and the County government. I wish to thank them all for this effort. Without such interest and dedication, this document would not exist, nor would the County operate effectively.

The County has sufficient resources for daily operations and has substantial investments in long term assets including land, buildings and capital equipment. The county debt levels makeup approximately 25% of the maximum allowed by law. The debt levels are well within state ranges.

The main source of the county is revenue is restricted by state law to real estate taxes. This severely limits the services the county can provide. The last tax increase occurred in 2018 with an increase of .75 mills from 5.75 to 6.50 mills. As a result, the county aggressively pursues grant funding for many of the capital initiatives to maintain current tax rates. The 2024 budget does not include any real estate tax increase.

Most recently, the county received significant revenue bump with the sale of Executive Plaza, bringing in an additional \$3.4 million in 2023, while reducing operating costs for this building in the future. The county also received significant compensation from the case regarding the leachate tank at the landfill, reimbursing the county an additional \$2.9 million in 2023.

The 2024 budget includes some \$26 million capital investments in total (\$12.5 million at the landfill) being funded by a mix of cash and debt. Major renovations on several buildings that have been deferred in past years are expected to be completed in the next two or three years

Salaries & Wages makeup 40% to 50% of the operating budget. This provides resources for county operations. Healthcare of some 600+ members is a major cost to the county. Healthcare alone makes up 10% of the general fund budget The county is attacking these costs head-on with the recent opening of the county healthcare facility to stabilize cost increases.

Moreover, it is the board, and management culture and philosophy to be good stewards of the taxpayers' money.

Respectfully submitted,



Eric Endresen, Finance Director

# Community Profile

Since its formation in 1795, Lycoming County has grown into a diverse community, combining suburban life characteristics with those of high-technology industry and agriculture interests. Named for Lycoming Creek that flows down the center of the County, Lycoming County is located in North Central Pennsylvania. The County encompasses an area of approximately 1,244 square miles and is home to around 114,188 residents. Some of Lycoming County's largest employers include UPMC , Lycoming Engines, Kellogg, Andritz, Lycoming College and Pennsylvania College of Technology. The County is also home to a variety of activities such as the Little League World Series, Pine Creek Rail Trail, Williamsport Crosscutters, and Millionaires' Row.



Established:	1795
Population:	114,188
Population Density	93 per sq mi
Land Area:	1,229 square miles
Elevation (Williamsport):	528ft
Boundaries:	Fixed
Named for:	Lycoming Creek

# *Form of Government*



**Lycoming County** has an Elected Board of Commissioners form of government authorized by the Commonwealth of Pennsylvania under the County Code.. The board consists of three elected Commissioners holding the titles of Chairman, Vice Chairman, and Secretary.

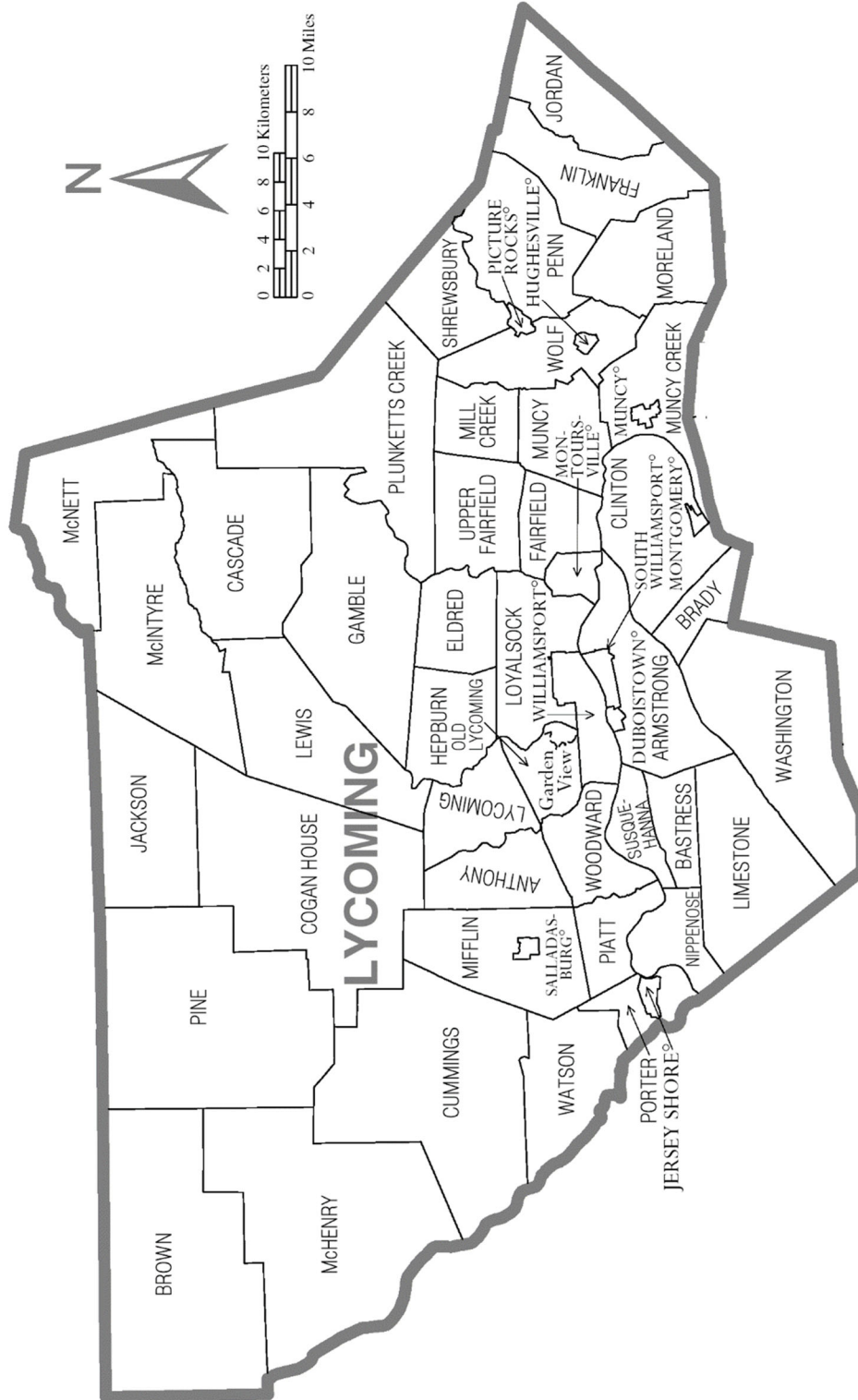
**Other elected officials** include: Treasurer, Controller, Sheriff, Register & Recorder, Coroner, Prothonotary, Tax

Collector, District Attorney and Judges,

**County departments** include the Planning and Community Development Commission, Veteran Affairs, and Voter Services

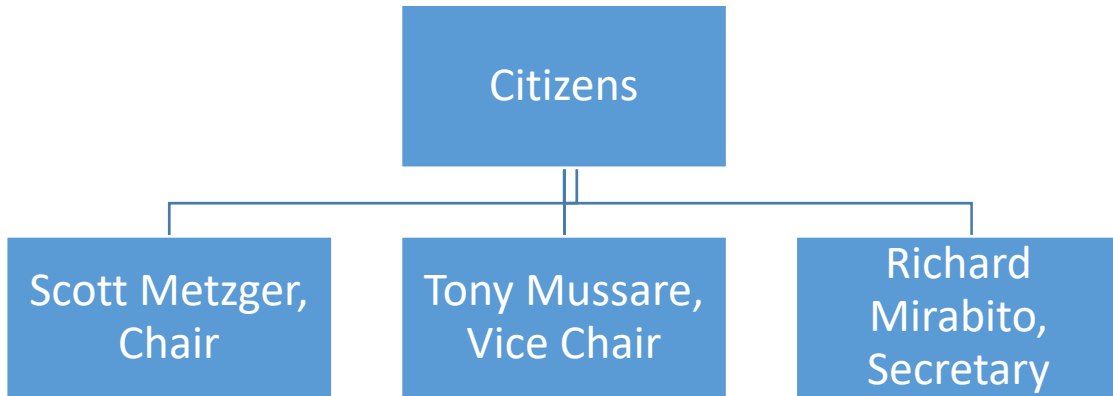
**Appointed authorities**, boards, and commissions that convene on an as-needed basis to address a variety of issues.

# County Official Map





# Board of Commissioners



The Board of Commissioners is the elected officials ultimately responsible for the County governmental policies. Each Commissioner serves a four-year term with no term limit. With elections every three years, all three Commissioners are up for election at the same time.





## VISION STATEMENT

The County will strive to be an innovative, cost effective government, committed to economic vitality and creating opportunity for all through excellence in public service.

The County will strive to achieve high ranking public schools, a robust, diversified community, and an effective transportation system and celebrate our role in the arts scene and our diversity.



## MISSION STATEMENT

The mission of Lycoming County is to protect and promote the well-being of our residents through responsive and accountable government, sustainable growth and development, and the provision of exceptional public services that enhance the overall quality of life in our county.



## COUNTY VALUES

### **Integrity**

The County's actions and decisions display honesty, and strong moral principles. We ensure public trust through fairness, consistency, and follow-through.

### **Accountability**

The County measures results and holds ourselves accountable for making progress towards our goals. We stand by our values and act in accordance with what we say.

### **Innovation**

The County finds new ways to think and values new opinions in order to develop the most sustainable solutions that pursue opportunity and foster creativity.

### **Partnership**

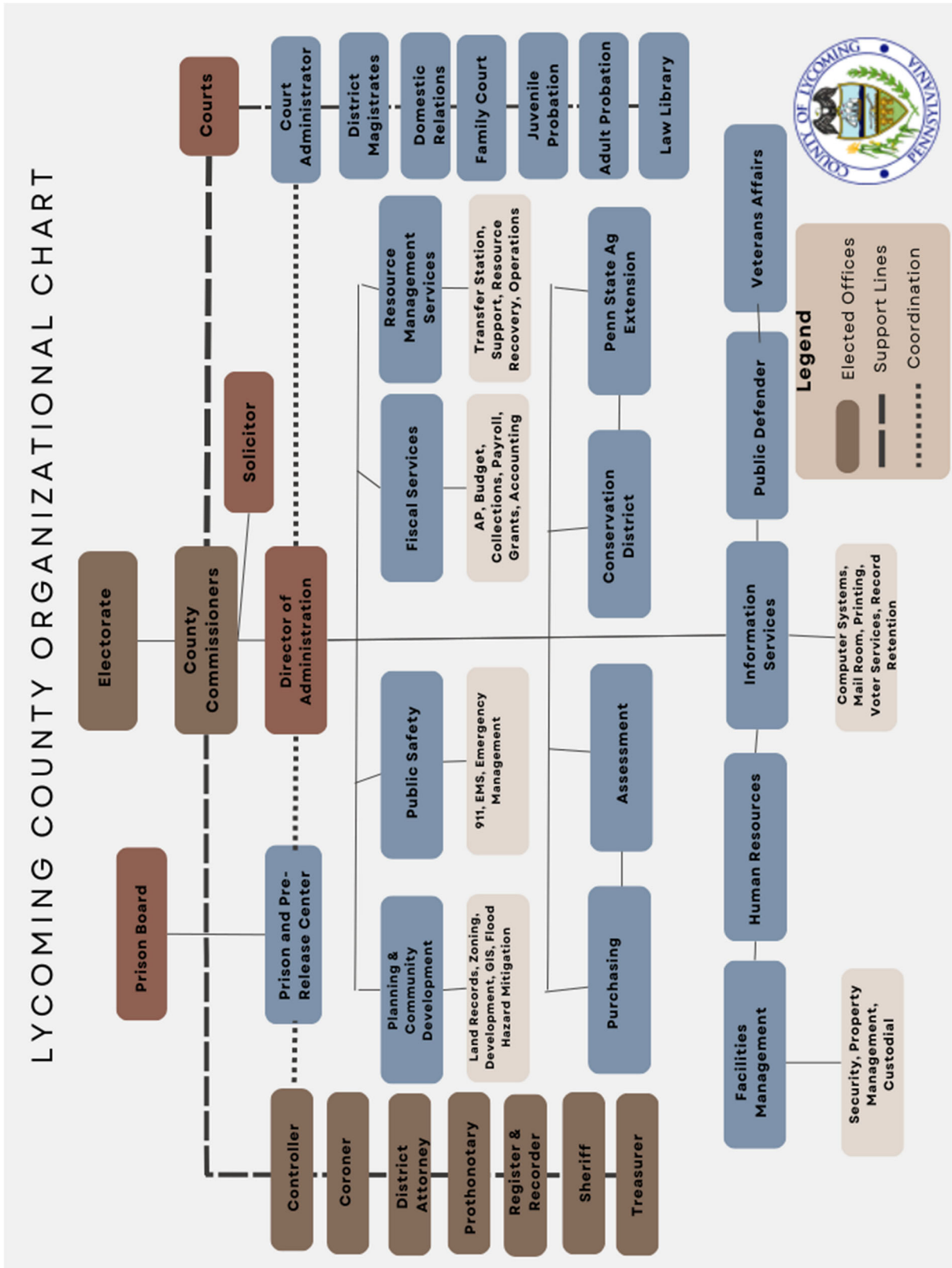
The County listens and understands the needs of its citizens and the community, and collaborates with other departments and agencies to bring the highest quality service to the public.

### **Livability**

The County strives to create a healthy and strong economy that will help our citizens flourish.



# County Organizational Chart



# Personnel Schedule

DEPARTMENT		2022	2023	2024
1010	COMMISSIONERS	8.0	6.0	6.0
1031	BUILDINGS	22.5	32.5	32.5
1040	VOTERS	4.5	3.0	3.0
1050	TAX ASSESSMENT	6.0	8.0	8.0
1070	TREASURER	7.5	6.5	7.5
1080	CONTROLLER	4.0	3.0	3.0
1085	PURCHASING	5.0	4.0	4.0
1090	FINANCE	4.0	6.0	6.0
1091	TAX COLLECTORS	13.0	12.5	25.0
1100	PLANNING	18.0	21.5	19.5
1101	ZONING	2.0	1.0	2.0
1110	INFORMATION SERVICES	16.0	14.5	16.5
1112	MAIL SERVICES	1.0	1.0	2.0
1113	PRINTING	1.0	1.0	1.0
1120	HUMAN RESOURCES	3.0	4.0	5.0
2010	REGISTER & RECORDER	8.0	8.0	8.0
2020	SHERIFF	26.0	24.5	29.5
2030	CORONER	7.0	7.0	7.0
2040	PROTHONOTARY	7.0	7.0	7.0
2045	CLERK OF COURTS	5.0	5.0	5.0
2050	DOMESTIC RELATIONS	16.5	15.5	17.5
2060	PUBLIC DEFENDER	10.0	10.0	11.0
2070	DISTRICT ATTORNEY	24.5	25.0	26.0
2075	NARCOTICS ENFORCEMENT	7.0	7.0	7.0
2090	COURTS	32.0	32.0	33.0
2120	DISTRICT JUSTICES	16.0	17.0	18.0
3010	ADULT PROBATION	26.0	26.0	26.5
3020	COUNTY PRISON	63.0	82.0	85.0
3030	PRE-RELEASE	35.0	36.0	38.0
3040	COUNTY DUI CENTER	5.5	5.5	5.5
3045	CENTRAL PROCESSING	3.0	3.5	3.5
3050	JUVENILE PROBATION	14.0	16.0	16.0
3070	COMMUNICATIONS CENTER	22.0	23.0	26.5
3071	EMERGENCY MANAGEMENT	3.5	2.5	2.5
3073	EMERGENCY MEDICAL	3.5	5.0	4.0
3074	HAZMAT	0.5	0.5	0.5
4101	RMS ADMINISTRATION	64.0	69.0	67.0
4210	RMS EARTH MOVING	1.0	1.0	1.0
5020	VETERANS AFFAIRS	4.0	4.0	4.0
7020	COUNTY FARM	0.5	0.5	0.5
7030	COOPERATIVE EXTENSION	3.0	3.0	3.0
7040	CONSERVATION DISTRICT	8.5	8.5	8.5
<b>TOTALS</b>		<b>531.5</b>	<b>568.5</b>	<b>602.0</b>

## The Basis of Budgeting

The accounts of the Lycoming County are based on governmental fund accounting precepts. A fund is an independent fiscal and accounting entity with a self-balancing set of accounts. Funds maintain separate records of cash and other resources, together with all related liabilities, obligations, reserves, and equities. The purpose of a fund is to carry out specific activities or attain particular objectives in accordance with special financial regulations, restrictions, or limitations. The budget covers the activities and expenditures for a given time or fiscal year. Lycoming County operates on a calendar year basis. This budget includes the fiscal year beginning January 1 through December 31.

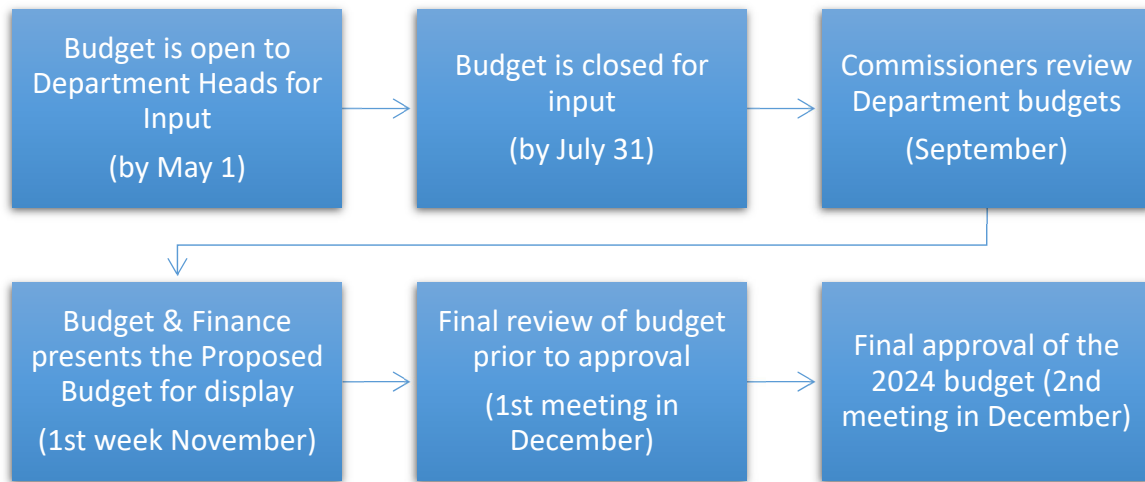
The County has proprietary funds such as the Resource Management System (RMS), the Recreation Authority (golf course) and relationships with organizations such as the Lycoming Sewer & Water Authority.

The County develops its budget as required by the County Code. All budgets are prepared, adopted using the cash basis, whereas revenues are recognized when received, and expenditures are recognized when cash is paid. Expenditures may not legally exceed appropriations at the department level for all governmental funds. During the year, the County's accounting system is maintained on the same cash basis as the adopted budget. Unexpended funds revert to fund balance at the close of the year. Unexpended capital reserve funds carry forward from year to year. At year-end, the County's Annual Comprehensive Financial Report (ACFR) is prepared on the basis consistent with Generally Accepted Accounting Principles (GAAP).

The main differences between the operating budget and ACFR are:

Accruals, such as Accounts Payable, Accounts Receivable, and Payroll, are not accounted for in the budget. They are recognized and reported in the ACFR.

# Budget Process and Overview



Preparation of the Annual Operating Budget begins in May of each year. The Finance Director opens the budget access on the county intranet for the department heads to begin the process of budget entries. The budget entry is closed at the end of July for entry by department heads.

The County Board of Commissioners, the County Administrator and Finance Director review each department's proposed budget at individual meetings in September. Any requested expenditures are evaluated based on County priorities, projected revenues, and the overall financial standing of the County.

After the County "hearings" with the departments, the Finance Director prepares the Proposed Budget for the Board of Commissioners review. The Finance Office advertises the proposed budget and puts on display at one the county website and places printed documents in the library, and various county offices for public view

The county reviews the proposed budget first meeting in December and makes final approval the second meeting in December.

The County Budget is an important policy document that provides guidance. Developing the budget is through a team approach initiated at the department head level. Once a draft budget document is prepared, it is submitted to the Board of Commissioners and the public (electronically and hard copy) by the end of October. Although the Board of Commissioners is required to adopt the budget by the last calendar day of the year, the County governing body has traditionally completed this adoption process by mid-December following two public hearings.

Input from interested residents and property owners is encouraged.

# Budget Preparation Calendar

By May 1	The budget is made available to Department Heads via the County Intranet site.
By July 31	Department Heads complete the revenue and expenditure components of the operating and also complete the capital requests for the next two years or more.
By September 30	The Commissioners, the Administrator and Finance Director hold “hearings” with Department Heads to review their department’s budgets and capital requests.
By October 15	The draft budget is prepared by Budget & Finance for review by the Commissioners.
By October 26	The draft budget is submitted to the Board of Commissioners for review. The public meetings are advertised, and the draft budget is uploaded to the County website.
November 10, 11 & 17	The Board of Commissioners holds two public meetings to review the draft budget. The budget approval is placed on the Board of Commissioners' meetings for December.
First Board Meeting in December (7)	Board of Commissioners meeting to approve Proposed Budget.
Second Board Meeting in December (14)	Board of Commissioners meeting to adopt Budget. The budget must be adopted by December 31.

## **Budget Revisions**

The Board of Commissioners after providing proper notice, may amend the budget in a public meeting after an election year during the next January and may not increase the budget more than 10%. The amendment must be approved by February 15.

# Description of County Funds

The County has (29) funds in its portfolio.

These include the **General Fund**,  
**Special Revenue Funds**,  
the **Debt Service Fund** and  
**Enterprise Funds**



The **General Fund** (0010) is the largest County fund and is the primary operating fund of the County.

The **Special Revenue Fund Group** is comprised of many of the grant funding such as:

Opioid Settlement	EMS	CDBG Grant Fund
Juvenile Probation	Hazmat	Flood Mitigation Grant
Outside Agency	911 Phone Tariff	PCD Environmental Projects
Domestic Relations	EMA Grant	Economic Development Projects
Register & Recorder	Covid-19/ARPA Grant	Growing Greener Trust
Probation Restitution	Act 44 Bridge Fund	Act 13 Gas Wells
Prison/PRC Commissary	Act 89 Bridge Fund	Farm Easements
Liquid Fuels	\$5 Fee of Local Use	
Misc Special Revenue	Pass Through Grants	

The **Debt Service Fund** (2000) is reserved for the payment of the County's long-term debt.

The **Enterprise Funds** include the (3500) White Deer Golf Course and (5000) the RMS (Resource Management System) landfill.



# *FINANCIAL SUMMARY*

# BUDGET HIGHLIGHTS

The 2024 Lycoming County budget represents the work of the Budget and Finance staff, county staff, department heads, county administrator and elected officials. Following are some of the major highlights.

- The expenditure budget for **ALL FUNDS** is \$172,341,105 and \$123,651,369 in revenues for all funds.
- The budget for the **GENERAL FUND** is \$88,289,321 in expenditures and \$65,729,388 in revenues.
- The budgeted ending **fund balances for ALL FUNDS**, less Custodial trust funds and GASB 34 assets is \$66,237,972.
- The budgeted ending **fund balance for the GENERAL FUND is** \$15,410,741 meeting the GFOA recommended amount of 2 months of budgeted expenses.
- The budget includes a column for actual costs from the prior year in accordance with GFOA best practices.
- No tax increase is budgeted
- The county is budgeting short term borrowing for capital assets of \$2 million if needed.
- Wages increases are budgeted at 3%
- The county is budgeting utilizing \$15 million of the ARPA grant money for county public projects.
- The county received \$3.4 million in revenue from the sale of Executive Plaza in 2023.
- The county is expecting to receive \$2.9 million in 2023 for the RMS leachate tank settlement.
- Capital investments total \$26.1 million including \$12.5 million in RMS assets representing a significant long term improvement to public assets.

## LYCOMING COUNTY 2024 BUDGET SUMMARY

DESCRIPTION	GENERAL FUND 0010	SPECIAL REVENUE FUNDS			ENTERPRISE FUNDS	DEBT SERVICE	CUSTODIAL FUNDS	GASB 34 ASSETS	TOTAL
		ACT 13 GAS IMPACT	COVID 19 GRANTS	OTHER FUNDS					
<b>BEGINNING FUND BALANCE (ESTIMATED)</b>	37,970,674	24,415,925	81,254	7,872,221	38,732,468	(548,034)	138,890,984	(86,925,113)	160,490,380
<b>REVENUE</b>									
PROPERTY TAXES (100)(153)	40,485,250	-	-	-	-	-	-	-	40,485,250
LICENSES & PERMITS (125)	26,600	-	-	-	-	-	-	-	26,600
FEDERAL GRANTS/REVENUES (150)	2,244,659	-	15,000,000	1,164,303	-	-	-	-	18,408,962
STATE GRANTS/REVENUES (151)	10,401,593	5,100,000	-	3,322,827	526,000	-	-	-	19,350,420
LOCAL GRANTS/REVENUES (152)	40,000	-	-	27,250	-	-	-	-	67,250
CHARGES FOR SERVICES (175)	4,108,431	-	-	125,250	14,250,800	-	-	-	18,484,481
SALE OF COUNTY PRODUCTS (200)	74,000	-	-	-	6,500,000	-	-	-	6,574,000
COURT COSTS & FINES (250)	719,493	-	-	-	-	-	-	-	719,493
INVESTMENT EARNINGS (225)	383,800	100,000	-	31,250	1,522,350	-	4,425,000	-	6,462,400
MISCELLANEOUS REVENUE (275)	245,562	-	-	371,375	142,700	-	-	-	759,637
OTHER FINANCING SOURCES (475)	7,000,000	-	-	2,173,731	-	3,139,145	-	-	12,312,876
<b>TOTAL REVENUES</b>	<b>65,729,388</b>	<b>5,200,000</b>	<b>15,000,000</b>	<b>7,215,986</b>	<b>22,941,850</b>	<b>3,139,145</b>	<b>4,425,000</b>	<b>-</b>	<b>123,651,369</b>
<b>EXPENDITURES</b>									
GENERAL GOVERNMENT (500)	16,747,769	-	-	-	-	-	-	-	16,747,769
JUDICIAL (525)	15,317,095	-	-	126,000	-	-	-	-	15,443,095
PUBLIC SAFETY (550)	19,605,351	1,000,000	3,400,000	4,137,999	-	-	-	-	28,143,350
PUBLIC WORKS (575)	363,000	2,700,000	9,600,000	2,855,328	23,222,394	-	-	-	38,740,722
HUMAN SERVICES (600)	9,973,083	515,580	200,000	583,552	-	-	-	-	11,272,215
CULTURE & RECREATION (625)	1,476,387	500,000	900,000	-	1,613,000	-	-	-	4,489,387
CONSERVATION & DEVELOPMENT (650)	1,890,439	-	870,000	55,000	-	-	-	-	2,815,439
OTHER EXPENSES (700)	3,721,398	-	30,000	-	-	-	10,828,200	-	14,579,598
DEBT SERVICE (675)	293,605	-	-	-	-	3,392,501	-	-	3,686,106
CAPITAL OUTLAY (800)(900)	13,595,780	-	-	-	12,522,230	-	-	-	26,118,010
OTHER FINANCING USES (975)	5,305,413	3,000,000	-	-	2,000,000	-	-	-	10,305,413
<b>TOTAL EXPENDITURES</b>	<b>88,289,321</b>	<b>7,715,580</b>	<b>15,000,000</b>	<b>7,757,879</b>	<b>39,357,624</b>	<b>3,392,501</b>	<b>10,828,200</b>	<b>-</b>	<b>172,341,105</b>
<b>NET CHANGE</b>	<b>(22,559,933)</b>	<b>(2,515,580)</b>	<b>-</b>	<b>(541,893)</b>	<b>(16,415,774)</b>	<b>(253,356)</b>	<b>(6,403,200)</b>	<b>-</b>	<b>(48,689,735)</b>
<b>ENDING FUND BALANCE</b>	<b>15,410,741</b>	<b>21,900,345</b>	<b>81,254</b>	<b>7,330,327</b>	<b>22,316,694</b>	<b>(801,389)</b>	<b>132,487,784</b>	<b>(86,925,113)</b>	<b>111,800,644</b>

**LYCOMING COUNTY 2024 BUDGET  
SUMMARY BY FUND**

DESCRIPTION	General Fund 0010	Opioid Settlement 0015	Juvenile Probation 0050	Outside Agency 0090	DRO IVD 1100	Sheriff PR 1122	AOPC Grant 1125	Register & Recorder 1140	Proth Automation 1141
<b>BEGINNING FUND BALANCE (ESTIMATED)</b>	37,970,674	563,977	(2,264,287)	23,854	2,893,092	11,514	45,765	332,512	5,124
<b>REVENUE</b>									
PROPERTY TAXES (100)(153)	40,485,250								
LICENSES & PERMITS (125)	26,600								
FEDERAL GRANTS/REVENUES (150)	2,244,659		153,528		220,000				
STATE GRANTS/REVENUES (151)	10,401,593		1,210,045						
LOCAL GRANTS/REVENUES (152)	40,000								
CHARGES FOR SERVICES (175)	4,108,431		45,000						
SALE OF COUNTY PRODUCTS (200)	74,000								
COURT COSTS & FINES (250)	719,493								
INVESTMENT EARNINGS (225)	383,800				20,250				
MISCELLANEOUS REVENUE (275)	245,562	331,375	10,000						
OTHER FINANCING SOURCES (475)	7,000,000		2,116,481						
<b>TOTAL REVENUES</b>	65,729,388	331,375	3,535,054	-	240,250	-	-	-	-
<b>CONTROL</b>									
<b>EXPENDITURES</b>									
GENERAL GOVERNMENT (500)	16,747,769								
JUDICIAL (525)	15,317,095				56,000			70,000	
PUBLIC SAFETY (550)	19,605,351		3,801,981						
PUBLIC WORKS (575)	363,000								
HUMAN SERVICES (600)	9,973,083								
CULTURE & RECREATION (625)	1,476,387								
CONSERVATION & DEVELOPMENT (650)	1,890,439								
OTHER EXPENSES (700)	3,721,398								
DEBT SERVICE (675)	293,605								
CAPITAL OUTLAY (800)(900)	13,595,780								
OTHER FINANCING USES (975)	5,305,413								
<b>TOTAL EXPENDITURES</b>	88,289,321	-	3,801,981	-	56,000	-	-	70,000	-
<b>CONTROL</b>									
<b>NET CHANGE</b>	(22,559,933)	331,375	(266,927)	-	184,250	-	-	(70,000)	-
<b>ENDING FUND BALANCE</b>	15,410,741	895,352	(2,531,215)	23,854	3,077,342	11,514	45,765	262,512	5,124

**LYCOMING COUNTY 2024 BUDGET  
SUMMARY BY FUND**

DESCRIPTION	EMS 1210	Haz Mat 1211	911 Phone Tariff 1212	E.M.A. Grant 1214	COVID-19 ARPA Grants 1216	Probation Restitution 1223	Prison/PRC Commissary 1224	Liquid Fuels 1300	Act 44 Bridge 1301	Act 89 Bridge 1302
<b>BEGINNING FUND BALANCE (ESTIMATED)</b>	23,939	433,823	3,934,177	9,042	81,254	243,865	349,792	51,767	159,627	259,528
<b>REVENUE</b>										
PROPERTY TAXES (100)(153)										
LICENSES & PERMITS (125)										
FEDERAL GRANTS/REVENUES (150)					15,000,000					
STATE GRANTS/REVENUES (151)		27,906		5,876				350,000	32,000	60,000
LOCAL GRANTS/REVENUES (152)										
CHARGES FOR SERVICES (175)		70,000								
SALE OF COUNTY PRODUCTS (200)										
COURT COSTS & FINES (250)										
INVESTMENT EARNINGS (225)								3,000	1,000	2,000
MISCELLANOUS REVENUE (275)										
OTHER FINANCING SOURCES (475)										
<b>TOTAL REVENUES</b>	-	97,906	-	5,876	15,000,000	-	-	353,000	33,000	62,000
<b>EXPENDITURES</b>										
GENERAL GOVERNMENT (500)										
JUDICIAL (525)										
PUBLIC SAFETY (550)	284,421	44,537	7,060		3,400,000					
PUBLIC WORKS (575)					9,600,000			285,000		
HUMAN SERVICES (600)					200,000					
CULTURE & RECREATION (625)					900,000					
CONSERVATION & DEVELOPMENT (650)					870,000					
OTHER EXPENSES (700)					30,000					
DEBT SERVICE (675)										
CAPITAL OUTLAY (800)(900)										
OTHER FINANCING USES (975)										
<b>TOTAL EXPENDITURES</b>	284,421	44,537	7,060	-	15,000,000	-	-	285,000	-	-
<b>NET CHANGE</b>	(284,421)	53,369	(7,060)	5,876	-	-	-	68,000	33,000	62,000
<b>ENDING FUND BALANCE</b>	(260,482)	487,192	3,927,117	14,918	81,254	243,865	349,792	119,767	192,627	321,528

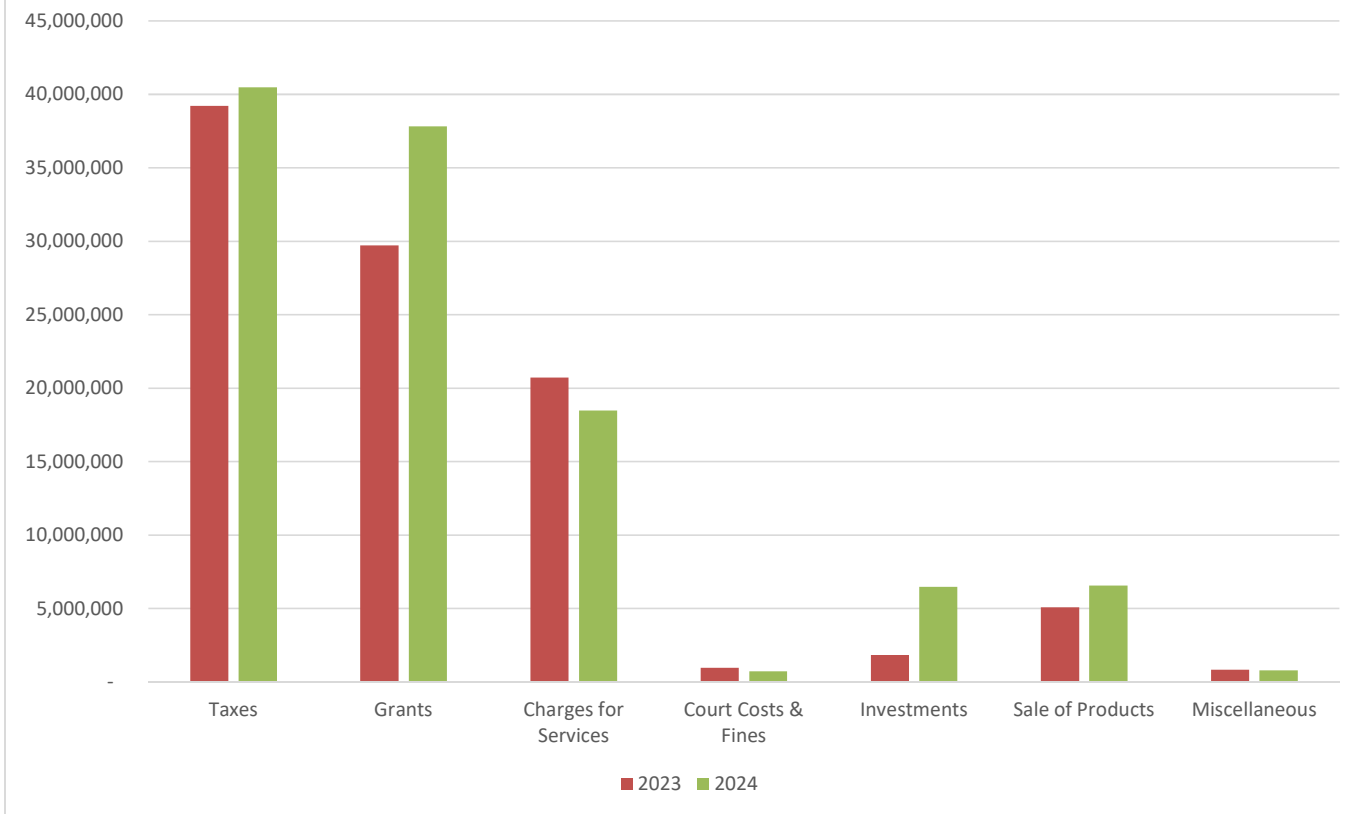
**LYCOMING COUNTY 2024 BUDGET  
SUMMARY BY FUND**

DESCRIPTION	\$5 Fee For Local Use 1303	Flood Mitigation Grant 1320	PCD Environmental Projects 1321	Economic Devel Projects 1323	Growing Greener Trust 1330	Act 13 1350	Farm Easements 1600	Misc Special Revenue Projects 1610	Pass Through Grants 1910
<b>BEGINNING FUND BALANCE (ESTIMATED)</b>	1,162,209	(373)	(17,314)	(15,988)	546,695	24,415,925	120,731	(850)	(1,000,000)
<b>REVENUE</b>									
PROPERTY TAXES (100)(153)									
LICENSES & PERMITS (125)									
FEDERAL GRANTS/REVENUES (150)				775,775					15,000
STATE GRANTS/REVENUES (151)	600,000			1,022,000		5,100,000	15,000		
LOCAL GRANTS/REVENUES (152)				27,250			10,250		
CHARGES FOR SERVICES (175)									
SALE OF COUNTY PRODUCTS (200)									
COURT COSTS & FINES (250)									
INVESTMENT EARNINGS (225)	5,000					100,000			
MISCELLANOUS REVENUE (275)								30,000	
OTHER FINANCING SOURCES (475)				7,250			50,000		
<b>TOTAL REVENUES</b>	605,000	-	-	1,832,275	-	5,200,000	75,250	30,000	15,000
<b>EXPENDITURES</b>									
GENERAL GOVERNMENT (500)									
JUDICIAL (525)									
PUBLIC SAFETY (550)						1,000,000			
PUBLIC WORKS (575)	738,053			1,832,275		2,700,000			
HUMAN SERVICES (600)						515,580			583,552
CULTURE & RECREATION (625)						500,000			
CONSERVATION & DEVELOPMENT (650)							55,000		
OTHER EXPENSES (700)									
DEBT SERVICE (675)									
CAPITAL OUTLAY (800)(900)						3,000,000			
OTHER FINANCING USES (975)									
<b>TOTAL EXPENDITURES</b>	738,053	-	-	1,832,275	-	7,715,580	55,000	-	583,552
<b>NET CHANGE</b>	(133,053)	-	-	-	-	(2,515,580)	20,250	30,000	(568,552)
<b>ENDING FUND BALANCE</b>	1,029,156	(373)	(17,314)	(15,988)	546,695	21,900,345	140,981	29,150	(1,568,552)

**LYCOMING COUNTY 2024 BUDGET  
SUMMARY BY FUND**

DESCRIPTION	Debt Service 2000	GASB 34 Assets 4900	White Deer Golf Course 3500	Resource Management System 5000	Lycoming County Retirement Fund 6025	TOTAL
<b>BEGINNING FUND BALANCE (ESTIMATED)</b>	(548,034)	(86,925,113)	(170,000)	38,902,468	138,890,984	160,490,380
<b>REVENUE</b>						
PROPERTY TAXES (100)(153)						40,485,250
LICENSES & PERMITS (125)						26,600
FEDERAL GRANTS/REVENUES (150)						18,408,962
STATE GRANTS/REVENUES (151)				526,000		19,350,420
LOCAL GRANTS/REVENUES (152)						67,250
CHARGES FOR SERVICES (175)				14,250,800		18,484,481
SALE OF COUNTY PRODUCTS (200)			1,975,000	4,525,000		6,574,000
COURT COSTS & FINES (250)						719,493
INVESTMENT EARNINGS (225)				1,522,350	4,425,000	6,462,400
MISCELLANEOUS REVENUE (275)				142,700		759,637
OTHER FINANCING SOURCES (475)	3,139,145					12,312,876
<b>TOTAL REVENUES</b>	<b>3,139,145</b>	<b>-</b>	<b>1,975,000</b>	<b>20,966,850</b>	<b>4,425,000</b>	<b>123,651,369</b>
<b>EXPENDITURES</b>						
GENERAL GOVERNMENT (500)						16,747,769
JUDICIAL (525)						15,443,095
PUBLIC SAFETY (550)						28,143,350
PUBLIC WORKS (575)				23,222,394		38,740,722
HUMAN SERVICES (600)						11,272,215
CULTURE & RECREATION (625)			1,613,000			4,489,387
CONSERVATION & DEVELOPMENT (650)						2,815,439
OTHER EXPENSES (700)					10,828,200	14,579,598
DEBT SERVICE (675)	3,392,501					3,686,106
CAPITAL OUTLAY (800)(900)				12,522,230		26,118,010
OTHER FINANCING USES (975)				2,000,000		10,305,413
<b>TOTAL EXPENDITURES</b>	<b>3,392,501</b>	<b>-</b>	<b>1,613,000</b>	<b>37,744,624</b>	<b>10,828,200</b>	<b>172,341,105</b>
<b>NET CHANGE</b>	<b>(253,356)</b>	<b>-</b>	<b>362,000</b>	<b>(16,777,774)</b>	<b>(6,403,200)</b>	<b>(48,689,735)</b>
<b>ENDING FUND BALANCE</b>	<b>(801,389)</b>	<b>(86,925,113)</b>	<b>192,000</b>	<b>22,124,694</b>	<b>132,487,784</b>	<b>111,800,644</b>

### REVENUES BY CATEGORY 2023 & 2024





COUNTY = 16 CENTS



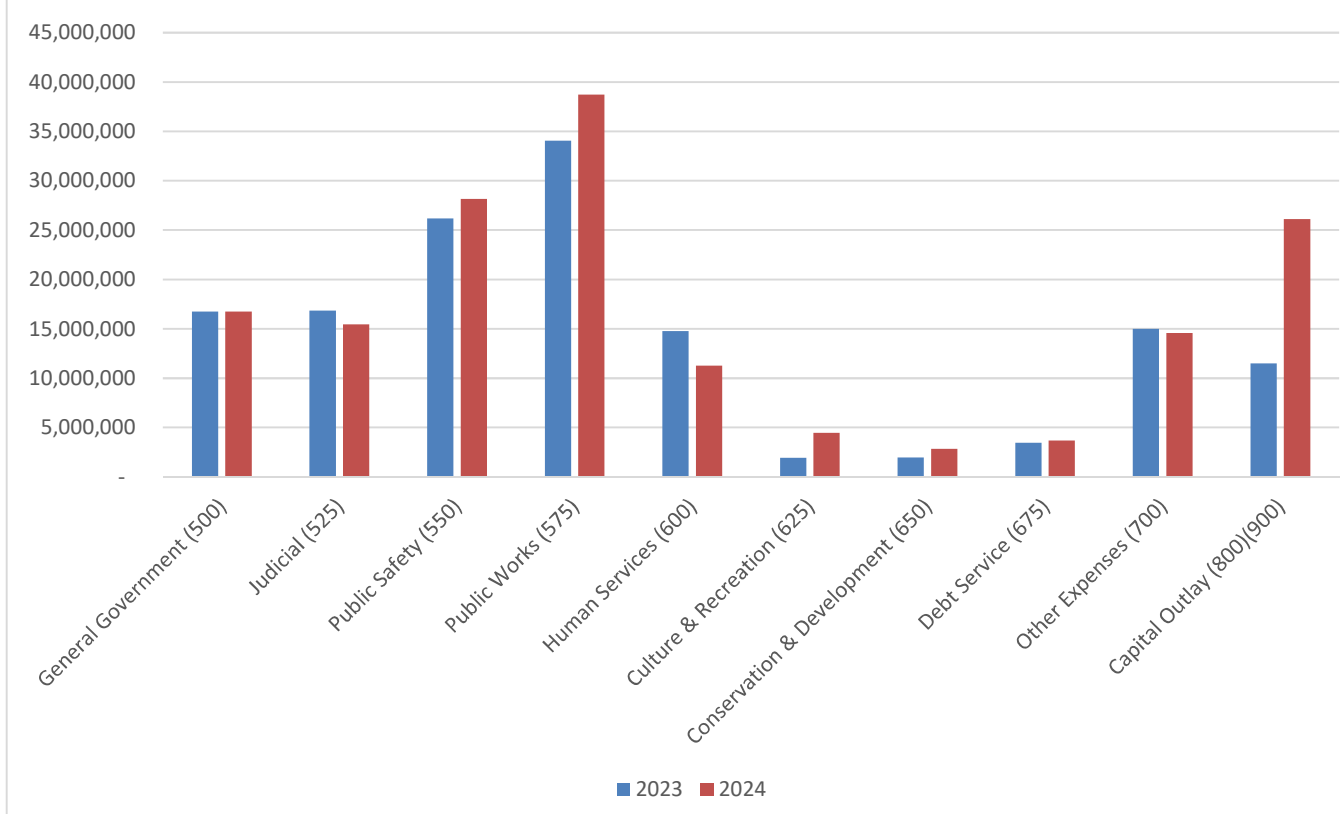
SCHOOL = 43 CENTS



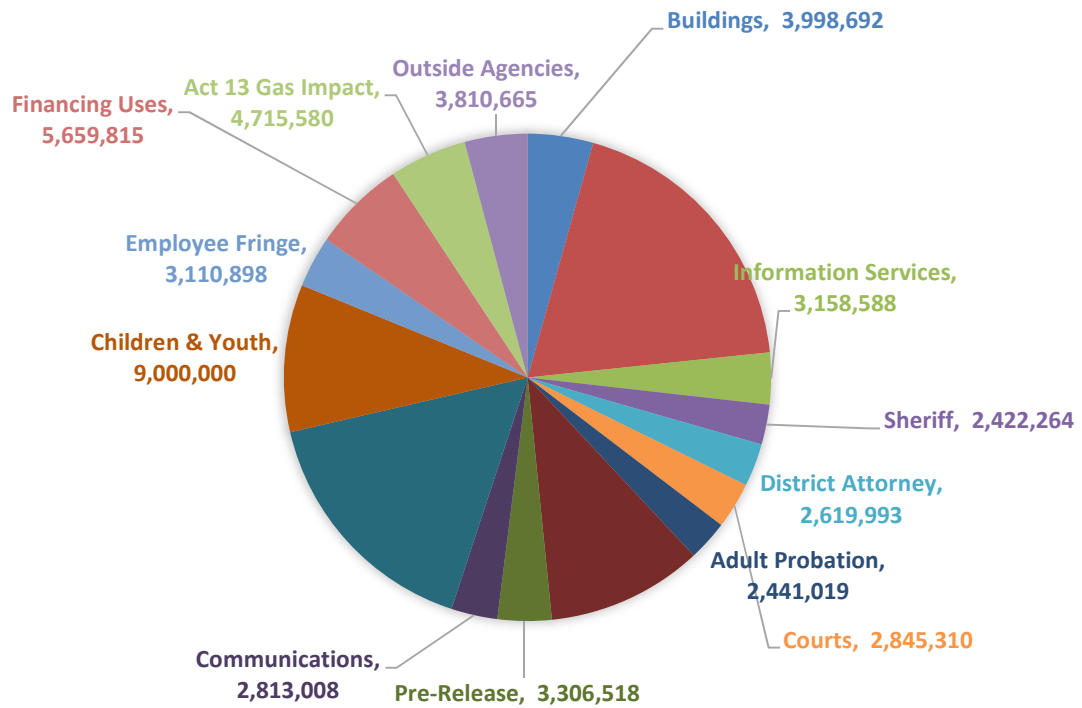
WILLIAMSPORT = 41 CENTS



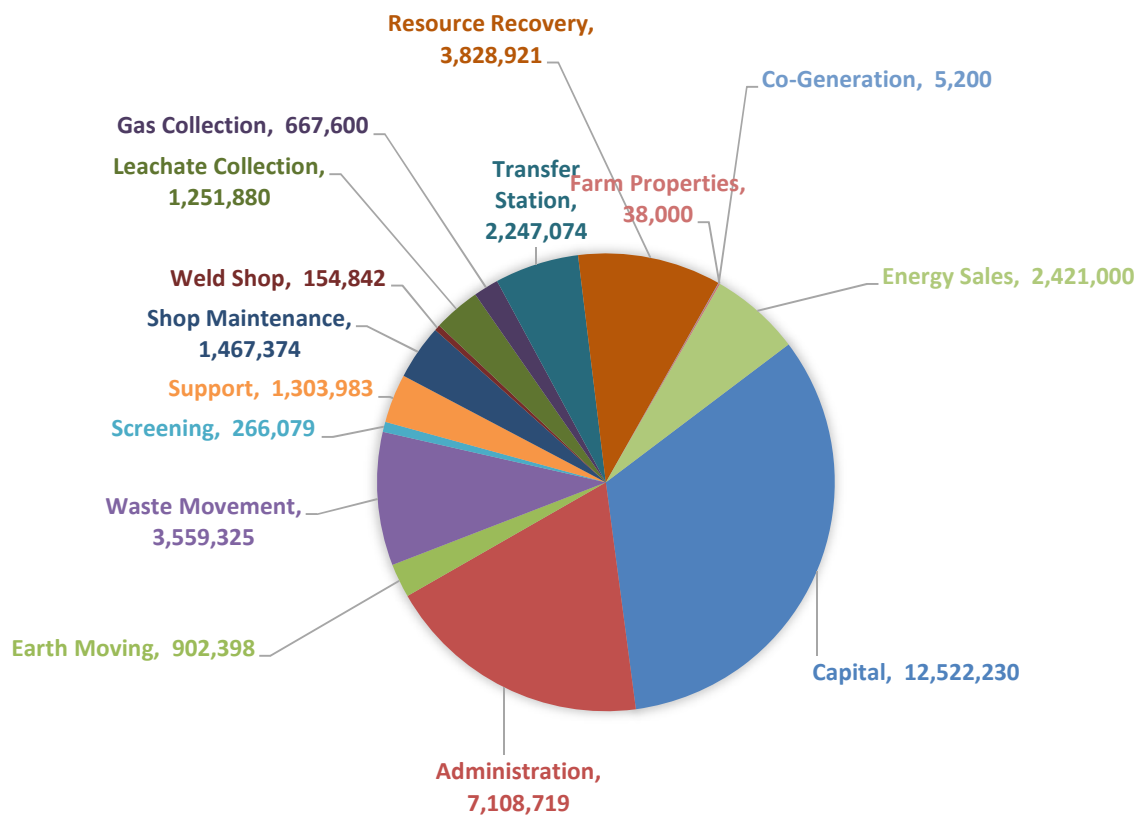
### EXPENDITURES BY CATEGORY 2023 & 2024



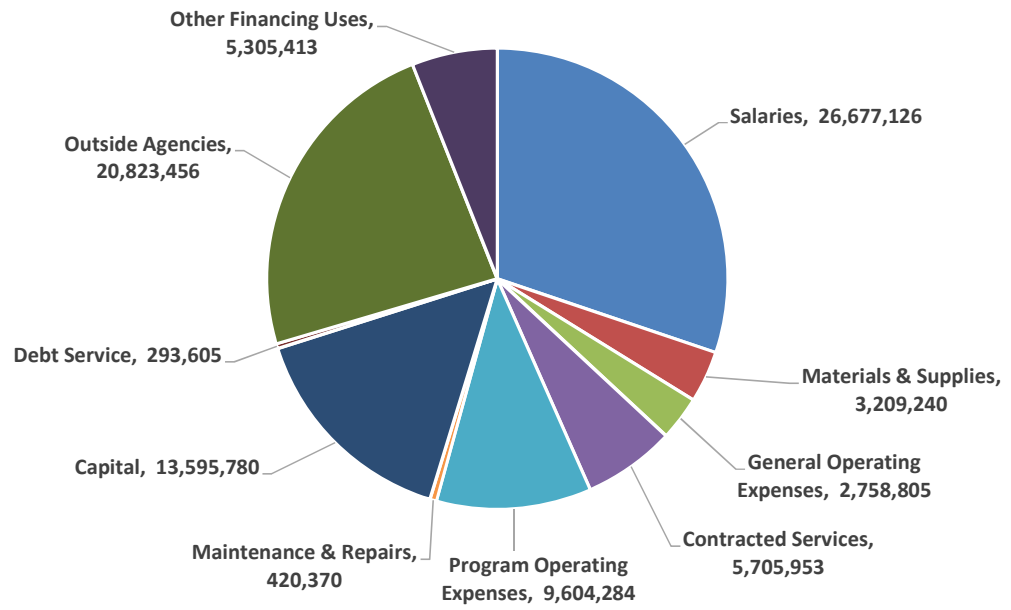
## TOP 2024 GOVERNMENT FUNDS BUDGET EXPENDITURES BY DEPARTMENT



## 2024 RMS BUDGET EXPENDITURES BY DEPARTMENT



### GENERAL FUND COSTS BY TYPE



# *CAPITAL ASSETS*

Description	Qty	Unit Cost	Operating	Capital Request		Total Cost	County	Funding		Trade
				Inventory	Capital			Grant	Other	
<b>COMMISSIONERS</b>										
<b>1010 COMMISSIONERS</b>										
REPLACEMENT LAPTOP PC W/DOCK	1	\$2,000		\$2,000		\$2,000	\$2,000			
REPLACEMENT STANDARD PC W/TWO MONITORS	1	\$1,750		\$1,750		\$1,750	\$1,750			
				\$3,750		\$3,750	\$3,750			
<b>1085 PURCHASING</b>										
NEW STANDARD PC	1	\$1,500		\$1,500		\$1,500	\$1,500			
				\$1,500		\$1,500	\$1,500			
<b>ROW OFFICES</b>										
<b>1070 TREASURER</b>										
REPLACEMENT STANDARD PC W/TWO MONITORS	2	\$1,750		\$3,500		\$3,500	\$3,500			
INFOCON PRINTER	1	\$3,500		\$3,500		\$3,500	\$3,500			
				\$7,000		\$7,000	\$7,000			
<b>1080 CONTROLLER</b>										
REPLACEMENT STANDARD PC W/TWO MONITORS	2	\$1,750		\$3,500		\$3,500	\$3,500			
REPLACEMENT LAPTOP PC W/DOCK	1	\$2,000		\$2,000		\$2,000	\$2,000			
NEW MONITOR ADD'L	2	\$250		\$500		\$500	\$500			
				\$6,000		\$6,000	\$6,000			
<b>2010 REGISTER AND RECORDER</b>										
RESTORE OLD BOOKS	1	\$20,000	\$20,000			\$20,000	\$20,000			
			\$20,000			\$20,000	\$20,000			

Description	Qty	Unit Cost	Operating	Capital Request		Total Cost	County	Funding		Trade
				Inventory	Capital			Grant	Other	
<b>ROW OFFICES</b>										
<b>2020 SHERIFF</b>										
REPLACEMENT STANDARD PC W/TWO MONITORS	5	\$1,750		\$8,750		\$8,750	\$8,750			
REPLACEMENT LAPTOP PC	1	\$1,600		\$1,600		\$1,600	\$1,600			
REPLACEMENT MEDIUM COPIER	1	\$6,500			\$6,500	\$6,500	\$6,500			
V NEW VEHICLE - WINDOW TINT	2	\$368	\$735			\$735	\$735			
V NEW VEHICLE - REFLECTIVE STRIPES	2	\$137	\$273			\$273	\$273			
V NEW VEHICLE - VINYL GRAPHICS	2	\$2,886	\$5,773			\$5,773	\$5,773			
EFORCE SOFTWARE (REGIONAL)	1	\$4,000	\$4,000			\$4,000	\$4,000			
REPLACE EXPIRED BALLISTIC VESTS	6	\$1,608	\$9,646			\$9,646	\$9,646			
V NEW VEHICLE - LIGHTING/GPS/SIREN	2	\$12,706			\$25,412	\$25,412	\$25,412			
V NEW VEHICLE - RADIO	2	\$5,517			\$11,034	\$11,034	\$11,034			
V NEW VEHICLE - IN CAR CAMERA	2	\$8,105			\$16,210	\$16,210	\$16,210			
V NEW VEHICLE - CARGO BOX W/LOCK	2	\$2,085		\$4,170		\$4,170	\$4,170			
REPLACEMENT DEPUTY PORTABLE RADIOS	2	\$6,721			\$13,442	\$13,442	\$13,442			
W COLT CARBINE	3	\$1,074		\$3,222		\$3,222	\$3,222			
W GUN SAFE	1	\$500		\$500		\$500	\$500			
HOLOSUN RED DOT SIGHTS (RIFLES)	5	\$375		\$1,875		\$1,875	\$1,875			
ROLLOVER REPLACEMENT STANDARD PC W/TWO MONITORS	8	\$1,750		\$14,000		\$14,000	\$14,000			
ROLLOVER REPLACE IPAD	1	\$700		\$700		\$700	\$700			
ROLLOVER V CARGO BOX WITH LOCK	1	\$1,934		\$1,934		\$1,934	\$1,934			
ROLLOVER V MOBILE RADIO	1	\$5,728			\$5,728	\$5,728	\$5,728			
ROLLOVER X RAY MACHINE FRONT LOBBY	1	\$35,000			\$35,000	\$35,000	\$35,000			
ROLLOVER V MOBILE REPEATER SYSTEM	1	\$3,632		\$3,632		\$3,632	\$3,632			
ROLLOVER V MOBILE DOCKING STATIONS	5	\$2,029		\$10,146		\$10,146	\$10,146			
ROLLOVER D PORTABLE RADIO REPLACEMENT	2	\$6,655			\$13,310	\$13,310	\$13,310			
ROLLOVER V NEW CAR EQUIPMENT	1	\$14,157			\$14,157	\$14,157	\$14,157			
ROLLOVER MIKROTIK WIRELESS CAMERA DOWNLOAD STATION	1	\$12,227			\$12,227	\$12,227	\$12,227			
			\$20,427	\$50,529	\$153,021	\$223,977	\$223,977			



Description	Qty	Unit Cost	Capital Request			Total Cost	County	Funding		Trade
			Operating	Inventory	Capital			Grant	Other	
<b>ROW OFFICES</b>										
<b>2030 CORONER</b>										
REPLACEMENT LAPTOP PC W/DOCK	1	\$2,000		\$2,000		\$2,000	\$2,000			
QUINCY TECHNOLOGIES ANNUAL MAINTENANCE	1	\$7,000	\$7,000			\$7,000			\$7,000	
CLEAR PA LICENSE TO NOTIFY FAMILIES	1	\$2,220	\$2,220			\$2,220	\$2,220			
DATA PILOT CELL PHONE	1	\$1,295	\$1,295			\$1,295	\$1,295			
BUILDING RENOVATIONS AT WAHOO DRIVE	1	\$1,400,000			\$1,400,000	\$1,400,000	\$1,300,000	\$100,000		
			\$10,515	\$2,000	\$1,400,000	\$1,412,515	\$1,305,515	\$100,000	\$7,000	
<b>2040 PROTHONOTARY</b>										
REPLACEMENT STANDARD PC W/TWO MONITORS	1	\$1,750		\$1,750		\$1,750	\$1,750			
REPLACEMENT STANDARD PC W/TWO MONITORS	3	\$1,750		\$5,250		\$5,250	\$5,250			
REPLACEMENT LAPTOP PC	1	\$1,600		\$1,600		\$1,600	\$1,600			
REPLACEMENT MEDIUM COPIER	1	\$6,500			\$6,500	\$6,500	\$6,500			
OTHER TECHNOLOGY ITEM	1	\$225,000			\$225,000	\$225,000	\$225,000			
				\$8,600	\$231,500	\$240,100	\$240,100			
<b>2045 CLERK OF COURTS</b>										
REPLACEMENT STANDARD PC W/TWO MONITORS	2	\$1,750		\$3,500		\$3,500	\$3,500			
				\$3,500		\$3,500	\$3,500			
<b>2070 DISTRICT ATTORNEY</b>										
REPLACEMENT STANDARD PC W/TWO MONITORS	3	\$1,750		\$5,250		\$5,250	\$5,250			
REPLACEMENT LAPTOP PC W/DOCK	2	\$2,000		\$4,000		\$4,000	\$4,000			
FURNITURE	1	\$5,000			\$5,000	\$5,000	\$5,000			
CELLEBRITE PREMIUM SOFTWARE	1	\$50,000			\$50,000	\$50,000		\$50,000		
				\$9,250	\$55,000	\$64,250	\$14,250	\$50,000		
<b>2075 DA NEU</b>										
REPLACEMENT LAPTOP PC W/DOCK	3	\$2,000		\$6,000		\$6,000	\$6,000			
				\$6,000		\$6,000	\$6,000			
<b>3045 CENTRAL PROCG CTR</b>										
REPLACEMENT STANDARD PC	2	\$1,500		\$3,000		\$3,000	\$3,000			
				\$3,000		\$3,000	\$3,000			
<b>ASSESSMENT</b>										
<b>1050 ASSESSMENT</b>										
REPLACEMENT STANDARD PC W/TWO MONITORS	1	\$1,750		\$1,750		\$1,750	\$1,750			
EAGLE VIEW - PICTOMERTY YR 3 OF 3	1	\$215,702	\$215,702			\$215,702		\$215,702		
			\$215,702	\$1,750		\$217,452	\$1,750	\$215,702		

Description	Qty	Unit Cost	Operating	Capital Request		Total Cost	County	Funding		Trade
				Inventory	Capital			Grant	Other	
<b>COUNTY BUILDINGS</b>										
<b>1030 EXECUTIVE PLAZA</b>										
REPLACE HVAC SYSTEM	0	\$1,000,000								
NEW CARPET	0	\$30,000								
<b>1031 COURT HOUSE</b>										
REPLACE VAN VEHICLE	0	\$50,000								
REPLACE HVAC SYSTEM	1	\$2,000,000			\$2,000,000	\$2,000,000	\$2,000,000			
REPLACEMENT STANDARD PC W/TWO MONITORS	2	\$1,750		\$3,500		\$3,500		\$3,500		
DOORS STAIRWELL	2	\$9,000		\$18,000		\$18,000		\$18,000		
STAIRWELL DOORS	2	\$8,500		\$17,000		\$17,000		\$17,000		
EXIT DOORS EXTERIOR	1	\$23,000		\$23,000		\$23,000		\$23,000		
ENTRANCE DOOR EXTERIOR	1	\$26,000		\$26,000		\$26,000		\$26,000		
OUTSIDE VACUUM	1	\$4,000		\$4,000		\$4,000		\$4,000		
ROLLOVER OFFICE RENOVATION	1	\$40,000		\$40,000		\$40,000		\$40,000		
ROLLOVER SHERIFF BUILDOUT	1	\$35,000		\$35,000		\$35,000		\$35,000		
ROLLOVER ASBESTOS REMOVAL	1	\$22,000		\$22,000		\$22,000		\$22,000		
				\$188,500	\$2,000,000	\$2,188,500		\$2,188,500		
<b>1032 LYSOCK COMPLEX</b>										
REPLACE WATER SOURCE HEAT PUMPS HVAC	1	\$2,000,000			\$2,000,000	\$2,000,000		\$2,000,000		
LED LIGHTING	1	\$20,000	\$20,000			\$20,000		\$20,000		
HVAC CONTROLS	1	\$40,000	\$40,000			\$40,000		\$40,000		
RAMP REPLACEMENT	1	\$90,000			\$90,000	\$90,000		\$90,000		
DOOR REPLACEMENT	1	\$20,000		\$20,000		\$20,000		\$20,000		
DOOR REPLACEMENT	1	\$12,000		\$12,000		\$12,000		\$12,000		
REYEV BUILDING	1	\$20,000		\$20,000		\$20,000		\$20,000		
SKID STEER LOADER	1	\$70,000			\$70,000	\$70,000		\$70,000		
ROLLOVER ENGINEERING HVAC SYSTEM	1	\$150,000			\$150,000	\$150,000		\$150,000		
ROLLOVER DOOR REPLACEMENT	1	\$10,000		\$10,000		\$10,000		\$10,000		
ROLLOVER REKEY BUILDING	1	\$20,000		\$20,000		\$20,000		\$20,000		
ROLLOVER MAINTENANCE GARAGE	1	\$40,000		\$40,000		\$40,000		\$40,000		
			\$60,000	\$122,000	\$2,310,000	\$2,492,000		\$2,492,000		
<b>1033 RTE 405 PROPERTY</b>										
NEW CONCRETE REAR STEPS	1	\$35,000		\$35,000		\$35,000		\$35,000		
SEAL PARKING LOT	1	\$6,000		\$6,000		\$6,000		\$6,000		
				\$41,000		\$41,000		\$41,000		

Description	Qty	Unit Cost	Operating	Capital Request		Total Cost	County	Funding		Trade
				Inventory	Capital			Grant	Other	
<b>COUNTY BUILDINGS</b>										
<b>1034 3RD ST PLAZA</b>										
CARPET	0	\$0								
RESTROOM FIXTURES	2	\$8,000	\$16,000			\$16,000	\$16,000			
NEW STANDARD PC	4	\$1,500		\$6,000		\$6,000	\$6,000			
RENOVATIONS TO 1ST & 3RD FLOORS	1	\$3,000,000			\$3,000,000	\$3,000,000	\$3,000,000			
ROLLOVER ELEVATOR UPGRADE	1	\$600,000			\$600,000	\$600,000	\$600,000			
ROLLOVER NEW ROOF	1	\$50,000			\$50,000	\$50,000	\$50,000			
ROLLOVER FIRE ALARM SYSTEM	1	\$200,000			\$200,000	\$200,000	\$200,000			
			\$16,000	\$6,000	\$3,850,000	\$3,872,000	\$3,872,000			
<b>1035 CNTY BLDG PRC</b>										
FRONT RECEPTION COUNTER	1	\$40,000		\$40,000		\$40,000	\$40,000			
KITCHEN DOOR	1	\$10,000		\$10,000		\$10,000	\$10,000			
				\$50,000		\$50,000	\$50,000			
<b>FISCAL SERVICES</b>										
<b>1090 BUDGET &amp; FINANCE</b>										
REPLACEMENT STANDARD PC W/TWO MONITORS	2	\$1,750		\$3,500		\$3,500	\$3,500			
PAYMENT 1 OF 3 FOR ACCOUNTING SOFTWARE REPLACEMENT	1	\$333,333			\$333,333	\$333,333	\$333,333			
				\$3,500	\$333,333	\$336,833	\$336,833			
<b>PCD</b>										
<b>1100 PCD-PLANNING COMMISSION</b>										
REPLACEMENT HIGH PERFORMANCE PC	5	\$2,500		\$12,500		\$12,500	\$12,500			
REPLACEMENT LAPTOP PC	1	\$1,600		\$1,600		\$1,600	\$1,600			
				\$14,100		\$14,100	\$14,100			
<b>1101 PCD-ZONING</b>										
VEHICLE	1	\$30,000			\$30,000	\$30,000	\$30,000			
					\$30,000	\$30,000	\$30,000			
<b>HUMAN SERVICES</b>										
<b>1120 HUMAN RESOURCES</b>										
REPLACEMENT LAPTOP PC W/DOCK (DIRECTOR?)	1	\$2,000		\$2,000		\$2,000	\$2,000			
				\$2,000		\$2,000	\$2,000			

Description	Qty	Unit Cost	Operating	Capital Request		Total Cost	County	Funding		Trade
				Inventory	Capital			Grant	Other	
<b>HUMAN SERVICES</b>										
<b>5020 MILITARY AFFAIRS</b>										
REPLACEMENT STANDARD PC W/TWO MONITORS	1	\$1,750		\$1,750		\$1,750	\$1,750			
REPLACEMENT MEDIUM COPIER	1	\$6,500			\$6,500	\$6,500	\$6,500			
				\$1,750	\$6,500	\$8,250	\$8,250			
<b>INFORMATION SERVICES</b>										
<b>1040 VOTER REGISTRATION</b>										
REPLACEMENT LAPTOP PC (CLEAR BALLOT)	8	\$2,500		\$20,000		\$20,000	\$20,000			
REPLACEMENT MEDIUM COPIER	1	\$6,500			\$6,500	\$6,500	\$6,500			
SEE 1041	1	\$0								
				\$20,000	\$6,500	\$26,500	\$26,500			
<b>1041 CONDUCT OF ELECTIONS</b>										
ADA IMPROVEMENTS	1	\$750,000			\$750,000	\$750,000	\$750,000			
					\$750,000	\$750,000	\$750,000			

Description	Qty	Unit Cost	Operating	Capital Request		Total Cost	County	Funding		Trade
				Inventory	Capital			Grant	Other	
<b>INFORMATION SERVICES</b>										
<b>1110 INFORMATION SYSTEMS</b>										
REPLACEMENT STANDARD PC W/TWO MONITORS	18	\$1,750		\$31,500		\$31,500	\$31,500			
REPLACEMENT LAPTOP PC	1	\$1,600		\$1,600		\$1,600	\$1,600			
NETWORK UPGRADES	1	\$50,000			\$50,000	\$50,000	\$50,000			
SECURITY UPGRADES	1	\$50,000			\$50,000	\$50,000	\$50,000			
UPS BATTERY REPLACEMENTS	1	\$5,000			\$5,000	\$5,000	\$5,000			
REPLACEMENT TABLET/IPAD	10	\$600		\$6,000		\$6,000	\$6,000			
UCS SERVER REFRESH	0	\$150,000								
REPLACEMENT ALBERT SENSORS	3	\$10,000			\$30,000	\$30,000	\$30,000			
RESEARCH & DEVELOPMENT	1	\$50,000			\$50,000	\$50,000	\$50,000			
VIDEO SURVEILLANCE CAMERA - COUNTY WIDE	1	\$325,000			\$325,000	\$325,000	\$325,000			
REPLACEMENT UPS FOR TSP SERVER ROOM	1	\$150,000			\$150,000	\$150,000	\$150,000			
TRELLIX SOFTWARE FOR COUNTY (EDR - ANTIVIRUS)	1	\$30,000			\$30,000	\$30,000	\$30,000			
UPS FOR ARMSTRONG TOWER	1	\$8,000			\$8,000	\$8,000	\$8,000			
CONTINGENCY	0	\$300,000								
POLYCOM (IT, CR2, CR3,CR4, CR5) W/SUPPORT AGREEMNT	5	\$9,500			\$47,500	\$47,500	\$47,500			
POLYCOM (PRISON) W/SUPPORT AGREEMENT	1	\$4,500		\$4,500		\$4,500	\$4,500			
ROLLOVER REPLACEMENT HIGH POWER GIS PCS	6	\$2,500		\$15,000		\$15,000	\$15,000			
ROLLOVER REPLACEMENT UPS UNITS/BATTERIES	1	\$5,000			\$5,000	\$5,000	\$5,000			
ROLLOVER BREAK FIX TABLETS/IPADS	5	\$600		\$3,000		\$3,000	\$3,000			
ROLLOVER NETWORK UPGRADES	1	\$100,000			\$100,000	\$100,000	\$100,000			
ROLLOVER SECURITY UPGRADES	1	\$200,000			\$200,000	\$200,000	\$200,000			
VOIP GATEWAY SERVICE	1	\$20,000			\$20,000	\$20,000	\$20,000			
ROLLOVER REPLACEMENT UPS	1	\$46,463			\$46,463	\$46,463	\$46,463			
				\$61,600	\$1,116,963	\$1,178,563	\$1,178,563			
<b>1112 MAIL SERVICES</b>										
MAILROOM SECURITY RENOVATION	0	\$30,000								
<b>1114 RECORDS RETENTION</b>										
OTHER TECHNOLOGY ITEM	1	\$30,000			\$30,000	\$30,000	\$30,000			
					\$30,000	\$30,000	\$30,000			

**COURT SERVICES**

Date: 12/22/23

Description	Qty	Unit Cost	Operating	Capital Request		Total Cost	County	Funding		Trade
				Inventory	Capital			Grant	Other	
<b>COURT SERVICES</b>										
<b>2060 PUBLIC DEFENDER</b>										
REPLACEMENT LAPTOP PC W/DOCK	1	\$2,000		\$2,000		\$2,000	\$2,000			
				\$2,000		\$2,000	\$2,000			
<b>COURT SERVICES</b>										
<b>2090 COURTS</b>										
REPLACEMENT STANDARD PC W/TWO MONITORS	4	\$1,750		\$7,000		\$7,000	\$7,000			
REPLACEMENT LAPTOP PC W/DOCK	4	\$2,000		\$8,000		\$8,000	\$8,000			
				\$15,000		\$15,000	\$15,000			
<b>2121 DISTRICT JUDGE - BIICHLE</b>										
FIREPROOF FILE CABINET	1	\$3,000		\$3,000		\$3,000	\$3,000			
NEW STANDARD PC	1	\$1,500		\$1,500		\$1,500	\$1,500			
NEW MONITOR ADD'L	1	\$250		\$250		\$250	\$250			
				\$4,750		\$4,750	\$4,750			
<b>3010 ADULT PROBATION</b>										
BODY ARMOUR	3	\$875	\$2,625			\$2,625	\$2,625			
REPLACEMENT STANDARD PC W/TWO MONITORS	9	\$1,750		\$15,750		\$15,750	\$15,750			
REPLACEMENT LAPTOP PC	2	\$1,600		\$3,200		\$3,200	\$3,200			
GLOCK HANDGUN	3	\$393	\$1,179			\$1,179	\$1,179			
AR-15 RIFLE	1	\$1,875	\$1,875			\$1,875	\$1,875			
OFFICE SIGNAGE	1	\$1,611		\$1,611		\$1,611	\$1,611			
AMMO TRAINING/DUTY	1	\$8,600	\$8,600			\$8,600	\$8,600			
			\$14,279	\$20,561		\$34,840	\$34,840			
<b>3050 JUVENILE PROBATION</b>										
REPLACEMENT LAPTOP PC W/DOCK	3	\$2,000		\$6,000		\$6,000	\$6,000			
REPLACEMENT STANDARD PC W/TWO MONITORS	3	\$1,750		\$5,250		\$5,250	\$5,250			
TASERS	13	\$720	\$9,360			\$9,360	\$9,360			
GLOCK DUTY FIREARMS W/ SIGHT AND HOLSTER	13	\$892	\$11,590			\$11,590	\$11,590			
			\$20,950	\$11,250		\$32,200	\$32,200			

**PRISON SERVICES**

Description	Qty	Unit Cost	Operating	Capital Request		Total Cost	County	Funding		Trade
				Inventory	Capital			Grant	Other	
<b>PRISON SERVICES</b>										
<b>3020 COUNTY PRISON</b>										
HATCO INDUSTRIAL TOASTER	1	\$2,500		\$2,500		\$2,500	\$2,500			
INTENSIVE USE CHAIR	2	\$1,775	\$3,550			\$3,550	\$3,550			
PORTABLE RADIOS	4	\$500		\$2,000		\$2,000	\$2,000			
COMMERCIAL DRYER	1	\$14,500			\$14,500	\$14,500	\$14,500			
VIDEO SURVEILLANCE CAMERA REPLACEMENT	1	\$30,000			\$30,000	\$30,000	\$30,000			
SHOWER REPAIR	1	\$2,000	\$2,000			\$2,000	\$2,000			
REPLACEMENT STANDARD PC W/TWO MONITORS	9	\$1,750		\$15,750		\$15,750	\$15,750			
REPLACEMENT TABLET/IPAD	1	\$600		\$600		\$600	\$600			
DOOR MOTORS/BRACKETS/TRACKING	1	\$20,000	\$20,000			\$20,000	\$20,000			
LED LIGHT CONVERSION	1	\$1,300	\$1,300			\$1,300	\$1,300			
WATER SUPPLY LINE REPAIR	1	\$2,300	\$2,300			\$2,300	\$2,300			
GAS MASK RIOT FILTERS	2	\$165	\$330			\$330	\$330			
DETENTION FURNITURE REPLACEMENT	1	\$6,000	\$6,000			\$6,000	\$6,000			
RANGE REPLACEMENT	1	\$7,000			\$7,000	\$7,000	\$7,000			
FAUCET REPLACEMENTS	1	\$1,200	\$1,200			\$1,200	\$1,200			
SHELVING LAUNDRY	1	\$2,500	\$2,500			\$2,500	\$2,500			
KITCHEN HOOD DISCONNECTS	1	\$5,700		\$5,700		\$5,700	\$5,700			
CONCRETE REPAIRS	1	\$25,000		\$25,000		\$25,000	\$25,000			
KITCHEN GAS FRYER	1	\$11,500			\$11,500	\$11,500	\$11,500			
SUB4 CONTROL DESK REPLACEMENT	1	\$5,000		\$5,000		\$5,000	\$5,000			
WINDOW REPLACEMENTS	1	\$6,000		\$6,000		\$6,000	\$6,000			
PIPE FREEZING MACHINE	1	\$5,000			\$5,000	\$5,000	\$5,000			
HVAC UPGRADES	1	\$10,000		\$10,000		\$10,000	\$10,000			
HANDICAP RAMP FOR SALLYPORT	1	\$500		\$500		\$500	\$500			
INSULATE DUCT WORK	1	\$6,000		\$6,000		\$6,000	\$6,000			
PLASMA CUTTER	1	\$2,000		\$2,000		\$2,000	\$2,000			
WELDER	1	\$2,000		\$2,000		\$2,000	\$2,000			
BUILDING EXTERIOR FRONT OF BUILDING	1	\$10,000		\$10,000		\$10,000	\$10,000			
WINDOW FRAME REPAIRS	1	\$3,500		\$3,500		\$3,500	\$3,500			
TRANSFORMERS	1	\$49,500			\$49,500	\$49,500	\$49,500			
ROBOT COUPE DICER ULTRA - KITCHEN APPLIANCE	1	\$2,130		\$2,130		\$2,130	\$2,130			
BODY ARMOR	1	\$9,200	\$9,200			\$9,200	\$9,200			
NEW MEDIUM COPIER	1	\$6,800			\$6,800	\$6,800	\$6,800			
KITCHEN HOOD DISCONNECTS (ROLLOVER)	1	\$800		\$800		\$800	\$800			
BOILER BALANCING (ROLLOVER)	1	\$8,500		\$8,500		\$8,500	\$8,500			
VOLCANO (ROLLOVER)	1	\$4,000		\$4,000		\$4,000	\$4,000			

Description	Qty	Unit Cost	Capital Request			Total Cost	County	Funding		
			Operating	Inventory	Capital			Grant	Other	Trade
<b>PRISON SERVICES</b>										
			\$48,380	\$111,980	\$124,300	\$284,660	\$284,660			
<b>3030 PRE-RELEASE</b>										
WARDROBE CABINETS	20	\$650	\$13,000			\$13,000	\$13,000			
BED FRAMES	4	\$600	\$2,400			\$2,400	\$2,400			
MATTRESSES	25	\$300	\$7,500			\$7,500	\$7,500			
VIDEO SURVEILLANCE	1	\$10,000			\$10,000	\$10,000	\$10,000			
TASER (X26P)	2	\$1,350	\$2,700			\$2,700	\$2,700			
FOOD SERVICE CONVECTION OVEN	1	\$6,000			\$6,000	\$6,000	\$6,000			
REPLACEMENT LAPTOP PC	1	\$1,600		\$1,600		\$1,600	\$1,600			
REPLACEMENT STANDARD PC	4	\$1,500		\$6,000		\$6,000	\$6,000			
KITCHEN OFFICE DOOR	1	\$8,500		\$8,500		\$8,500	\$8,500			
SHELVING FOR FREEZER	1	\$800		\$800		\$800	\$800			
PADLOCKS FOR LOCKERS	1	\$750		\$750		\$750	\$750			
PRIVACY FENCE SCREENING FOR FEMALE COURTYARD	1	\$1,700		\$1,700		\$1,700	\$1,700			
METAL SHELVING FOR MALE & FEMALE ATTIC	1	\$1,850		\$1,850		\$1,850	\$1,850			
GARAGE MEZANINE	1	\$1,200		\$1,200		\$1,200	\$1,200			
VIDEO SURVEILLANCE (ROLLOVER FROM 2022)	1	\$20,000			\$20,000	\$20,000	\$20,000			
VIDEO SURVEILLANCE	1	\$10,000			\$10,000	\$10,000	\$10,000			
GARAGE DOORS FOR LOWER GARAGE (ROLLOVER)	1	\$2,000		\$2,000		\$2,000	\$2,000			
COURTYARD FENCE (ROLLOVER FROM 2022)	1	\$6,300		\$6,300		\$6,300	\$6,300			
			\$25,600	\$30,700	\$46,000	\$102,300	\$102,300			

**PUBLIC SAFETY / SERVICES**



Description	Qty	Unit Cost	Operating	Capital Request		Total Cost	County	Funding		Trade
				Inventory	Capital			Grant	Other	
<b>PUBLIC SAFETY / SERVICES</b>										
<b>3070 COMMUNICATIONS</b>										
MDT INFRASTRUCTURE	0	\$0								
INTERFACE WITH CAD	1	\$25,000	\$25,000			\$25,000	\$25,000			
REPLACEMENT STANDARD PC W/3 MONITORS	8	\$1,750		\$14,000		\$14,000	\$14,000			
ELECTRIC LINE BURIAL SHRIVERS RIDGE	1	\$150,000	\$150,000			\$150,000	\$150,000			
HVAC UNITS (2)	2	\$17,500			\$35,000	\$35,000	\$35,000			
CIVIL WORK - CONTINGENCY (ROLLOVER)	1	\$112,212			\$112,212	\$112,212	\$112,212			
NEW TOWER JERSEY SHORE (ROLLOVER)	1	\$112,133			\$112,133	\$112,133	\$112,133			
MOTOROLA BASE RADIOS/CONSOLES (ROLLOVER)	1	\$418,416			\$418,416	\$418,416	\$418,416			
COMPLETE COLUMBIA 02 SITE (ROLLOVER)	1	\$22,645			\$22,645	\$22,645	\$22,645			
NOKIA MICROWAVE (ROLLOVER)	1	\$412,074			\$412,074	\$412,074	\$412,074			
COMPLETE LYCOMING 01 SITE	1	\$111,100			\$111,100	\$111,100	\$111,100			
COMPLETE HESKER HILL SITE (ROLLOVER)	1	\$145,241			\$145,241	\$145,241	\$145,241			
NEW TOWER TSP (ROLLOVER)	1	\$34,610			\$34,610	\$34,610	\$34,610			
NEW TOWER MUNCY (ROLLOVER)	1	\$113,759			\$113,759	\$113,759	\$113,759			
COMPLETE HUGHESVILLE TOWER (ROLLOVER)	1	\$193,433			\$193,433	\$193,433	\$193,433			
KOYA LOGGING HUGHESVILLE TOWER (ROLLOVER)	1	\$120,000			\$120,000	\$120,000	\$120,000			
			\$175,000	\$14,000	\$1,830,623	\$2,019,623	\$2,019,623			
<b>3071 EMERGENCY MANAGEMENT</b>										
REPLACEMENT STANDARD PC W/TWO MONITORS	2	\$1,750		\$3,500		\$3,500	\$3,500			
REPLACEMENT LAPTOP PC	6	\$1,600		\$9,600		\$9,600	\$9,600			
REPLACEMENT PROJECTORS FOR DPS (2) & TSP (1) EOCS	3	\$3,000		\$9,000		\$9,000	\$9,000			
REPLACEMENT AUTOMATIC STREAM GAUGE	1	\$10,000			\$10,000	\$10,000	\$10,000			
STREAM GAUGE CAMERA SYSTEM	1	\$10,000			\$10,000	\$10,000	\$10,000			
REPLACE FLASH FLOOD SERVER	1	\$20,000			\$20,000	\$20,000	\$20,000			
				\$22,100	\$40,000	\$62,100	\$62,100			

Description	Qty	Unit Cost	Operating	Capital Request		Total Cost	County	Funding		Trade
				Inventory	Capital			Grant	Other	
<b>PUBLIC SAFETY / SERVICES</b>										
<b>3073 EMS</b>										
SIMULAIDS FULL BODY MANIKIN W/ EXTRA ARM CARRY BAG	1	\$5,232	\$5,232			\$5,232	\$5,232			
FATAL VISON OPIOD	1	\$7,318	\$7,318			\$7,318	\$7,318			
ALCOHOL/MARIJUANA POLY DRUG KITS MATERNAL AND NEONATAL BIRTHING MANNEQUIN	1	\$5,000		\$5,000		\$5,000	\$5,000			
REPLACEMENT MEDIUM COPIER	1	\$6,500			\$6,500	\$6,500	\$6,500			
			\$12,550	\$5,000	\$6,500	\$24,050	\$24,050			
<b>3074 HAZ-MAT</b>										
REPLACEMENT LAPTOP PC	1	\$1,600		\$1,600		\$1,600	\$1,600			
P25 MOBILE RADIO	1	\$8,000			\$8,000	\$8,000	\$8,000			
				\$1,600	\$8,000	\$9,600	\$9,600			
<b>7020 COUNTY FARM</b>										
SICKLE BAR MOWER	1	\$7,000			\$7,000	\$7,000	\$7,000			
NEW BARN DOORS	1	\$4,000		\$4,000		\$4,000	\$4,000			
CONCRETE REPAIRS AT MAIN DOORS	1	\$1,600		\$1,600		\$1,600	\$1,600			
				\$5,600	\$7,000	\$12,600	\$12,600			
<b>7030 COOPERATIVE EXTENSION</b>										
REPLACEMENT LAPTOP PC	2	\$1,600		\$3,200		\$3,200	\$3,200			
REPLACEMENT STANDARD PC	1	\$1,500		\$1,500		\$1,500	\$1,500			
REPLACEMENT MEDIUM COPIER	1	\$6,500			\$6,500	\$6,500	\$6,500			
				\$4,700	\$6,500	\$11,200	\$11,200			
<b>7040 CONSERVATION DISTRICT</b>										
REPLACEMENT STANDARD PC W/TWO MONITORS	1	\$1,750		\$1,750		\$1,750	\$1,750			
				\$1,750		\$1,750	\$1,750			
<b>Total GENERAL FUND</b>			<b>\$639,402</b>	<b>\$864,320</b>	<b>\$14,341,741</b>	<b>\$15,845,464</b>	<b>\$15,472,762</b>	<b>\$365,702</b>	<b>\$7,000</b>	
						Total Cost Minus Operating	<b>\$15,206,061</b>			
<b>PUBLIC SAFETY / SERVICES</b>										
<b>3702 HAZ-MAT SPECIAL REVENUE</b>										
REPLACEMENT LAPTOP PC	1	\$1,600		\$1,600		\$1,600	\$1,600			
				\$1,600		\$1,600	\$1,600			
<b>Total SPECIAL REVENUE FUNDS</b>				<b>\$1,600</b>		<b>\$1,600</b>	<b>\$1,600</b>	<b>\$1,600</b>		
						Total Cost Minus Operating	<b>\$1,600</b>			
<b>RESOURCE MANAGEMENT SERVICES</b>										

Description	Qty	Unit Cost	Operating	Capital Request		Total Cost	County	Funding		
				Inventory	Capital			Grant	Other	Trade
<b>RESOURCE MANAGEMENT SERVICES</b>										
<b>4101 ADMINISTRATION</b>										
REPLACEMENT STANDARD PC W/TWO MONITORS	5	\$1,750		\$8,750		\$8,750	\$8,750			
REPLACEMENT LAPTOP PC	1	\$1,600		\$1,600		\$1,600	\$1,600			
SOUTH ENTRY SIGNAGE (ROLLOVER)	1	\$25,000		\$25,000		\$25,000	\$25,000			
HEAT LOOP REPAIR (ROLLOVER)	1	\$500,000			\$500,000	\$500,000	\$500,000			
SOUTH ENTRANCE (ROLLOVER)	1	\$1,000,000			\$1,000,000	\$1,000,000	\$1,000,000			
FUEL ISLAND (ROLLOVER)	1	\$1,200,000			\$1,200,000	\$1,200,000	\$1,200,000			
SECURITY UPGRADES (ROLLOVER)	1	\$50,000			\$50,000	\$50,000	\$50,000			
RADIATION DETECTION UPGRADES	1	\$30,000			\$30,000	\$30,000	\$30,000			
PROPERTY FENCING	0	\$550,000								
REPLACEMENT OF UPS AT THE SCALE HOUSE	1	\$8,000			\$8,000	\$8,000	\$8,000			
REPLACEMENT OF WATER TOWER UPS	1	\$1,600		\$1,600		\$1,600	\$1,600			
				\$36,950	\$2,788,000	\$2,824,950	\$2,824,950			
<b>4201 EARTH MOVING</b>										
REPLACE 2007 CAT D8T DOZ-20 (ROLLOVER)	0	\$989,730								
(ROLLOVER) 2016 CAT D6 DOZER-24UNDERCARIAGEREBUILD	1	\$60,000			\$60,000	\$60,000	\$60,000			
					\$60,000	\$60,000	\$60,000			
<b>4202 WASTE MOVEMENT</b>										
REPLACE 2016 CAT D6 DOZER DOZ-24	1	\$500,000			\$500,000	\$500,000	\$500,000			
REPLACE 2013 DOOSAN EXCAVATOR EXC-12	1	\$200,000			\$200,000	\$200,000	\$200,000			
REPLACE 2021 D8 DOZER	1	\$600,000			\$600,000	\$600,000	\$600,000			
CAT 836K LANDFILL COMPACTOR (ROLLOVER)	0	\$0								
					\$1,300,000	\$1,300,000	\$1,300,000			
<b>4203 STONE CRUSHER</b>										
REPLACE 2007 VOLVO LOADER L22E LOAD-27 (ROLLOVER)	1	\$1,000,000			\$1,000,000	\$1,000,000	\$1,000,000			
					\$1,000,000	\$1,000,000	\$1,000,000			

Description	Qty	Unit Cost	Operating	Capital Request		Total Cost	County	Funding		Trade
				Inventory	Capital			Grant	Other	
<b>RESOURCE MANAGEMENT SERVICES</b>										
<b>4204 SUPPORT SERVICES</b>										
REPLACE 2011 JD MOWER MWR-17	1	\$40,000			\$40,000	\$40,000	\$40,000			
REPLACEMENT 2012 T650 BOBCAT LOAD-32	1	\$95,000			\$95,000	\$95,000	\$95,000			
FORD BUCKET TRUCK (ROLLOVER)	1	\$175,000			\$175,000	\$175,000	\$175,000			
REPLACEMENT WATER TANK FOR SV-15	1	\$80,000			\$80,000	\$80,000	\$80,000			
REPLACE 2007 GMC SERVICE TRUCK SV-09	1	\$175,000			\$175,000	\$175,000	\$175,000			
FORD F550 BUCKET TRUCK REBUILD	1	\$50,000			\$50,000	\$50,000	\$50,000			
(ROLLOVER) REPLACEMENT 2012 POWER TRAC MWER MWR-16	1	\$50,000			\$50,000	\$50,000	\$50,000			
(ROLLOVER) FORESTRY CUT MOWER	1	\$25,000			\$25,000	\$25,000	\$25,000			
(ROLLOVER) SPRAYER ATTACHMENT FOR UTV	1	\$10,000			\$10,000	\$10,000	\$10,000			
					\$700,000	\$700,000	\$700,000			
<b>4206 WELD SHOP</b>										
ARC WELDER	1	\$15,000			\$15,000	\$15,000	\$15,000			
					\$15,000	\$15,000	\$15,000			
<b>4207 LECHATE COLLECTION</b>										
GOODWIN CAT WATER PUMP	1	\$40,000			\$40,000	\$40,000	\$40,000			
TANK AERATION & MIXING PROJECT	1	\$600,000			\$600,000	\$600,000	\$600,000			
TANK PIPING & PUMPS	1	\$100,000			\$100,000	\$100,000	\$100,000			
					\$740,000	\$740,000	\$740,000			
<b>4208 GAS COLLECTION</b>										
REPLACE 2008 CAT MINI EXCAVATOR EXC-10	1	\$60,000			\$60,000	\$60,000	\$60,000			
REPLACE 2019 POLARIS UTV	1	\$30,000			\$30,000	\$30,000	\$30,000			
FORCE MAIN TO WEST BRANCH (ROLLOVER)	1	\$1,950,000			\$1,950,000	\$1,950,000	\$1,950,000			
					\$2,040,000	\$2,040,000	\$2,040,000			
<b>4220 TRANSFER STATION</b>										
REPLACE 2013 MACK SEMI TRUCK TS TRAC-19	1	\$170,000			\$170,000	\$170,000	\$170,000			
REPLACEMENT LAPTOP PC	1	\$1,600		\$1,600		\$1,600	\$1,600			
REPLACE 2012 MAC TRANSFER TRUCK (ROLLOVER)	0	\$157,757								
SCALE REBUILD	1	\$125,000			\$125,000	\$125,000	\$125,000			
PENN COLLEGE PROPERTY	0	\$550,000								
				\$1,600	\$295,000	\$296,600	\$296,600			

Description	Qty	Unit Cost	Operating	Capital Request		Total Cost	County	Funding		Trade
				Inventory	Capital			Grant	Other	
<b>RESOURCE MANAGEMENT SERVICES</b>										
<b>4230 RESOURCE RECOVERY</b>										
RECYCLING CONTAINERS	5	\$10,000				\$50,000	\$50,000	\$50,000		
REPLACEMENT STANDARD PC W/TWO MONITORS	1	\$1,750		\$1,750		\$1,750	\$1,750	\$1,750		
SWEEPER BUCKET	1	\$8,000				\$8,000	\$8,000	\$8,000		
TIPPING FLOOR RESURFACE (ROLLOVER)	1	\$100,000				\$100,000	\$100,000	\$100,000		
BAILER REBUILD (ROLLOVER)	1	\$75,000				\$75,000	\$75,000	\$75,000		
STAR REPLACEMENT	1	\$65,000				\$65,000	\$65,000	\$65,000		
HIGH TIP BUCKET	1	\$40,000				\$40,000	\$40,000	\$40,000		
REPLACEMENT MEDIUM COPIER	1	\$6,500				\$6,500	\$6,500	\$6,500		
FIRE SUPPRESSION SYSTEM	1	\$1,000,000				\$1,000,000	\$1,000,000	\$1,000,000		
RADIO REPEATER	1	\$45,000				\$45,000	\$45,000	\$45,000		
TIPPING FLOOR WALLS/BIN REPLACEMENT	1	\$25,000		\$25,000		\$25,000	\$25,000	\$25,000		
WALKING FLOOR TRAILER	1	\$105,000				\$105,000	\$105,000	\$105,000		
REPLACEMENT OF WATER TOWER UPS	1	\$1,600		\$1,600		\$1,600	\$1,600	\$1,600		
OTHER TECHNOLOGY ITEM	1	\$350		\$350		\$350	\$350	\$350		
				\$28,700	\$1,494,500	\$1,523,200	\$1,523,200			
<b>Total ENTERPRISE FUNDS</b>					<b>\$67,250</b>	<b>\$10,432,500</b>	<b>\$10,499,750</b>	<b>\$10,499,750</b>		
				Total Cost Minus Operating		<b>\$10,499,750</b>				
<b>Total for Year 2024</b>			<b>\$639,402</b>	<b>\$933,170</b>	<b>\$24,774,241</b>	<b>\$26,346,814</b>	<b>\$25,972,512</b>	<b>\$367,302</b>	<b>\$7,000</b>	
				Total Cost Minus Operating		<b>\$25,707,411</b>				

## *DETAIL BY FUND AND DEPARTMENT*

# 2024 Budget by Fund and Dept

12-21-23

Account	Account Title	Prior Year Actual	Current Year Budget	Current Year Projected	New Year Budget	Budget Change
<b>0010 - COUNTY GENERAL</b>						
<b>1010 - COMMISSIONERS</b>						
4210226	FED-DOJ CESF PROGRAM	0	0	0	0	0
4220130	STATE DCED EIP GRANT 5YR	0	100,000	0	0	(100,000)
4510011	INT INC-CD 9160 MB&T	0	0	0	0	0
<b>Revenues - Total</b>		<b>0</b>	<b>100,000</b>	<b>0</b>	<b>0</b>	<b>(100,000)</b>
5010001	SALARY ELECTED OFFICIALS	223,522	235,974	237,205	249,065	(13,091)
5020004	SALARY-DIR OF ADMINISTRAT	115,608	122,001	121,992	125,652	(3,651)
5030001	SALARY-PROFESSIONAL STAFF	112,103	80,319	91,425	0	80,319
5040001	SALARY-STAFF	63,801	193,113	96,086	79,691	113,422
5070001	WAGES	262	13,420	0	0	13,420
5080006	OVERRIDE	1,256	0	613	0	0
5080021	INSURANCE OPT-OUT	2,596	3,000	1,688	1,000	2,000
5080022	SUPPLEMENTAL PAY	0	0	0	0	0
5080023	YEAREND BUY BACK	500	0	2,083	0	0
5080024	TERMINATION BUY BACK	1,061	0	335	0	0
5080029	CELL PHONE ALLOWANCE	1,874	3,960	2,057	2,640	1,320
5116001	SUPPLIES-OFFICE	1,013	3,500	2,628	3,500	0
5140001	EQUIP NON CAPITAL	0	200	39	200	0
5201501	TELEPHONE	330	510	327	510	0
5201508	CELLULAR TELEPHONES	1,947	2,100	2,041	2,100	0
5212001	POSTAGE	144	600	96	500	100
5213100	PROFESSIONAL DUES	63,297	28,000	28,820	28,000	0
5213105	CONFERENCES/SEMINARS	2,444	6,000	2,248	6,000	0
5213302	STAFF TRAINING & DEVELOP	0	0	466	0	0
5214000	TRAVEL & TRANSPORTATION	4,365	6,000	6,318	6,000	0
5214106	TRAVEL - EZ PASS	6	0	20	0	0
5215100	ADVERTISING EXPENSE	1,411	4,000	3,088	4,000	0
5216501	RENTAL-LEASED VEHICLES	6,266	6,304	5,193	7,000	(696)
5219108	OTHER GENERAL OPERATING	362	2,910	25	3,500	(590)
5219111	OTHGEN-INTERNS STIPENDS	75	1,200	0	1,200	0
5231100	PROFSVC-LEGAL SERVICES	5,668	0	23,231	0	0
5231113	PROFSVC-LEGAL SVCS - RTK	1,674	10,000	0	10,000	0
5231221	PROFSVC-INVESTMENT MGT	48,000	58,280	32,585	65,000	(6,720)
5232001	CONTRMAINT-EQUIPMENT	2,382	4,956	1,179	0	4,956
5232005	CONTRMAINT-GPS UNITS	128	230	257	230	0
5233021	PURSVC-DRG/ALCOHOL SCREEN	190	0	299	0	0
5233400	CONTRACTED EMPLOYMT SVCS	0	0	0	0	0
5251022	GG-COMMISSIONER INIT EXP	97,465	243,963	195,951	245,000	(1,037)
5251030	PUBLIC AFFAIRS CAPABILITI	62	32,730	0	30,000	2,730
5251031	GG-MH FIRST AID TRAINING	0	0	0	0	0
5253400	PS - COVID-19	0	0	0	0	0
5471000	M&R-DIESEL FUEL & GAS	45	200	110	200	0
5471003	M&R-VEHICLE REPAIRS	564	500	1,156	500	0
5831004	DENTAL / REGULAR	6,044	7,027	5,877	3,985	3,042

## 2024 Budget by Fund and Dept

12-21-23

Account	Account Title	Prior Year Actual	Current Year Budget	Current Year Projected	New Year Budget	Budget Change
5831007	PRESCRIPTION DRUGS	9,973	12,438	9,489	11,500	938
5831009	CORESOURCE CLAIMS	82,369	167,447	92,468	90,090	77,357
5831017	CORESOURCE ADMIN FEE	13,919	18,789	17,539	51,071	(32,282)
5832000	SOCIAL SECURITY	37,905	45,319	33,486	34,839	10,480
5834000	LIFE INSURANCE	190	211	170	146	65
5835000	WORKER COMP	590	872	480	1,636	(764)
5838000	RETIREMENT FUND	29,451	21,673	0	21,673	0
5851011	FEDGR-DOJ CESF PROGRAM	0	0	0	0	0
5870206	REIMBEXP-EE PAYROLL DEDUC	19,440	19,663	0	23,000	3,337
5870207	REIMBEXP-NONRAINBW PR DED	23	0	0	0	0
<b>Expenditures - Total</b>		<b>921,398</b>	<b>1,318,083</b>	<b>1,019,070</b>	<b>1,063,427</b>	<b>254,656</b>
<b>1010 - COMMISSIONERS - Total</b>		<b>921,398</b>	<b>1,218,083</b>	<b>1,019,070</b>	<b>1,063,427</b>	<b>154,656</b>



# 2024 Budget by Fund and Dept

12-21-23

Account	Account Title	Prior Year Actual	Current Year Budget	Current Year Projected	New Year Budget	Budget Change
<b>0010 - COUNTY GENERAL</b>						
<b>1020 - SOLICITORS</b>						
5231100	PROFSVC-LEGAL SERVICES	183,083	195,000	216,210	195,000	0
5231101	PROFSVC-ASST CNTY SOLICIT	0	0	0	0	0
<b>Expenditures - Total</b>		<b>183,083</b>	<b>195,000</b>	<b>216,210</b>	<b>195,000</b>	<b>0</b>
<b>1020 - SOLICITORS - Total</b>		<b>183,083</b>	<b>195,000</b>	<b>216,210</b>	<b>195,000</b>	<b>0</b>

# 2024 Budget by Fund and Dept

12-21-23

Account	Account Title	Prior Year Actual	Current Year Budget	Current Year Projected	New Year Budget	Budget Change
<b>0010 - COUNTY GENERAL</b>						
<b>1030 - CNTY BUILD EXECUTIVE PL</b>						
4715003	RENT-EXECUTIVE PLAZA	72,036	72,036	83,781	0	(72,036)
4950001	SALE OF MEADOWS	0	3,401,525	0	0	(3,401,525)
<b>Revenues - Total</b>		<b>72,036</b>	<b>3,473,561</b>	<b>83,781</b>	<b>0</b>	<b>(3,473,561)</b>
5040001	SALARY-STAFF	206,896	218,601	280,685	325,819	(107,218)
5080003	OVERTIME	1,278	1,000	1,181	0	1,000
5080004	HOLIDAY OVERTIME	129	350	0	0	350
5080005	ON-CALL	1,181	1,200	2,661	0	1,200
5080020	SHIFT DIFFERENTIAL	669	800	666	0	800
5080021	INSURANCE OPT-OUT	0	0	0	0	0
5080022	SUPPLEMENTAL PAY	0	0	0	0	0
5080023	YEAREND BUY BACK	0	0	0	0	0
5080024	TERMINATION BUY BACK	0	0	0	0	0
5112002	SUPPLIES-HOUSEKEEPING	3,513	3,500	3,834	0	3,500
5130001	SUPPLIES-MAINT. & REPAIR	769	3,000	1,321	0	3,000
5140001	EQUIP NON CAPITAL	188	300	0	0	300
5140008	DESIGNATED NON-CAPITAL	0	15,220	0	0	15,220
5199000	OTHER MATERIAL & SUPPLIES	0	0	0	0	0
5201100	ELECTRIC	29,780	45,000	30,298	0	45,000
5201200	NATURAL GAS	5,253	11,000	4,025	0	11,000
5201400	WATER AND SEWER	6,346	9,320	7,818	0	9,320
5201508	CELLULAR TELEPHONES	1,876	1,700	1,341	0	1,700
5215100	ADVERTISING EXPENSE	0	0	0	0	0
5219108	OTHER GENERAL OPERATING	57,346	59,940	74,890	0	59,940
5231210	PROFSVC-PROPERTY MGMT	0	0	0	0	0
5232002	CONTRMAINT-ELEVATOR	1,572	1,800	1,717	0	1,800
5233014	PURSVC-CONTR CUSTODL SVC	1,904	2,000	1,796	0	2,000
5233400	CONTRACTED EMPLOYMT SVCS	0	0	0	0	0
5421000	M&R-BUILDINGS & IMPROVEME	8,303	10,000	11,746	0	10,000
5421500	M&R BLDS - DEPT MOVES	0	0	0	0	0
5471000	M&R-DIESEL FUEL & GAS	0	0	0	0	0
5831004	DENTAL / REGULAR	2,710	3,495	2,639	4,649	(1,154)
5831007	PRESCRIPTION DRUGS	9,429	8,248	0	0	8,248
5831009	CORESOURCE CLAIMS	77,416	112,188	0	108,108	4,080
5831017	CORESOURCE ADMIN FEE	12,993	12,459	0	46,416	(33,957)
5832000	SOCIAL SECURITY	8,988	12,081	0	25,002	(12,921)
5834000	LIFE INSURANCE	83	110	81	0	110
5835000	WORKER COMP	3,241	4,785	0	22,579	(17,794)
5838000	RETIREMENT FUND	5,425	3,993	0	0	3,993
5870206	REIMBEXP-EE PAYROLL DEDUC	8,363	13,725	0	0	(13,725)
<b>Expenditures - Total</b>		<b>438,924</b>	<b>528,365</b>	<b>426,698</b>	<b>532,573</b>	<b>(4,208)</b>
<b>1030 - CNTY BUILD EXECUTIVE PL - Total</b>		<b>366,888</b>	<b>(2,945,196)</b>	<b>342,917</b>	<b>532,573</b>	<b>(3,477,769)</b>

# 2024 Budget by Fund and Dept

12-21-23

Account	Account Title	Prior Year Actual	Current Year Budget	Current Year Projected	New Year Budget	Budget Change
<b>0010 - COUNTY GENERAL</b>						
<b>1031 - CNTY BUILD COURTHOUSE</b>						
5020001	SALARY DIRECTOR/DEPT HEAD	91,646	93,457	93,457	99,622	(6,165)
5040001	SALARY-STAFF	457,164	613,597	613,597	679,596	(65,999)
5070001	WAGES	1,668	37,131	0	38,183	(1,052)
5080003	OVERTIME	3,770	5,000	5,000	5,000	0
5080004	HOLIDAY OVERTIME	0	0	160	0	0
5080005	ON-CALL	2,861	1,500	1,280	1,280	220
5080006	OVERRIDE	0	0	0	0	0
5080020	SHIFT DIFFERENTIAL	3,904	3,000	3,000	3,000	0
5080021	INSURANCE OPT-OUT	2,385	3,000	3,478	5,000	(2,000)
5080022	SUPPLEMENTAL PAY	0	0	0	0	0
5080023	YEAREND BUY BACK	1,275	0	1,900	0	0
5080024	TERMINATION BUY BACK	1,378	0	577	0	0
5080029	CELL PHONE ALLOWANCE	645	660	639	660	0
5112002	SUPPLIES-HOUSEKEEPING	10,226	10,200	10,200	10,200	0
5116001	SUPPLIES-OFFICE	449	1,000	1,000	1,000	0
5130001	SUPPLIES-MAINT. & REPAIR	5,513	9,500	12,000	12,000	(2,500)
5140001	EQUIP NON CAPITAL	297	400	400	400	0
5140008	DESIGNATED NON-CAPITAL	0	46,500	0	0	46,500
5140009	ENC-SOFTWARE	0	0	0	0	0
5199000	OTHER MATERIAL & SUPPLIES	2,499	3,500	3,500	4,000	(500)
5201100	ELECTRIC	75,975	110,000	75,000	110,000	0
5201200	NATURAL GAS	19,601	35,000	20,000	25,000	10,000
5201201	FUEL EMER GENERATORS	875	1,000	500	1,000	0
5201400	WATER AND SEWER	7,424	13,800	12,000	13,800	0
5201501	TELEPHONE	1,672	2,000	2,000	2,000	0
5201508	CELLULAR TELEPHONES	3,478	4,550	5,700	6,500	(1,950)
5201512	PAGING SERVICE	360	480	480	480	0
5212001	POSTAGE	26	50	50	50	0
5213105	CONFERENCES/SEMINARS	0	2,000	2,000	2,000	0
5213302	STAFF TRAINING & DEVELOP	98	4,000	4,000	4,000	0
5214000	TRAVEL & TRANSPORTATION	0	3,000	3,000	3,000	0
5216501	RENTAL-LEASED VEHICLES	8,020	8,021	8,021	8,021	0
5219108	OTHER GENERAL OPERATING	5,132	6,000	6,000	6,000	0
5232001	CONTRMAINT-EQUIPMENT	30,015	55,000	55,000	55,000	0
5232002	CONTRMAINT-ELEVATOR	8,855	9,900	9,900	12,000	(2,100)
5233014	PURSV-CONTR CUSTODL SVC	4,910	5,000	5,500	6,000	(1,000)
5233021	PURSV-DRG/ALCOHOL SCREEN	810	0	1,050	0	0
5233030	PURSV-SECURITY	5,684	6,000	6,000	6,500	(500)
5421000	M&R-BUILDINGS & IMPROVEME	47,541	41,203	40,000	40,000	1,203
5421500	M&R BLDS - DEPT MOVES	18,304	0	9,861	0	0
5471000	M&R-DIESEL FUEL & GAS	2,461	3,000	2,000	3,000	0
5471003	M&R-VEHICLE REPAIRS	2,804	8,060	3,000	3,000	5,060
5831004	DENTAL / REGULAR	7,937	6,411	7,595	9,298	(2,887)

## 2024 Budget by Fund and Dept

12-21-23

Account	Account Title	Prior Year Actual	Current Year Budget	Current Year Projected	New Year Budget	Budget Change
5831007	PRESCRIPTION DRUGS	15,782	16,476	0	0	16,476
5831009	CORESOURCE CLAIMS	145,116	233,198	0	180,180	53,018
5831017	CORESOURCE ADMIN FEE	23,390	26,455	0	92,962	(66,507)
5832000	SOCIAL SECURITY	50,528	36,399	0	62,837	(26,438)
5834000	LIFE INSURANCE	365	331	380	442	(111)
5835000	WORKER COMP	10,929	16,140	0	53,901	(37,761)
5838000	RETIREMENT FUND	16,883	12,424	0	0	12,424
5870102	REIMBEXP-SALARIES	0	0	0	0	0
5870206	REIMBEXP-EE PAYROLL DEDUC	36,776	24,118	0	0	(24,118)
5870207	REIMBEXP-NONRAINBW PR DED	596	0	0	0	0
5870920	REIMBEXP-CAP-ACT 13	0	0	0	0	0
<b>Expenditures - Total</b>		<b>1,063,284</b>	<b>1,470,225</b>	<b>1,029,227</b>	<b>1,566,912</b>	<b>(96,687)</b>
<b>1031 - CNTY BUILD COURTHOUSE - Total</b>		<b>1,063,284</b>	<b>1,470,225</b>	<b>1,029,227</b>	<b>1,566,912</b>	<b>(96,687)</b>

# 2024 Budget by Fund and Dept

12-21-23

Account	Account Title	Prior Year Actual	Current Year Budget	Current Year Projected	New Year Budget	Budget Change
<b>0010 - COUNTY GENERAL</b>						
<b>1032 - LYSOCK COMPLEX</b>						
4715001	RENT-STATE AG-CENTER	55,636	56,252	56,300	57,103	851
4715002	RENT-FEDERAL AG-CENTER	45,148	45,148	274,708	45,638	490
4715010	RENT HIGHWAY SAFETY	0	0	0	0	0
4715017	RENT-LYSOCK COMPLEX	6,600	6,600	5,120	6,600	0
<b>Revenues - Total</b>		<b>107,384</b>	<b>108,000</b>	<b>336,128</b>	<b>109,342</b>	<b>1,342</b>
5040001	SALARY-STAFF	69,859	65,527	129,821	184,461	(118,934)
5080003	OVERTIME	3,614	3,000	3,000	3,000	0
5080004	HOLIDAY OVERTIME	0	0	0	0	0
5080005	ON-CALL	0	700	700	700	0
5080020	SHIFT DIFFERENTIAL	1,532	1,400	1,400	1,400	0
5080022	SUPPLEMENTAL PAY	0	0	0	0	0
5080023	YEAREND BUY BACK	395	0	651	0	0
5080024	TERMINATION BUY BACK	0	0	0	0	0
5112002	SUPPLIES-HOUSEKEEPING	2,980	3,900	3,900	4,200	(300)
5130001	SUPPLIES-MAINT. & REPAIR	1,456	4,000	5,000	5,500	(1,500)
5140001	EQUIP NON CAPITAL	293	400	400	400	0
5140008	DESIGNATED NON-CAPITAL	54,453	0	0	0	0
5201100	ELECTRIC	46,698	57,000	48,000	57,000	0
5201200	NATURAL GAS	8,750	10,000	10,000	12,000	(2,000)
5201300	HEATING OIL	0	500	0	0	500
5201400	WATER AND SEWER	8,248	7,000	7,000	8,000	(1,000)
5201501	TELEPHONE	303	320	320	320	0
5201508	CELLULAR TELEPHONES	0	0	0	0	0
5219108	OTHER GENERAL OPERATING	843	2,000	2,000	2,000	0
5230000	CONTRACTED SERVICES	4,629	5,000	5,000	5,000	0
5232002	CONTRMAINT-ELEVATOR	1,661	2,500	2,500	2,500	0
5421000	M&R-BUILDINGS & IMPROVEME	63,955	92,500	90,000	90,000	2,500
5471000	M&R-DIESEL FUEL & GAS	2,902	1,500	1,000	1,000	500
5831004	DENTAL / REGULAR	869	1,738	1,614	2,657	(919)
5831007	PRESCRIPTION DRUGS	3,775	5,146	0	0	5,146
5831009	CORESOURCE CLAIMS	27,189	72,528	0	72,072	456
5831017	CORESOURCE ADMIN FEE	4,529	7,774	0	25,194	(17,420)
5832000	SOCIAL SECURITY	2,989	5,192	0	14,111	(8,919)
5834000	LIFE INSURANCE	11	64	50	77	(13)
5835000	WORKER COMP	6,012	8,878	0	12,783	(3,905)
5838000	RETIREMENT FUND	9,535	7,017	0	0	7,017
5870206	REIMBEXP-EE PAYROLL DEDUC	4,023	7,871	0	0	(7,871)
<b>Expenditures - Total</b>		<b>323,457</b>	<b>357,713</b>	<b>312,355</b>	<b>504,375</b>	<b>(146,662)</b>
<b>1032 - LYSOCK COMPLEX - Total</b>		<b>216,073</b>	<b>249,713</b>	<b>(23,773)</b>	<b>395,034</b>	<b>(145,321)</b>

# 2024 Budget by Fund and Dept

12-21-23

Account	Account Title	Prior Year Actual	Current Year Budget	Current Year Projected	New Year Budget	Budget Change
<b>0010 - COUNTY GENERAL</b>						
<b>1033 - RTE 405 PROPERTY</b>						
5080003	OVERTIME	509	1,000	689	0	1,000
5130001	SUPPLIES-MAINT. & REPAIR	385	1,000	1,000	1,000	0
5140001	EQUIP NON CAPITAL	0	0	0	0	0
5140008	DESIGNATED NON-CAPITAL	0	0	0	60,000	(60,000)
5201100	ELECTRIC	4,467	6,000	5,200	6,000	0
5201400	WATER AND SEWER	605	650	459	650	0
5219108	OTHER GENERAL OPERATING	139	500	500	500	0
5230000	CONTRACTED SERVICES	0	0	0	0	0
5232001	CONTRMAINT-EQUIPMENT	7,732	9,000	5,666	0	9,000
5233014	PURSVC-CONTR CUSTODL SVC	147	375	375	375	0
5421000	M&R-BUILDINGS & IMPROVEME	317	5,000	5,000	5,000	0
<b>Expenditures - Total</b>		<b>14,302</b>	<b>23,525</b>	<b>18,889</b>	<b>73,525</b>	<b>(50,000)</b>
<b>1033 - RTE 405 PROPERTY - Total</b>		<b>14,302</b>	<b>23,525</b>	<b>18,889</b>	<b>73,525</b>	<b>(50,000)</b>

# 2024 Budget by Fund and Dept

12-21-23

Account	Account Title	Prior Year Actual	Current Year Budget	Current Year Projected	New Year Budget	Budget Change
<b>0010 - COUNTY GENERAL</b>						
<b>1034 - CNTY BLDG THIRD ST PLAZA</b>						
4210227	FED-PCCD CORONAVIRUS EMER	0	0	0	0	0
4715015	RENT THIRD ST PLAZA	171,972	21,780	16,898	21,780	0
<b>Revenues - Total</b>		<b>171,972</b>	<b>21,780</b>	<b>16,898</b>	<b>21,780</b>	<b>0</b>
5040001	SALARY-STAFF	96,166	92,134	59,921	379,302	(287,168)
5080003	OVERTIME	3,703	4,500	3,291	0	4,500
5080004	HOLIDAY OVERTIME	0	0	0	0	0
5080005	ON-CALL	667	1,000	0	0	1,000
5080020	SHIFT DIFFERENTIAL	706	2,600	423	0	2,600
5080021	INSURANCE OPT-OUT	0	0	0	0	0
5080022	SUPPLEMENTAL PAY	0	0	0	0	0
5080023	YEAREND BUY BACK	0	0	0	0	0
5080024	TERMINATION BUY BACK	1,837	0	0	0	0
5112002	SUPPLIES-HOUSEKEEPING	5,329	9,000	3,365	9,000	0
5117003	CLOTHING & UNIFORMS	8,820	12,500	13,715	10,000	2,500
5130001	SUPPLIES-MAINT. & REPAIR	3,771	9,000	9,771	10,000	(1,000)
5140001	EQUIP NON CAPITAL	457	500	500	500	0
5140008	DESIGNATED NON-CAPITAL	12,154	14,000	0	16,000	(2,000)
5201100	ELECTRIC	135,659	160,000	122,351	160,000	0
5201200	NATURAL GAS	13,359	30,000	8,714	18,000	12,000
5201400	WATER AND SEWER	10,502	20,000	8,713	20,000	0
5201501	TELEPHONE	892	900	812	0	900
5201508	CELLULAR TELEPHONES	926	1,240	1,171	0	1,240
5215100	ADVERTISING EXPENSE	0	0	0	0	0
5219108	OTHER GENERAL OPERATING	183,559	199,560	239,312	210,000	(10,440)
5219119	OTHGEN-PARKING	3,360	0	0	0	0
5231226	PROFSVC COMMISSIONS	0	0	0	0	0
5232001	CONTRMAINT-EQUIPMENT	26,645	44,049	37,458	50,000	(5,951)
5232002	CONTRMAINT-ELEVATOR	9,726	9,600	9,950	0	9,600
5233014	PURSVC-CONTR CUSTODL SVC	4,697	6,000	4,204	6,000	0
5233400	CONTRACTED EMPLOYMT SVCS	0	0	0	0	0
5421000	M&R-BUILDINGS & IMPROVEME	18,378	20,000	14,335	20,000	0
5421500	M&R BLDS - DEPT MOVES	0	0	57,581	0	0
5831004	DENTAL / REGULAR	1,081	1,320	205	3,985	(2,665)
5831007	PRESCRIPTION DRUGS	2,390	4,090	0	0	4,090
5831009	CORESOURCE CLAIMS	18,025	48,481	0	108,108	(59,627)
5831017	CORESOURCE ADMIN FEE	3,281	6,269	0	46,548	(40,279)
5832000	SOCIAL SECURITY	7,783	10,213	0	29,017	(18,804)
5834000	LIFE INSURANCE	86	110	18	896	(786)
5835000	WORKER COMP	6,214	9,175	0	26,286	(17,111)
5838000	RETIREMENT FUND	9,891	7,279	0	0	7,279
5870206	REIMBEXP-EE PAYROLL DEDUC	3,414	3,472	0	0	(3,472)
5870207	REIMBEXP-NONRAINBW PR DED	0	0	0	0	0
<b>Expenditures - Total</b>		<b>586,647</b>	<b>720,048</b>	<b>595,812</b>	<b>1,123,641</b>	<b>(403,593)</b>

# 2024 Budget by Fund and Dept

12-21-23

Account	Account Title	Prior Year Actual	Current Year Budget	Current Year Projected	New Year Budget	Budget Change
1034 - CNTY BLDG THIRD ST PLAZA - Total		414,675	698,268	578,915	1,101,861	(403,593)



# 2024 Budget by Fund and Dept

12-21-23

Account	Account Title	Prior Year Actual	Current Year Budget	Current Year Projected	New Year Budget	Budget Change
<b>0010 - COUNTY GENERAL</b>						
<b>1035 - CNTY BLDG - PRC</b>						
5080003	OVERTIME	536	800	1,144	600	200
5080004	HOLIDAY OVERTIME	0	0	0	0	0
5112002	SUPPLIES-HOUSEKEEPING	11,807	14,000	9,729	10,000	4,000
5130001	SUPPLIES-MAINT. & REPAIR	2,987	6,860	5,048	7,000	(140)
5140001	EQUIP NON CAPITAL	482	500	500	500	0
5140008	DESIGNATED NON-CAPITAL	1,030	0	0	0	0
5201100	ELECTRIC	23,739	35,000	22,882	35,000	0
5201200	NATURAL GAS	13,931	18,000	13,139	18,000	0
5201400	WATER AND SEWER	28,943	35,000	22,210	35,000	0
5219108	OTHER GENERAL OPERATING	574	1,000	1,346	2,000	(1,000)
5230000	CONTRACTED SERVICES	15,933	17,000	19,375	17,000	0
5232001	CONTRMAINT-EQUIPMENT	0	0	0	0	0
5421000	M&R-BUILDINGS & IMPROVEME	17,123	6,000	24,077	8,000	(2,000)
5421500	M&R BLDS - DEPT MOVES	0	0	0	0	0
5832000	SOCIAL SECURITY	0	0	0	0	0
5870920	REIMBEXP-CAP-ACT 13	0	0	0	0	0
<b>Expenditures - Total</b>		<b>117,085</b>	<b>134,160</b>	<b>119,451</b>	<b>133,100</b>	<b>1,060</b>
<b>1035 - CNTY BLDG - PRC - Total</b>		<b>117,085</b>	<b>134,160</b>	<b>119,451</b>	<b>133,100</b>	<b>1,060</b>

# 2024 Budget by Fund and Dept

12-21-23

Account	Account Title	Prior Year Actual	Current Year Budget	Current Year Projected	New Year Budget	Budget Change
<b>0010 - COUNTY GENERAL</b>						
<b>1036 - CNTY BLDG LYCOMING CK RD</b>						
4715018	RENT - LYCOMING CK RD	0	0	0	0	0
<b>Revenues - Total</b>		<b>0</b>	<b>0</b>	<b>0</b>	<b>0</b>	<b>0</b>
5080003	OVERTIME	328	500	57	0	500
5116001	SUPPLIES-OFFICE	0	0	0	0	0
5130001	SUPPLIES-MAINT. & REPAIR	420	2,000	1,987	1,000	1,000
5140001	EQUIP NON CAPITAL	0	0	0	0	0
5140008	DESIGNATED NON-CAPITAL	0	0	0	0	0
5201100	ELECTRIC	979	2,400	1,723	2,400	0
5201200	NATURAL GAS	1,275	3,000	1,002	3,000	0
5201400	WATER AND SEWER	786	720	556	720	0
5219108	OTHER GENERAL OPERATING	578	500	74	1,000	(500)
5230000	CONTRACTED SERVICES	8,435	11,000	11,857	11,000	0
5232001	CONTRMAINT-EQUIPMENT	0	0	0	0	0
5233014	PURSV-C-CONTR CUSTODL SVC	101	146	130	146	0
5421000	M&R-BUILDINGS & IMPROVEME	1,404	2,500	3,080	2,000	500
<b>Expenditures - Total</b>		<b>14,307</b>	<b>22,766</b>	<b>20,466</b>	<b>21,266</b>	<b>1,500</b>
<b>1036 - CNTY BLDG LYCOMING CK RD - Total</b>		<b>14,307</b>	<b>22,766</b>	<b>20,466</b>	<b>21,266</b>	<b>1,500</b>

# 2024 Budget by Fund and Dept

12-21-23

Account	Account Title	Prior Year Actual	Current Year Budget	Current Year Projected	New Year Budget	Budget Change
<b>0010 - COUNTY GENERAL</b>						
<b>1037 - WAHOO DRIVE</b>						
5112002	SUPPLIES-HOUSEKEEPING	0	0	0	7,200	(7,200)
5130001	SUPPLIES-MAINT. & REPAIR	0	0	0	2,000	(2,000)
5199000	OTHER MATERIAL & SUPPLIES	0	0	0	1,000	(1,000)
5201100	ELECTRIC	0	0	0	4,800	(4,800)
5201200	NATURAL GAS	0	0	0	3,000	(3,000)
5201400	WATER AND SEWER	0	0	0	5,000	(5,000)
5219108	OTHER GENERAL OPERATING	0	0	0	4,000	(4,000)
5232001	CONTRMAINT-EQUIPMENT	0	0	0	15,000	(15,000)
5233014	PURSVC-CONTR CUSTODL SVC	0	0	0	300	(300)
5421000	M&R-BUILDINGS & IMPROVEME	0	0	0	1,000	(1,000)
<b>Expenditures - Total</b>		<b>0</b>	<b>0</b>	<b>0</b>	<b>43,300</b>	<b>(43,300)</b>
<b>1037 - WAHOO DRIVE - Total</b>		<b>0</b>	<b>0</b>	<b>0</b>	<b>43,300</b>	<b>(43,300)</b>

# 2024 Budget by Fund and Dept

12-21-23

Account	Account Title	Prior Year Actual	Current Year Budget	Current Year Projected	New Year Budget	Budget Change
<b>0010 - COUNTY GENERAL</b>						
<b>1040 - VOTER REGISTRATION</b>						
4210004	FED-ELECTION CARES GRANT	0	0	0	0	0
4220000	STATE GOV GRANTS	366,811	0	56,134	0	0
<b>Revenues - Total</b>		<b>366,811</b>	<b>0</b>	<b>56,134</b>	<b>0</b>	<b>0</b>
5040001	SALARY-STAFF	171,155	188,140	173,395	197,174	(9,034)
5070001	WAGES	9,340	13,890	12,395	15,672	(1,782)
5080003	OVERTIME	2,466	5,000	1,761	15,000	(10,000)
5080004	HOLIDAY OVERTIME	713	0	0	0	0
5080021	INSURANCE OPT-OUT	0	0	0	0	0
5080022	SUPPLEMENTAL PAY	0	0	0	0	0
5080023	YEAREND BUY BACK	455	0	1,000	0	0
5080024	TERMINATION BUY BACK	0	0	4,966	0	0
5116001	SUPPLIES-OFFICE	2,217	6,000	1,826	6,000	0
5116023	SUPPLIES-BALLOT PRINTING	38,296	20,000	9,648	25,000	(5,000)
5140001	EQUIP NON CAPITAL	2,054	0	0	0	0
5140008	DESIGNATED NON-CAPITAL	0	0	0	0	0
5201501	TELEPHONE	213	400	156	450	(50)
5212001	POSTAGE	22,488	20,000	20,555	19,500	500
5213100	PROFESSIONAL DUES	0	500	0	500	0
5213105	CONFERENCES/SEMINARS	730	900	732	900	0
5214000	TRAVEL & TRANSPORTATION	1,368	2,500	497	2,500	0
5219108	OTHER GENERAL OPERATING	0	0	0	0	0
5232001	CONTRMAINT-EQUIPMENT	11,780	30,680	33,749	352,000	(321,320)
5233021	PURSVC-DRG/ALCOHOL SCREEN	0	0	150	0	0
5233400	CONTRACTED EMPLOYMT SVCS	4,777	0	0	0	0
5251009	GENGOV-PRINT/MAIL BALLOTS	23,328	27,200	19,043	50,000	(22,800)
5471000	M&R-DIESEL FUEL & GAS	100	0	40	0	0
5831004	DENTAL / REGULAR	2,047	2,411	1,815	1,992	419
5831007	PRESCRIPTION DRUGS	6,521	7,231	4,133	5,000	2,231
5831009	CORESOURCE CLAIMS	54,639	103,546	42,774	36,036	67,510
5831017	CORESOURCE ADMIN FEE	9,104	10,923	7,820	16,782	(5,859)
5832000	SOCIAL SECURITY	13,824	14,041	13,014	16,359	(2,318)
5834000	LIFE INSURANCE	110	110	98	83	27
5835000	WORKER COMP	421	621	1,167	766	(145)
5838000	RETIREMENT FUND	11,744	8,643	0	0	8,643
5870206	REIMBEXP-EE PAYROLL DEDUC	9,500	10,681	0	9,000	(1,681)
<b>Expenditures - Total</b>		<b>380,391</b>	<b>452,055</b>	<b>350,732</b>	<b>752,715</b>	<b>(300,660)</b>
<b>1040 - VOTER REGISTRATION - Total</b>		<b>13,581</b>	<b>452,055</b>	<b>294,597</b>	<b>752,715</b>	<b>(300,660)</b>

# 2024 Budget by Fund and Dept

12-21-23

Account	Account Title	Prior Year Actual	Current Year Budget	Current Year Projected	New Year Budget	Budget Change
<b>0010 - COUNTY GENERAL</b>						
<b>1041 - CONDUCT OF ELECTIONS</b>						
4220000	STATE GOV GRANTS	17,438	365,000	365,000	371,000	6,000
4311001	FILING FEES	8,542	0	0	0	0
4311003	FEES-PYMT MILITARY BALLOT	0	0	0	0	0
4710000	MISCELLANEOUS INCOME	0	0	0	0	0
<b>Revenues - Total</b>		<b>25,980</b>	<b>365,000</b>	<b>365,000</b>	<b>371,000</b>	<b>6,000</b>
5040001	SALARY-STAFF	0	0	0	0	0
5070001	WAGES	0	0	0	0	0
5080003	OVERTIME	10,317	10,000	8,932	15,000	(5,000)
5080023	YEAREND BUY BACK	0	0	0	0	0
5080024	TERMINATION BUY BACK	0	0	0	0	0
5116003	SUPPLIES-ELECTION	13,587	24,000	13,017	20,000	4,000
5140001	EQUIP NON CAPITAL	0	0	0	0	0
5214000	TRAVEL & TRANSPORTATION	155	400	486	350	50
5215100	ADVERTISING EXPENSE	7,137	12,000	9,037	10,000	2,000
5216203	RENTAL-POLLING PLACES	40,500	44,000	0	40,500	3,500
5230001	CONTRD SVS - ADA ACCESS	0	75,000	55,973	0	75,000
5231100	PROFSVC-LEGAL SERVICES	4,800	4,800	4,788	4,800	0
5231107	PROFSVC-COUNTY SOLICITOR	10,736	0	3,828	0	0
5231211	PROFSVC-CONSULTING SVCS	0	0	0	0	0
5251008	GENGOV-PAY FOR ELECTN OFC	185,286	199,000	132,118	210,000	(11,000)
5531041	CAP-CONDUCT OF ELECTIONS	0	0	0	0	0
5832000	SOCIAL SECURITY	0	0	0	0	0
5891011	MISCEXP-2023 RECOUNT	0	0	3,636	0	0
<b>Expenditures - Total</b>		<b>272,518</b>	<b>369,200</b>	<b>231,815</b>	<b>300,650</b>	<b>68,550</b>
<b>1041 - CONDUCT OF ELECTIONS - Total</b>		<b>246,538</b>	<b>4,200</b>	<b>(133,185)</b>	<b>(70,350)</b>	<b>74,550</b>

# 2024 Budget by Fund and Dept

12-21-23

Account	Account Title	Prior Year Actual	Current Year Budget	Current Year Projected	New Year Budget	Budget Change
<b>0010 - COUNTY GENERAL</b>						
<b>1050 - TAX ASSESSMENT</b>						
4311002	FEES-TCB COST COMM LEIN C	0	0	0	0	0
4311010	FEES-CLEAN & GREEN	10,086	7,000	7,282	7,000	0
4311020	FEES-ASSESSMENT APPEALS	1,335	3,000	1,530	3,000	0
4311022	FEES-HOMESTEAD REIMB	3,103	3,000	4,275	0	(3,000)
4311024	FEES-CNTY ACCESS DEL TAX	0	0	0	0	0
4312034	FEES - ON LINE SERVICES	27,008	28,700	7,532	27,300	(1,400)
4610000	SALE OF COUNTY MATERIALS	13,756	15,000	15,838	15,000	0
4710000	MISCELLANEOUS INCOME	0	0	0	0	0
4710001	MISC INC-STATE TAX EQUALI	846	600	519	600	0
4710009	MISC INC-NSF SERVICE CHRG	0	0	0	0	0
4710022	MISC-INC OLD NSF PYMTS	0	0	0	0	0
<b>Revenues - Total</b>		<b>56,134</b>	<b>57,300</b>	<b>36,975</b>	<b>52,900</b>	<b>(4,400)</b>
5030001	SALARY-PROFESSIONAL STAFF	170,781	214,048	157,966	168,533	45,515
5040001	SALARY-STAFF	91,137	119,724	130,586	222,159	(102,435)
5080003	OVERTIME	0	0	0	0	0
5080004	HOLIDAY OVERTIME	0	0	322	0	0
5080021	INSURANCE OPT-OUT	0	0	0	0	0
5080022	SUPPLEMENTAL PAY	0	0	0	0	0
5080023	YEAREND BUY BACK	223	0	392	0	0
5080024	TERMINATION BUY BACK	2,553	0	328	0	0
5116001	SUPPLIES-OFFICE	2,898	2,500	2,500	2,500	0
5116007	SUPPLIES-COMPUTER	0	0	0	0	0
5116015	SUPPLIES-PREPRINTED FORMS	0	0	0	0	0
5116016	SUPPLIES-BOOKS & PERIODIC	0	0	0	0	0
5117003	CLOTHING & UNIFORMS	270	1,000	1,000	1,000	0
5140001	EQUIP NON CAPITAL	174	335	335	500	(165)
5140009	ENC-SOFTWARE	0	231,113	0	0	231,113
5201501	TELEPHONE	225	400	200	400	0
5201508	CELLULAR TELEPHONES	480	500	500	500	0
5212001	POSTAGE	3,486	4,000	2,000	4,000	0
5213100	PROFESSIONAL DUES	1,347	2,100	2,100	600	1,500
5213105	CONFERENCES/SEMINARS	1,500	5,450	5,450	3,400	2,050
5214000	TRAVEL & TRANSPORTATION	1,673	6,000	4,500	3,600	2,400
5215100	ADVERTISING EXPENSE	0	0	0	0	0
5216501	RENTAL-LEASED VEHICLES	6,941	6,500	5,500	6,600	(100)
5219108	OTHER GENERAL OPERATING	0	0	0	0	0
5220217	OTHGEN-C&G RECORDING COST	7,445	6,000	2,500	6,000	0
5231100	PROFSVC-LEGAL SERVICES	8,896	12,000	6,000	12,000	0
5231205	PROFSVC-BOARD EXPENSES	450	1,000	1,000	1,000	0
5231601	PROFSVC-TITLE SEARCH	0	0	0	0	0
5232001	CONTRMAINT-EQUIPMENT	417	1,405	500	500	905
5232005	CONTRMAINT-GPS UNITS	92	0	228	228	(228)
5233015	TAX APPEAL APPRAISAL FEES	1,300	4,575	1,636	0	4,575

## 2024 Budget by Fund and Dept

12-21-23

Account	Account Title	Prior Year Actual	Current Year Budget	Current Year Projected	New Year Budget	Budget Change
5233021	PURSVC-DRG/ALCOHOL SCREEN	80	0	150	0	0
5233500	SOFTWARE CONTRACTS	0	0	0	215,702	(215,702)
5251004	GENGOV-POSTING TAX NOTICE	0	0	0	0	0
5251027	GEN-GOV HOMESTEAD EXEMPT	4,052	3,000	1,000	3,000	0
5252036	JUD-OUT OF COUNTY SVC CHG	0	0	0	0	0
5471000	M&R-DIESEL FUEL & GAS	2,134	2,500	2,000	2,000	500
5471003	M&R-VEHICLE REPAIRS	768	1,500	1,000	1,500	0
5831004	DENTAL / REGULAR	2,688	2,863	1,951	5,977	(3,114)
5831007	PRESCRIPTION DRUGS	9,056	10,313	6,934	8,000	2,313
5831009	CORESOURCE CLAIMS	75,027	132,778	68,726	162,162	(29,384)
5831017	CORESOURCE ADMIN FEE	12,716	15,578	12,954	65,287	(49,709)
5832000	SOCIAL SECURITY	19,973	22,888	19,701	29,888	(7,000)
5834000	LIFE INSURANCE	163	193	121	448	(255)
5835000	WORKER COMP	469	693	453	1,845	(1,152)
5838000	RETIREMENT FUND	18,714	13,772	0	0	13,772
5870206	REIMBEXP-EE PAYROLL DEDUC	11,776	12,567	0	11,950	(617)
5870207	REIMBEXP-NONRAINBW PR DED	279	0	0	0	0
5870920	REIMBEXP-CAP-ACT 13	0	0	0	0	0
<b>Expenditures - Total</b>		<b>436,073</b>	<b>812,161</b>	<b>440,531</b>	<b>917,379</b>	<b>(105,218)</b>
<b>1050 - TAX ASSESSMENT - Total</b>		<b>379,939</b>	<b>754,861</b>	<b>403,556</b>	<b>864,479</b>	<b>(109,618)</b>

# 2024 Budget by Fund and Dept

12-21-23

Account	Account Title	Prior Year Actual	Current Year Budget	Current Year Projected	New Year Budget	Budget Change
<b>0010 - COUNTY GENERAL</b>						
<b>1051 - RE-ASSESSMENT</b>						
5116001	SUPPLIES-OFFICE	0	0	0	0	0
5140001	EQUIP NON CAPITAL	0	0	0	0	0
5201501	TELEPHONE	0	0	0	0	0
5212001	POSTAGE	0	0	0	0	0
5214000	TRAVEL & TRANSPORTATION	0	0	0	0	0
5219118	OTHGEN-DEPT SECURITY	0	50,000	0	50,000	0
5231100	PROFSVC-LEGAL SERVICES	0	50,000	0	50,000	0
5231205	PROFSVC-BOARD EXPENSES	0	20,000	0	20,000	0
5231211	PROFSVC-CONSULTING SVCS	0	0	0	0	0
5232001	CONTRMAINT-EQUIPMENT	0	0	0	0	0
5233021	PURSVC-DRG/ALCOHOL SCREEN	0	0	0	0	0
5233400	CONTRACTED EMPLOYMT SVCS	0	1,750,000	0	1,000,000	750,000
<b>Expenditures - Total</b>		<b>0</b>	<b>1,870,000</b>	<b>0</b>	<b>1,120,000</b>	<b>750,000</b>
<b>1051 - RE-ASSESSMENT - Total</b>		<b>0</b>	<b>1,870,000</b>	<b>0</b>	<b>1,120,000</b>	<b>750,000</b>



# 2024 Budget by Fund and Dept

12-21-23

Account	Account Title	Prior Year Actual	Current Year Budget	Current Year Projected	New Year Budget	Budget Change
<b>0010 - COUNTY GENERAL</b>						
<b>1070 - TREASURER</b>						
4101000	LICENSES & PERMITS	2,793	2,600	3,002	2,600	0
4101001	SMALL GAMES OF CHANCE	15,250	16,000	18,125	16,000	0
4101002	STATE LICENSES & PERMITS	22,998	27,250	11,802	8,000	(19,250)
4311008	FEES-WAGE ATTACHMENT	10	20	22	20	0
4313071	FEES-LATE FEE HOTEL TAX	1,481	600	356	300	(300)
4510001	INTEREST INCOME	45,502	175,000	427,259	320,000	145,000
4510008	INT INC-DELINQUENT TAXES	7,708	7,000	13,327	10,000	3,000
4510009	INT INC-COST & FINE FUNDS	1,302	1,200	2,239	2,000	800
4510010	INT INC-CENTRAL DISBURSEM	18,458	10,000	51,200	40,000	30,000
4510011	INT INC-CD 9160 MB&T	0	0	0	0	0
4510017	INT INC CNTY HEALTH CARE	2,403	2,000	4,243	4,000	2,000
4510024	INT INC-PAYROLL ACCT	848	600	1,219	1,000	400
4510039	INT-INC MUNICIPAL TAX FD	2,763	4,000	7,313	5,700	1,700
4513013	INT INC MM MUNCY BK&TRUST	111	300	0	0	(300)
4513018	INT INC MM FNB - 4185	0	0	0	0	0
4513022	INT INC-MM FNB-4186	0	0	0	0	0
4513200	INT INC PLGIT ARM	33,476	0	0	0	0
4531004	INT LOAN-W&S CAPACITY AGR	0	0	0	0	0
4531007	INT LOAN-LCWSA 2010 BOND	74,221	71,860	64,893	0	(71,860)
4531008	INT LOAN-SEDA JRA	0	0	0	0	0
4531010	MONTHLY WBRA LOAN INT	16,237	10,993	10,530	0	(10,993)
4710005	MISC INC-CASH OVER OR UND	1	0	1	0	0
4710009	MISC INC-NSF SERVICE CHRG	25	150	0	0	(150)
<b>Revenues - Total</b>		<b>245,587</b>	<b>329,573</b>	<b>615,531</b>	<b>409,620</b>	<b>80,047</b>
5010001	SALARY ELECTED OFFICIALS	69,535	72,664	72,664	78,154	(5,490)
5040001	SALARY-STAFF	145,542	152,591	158,354	168,875	(16,284)
5070001	WAGES	2,433	6,000	4,380	48,250	(42,250)
5080003	OVERTIME	2,150	0	0	0	0
5080021	INSURANCE OPT-OUT	981	1,000	1,000	1,000	0
5080022	SUPPLEMENTAL PAY	0	0	0	0	0
5080023	YEAREND BUY BACK	1,132	0	2,236	0	0
5080024	TERMINATION BUY BACK	2,376	0	0	0	0
5080029	CELL PHONE ALLOWANCE	660	660	641	660	0
5116001	SUPPLIES-OFFICE	1,903	1,500	618	2,000	(500)
5116015	SUPPLIES-PREPRINTED FORMS	0	1,800	0	1,800	0
5116016	SUPPLIES-BOOKS & PERIODIC	0	0	0	0	0
5140001	EQUIP NON CAPITAL	988	2,500	1,303	500	2,000
5201501	TELEPHONE	228	300	198	300	0
5212001	POSTAGE	10,660	7,300	6,605	7,300	0
5213100	PROFESSIONAL DUES	625	1,200	831	1,200	0
5213105	CONFERENCES/SEMINARS	850	1,700	1,130	1,700	0
5214000	TRAVEL & TRANSPORTATION	204	250	282	250	0
5215100	ADVERTISING EXPENSE	0	250	0	250	0

## 2024 Budget by Fund and Dept

12-21-23

Account	Account Title	Prior Year Actual	Current Year Budget	Current Year Projected	New Year Budget	Budget Change
5216401	RENTAL-EQUIPMENT LEASES	0	0	0	0	0
5219108	OTHER GENERAL OPERATING	0	3,000	0	3,000	0
5231100	PROFSVC-LEGAL SERVICES	4,300	4,300	3,336	4,300	0
5232001	CONTRMAINT-EQUIPMENT	781	1,701	496	1,700	1
5233021	PURSVC-DRG/ALCOHOL SCREEN	40	40	0	40	0
5471000	M&R-DIESEL FUEL & GAS	0	0	0	0	0
5831004	DENTAL / REGULAR	2,575	2,077	1,746	3,321	(1,244)
5831007	PRESCRIPTION DRUGS	5,874	7,201	4,007	4,700	2,501
5831009	CORESOURCE CLAIMS	47,320	101,917	40,558	72,072	29,845
5831017	CORESOURCE ADMIN FEE	8,057	10,877	7,520	26,827	(15,950)
5832000	SOCIAL SECURITY	17,031	17,555	14,824	22,665	(5,110)
5834000	LIFE INSURANCE	143	138	144	138	0
5835000	WORKER COMP	236	349	971	1,063	(714)
5838000	RETIREMENT FUND	14,242	10,481	0	12,000	(1,519)
5870206	REIMBEXP-EE PAYROLL DEDUC	8,357	9,858	0	6,000	(3,858)
5870207	REIMBEXP-NONRAINBW PR DED	0	0	0	0	0
<b>Expenditures - Total</b>		<b>332,509</b>	<b>399,493</b>	<b>323,848</b>	<b>458,065</b>	<b>(58,572)</b>
<b>1070 - TREASURER - Total</b>		<b>86,921</b>	<b>69,920</b>	<b>(291,683)</b>	<b>48,445</b>	<b>21,475</b>

# 2024 Budget by Fund and Dept

12-21-23

Account	Account Title	Prior Year Actual	Current Year Budget	Current Year Projected	New Year Budget	Budget Change
<b>0010 - COUNTY GENERAL</b>						
<b>1080 - CONTROLLER</b>						
5010001	SALARY ELECTED OFFICIALS	72,015	75,193	74,485	78,154	(2,961)
5030001	SALARY-PROFESSIONAL STAFF	123,304	140,718	121,786	140,718	0
5040001	SALARY-STAFF	5,798	33,009	0	33,501	(492)
5070001	WAGES	1,336	0	0	0	0
5080003	OVERTIME	0	0	0	0	0
5080021	INSURANCE OPT-OUT	1,346	1,000	1,381	1,000	0
5080022	SUPPLEMENTAL PAY	0	0	0	0	0
5080023	YEAREND BUY BACK	0	0	0	0	0
5080024	TERMINATION BUY BACK	435	0	327	0	0
5080029	CELL PHONE ALLOWANCE	76	0	1,519	1,980	(1,980)
5116001	SUPPLIES-OFFICE	578	500	402	500	0
5116015	SUPPLIES-PREPRINTED FORMS	0	0	0	0	0
5116016	SUPPLIES-BOOKS & PERIODIC	0	0	0	0	0
5140001	EQUIP NON CAPITAL	0	0	0	0	0
5140008	DESIGNATED NON-CAPITAL	0	0	0	0	0
5201501	TELEPHONE	171	200	139	0	200
5212001	POSTAGE	244	450	490	450	0
5213100	PROFESSIONAL DUES	625	1,647	831	1,897	(250)
5213105	CONFERENCES/SEMINARS	0	1,100	1,124	2,000	(900)
5213301	EDUCATIONAL SEMINARS	0	200	0	200	0
5214000	TRAVEL & TRANSPORTATION	552	2,150	882	1,250	900
5215100	ADVERTISING EXPENSE	0	300	0	300	0
5231100	PROFSVC-LEGAL SERVICES	1,433	4,300	4,289	4,300	0
5231701	PURSV-C-AUDITING SERVICES	0	0	0	0	0
5232001	CONTRMAINT-EQUIPMENT	220	163	160	163	0
5233021	PURSV-C-DRG/ALCOHOL SCREEN	80	0	0	0	0
5471000	M&R-DIESEL FUEL & GAS	28	60	25	60	0
5831004	DENTAL / REGULAR	1,109	5,272	896	1,992	3,280
5831007	PRESCRIPTION DRUGS	3,900	11,401	2,448	2,900	8,501
5831009	CORESOURCE CLAIMS	31,234	131,307	24,819	36,036	95,271
5831017	CORESOURCE ADMIN FEE	5,252	14,072	4,604	16,782	(2,710)
5832000	SOCIAL SECURITY	15,289	19,032	12,320	14,483	4,549
5834000	LIFE INSURANCE	88	221	73	83	138
5835000	WORKER COMP	404	597	619	678	(81)
5838000	RETIREMENT FUND	25,648	18,875	0	0	18,875
5870206	REIMBEXP-EE PAYROLL DEDUC	5,066	14,584	0	5,000	(9,584)
5870207	REIMBEXP-NONRAINBW PR DED	0	0	0	0	0
5870411	REIMBEXP-SECTRY RET BOARD	2,529	2,529	0	0	(2,529)
<b>Expenditures - Total</b>		<b>283,571</b>	<b>444,654</b>	<b>253,622</b>	<b>334,427</b>	<b>110,227</b>
<b>1080 - CONTROLLER - Total</b>		<b>283,571</b>	<b>444,654</b>	<b>253,622</b>	<b>334,427</b>	<b>110,227</b>

# 2024 Budget by Fund and Dept

12-21-23

Account	Account Title	Prior Year Actual	Current Year Budget	Current Year Projected	New Year Budget	Budget Change
<b>0010 - COUNTY GENERAL</b>						
<b>1085 - PURCHASING</b>						
5030001	SALARY-PROFESSIONAL STAFF	0	0	17,257	86,868	(86,868)
5040001	SALARY-STAFF	0	0	25,436	128,042	(128,042)
5080024	TERMINATION BUY BACK	0	0	0	0	0
5080029	CELL PHONE ALLOWANCE	0	0	0	0	0
5116001	SUPPLIES-OFFICE	0	0	0	0	0
5201501	TELEPHONE	0	0	0	0	0
5201508	CELLULAR TELEPHONES	0	0	0	0	0
5213100	PROFESSIONAL DUES	0	0	0	0	0
5214000	TRAVEL & TRANSPORTATION	0	0	31	0	0
5215100	ADVERTISING EXPENSE	0	0	0	0	0
5231100	PROFSVC-LEGAL SERVICES	0	0	0	0	0
5251022	GG-COMMISSIONER INIT EXP	0	0	0	0	0
5471003	M&R-VEHICLE REPAIRS	0	0	0	0	0
5810004	REFUND OF DEPOSIT	0	0	0	0	0
5831004	DENTAL / REGULAR	0	0	0	2,657	(2,657)
5831009	CORESOURCE CLAIMS	0	0	0	72,072	(72,072)
5831017	CORESOURCE ADMIN FEE	0	0	0	37,379	(37,379)
5832000	SOCIAL SECURITY	0	0	618	16,441	(16,441)
5834000	LIFE INSURANCE	0	0	0	110	(110)
5835000	WORKER COMP	0	0	0	774	(774)
<b>Expenditures - Total</b>		<b>0</b>	<b>0</b>	<b>43,342</b>	<b>344,342</b>	<b>(344,342)</b>
<b>1085 - PURCHASING - Total</b>		<b>0</b>	<b>0</b>	<b>43,342</b>	<b>344,342</b>	<b>(344,342)</b>

# 2024 Budget by Fund and Dept

12-21-23

Account	Account Title	Prior Year Actual	Current Year Budget	Current Year Projected	New Year Budget	Budget Change
<b>0010 - COUNTY GENERAL</b>						
<b>1090 - BUDGET &amp; FINANCE</b>						
5020001	SALARY DIRECTOR/DEPT HEAD	65,332	100,000	90,000	92,700	7,300
5030001	SALARY-PROFESSIONAL STAFF	17,683	92,147	61,072	59,572	32,575
5040001	SALARY-STAFF	147,605	111,003	101,620	180,564	(69,561)
5070001	WAGES	0	0	0	0	0
5080003	OVERTIME	16,239	0	20,000	15,000	(15,000)
5080004	HOLIDAY OVERTIME	443	0	400	400	(400)
5080006	OVERRIDE	2,675	0	6,200	2,000	(2,000)
5080021	INSURANCE OPT-OUT	2,346	3,000	2,302	2,000	1,000
5080022	SUPPLEMENTAL PAY	0	0	0	0	0
5080023	YEAREND BUY BACK	0	0	1,000	1,000	(1,000)
5080024	TERMINATION BUY BACK	7,002	0	158	0	0
5080029	CELL PHONE ALLOWANCE	645	660	877	660	0
5116001	SUPPLIES-OFFICE	2,118	935	2,126	1,750	(815)
5116015	SUPPLIES-PREPRINTED FORMS	0	1,065	2,438	2,000	(935)
5116016	SUPPLIES-BOOKS & PERIODIC	0	0	0	0	0
5140001	EQUIP NON CAPITAL	0	300	250	500	(200)
5140008	DESIGNATED NON-CAPITAL	0	0	0	0	0
5140009	ENC-SOFTWARE	0	0	0	0	0
5201501	TELEPHONE	176	250	216	250	0
5201508	CELLULAR TELEPHONES	480	500	479	500	0
5212001	POSTAGE	681	1,000	244	500	500
5213100	PROFESSIONAL DUES	1,675	3,000	1,249	1,500	1,500
5213105	CONFERENCES/SEMINARS	0	0	0	500	(500)
5214000	TRAVEL & TRANSPORTATION	0	50	0	50	0
5215100	ADVERTISING EXPENSE	64	0	0	0	0
5219108	OTHER GENERAL OPERATING	395	400	3,500	3,500	(3,100)
5231701	PURSV-C-AUDITING SERVICES	124,511	78,000	78,000	78,000	0
5232001	CONTRMAINT-EQUIPMENT	1,194	3,659	993	3,000	659
5233021	PURSV-C-DRG/ALCOHOL SCREEN	350	0	150	150	(150)
5233400	CONTRACTED EMPLOYMT SVCS	2,143	0	0	0	0
5471000	M&R-DIESEL FUEL & GAS	0	0	0	0	0
5831004	DENTAL / REGULAR	2,170	2,173	2,328	3,321	(1,148)
5831007	PRESCRIPTION DRUGS	3,664	5,146	1,750	2,950	2,196
5831009	CORESOURCE CLAIMS	34,029	74,157	25,573	54,054	20,103
5831017	CORESOURCE ADMIN FEE	5,653	7,774	4,747	32,231	(24,457)
5832000	SOCIAL SECURITY	17,091	21,118	16,772	25,615	(4,497)
5834000	LIFE INSURANCE	113	110	91	138	(28)
5835000	WORKER COMP	238	351	141	1,198	(847)
5838000	RETIREMENT FUND	15,216	11,197	0	7,500	3,697
5870102	REIMBEXP-SALARIES	0	0	0	0	0
5870206	REIMBEXP-EE PAYROLL DEDUC	6,463	8,071	0	8,900	829
5870207	REIMBEXP-NONRAINBW PR DED	191	0	0	0	0
<b>Expenditures - Total</b>		<b>465,278</b>	<b>509,924</b>	<b>424,677</b>	<b>564,203</b>	<b>(54,279)</b>

# 2024 Budget by Fund and Dept

12-21-23

Account	Account Title	Prior Year Actual	Current Year Budget	Current Year Projected	New Year Budget	Budget Change
<b>1090 - BUDGET &amp; FINANCE - Total</b>		<b>465,278</b>	<b>509,924</b>	<b>424,677</b>	<b>564,203</b>	<b>(54,279)</b>

# 2024 Budget by Fund and Dept

12-21-23

Account	Account Title	Prior Year Actual	Current Year Budget	Current Year Projected	New Year Budget	Budget Change
<b>0010 - COUNTY GENERAL</b>						
<b>1091 - TAX COLLECTORS</b>						
4011700	2017 R/E TAXES	0	0	0	0	0
4011701	2017 R/E TAX DISCOUNT	0	0	0	0	0
4011702	2017 R/E TAX PENALTY	0	0	0	0	0
4011800	2018 R/E TAXES	0	0	0	0	0
4011801	2018 R/E TAX DISCOUNT	0	0	0	0	0
4011802	2018 R/E TAX PENALTY	0	0	0	0	0
4011900	2019 R/E TAXES	0	0	0	0	0
4011901	2019 R/E TAX DISCOUNT	0	0	0	0	0
4011902	2019 R/E TAX PENALTY	0	0	0	0	0
4012000	2020 R/E TAXES	0	0	0	0	0
4012001	2020 R/E TAX DISCOUNT	0	0	0	0	0
4012002	2020 R/E TAX PENALTY	0	0	0	0	0
4012100	2021 R/E TAXES	0	0	0	0	0
4012101	2021 R/E TAX DISCOUNT	0	0	0	0	0
4012102	2021 R/E TAX PENALTY	0	0	0	0	0
4012200	2022 R/E TAXES	37,582,255	0	0	0	0
4012201	2022 R/E TAX DISCOUNT	621,213	0	0	0	0
4012202	2022 R/E TAX PENALTY	357,847	0	0	0	0
4012300	2023 R/E TAXES	0	36,025,336	0	0	(36,025,336)
4012301	2023 R/E TAX DISCOUNT	0	620,000	0	0	620,000
4012302	2023 R/E TAX PENALTY	0	170,000	0	0	(170,000)
4012400	2024 R/E TAXES	0	0	0	36,500,000	36,500,000
4012401	2024 R/E TAX DISCOUNT	0	0	0	365,000	(365,000)
4012402	2024 R/E TAX PENALTY	0	0	0	170,000	170,000
4012500	2025 R/E TAXES	0	0	0	0	0
4012501	2025 R/E TAX DISCOUNT	0	0	0	0	0
4012502	2025 R/E TAX PENALTY	0	0	0	0	0
4030001	HOTEL CURRENT YEAR COLLEC	1,521,548	1,425,000	1,348,451	1,425,000	0
4040001	DELINQUENT R/E TAXES	1,625,563	1,850,000	1,522,693	1,850,000	0
4040002	DELINQUENT R/E PENALTY	161,557	185,000	15,326	185,000	0
4040003	DELINQUENT R/E INTEREST	155,618	180,000	128,469	180,000	0
4281001	PLT-PA DEPT ENV RESOURCES	389,288	388,648	385,000	385,000	(3,648)
4281002	PLT-STATE GAME LANDS	55,205	55,205	55,205	55,250	45
4281005	PLT-HOUSING AUTHORITIES	63,730	61,928	81,143	62,000	72
4281006	PLT-PUBLIC UTILITY	37,560	38,000	38,000	38,000	0
4281008	PLT-7TH KEYSTONE OPP ZONE	0	0	0	0	0
4611005	SALE OF ELECTRONIC DATA	0	3,000	0	0	(3,000)
4710000	MISCELLANEOUS INCOME	23,069	15,000	18,778	15,000	0
4710009	MISC INC-NSF SERVICE CHRG	0	0	0	0	0
<b>Revenues - Total</b>		<b>41,352,028</b>	<b>39,777,117</b>	<b>3,593,064</b>	<b>40,500,250</b>	<b>723,133</b>
5070018	WAGES-TAX COLLECTORS	69,154	80,000	87,528	90,000	(10,000)
5116001	SUPPLIES-OFFICE	128	600	0	600	0
5116015	SUPPLIES-PREPRINTED FORMS	0	750	0	750	0

## 2024 Budget by Fund and Dept

12-21-23

Account	Account Title	Prior Year Actual	Current Year Budget	Current Year Projected	New Year Budget	Budget Change
5212001	POSTAGE	22,079	23,000	5,605	23,000	0
5219108	OTHER GENERAL OPERATING	0	3,000	14	3,000	0
5233500	SOFTWARE CONTRACTS	20,090	20,200	17,813	20,200	0
5251006	GENGOV-PRINTING TAX NOTIC	24,481	25,000	72,823	25,000	0
5251026	GEN-GOV R/E COMM. EXP.	97,140	118,000	90,179	120,000	(2,000)
5251034	GENGOV- LOCKBOX FEES	3,843	5,000	2,143	5,000	0
5821004	VISITORS BUREAU	0	0	0	0	0
5832000	SOCIAL SECURITY	5,310	5,202	6,823	7,900	(2,698)
5870103	REIMBEXP-OPERATING EXPENS	34,585	42,000	0	42,000	0
<b>Expenditures - Total</b>		<b>207,640</b>	<b>238,752</b>	<b>282,928</b>	<b>253,450</b>	<b>(14,698)</b>
<b>1091 - TAX COLLECTORS - Total</b>		<b>(41,144,387)</b>	<b>(39,538,365)</b>	<b>(3,310,136)</b>	<b>(40,246,800)</b>	<b>708,435</b>



# 2024 Budget by Fund and Dept

12-21-23

Account	Account Title	Prior Year Actual	Current Year Budget	Current Year Projected	New Year Budget	Budget Change
<b>0010 - COUNTY GENERAL</b>						
<b>1092 - CENTRAL COLLECTIONS</b>						
4311002	FEES-TCB COST COMM LEIN C	831,825	1,000,000	1,000,000	1,000,000	0
4311024	FEES-CNTY ACCESS DEL TAX	3,500	4,500	4,500	4,500	0
4313014	FEES-C&F COLLECTION	125	0	0	0	0
4410001	C,F&R-COURT COSTS	3,414	0	0	0	0
4410002	C,F&R-COURT FINES	4,991	0	0	0	0
4710000	MISCELLANEOUS INCOME	104	160	160	160	0
4710009	MISC INC-NSF SERVICE CHRG	18	130	130	130	0
4710022	MISC-INC OLD NSF PYMTS	0	0	0	0	0
<b>Revenues - Total</b>		<b>843,977</b>	<b>1,004,790</b>	<b>1,004,790</b>	<b>1,004,790</b>	<b>0</b>
5020001	SALARY DIRECTOR/DEPT HEAD	0	0	0	0	0
5030001	SALARY-PROFESSIONAL STAFF	0	0	0	0	0
5040001	SALARY-STAFF	0	0	0	0	0
5070001	WAGES	0	0	0	0	0
5080003	OVERTIME	0	0	0	0	0
5080006	OVERRIDE	0	0	0	0	0
5080021	INSURANCE OPT-OUT	0	0	0	0	0
5080022	SUPPLEMENTAL PAY	0	0	0	0	0
5080023	YEAREND BUY BACK	0	0	0	0	0
5080024	TERMINATION BUY BACK	0	0	0	0	0
5080029	CELL PHONE ALLOWANCE	0	0	0	0	0
5116001	SUPPLIES-OFFICE	0	0	0	0	0
5116015	SUPPLIES-PREPRINTED FORMS	302	700	730	1,000	(300)
5116016	SUPPLIES-BOOKS & PERIODIC	992	1,600	1,516	1,800	(200)
5140001	EQUIP NON CAPITAL	0	0	0	0	0
5140008	DESIGNATED NON-CAPITAL	0	0	0	0	0
5201501	TELEPHONE	0	0	0	0	0
5212001	POSTAGE	66,084	75,050	91,405	75,000	50
5213100	PROFESSIONAL DUES	0	0	0	0	0
5213105	CONFERENCES/SEMINARS	0	0	0	0	0
5214000	TRAVEL & TRANSPORTATION	0	0	0	0	0
5215100	ADVERTISING EXPENSE	5,314	6,500	9,942	6,500	0
5219108	OTHER GENERAL OPERATING	165	500	102	500	0
5220221	OTHGEN-CREDIT CARD FEES	0	0	0	0	0
5231100	PROFSVC-LEGAL SERVICES	24,687	15,000	23,264	20,000	(5,000)
5231601	PROFSVC-TITLE SEARCH	0	0	0	0	0
5232001	CONTRMAINT-EQUIPMENT	0	0	0	0	0
5233021	PURSVC-DRG/ALCOHOL SCREEN	0	0	0	0	0
5233500	SOFTWARE CONTRACTS	0	0	0	0	0
5251004	GENGOV-POSTING TAX NOTICE	60,203	64,125	89,440	65,000	(875)
5251034	GENGOV- LOCKBOX FEES	0	0	0	0	0
5252036	JUD-OUT OF COUNTY SVC CHG	720	1,500	579	1,500	0
5471000	M&R-DIESEL FUEL & GAS	0	0	0	0	0
5831004	DENTAL / REGULAR	0	0	0	0	0

# 2024 Budget by Fund and Dept

12-21-23

Account	Account Title	Prior Year Actual	Current Year Budget	Current Year Projected	New Year Budget	Budget Change
5831007	PRESCRIPTION DRUGS	0	0	0	0	0
5831009	CORESOURCE CLAIMS	0	0	0	0	0
5831017	CORESOURCE ADMIN FEE	0	0	0	0	0
5832000	SOCIAL SECURITY	0	0	0	0	0
5834000	LIFE INSURANCE	0	0	0	0	0
5835000	WORKER COMP	0	0	0	0	0
5838000	RETIREMENT FUND	0	0	0	0	0
5870206	REIMBEXP-EE PAYROLL DEDUC	0	0	0	0	0
<b>Expenditures - Total</b>		<b>158,467</b>	<b>164,975</b>	<b>216,977</b>	<b>171,300</b>	<b>(6,325)</b>
<b>1092 - CENTRAL COLLECTIONS - Total</b>		<b>(685,510)</b>	<b>(839,815)</b>	<b>(787,813)</b>	<b>(833,490)</b>	<b>(6,325)</b>

# 2024 Budget by Fund and Dept

12-21-23

Account	Account Title	Prior Year Actual	Current Year Budget	Current Year Projected	New Year Budget	Budget Change
<b>0010 - COUNTY GENERAL</b>						
<b>1093 - CAPITAL PURCHASES</b>						
4210117	FED-SECT 101 INTEREST	0	0	0	0	0
4210214	FED-EOC EQUIPMENT	0	0	0	0	0
4210216	FED-DOJ JUSTIC ASST GRANT	0	0	0	0	0
4220122	STATE-AOPC GRANT	23,396	0	0	0	0
4220132	STATE-DOS GEMS PROGRAM	0	0	0	0	0
4230604	LOCAL - PROJECT REIMB	0	0	0	0	0
4313052	FEES- INMATES COMMISSARY	0	0	6,000	0	0
4313066	FEES-CENTRAL PROC ACT 81	0	0	0	0	0
4710000	MISCELLANEOUS INCOME	40,874	0	0	0	0
4710032	MISC-INC-DIST ATTY	0	0	0	0	0
4713003	PRIVATE CONTRIBUTIONS	0	0	0	0	0
4713015	PCORP LOSS PREVTN GRANT	30,000	0	0	0	0
4713017	WILLIAMS GRANT	0	0	0	0	0
<b>Revenues - Total</b>		<b>94,270</b>	<b>0</b>	<b>6,000</b>	<b>0</b>	<b>0</b>
5151010	INV-COMMISSIONERS	9,461	600	2,377	3,750	(3,150)
5151030	INV-CNTY-BLD EXC PLAZA	0	0	0	0	0
5151031	INV-CNTY-BLD COURTHOUSE	3,930	46,500	0	188,500	(142,000)
5151032	INV-CNTY-BLD LYSOCK	0	80,500	7,968	122,000	(41,500)
5151033	INV-ROUTE 405 PROPERTY	0	0	0	41,000	(41,000)
5151034	INV-CNTY-BLD TSP	5,120	90,000	8,093	6,000	84,000
5151035	INV-CNTY-BLD-PRC	0	140	362	50,000	(49,860)
5151036	INV-CNTY-BLD-SOLOMON	863	0	0	0	0
5151040	INV-ELECTIONS	9,503	3,500	0	20,000	(16,500)
5151050	INV-ASSESSMENT	7,198	8,555	9,375	1,750	6,805
5151070	INV-TREASURER	3,871	500	498	7,000	(6,500)
5151080	INV-CONTROLLER	0	1,853	2,462	6,000	(4,147)
5151085	INV-PURCHASING	0	0	0	1,500	(1,500)
5151090	INV-FISCAL SERVICES	4,592	1,600	1,897	3,500	(1,900)
5151092	INV-COLLECTIONS	0	0	0	0	0
5151100	INV-PLANNING COMMISSION	0	3,050	5,856	14,100	(11,050)
5151101	INV-ZONING	0	0	0	0	0
5151102	INV-G.I.S.	0	5,250	6,258	0	5,250
5151110	INV-M.I.S.	5,865	31,225	18,486	61,600	(30,375)
5151111	INV-CENTRAL TELEPHONE	0	0	0	0	0
5151112	INV-INFORMATION SERVICES	0	0	0	0	0
5151113	INV-PRINTING & MICROFILM	1,290	0	0	0	0
5151114	INV-RECORD RETENTION	0	0	0	0	0
5151120	INV-HUMAN RESOURCES	7,282	2,000	2,940	2,000	0
5152010	INV-REGISTER & RECORDER	1,290	4,050	364	0	4,050
5152020	INV-SHERIFF	42,495	35,586	16,030	50,529	(14,943)
5152030	INV-CORONER	6,029	5,295	20,065	2,000	3,295
5152040	INV-PROTHONOTARY	8,053	5,250	7,330	8,600	(3,350)
5152045	INV-CLERK OF COURTS	7,148	1,750	1,715	3,500	(1,750)

# 2024 Budget by Fund and Dept

12-21-23

Account	Account Title	Prior Year Actual	Current Year Budget	Current Year Projected	New Year Budget	Budget Change
5152050	INV-DOMESTIC RELATIONS	1,202	3,739	1,837	0	3,739
5152060	INV-PUBLIC DEFENDER	11,389	6,000	7,529	2,000	4,000
5152070	INV-DISTRICT ATTORNEY	17,225	13,500	17,681	9,250	4,250
5152075	INV-DA NEU	4,745	2,000	2,510	6,000	(4,000)
5152080	INV-LAW LIBRARY	5,112	0	0	0	0
5152090	INV-COURTS	20,525	27,388	39,563	15,000	12,388
5152100	INV-JURY COMMISSIONERS	0	0	0	0	0
5152120	INV-D.J. FREY	7,035	4,000	0	0	4,000
5152121	INV-D.J. BIICHLER	0	2,000	0	4,750	(2,750)
5152122	INV-D.J. SOLOMON	4,415	2,000	0	0	2,000
5152123	INV-D.J. WHITEMAN	1,933	1,750	1,698	0	1,750
5152124	INV-D.J. KEMP	5,412	0	0	0	0
5152125	INV-D.J. DIETER	6,128	2,000	6,393	0	2,000
5153010	INV-ADULT PROBATION	40,769	91,690	0	20,561	71,129
5153015	INV-RE-ENTRY CENTER	0	0	0	0	0
5153020	INV-COUNTY PRISON	39,637	31,512	18,062	111,980	(80,468)
5153030	INV-PRE-RELEASE	7,114	59,250	40,501	30,700	28,550
5153040	INV-COUNTY DUI	176	1,815	1,897	0	1,815
5153045	INV-CENTRL PROCG CTR	1,508	0	0	3,000	(3,000)
5153050	INV-JUVENILE PROBATION	1,448	8,750	8,961	11,250	(2,500)
5153070	INV-COMMUNICATION	24,697	23,679	31,222	14,000	9,679
5153071	INV-EMERGENCY MANAGEMENT	1,330	22,010	29,274	22,100	(90)
5153073	INV-EMS	2,953	10,540	13,005	5,000	5,540
5153074	INV-HAZ-MAT	2,070	1,750	2,309	1,600	150
5155020	INV-MILITARY AFFAIRS	0	0	0	1,750	(1,750)
5157020	INV-COUNTY FARM	0	1,803	1,832	5,600	(3,797)
5157030	INV-AGRICULTURE EXTENSION	2,600	3,100	0	4,700	(1,600)
5157040	INV-SOIL CONSERVATION	14,872	3,500	2,699	1,750	1,750
5159009	INV- HOLD	0	0	0	0	0
5159023	INV-TENSR TOWER UPGRADES	0	0	0	0	0
5159080	INV - WDGC	0	0	0	0	0
5531010	CAP-COMMISSIONERS	3,863	0	0	0	0
5531030	CAP-EXC PLAZA	0	0	0	0	0
5531031	CAP-COURTHOUSE MAINT.	57,346	540,000	540,000	2,000,000	(1,460,000)
5531032	CAP-LY SOCK	17,864	275,347	150,000	2,310,000	(2,034,653)
5531033	CAP - ROUTE 405 PROPERTY	0	0	0	0	0
5531034	CAP-CNTY BUILD TSP	3,440,115	3,430,000	3,430,000	3,000,000	430,000
5531035	CAP-PRC BUILDING	0	90,000	47,348	0	90,000
5531036	CAP-LYCO CREEK BUILDING	63,768	0	301	0	0
5531040	CAP-VOTER REGISTRATION	13,056	0	0	6,500	(6,500)
5531041	CAP-CONDUCT OF ELECTIONS	0	0	0	750,000	(750,000)
5531050	CAP-TAX ASSESSMENT	0	0	0	0	0
5531070	CAP-COUNTY TREASURER	0	0	0	0	0
5531080	CAP-CONTROLLER	0	0	0	0	0
5531090	CAP-FISCAL SERVICES	0	0	0	333,333	(333,333)

# 2024 Budget by Fund and Dept

12-21-23

Account	Account Title	Prior Year Actual	Current Year Budget	Current Year Projected	New Year Budget	Budget Change
5531092	CAP-CENTRAL COLLECTIONS	0	0	0	0	0
5531100	CAP-PLANNING COMMISSION	0	14,800	15,966	30,000	(15,200)
5531101	CAP-COUNTY ZONING	0	0	0	30,000	(30,000)
5531102	CAP-GIS	0	0	0	0	0
5531110	CAP-MANAGEMENT INFORMATIO	64,688	350,475	250,000	1,116,963	(766,488)
5531111	CAP-CENTRAL TELEPHONE	1,440	0	6,400	0	0
5531112	CAP-INFORMATION SERVICES	0	0	0	0	0
5531113	CAP-PRINTING/MICROFILMING	0	59,500	220,294	0	59,500
5531114	CAP-RECORD RETENTION	0	0	0	30,000	(30,000)
5531120	CAP-HUMAN RESOURCES	0	0	0	0	0
5532010	CAP-REGISTER & RECORDER	0	46,891	62,365	0	46,891
5532020	CAP-COUNTY SHERIFF	17,265	47,227	113,139	153,021	(105,794)
5532030	CAP-COUNTY CORONER	87,996	3,500,000	1,750,000	1,400,000	2,100,000
5532040	CAP-PROTHONOTARY	0	0	0	231,500	(231,500)
5532050	CAP-DOMESTIC RELATIONS	0	0	0	0	0
5532060	CAP-PUBLIC DEFENDER	0	0	0	0	0
5532070	CAP-DISTRICT ATTORNEY	5,617	0	0	55,000	(55,000)
5532075	CAP-DA NEU	0	0	0	0	0
5532090	CAP-COURTS	5,629	9,500	7,225	15,000	(5,500)
5532120	CAP-DJ FREY	0	500,000	0	0	500,000
5532121	CAP-DJ BIICHLER	0	6,500	5,548	0	6,500
5532122	CAP-DJ SOLOMON	0	6,500	5,548	0	6,500
5532123	CAP-DJ WHITEMAN	0	6,500	5,548	0	6,500
5532124	CAP-DJ KEMP	0	0	0	0	0
5532125	CAP-DJ DIETER	36,121	100,000	1,619	0	100,000
5533010	CAP-ADULT PROBATION	0	0	0	34,840	(34,840)
5533015	CAP-RE-ENTRY CENTER	0	0	0	0	0
5533020	CAP-COUNTY PRISON	154,089	111,946	130,682	124,300	(12,354)
5533030	CAP-PRE-RELEASE	5,888	10,000	391	46,000	(36,000)
5533040	CAP-DUI CENTER	0	0	0	0	0
5533045	CAP-CENTRAL PROCG CENETR	2,497	0	0	0	0
5533050	CAP-JUVENILE PROBATION	0	6,500	5,548	32,200	(25,700)
5533070	CAP-COMMUNICATIONS	1,684,901	2,331,204	944,617	1,830,623	500,581
5533071	CAP-EMERGENCY MANAGEMENT	25,639	38,240	0	40,000	(1,760)
5533073	CAP-EMS	0	30,000	38,570	6,500	23,500
5535020	CAP-MILITARY AFFAIRS	0	0	0	6,500	(6,500)
5537020	CAP-FARM	0	12,000	0	7,000	5,000
5537030	CAP-AGRICULTURE EXTENSION	0	0	0	6,500	(6,500)
5537040	CAP-SOIL CONSERVATION	71,770	0	0	0	0
5539032	2009 COPS WIRELESS	0	0	0	0	0
5539034	CAP-PR FACILITY UPGRADE	0	0	0	0	0
5539036	CAP-RT 405 HWY PROPERTY	0	0	0	0	0
5539037	CAP-SECURITY CAMERA PROJ	0	0	0	0	0
5539038	CAP-FIRE SUPPRESSION SYS	0	0	0	0	0
5539080	CAP - WDGC	0	0	0	0	0

## 2024 Budget by Fund and Dept

12-21-23

Account	Account Title	Prior Year Actual	Current Year Budget	Current Year Projected	New Year Budget	Budget Change
5870402	REIMBEXP-INSURANCE	0	0	0	0	0
5870406	REIMBEXP-911 PHONE TARIFF	0	0	0	0	0
5870449	REIMBEXP-PRISON	0	0	0	0	0
5870903	REIMBEXP-CAP-PRELEASE	0	0	0	0	0
5870904	REIMBEXP-CAP-E.M.S.	0	0	0	0	0
5870905	REIMBEXP-CAP-HAZ-MAT	0	0	0	0	0
5870907	REIMBEXP-CAP-911 WIRELESS	0	0	0	0	0
5870908	REIMBEXP-CAP-EMA	0	0	0	0	0
5870910	REIMBEXP-CAP ACT122 CORON	0	0	0	0	0
5870912	REIMBEXP-CAP NFWF	0	0	0	0	0
5870920	REIMBEXP-CAP-ACT 13	0	0	0	0	0
5870921	REIMBEXP-CAP CENTRL PROCG	0	0	0	0	0
5870923	REIMBEXP-CAP DRO 1100	0	0	0	0	0
5870924	REIMBEXP-CAP CRBG COVID19	0	0	0	0	0
5870926	REIMBEXP-CAP-ARPA	0	0	0	0	0
<b>Expenditures - Total</b>		<b>6,107,835</b>	<b>12,174,109</b>	<b>8,070,157</b>	<b>14,460,100</b>	<b>(2,285,991)</b>
<b>1093 - CAPITAL PURCHASES - Total</b>		<b>6,013,565</b>	<b>12,174,109</b>	<b>8,064,157</b>	<b>14,460,100</b>	<b>(2,285,991)</b>

# 2024 Budget by Fund and Dept

12-21-23

Account	Account Title	Prior Year Actual	Current Year Budget	Current Year Projected	New Year Budget	Budget Change
<b>0010 - COUNTY GENERAL</b>						
<b>1094 - CONTINGENCY</b>						
5251012	GENGOV-MISC ADJUSTMENTS	793,390	212,898	280,721	250,000	(37,102)
5251032	GENGOV-SUPPLEMENTAL PAY	0	0	0	0	0
<b>Expenditures - Total</b>		<b>793,390</b>	<b>212,898</b>	<b>280,721</b>	<b>250,000</b>	<b>(37,102)</b>
<b>1094 - CONTINGENCY - Total</b>		<b>793,390</b>	<b>212,898</b>	<b>280,721</b>	<b>250,000</b>	<b>(37,102)</b>

# 2024 Budget by Fund and Dept

12-21-23

Account	Account Title	Prior Year Actual	Current Year Budget	Current Year Projected	New Year Budget	Budget Change
<b>0010 - COUNTY GENERAL</b>						
<b>1100 - PCD-PLANNING</b>						
4230412	LOCAL-1ST COMM FOUNDATN	0	0	0	0	0
4311011	FEES-GIS FEE INCOME	0	8,000	6,000	8,000	0
4311014	FEES-PLANNING COMMISSION	18,875	19,000	18,000	19,000	0
4311026	FEES-MUNI TRNG WORKSHOP	0	0	0	0	0
4311028	FEES-GRANT APPLICATIONS	0	0	0	0	0
4710033	MISC-LAND DEVEL REIMB	8,710	10,000	6,000	9,000	(1,000)
<b>Revenues - Total</b>		<b>27,585</b>	<b>37,000</b>	<b>30,000</b>	<b>36,000</b>	<b>(1,000)</b>
5020001	SALARY DIRECTOR/DEPT HEAD	99,404	104,900	101,765	108,037	(3,137)
5030001	SALARY-PROFESSIONAL STAFF	776,113	848,584	870,071	937,516	(88,932)
5040001	SALARY-STAFF	35,599	37,568	69,338	74,254	(36,686)
5070001	WAGES	51,816	57,830	36,996	45,186	12,644
5080003	OVERTIME	348	0	0	0	0
5080006	OVERRIDE	1,198	0	791	0	0
5080021	INSURANCE OPT-OUT	4,327	5,000	3,888	4,000	1,000
5080022	SUPPLEMENTAL PAY	0	0	0	0	0
5080023	YEAREND BUY BACK	2,407	0	5,175	0	0
5080024	TERMINATION BUY BACK	1,254	0	0	0	0
5080029	CELL PHONE ALLOWANCE	0	0	0	0	0
5116001	SUPPLIES-OFFICE	1,982	2,300	1,700	2,100	200
5140001	EQUIP NON CAPITAL	231	700	340	945	(245)
5140008	DESIGNATED NON-CAPITAL	0	0	0	0	0
5201501	TELEPHONE	675	1,150	700	800	350
5201508	CELLULAR TELEPHONES	1,171	1,650	800	1,200	450
5201511	INTERNET SERVICE	0	0	0	0	0
5201512	PAGING SERVICE	0	0	0	0	0
5212001	POSTAGE	894	2,200	1,425	1,500	700
5213100	PROFESSIONAL DUES	3,559	4,500	4,000	4,500	0
5213105	CONFERENCES/SEMINARS	2,057	5,000	4,000	5,000	0
5213501	TUITION PAYMENTS	0	0	0	0	0
5214000	TRAVEL & TRANSPORTATION	2,397	1,500	1,500	2,000	(500)
5215100	ADVERTISING EXPENSE	1,552	1,600	1,600	2,000	(400)
5216500	RENTAL-VEHICLES	240	500	300	500	0
5216501	RENTAL-LEASED VEHICLES	0	0	0	0	0
5219108	OTHER GENERAL OPERATING	574	1,500	1,500	2,000	(500)
5219111	OTHGEN-INTERNS STIPENDS	0	600	1,300	1,300	(700)
5219122	OTHER-MUNI TRNG WORKSHOP	0	0	0	0	0
5231100	PROFSVC-LEGAL SERVICES	12,369	18,000	14,000	16,000	2,000
5231204	PROFSVC-ADMIN CONSULTING	66,182	100,000	90,000	100,000	0
5231211	PROFSVC-CONSULTING SVCS	8,710	9,000	5,500	9,000	0
5232001	CONTRMAINT-EQUIPMENT	3,011	7,421	3,200	4,200	3,221
5233021	PURSVC-DRG/ALCOHOL SCREEN	160	80	75	150	(70)
5471000	M&R-DIESEL FUEL & GAS	920	1,000	450	1,000	0
5471003	M&R-VEHICLE REPAIRS	0	0	0	0	0



## 2024 Budget by Fund and Dept

12-21-23

Account	Account Title	Prior Year Actual	Current Year Budget	Current Year Projected	New Year Budget	Budget Change
5831004	DENTAL / REGULAR	9,439	8,992	9,574	12,619	(3,627)
5831007	PRESCRIPTION DRUGS	23,553	21,735	20,674	24,300	(2,565)
5831009	CORESOURCE CLAIMS	194,837	215,929	208,530	288,288	(72,359)
5831017	CORESOURCE ADMIN FEE	32,468	25,058	38,751	135,455	(110,397)
5832000	SOCIAL SECURITY	73,253	77,120	68,024	89,351	(12,231)
5834000	LIFE INSURANCE	506	442	461	524	(82)
5835000	WORKER COMP	1,036	1,530	1,131	4,684	(3,154)
5838000	RETIREMENT FUND	59,518	43,799	0	0	43,799
5870100	REIMBEXP-CAP FRINGE BENEF	123,347	130,000	130,000	130,000	0
5870102	REIMBEXP-SALARIES	305,078	310,000	310,000	310,000	0
5870206	REIMBEXP-EE PAYROLL DEDUC	32,631	31,000	0	39,000	8,000
5870207	REIMBEXP-NONRAINBW PR DED	850	0	0	0	0
5870420	REIMBEXP-OTHER COUNTYPROJ	0	0	0	0	0
<b>Expenditures - Total</b>		<b>1,011,857</b>	<b>1,136,188</b>	<b>1,127,559</b>	<b>1,399,409</b>	<b>(263,221)</b>
<b>1100 - PCD-PLANNING - Total</b>		<b>984,271</b>	<b>1,099,188</b>	<b>1,097,559</b>	<b>1,363,409</b>	<b>(264,221)</b>

# 2024 Budget by Fund and Dept

12-21-23

Account	Account Title	Prior Year Actual	Current Year Budget	Current Year Projected	New Year Budget	Budget Change
<b>0010 - COUNTY GENERAL</b>						
<b>1101 - PCD-ZONING</b>						
4220133	STGR-MAP GRANT	0	50,000	50,000	0	(50,000)
4230102	LOCAL TWP ZONING COST SHA	32,321	35,000	35,000	40,000	5,000
4311009	FEES-ZONING	36,219	38,000	25,000	30,000	(8,000)
4311021	FEES-MUNIC ZONING ADM	0	0	0	0	0
4311026	FEES-MUNI TRNG WORKSHOP	0	0	0	0	0
<b>Revenues - Total</b>		<b>68,540</b>	<b>123,000</b>	<b>110,000</b>	<b>70,000</b>	<b>(53,000)</b>
5030001	SALARY-PROFESSIONAL STAFF	76,862	80,687	91,859	98,175	(17,488)
5040001	SALARY-STAFF	0	0	0	0	0
5070001	WAGES	0	0	0	0	0
5080003	OVERTIME	0	0	0	0	0
5080021	INSURANCE OPT-OUT	0	0	0	0	0
5080022	SUPPLEMENTAL PAY	0	0	0	0	0
5080023	YEAREND BUY BACK	0	0	562	0	0
5080024	TERMINATION BUY BACK	0	0	0	0	0
5116001	SUPLIES-OFFICE	152	200	100	150	50
5140001	EQUIP NON CAPITAL	0	0	0	0	0
5140009	ENC-SOFTWARE	0	0	0	0	0
5212001	POSTAGE	1,228	850	850	950	(100)
5213302	STAFF TRAINING & DEVELOP	750	1,000	1,000	1,000	0
5214000	TRAVEL & TRANSPORTATION	1,173	1,700	1,500	2,000	(300)
5215100	ADVERTISING EXPENSE	1,830	2,700	2,100	2,500	200
5231100	PROFSVC-LEGAL SERVICES	1,913	5,000	2,000	5,000	0
5231104	PROFSVC-TRANSCRIPT/STENO	1,020	1,500	1,000	1,500	0
5231107	PROFSVC-COUNTY SOLICITOR	762	3,000	1,200	2,500	500
5231209	PROFSVC-PLANNING COMM EXP	0	15,000	5,000	5,000	10,000
5231223	PROFSVC-GIS STAFF SUPPORT	0	0	0	0	0
5231225	PROFSVC-Z/SDO ZONING ASST	0	0	0	0	0
5233021	PURSVC-DRG/ALCOHOL SCREEN	0	0	0	0	0
5831004	DENTAL / REGULAR	1,508	1,423	1,337	1,328	95
5831007	PRESCRIPTION DRUGS	2,191	2,085	612	0	2,085
5831009	CORESOURCE CLAIMS	18,375	62,036	6,255	18,018	44,018
5831017	CORESOURCE ADMIN FEE	3,060	6,253	1,156	11,886	(5,633)
5832000	SOCIAL SECURITY	5,521	5,965	5,740	7,587	(1,622)
5834000	LIFE INSURANCE	55	55	49	55	0
5835000	WORKER COMP	105	155	84	353	(198)
5838000	RETIREMENT FUND	4,611	3,393	0	0	3,393
5852017	STGR-MAP GRANT	3,690	106,810	75,000	31,810	75,000
5870206	REIMBEXP-EE PAYROLL DEDUC	4,567	4,400	0	4,900	500
<b>Expenditures - Total</b>		<b>120,240</b>	<b>295,412</b>	<b>197,404</b>	<b>184,913</b>	<b>110,499</b>
<b>1101 - PCD-ZONING - Total</b>		<b>51,700</b>	<b>172,412</b>	<b>87,404</b>	<b>114,913</b>	<b>57,499</b>

# 2024 Budget by Fund and Dept

12-21-23

Account	Account Title	Prior Year Actual	Current Year Budget	Current Year Projected	New Year Budget	Budget Change
<b>0010 - COUNTY GENERAL</b>						
<b>1102 - PCD-G.I.S.</b>						
4311011	FEES-GIS FEE INCOME	6,565	0	40	0	0
4311023	FEES-GEOPLAN LISC/MAINT	0	0	0	0	0
4311025	FEES-GEOPLAN TRAINING	0	0	0	0	0
<b>Revenues - Total</b>		<b>6,565</b>	<b>0</b>	<b>40</b>	<b>0</b>	<b>0</b>
5116001	SUPPLIES-OFFICE	20	0	0	0	0
5201508	CELLULAR TELEPHONES	480	0	319	0	0
5213302	STAFF TRAINING & DEVELOP	754	0	0	0	0
5231209	PROFSVC-PLANNING COMM EXP	133,440	0	0	0	0
5471000	M&R-DIESEL FUEL & GAS	0	0	32	0	0
<b>Expenditures - Total</b>		<b>134,695</b>	<b>0</b>	<b>351</b>	<b>0</b>	<b>0</b>
<b>1102 - PCD-G.I.S. - Total</b>		<b>128,130</b>	<b>0</b>	<b>311</b>	<b>0</b>	<b>0</b>

# 2024 Budget by Fund and Dept

12-21-23

Account	Account Title	Prior Year Actual	Current Year Budget	Current Year Projected	New Year Budget	Budget Change
<b>0010 - COUNTY GENERAL</b>						
<b>1110 - MANAGEMENT INFORMATION</b>						
5020001	SALARY DIRECTOR/DEPT HEAD	156,990	165,671	137,480	132,313	33,358
5030001	SALARY-PROFESSIONAL STAFF	564,493	743,909	578,782	833,725	(89,816)
5040001	SALARY-STAFF	61,153	65,049	68,791	73,350	(8,301)
5070001	WAGES	5,292	0	3,142	40,023	(40,023)
5080003	OVERTIME	12	0	457	0	0
5080004	HOLIDAY OVERTIME	151	0	22	0	0
5080005	ON-CALL	0	0	0	0	0
5080006	OVERRIDE	0	0	2,357	0	0
5080021	INSURANCE OPT-OUT	4,500	4,000	3,581	4,000	0
5080022	SUPPLEMENTAL PAY	0	0	0	0	0
5080023	YEAREND BUY BACK	1,188	0	3,887	0	0
5080024	TERMINATION BUY BACK	5,464	0	17,351	0	0
5080029	CELL PHONE ALLOWANCE	1,935	1,980	1,980	1,320	660
5116001	SUPPLIES-OFFICE	2,248	2,280	2,400	2,400	(120)
5140001	EQUIP NON CAPITAL	0	0	0	0	0
5140006	EQUIP NON-CAP. UPGRADES	0	0	0	0	0
5140008	DESIGNATED NON-CAPITAL	0	0	0	0	0
5140009	ENC-SOFTWARE	0	0	0	0	0
5201501	TELEPHONE	658	1,100	1,100	1,100	0
5201508	CELLULAR TELEPHONES	1,160	1,600	1,600	1,600	0
5201511	INTERNET SERVICE	18,658	22,000	22,000	22,000	0
5201512	PAGING SERVICE	180	240	240	240	0
5212001	POSTAGE	617	206	300	300	(94)
5213301	EDUCATIONAL SEMINARS	698	6,000	6,000	6,000	0
5214000	TRAVEL & TRANSPORTATION	1,161	2,500	2,500	2,500	0
5215100	ADVERTISING EXPENSE	0	0	0	0	0
5219111	OTHGEN-INTERNS STIPENDS	0	0	0	0	0
5230000	CONTRACTED SERVICES	71,415	150,000	150,000	150,000	0
5232001	CONTRMAINT-EQUIPMENT	584,382	1,047,812	1,060,000	1,169,450	(121,638)
5232006	CONTRMAINT-MICROSOFT	193,865	289,584	300,000	300,000	(10,416)
5233021	PURSVC-DRG/ALCOHOL SCREEN	195	0	0	0	0
5233400	CONTRACTED EMPLOYMT SVCS	0	0	0	0	0
5450001	M&R-OPERATING EQUIPMENT	5,910	5,400	5,000	5,000	400
5471000	M&R-DIESEL FUEL & GAS	3	50	50	50	0
5831004	DENTAL / REGULAR	8,332	9,696	6,729	11,290	(1,594)
5831007	PRESCRIPTION DRUGS	16,762	22,761	10,997	12,600	10,161
5831009	CORESOURCE CLAIMS	144,039	303,876	110,959	234,234	69,642
5831017	CORESOURCE ADMIN FEE	23,740	34,382	20,651	90,613	(56,231)
5832000	SOCIAL SECURITY	61,752	70,099	50,455	82,881	(12,782)
5834000	LIFE INSURANCE	369	377	313	896	(519)
5835000	WORKER COMP	889	1,312	692	3,652	(2,340)
5838000	RETIREMENT FUND	54,450	40,070	0	0	40,070
5870206	REIMBEXP-EE PAYROLL DEDUC	26,571	33,694	0	22,950	(10,744)

# 2024 Budget by Fund and Dept

12-21-23

Account	Account Title	Prior Year Actual	Current Year Budget	Current Year Projected	New Year Budget	Budget Change
5870207	REIMBEXP-NONRAINBW PR DED	982	0	0	0	0
5870920	REIMBEXP-CAP-ACT 13	0	0	0	0	0
<b>Expenditures - Total</b>		<b>1,965,107</b>	<b>2,958,260</b>	<b>2,569,815</b>	<b>3,158,588</b>	<b>(200,328)</b>
<b>1110 - MANAGEMENT INFORMATION - Total</b>		<b>1,965,107</b>	<b>2,958,260</b>	<b>2,569,815</b>	<b>3,158,588</b>	<b>(200,328)</b>

# 2024 Budget by Fund and Dept

12-21-23

Account	Account Title	Prior Year Actual	Current Year Budget	Current Year Projected	New Year Budget	Budget Change
<b>0010 - COUNTY GENERAL</b>						
<b>1111 - CENTRAL TELEPHONE</b>						
5140001	EQUIP NON CAPITAL	0	0	0	0	0
5140009	ENC-SOFTWARE	0	0	0	0	0
5201501	TELEPHONE	3,582	10,691	10,000	10,000	691
5201508	CELLULAR TELEPHONES	1,241	1,400	1,400	1,400	0
5232001	CONTRMAINT-EQUIPMENT	27,122	32,000	32,000	32,000	0
5835000	WORKER COMP	20	29	0	0	29
5838000	RETIREMENT FUND	1,249	919	0	0	919
5870300	REIMBEXP-TELEPHONE	0	0	0	0	0
<b>Expenditures - Total</b>		<b>33,215</b>	<b>45,039</b>	<b>43,400</b>	<b>43,400</b>	<b>1,639</b>
<b>1111 - CENTRAL TELEPHONE - Total</b>		<b>33,215</b>	<b>45,039</b>	<b>43,400</b>	<b>43,400</b>	<b>1,639</b>

# 2024 Budget by Fund and Dept

12-21-23

Account	Account Title	Prior Year Actual	Current Year Budget	Current Year Projected	New Year Budget	Budget Change
<b>0010 - COUNTY GENERAL</b>						
<b>1112 - MAIL SERVICES</b>						
5040001	SALARY-STAFF	39,486	39,229	25,525	33,060	6,169
5080003	OVERTIME	0	0	0	0	0
5080021	INSURANCE OPT-OUT	0	0	0	0	0
5080022	SUPPLEMENTAL PAY	0	0	0	0	0
5080023	YEAREND BUY BACK	0	0	0	0	0
5080024	TERMINATION BUY BACK	1,463	0	0	0	0
5116001	SUPPLIES-OFFICE	181	200	200	1,500	(1,300)
5212001	POSTAGE	0	0	0	0	0
5212002	POSTAGE PERMITS	1,100	1,220	1,100	1,100	120
5214000	TRAVEL & TRANSPORTATION	0	0	0	0	0
5232001	CONTRMAINT-EQUIPMENT	6,837	8,259	8,000	6,700	1,559
5831004	DENTAL / REGULAR	672	672	341	400	272
5831007	PRESCRIPTION DRUGS	2,191	2,085	1,633	2,000	85
5831009	CORESOURCE CLAIMS	18,375	29,389	16,515	18,700	10,689
5831017	CORESOURCE ADMIN FEE	3,060	3,149	3,057	3,450	(301)
5832000	SOCIAL SECURITY	5,190	2,900	2,364	2,529	371
5834000	LIFE INSURANCE	28	28	11	0	28
5835000	WORKER COMP	20	29	56	119	(90)
5838000	RETIREMENT FUND	1,249	919	0	0	919
5870206	REIMBEXP-EE PAYROLL DEDUC	3,669	3,129	0	790	(2,339)
<b>Expenditures - Total</b>		<b>76,184</b>	<b>84,950</b>	<b>58,801</b>	<b>68,768</b>	<b>16,182</b>
<b>1112 - MAIL SERVICES - Total</b>		<b>76,184</b>	<b>84,950</b>	<b>58,801</b>	<b>68,768</b>	<b>16,182</b>

# 2024 Budget by Fund and Dept

12-21-23

Account	Account Title	Prior Year Actual	Current Year Budget	Current Year Projected	New Year Budget	Budget Change
<b>0010 - COUNTY GENERAL</b>						
<b>1113 - PRINTING/MICROFILMING</b>						
4710000	MISCELLANEOUS INCOME	644	0	0	0	0
<b>Revenues - Total</b>		<b>644</b>	<b>0</b>	<b>0</b>	<b>0</b>	<b>0</b>
5040004	SALARY-PRINTER	49,559	52,299	50,740	53,868	(1,569)
5080003	OVERTIME	0	0	0	0	0
5080006	OVERRIDE	0	0	0	0	0
5080021	INSURANCE OPT-OUT	0	0	0	0	0
5080022	SUPPLEMENTAL PAY	0	0	0	0	0
5080023	YEAREND BUY BACK	0	0	0	0	0
5080024	TERMINATION BUY BACK	0	0	0	0	0
5116001	SUPPLIES-OFFICE	2,716	3,200	3,200	3,200	0
5140001	EQUIP NON CAPITAL	330	0	0	0	0
5201501	TELEPHONE	0	0	0	0	0
5215100	ADVERTISING EXPENSE	0	0	0	0	0
5232001	CONTRMAINT-EQUIPMENT	18,597	23,600	23,000	24,000	(400)
5831004	DENTAL / REGULAR	869	869	771	664	205
5831007	PRESCRIPTION DRUGS	2,157	2,054	1,629	2,000	54
5831009	CORESOURCE CLAIMS	18,086	29,389	16,435	18,018	11,371
5831017	CORESOURCE ADMIN FEE	3,014	3,103	3,041	11,514	(8,411)
5832000	SOCIAL SECURITY	3,579	3,866	3,033	4,121	(255)
5834000	LIFE INSURANCE	28	28	24	28	0
5835000	WORKER COMP	67	99	46	3,733	(3,634)
5838000	RETIREMENT FUND	4,286	3,154	0	0	3,154
5870102	REIMBEXP-SALARIES	0	0	0	0	0
5870206	REIMBEXP-EE PAYROLL DEDUC	3,479	3,326	0	3,450	124
<b>Expenditures - Total</b>		<b>99,810</b>	<b>118,335</b>	<b>101,920</b>	<b>117,695</b>	<b>640</b>
<b>1113 - PRINTING/MICROFILMING - Total</b>		<b>99,166</b>	<b>118,335</b>	<b>101,920</b>	<b>117,695</b>	<b>640</b>



# 2024 Budget by Fund and Dept

12-21-23

Account	Account Title	Prior Year Actual	Current Year Budget	Current Year Projected	New Year Budget	Budget Change
<b>0010 - COUNTY GENERAL</b>						
<b>1114 - RECORD RETENTION</b>						
5040025	SALARY-RECORD RETENTION	44,875	47,489	41,276	47,489	0
5080021	INSURANCE OPT-OUT	981	1,000	972	1,000	0
5080022	SUPPLEMENTAL PAY	0	0	0	0	0
5080023	YEAREND BUY BACK	0	0	0	0	0
5080024	TERMINATION BUY BACK	0	0	0	0	0
5116001	SUPPLIES-OFFICE	3,220	900	900	3,400	(2,500)
5140001	EQUIP NON CAPITAL	0	0	0	0	0
5140008	DESIGNATED NON-CAPITAL	0	0	0	0	0
5140009	ENC-SOFTWARE	0	30,000	0	0	30,000
5212001	POSTAGE	29	0	0	0	0
5232001	CONTRMAINT-EQUIPMENT	0	2,500	8,700	8,700	(6,200)
5831004	DENTAL / REGULAR	112	1,447	0	0	1,447
5831007	PRESCRIPTION DRUGS	0	0	0	0	0
5831009	CORESOURCE CLAIMS	0	0	0	0	0
5831017	CORESOURCE ADMIN FEE	0	0	0	0	0
5832000	SOCIAL SECURITY	0	0	0	2,566	(2,566)
5834000	LIFE INSURANCE	4	28	0	28	0
5835000	WORKER COMP	150	221	0	121	100
5838000	RETIREMENT FUND	3,116	2,293	0	0	2,293
5870001	REIMB EXP	39,012	40,000	0	0	(40,000)
5870206	REIMBEXP-EE PAYROLL DEDUC	0	1,139	0	0	(1,139)
5870920	REIMBEXP-CAP-ACT 13	0	0	0	0	0
<b>Expenditures - Total</b>		<b>13,475</b>	<b>44,739</b>	<b>51,848</b>	<b>63,303</b>	<b>(18,564)</b>
<b>1114 - RECORD RETENTION - Total</b>		<b>13,475</b>	<b>44,739</b>	<b>51,848</b>	<b>63,303</b>	<b>(18,564)</b>

# 2024 Budget by Fund and Dept

12-21-23

Account	Account Title	Prior Year Actual	Current Year Budget	Current Year Projected	New Year Budget	Budget Change
<b>0010 - COUNTY GENERAL</b>						
<b>1115 - SAFETY COMMITTEE</b>						
5450002	M&R - AED'S	0	0	0	0	0
<b>Expenditures - Total</b>		<b>0</b>	<b>0</b>	<b>0</b>	<b>0</b>	<b>0</b>
<b>1115 - SAFETY COMMITTEE - Total</b>		<b>0</b>	<b>0</b>	<b>0</b>	<b>0</b>	<b>0</b>

# 2024 Budget by Fund and Dept

12-21-23

Account	Account Title	Prior Year Actual	Current Year Budget	Current Year Projected	New Year Budget	Budget Change
<b>0010 - COUNTY GENERAL</b>						
<b>1120 - HUMAN RESOURCES</b>						
4311007	FEES-COBRA PROCESSING	0	0	0	0	0
<b>Revenues - Total</b>		<b>0</b>	<b>0</b>	<b>0</b>	<b>0</b>	<b>0</b>
5020001	SALARY DIRECTOR/DEPT HEAD	81,456	91,080	91,084	91,080	0
5040001	SALARY-STAFF	109,599	149,419	184,743	190,285	(40,866)
5070001	WAGES	4,001	0	0	0	0
5080003	OVERTIME	0	0	0	0	0
5080006	OVERRIDE	0	0	1,744	0	0
5080021	INSURANCE OPT-OUT	615	0	2,000	2,000	(2,000)
5080022	SUPPLEMENTAL PAY	0	0	0	0	0
5080023	YEAREND BUY BACK	597	0	844	0	0
5080024	TERMINATION BUY BACK	7,385	0	584	0	0
5080029	CELL PHONE ALLOWANCE	761	1,320	1,320	660	660
5116001	SUPLIES-OFFICE	1,492	1,500	2,000	2,000	(500)
5140001	EQUIP NON CAPITAL	110	0	0	0	0
5140009	ENC-SOFTWARE	0	7,340	0	0	7,340
5201501	TELEPHONE	247	300	300	300	0
5212001	POSTAGE	2,606	650	1,100	1,100	(450)
5213100	PROFESSIONAL DUES	927	1,100	1,500	1,500	(400)
5213302	STAFF TRAINING & DEVELOP	4,520	29,000	20,000	20,000	9,000
5214000	TRAVEL & TRANSPORTATION	1,480	450	450	450	0
5215100	ADVERTISING EXPENSE	3,766	0	0	0	0
5219111	OTHGEN-INTERNS STIPENDS	0	0	0	0	0
5231211	PROFSVC-CONSULTING SVCS	11,277	12,000	87,000	87,000	(75,000)
5231513	PROFSVC-SAFETY INST/TRNG	0	437	0	0	437
5232001	CONTRMAINT-EQUIPMENT	394	948	950	950	(2)
5233021	PURSV-DRG/ALCOHOL SCREEN	200	0	200	200	(200)
5233400	CONTRACTED EMPLOYMT SVCS	0	0	0	0	0
5251017	GG-EMPLOYEE ENGAGEMENT	1,356	50,000	50,000	50,000	0
5251035	GG-RECRUITING	18,976	30,000	10,000	10,000	20,000
5831004	DENTAL / REGULAR	2,147	2,770	1,782	3,321	(551)
5831007	PRESCRIPTION DRUGS	4,590	7,201	3,683	4,500	2,701
5831009	CORESOURC CLAIMS	37,453	101,917	36,275	54,054	47,863
5831017	CORESOURC ADMIN FEE	6,287	10,877	6,817	14,689	(3,812)
5832000	SOCIAL SECURITY	16,194	15,386	16,032	19,399	(4,013)
5834000	LIFE INSURANCE	83	101	89	448	(347)
5835000	WORKER COMP	262	387	212	906	(519)
5838000	RETIREMENT FUND	15,348	11,295	0	0	11,295
5870206	REIMBEXP-EE PAYROLL DEDUC	7,042	10,860	0	7,500	(3,360)
5870207	REIMBEXP-NONRAINBW PR DED	938	0	0	0	0
<b>Expenditures - Total</b>		<b>326,151</b>	<b>514,618</b>	<b>520,709</b>	<b>547,341</b>	<b>(32,723)</b>
<b>1120 - HUMAN RESOURCES - Total</b>		<b>326,151</b>	<b>514,618</b>	<b>520,709</b>	<b>547,341</b>	<b>(32,723)</b>

# 2024 Budget by Fund and Dept

12-21-23

Account	Account Title	Prior Year Actual	Current Year Budget	Current Year Projected	New Year Budget	Budget Change
<b>0010 - COUNTY GENERAL</b>						
<b>2010 - REG &amp; REC</b>						
4312019	FEES-REGISTER & RECORDER	673,822	645,000	700,000	722,000	77,000
4312029	FEES: R/R U.P.I.	237,940	230,000	200,000	200,000	(30,000)
4312033	FEES - COPIES	29,781	28,000	28,000	28,000	0
4312034	FEES - ON LINE SERVICES	0	0	0	0	0
4510001	INTEREST INCOME	1,409	3,000	3,833	0	(3,000)
<b>Revenues - Total</b>		<b>942,952</b>	<b>906,000</b>	<b>931,833</b>	<b>950,000</b>	<b>44,000</b>
5010001	SALARY ELECTED OFFICIALS	71,545	74,714	71,874	78,154	(3,440)
5040001	SALARY-STAFF	240,100	254,555	262,553	277,173	(22,618)
5070001	WAGES	0	0	0	12,000	(12,000)
5080003	OVERTIME	6	0	61	220	(220)
5080021	INSURANCE OPT-OUT	0	0	0	0	0
5080022	SUPPLEMENTAL PAY	0	0	0	0	0
5080023	YEAREND BUY BACK	274	0	2,403	0	0
5080024	TERMINATION BUY BACK	0	0	0	0	0
5080029	CELL PHONE ALLOWANCE	645	660	660	660	0
5116001	SUPPLIES-OFFICE	9,938	10,450	11,000	11,500	(1,050)
5140001	EQUIP NON CAPITAL	0	0	0	20,800	(20,800)
5140008	DESIGNATED NON-CAPITAL	0	20,109	0	41,000	(20,891)
5140009	ENC-SOFTWARE	0	0	0	0	0
5201501	TELEPHONE	263	313	368	300	13
5212001	POSTAGE	5,160	2,800	4,200	4,800	(2,000)
5213100	PROFESSIONAL DUES	1,250	1,300	1,250	1,300	0
5213105	CONFERENCES/SEMINARS	925	925	900	925	0
5214000	TRAVEL & TRANSPORTATION	1,611	975	1,300	1,800	(825)
5215100	ADVERTISING EXPENSE	4,046	4,500	4,500	5,000	(500)
5219124	OTHGEN-SCANNING	89,461	85,000	89,000	90,000	(5,000)
5231100	PROFSVC-LEGAL SERVICES	7,250	4,300	4,300	4,300	0
5232001	CONTRMAINT-EQUIPMENT	769	1,553	800	1,000	553
5232003	CONTR MAINT & REPAIR	0	0	0	0	0
5233021	PURSV-DRG/ALCOHOL SCREEN	40	0	300	0	0
5233400	CONTRACTED EMPLOYMT SVCS	291	0	6,500	0	0
5233504	ON LINE WEB HOST SVCS	900	10,800	10,800	10,800	0
5471000	M&R-DIESEL FUEL & GAS	153	0	100	120	(120)
5831004	DENTAL / REGULAR	4,393	4,136	3,941	5,313	(1,177)
5831007	PRESCRIPTION DRUGS	12,775	11,330	8,779	10,500	830
5831009	CORESOURC CLAIMS	93,339	124,805	88,373	144,144	(19,339)
5831017	CORESOURC ADMIN FEE	17,863	17,114	16,407	60,390	(43,276)
5832000	SOCIAL SECURITY	22,252	22,294	18,790	27,183	(4,889)
5834000	LIFE INSURANCE	211	193	182	221	(28)
5835000	WORKER COMP	379	560	1,049	1,279	(719)
5838000	RETIREMENT FUND	18,653	13,726	0	0	13,726
5870206	REIMBEXP-EE PAYROLL DEDUC	17,619	16,620	0	15,700	(920)
5870207	REIMBEXP-NONRAINBW PR DED	210	0	0	0	0

# 2024 Budget by Fund and Dept

12-21-23

Account	Account Title	Prior Year Actual	Current Year Budget	Current Year Projected	New Year Budget	Budget Change
5870436	REIMBEXP-R/R REC IMP FUND	0	0	0	0	0
5870920	REIMBEXP-CAP-ACT 13	0	0	0	0	0
<b>Expenditures - Total</b>		<b>586,665</b>	<b>650,492</b>	<b>610,390</b>	<b>795,182</b>	<b>(144,690)</b>
<b>2010 - REG &amp; REC - Total</b>		<b>(356,287)</b>	<b>(255,508)</b>	<b>(321,443)</b>	<b>(154,818)</b>	<b>(100,690)</b>

# 2024 Budget by Fund and Dept

12-21-23

Account	Account Title	Prior Year Actual	Current Year Budget	Current Year Projected	New Year Budget	Budget Change
<b>0010 - COUNTY GENERAL</b>						
<b>2020 - SHERIFF</b>						
4210212	FED-DOJ BULLET PROOF VEST	0	0	0	0	0
4220106	STATE TASK FORCE OLD LYC	260	1,000	1,000	1,500	500
4220121	STATE-REIMB BASIC TRAIN	41,930	49,000	45,000	49,000	0
4312020	FEES-SHERIFF	75,605	110,000	110,000	115,000	5,000
4312032	FEES-USMS FUGITIVE TF	7,289	10,000	8,600	6,200	(3,800)
4312035	FEES-LICENSE TO CARRY	69,746	85,000	85,000	85,500	500
4312036	FEES-TITLE 23 DRO 6106	54	500	500	500	0
4313014	FEES-C&F COLLECTION	8,333	12,000	12,000	12,000	0
4510001	INTEREST INCOME	906	1,000	1,100	1,100	100
4710000	MISCELLANEOUS INCOME	4,300	0	0	0	0
4710041	DA SPECIAL DETAIL ASSIGN	0	4,000	4,000	4,000	0
4713005	LLWS	13,168	15,500	15,500	15,500	0
4713017	WILLIAMS GRANT	0	0	0	0	0
<b>Revenues - Total</b>		<b>221,593</b>	<b>288,000</b>	<b>282,700</b>	<b>290,300</b>	<b>2,300</b>
5010001	SALARY ELECTED OFFICIALS	69,215	71,956	71,956	74,115	(2,159)
5040001	SALARY-STAFF	877,677	1,036,444	1,008,268	1,049,858	(13,414)
5040022	SALARY-ST TSK FORC OLDLYC	247	1,000	1,000	1,500	(500)
5040026	SALARY - LLWS	12,069	15,500	15,500	15,500	0
5070001	WAGES	60,801	97,714	50,524	127,906	(30,192)
5080003	OVERTIME	69,180	90,000	90,000	92,000	(2,000)
5080004	HOLIDAY OVERTIME	1,413	2,000	2,000	2,000	0
5080005	ON-CALL	0	0	0	0	0
5080006	OVERRIDE	51	0	174	0	0
5080012	OVERTIME USMS TASK FORCE	4,369	10,000	8,600	6,200	3,800
5080021	INSURANCE OPT-OUT	3,058	3,000	3,000	3,000	0
5080022	SUPPLEMENTAL PAY	0	0	0	0	0
5080023	YEAREND BUY BACK	1,909	4,000	2,817	0	4,000
5080024	TERMINATION BUY BACK	10,680	6,500	925	0	6,500
5080030	CERTIFICATION ALLOWANCE	1,500	1,500	2,500	2,500	(1,000)
5080040	OT-SHERIFF REIMB FTPATROL	0	0	0	0	0
5082070	DA SPECIAL DETAIL ASSIGN.	4,638	4,000	4,000	4,000	0
5087005	ON-CALL CBU	35,350	36,400	36,400	36,400	0
5116001	SUPPLIES-OFFICE	6,973	9,345	8,000	9,500	(155)
5116011	TITLE 23 DRO 6106	0	0	0	0	0
5117003	CLOTHING & UNIFORMS	8,930	16,100	15,450	15,450	650
5117004	SUPPLIES-START UP COSTS	12,904	14,000	14,000	14,000	0
5119004	SUPPLIES-LICENSE TO CARRY	4,799	5,500	5,500	5,500	0
5140001	EQUIP NON CAPITAL	15,608	19,000	15,000	16,500	2,500
5140008	DESIGNATED NON-CAPITAL	9,017	228,786	38,762	20,427	208,359
5140009	ENC-SOFTWARE	24,367	11,146	10,321	14,321	(3,175)
5199000	OTHER MATERIAL & SUPPLIES	27,941	52,314	44,814	31,280	21,034
5201501	TELEPHONE	713	2,000	1,800	2,300	(300)
5201508	CELLULAR TELEPHONES	6,434	6,500	6,500	6,500	0

## 2024 Budget by Fund and Dept

12-21-23

Account	Account Title	Prior Year Actual	Current Year Budget	Current Year Projected	New Year Budget	Budget Change
5201512	PAGING SERVICE	360	360	360	360	0
5212001	POSTAGE	5,204	3,350	3,350	5,360	(2,010)
5213100	PROFESSIONAL DUES	1,140	2,000	1,836	2,200	(200)
5213105	CONFERENCES/SEMINARS	1,875	4,500	4,500	6,000	(1,500)
5213302	STAFF TRAINING & DEVELOP	5,762	8,000	8,000	9,332	(1,332)
5214000	TRAVEL & TRANSPORTATION	4,029	7,500	7,500	7,500	0
5214106	TRAVEL - EZ PASS	97	200	200	200	0
5215100	ADVERTISING EXPENSE	996	500	500	750	(250)
5216501	RENTAL-LEASED VEHICLES	61,219	68,585	64,706	90,500	(21,915)
5219111	OTHGEN-INTERNS STIPENDS	0	2,400	2,400	2,600	(200)
5231100	PROFSVC-LEGAL SERVICES	12,944	17,330	17,330	18,200	(870)
5231309	PROFSVC-PSYCHOLOGICL TEST	700	1,050	1,050	700	350
5232001	CONTRMAINT-EQUIPMENT	5,084	20,480	17,000	17,000	3,480
5232003	CONTR MAINT & REPAIR	0	75	75	75	0
5232005	CONTRMAINT-GPS UNITS	2,160	2,340	2,340	2,340	0
5233021	PURSV-DRG/ALCOHOL SCREEN	514	240	240	240	0
5251013	GG-PREM ON BOND/REC FEES	148	100	148	148	(48)
5253400	PS - COVID-19	0	0	0	0	0
5471000	M&R-DIESEL FUEL & GAS	27,442	27,335	28,000	29,800	(2,465)
5471003	M&R-VEHICLE REPAIRS	29,754	21,106	21,106	21,736	(630)
5800100	DA SPECIAL DETAIL ASSIGN	0	0	0	0	0
5831004	DENTAL / REGULAR	14,164	15,804	12,316	14,611	1,193
5831007	PRESCRIPTION DRUGS	31,378	31,986	25,202	29,400	2,586
5831009	CORESOURCE CLAIMS	237,539	413,937	256,188	360,360	53,577
5831017	CORESOURCE ADMIN FEE	43,537	45,213	47,311	158,244	(113,031)
5832000	SOCIAL SECURITY	86,865	98,352	84,492	95,998	2,354
5834000	LIFE INSURANCE	592	607	549	607	0
5835000	WORKER COMP	31,938	47,163	22,683	53,146	(5,983)
5838000	RETIREMENT FUND	74,428	54,771	0	0	54,771
5851010	FEDGR-DOJ BULLET PRF VES	0	0	0	0	0
5870100	REIMBEXP-CAP FRINGE BENEF	8,486	15,000	0	0	(15,000)
5870104	REIMBEXP-CH SECURITY COST	31,026	35,000	0	0	(35,000)
5870206	REIMBEXP-EE PAYROLL DEDUC	48,825	48,697	0	55,900	7,203
5870207	REIMBEXP-NONRAINBW PR DED	140	0	0	0	0
5870920	REIMBEXP-CAP-ACT 13	0	0	0	0	0
<b>Expenditures - Total</b>		<b>1,861,233</b>	<b>2,541,292</b>	<b>2,087,193</b>	<b>2,422,264</b>	<b>119,028</b>
<b>2020 - SHERIFF - Total</b>		<b>1,639,640</b>	<b>2,253,292</b>	<b>1,804,493</b>	<b>2,131,964</b>	<b>121,328</b>

# 2024 Budget by Fund and Dept

12-21-23

Account	Account Title	Prior Year Actual	Current Year Budget	Current Year Projected	New Year Budget	Budget Change
<b>0010 - COUNTY GENERAL</b>						
<b>2030 - CORONER</b>						
4210225	FED-FAA REIMB	0	0	0	0	0
4220102	ST-PA STATE CORONERS ASSN	0	0	0	0	0
4220131	ST-DRUG MONTG PROG	0	0	5,000	0	0
4311027	FEES-CORONER CE PROGRAM	0	0	0	0	0
4312028	FEES-CORONER	73,800	60,000	92,107	0	(60,000)
4710000	MISCELLANEOUS INCOME	0	10,000	0	0	(10,000)
<b>Revenues - Total</b>		<b>73,800</b>	<b>70,000</b>	<b>97,107</b>	<b>0</b>	<b>(70,000)</b>
5010001	SALARY ELECTED OFFICIALS	69,535	72,664	72,664	78,154	(5,490)
5030001	SALARY-PROFESSIONAL STAFF	124,520	128,822	159,636	195,922	(67,100)
5040001	SALARY-STAFF	38,480	40,608	11,341	0	40,608
5070001	WAGES	605	109,856	1,227	89,261	20,595
5080003	OVERTIME	32,208	28,000	28,000	28,000	0
5080004	HOLIDAY OVERTIME	1,901	1,400	1,400	1,400	0
5080005	ON-CALL	13,178	18,200	19,200	19,200	(1,000)
5080006	OVERRIDE	0	0	1,721	0	0
5080021	INSURANCE OPT-OUT	981	1,000	0	0	1,000
5080022	SUPPLEMENTAL PAY	0	0	0	0	0
5080023	YEAREND BUY BACK	851	0	3,159	0	0
5080024	TERMINATION BUY BACK	0	0	3,351	0	0
5080029	CELL PHONE ALLOWANCE	1,290	1,320	660	1,320	0
5116001	SUPPLIES-OFFICE	218	824	800	1,600	(776)
5117003	CLOTHING & UNIFORMS	201	500	300	500	0
5140001	EQUIP NON CAPITAL	0	0	8,555	0	0
5140008	DESIGNATED NON-CAPITAL	0	0	0	10,515	(10,515)
5140009	ENC-SOFTWARE	11,757	9,220	17,544	10,700	(1,480)
5201501	TELEPHONE	286	450	300	450	0
5201508	CELLULAR TELEPHONES	2,668	2,700	2,700	2,700	0
5201512	PAGING SERVICE	600	600	300	600	0
5212001	POSTAGE	559	200	150	200	0
5213100	PROFESSIONAL DUES	995	1,200	1,000	1,000	200
5213105	CONFERENCES/SEMINARS	594	0	0	8,500	(8,500)
5214000	TRAVEL & TRANSPORTATION	1,117	200	250	250	(50)
5214106	TRAVEL - EZ PASS	173	300	150	250	50
5216501	RENTAL-LEASED VEHICLES	3,601	10,000	10,000	10,000	0
5219108	OTHER GENERAL OPERATING	10,928	12,076	12,000	12,000	76
5219111	OTHGEN-INTERNS STIPENDS	150	1,800	650	1,800	0
5231100	PROFSVC-LEGAL SERVICES	4,300	4,300	4,300	4,300	0
5232001	CONTRMAINT-EQUIPMENT	51	322	10	10	312
5233021	PURSVC-DRG/ALCOHOL SCREEN	0	100	0	100	0
5252046	JUD-AUTOPSY EXPENSE	50,929	60,000	50,000	60,000	0
5471000	M&R-DIESEL FUEL & GAS	6,473	5,000	2,800	4,000	1,000
5471003	M&R-VEHICLE REPAIRS	4,414	3,700	4,000	3,700	0
5831004	DENTAL / REGULAR	2,142	2,546	1,481	3,321	(775)



## 2024 Budget by Fund and Dept

12-21-23

Account	Account Title	Prior Year Actual	Current Year Budget	Current Year Projected	New Year Budget	Budget Change
5831007	PRESCRIPTION DRUGS	8,132	7,292	5,298	6,500	792
5831009	CORESOURCE CLAIMS	94,745	93,291	54,586	90,090	3,201
5831017	CORESOURCE ADMIN FEE	11,457	11,015	10,096	41,400	(30,385)
5832000	SOCIAL SECURITY	20,932	20,871	19,520	27,795	(6,924)
5834000	LIFE INSURANCE	140	110	111	138	(28)
5835000	WORKER COMP	5,520	8,151	242	10,519	(2,368)
5838000	RETIREMENT FUND	13,674	10,062	0	0	10,062
5870206	REIMBEXP-EE PAYROLL DEDUC	10,056	9,368	0	8,790	(578)
5870207	REIMBEXP-NONRAINBW PR DED	429	0	0	0	0
5870920	REIMBEXP-CAP-ACT 13	0	0	0	0	0
<b>Expenditures - Total</b>		<b>529,817</b>	<b>659,332</b>	<b>509,501</b>	<b>717,405</b>	<b>(58,073)</b>
<b>2030 - CORONER - Total</b>		<b>456,017</b>	<b>589,332</b>	<b>412,394</b>	<b>717,405</b>	<b>(128,073)</b>

# 2024 Budget by Fund and Dept

12-21-23

Account	Account Title	Prior Year Actual	Current Year Budget	Current Year Projected	New Year Budget	Budget Change
<b>0010 - COUNTY GENERAL</b>						
<b>2040 - PROTHONOTARY</b>						
4312013	FEES-CLERK OF COURTS	2,292	500	750	750	250
4312014	FEES-MASTER	32,100	32,100	0	0	(32,100)
4312021	FEES-PROTHONOTARY	195,945	225,000	225,000	240,000	15,000
4410001	C,F&R-COURT COSTS	5,072	8,000	8,000	8,000	0
4412001	FORFEITS BAIL CASH	0	0	0	0	0
4510001	INTEREST INCOME	34	500	0	0	(500)
<b>Revenues - Total</b>		<b>235,443</b>	<b>266,100</b>	<b>233,750</b>	<b>248,750</b>	<b>(17,350)</b>
5010001	SALARY ELECTED OFFICIALS	71,545	74,714	74,714	78,154	(3,440)
5040001	SALARY-STAFF	190,784	205,400	200,481	222,616	(17,216)
5070001	WAGES	2,777	0	2,646	0	0
5080003	OVERTIME	0	0	0	0	0
5080006	OVERRIDE	0	0	0	0	0
5080021	INSURANCE OPT-OUT	1,827	2,000	1,944	2,000	0
5080022	SUPPLEMENTAL PAY	0	0	0	0	0
5080023	YEAREND BUY BACK	254	0	606	0	0
5080024	TERMINATION BUY BACK	163	0	347	0	0
5116001	SUPPLIES-OFFICE	7,250	8,500	7,500	8,500	0
5140001	EQUIP NON CAPITAL	1,226	0	0	0	0
5140008	DESIGNATED NON-CAPITAL	0	35,000	17,000	15,000	20,000
5140009	ENC-SOFTWARE	50,930	39,949	74,170	24,400	15,549
5201501	TELEPHONE	299	300	300	300	0
5212001	POSTAGE	7,061	6,000	6,000	6,000	0
5213100	PROFESSIONAL DUES	625	625	625	650	(25)
5213105	CONFERENCES/SEMINARS	624	2,000	2,000	2,000	0
5213302	STAFF TRAINING & DEVELOP	0	0	5,299	0	0
5214000	TRAVEL & TRANSPORTATION	430	250	400	300	(50)
5215100	ADVERTISING EXPENSE	300	200	200	350	(150)
5219111	OTHGEN-INTERNS STIPENDS	0	600	0	0	600
5231100	PROFSVC-LEGAL SERVICES	3,942	4,300	4,300	7,200	(2,900)
5231101	PROFSVC-ASST CNTY SOLICIT	0	0	0	0	0
5232001	CONTRMAINT-EQUIPMENT	2,230	4,471	987	0	4,471
5232003	CONTR MAINT & REPAIR	0	0	0	0	0
5233021	PURSVC-DRG/ALCOHOL SCREEN	0	80	0	0	80
5471000	M&R-DIESEL FUEL & GAS	0	0	0	0	0
5831004	DENTAL / REGULAR	4,174	3,945	3,044	4,649	(704)
5831007	PRESCRIPTION DRUGS	9,717	10,292	8,301	9,900	392
5831009	CORESOURCE CLAIMS	80,346	136,429	83,856	90,090	46,339
5831017	CORESOURCE ADMIN FEE	14,074	15,547	15,544	43,949	(28,402)
5832000	SOCIAL SECURITY	20,017	20,969	18,388	23,162	(2,193)
5834000	LIFE INSURANCE	198	193	157	448	(255)
5835000	WORKER COMP	342	504	2,723	1,083	(579)
5838000	RETIREMENT FUND	21,323	15,692	0	0	15,692
5870206	REIMBEXP-EE PAYROLL DEDUC	17,542	16,028	0	16,980	952

# 2024 Budget by Fund and Dept

12-21-23

Account	Account Title	Prior Year Actual	Current Year Budget	Current Year Projected	New Year Budget	Budget Change
5870920	REIMBEXP-CAP-ACT 13	0	0	0	0	0
<b>Expenditures - Total</b>		<b>474,916</b>	<b>571,932</b>	<b>531,533</b>	<b>523,772</b>	<b>48,160</b>
<b>2040 - PROTHONOTARY - Total</b>		<b>239,473</b>	<b>305,832</b>	<b>297,783</b>	<b>275,022</b>	<b>30,810</b>

# 2024 Budget by Fund and Dept

12-21-23

Account	Account Title	Prior Year Actual	Current Year Budget	Current Year Projected	New Year Budget	Budget Change
<b>0010 - COUNTY GENERAL</b>						
<b>2045 - CLERK OF COURTS</b>						
4313014	FEES-C&F COLLECTION	886	350	480	0	(350)
4410001	C,F&R-COURT COSTS	143,432	200,000	145,000	145,000	(55,000)
4410002	C,F&R-COURT FINES	56,214	90,000	60,000	60,000	(30,000)
4710000	MISCELLANEOUS INCOME	0	0	0	0	0
4710009	MISC INC-NSF SERVICE CHRG	331	300	300	300	0
4710022	MISC-INC OLD NSF PYMTS	0	0	0	0	0
<b>Revenues - Total</b>		<b>200,863</b>	<b>290,650</b>	<b>205,780</b>	<b>205,300</b>	<b>(85,350)</b>
5040001	SALARY-STAFF	207,175	218,631	216,001	232,283	(13,652)
5070001	WAGES	476	13,420	0	0	13,420
5080006	OVERRIDE	0	0	0	0	0
5080021	INSURANCE OPT-OUT	0	0	0	0	0
5080023	YEAREND BUY BACK	0	0	1,176	0	0
5080024	TERMINATION BUY BACK	0	0	0	0	0
5116001	SUPPLIES-OFFICE	4,341	7,500	8,000	7,500	0
5116015	SUPPLIES-PREPRINTED FORMS	0	1,500	1,500	1,500	0
5116016	SUPPLIES-BOOKS & PERIODIC	1,800	2,000	2,000	2,000	0
5201501	TELEPHONE	170	250	141	0	250
5212001	POSTAGE	9,037	5,000	5,000	5,000	0
5219108	OTHER GENERAL OPERATING	0	500	0	0	500
5232001	CONTRMAINT-EQUIPMENT	733	2,009	1,500	1,500	509
5831004	DENTAL / REGULAR	2,875	3,317	3,054	3,321	(4)
5831007	PRESCRIPTION DRUGS	8,889	8,238	6,470	7,950	288
5831009	CORESOURCE CLAIMS	74,812	100,042	65,375	90,090	9,952
5831017	CORESOURCE ADMIN FEE	11,322	12,444	12,123	42,396	(29,952)
5832000	SOCIAL SECURITY	15,197	17,172	13,216	17,770	(598)
5834000	LIFE INSURANCE	138	138	122	138	0
5835000	WORKER COMP	185	273	829	836	(563)
5838000	RETIREMENT FUND	11,804	8,687	0	0	8,687
5870206	REIMBEXP-EE PAYROLL DEDUC	12,620	10,889	0	13,000	2,111
<b>Expenditures - Total</b>		<b>336,334</b>	<b>390,232</b>	<b>336,507</b>	<b>399,284</b>	<b>(9,052)</b>
<b>2045 - CLERK OF COURTS - Total</b>		<b>135,471</b>	<b>99,582</b>	<b>130,727</b>	<b>193,984</b>	<b>(94,402)</b>

# 2024 Budget by Fund and Dept

12-21-23

Account	Account Title	Prior Year Actual	Current Year Budget	Current Year Projected	New Year Budget	Budget Change
<b>0010 - COUNTY GENERAL</b>						
<b>2050 - DOMESTIC RELATIONS</b>						
4210102	FED-DOMESTIC TITLE IVD GR	454,839	900,000	900,000	900,000	0
4312012	FEES-LIENS SEARCHES	420	300	150	150	(150)
4312017	FEES-BLOOD TEST	1,825	2,500	2,500	2,500	0
4312022	FEES-PROTH COURT COST	0	0	0	0	0
4312037	FEES-TRANSCRIPTS	0	0	0	0	0
4710000	MISCELLANEOUS INCOME	6	0	101	0	0
<b>Revenues - Total</b>		<b>457,090</b>	<b>902,800</b>	<b>902,751</b>	<b>902,650</b>	<b>(150)</b>
5020001	SALARY DIRECTOR/DEPT HEAD	79,503	81,073	81,073	86,406	(5,333)
5030001	SALARY-PROFESSIONAL STAFF	432,703	497,555	463,210	461,070	36,485
5040001	SALARY-STAFF	253,855	436,377	267,647	292,778	143,600
5070001	WAGES	4,775	24,259	17,213	24,331	(72)
5080003	OVERTIME	0	0	0	0	0
5080006	OVERRIDE	0	0	0	0	0
5080021	INSURANCE OPT-OUT	635	0	1,483	1,000	(1,000)
5080022	SUPPLEMENTAL PAY	0	0	0	0	0
5080023	YEAREND BUY BACK	1,275	0	2,374	0	0
5080024	TERMINATION BUY BACK	780	0	1,440	0	0
5080028	UNIFORM ALLOWANCE	0	0	200	200	(200)
5080029	CELL PHONE ALLOWANCE	1,783	1,980	1,980	1,980	0
5087005	ON-CALL CBU	0	0	0	0	0
5116001	SUPPLIES-OFFICE	11,592	15,105	15,000	12,000	3,105
5140001	EQUIP NON CAPITAL	5,483	6,317	4,100	1,000	5,317
5201501	TELEPHONE	1,338	1,350	1,350	1,350	0
5201508	CELLULAR TELEPHONES	480	500	500	500	0
5212001	POSTAGE	16,433	15,094	16,000	16,000	(906)
5213100	PROFESSIONAL DUES	1,050	1,150	375	710	440
5213105	CONFERENCES/SEMINARS	973	1,950	1,600	1,600	350
5214000	TRAVEL & TRANSPORTATION	3,922	2,000	2,000	2,700	(700)
5219108	OTHER GENERAL OPERATING	50	80	80	80	0
5219133	DRO-TRANSCRIPT COSTS	0	0	0	0	0
5219134	ENFORCEMENT FEE COSTS	2,461	3,200	335	0	3,200
5231100	PROFSVC-LEGAL SERVICES	0	40,000	40,000	48,000	(8,000)
5232001	CONTRMAINT-EQUIPMENT	0	0	0	0	0
5232005	CONTRMAINT-GPS UNITS	92	210	227	230	(20)
5233021	PURSVIC-DRG/ALCOHOL SCREEN	40	40	590	40	0
5252034	JUD-BLOOD TEST	2,672	2,800	3,500	3,500	(700)
5252059	JUD-PROTH COURT COST	0	0	0	0	0
5471000	M&R-DIESEL FUEL & GAS	4,053	4,500	3,200	3,200	1,300
5471003	M&R-VEHICLE REPAIRS	404	1,800	1,300	1,100	700
5831004	DENTAL / REGULAR	11,869	11,750	10,063	11,290	460
5831007	PRESCRIPTION DRUGS	30,955	26,850	21,443	24,900	1,950
5831009	CORESOURCE CLAIMS	234,571	392,002	216,883	306,306	85,696
5831017	CORESOURCE ADMIN FEE	43,081	43,662	40,171	151,276	(107,614)

# 2024 Budget by Fund and Dept

12-21-23

Account	Account Title	Prior Year Actual	Current Year Budget	Current Year Projected	New Year Budget	Budget Change
5832000	SOCIAL SECURITY	60,365	71,683	51,670	66,141	5,542
5834000	LIFE INSURANCE	490	542	442	896	(354)
5835000	WORKER COMP	1,092	1,613	2,012	4,590	(2,977)
5838000	RETIREMENT FUND	59,249	43,601	0	0	43,601
5870100	REIMBEXP-CAP FRINGE BENEF	4,417	0	0	0	0
5870206	REIMBEXP-EE PAYROLL DEDUC	42,473	42,496	0	38,950	(3,546)
5870207	REIMBEXP-NONRAINBW PR DED	84	0	0	0	0
5870403	REIMBEXP-PROGRAM EXPENSES	1,826	132,000	0	132,000	0
<b>Expenditures - Total</b>		<b>1,219,226</b>	<b>1,554,547</b>	<b>1,269,462</b>	<b>1,354,223</b>	<b>200,323</b>
<b>2050 - DOMESTIC RELATIONS - Total</b>		<b>762,136</b>	<b>651,747</b>	<b>366,711</b>	<b>451,573</b>	<b>200,173</b>

# 2024 Budget by Fund and Dept

12-21-23

Account	Account Title	Prior Year Actual	Current Year Budget	Current Year Projected	New Year Budget	Budget Change
<b>0010 - COUNTY GENERAL</b>						
<b>2060 - PUBLIC DEFENDER</b>						
4312026	FEES-PUBLIC DEFENDER	8,725	6,800	12,050	0	(6,800)
<b>Revenues - Total</b>		<b>8,725</b>	<b>6,800</b>	<b>12,050</b>	<b>0</b>	<b>(6,800)</b>
5030001	SALARY-PROFESSIONAL STAFF	306,795	323,450	327,317	402,123	(78,673)
5037001	SALARY-PROF. STAFF UNION	244,479	399,269	288,662	364,032	35,237
5040001	SALARY-STAFF	44,153	81,399	37,698	40,009	41,390
5070001	WAGES	0	0	0	0	0
5080003	OVERTIME	187	500	603	0	500
5080004	HOLIDAY OVERTIME	0	0	0	0	0
5080021	INSURANCE OPT-OUT	0	0	205	1,000	(1,000)
5080022	SUPPLEMENTAL PAY	0	0	0	0	0
5080023	YEAREND BUY BACK	2,632	0	4,562	0	0
5080024	TERMINATION BUY BACK	0	0	0	0	0
5080027	PAGER ALLOWANCE	0	0	0	0	0
5080091	ARBITRATION AWARDS	0	0	0	0	0
5116001	SUPPLIES-OFFICE	3,203	3,500	3,500	4,000	(500)
5116016	SUPPLIES-BOOKS & PERIODIC	14,458	14,500	14,500	14,500	0
5140001	EQUIP NON CAPITAL	2,863	500	0	500	0
5140008	DESIGNATED NON-CAPITAL	0	0	0	0	0
5140009	ENC-SOFTWARE	0	0	0	0	0
5201501	TELEPHONE	1,008	1,000	1,000	1,000	0
5212001	POSTAGE	2,639	3,000	4,500	4,500	(1,500)
5213100	PROFESSIONAL DUES	5,501	6,000	6,500	6,500	(500)
5213105	CONFERENCES/SEMINARS	1,695	3,500	3,500	3,500	0
5214000	TRAVEL & TRANSPORTATION	1,053	3,000	3,000	3,000	0
5219111	OTHGEN-INTERNS STIPENDS	525	6,000	9,700	9,700	(3,700)
5231100	PROFSVC-LEGAL SERVICES	8,851	30,000	30,000	30,000	0
5231103	PROFSVC-TRANSCRIPTS CT REP	11,018	12,500	12,500	12,500	0
5231503	PROFSVC-INVESTIGATIVE SVC	1,134	10,000	10,000	10,000	0
5232001	CONTRMAINT-EQUIPMENT	2,446	4,350	5,000	5,000	(650)
5233021	PURSV-DRG/ALCOHOL SCREEN	40	150	300	300	(150)
5233400	CONTRACTED EMPLOYMT SVCS	0	0	0	0	0
5252024	JUD-CASE PROCESS & INVEST	0	0	0	0	0
5252902	JUD-TRIAL CRANMER	0	0	0	0	0
5252903	JUD-TRIAL B SIMS	0	0	500	0	0
5252961	JUD-TRIAL J HINES	0	0	0	0	0
5252962	JUD-TRIAL FRIEND	0	0	0	0	0
5252967	JUD-TRIAL COLEMAN	0	0	0	0	0
5252973	JUD-TRIAL FALON DAVIS	0	0	0	0	0
5252975	JUD-TRIAL KEN SMITH	0	0	0	0	0
5252976	JUD-TRIAL WILLIAM ROSS	0	0	0	0	0
5252979	JUD-TRIAL FOGAN	0	0	0	0	0
5252980	JUD-TRIAL BABCOCK	0	0	0	0	0
5252981	JUD-TRIAL J FORSYTH	0	0	0	0	0

# 2024 Budget by Fund and Dept

12-21-23

Account	Account Title	Prior Year Actual	Current Year Budget	Current Year Projected	New Year Budget	Budget Change
5252982	JUD-TRIAL T VAUGHN	84	0	0	0	0
5252984	JUD-TRIAL D LONG	870	0	0	0	0
5252985	JUD-TRIAL A MCCLAIN	0	5,000	500	5,000	0
5252986	JUD-TRIAL COWLAY-SAUNDERS	15,237	75,000	2,462	0	75,000
5252987	JUD-TRIAL SNYDER/BUTLER	1,876	25,000	0	0	25,000
5471000	M&R-DIESEL FUEL & GAS	0	0	0	0	0
5831004	DENTAL / REGULAR	3,883	4,893	3,343	7,970	(3,077)
5831007	PRESCRIPTION DRUGS	11,892	13,446	8,017	10,050	3,396
5831009	CORESOURCE CLAIMS	121,068	153,866	79,512	198,198	(44,332)
5831017	CORESOURCE ADMIN FEE	16,662	20,311	14,615	52,599	(32,288)
5832000	SOCIAL SECURITY	44,849	49,850	40,007	61,748	(11,898)
5834000	LIFE INSURANCE	304	304	266	896	(592)
5835000	WORKER COMP	771	1,139	550	2,694	(1,555)
5838000	RETIREMENT FUND	40,984	30,160	0	0	30,160
5870206	REIMBEXP-EE PAYROLL DEDUC	13,147	16,785	0	11,000	(5,785)
5870207	REIMBEXP-NONRAINBW PR DED	502	0	0	0	0
<b>Expenditures - Total</b>		<b>899,511</b>	<b>1,264,802</b>	<b>912,817</b>	<b>1,240,320</b>	<b>24,482</b>
<b>2060 - PUBLIC DEFENDER - Total</b>		<b>890,786</b>	<b>1,258,002</b>	<b>900,768</b>	<b>1,240,320</b>	<b>17,682</b>



# 2024 Budget by Fund and Dept

12-21-23

Account	Account Title	Prior Year Actual	Current Year Budget	Current Year Projected	New Year Budget	Budget Change
<b>0010 - COUNTY GENERAL</b>						
<b>2070 - DISTRICT ATTORNEY</b>						
4210212	FED-DOJ BULLET PROOF VEST	0	0	0	0	0
4210216	FED-DOJ JUSTIC ASST GRANT	0	0	0	0	0
4220103	STATE VICTIM WITNESS GRAN	140,290	130,469	130,469	136,139	5,670
4220111	STATE J/P VICTIM WITNESS	0	0	0	0	0
4220120	STATE-REIMB D.A. SALARY	0	196,000	0	200,000	4,000
4410009	C,F&R-ARD	492	1,000	500	500	(500)
4410016	CF&R D/A EXTRADITION	1,459	1,500	800	1,000	(500)
4410017	CF&R D/A WITNESS/MILEAGE	4,218	3,000	3,000	3,000	0
4410018	C,F&R-DA BENCH WARRENTS	26	30	25	25	(5)
4410021	C,F&R CASE PROCESSING FEE	23,665	20,000	25,000	25,000	5,000
4710032	MISC-INC-DIST ATTY	0	0	0	0	0
<b>Revenues - Total</b>		<b>170,151</b>	<b>351,999</b>	<b>159,794</b>	<b>365,664</b>	<b>13,665</b>
5010001	SALARY ELECTED OFFICIALS	192,348	197,119	197,119	212,495	(15,376)
5030001	SALARY-PROFESSIONAL STAFF	298,609	312,713	368,623	401,374	(88,661)
5030008	SALARY-COUNTY DETECTIVE	0	0	0	0	0
5030021	SALARY-VICTIM WITNESS COO	45,479	47,994	48,768	51,900	(3,906)
5030032	SALARY-J/P VICTIM WITNESS	44,303	46,752	3,507	0	46,752
5037001	SALARY-PROF. STAFF UNION	196,088	343,858	326,205	330,708	13,150
5037008	SALARY-DETECTIVE UNION	176,595	232,911	184,167	207,330	25,581
5040001	SALARY-STAFF	142,563	220,670	187,584	255,300	(34,630)
5040020	SALARY-ST TASK FORCE STAF	0	0	0	0	0
5040023	SALARY-VIC/WITNESS CLERK	0	0	0	0	0
5040024	SALARY VICTIM WIT. CLERK	0	0	0	0	0
5070001	WAGES	86,303	141,974	85,787	97,338	44,636
5070009	WAGES-SPECIAL DETECTIVES	0	0	0	0	0
5070021	WAGES-ADULT VICT. WIT.	6,160	8,322	1,637	0	8,322
5070022	WAGES-JUVENILE VICT. WIT.	6,159	8,322	1,637	0	8,322
5077001	WAGES - UNION	30,067	26,220	28,421	26,963	(743)
5080003	OVERTIME	3,567	5,000	5,000	5,000	0
5080004	HOLIDAY OVERTIME	283	0	0	100	(100)
5080005	ON-CALL	0	0	0	0	0
5080009	OVERTIME ADULT VIC / WIT	0	0	0	0	0
5080010	OVERTIME JUV. VICT./WIT.	0	0	0	0	0
5080013	ON-CALL ADA'S	0	0	0	0	0
5080014	OVERTIME - ICAC	0	0	0	0	0
5080021	INSURANCE OPT-OUT	5,769	6,000	6,343	6,000	0
5080022	SUPPLEMENTAL PAY	0	0	0	0	0
5080023	YEAREND BUY BACK	3,458	0	10,449	0	0
5080024	TERMINATION BUY BACK	2,945	0	7,721	0	0
5080026	VEHICLE ALLOWANCE	0	0	0	0	0
5080027	PAGER ALLOWANCE	0	0	0	0	0
5080029	CELL PHONE ALLOWANCE	1,935	2,640	2,640	2,640	0
5080091	ARBITRATION AWARDS	0	0	0	0	0

# 2024 Budget by Fund and Dept

12-21-23

Account	Account Title	Prior Year Actual	Current Year Budget	Current Year Projected	New Year Budget	Budget Change
5087005	ON-CALL CBU	36,050	36,400	35,378	0	36,400
5116001	SUPPLIES-OFFICE	10,151	10,560	10,200	10,200	360
5116017	SUPPLIES-LIBRARY MATLS	9,880	9,500	9,500	9,500	0
5140001	EQUIP NON CAPITAL	1,512	2,534	3,300	3,300	(766)
5140005	ENC-DETECTIVES	2,052	4,867	4,000	3,500	1,367
5140008	DESIGNATED NON-CAPITAL	0	0	0	0	0
5140009	ENC-SOFTWARE	0	0	0	14,000	(14,000)
5201501	TELEPHONE	1,125	1,200	1,200	1,200	0
5201508	CELLULAR TELEPHONES	4,554	6,700	4,500	4,500	2,200
5212001	POSTAGE	2,896	2,900	2,000	2,000	900
5213100	PROFESSIONAL DUES	4,358	6,076	5,400	5,400	676
5213103	ACT 1988-172 PDAA FEE	6,383	7,134	6,853	7,250	(116)
5213302	STAFF TRAINING & DEVELOP	2,178	3,800	3,800	3,800	0
5214000	TRAVEL & TRANSPORTATION	2,232	3,750	3,200	3,200	550
5214106	TRAVEL - EZ PASS	65	150	100	100	50
5216500	RENTAL-VEHICLES	0	250	250	250	0
5216501	RENTAL-LEASED VEHICLES	17,526	45,036	17,526	42,300	2,736
5219108	OTHER GENERAL OPERATING	10,538	75	25	25	50
5219111	OTHGEN-INTERNS STIPENDS	375	3,000	3,000	3,000	0
5231100	PROFSVC-LEGAL SERVICES	24,152	6,000	3,500	13,500	(7,500)
5232001	CONTRMAINT-EQUIPMENT	23,223	27,528	25,000	25,000	2,528
5233021	PURSVCDRG/ALCOHOL SCREEN	155	150	0	0	150
5233400	CONTRACTED EMPLOYMT SVCS	0	0	0	0	0
5252006	JUD-WITNESS FEE ADULTSJUV	1,589	2,090	3,500	3,500	(1,410)
5252024	JUD-CASE PROCESS & INVEST	37,970	40,000	40,000	40,000	0
5252027	JUD-EXTRADITION EXPENSE	5,552	9,000	4,500	4,500	4,500
5252060	JUD-SAVIN PROGRAM	0	0	0	0	0
5252900	JUD-OTHER CRT RELATD COST	0	0	0	50,000	(50,000)
5252920	JUD-TRIAL MITCHELL	0	171	10,000	10,000	(9,829)
5252926	JUD-TRIAL PATTERSON	5,816	380	100	100	280
5252932	JUD-TRIAL BURKHEISER	5,108	19,000	6,000	6,000	13,000
5252947	JUD-TRIAL R WILLIAMS	132	0	0	0	0
5252962	JUD-TRIAL FRIEND	0	0	0	0	0
5252967	JUD-TRIAL COLEMAN	228	48	50	0	48
5252970	JUD-TRIAL NORBY-VARDAC	0	0	0	0	0
5252971	JUD-TRIAL HINES	0	0	0	0	0
5252972	JUD-TRIAL COOLEY/WILLIAMS	0	0	0	0	0
5252974	JUD-TRIAL HECK/SMITH	16,936	0	0	0	0
5252977	JUD-TRIAL DAVIS	0	0	0	0	0
5252978	JUD-TRIAL BURNS	0	0	0	0	0
5252979	JUD-TRIAL FOGAN	1,856	0	0	0	0
5252980	JUD-TRIAL BABCOCK	3,850	0	0	0	0
5252981	JUD-TRIAL J FORSYTH	0	0	0	0	0
5252986	JUD-TRIAL COWLAY-SAUNDERS	537	500	500	0	500
5252987	JUD-TRIAL SNYDER/BUTLER	396	1,493	4,000	1,000	493

## 2024 Budget by Fund and Dept

12-21-23

Account	Account Title	Prior Year Actual	Current Year Budget	Current Year Projected	New Year Budget	Budget Change
5252988	JUD-TRIAL VICTIM A NOBLES	200	400	8,000	8,000	(7,600)
5252989	JUD-TRIAL VICTIM MCDOWELL	50	1,000	10,000	10,000	(9,000)
5252990	JUD-TRIAL MICHAELS	0	500	0	50,000	(49,500)
5252991	JUD-VICTIM R SPECK	0	0	0	25,000	(25,000)
5430006	M&R-OFFICE EQUIP	0	0	0	50,000	(50,000)
5471000	M&R-DIESEL FUEL & GAS	4,236	1,900	2,600	2,700	(800)
5471003	M&R-VEHICLE REPAIRS	1,654	6,000	2,000	2,000	4,000
5831004	DENTAL / REGULAR	9,849	10,903	9,072	15,939	(5,036)
5831007	PRESCRIPTION DRUGS	24,009	22,690	17,699	20,200	2,490
5831009	CORESOURCE CLAIMS	187,932	284,716	183,327	324,324	(39,608)
5831017	CORESOURCE ADMIN FEE	33,500	32,739	33,625	136,945	(104,206)
5832000	SOCIAL SECURITY	94,524	111,101	98,957	118,812	(7,711)
5834000	LIFE INSURANCE	531	607	475	448	159
5835000	WORKER COMP	12,116	17,892	6,715	21,552	(3,660)
5838000	RETIREMENT FUND	82,812	60,941	0	0	60,941
5852001	STGR-VIC/WIT CELL PHONE	0	400	400	400	0
5852002	STGR-VIC/WIT SUPPLIES	367	500	500	500	0
5852003	STGR-VIC/WIT TRAVEL	0	150	150	150	0
5852004	STGR-VIC/WIT PARKG EXP	691	1,575	1,000	1,000	575
5852007	STGR-VIC/WIT POSTAGE	1,186	2,300	1,500	1,500	800
5852008	STGR-JP VIC/WIT SUPPLIES	1,847	210	100	100	110
5852009	STGR-JP VIC/WIT TRAVEL	58	100	100	100	0
5852011	STGR-JP VIC/WIT POSTAGE	1	0	0	0	0
5852016	STGR-JP VIC/WIT CELL PH	313	1,000	1,000	1,000	0
5870102	REIMBEXP-SALARIES	9,640	0	0	0	0
5870206	REIMBEXP-EE PAYROLL DEDUC	34,984	29,997	0	34,950	4,953
5870207	REIMBEXP-NONRAINBW PR DED	0	0	0	0	0
<b>Expenditures - Total</b>		<b>1,893,256</b>	<b>2,378,414</b>	<b>2,050,209</b>	<b>2,619,993</b>	<b>(241,579)</b>
<b>2070 - DISTRICT ATTORNEY - Total</b>		<b>1,723,105</b>	<b>2,026,415</b>	<b>1,890,415</b>	<b>2,254,329</b>	<b>(227,914)</b>

# 2024 Budget by Fund and Dept

12-21-23

Account	Account Title	Prior Year Actual	Current Year Budget	Current Year Projected	New Year Budget	Budget Change
<b>0010 - COUNTY GENERAL</b>						
<b>2075 - NARCOTICS ENFORCMT UNIT</b>						
4210105	FED-DOJ CFDA 16.111	0	0	0	0	0
4210107	FED-DEPT OF JUSTICE	0	0	0	0	0
4220121	STATE-REIMB BASIC TRAIN	0	0	0	0	0
4710032	MISC-INC-DIST ATTY	18,351	20,000	20,000	20,000	0
<b>Revenues - Total</b>		<b>18,351</b>	<b>20,000</b>	<b>20,000</b>	<b>20,000</b>	<b>0</b>
5037008	SALARY-DETECTIVE UNION	379,248	416,823	382,166	406,567	10,256
5080003	OVERTIME	42,296	30,000	30,000	30,000	0
5080004	HOLIDAY OVERTIME	0	1,500	1,500	1,500	0
5080005	ON-CALL	0	0	0	0	0
5080021	INSURANCE OPT-OUT	2,942	3,000	2,916	3,000	0
5080023	YEAREND BUY BACK	1,000	0	2,000	0	0
5080024	TERMINATION BUY BACK	0	0	0	0	0
5080029	CELL PHONE ALLOWANCE	0	0	0	0	0
5087005	ON-CALL CBU	17,500	18,200	17,689	0	18,200
5116001	SUPPLIES-OFFICE	1,697	2,500	2,500	2,500	0
5140001	EQUIP NON CAPITAL	399	500	500	500	0
5140005	ENC-DETECTIVES	743	1,500	1,500	1,500	0
5201501	TELEPHONE	150	175	175	175	0
5201508	CELLULAR TELEPHONES	0	0	0	0	0
5212001	POSTAGE	21	0	0	0	0
5213100	PROFESSIONAL DUES	0	350	350	350	0
5213302	STAFF TRAINING & DEVELOP	114	1,500	500	500	1,000
5214000	TRAVEL & TRANSPORTATION	0	400	400	400	0
5216500	RENTAL-VEHICLES	0	1,000	0	0	1,000
5219108	OTHER GENERAL OPERATING	0	150	100	100	50
5219127	TOWING CONFISCATED VEHICL	0	200	250	250	(50)
5219128	STORAGE CONFISCATED VEHIC	0	400	400	400	0
5231211	PROFSVC-CONSULTING SVCS	0	0	0	0	0
5231309	PROFSVC-PSYCHOLOGICL TEST	0	600	600	600	0
5232001	CONTRMAINT-EQUIPMENT	619	6,473	640	640	5,833
5233021	PURSVC-DRG/ALCOHOL SCREEN	108	120	0	0	120
5471000	M&R-DIESEL FUEL & GAS	12,660	7,200	8,000	8,000	(800)
5471003	M&R-VEHICLE REPAIRS	0	500	500	500	0
5831004	DENTAL / REGULAR	5,383	3,772	4,533	4,649	(877)
5831007	PRESCRIPTION DRUGS	8,198	7,201	6,500	7,550	(349)
5831009	CORESOURCE CLAIMS	87,341	74,157	65,740	72,072	2,085
5831017	CORESOURCE ADMIN FEE	11,557	7,774	12,164	40,931	(33,157)
5832000	SOCIAL SECURITY	33,088	35,609	29,821	31,332	4,277
5834000	LIFE INSURANCE	193	166	150	193	(27)
5835000	WORKER COMP	12,755	18,836	9,487	20,898	(2,062)
5838000	RETIREMENT FUND	26,275	19,336	0	0	19,336
5870206	REIMBEXP-EE PAYROLL DEDUC	14,535	9,350	0	15,350	6,000
5870207	REIMBEXP-NONRAINBW PR DED	84	0	0	0	0

# 2024 Budget by Fund and Dept

12-21-23

Account	Account Title	Prior Year Actual	Current Year Budget	Current Year Projected	New Year Budget	Budget Change
<b>Expenditures - Total</b>		<b>629,668</b>	<b>650,592</b>	<b>581,082</b>	<b>619,757</b>	<b>30,835</b>
<b>2075 - NARCOTICS ENFORCMNT UNIT - Total</b>		<b>611,317</b>	<b>630,592</b>	<b>561,082</b>	<b>599,757</b>	<b>30,835</b>

# 2024 Budget by Fund and Dept

12-21-23

Account	Account Title	Prior Year Actual	Current Year Budget	Current Year Projected	New Year Budget	Budget Change
<b>0010 - COUNTY GENERAL</b>						
<b>2080 - LAW LIBRARY</b>						
5070001	WAGES	11,831	21,625	24,996	26,686	(5,061)
5080003	OVERTIME	21	0	0	0	0
5116001	SUPPLIES-OFFICE	328	1,730	1,730	1,730	0
5116016	SUPPLIES-BOOKS & PERIODIC	11,934	16,000	16,000	16,000	0
5140001	EQUIP NON CAPITAL	0	0	0	0	0
5212001	POSTAGE	1	0	0	0	0
5213302	STAFF TRAINING & DEVELOP	0	500	300	300	200
5219108	OTHER GENERAL OPERATING	0	500	500	500	0
5219111	OTHGEN-INTERNS STIPENDS	0	1,800	650	1,950	(150)
5233021	PURSVC-DRG/ALCOHOL SCREEN	0	0	0	0	0
5832000	SOCIAL SECURITY	0	1,639	0	2,041	(402)
5835000	WORKER COMP	0	0	0	96	(96)
<b>Expenditures - Total</b>		<b>24,116</b>	<b>43,794</b>	<b>44,176</b>	<b>49,303</b>	<b>(5,509)</b>
<b>2080 - LAW LIBRARY - Total</b>		<b>24,116</b>	<b>43,794</b>	<b>44,176</b>	<b>49,303</b>	<b>(5,509)</b>

# 2024 Budget by Fund and Dept

12-21-23

Account	Account Title	Prior Year Actual	Current Year Budget	Current Year Projected	New Year Budget	Budget Change
<b>0010 - COUNTY GENERAL</b>						
<b>2090 - COURTS</b>						
4210102	FED-DOMESTIC TITLE IVD GR	5,918	24,939	7,656	7,656	(17,283)
4210217	FED-ST JUSTICE INSTITUTE	0	0	0	0	0
4210224	OFFENDER REENTRY COALITN	0	0	0	0	0
4210227	FED-PCCD CORONAVIRUS EMER	99,917	0	0	0	0
4220109	STATE REIMBURSED COURT CO	234,467	231,412	231,412	234,467	3,055
4220122	STATE-AOPC GRANT	0	0	0	0	0
4220123	STATE-ACT 24 GUARDIANSHIP	9,972	10,509	9,795	11,854	1,345
4220128	ST-PCS & PCCD CJAB GRANT	0	0	0	0	0
4220213	STATE PCCD IP GRANT	0	0	0	0	0
4312036	FEES-TITLE 23 DRO 6106	0	0	25	0	0
4312037	FEES-TRANSCRIPTS	2,160	1,198	2,282	1,392	194
4710000	MISCELLANEOUS INCOME	0	0	2,335,000	0	0
4710039	LYCO LAW ASSN FOUNDATION	0	0	0	0	0
<b>Revenues - Total</b>		<b>352,433</b>	<b>268,058</b>	<b>2,586,170</b>	<b>255,369</b>	<b>(12,689)</b>
5030012	SALARY-FAM CRT HEARG OFCR	174,559	184,212	178,725	189,743	(5,531)
5040001	SALARY-STAFF	291,389	378,008	322,766	353,257	24,751
5040006	SALARY-COURT REPORTERS	358,595	368,328	368,653	338,171	30,157
5040007	SALARY-LAW CLERKS	244,349	296,707	305,182	350,144	(53,437)
5040021	SALARY-COURT AUDIO TECHNI	0	0	0	0	0
5070001	WAGES	74,094	329,193	103,188	262,806	66,387
5080003	OVERTIME	4,416	5,874	4,400	5,874	0
5080004	HOLIDAY OVERTIME	0	0	0	0	0
5080006	OVERRIDE	0	0	0	0	0
5080021	INSURANCE OPT-OUT	1,308	1,000	2,000	3,000	(2,000)
5080022	SUPPLEMENTAL PAY	0	0	0	0	0
5080023	YEAREND BUY BACK	2,045	0	6,515	0	0
5080024	TERMINATION BUY BACK	4,036	0	4,313	0	0
5116001	SUPPLIES-OFFICE	17,164	24,600	15,600	15,961	8,639
5116008	SUPPLIES-JUDGES	0	0	0	0	0
5116016	SUPPLIES-BOOKS & PERIODIC	37,862	46,013	46,013	40,000	6,013
5140001	EQUIP NON CAPITAL	8,096	7,300	5,500	9,000	(1,700)
5140008	DESIGNATED NON-CAPITAL	0	0	0	0	0
5140009	ENC-SOFTWARE	0	0	0	0	0
5201501	TELEPHONE	903	1,235	1,235	1,235	0
5212001	POSTAGE	18,658	37,930	30,430	48,548	(10,618)
5213100	PROFESSIONAL DUES	12,496	14,316	14,316	14,316	0
5213105	CONFERENCES/SEMINARS	2,560	5,050	5,050	7,150	(2,100)
5213302	STAFF TRAINING & DEVELOP	3,098	4,553	3,107	3,107	1,446
5214000	TRAVEL & TRANSPORTATION	61	7,500	3,500	8,500	(1,000)
5215100	ADVERTISING EXPENSE	146	240	240	240	0
5216500	RENTAL-VEHICLES	0	100	100	100	0
5219108	OTHER GENERAL OPERATING	1,930	2,740	2,740	1,984	756
5219111	OTHGEN-INTERNS STIPENDS	75	2,400	1,950	3,900	(1,500)

# 2024 Budget by Fund and Dept

12-21-23

Account	Account Title	Prior Year Actual	Current Year Budget	Current Year Projected	New Year Budget	Budget Change
5219133	DRO-TRANSCRIPT COSTS	631	972	600	802	170
5231106	PROFSVC-CONFLICT ATTORNEY	42,054	38,950	13,822	0	38,950
5231109	PROFSVC-PCRA ATTORNEY	0	0	0	0	0
5231110	PROFSVC-COURT REPORTERS	2,956	4,000	2,000	3,000	1,000
5231111	RE-ENTRY PROG COORDINATOR	0	0	0	0	0
5231112	PROFSVC-INTERPRETERS	13,657	13,859	13,658	13,658	201
5231211	PROFSVC-CONSULTING SVCS	0	0	0	0	0
5232001	CONTRMAINT-EQUIPMENT	1,436	3,291	2,050	2,050	1,241
5233021	PURSVC-DRG/ALCOHOL SCREEN	390	275	150	300	(25)
5233042	VIDEO SURVEILLANCE	0	0	0	0	0
5252002	JUD-CRT APPOINTD EXPERTS	0	0	0	0	0
5252003	JUD-CRT APPOINTD COUNSEL	0	0	0	0	0
5252005	JUD-JURY FEE EXPENSE	79,564	96,000	102,105	102,105	(6,105)
5252008	JUD-VIEWER FEE & MILEAGE	384	1,500	1,500	1,500	0
5252009	JUD-CRT APPTD ORPHANS CRT	0	0	0	0	0
5252015	JUD-ARBITRATN & MASTR FEE	20,350	31,250	26,000	30,525	725
5252058	JUD- LAW LIBRARY	0	0	0	0	0
5252067	OFFENDER REENTRY COALITN	0	0	0	0	0
5252068	JURY EXP OT COMP & MILEAG	18,259	29,280	28,936	28,936	344
5252500	ORPHS CT APPT COUNSEL-AIP	9,765	20,811	17,781	17,781	3,030
5252501	ORPHS CT APPT COUNSL-MISC	5,250	17,098	14,309	14,309	2,789
5252502	CT APPT COUNSL-DEPENDENCY	36,918	27,253	41,985	41,985	(14,732)
5252503	CT APPT COUNSEL-CRIMINAL	104,625	128,769	129,102	139,494	(10,725)
5252504	CT APPT COUNSEL-PCRA	12,773	23,910	17,976	20,232	3,678
5252505	CT APPT GAL - CUSTODY	34,293	41,562	41,799	41,799	(237)
5252506	CT APPT EXPERTS-CUSTODY	4,200	5,525	4,200	4,200	1,325
5252507	CT APPT EXPERTS-CRIMINAL	17,075	46,480	50,221	55,000	(8,520)
5252508	ORPHS CT APPT EVAL-AIP	0	2,800	2,800	2,800	0
5252509	CT APPT COUNSEL-HOMICIDE	24,514	26,425	45,520	45,520	(19,095)
5252510	CT APPT CON-HOMICIDE PCRA	22,276	23,000	32,265	32,265	(9,265)
5252511	CT APPT COUNSEL-JV	1,752	9,359	5,427	8,628	731
5252512	CT APPT COUNSEL-PFA	734	10,100	5,765	10,421	(321)
5252967	JUD-TRIAL COLEMAN	0	0	0	0	0
5471000	M&R-DIESEL FUEL & GAS	99	100	100	100	0
5831004	DENTAL / REGULAR	13,351	15,095	12,689	13,283	1,812
5831007	PRESCRIPTION DRUGS	33,728	31,081	25,936	29,900	1,181
5831009	CORESOURCE CLAIMS	256,096	415,775	260,864	306,306	109,469
5831017	CORESOURCE ADMIN FEE	46,503	48,517	48,392	147,665	(99,148)
5832000	SOCIAL SECURITY	87,999	89,429	86,854	114,530	(25,101)
5834000	LIFE INSURANCE	526	607	522	552	55
5835000	WORKER COMP	1,452	2,144	1,138	5,379	(3,235)
5838000	RETIREMENT FUND	78,614	57,852	0	0	57,852
5852014	STGR-AOPC-VET COURTS	0	0	0	0	0
5852015	STGR-AOPC-DISCRETIONARY	0	0	0	0	0
5852202	ST-CJAB TECH ASST/TRNG	0	0	0	0	0



**2024 Budget by Fund and Dept**

**12-21-23**

Account	Account Title	Prior Year Actual	Current Year Budget	Current Year Projected	New Year Budget	Budget Change
5852315	STGR-PCCD IP OTHER SERVIC	0	0	0	0	0
5870102	REIMBEXP-SALARIES	0	0	0	0	0
5870206	REIMBEXP-EE PAYROLL DEDUC	46,315	46,001	0	46,750	749
5870207	REIMBEXP-NONRAINBW PR DED	2,116	0	0	0	0
5870920	REIMBEXP-CAP-ACT 13	0	0	0	0	0
<b>Expenditures - Total</b>		<b>2,181,632</b>	<b>2,934,367</b>	<b>2,461,990</b>	<b>2,845,310</b>	<b>89,057</b>
<b>2090 - COURTS - Total</b>		<b>1,829,199</b>	<b>2,666,309</b>	<b>(124,180)</b>	<b>2,589,941</b>	<b>76,368</b>

# 2024 Budget by Fund and Dept

12-21-23

Account	Account Title	Prior Year Actual	Current Year Budget	Current Year Projected	New Year Budget	Budget Change
<b>0010 - COUNTY GENERAL</b>						
<b>2110 - CONSTABLES</b>						
4312003	FEES-CONSTABLES	85,686	112,500	112,500	117,000	4,500
4313017	FEES-C&F CONSTABLE	0	0	0	0	0
4410014	CF&R CONSTABLES-SHERIFF	28,342	40,000	40,000	42,000	2,000
4410015	CF&R CONSTABLES-D/A	0	0	0	0	0
<b>Revenues - Total</b>		<b>114,029</b>	<b>152,500</b>	<b>152,500</b>	<b>159,000</b>	<b>6,500</b>
5117004	SUPPLIES-START UP COSTS	33,042	355	40,000	40,000	(39,645)
5251021	GG-C&F CONSTABLE SERVINGS	550	500	500	500	0
5252007	JUD-CONSTABLES FEE	0	0	0	0	0
5252029	JUD-CONSTABLES FEES COURT	231,920	333,000	320,000	310,000	23,000
<b>Expenditures - Total</b>		<b>265,512</b>	<b>333,855</b>	<b>360,500</b>	<b>350,500</b>	<b>(16,645)</b>
<b>2110 - CONSTABLES - Total</b>		<b>151,483</b>	<b>181,355</b>	<b>208,000</b>	<b>191,500</b>	<b>(10,145)</b>

# 2024 Budget by Fund and Dept

12-21-23

Account	Account Title	Prior Year Actual	Current Year Budget	Current Year Projected	New Year Budget	Budget Change
<b>0010 - COUNTY GENERAL</b>						
<b>2120 - DJ FREY</b>						
4220122	STATE-AOPC GRANT	0	0	0	0	0
4410001	C,F&R-COURT COSTS	48,300	53,000	53,000	53,000	0
4410002	C,F&R-COURT FINES	377	500	1,000	1,500	1,000
4410004	C,F&R-POSTAGE	1,539	2,000	2,052	2,000	0
<b>Revenues - Total</b>		<b>50,217</b>	<b>55,500</b>	<b>56,052</b>	<b>56,500</b>	<b>1,000</b>
5040001	SALARY-STAFF	87,553	94,419	106,297	113,761	(19,342)
5070001	WAGES	0	0	0	0	0
5080003	OVERTIME	1,824	3,500	0	0	3,500
5080004	HOLIDAY OVERTIME	195	0	0	0	0
5080021	INSURANCE OPT-OUT	96	0	972	1,000	(1,000)
5080022	SUPPLEMENTAL PAY	0	0	0	0	0
5080023	YEAREND BUY BACK	318	0	0	0	0
5080024	TERMINATION BUY BACK	1,151	0	0	0	0
5116001	SUPPLIES-OFFICE	3,083	6,000	6,324	6,400	(400)
5140001	EQUIP NON CAPITAL	0	600	357	600	0
5140008	DESIGNATED NON-CAPITAL	0	0	0	0	0
5201100	ELECTRIC	6,105	6,100	5,610	6,500	(400)
5201200	NATURAL GAS	2,444	4,300	3,162	6,200	(1,900)
5201400	WATER AND SEWER	620	1,460	2,000	2,000	(540)
5201501	TELEPHONE	878	900	2,150	2,200	(1,300)
5201512	PAGING SERVICE	120	120	150	150	(30)
5212001	POSTAGE	14,388	14,000	14,000	14,000	0
5213105	CONFERENCES/SEMINARS	0	0	0	0	0
5214000	TRAVEL & TRANSPORTATION	1,883	1,000	2,500	2,500	(1,500)
5216200	RENTAL-BUILDINGS	31,647	35,000	35,000	35,000	0
5219108	OTHER GENERAL OPERATING	2,176	2,500	2,500	2,500	0
5232001	CONTRMAINT-EQUIPMENT	828	1,804	1,800	1,800	4
5233021	PURSVC-DRG/ALCOHOL SCREEN	40	40	40	40	0
5233403	CONTRACTED SECURITY	1,534	1,535	1,535	1,535	0
5421400	M&R-BUILDING IMPROVEMENTS	193	400	400	400	0
5831004	DENTAL / REGULAR	1,910	1,673	896	1,992	(319)
5831007	PRESCRIPTION DRUGS	4,015	3,092	1,571	2,100	992
5831009	CORESOURCE CLAIMS	63,921	65,530	15,904	36,036	29,494
5831017	CORESOURCE ADMIN FEE	5,792	7,774	2,958	9,541	(1,767)
5832000	SOCIAL SECURITY	6,811	7,335	6,863	8,779	(1,444)
5834000	LIFE INSURANCE	80	83	73	83	0
5835000	WORKER COMP	174	256	85	410	(154)
5838000	RETIREMENT FUND	6,067	4,465	0	0	4,465
5870206	REIMBEXP-EE PAYROLL DEDUC	5,681	7,667	0	2,650	(5,017)
5870207	REIMBEXP-NONRAINBW PR DED	169	0	0	0	0
<b>Expenditures - Total</b>		<b>239,996</b>	<b>256,219</b>	<b>213,148</b>	<b>252,877</b>	<b>3,342</b>
<b>2120 - DJ FREY - Total</b>		<b>189,780</b>	<b>200,719</b>	<b>157,096</b>	<b>196,377</b>	<b>4,342</b>

# 2024 Budget by Fund and Dept

12-21-23

Account	Account Title	Prior Year Actual	Current Year Budget	Current Year Projected	New Year Budget	Budget Change
<b>0010 - COUNTY GENERAL</b>						
<b>2121 - DJ BIICHL</b>						
4220122	STATE-AOPC GRANT	0	0	0	0	0
4410001	C,F&R-COURT COSTS	35,495	41,979	54,542	39,817	(2,162)
4410002	C,F&R-COURT FINES	4,017	644	595	1,768	1,124
4410004	C,F&R-POSTAGE	1,754	2,278	2,310	2,103	(175)
<b>Revenues - Total</b>		<b>41,266</b>	<b>44,901</b>	<b>57,447</b>	<b>43,688</b>	<b>(1,213)</b>
5040001	SALARY-STAFF	82,112	95,444	101,754	114,766	(19,322)
5070001	WAGES	0	0	0	0	0
5080003	OVERTIME	0	0	0	0	0
5080004	HOLIDAY OVERTIME	0	0	0	0	0
5080006	OVERRIDE	887	0	637	0	0
5080021	INSURANCE OPT-OUT	1,442	2,000	1,176	1,000	1,000
5080022	SUPPLEMENTAL PAY	0	0	0	0	0
5080023	YEAREND BUY BACK	0	0	0	0	0
5080024	TERMINATION BUY BACK	0	0	0	0	0
5116001	SUPLIES-OFFICE	4,777	6,000	6,428	6,428	(428)
5140001	EQUIP NON CAPITAL	0	798	1,200	0	798
5140008	DESIGNATED NON-CAPITAL	0	4,320	2,500	3,000	1,320
5201501	TELEPHONE	188	200	200	205	(5)
5201512	PAGING SERVICE	120	120	120	125	(5)
5212001	POSTAGE	5,805	8,200	8,900	9,200	(1,000)
5213302	STAFF TRAINING & DEVELOP	0	0	100	850	(850)
5214000	TRAVEL & TRANSPORTATION	112	0	100	250	(250)
5232001	CONTRMAINT-EQUIPMENT	317	230	650	650	(420)
5233021	PURSV-C-DRG/ALCOHOL SCREEN	40	0	0	0	0
5252061	JUD-FORMA PAUPERIS	0	82	300	300	(218)
5421000	M&R-BUILDINGS & IMPROVEME	0	0	0	0	0
5831004	DENTAL / REGULAR	1,552	2,065	1,906	1,992	73
5831007	PRESCRIPTION DRUGS	2,191	4,109	2,361	2,900	1,209
5831009	CORESOURC CLAIMS	20,805	31,018	22,451	36,036	(5,018)
5831017	CORESOURC ADMIN FEE	3,060	3,103	4,224	24,023	(20,920)
5832000	SOCIAL SECURITY	5,135	7,051	5,541	8,856	(1,805)
5834000	LIFE INSURANCE	67	83	83	83	0
5835000	WORKER COMP	91	134	63	413	(279)
5838000	RETIREMENT FUND	5,775	4,250	0	0	4,250
5870206	REIMBEXP-EE PAYROLL DEDUC	3,915	4,585	0	5,950	1,365
5870207	REIMBEXP-NONRAINBW PR DED	0	0	0	0	0
5870920	REIMBEXP-CAP-ACT 13	0	0	0	0	0
<b>Expenditures - Total</b>		<b>130,560</b>	<b>164,622</b>	<b>160,694</b>	<b>205,127</b>	<b>(40,505)</b>
<b>2121 - DJ BIICHL - Total</b>		<b>89,293</b>	<b>119,721</b>	<b>103,247</b>	<b>161,439</b>	<b>(41,718)</b>

# 2024 Budget by Fund and Dept

12-21-23

Account	Account Title	Prior Year Actual	Current Year Budget	Current Year Projected	New Year Budget	Budget Change
<b>0010 - COUNTY GENERAL</b>						
<b>2122 - DJ SOLOMON</b>						
4410001	C,F&R-COURT COSTS	35,885	50,000	45,000	47,000	(3,000)
4410002	C,F&R-COURT FINES	1,346	2,000	500	1,000	(1,000)
4410004	C,F&R-POSTAGE	1,169	1,500	1,000	1,200	(300)
4710000	MISCELLANEOUS INCOME	0	0	0	0	0
<b>Revenues - Total</b>		<b>38,401</b>	<b>53,500</b>	<b>46,500</b>	<b>49,200</b>	<b>(4,300)</b>
5040001	SALARY-STAFF	100,656	114,344	116,092	121,494	(7,150)
5070001	WAGES	0	0	0	0	0
5080003	OVERTIME	0	0	0	0	0
5080004	HOLIDAY OVERTIME	0	0	0	0	0
5080006	OVERRIDE	0	0	3,094	0	0
5080021	INSURANCE OPT-OUT	1,173	1,000	1,995	2,000	(1,000)
5080022	SUPPLEMENTAL PAY	0	0	0	0	0
5080023	YEAREND BUY BACK	660	0	1,353	0	0
5080024	TERMINATION BUY BACK	932	0	0	0	0
5116001	SUPLIES-OFFICE	7,430	6,500	5,000	5,200	1,300
5130001	SUPLIES-MAINT. & REPAIR	0	0	0	0	0
5140001	EQUIP NON CAPITAL	110	0	0	0	0
5140008	DESIGNATED NON-CAPITAL	0	0	0	0	0
5201100	ELECTRIC	1,296	0	103	0	0
5201501	TELEPHONE	2,867	3,500	2,825	3,000	500
5201512	PAGING SERVICE	120	140	120	140	0
5212001	POSTAGE	4,141	6,000	6,000	6,200	(200)
5214000	TRAVEL & TRANSPORTATION	734	600	350	500	100
5216200	RENTAL-BUILDINGS	9,528	0	0	0	0
5219108	OTHER GENERAL OPERATING	951	0	0	0	0
5232001	CONTRMAINT-EQUIPMENT	807	1,313	400	550	763
5233021	PURSVC-DRG/ALCOHOL SCREEN	40	40	0	0	40
5233403	CONTRACTED SECURITY	0	0	0	0	0
5252061	JUD-FORMA PAUPERIS	0	300	300	300	0
5421000	M&R-BUILDINGS & IMPROVEME	0	0	0	0	0
5831004	DENTAL / REGULAR	1,551	1,375	1,566	1,992	(617)
5831007	PRESCRIPTION DRUGS	3,696	3,000	1,629	2,050	950
5831009	CORESOURCE CLAIMS	27,731	29,389	16,435	18,018	11,371
5831017	CORESOURCE ADMIN FEE	4,905	4,000	3,041	11,514	(7,514)
5832000	SOCIAL SECURITY	8,290	8,376	10,093	9,447	(1,071)
5834000	LIFE INSURANCE	73	83	73	83	0
5835000	WORKER COMP	343	506	121	437	69
5838000	RETIREMENT FUND	8,460	6,226	0	0	6,226
5870206	REIMBEXP-EE PAYROLL DEDUC	6,748	3,712	0	3,950	238
<b>Expenditures - Total</b>		<b>179,745</b>	<b>182,980</b>	<b>170,591</b>	<b>178,976</b>	<b>4,004</b>
<b>2122 - DJ SOLOMON - Total</b>		<b>141,345</b>	<b>129,480</b>	<b>124,091</b>	<b>129,776</b>	<b>(296)</b>

# 2024 Budget by Fund and Dept

12-21-23

Account	Account Title	Prior Year Actual	Current Year Budget	Current Year Projected	New Year Budget	Budget Change
<b>0010 - COUNTY GENERAL</b>						
<b>2123 - DJ WHITEMAN</b>						
4220122	STATE-AOPC GRANT	0	0	0	0	0
4410001	C,F&R-COURT COSTS	68,471	75,000	75,000	75,000	0
4410002	C,F&R-COURT FINES	1,668	1,500	1,500	1,500	0
4410004	C,F&R-POSTAGE	2,611	3,000	3,000	3,000	0
<b>Revenues - Total</b>		<b>72,749</b>	<b>79,500</b>	<b>79,500</b>	<b>79,500</b>	<b>0</b>
5040001	SALARY-STAFF	88,692	109,576	84,445	121,970	(12,394)
5070001	WAGES	0	0	0	0	0
5080003	OVERTIME	7,224	0	16,033	0	0
5080021	INSURANCE OPT-OUT	0	0	0	0	0
5080022	SUPPLEMENTAL PAY	0	0	0	0	0
5080023	YEAREND BUY BACK	731	0	1,121	0	0
5080024	TERMINATION BUY BACK	367	0	0	0	0
5116001	SUPLIES-OFFICE	4,809	6,500	4,700	6,700	(200)
5140001	EQUIP NON CAPITAL	0	119	0	0	119
5140008	DESIGNATED NON-CAPITAL	0	0	0	0	0
5201501	TELEPHONE	893	1,100	900	1,150	(50)
5201512	PAGING SERVICE	120	120	120	120	0
5212001	POSTAGE	9,500	12,500	11,882	13,000	(500)
5213100	PROFESSIONAL DUES	0	0	0	0	0
5213105	CONFERENCES/SEMINARS	285	340	340	450	(110)
5214000	TRAVEL & TRANSPORTATION	706	811	811	950	(139)
5219108	OTHER GENERAL OPERATING	0	0	0	0	0
5232001	CONTRMAINT-EQUIPMENT	820	1,396	918	1,424	(28)
5233021	PURSVC-DRG/ALCOHOL SCREEN	0	0	0	0	0
5233403	CONTRACTED SECURITY	0	0	0	0	0
5421000	M&R-BUILDINGS & IMPROVEME	0	0	0	0	0
5831004	DENTAL / REGULAR	2,111	2,394	0	1,992	402
5831007	PRESCRIPTION DRUGS	5,491	5,146	0	3,950	1,196
5831009	CORESOURCE CLAIMS	40,676	65,530	0	54,054	11,476
5831017	CORESOURCE ADMIN FEE	7,284	7,774	0	25,866	(18,092)
5832000	SOCIAL SECURITY	6,884	8,383	0	9,331	(948)
5834000	LIFE INSURANCE	66	83	0	448	(365)
5835000	WORKER COMP	119	176	0	439	(263)
5838000	RETIREMENT FUND	7,055	5,192	0	0	5,192
5870206	REIMBEXP-EE PAYROLL DEDUC	9,361	7,334	0	5,950	(1,384)
5870920	REIMBEXP-CAP-ACT 13	0	0	0	0	0
<b>Expenditures - Total</b>		<b>174,472</b>	<b>219,806</b>	<b>121,270</b>	<b>235,894</b>	<b>(16,088)</b>
<b>2123 - DJ WHITEMAN - Total</b>		<b>101,722</b>	<b>140,306</b>	<b>41,770</b>	<b>156,394</b>	<b>(16,088)</b>

# 2024 Budget by Fund and Dept

12-21-23

Account	Account Title	Prior Year Actual	Current Year Budget	Current Year Projected	New Year Budget	Budget Change
<b>0010 - COUNTY GENERAL</b>						
<b>2124 - DJ GARDNER</b>						
4220122	STATE-AOPC GRANT	0	0	0	0	0
4410001	C,F&R-COURT COSTS	48,175	58,600	40,860	40,860	(17,740)
4410002	C,F&R-COURT FINES	4,323	1,000	10,390	10,390	9,390
4410004	C,F&R-POSTAGE	2,257	2,500	2,030	2,030	(470)
<b>Revenues - Total</b>		<b>54,755</b>	<b>62,100</b>	<b>53,280</b>	<b>53,280</b>	<b>(8,820)</b>
5040001	SALARY-STAFF	83,781	99,271	0	113,962	(14,691)
5070001	WAGES	0	0	0	0	0
5080003	OVERTIME	78	0	0	0	0
5080004	HOLIDAY OVERTIME	0	0	0	0	0
5080021	INSURANCE OPT-OUT	981	1,000	0	2,000	(1,000)
5080022	SUPPLEMENTAL PAY	0	0	0	0	0
5080023	YEAREND BUY BACK	0	0	0	0	0
5080024	TERMINATION BUY BACK	0	0	0	0	0
5116001	SUPPLIES-OFFICE	3,709	7,774	4,000	4,000	3,774
5116016	SUPPLIES-BOOKS & PERIODIC	4,071	250	2,250	2,250	(2,000)
5140001	EQUIP NON CAPITAL	389	3,016	0	2,200	816
5140008	DESIGNATED NON-CAPITAL	0	0	0	0	0
5201501	TELEPHONE	2,130	2,700	2,766	2,800	(100)
5201512	PAGING SERVICE	60	200	60	120	80
5212001	POSTAGE	6,574	7,126	10,500	10,500	(3,374)
5213100	PROFESSIONAL DUES	0	0	0	0	0
5213105	CONFERENCES/SEMINARS	0	0	0	0	0
5214000	TRAVEL & TRANSPORTATION	2,127	3,000	3,000	2,500	500
5219108	OTHER GENERAL OPERATING	720	935	1,235	1,235	(300)
5232001	CONTRMAINT-EQUIPMENT	708	1,101	1,101	1,101	0
5233014	PURSV-C-CONTR CUSTODL SVC	0	914	3,230	3,230	(2,316)
5233021	PURSV-C-DRG/ALCOHOL SCREEN	0	0	0	0	0
5233403	CONTRACTED SECURITY	0	0	0	0	0
5831004	DENTAL / REGULAR	2,429	2,615	0	1,992	623
5831007	PRESCRIPTION DRUGS	3,371	4,109	0	1,600	2,509
5831009	CORESOURC CLAIMS	29,142	44,783	0	18,018	26,765
5831017	CORESOURC ADMIN FEE	4,654	6,206	0	4,896	1,310
5832000	SOCIAL SECURITY	6,089	7,066	0	8,871	(1,805)
5834000	LIFE INSURANCE	83	83	0	83	0
5835000	WORKER COMP	186	275	0	410	(135)
5838000	RETIREMENT FUND	6,588	4,848	0	0	4,848
5870206	REIMBEXP-EE PAYROLL DEDUC	6,374	5,664	0	2,550	(3,114)
5870207	REIMBEXP-NONRAINBW PR DED	0	0	0	0	0
<b>Expenditures - Total</b>		<b>151,493</b>	<b>191,608</b>	<b>28,142</b>	<b>179,219</b>	<b>12,389</b>
<b>2124 - DJ GARDNER - Total</b>		<b>96,737</b>	<b>129,508</b>	<b>(25,138)</b>	<b>125,939</b>	<b>3,569</b>

# 2024 Budget by Fund and Dept

12-21-23

Account	Account Title	Prior Year Actual	Current Year Budget	Current Year Projected	New Year Budget	Budget Change
<b>0010 - COUNTY GENERAL</b>						
<b>2125 - DJ DIETER</b>						
4220122	STATE-AOPC GRANT	5,000	0	0	0	0
4410001	C,F&R-COURT COSTS	46,112	50,000	60,000	60,000	10,000
4410002	C,F&R-COURT FINES	1,139	1,100	1,000	1,100	0
4410004	C,F&R-POSTAGE	1,753	1,700	1,700	1,700	0
<b>Revenues - Total</b>		<b>54,005</b>	<b>52,800</b>	<b>62,700</b>	<b>62,800</b>	<b>10,000</b>
5040001	SALARY-STAFF	102,777	113,882	0	116,036	(2,154)
5070001	WAGES	0	0	0	0	0
5080003	OVERTIME	0	0	0	0	0
5080004	HOLIDAY OVERTIME	0	0	0	0	0
5080021	INSURANCE OPT-OUT	981	1,000	0	0	1,000
5080022	SUPPLEMENTAL PAY	0	0	0	0	0
5080023	YEAREND BUY BACK	0	0	0	0	0
5080024	TERMINATION BUY BACK	0	0	0	0	0
5116001	SUPPLIES-OFFICE	6,847	6,800	6,500	7,200	(400)
5140001	EQUIP NON CAPITAL	6,005	250	250	250	0
5140008	DESIGNATED NON-CAPITAL	0	0	0	0	0
5201100	ELECTRIC	1,850	1,950	1,600	2,000	(50)
5201501	TELEPHONE	1,960	2,800	2,800	2,800	0
5201512	PAGING SERVICE	120	120	120	120	0
5212001	POSTAGE	8,214	7,900	7,000	8,000	(100)
5213105	CONFERENCES/SEMINARS	0	800	800	800	0
5214000	TRAVEL & TRANSPORTATION	606	1,040	800	1,040	0
5216200	RENTAL-BUILDINGS	23,966	26,799	24,782	26,799	0
5219108	OTHER GENERAL OPERATING	1,419	1,440	1,428	6,380	(4,940)
5232001	CONTRMAINT-EQUIPMENT	738	994	750	994	0
5233403	CONTRACTED SECURITY	1,392	1,392	975	1,392	0
5421000	M&R-BUILDINGS & IMPROVEME	9,794	0	0	0	0
5831004	DENTAL / REGULAR	2,095	2,095	0	1,992	103
5831007	PRESCRIPTION DRUGS	3,241	5,146	0	3,700	1,446
5831009	CORESOURCE CLAIMS	27,189	74,172	0	54,054	20,118
5831017	CORESOURCE ADMIN FEE	4,529	9,310	0	18,373	(9,063)
5832000	SOCIAL SECURITY	7,702	8,018	0	8,877	(859)
5834000	LIFE INSURANCE	83	83	0	448	(365)
5835000	WORKER COMP	170	252	0	418	(166)
5838000	RETIREMENT FUND	7,252	5,337	0	0	5,337
5870206	REIMBEXP-EE PAYROLL DEDUC	4,677	7,911	0	5,200	(2,711)
<b>Expenditures - Total</b>		<b>214,255</b>	<b>263,669</b>	<b>47,805</b>	<b>256,472</b>	<b>7,197</b>
<b>2125 - DJ DIETER - Total</b>		<b>160,250</b>	<b>210,869</b>	<b>(14,895)</b>	<b>193,672</b>	<b>17,197</b>



# 2024 Budget by Fund and Dept

12-21-23

Account	Account Title	Prior Year Actual	Current Year Budget	Current Year Projected	New Year Budget	Budget Change
<b>0010 - COUNTY GENERAL</b>						
<b>3010 - ADULT PROBATION</b>						
4210212	FED-DOJ BULLET PROOF VEST	0	0	0	0	0
4210221	FED-HS DUI GRANT 20.601	0	0	0	0	0
4220127	STATE-PCCD TRMT COURT	0	0	0	0	0
4220208	STATE SUPERVISION FEES	251,740	266,281	292,013	290,000	23,719
4220209	ST-PCCD COLOR CALL IN	0	0	0	0	0
4220211	STATE APO GRANT IN AID	0	164,901	164,901	164,901	0
4220213	STATE PCCD IP GRANT	175,352	80,000	80,000	80,000	0
4220231	STATE- IN SERV FIREARM TR	0	0	0	0	0
4220240	STATE - LSIR	0	0	0	0	0
4220620	STATE DDT PROGRAM	0	0	0	0	0
4312038	FEES-PROBATION ADMIN FEE	0	20,000	0	20,000	0
4313008	FEES-SUPERVISED BAIL	0	0	10	0	0
4313014	FEES-C&F COLLECTION	204,442	0	0	0	0
4313019	FEES-CNTY SUPERVN ACT 35	223,470	264,422	292,013	290,000	25,578
4313020	FEES-IN HOUSE DETENTION	479	533	240	459	(74)
4313047	FEES-GLOBAL POSITIONING	1,760	2,000	1,070	2,508	508
4313053	FEES DRUG TESTING	15,831	18,975	13,494	21,384	2,409
4313057	FEES SCRAM PROGRAM	11,134	16,000	10,318	13,728	(2,272)
4313061	FEES ACT 100 APPLICATION	179	599	704	3,930	3,331
4313067	FEES-ELECTRONC MONITORING	7,421	7,739	7,598	99,460	91,721
4313068	FEES - UCM MONITORING	0	0	0	0	0
4313069	FEES-USMS FUGITIVE TF	5,034	7,416	459	5,000	(2,416)
4313073	FEES-POLYGRAPHS	717	500	3,000	3,000	2,500
4710000	MISCELLANEOUS INCOME	5,847	5,000	9,659	5,000	0
4713005	LLWS	6,436	1,000	4,000	4,000	3,000
<b>Revenues - Total</b>		<b>909,842</b>	<b>855,366</b>	<b>879,479</b>	<b>1,003,370</b>	<b>148,004</b>
5020001	SALARY DIRECTOR/DEPT HEAD	46,255	85,150	0	84,753	397
5020008	SALARY ACT 35	3,212	3,320	0	3,287	33
5030001	SALARY-PROFESSIONAL STAFF	1,047,943	1,134,789	0	1,179,733	(44,944)
5030023	SALARY-PCCD IP GRANT	51,626	53,594	53,594	60,587	(6,993)
5030039	SALARY-PADOT DUI GRANT	51,626	53,954	53,954	60,587	(6,633)
5040001	SALARY-STAFF	60,571	88,183	0	99,822	(11,639)
5040026	SALARY - LLWS	0	3,235	0	0	3,235
5070001	WAGES	0	0	0	40,517	(40,517)
5080003	OVERTIME	14,249	8,000	8,000	11,000	(3,000)
5080004	HOLIDAY OVERTIME	115	0	0	0	0
5080005	ON-CALL	0	0	0	0	0
5080006	OVERRIDE	0	0	0	0	0
5080012	OVERTIME USMS TASK FORCE	3,934	6,465	1,000	6,465	0
5080013	ON-CALL ADA'S	0	0	0	0	0
5080020	SHIFT DIFFERENTIAL	905	1,500	1,000	1,500	0
5080021	INSURANCE OPT-OUT	4,904	5,000	0	6,000	(1,000)
5080022	SUPPLEMENTAL PAY	0	0	0	0	0

# 2024 Budget by Fund and Dept

12-21-23

Account	Account Title	Prior Year Actual	Current Year Budget	Current Year Projected	New Year Budget	Budget Change
5080023	YEAREND BUY BACK	3,590	0	0	0	0
5080024	TERMINATION BUY BACK	8,716	0	0	0	0
5080026	VEHICLE ALLOWANCE	0	0	0	0	0
5080029	CELL PHONE ALLOWANCE	1,656	1,980	1,980	1,980	0
5080030	CERTIFICATION ALLOWANCE	3,625	4,000	4,000	4,000	0
5087005	ON-CALL CBU	17,850	18,270	0	0	18,270
5116001	SUPPLIES-OFFICE	3,071	2,777	2,777	2,777	0
5116016	SUPPLIES-BOOKS & PERIODIC	252	300	300	300	0
5117005	CLOTHING/EQUIP ALLOWANCE	2,473	2,457	8,218	9,400	(6,943)
5140001	EQUIP NON CAPITAL	8,926	15,102	11,616	8,116	6,986
5140008	DESIGNATED NON-CAPITAL	570	8,770	8,770	14,279	(5,509)
5140009	ENC-SOFTWARE	0	0	0	0	0
5201501	TELEPHONE	844	1,200	777	1,200	0
5201508	CELLULAR TELEPHONES	14,011	14,100	13,981	13,981	119
5201512	PAGING SERVICE	240	240	240	240	0
5201515	CBU-CELLULAR TELEPHONES	0	5,000	0	0	5,000
5212001	POSTAGE	1,346	2,144	1,068	2,144	0
5213100	PROFESSIONAL DUES	115	300	300	300	0
5213105	CONFERENCES/SEMINARS	1,382	4,500	4,500	11,500	(7,000)
5213501	TUITION PAYMENTS	0	0	0	0	0
5214000	TRAVEL & TRANSPORTATION	1,471	3,000	3,000	3,000	0
5214106	TRAVEL - EZ PASS	223	200	200	200	0
5216501	RENTAL-LEASED VEHICLES	19,297	19,298	19,298	19,298	0
5219108	OTHER GENERAL OPERATING	1,413	800	1,000	1,000	(200)
5219111	OTHGEN-INTERNS STIPENDS	150	1,800	600	1,800	0
5219129	OTHGEN-ACT 35 EXPENSES	1,265	1,500	1,265	1,265	235
5231100	PROFSVC-LEGAL SERVICES	0	0	0	0	0
5231309	PROFSVC-PSYCHOLOGICL TEST	2,400	0	3,200	2,400	(2,400)
5231517	PROFSVC-DRUG TESTING	7,879	5,000	5,000	39,390	(34,390)
5231520	PS-SEX OFFENDER POLYGRAPH	2,900	2,600	5,886	5,886	(3,286)
5232001	CONTRMAINT-EQUIPMENT	1,404	2,148	1,400	2,148	0
5232003	CONTR MAINT & REPAIR	0	0	0	0	0
5232005	CONTRMAINT-GPS UNITS	622	278	0	0	278
5233021	PURSVC-DRG/ALCOHOL SCREEN	872	300	495	300	0
5233026	PURSVC-DRUG/ALC TREAT SVC	0	0	0	0	0
5233038	MISC CONTRACTED SERVICES	0	0	0	0	0
5252027	JUD-EXTRADITION EXPENSE	6,770	8,811	8,811	8,811	0
5253021	PS-ELECTRONIC MONITORING	0	0	0	0	0
5253023	PS-SCRAM PROGRAM EXP	715	0	0	0	0
5471000	M&R-DIESEL FUEL & GAS	14,371	16,000	10,000	16,000	0
5471003	M&R-VEHICLE REPAIRS	5,661	5,500	5,500	5,500	0
5831004	DENTAL / REGULAR	16,395	17,974	0	17,268	706
5831007	PRESCRIPTION DRUGS	35,590	30,908	0	30,300	608
5831009	CORESOURCE CLAIMS	259,065	417,457	0	360,360	57,097
5831017	CORESOURCE ADMIN FEE	49,365	45,089	0	172,025	(126,936)

## 2024 Budget by Fund and Dept

12-21-23

Account	Account Title	Prior Year Actual	Current Year Budget	Current Year Projected	New Year Budget	Budget Change
5832000	SOCIAL SECURITY	100,246	112,124	0	117,450	(5,326)
5834000	LIFE INSURANCE	670	718	0	896	(178)
5835000	WORKER COMP	40,797	60,245	0	62,244	(1,999)
5838000	RETIREMENT FUND	100,528	73,979	0	0	73,979
5852315	STGR-PCCD IP OTHER SERVIC	0	0	0	0	0
5852316	STGR-PCCD IP GLOBAL POSIT	0	9,503	0	0	9,503
5852317	STGR-PCCD COLOR CALL IN	97,246	72,642	0	0	72,642
5870206	REIMBEXP-EE PAYROLL DEDUC	54,671	48,024	0	50,990	2,966
5870207	REIMBEXP-NONRAINBW PR DED	0	0	0	0	0
5870920	REIMBEXP-CAP-ACT 13	0	0	0	0	0
<b>Expenditures - Total</b>		<b>2,065,221</b>	<b>2,384,180</b>	<b>241,730</b>	<b>2,441,019</b>	<b>(56,839)</b>
<b>3010 - ADULT PROBATION - Total</b>		<b>1,155,379</b>	<b>1,528,814</b>	<b>(637,748)</b>	<b>1,437,649</b>	<b>91,165</b>

# 2024 Budget by Fund and Dept

12-21-23

Account	Account Title	Prior Year Actual	Current Year Budget	Current Year Projected	New Year Budget	Budget Change
<b>0010 - COUNTY GENERAL</b>						
<b>3015 - RE-ENTRY CENTER</b>						
5030001	SALARY-PROFESSIONAL STAFF	0	0	0	0	0
5116001	SUPPLIES-OFFICE	0	0	0	0	0
5140008	DESIGNATED NON-CAPITAL	0	0	0	0	0
5201501	TELEPHONE	0	0	0	0	0
5231228	PROFSVC-GEO REENTRY SVCS	730,000	730,000	0	0	730,000
<b>Expenditures - Total</b>		<b>730,000</b>	<b>730,000</b>	<b>0</b>	<b>0</b>	<b>730,000</b>
<b>3015 - RE-ENTRY CENTER - Total</b>		<b>730,000</b>	<b>730,000</b>	<b>0</b>	<b>0</b>	<b>730,000</b>

# 2024 Budget by Fund and Dept

12-21-23

Account	Account Title	Prior Year Actual	Current Year Budget	Current Year Projected	New Year Budget	Budget Change
<b>0010 - COUNTY GENERAL</b>						
<b>3020 - COUNTY PRISON</b>						
4210120	FED-SCAAP CFDA 16.606	0	2,500	11,642	2,500	0
4210216	FED-DOJ JUSTIC ASST GRANT	0	0	0	0	0
4210414	FED-SOCIAL SEC INCENTIVES	5,600	8,000	4,800	5,000	(3,000)
4220128	ST-PCS & PCCD CJAB GRANT	1,500	0	0	0	0
4313008	FEES-SUPERVISED BAIL	61,829	60,000	67,700	60,000	0
4313009	FEES-PRISON NON COUNTY	362,960	330,000	374,559	330,000	0
4313015	FEES-INMATES CO PAY	11,013	14,000	10,798	11,000	(3,000)
4313064	FEES- INMATES HOUSINGS	119,918	150,000	147,044	145,000	(5,000)
4410005	C,F&R-DRIVING UNDER INFLU	47,517	62,000	40,252	40,000	(22,000)
4710000	MISCELLANEOUS INCOME	857	700	1,000	700	0
4710010	MISC INC-TELEPHONE REVENU	35,920	30,000	40,769	40,000	10,000
4713005	LLWS	0	0	0	0	0
<b>Revenues - Total</b>		<b>647,114</b>	<b>657,200</b>	<b>698,564</b>	<b>634,200</b>	<b>(23,000)</b>
5020001	SALARY DIRECTOR/DEPT HEAD	154,631	162,685	180,295	185,703	(23,018)
5030005	SALARY-TREATMENT STAFF	182,070	204,327	217,000	228,915	(24,588)
5030006	SALARY-CORRECTIONAL STAFF	430,056	590,951	522,000	542,099	48,852
5030025	SALARY-BAIL/RELEASE MGR	69,328	73,162	73,162	75,359	(2,197)
5030030	SALARY-REGISTERED NURSES	326,625	404,714	478,500	468,242	(63,528)
5037006	SALARY CORRECTIONS UNION	1,519,587	2,749,286	1,500,000	2,462,296	286,990
5040001	SALARY-STAFF	108,982	113,720	104,000	117,339	(3,619)
5040011	SALARY-MAINTENANCE STAFF	144,074	150,249	172,000	175,098	(24,849)
5040018	SALARY-BAIL/RELEASE PROGR	205,287	329,584	251,950	255,541	74,043
5040026	SALARY - LLWS	0	0	0	0	0
5070001	WAGES	6,806	0	0	0	0
5070010	WAGES-LPN	0	0	0	0	0
5077001	WAGES - UNION	0	0	0	0	0
5080003	OVERTIME	572,446	350,000	310,000	345,000	5,000
5080004	HOLIDAY OVERTIME	82,253	105,000	119,000	132,000	(27,000)
5080005	ON-CALL	11,063	13,500	16,405	17,015	(3,515)
5080006	OVERRIDE	9,651	12,000	15,000	12,000	0
5080020	SHIFT DIFFERENTIAL	35,892	37,500	37,500	37,500	0
5080021	INSURANCE OPT-OUT	8,769	7,000	8,950	11,000	(4,000)
5080022	SUPPLEMENTAL PAY	4,682	0	0	0	0
5080023	YEAREND BUY BACK	3,511	3,000	3,859	6,000	(3,000)
5080024	TERMINATION BUY BACK	31,364	14,000	4,000	14,000	0
5080029	CELL PHONE ALLOWANCE	305	0	2,700	2,640	(2,640)
5080030	CERTIFICATION ALLOWANCE	0	0	0	0	0
5110004	SUPPLIES-KITCHEN	33,951	44,000	33,000	36,000	8,000
5110005	SUPPLIES-FOOD	434,476	415,000	410,000	438,000	(23,000)
5112002	SUPPLIES-HOUSEKEEPING	18,436	20,700	20,029	23,000	(2,300)
5112003	SUPPLIES-BEDDING & LINEN	14,059	10,000	10,000	16,250	(6,250)
5113001	SUPPLIES-LAUNDRY	4,710	3,600	1,600	3,500	100
5114002	SUPPLIES-INMATES HYGIENE	2,079	3,000	3,000	3,000	0

# 2024 Budget by Fund and Dept

12-21-23

Account	Account Title	Prior Year Actual	Current Year Budget	Current Year Projected	New Year Budget	Budget Change
5114005	SUPPLIES-MEDICAL	16,137	16,000	12,000	12,000	4,000
5114006	SUPPLIES-PRESCRIPTIONS	106,953	138,000	170,000	145,000	(7,000)
5115001	SUPPLIES-TRAINING	6,653	7,275	0	6,000	1,275
5116001	SUPPLIES-OFFICE	16,726	18,488	20,000	20,000	(1,512)
5116002	SUPPLIES-ID	887	1,000	1,775	1,775	(775)
5116009	SUPPLIES-LAW LIBRARY	509	500	600	600	(100)
5117001	INMATE CLOTHING	9,885	20,000	20,000	23,850	(3,850)
5117003	CLOTHING & UNIFORMS	23,912	27,000	25,000	31,500	(4,500)
5130001	SUPPLIES-MAINT. & REPAIR	41,333	45,700	40,850	42,000	3,700
5140001	EQUIP NON CAPITAL	8,983	10,168	10,168	9,165	1,003
5140008	DESIGNATED NON-CAPITAL	44,064	71,256	0	48,380	22,876
5140009	ENC-SOFTWARE	0	0	0	0	0
5199000	OTHER MATERIAL & SUPPLIES	5,516	5,000	5,500	5,500	(500)
5201100	ELECTRIC	93,070	105,000	90,000	95,000	10,000
5201200	NATURAL GAS	37,254	38,000	40,000	40,000	(2,000)
5201400	WATER AND SEWER	119,281	120,000	115,000	120,000	0
5201501	TELEPHONE	2,816	3,000	3,000	3,000	0
5201508	CELLULAR TELEPHONES	0	0	0	0	0
5201512	PAGING SERVICE	120	120	120	120	0
5212001	POSTAGE	1,419	2,200	1,400	1,500	700
5213100	PROFESSIONAL DUES	565	1,000	850	1,000	0
5213104	D&C PIMCC MEMBERSHIP	29,024	26,000	23,000	23,000	3,000
5213105	CONFERENCES/SEMINARS	2,457	16,000	14,000	18,000	(2,000)
5214000	TRAVEL & TRANSPORTATION	4,660	9,500	10,000	12,000	(2,500)
5215100	ADVERTISING EXPENSE	702	1,000	1,000	1,000	0
5216501	RENTAL-LEASED VEHICLES	20,521	19,267	19,500	19,500	(233)
5219108	OTHER GENERAL OPERATING	516	100	100	100	0
5219111	OTHGEN-INTERNS STIPENDS	75	2,400	1,800	2,400	0
5231100	PROFSVC-LEGAL SERVICES	49,884	65,000	60,000	65,000	0
5231111	RE-ENTRY PROG COORDINATOR	57,500	69,000	69,000	69,000	0
5231212	PROFSVC-PROF SVC AGREEMNT	0	0	0	0	0
5231301	PROFSVC-PHYSICIANS SERVIC	29,307	50,000	30,000	50,000	0
5231305	PROFSVC-CONTRCTD PHYSICIA	80,700	80,700	80,700	80,700	0
5231308	PROFSVC-HOSPITAL SERVICES	103,716	98,054	50,000	100,000	(1,946)
5231603	PROFSVC-CHAPLAIN SERVICES	0	0	0	0	0
5231605	PROFSVC-INTERPRETERS	326	200	200	200	0
5232001	CONTRMAINT-EQUIPMENT	13,388	22,352	19,440	21,406	946
5232003	CONTR MAINT & REPAIR	16,955	19,200	18,234	20,200	(1,000)
5232005	CONTRMAINT-GPS UNITS	384	680	700	700	(20)
5233014	PURSV-CONTR CUSTODL SVC	10,478	10,500	12,000	13,000	(2,500)
5233021	PURSV-DRG/ALCOHOL SCREEN	3,715	1,200	2,000	1,500	(300)
5233026	PURSV-DRUG/ALC TREAT SVC	0	50,000	0	0	50,000
5233029	PURSV-ELECTRONIC MONITRG	119,328	130,000	130,000	160,000	(30,000)
5233400	CONTRACTED EMPLOYMT SVCS	0	0	0	0	0
5253002	PS-INMATE WAGES	21,424	20,500	22,000	22,000	(1,500)

## 2024 Budget by Fund and Dept

12-21-23

Account	Account Title	Prior Year Actual	Current Year Budget	Current Year Projected	New Year Budget	Budget Change
5253010	PS-INMATES OUT OF COUNTY	346,904	140,000	110,500	100,000	40,000
5430003	M&R-RADIO REPAIRS	666	300	1,482	500	(200)
5471000	M&R-DIESEL FUEL & GAS	0	0	0	0	0
5831004	DENTAL / REGULAR	49,569	55,641	0	56,452	(811)
5831007	PRESCRIPTION DRUGS	109,338	115,557	0	95,000	20,557
5831009	CORESOURCE CLAIMS	830,969	1,496,616	0	1,333,332	163,284
5831017	CORESOURCE ADMIN FEE	153,169	169,916	0	607,001	(437,085)
5832000	SOCIAL SECURITY	290,956	346,872	0	345,902	970
5834000	LIFE INSURANCE	2,324	2,939	0	4,254	(1,315)
5835000	WORKER COMP	130,680	192,975	0	230,585	(37,610)
5838000	RETIREMENT FUND	271,711	199,952	0	0	199,952
5852202	ST-CJAB TECH ASST/TRNG	1,500	0	0	0	0
5870103	REIMBEXP-OPERATING EXPENS	0	0	0	0	0
5870206	REIMBEXP-EE PAYROLL DEDUC	173,617	180,022	0	152,500	(27,522)
5870207	REIMBEXP-NONRAINBW PR DED	1,947	0	0	0	0
5870911	REIMBEXP-CAP-DIST ATTY	0	0	0	0	0
5870920	REIMBEXP-CAP-ACT 13	0	0	0	0	0
<b>Expenditures - Total</b>		<b>7,528,460</b>	<b>9,679,084</b>	<b>5,725,869</b>	<b>9,514,121</b>	<b>164,963</b>
<b>3020 - COUNTY PRISON - Total</b>		<b>6,881,346</b>	<b>9,021,884</b>	<b>5,027,305</b>	<b>8,879,921</b>	<b>141,963</b>

# 2024 Budget by Fund and Dept

12-21-23

Account	Account Title	Prior Year Actual	Current Year Budget	Current Year Projected	New Year Budget	Budget Change
<b>0010 - COUNTY GENERAL</b>						
<b>3030 - PRE-RELEASE</b>						
4210311	FED-FLOOD DIS FEMA/PEMA	0	0	0	0	0
4220213	STATE PCCD IP GRANT	0	0	0	0	0
4220412	STATE DISASTER REIMB	0	0	0	0	0
4313015	FEES-INMATES CO PAY	3,386	3,500	3,875	3,500	0
4313022	FEES-INCOME INTER PUNISHM	0	0	0	0	0
4313024	FEES - MALE WORK CREW	2,444	2,500	3,162	2,500	0
4313025	FEES-RESIDENT TRANSPORTAT	50	100	630	300	200
4313034	FEES-ATP RESIDENT EMIT CH	458	500	2,885	1,500	1,000
4313035	FEES-LANDFILL WORK CREW	15,706	12,000	15,800	14,500	2,500
4313036	FEES-OUTSIDE AGENCY EMIT	4,869	4,000	3,500	3,000	(1,000)
4313039	FEES-INMATE TELEPHONE	6,189	5,000	6,295	5,000	0
4313051	FEES-OUT OF CNTY PER DIEM	0	0	0	0	0
4313060	FEES FEMALE WORK CREWS	2,691	2,500	500	0	(2,500)
4710000	MISCELLANEOUS INCOME	122	50	208	50	0
4713005	LLWS	0	0	0	0	0
<b>Revenues - Total</b>		<b>35,914</b>	<b>30,150</b>	<b>36,855</b>	<b>30,350</b>	<b>200</b>
5020003	SALARY ADMINISTRATIVE STA	182,287	206,394	173,078	179,469	26,925
5030005	SALARY-TREATMENT STAFF	94,157	99,061	122,708	120,317	(21,256)
5030006	SALARY-CORRECTIONAL STAFF	903,515	1,461,920	1,008,086	1,178,274	283,646
5030015	SALARY-WORK CREW FOREMAN	130,042	191,471	147,589	152,175	39,296
5040026	SALARY - LLWS	0	0	0	0	0
5070001	WAGES	39,204	72,160	73,050	66,224	5,936
5080003	OVERTIME	61,886	60,000	60,000	60,000	0
5080004	HOLIDAY OVERTIME	36,395	45,000	42,750	40,000	5,000
5080005	ON-CALL	578	0	0	0	0
5080006	OVERRIDE	234	0	5,900	2,500	(2,500)
5080020	SHIFT DIFFERENTIAL	12,872	13,900	11,950	13,900	0
5080021	INSURANCE OPT-OUT	3,808	3,000	3,000	3,000	0
5080022	SUPPLEMENTAL PAY	0	0	0	0	0
5080023	YEAREND BUY BACK	1,021	0	0	0	0
5080024	TERMINATION BUY BACK	11,994	5,000	3,850	5,000	0
5080029	CELL PHONE ALLOWANCE	102	0	660	660	(660)
5110004	SUPPLIES-KITCHEN	11,123	15,500	11,500	16,585	(1,085)
5110005	SUPPLIES-FOOD	165,095	210,000	185,000	224,700	(14,700)
5112003	SUPPLIES-BEDDING & LINEN	235	2,000	2,000	3,000	(1,000)
5113001	SUPPLIES-LAUNDRY	3,204	5,000	4,000	5,000	0
5114002	SUPPLIES-INMATES HYGIENE	481	1,000	1,000	1,000	0
5114005	SUPPLIES-MEDICAL	1,132	1,850	1,850	1,850	0
5114008	SUPPLIES-URINALYSIS	3,026	13,000	0	13,000	0
5114009	URINALYSIS-BAIL RELEASE	18,471	14,400	0	18,300	(3,900)
5116001	SUPPLIES-OFFICE	2,604	3,000	3,000	3,000	0
5117001	INMATE CLOTHING	3,693	3,500	3,500	4,500	(1,000)
5117002	INMATES BOOTS	831	1,200	1,200	1,400	(200)



## 2024 Budget by Fund and Dept

12-21-23

Account	Account Title	Prior Year Actual	Current Year Budget	Current Year Projected	New Year Budget	Budget Change
5117003	CLOTHING & UNIFORMS	5,260	6,800	6,800	14,275	(7,475)
5130002	SUPPLIES-FACILITY REPAIR	1,867	3,000	3,000	3,000	0
5140001	EQUIP NON CAPITAL	2,311	4,290	4,290	4,400	(110)
5140008	DESIGNATED NON-CAPITAL	4,748	27,600	0	25,600	2,000
5190009	SUPPLIES-WORKCREW TOOLS	4,157	2,000	2,000	2,500	(500)
5201501	TELEPHONE	1,368	1,400	1,400	1,400	0
5201508	CELLULAR TELEPHONES	1,204	1,250	1,410	1,420	(170)
5212001	POSTAGE	172	150	75	100	50
5213100	PROFESSIONAL DUES	60	60	60	60	0
5213302	STAFF TRAINING & DEVELOP	7,056	11,000	9,110	11,000	0
5214000	TRAVEL & TRANSPORTATION	3,741	5,240	5,451	6,500	(1,260)
5215100	ADVERTISING EXPENSE	702	500	265	500	0
5216500	RENTAL-VEHICLES	0	0	0	0	0
5216501	RENTAL-LEASED VEHICLES	18,550	18,550	19,097	24,960	(6,410)
5219108	OTHER GENERAL OPERATING	1,077	3,000	0	3,000	0
5231301	PROFSVC-PHYSICIANS SERVIC	10,799	17,000	17,000	17,000	0
5231307	PROFSVC-DENTIST SERVICES	2,518	5,000	10,000	7,500	(2,500)
5232001	CONTRMAINT-EQUIPMENT	2,739	3,720	2,880	3,242	478
5232003	CONTR MAINT & REPAIR	0	2,500	2,500	2,500	0
5233010	PURSV-C-CONTRACTD TREATMEN	0	4,000	0	4,000	0
5233014	PURSV-C-CONTR CUSTODL SVC	70	1,000	0	1,000	0
5233016	PURSV-C-LAUNDRY SERVICES	0	0	0	0	0
5233021	PURSV-C-DRG/ALCOHOL SCREEN	1,389	500	1,035	525	(25)
5253014	PS-RESIDENTS PHARMACY EXP	18,582	32,000	21,000	25,000	7,000
5253015	PS-WORK CREW PAYMENTS	24,704	27,000	28,365	30,000	(3,000)
5430003	M&R-RADIO REPAIRS	358	500	500	500	0
5471000	M&R-DIESEL FUEL & GAS	11,567	11,500	12,516	13,000	(1,500)
5471003	M&R-VEHICLE REPAIRS	0	0	0	0	0
5472004	M&R-VEHICLE REPAIRS	9,188	6,000	6,000	6,000	0
5831004	DENTAL / REGULAR	18,603	27,425	15,541	21,252	6,173
5831007	PRESCRIPTION DRUGS	47,267	51,502	32,476	36,950	14,552
5831009	CORESOURCE CLAIMS	451,677	660,885	324,828	522,522	138,363
5831017	CORESOURCE ADMIN FEE	65,993	76,261	60,398	215,450	(139,189)
5832000	SOCIAL SECURITY	110,812	134,995	103,820	130,009	4,986
5834000	LIFE INSURANCE	868	966	800	896	70
5835000	WORKER COMP	69,483	102,605	43,677	113,678	(11,073)
5838000	RETIREMENT FUND	106,054	78,045	0	0	78,045
5852314	STGR-PCCD IP CONT TREATME	0	0	0	0	0
5870103	REIMBEXP-OPERATING EXPENS	0	0	0	0	0
5870206	REIMBEXP-EE PAYROLL DEDUC	62,241	81,738	0	57,075	(24,663)
5870207	REIMBEXP-NONRAINBW PR DED	2,087	0	0	0	0
5870920	REIMBEXP-CAP-ACT 13	0	0	0	0	0
<b>Expenditures - Total</b>		<b>2,628,602</b>	<b>3,674,862</b>	<b>2,601,967</b>	<b>3,306,518</b>	<b>368,344</b>
<b>3030 - PRE-RELEASE - Total</b>		<b>2,592,688</b>	<b>3,644,712</b>	<b>2,565,112</b>	<b>3,276,168</b>	<b>368,544</b>

# 2024 Budget by Fund and Dept

12-21-23

Account	Account Title	Prior Year Actual	Current Year Budget	Current Year Projected	New Year Budget	Budget Change
<b>0010 - COUNTY GENERAL</b>						
<b>3040 - COUNTY D.U.I. CENTER</b>						
4312017	FEES-BLOOD TEST	35,224	50,000	40,000	40,000	(10,000)
4313027	FEES-DUI PROCESSING	25,502	30,000	25,000	25,000	(5,000)
4410009	C,F&R-ARD	50,019	60,000	60,000	50,000	(10,000)
<b>Revenues - Total</b>		<b>110,744</b>	<b>140,000</b>	<b>125,000</b>	<b>115,000</b>	<b>(25,000)</b>
5070001	WAGES	45,639	73,360	46,911	211,244	(137,884)
5080003	OVERTIME	0	0	0	0	0
5080004	HOLIDAY OVERTIME	825	0	1,193	0	0
5116001	SUPPLIES-OFFICE	347	4,500	500	500	4,000
5117003	CLOTHING & UNIFORMS	0	450	450	450	0
5140001	EQUIP NON CAPITAL	0	0	0	0	0
5212001	POSTAGE	0	10	10	10	0
5219103	OTHGEN - DVDS	0	100	100	100	0
5233021	PURSVC-DRG/ALCOHOL SCREEN	120	120	0	0	120
5252034	JUD-BLOOD TEST	81,757	116,000	130,000	120,000	(4,000)
5832000	SOCIAL SECURITY	3,594	4,036	3,305	16,160	(12,124)
5835000	WORKER COMP	1,690	2,496	1,440	10,858	(8,362)
<b>Expenditures - Total</b>		<b>133,972</b>	<b>201,072</b>	<b>183,909</b>	<b>359,322</b>	<b>(158,250)</b>
<b>3040 - COUNTY D.U.I. CENTER - Total</b>		<b>23,228</b>	<b>61,072</b>	<b>58,909</b>	<b>244,322</b>	<b>(183,250)</b>

# 2024 Budget by Fund and Dept

12-21-23

Account	Account Title	Prior Year Actual	Current Year Budget	Current Year Projected	New Year Budget	Budget Change
<b>0010 - COUNTY GENERAL</b>						
<b>3041 - ACT 198 (S.A.E. &amp; D.R.)</b>						
4410020	C,F&R ACT 198 (SAEDR)	29,781	40,000	27,788	0	(40,000)
<b>Revenues - Total</b>		<b>29,781</b>	<b>40,000</b>	<b>27,788</b>	<b>0</b>	<b>(40,000)</b>
5253022	PS-ACT 198 (SAEDR)	21,512	40,000	14,401	0	40,000
<b>Expenditures - Total</b>		<b>21,512</b>	<b>40,000</b>	<b>14,401</b>	<b>0</b>	<b>40,000</b>
<b>3041 - ACT 198 (S.A.E. &amp; D.R.) - Total</b>		<b>(8,269)</b>	<b>0</b>	<b>(13,387)</b>	<b>0</b>	<b>0</b>

# 2024 Budget by Fund and Dept

12-21-23

Account	Account Title	Prior Year Actual	Current Year Budget	Current Year Projected	New Year Budget	Budget Change
<b>0010 - COUNTY GENERAL</b>						
<b>3045 - CENTRAL PROCESSING CTR</b>						
4313066	FEES-CENTRAL PROC ACT 81	223,829	280,000	240,000	250,000	(30,000)
4313072	FEES - FINGERPRINTING	962	1,000	1,200	1,200	200
<b>Revenues - Total</b>		<b>224,791</b>	<b>281,000</b>	<b>241,200</b>	<b>251,200</b>	<b>(29,800)</b>
5070001	WAGES	39,406	131,600	39,800	167,305	(35,705)
5080004	HOLIDAY OVERTIME	0	0	5	0	0
5080029	CELL PHONE ALLOWANCE	0	0	0	0	0
5116001	SUPPLIES-OFFICE	840	4,000	4,000	4,000	0
5117003	CLOTHING & UNIFORMS	110	1,000	1,000	1,000	0
5140001	EQUIP NON CAPITAL	1,070	0	250	250	(250)
5201508	CELLULAR TELEPHONES	486	400	400	400	0
5212001	POSTAGE	24	150	50	50	100
5216201	RENTAL-OFFICE SPACE	7,300	7,200	7,200	7,200	0
5231700	PROFSVC-CONTRACTED	0	0	0	0	0
5232001	CONTRMAINT-EQUIPMENT	28,606	47,225	47,225	50,000	(2,775)
5233021	PURSVC-DRG/ALCOHOL SCREEN	75	280	0	0	280
5832000	SOCIAL SECURITY	3,010	4,209	2,664	12,799	(8,590)
5835000	WORKER COMP	1,437	2,121	1,459	8,599	(6,478)
<b>Expenditures - Total</b>		<b>82,364</b>	<b>198,185</b>	<b>104,042</b>	<b>251,603</b>	<b>(53,418)</b>
<b>3045 - CENTRAL PROCESSING CTR - Total</b>		<b>(142,427)</b>	<b>(82,815)</b>	<b>(137,158)</b>	<b>403</b>	<b>(83,218)</b>

# 2024 Budget by Fund and Dept

12-21-23

Account	Account Title	Prior Year Actual	Current Year Budget	Current Year Projected	New Year Budget	Budget Change
<b>0010 - COUNTY GENERAL</b>						
<b>3070 - COMMUNICATION CENTER</b>						
4313031	FEES-SULLIVAN COUNTY DISP	74,850	99,800	99,800	99,800	0
4313044	FEES-PAGING LEASING & MIS	6,729	13,190	13,190	26,550	13,360
4710000	MISCELLANEOUS INCOME	3,063	3,000	2,447	0	(3,000)
<b>Revenues - Total</b>		<b>84,641</b>	<b>115,990</b>	<b>115,437</b>	<b>126,350</b>	<b>10,360</b>
5020001	SALARY DIRECTOR/DEPT HEAD	60,598	91,354	62,044	65,869	25,485
5030001	SALARY-PROFESSIONAL STAFF	90,101	156,478	50,781	55,103	101,375
5030022	SALARY-PRF STAFF 911 REIM	693,805	821,712	798,455	875,196	(53,484)
5030034	SALARY- TACTICAL TEAM	0	0	0	0	0
5030038	SALARY-GIS PERSONNEL	89,014	93,241	95,660	101,657	(8,416)
5040022	SALARY-ST TSK FORC OLDLYC	113	0	0	0	0
5040026	SALARY - LLWS	2,950	3,500	5,785	0	3,500
5070001	WAGES	17,964	12,000	21,628	84,608	(72,608)
5070017	WAGES-PART TIME 911 REIMB	12,666	90,000	12,495	24,739	65,261
5080003	OVERTIME	152,267	125,000	125,737	0	125,000
5080004	HOLIDAY OVERTIME	19,688	28,918	25,145	0	28,918
5080005	ON-CALL	4,180	22,000	37,514	0	22,000
5080006	OVERRIDE	4,402	6,000	3,756	0	6,000
5080008	OVERTIME TACTICAL TEAM	0	0	0	0	0
5080020	SHIFT DIFFERENTIAL	8,399	9,765	8,198	0	9,765
5080021	INSURANCE OPT-OUT	2,846	3,000	2,302	2,000	1,000
5080022	SUPPLEMENTAL PAY	41,000	0	4,000	0	0
5080023	YEAREND BUY BACK	1,440	0	2,263	0	0
5080024	TERMINATION BUY BACK	1,280	0	726	0	0
5080028	UNIFORM ALLOWANCE	0	0	0	0	0
5080029	CELL PHONE ALLOWANCE	1,290	1,320	1,320	1,320	0
5115001	SUPPLIES-TRAINING	992	2,365	2,200	2,390	(25)
5116001	SUPPLIES-OFFICE	2,211	4,910	4,900	5,295	(385)
5117003	CLOTHING & UNIFORMS	1,619	4,000	4,000	4,000	0
5140001	EQUIP NON CAPITAL	7,444	6,940	6,940	7,476	(536)
5140008	DESIGNATED NON-CAPITAL	0	65,000	35,000	175,000	(110,000)
5140009	ENC-SOFTWARE	0	25,000	21,000	25,000	0
5201100	ELECTRIC	20,523	27,800	27,800	35,640	(7,840)
5201205	PROPANE	9,154	14,500	14,500	15,500	(1,000)
5201501	TELEPHONE	170,549	173,950	173,950	149,050	24,900
5201508	CELLULAR TELEPHONES	480	1,080	1,080	1,200	(120)
5201512	PAGING SERVICE	2,610	2,600	2,600	3,240	(640)
5212001	POSTAGE	313	320	320	340	(20)
5213100	PROFESSIONAL DUES	1,725	1,697	1,635	1,670	27
5213105	CONFERENCES/SEMINARS	130	3,390	3,000	3,555	(165)
5213302	STAFF TRAINING & DEVELOP	11,164	13,670	14,000	17,049	(3,379)
5214000	TRAVEL & TRANSPORTATION	1,969	20,413	15,000	14,454	5,959
5215100	ADVERTISING EXPENSE	0	600	600	600	0
5216101	RENTAL-LAND TOWER SITES	8,000	10,000	5,000	5,000	5,000

# 2024 Budget by Fund and Dept

12-21-23

Account	Account Title	Prior Year Actual	Current Year Budget	Current Year Projected	New Year Budget	Budget Change
5216501	RENTAL-LEASED VEHICLES	0	0	3,800	7,600	(7,600)
5219102	OTHGEN-COPY & PRINTING EX	120	400	400	400	0
5219108	OTHER GENERAL OPERATING	5,294	10,085	10,085	9,544	541
5219111	OTHGEN-INTERNS STIPENDS	0	0	0	0	0
5219121	OTHGEN-GEN OPT GIS	770	3,190	3,190	3,400	(210)
5231100	PROFSVC-LEGAL SERVICES	0	2,080	2,080	2,100	(20)
5231204	PROFSVC-ADMIN CONSULTING	0	0	0	10,000	(10,000)
5231516	PROFSVC-TACTICAL TEAM TR.	0	0	0	0	0
5232001	CONTRMAINT-EQUIPMENT	601	2,069	2,069	2,000	69
5232003	CONTR MAINT & REPAIR	279,712	379,694	379,694	371,769	7,925
5232004	CONTR MAINT 911/GIS	1,094	100,921	104,000	114,957	(14,036)
5233021	PURSV-DRG/ALCOHOL SCREEN	376	390	390	390	0
5450001	M&R-OPERATING EQUIPMENT	23,598	28,700	28,700	30,225	(1,525)
5471000	M&R-DIESEL FUEL & GAS	376	600	600	700	(100)
5472033	M&R 911 VEHICLE	540	2,271	2,271	1,229	1,042
5831004	DENTAL / REGULAR	11,497	13,452	9,300	13,748	(296)
5831007	PRESCRIPTION DRUGS	28,659	31,091	22,514	25,900	5,191
5831009	CORESOURC CLAIMS	233,636	398,653	228,595	336,937	61,716
5831017	CORESOURC ADMIN FEE	43,029	46,495	42,470	149,041	(102,546)
5832000	SOCIAL SECURITY	92,122	102,082	83,435	92,502	9,580
5834000	LIFE INSURANCE	590	562	504	571	(9)
5835000	WORKER COMP	1,914	2,827	892	4,346	(1,519)
5838000	RETIREMENT FUND	80,400	59,167	0	0	59,167
5870100	REIMBEXP-CAP FRINGE BENEF	0	0	0	0	0
5870206	REIMBEXP-EE PAYROLL DEDUC	39,937	45,654	0	41,300	(4,354)
5870207	REIMBEXP-NONRAINBW PR DED	523	0	0	0	0
5870403	REIMBEXP-PROGRAM EXPENSES	0	0	0	0	0
5870406	REIMBEXP-911 PHONE TARIFF	0	2,000,000	0	0	(2,000,000)
5870443	REIMBEXP-911 WIRELESS	0	0	0	0	0
5870920	REIMBEXP-CAP-ACT 13	0	0	0	0	0
<b>Expenditures - Total</b>		<b>2,206,754</b>	<b>981,598</b>	<b>2,516,323</b>	<b>2,813,008</b>	<b>(1,831,410)</b>
<b>3070 - COMMUNICATION CENTER - Total</b>		<b>2,122,112</b>	<b>865,608</b>	<b>2,400,886</b>	<b>2,686,658</b>	<b>(1,821,050)</b>

# 2024 Budget by Fund and Dept

12-21-23

Account	Account Title	Prior Year Actual	Current Year Budget	Current Year Projected	New Year Budget	Budget Change
<b>0010 - COUNTY GENERAL</b>						
<b>3071 - EMERGENCY MANAGEMENT</b>						
4210203	FED-EMA	112,898	62,218	62,218	62,000	(218)
4210311	FED-FLOOD DIS FEMA/PEMA	0	0	0	0	0
4313065	FEES - PAT TAGS	0	0	0	0	0
4313070	FEES-TSP EOC USAGE	0	0	0	0	0
4713013	PENN COLL TRNG SUPP PROJ	0	0	0	0	0
4713018	WILLIAMS FFWS SUPPORT	0	0	0	0	0
<b>Revenues - Total</b>		<b>112,898</b>	<b>62,218</b>	<b>62,218</b>	<b>62,000</b>	<b>(218)</b>
5020001	SALARY DIRECTOR/DEPT HEAD	75,662	67,991	58,962	56,008	11,983
5030001	SALARY-PROFESSIONAL STAFF	74,852	119,909	41,640	84,457	35,452
5040001	SALARY-STAFF	0	0	0	0	0
5040002	SALARY-CLERICAL	0	0	2,545	14,849	(14,849)
5070001	WAGES	12,581	13,900	9,150	0	13,900
5080003	OVERTIME	0	0	0	0	0
5080004	HOLIDAY OVERTIME	0	0	0	0	0
5080006	OVERRIDE	0	0	0	0	0
5080021	INSURANCE OPT-OUT	904	1,000	256	0	1,000
5080022	SUPPLEMENTAL PAY	0	0	0	0	0
5080023	YEAREND BUY BACK	0	0	0	0	0
5080024	TERMINATION BUY BACK	3,667	0	0	0	0
5080029	CELL PHONE ALLOWANCE	645	660	660	660	0
5080100	SAL ADJ - DOH CONTRACT	0	0	0	0	0
5115001	SUPPLIES-TRAINING	2,863	1,000	500	1,000	0
5116001	SUPPLIES-OFFICE	487	600	600	600	0
5140001	EQUIP NON CAPITAL	11	2,200	2,200	2,200	0
5140008	DESIGNATED NON-CAPITAL	0	0	0	0	0
5140009	ENC-SOFTWARE	0	0	0	0	0
5201501	TELEPHONE	5,138	5,250	5,250	5,500	(250)
5201508	CELLULAR TELEPHONES	1,467	1,485	1,485	2,800	(1,315)
5201512	PAGING SERVICE	6,360	6,400	6,500	6,500	(100)
5212001	POSTAGE	473	450	450	450	0
5213100	PROFESSIONAL DUES	385	350	350	350	0
5213105	CONFERENCES/SEMINARS	0	1,000	1,000	1,000	0
5214000	TRAVEL & TRANSPORTATION	1,509	1,800	1,800	2,500	(700)
5216501	RENTAL-LEASED VEHICLES	0	0	5,124	8,784	(8,784)
5219102	OTHGEN-COPY & PRINTING EX	120	200	200	200	0
5219108	OTHER GENERAL OPERATING	1,586	2,090	2,090	4,250	(2,160)
5219112	OTHGEN-VOLUNTEER BANQUET	2,166	3,800	3,800	3,800	0
5219130	EOC ACTIVATIONS/OPERATION	25	300	0	300	0
5219131	CNTY LOSS PREVENTION PRGM	112	0	0	0	0
5231501	PROFSVC-FLASH FLOOD COORD	7,426	12,000	5,000	12,500	(500)
5232001	CONTRMAINT-EQUIPMENT	4,158	332	4,200	4,800	(4,468)
5233021	PURSVC-DRG/ALCOHOL SCREEN	0	0	0	0	0
5450001	M&R-OPERATING EQUIPMENT	0	600	0	600	0

## 2024 Budget by Fund and Dept

12-21-23

Account	Account Title	Prior Year Actual	Current Year Budget	Current Year Projected	New Year Budget	Budget Change
5450002	M&R - AED'S	425	0	0	0	0
5471000	M&R-DIESEL FUEL & GAS	1,894	1,000	1,000	2,000	(1,000)
5471003	M&R-VEHICLE REPAIRS	1,141	2,950	2,150	1,200	1,750
5831004	DENTAL / REGULAR	2,734	2,173	1,761	2,059	114
5831007	PRESCRIPTION DRUGS	4,246	6,224	2,188	0	6,224
5831009	CORESOURCE CLAIMS	66,678	94,266	23,942	55,856	38,410
5831017	CORESOURCE ADMIN FEE	6,121	9,559	4,239	15,179	(5,620)
5832000	SOCIAL SECURITY	12,126	14,221	8,439	11,882	2,339
5834000	LIFE INSURANCE	83	86	57	448	(362)
5835000	WORKER COMP	345	509	143	1,007	(498)
5838000	RETIREMENT FUND	12,867	9,469	0	0	9,469
5870206	REIMBEXP-EE PAYROLL DEDUC	8,614	11,985	0	6,250	(5,735)
5870207	REIMBEXP-NONRAINBW PR DED	0	0	0	0	0
<b>Expenditures - Total</b>		<b>295,308</b>	<b>371,789</b>	<b>197,681</b>	<b>297,488</b>	<b>74,301</b>
<b>3071 - EMERGENCY MANAGEMENT - Total</b>		<b>182,410</b>	<b>309,571</b>	<b>135,463</b>	<b>235,488</b>	<b>74,083</b>



# 2024 Budget by Fund and Dept

12-21-23

Account	Account Title	Prior Year Actual	Current Year Budget	Current Year Projected	New Year Budget	Budget Change
<b>0010 - COUNTY GENERAL</b>						
<b>3073 - EMERGENCY MEDICAL SVC</b>						
5020001	SALARY DIRECTOR/DEPT HEAD	82,672	79,526	83,342	84,769	(5,243)
5030001	SALARY-PROFESSIONAL STAFF	54,648	75,624	69,984	76,544	(920)
5040002	SALARY-CLERICAL	34,662	39,745	39,065	42,640	(2,895)
5070001	WAGES	0	0	0	0	0
5080003	OVERTIME	0	0	0	0	0
5080004	HOLIDAY OVERTIME	0	0	0	0	0
5080021	INSURANCE OPT-OUT	269	0	972	1,000	(1,000)
5080022	SUPPLEMENTAL PAY	0	0	0	0	0
5080023	YEAREND BUY BACK	0	0	0	0	0
5080024	TERMINATION BUY BACK	3,620	0	0	0	0
5080029	CELL PHONE ALLOWANCE	646	660	610	660	0
5080100	SAL ADJ - DOH CONTRACT	0	0	0	0	0
5115001	SUPPLIES-TRAINING	1,354	1,000	1,000	1,000	0
5116001	SUPPLIES-OFFICE	2,170	2,000	2,000	3,000	(1,000)
5140001	EQUIP NON CAPITAL	1,720	2,000	2,000	2,200	(200)
5140008	DESIGNATED NON-CAPITAL	0	0	0	12,550	(12,550)
5201501	TELEPHONE	0	0	0	0	0
5201512	PAGING SERVICE	450	480	360	400	80
5212001	POSTAGE	563	850	624	687	163
5213100	PROFESSIONAL DUES	0	0	0	2,000	(2,000)
5213105	CONFERENCES/SEMINARS	605	2,997	2,997	3,000	(3)
5214000	TRAVEL & TRANSPORTATION	2,398	15,890	8,000	8,000	7,890
5219102	OTHGEN-COPY & PRINTING EX	21	500	500	500	0
5219108	OTHER GENERAL OPERATING	3,510	4,248	4,248	5,000	(752)
5231205	PROFSVC-BOARD EXPENSES	3,982	4,000	4,000	4,400	(400)
5231502	PROFSVC-PRIMARY INSTRUCTR	0	0	0	0	0
5232001	CONTRMAINT-EQUIPMENT	449	1,722	1,722	2,000	(278)
5233021	PURSVC-DRG/ALCOHOL SCREEN	40	40	40	40	0
5450001	M&R-OPERATING EQUIPMENT	0	2,050	0	1,000	1,050
5831004	DENTAL / REGULAR	2,182	3,477	2,032	2,723	754
5831007	PRESCRIPTION DRUGS	3,727	6,163	3,158	0	6,163
5831009	CORESOURCE CLAIMS	32,305	89,380	31,834	55,856	33,524
5831017	CORESOURCE ADMIN FEE	5,279	9,466	5,892	29,037	(19,571)
5832000	SOCIAL SECURITY	12,335	14,741	9,655	15,679	(938)
5834000	LIFE INSURANCE	82	113	73	113	0
5835000	WORKER COMP	407	601	170	934	(333)
5838000	RETIREMENT FUND	16,084	11,836	0	0	11,836
5870206	REIMBEXP-EE PAYROLL DEDUC	9,087	10,632	0	7,975	(2,657)
5870207	REIMBEXP-NONRAINBW PR DED	0	0	0	0	0
5870409	REIMBEXP-ST EMS CONTRACT	167,786	214,550	0	0	(214,550)
<b>Expenditures - Total</b>		<b>89,306</b>	<b>143,927</b>	<b>274,280</b>	<b>347,757</b>	<b>(203,830)</b>
<b>3073 - EMERGENCY MEDICAL SVC - Total</b>		<b>89,306</b>	<b>143,927</b>	<b>274,280</b>	<b>347,757</b>	<b>(203,830)</b>

# 2024 Budget by Fund and Dept

12-21-23

Account	Account Title	Prior Year Actual	Current Year Budget	Current Year Projected	New Year Budget	Budget Change
<b>0010 - COUNTY GENERAL</b>						
<b>3074 - HAZ MAT</b>						
5020001	SALARY DIRECTOR/DEPT HEAD	8,657	8,913	8,864	9,410	(497)
5030001	SALARY-PROFESSIONAL STAFF	0	46,599	0	0	46,599
5040002	SALARY-CLERICAL	3,000	0	0	0	0
5070001	WAGES	0	21,178	0	0	21,178
5080003	OVERTIME	0	0	0	0	0
5080004	HOLIDAY OVERTIME	0	0	0	0	0
5080021	INSURANCE OPT-OUT	0	0	0	0	0
5080022	SUPPLEMENTAL PAY	0	0	0	0	0
5080023	YEAREND BUY BACK	0	0	0	0	0
5080024	TERMINATION BUY BACK	0	0	0	0	0
5080029	CELL PHONE ALLOWANCE	0	0	0	0	0
5116001	SUPPLIES-OFFICE	704	200	200	200	0
5140001	EQUIP NON CAPITAL	0	0	118	0	0
5201501	TELEPHONE	2,404	2,500	2,500	2,500	0
5201512	PAGING SERVICE	60	0	0	0	0
5212001	POSTAGE	83	0	0	0	0
5214000	TRAVEL & TRANSPORTATION	0	0	0	0	0
5219102	OTHGEN-COPY & PRINTING EX	24	200	0	200	0
5232001	CONTRMAINT-EQUIPMENT	74	307	200	200	107
5831004	DENTAL / REGULAR	229	393	0	66	327
5831007	PRESCRIPTION DRUGS	673	1,037	0	0	1,037
5831009	CORESOURCE CLAIMS	7,054	13,332	0	1,802	11,530
5831017	CORESOURCE ADMIN FEE	0	1,724	0	490	1,234
5832000	SOCIAL SECURITY	1,028	5,856	1,030	720	5,136
5834000	LIFE INSURANCE	0	0	0	3	(3)
5835000	WORKER COMP	194	287	0	34	253
5838000	RETIREMENT FUND	5,771	4,247	0	0	4,247
5870100	REIMBEXP-CAP FRINGE BENEF	1,100	0	0	0	0
5870206	REIMBEXP-EE PAYROLL DEDUC	0	0	0	0	0
5870403	REIMBEXP-PROGRAM EXPENSES	0	0	0	0	0
5870412	REIMBEXP-HAZ MAT GRANT	0	0	0	0	0
<b>Expenditures - Total</b>		<b>28,857</b>	<b>106,773</b>	<b>12,911</b>	<b>15,624</b>	<b>91,149</b>
<b>3074 - HAZ MAT - Total</b>		<b>28,857</b>	<b>106,773</b>	<b>12,911</b>	<b>15,624</b>	<b>91,149</b>

# 2024 Budget by Fund and Dept

12-21-23

Account	Account Title	Prior Year Actual	Current Year Budget	Current Year Projected	New Year Budget	Budget Change
<b>0010 - COUNTY GENERAL</b>						
<b>4150 - PCD-FLOOD MITIGATION</b>						
4210322	FED-MONTOUR DIKE	0	0	118	0	0
4230604	LOCAL - PROJECT REIMB	0	0	0	0	0
<b>Revenues - Total</b>		<b>0</b>	<b>0</b>	<b>118</b>	<b>0</b>	<b>0</b>
5853101	OTHER-PW LOWER LYCOMING	0	0	0	0	0
5853103	OTHER-PW MONTOUR DIKE	0	0	0	0	0
5853107	OTHER-PW HAZARD MITIGATIO	72,810	113,400	75,000	100,000	13,400
5853131	FEMA RISK MAPPING	0	0	0	0	0
<b>Expenditures - Total</b>		<b>72,810</b>	<b>113,400</b>	<b>75,000</b>	<b>100,000</b>	<b>13,400</b>
<b>4150 - PCD-FLOOD MITIGATION - Total</b>		<b>72,810</b>	<b>113,400</b>	<b>74,882</b>	<b>100,000</b>	<b>13,400</b>

# 2024 Budget by Fund and Dept

12-21-23

Account	Account Title	Prior Year Actual	Current Year Budget	Current Year Projected	New Year Budget	Budget Change
<b>0010 - COUNTY GENERAL</b>						
<b>4153 - PCD-ECONOMIC DEVEL DIV.</b>						
4220512	ST-TIFF TIMBER RUN	0	0	396,182	0	0
4230104	LOCAL CITY OF WMSPT.	0	0	0	0	0
<b>Revenues - Total</b>		<b>0</b>	<b>0</b>	<b>396,182</b>	<b>0</b>	<b>0</b>
5254008	HISTORIC SITES SURVEY/PLN	0	0	0	0	0
5254009	PW-RTE 15 W&S EXTENSION	0	0	0	0	0
5254011	PW-JS/LAWSHEE RUN	0	1,000,000	0	0	1,000,000
5490050	OM&R-BRIDGE BUNDLE PROJ	4,440,672	2,200,000	2,200,000	0	2,200,000
5581025	IND PARK-TIMBER RUN	849,510	0	0	0	0
5870423	REIMBEXP-CDBG EXP	0	0	0	0	0
5870448	REIMBEXP - ACT 13 FUNDS	0	0	0	0	0
<b>Expenditures - Total</b>		<b>5,290,182</b>	<b>3,200,000</b>	<b>2,200,000</b>	<b>0</b>	<b>3,200,000</b>
<b>4153 - PCD-ECONOMIC DEVEL DIV. - Total</b>		<b>5,290,182</b>	<b>3,200,000</b>	<b>1,803,818</b>	<b>0</b>	<b>3,200,000</b>

# 2024 Budget by Fund and Dept

12-21-23

Account	Account Title	Prior Year Actual	Current Year Budget	Current Year Projected	New Year Budget	Budget Change
<b>0010 - COUNTY GENERAL</b>						
<b>4155 - PCD-ENVIRONMENTAL DIV.</b>						
5853126	OTHER-MARCELLUS GAS DRILL	0	0	0	0	0
5853140	OTHER-SOLID WASTE PLAN	1,511	0	0	0	0
<b>Expenditures - Total</b>		<b>1,511</b>	<b>0</b>	<b>0</b>	<b>0</b>	<b>0</b>
<b>4155 - PCD-ENVIRONMENTAL DIV. - Total</b>		<b>1,511</b>	<b>0</b>	<b>0</b>	<b>0</b>	<b>0</b>

# 2024 Budget by Fund and Dept

12-21-23

Account	Account Title	Prior Year Actual	Current Year Budget	Current Year Projected	New Year Budget	Budget Change
<b>0010 - COUNTY GENERAL</b>						
<b>5010 - CHILDREN &amp; YOUTH</b>						
4210407	FED-TITLE 4B GRANT	49,521	40,000	22,017	28,185	(11,815)
4210408	FED-TITLE 4E GRANT	861,579	1,641,475	1,000,000	1,000,000	(641,475)
4210410	FED-TITLE XX GRANT	87,158	87,158	57,959	87,158	0
4210411	FED-SIL GRANT	90,646	60,000	11,294	33,966	(26,034)
4210413	FED-MEDICAIDE ADMIN GRANT	6,462	2,878	4,802	5,000	2,122
4210428	FED-INFORM TECHNOLOGY	0	0	0	113,194	113,194
4210431	FED-FAMILY 1ST TRANS ACT	15,924	20,000	43,659	0	(20,000)
4220000	STATE GOV GRANTS	0	0	0	0	0
4220235	STATE-EVIDENCE BASED PRAC	552,847	500,000	136,336	570,582	70,582
4220610	STATE CHILD WELFARE T-148	4,003,774	5,848,818	3,438,664	7,013,820	1,165,002
4220623	STATE TITLE IV-B FUNDS	10,024	10,024	6,666	0	(10,024)
4220638	STATE-INFORM TECHNOLOGY	204,403	242,783	0	356,561	113,778
4220641	ST-PROM PRACTICE-BSI	0	0	0	0	0
4220642	STATE-SIL GRANT	151,738	286,421	100,906	186,421	(100,000)
4220643	ST-HOUSING SPECIAL GRANT	62,189	63,750	21,197	89,250	25,500
4220644	ST-TRUANCY SPEC GRANT	581,928	473,850	157,555	646,098	172,248
<b>Revenues - Total</b>		<b>6,678,192</b>	<b>9,277,157</b>	<b>5,001,054</b>	<b>10,130,235</b>	<b>853,078</b>
5255003	HS-C&Y PROGRAM EXPENSES	6,683,111	9,354,231	7,005,348	7,000,000	2,354,231
5821016	C&Y COUNTY MATCH	883,861	1,625,000	2,597,917	2,000,000	(375,000)
<b>Expenditures - Total</b>		<b>7,566,972</b>	<b>10,979,231</b>	<b>9,603,266</b>	<b>9,000,000</b>	<b>1,979,231</b>
<b>5010 - CHILDREN &amp; YOUTH - Total</b>		<b>888,780</b>	<b>1,702,074</b>	<b>4,602,212</b>	<b>(1,130,235)</b>	<b>2,832,309</b>

# 2024 Budget by Fund and Dept

12-21-23

Account	Account Title	Prior Year Actual	Current Year Budget	Current Year Projected	New Year Budget	Budget Change
<b>0010 - COUNTY GENERAL</b>						
<b>5020 - MILITARY AFFAIRS</b>						
4220645	STATE-MILITARY & VETERANS	0	0	0	0	0
<b>Revenues - Total</b>		<b>0</b>	<b>0</b>	<b>0</b>	<b>0</b>	<b>0</b>
5020001	SALARY DIRECTOR/DEPT HEAD	45,668	48,193	50,232	53,527	(5,334)
5040001	SALARY-STAFF	111,501	117,666	110,964	126,013	(8,347)
5070001	WAGES	0	0	0	0	0
5080002	CAPIES BONUSSES	0	0	0	0	0
5080003	OVERTIME	0	0	0	0	0
5080004	HOLIDAY OVERTIME	0	0	0	0	0
5080006	OVERRIDE	0	0	0	0	0
5080020	SHIFT DIFFERENTIAL	0	0	0	0	0
5080021	INSURANCE OPT-OUT	1,885	3,000	972	1,000	2,000
5080022	SUPPLEMENTAL PAY	0	0	0	0	0
5080023	YEAREND BUY BACK	248	0	381	0	0
5080024	TERMINATION BUY BACK	0	0	528	0	0
5116001	SUPLIES-OFFICE	712	1,000	800	900	100
5140001	EQUIP NON CAPITAL	0	0	0	0	0
5140008	DESIGNATED NON-CAPITAL	0	0	0	0	0
5190004	SUPPLIES-FLAGS	16,923	49,768	49,768	19,000	30,768
5190005	SUPPLIES-HDSTONES/MARKERS	3,000	9,000	9,000	9,000	0
5201501	TELEPHONE	332	600	600	800	(200)
5201508	CELLULAR TELEPHONES	480	500	500	500	0
5212001	POSTAGE	396	450	450	600	(150)
5213100	PROFESSIONAL DUES	250	600	600	600	0
5213105	CONFERENCES/SEMINARS	1,716	2,550	3,000	3,500	(950)
5214000	TRAVEL & TRANSPORTATION	448	1,050	800	900	150
5215100	ADVERTISING EXPENSE	0	232	232	232	0
5216500	RENTAL-VEHICLES	0	160	160	160	0
5232001	CONTRMAINT-EQUIPMENT	279	400	400	400	0
5233021	PURSV-DRG/ALCOHOL SCREEN	0	0	0	0	0
5233036	MAINTENANCE OF GRAVES	4,060	4,000	4,000	4,200	(200)
5233400	CONTRACTED EMPLOYMT SVCS	0	0	0	0	0
5251014	GENGOV-PMTS TO VET ORGANS	50	500	500	600	(100)
5255004	HS-BURIAL EXPENSE	38,000	45,000	45,000	45,500	(500)
5471000	M&R-DIESEL FUEL & GAS	116	150	150	200	(50)
5831004	DENTAL / REGULAR	1,683	1,796	2,189	2,657	(861)
5831007	PRESCRIPTION DRUGS	1,350	1,037	2,424	0	1,037
5831009	CORESOURC CLAIMS	43,094	12,120	24,489	54,054	(41,934)
5831017	CORESOURC ADMIN FEE	1,515	1,567	4,520	28,043	(26,476)
5832000	SOCIAL SECURITY	12,590	12,245	12,407	13,811	(1,566)
5834000	LIFE INSURANCE	90	101	72	90	11
5835000	WORKER COMP	175	258	1,606	646	(388)
5838000	RETIREMENT FUND	10,701	7,875	0	0	7,875
5870206	REIMBEXP-EE PAYROLL DEDUC	2,737	1,407	0	9,850	8,443

# 2024 Budget by Fund and Dept

12-21-23

Account	Account Title	Prior Year Actual	Current Year Budget	Current Year Projected	New Year Budget	Budget Change
<b>Expenditures - Total</b>		<b>294,426</b>	<b>320,411</b>	<b>326,743</b>	<b>357,083</b>	<b>(36,672)</b>
<b>5020 - MILITARY AFFAIRS - Total</b>		<b>294,426</b>	<b>320,411</b>	<b>326,743</b>	<b>357,083</b>	<b>(36,672)</b>



# 2024 Budget by Fund and Dept

12-21-23

Account	Account Title	Prior Year Actual	Current Year Budget	Current Year Projected	New Year Budget	Budget Change
<b>0010 - COUNTY GENERAL</b>						
<b>7020 - COUNTY FARM</b>						
4210801	FED-CREP GRANT	0	403	0	0	(403)
4611002	SALE OF LIVESTOCK	2,970	0	0	3,000	3,000
4611003	SALE OF MISCELLANEOUS	57,708	40,000	1,988	56,000	16,000
<b>Revenues - Total</b>		<b>60,678</b>	<b>40,403</b>	<b>1,988</b>	<b>59,000</b>	<b>18,597</b>
5050001	NEGOTIATE	18,695	19,264	19,137	20,804	(1,540)
5080022	SUPPLEMENTAL PAY	0	0	0	0	0
5116001	SUPPLIES-OFFICE	0	0	85	0	0
5140001	EQUIP NON CAPITAL	0	0	0	0	0
5140008	DESIGNATED NON-CAPITAL	0	0	0	0	0
5190010	SUPPLIES-FARM & LIVESTOCK	37,994	34,967	30,913	35,000	(33)
5201100	ELECTRIC	2,082	2,500	2,239	2,500	0
5201400	WATER AND SEWER	1,394	1,000	259	2,000	(1,000)
5201501	TELEPHONE	903	930	823	950	(20)
5215100	ADVERTISING EXPENSE	0	0	0	0	0
5219108	OTHER GENERAL OPERATING	1,151	1,500	1,056	1,500	0
5256002	CD-LIVESTOCK PURCHASES	0	0	0	0	0
5421000	M&R-BUILDINGS & IMPROVEME	2,640	3,000	18,955	19,000	(16,000)
5450001	M&R-OPERATING EQUIPMENT	1,775	2,500	1,447	2,500	0
5471000	M&R-DIESEL FUEL & GAS	2,340	3,500	5,121	5,200	(1,700)
5471001	M&R-OIL GREASE/PARTS WASH	0	1,000	0	500	500
5472058	M&R-02 DODGE 2500 TRUCK	89	200	133	200	0
5472065	M&R 01 FORD F550 TRUCK	0	0	0	0	0
5832000	SOCIAL SECURITY	1,458	1,474	1,232	1,591	(117)
5835000	WORKER COMP	874	1,371	340	1,442	(71)
5838000	RETIREMENT FUND	108	79	0	100	(21)
<b>Expenditures - Total</b>		<b>71,504</b>	<b>73,285</b>	<b>81,740</b>	<b>93,287</b>	<b>(20,002)</b>
<b>7020 - COUNTY FARM - Total</b>		<b>10,826</b>	<b>32,882</b>	<b>79,752</b>	<b>34,287</b>	<b>(1,405)</b>

# 2024 Budget by Fund and Dept

12-21-23

Account	Account Title	Prior Year Actual	Current Year Budget	Current Year Projected	New Year Budget	Budget Change
<b>0010 - COUNTY GENERAL</b>						
<b>7030 - COOPERATIVE EXTENSION</b>						
5040001	SALARY-STAFF	105,813	111,663	110,580	118,662	(6,999)
5070001	WAGES	0	0	0	0	0
5080003	OVERTIME	1,878	2,000	2,460	2,000	0
5080021	INSURANCE OPT-OUT	0	0	0	0	0
5080022	SUPPLEMENTAL PAY	0	0	0	0	0
5080023	YEAREND BUY BACK	374	0	1,960	0	0
5080024	TERMINATION BUY BACK	0	0	0	0	0
5116001	SUPPLIES-OFFICE	1,421	2,000	867	2,000	0
5116016	SUPPLIES-BOOKS & PERIODIC	284	300	503	300	0
5140001	EQUIP NON CAPITAL	0	0	0	0	0
5140008	DESIGNATED NON-CAPITAL	0	0	0	0	0
5201501	TELEPHONE	1,223	1,400	1,148	1,400	0
5212001	POSTAGE	846	750	807	950	(200)
5213100	PROFESSIONAL DUES	0	0	0	0	0
5213105	CONFERENCES/SEMINARS	1,093	3,900	1,023	3,000	900
5213303	MEETING EXPENSES	232	500	269	500	0
5214000	TRAVEL & TRANSPORTATION	14,500	10,520	6,301	10,520	0
5219108	OTHER GENERAL OPERATING	348	500	486	500	0
5230000	CONTRACTED SERVICES	16,246	25,750	9,998	34,877	(9,127)
5232001	CONTRMAINT-EQUIPMENT	1,174	2,732	583	1,900	832
5233021	PURSVC-DRG/ALCOHOL SCREEN	0	0	0	0	0
5255005	HS-FAMILY LIVING	272	275	319	275	0
5430006	M&R-OFFICE EQUIP	103	150	0	150	0
5831004	DENTAL / REGULAR	2,292	2,870	2,032	1,992	878
5831007	PRESCRIPTION DRUGS	5,736	5,146	4,034	0	5,146
5831009	CORESOURCE CLAIMS	38,091	74,157	40,720	54,054	20,103
5831017	CORESOURCE ADMIN FEE	7,543	7,774	7,561	29,172	(21,398)
5832000	SOCIAL SECURITY	7,751	8,408	6,870	9,078	(670)
5834000	LIFE INSURANCE	83	83	73	83	0
5835000	WORKER COMP	114	168	100	427	(259)
5838000	RETIREMENT FUND	7,241	5,329	0	0	5,329
5840001	INSURANCE EXPENSE	409	785	74	785	0
5870206	REIMBEXP-EE PAYROLL DEDUC	8,456	8,684	0	8,350	(334)
<b>Expenditures - Total</b>		<b>206,611</b>	<b>258,476</b>	<b>198,770</b>	<b>264,275</b>	<b>(5,799)</b>
<b>7030 - COOPERATIVE EXTENSION - Total</b>		<b>206,611</b>	<b>258,476</b>	<b>198,770</b>	<b>264,275</b>	<b>(5,799)</b>

# 2024 Budget by Fund and Dept

12-21-23

Account	Account Title	Prior Year Actual	Current Year Budget	Current Year Projected	New Year Budget	Budget Change
<b>0010 - COUNTY GENERAL</b>						
<b>7040 - CONSERVATION DISTRICT</b>						
4210803	FED-NRCS CFDA 10.923	0	0	0	0	0
4220805	STATE-DEP FOR EWP	0	0	90,782	0	0
<b>Revenues - Total</b>		<b>0</b>	<b>0</b>	<b>90,782</b>	<b>0</b>	<b>0</b>
5020001	SALARY DIRECTOR/DEPT HEAD	51,324	54,161	57,026	63,167	(9,006)
5040001	SALARY-STAFF	271,787	282,193	282,809	303,284	(21,091)
5070001	WAGES	15,324	57,597	35,972	72,170	(14,573)
5080003	OVERTIME	0	0	0	0	0
5080004	HOLIDAY OVERTIME	0	0	0	0	0
5080021	INSURANCE OPT-OUT	981	1,000	2,404	3,000	(2,000)
5080022	SUPPLEMENTAL PAY	0	0	0	0	0
5080023	YEAREND BUY BACK	428	0	1,971	0	0
5080024	TERMINATION BUY BACK	0	0	3,393	0	0
5116001	SUPLIES-OFFICE	480	800	891	700	100
5201501	TELEPHONE	960	1,000	924	1,000	0
5212001	POSTAGE	1,122	1,000	1,040	1,000	0
5213100	PROFESSIONAL DUES	2,385	2,515	3,345	2,800	(285)
5213105	CONFERENCES/SEMINARS	23	0	0	500	(500)
5213303	MEETING EXPENSES	856	800	131	1,800	(1,000)
5214000	TRAVEL & TRANSPORTATION	625	700	566	800	(100)
5215100	ADVERTISING EXPENSE	342	250	0	250	0
5216501	RENTAL-LEASED VEHICLES	435	0	658	0	0
5219111	OTHGEN-INTERNS STIPENDS	0	0	0	0	0
5219115	OTHGEN- ENVIRONTHON	0	400	0	400	0
5219116	OTHGEN-AWARDS/BANQUET	0	0	0	0	0
5231201	PROFSVC-ACCTG/AUDITING	6,900	7,200	7,558	7,400	(200)
5232001	CONTRMAINT-EQUIPMENT	844	1,607	235	1,600	7
5233021	PURSVC-DRG/ALCOHOL SCREEN	0	40	0	40	0
5256004	COUNTY USE-2014 EXPLORER	5,091	2,250	2,311	2,250	0
5256008	EMER WATERSHED PROTECTION	0	0	355,417	0	0
5471000	M&R-DIESEL FUEL & GAS	4,358	3,000	3,488	3,000	0
5472001	M&R-VEHICLE REPAIR	467	450	392	500	(50)
5831004	DENTAL / REGULAR	3,661	3,832	3,093	4,649	(817)
5831007	PRESCRIPTION DRUGS	10,235	11,309	7,299	0	11,309
5831009	CORESOURCE CLAIMS	215,112	158,584	78,644	72,072	86,512
5831017	CORESOURCE ADMIN FEE	15,218	17,083	14,568	44,741	(27,658)
5832000	SOCIAL SECURITY	25,953	25,988	25,144	33,784	(7,796)
5834000	LIFE INSURANCE	196	193	1,621	193	0
5835000	WORKER COMP	736	1,087	1,945	2,899	(1,812)
5838000	RETIREMENT FUND	23,042	16,957	0	0	16,957
5870100	REIMBEXP-CAP FRINGE BENEF	144,610	160,000	0	190,000	30,000
5870102	REIMBEXP-SALARIES	256,551	300,000	0	310,000	10,000
5870103	REIMBEXP-OPERATING EXPENS	136	20,000	0	20,000	0
5870206	REIMBEXP-EE PAYROLL DEDUC	15,846	16,877	0	15,200	(1,677)

# 2024 Budget by Fund and Dept

12-21-23

Account	Account Title	Prior Year Actual	Current Year Budget	Current Year Projected	New Year Budget	Budget Change
<b>Expenditures - Total</b>		<b>241,742</b>	<b>155,119</b>	<b>892,843</b>	<b>88,799</b>	<b>66,320</b>
<b>7040 - CONSERVATION DISTRICT - Total</b>		<b>241,742</b>	<b>155,119</b>	<b>802,060</b>	<b>88,799</b>	<b>66,320</b>

# 2024 Budget by Fund and Dept

12-21-23

Account	Account Title	Prior Year Actual	Current Year Budget	Current Year Projected	New Year Budget	Budget Change
<b>0010 - COUNTY GENERAL</b>						
<b>9010 - EMPLOYEE FRINGE</b>						
4710023	MISC- TUITION REFUNDS	0	0	0	0	0
4710028	MISC-INC-AWARDS BANQUET	0	0	0	0	0
4710029	MISC-INC-CNTY PICNIC	0	0	0	0	0
4712002	REFUND PRIOR YEARS EXPENS	0	0	0	0	0
4713016	WELLNESS INCENTIVES/BENEC	0	0	0	0	0
<b>Revenues - Total</b>		<b>0</b>	<b>0</b>	<b>0</b>	<b>0</b>	<b>0</b>
5080090	PERFORMANCE AWARDS	0	0	0	0	0
5213501	TUITION PAYMENTS	15,848	4,500	0	0	4,500
5219116	OTHGEN-AWARDS/BANQUET	1,665	2,500	1,011	1,011	1,489
5219117	OTHGEN-LUNCHEONS/PICNIC	0	10,000	0	0	10,000
5831000	REG BC/BS HOSPITALIZATION	0	0	0	0	0
5831001	ALL UNION BC/BS HOSPITAL	0	0	0	0	0
5831002	REG HMO HOSPITALIZATION	0	0	0	0	0
5831003	ALL UNION HMO HOSPITAL	0	0	0	0	0
5831004	DENTAL / REGULAR	2,693	0	328,300	0	0
5831006	RETIRES HOSP PRE 65	0	0	0	0	0
5831007	PRESCRIPTION DRUGS	718,221	283,009	658,581	658,581	(375,572)
5831008	RETIRES HOSP 65 SPECIAL	0	0	0	0	0
5831009	CORESOURCE CLAIMS	3,487,449	2,122,200	137,277	0	2,122,200
5831010	HRA DEDUCTIBLE	0	0	0	0	0
5831011	PCHIPC-ADMIN	0	0	0	0	0
5831012	HRA PRISON UNION	0	0	0	0	0
5831013	TRANSITIONAL REINS FEE	0	0	0	0	0
5831014	PPO	0	0	0	0	0
5831015	WELLNESS INCENTIVES	27,942	28,000	32,530	32,530	(4,530)
5831016	CORESOURCE FLEX/HRA	74,941	150,000	0	0	150,000
5831017	CORESOURCE ADMIN FEE	571,267	500,000	1,584,239	0	500,000
5831018	CNTY HEALTH CLINIC	916,479	1,480,804	2,328,223	2,328,223	(847,419)
5831030	PCOR FEES	0	0	3,096	0	0
5832000	SOCIAL SECURITY	184,165	0	556,157	0	0
5833000	UNEMPLOYMENT EXPENSE	23,512	100,000	0	0	100,000
5834000	LIFE INSURANCE	0	0	15,005	0	0
5835000	WORKER COMP	85,260	2,133	580,755	0	2,133
5838000	RETIREMENT FUND	2,154	0	90,554	90,554	(90,554)
5870100	REIMBEXP-CAP FRINGE BENEF	0	0	0	0	0
5870200	REIMBEXP-BCBS/HMO	0	0	0	0	0
5870202	REIMBEXP-RETIRES HOSPITA	7,157	20,000	0	0	(20,000)
5870206	REIMBEXP-EE PAYROLL DEDUC	251,538	0	0	0	0
5870207	REIMBEXP-NONRAINBW PR DED	200	0	0	0	0
5870208	REIMBEXP-PRESCRIPTN DRUGS	0	0	0	0	0
5870209	REIMBEXP-DENTAL	0	0	0	0	0
5870210	REIMBEXP-VISION	0	100	0	0	(100)
<b>Expenditures - Total</b>		<b>5,682,181</b>	<b>4,663,046</b>	<b>6,315,729</b>	<b>3,110,898</b>	<b>1,552,148</b>

# 2024 Budget by Fund and Dept

12-21-23

Account	Account Title	Prior Year Actual	Current Year Budget	Current Year Projected	New Year Budget	Budget Change
<b>9010 - EMPLOYEE FRINGE - Total</b>		<b>5,682,181</b>	<b>4,663,046</b>	<b>6,315,729</b>	<b>3,110,898</b>	<b>1,552,148</b>

# 2024 Budget by Fund and Dept

12-21-23

Account	Account Title	Prior Year Actual	Current Year Budget	Current Year Projected	New Year Budget	Budget Change
<b>0010 - COUNTY GENERAL</b>						
<b>9020 - INSURANCE</b>						
5841002	INSURAN-GENERAL LIABILITY	554,929	320,000	514,937	550,000	(230,000)
<b>Expenditures - Total</b>		<b>554,929</b>	<b>320,000</b>	<b>514,937</b>	<b>550,000</b>	<b>(230,000)</b>
<b>9020 - INSURANCE - Total</b>		<b>554,929</b>	<b>320,000</b>	<b>514,937</b>	<b>550,000</b>	<b>(230,000)</b>

# 2024 Budget by Fund and Dept

12-21-23

Account	Account Title	Prior Year Actual	Current Year Budget	Current Year Projected	New Year Budget	Budget Change
<b>0010 - COUNTY GENERAL</b>						
<b>9030 - NON GOV REV &amp; EXP</b>						
4210107	FED-DEPT OF JUSTICE	0	0	0	0	0
4610000	SALE OF COUNTY MATERIALS	29,785	15,000	49,775	0	(15,000)
4710000	MISCELLANEOUS INCOME	2,811	5,000	3,394	0	(5,000)
4710004	MISC INC-PRIOR YEAR VOID	0	0	0	0	0
4710021	MISC-INC JURY FEES	0	300	0	0	(300)
4710042	MUNCY GREENE LP MTG FEE	0	0	0	0	0
4710046	LOBAR SETTLEMENT RMS	0	0	2,335,000	0	0
4715016	RENT RECREATION AUTH (WD)	0	0	0	0	0
4715019	RENT-LAMAR BILLBOARD	7,400	6,750	1,197	0	(6,750)
4720010	MISC- GAS ROYALTY	353,230	275,000	216,929	0	(275,000)
4901004	PROCEEDS FROM LOANS	8,906,000	0	2,500,000	7,000,000	7,000,000
4901005	PROCEEDS FROM 2019 BOND	0	0	0	0	0
4901006	PROCEEDS 2015 BOND	0	0	0	0	0
4901012	PROCEEDS PIB LOAN	4,202,231	0	0	0	0
4901014	EMC/ARRAYA IS HDWE LEASE	0	0	0	0	0
4901015	PROCEEDS 2014 BOND	0	0	0	0	0
4901026	PROCEEDS LOC	0	0	0	0	0
4901027	PROCEEDS 2018 BOND ISSUE	0	0	0	0	0
4901028	PREMIUM ON BONDS	0	0	0	0	0
4910003	INTERFUND TRANSFER-RMS	2,080,946	2,030,000	1,241,947	0	(2,030,000)
<b>Revenues - Total</b>		<b>15,582,403</b>	<b>2,332,050</b>	<b>6,348,242</b>	<b>7,000,000</b>	<b>4,667,950</b>
5199001	INVENTORY ADJ. ACCOUNT	258	500	0	500	0
5215100	ADVERTISING EXPENSE	0	0	0	0	0
5219108	OTHER GENERAL OPERATING	28,360	30,000	17,026	30,000	0
5251016	GG-BLACKFLY SPRAYING PROG	0	47,000	0	0	47,000
5705007	EMC/ARRAYA IS HDWE LEASE	0	316,209	316,209	293,605	22,604
5705008	PRIN-LCRA MOWERS LEASE	5,543	0	0	0	0
5791001	2018 BOND ISSUANCE COST	0	0	0	0	0
5791002	2019 BOND ISSUANCE COST	0	0	0	0	0
5791013	2015 BOND ISSUANCE COST	0	0	0	0	0
5791017	2022 NOTE ISSUANCE COST	124,821	0	0	0	0
5810002	REFUND-CURRENT YEAR TAXES	8,342	15,000	14,807	15,000	0
5810003	REFUND-PRIOR YEAR TAXES	2,124	15,000	15,038	15,000	0
5870101	REIMBEXP-CAP INDIRECTCOST	972,609	800,000	0	0	(800,000)
5901001	PAYMENTS TO ESCROW AGENT	8,773,068	0	0	0	0
5901002	2018 BOND DISCOUNT	0	0	0	0	0
5901010	2015 BOND DISCOUNT	0	0	0	0	0
5910002	SUBSIDY-FARM EASEMENTS	0	50,000	50,000	50,000	0
5910005	SUBSIDY-JUVENILE PROBATN	0	2,116,481	2,116,481	2,116,481	0
5910007	SUBSIDY-2011 BOND LCRA	0	0	0	0	0
5910008	SUBSIDY-2015 BOND ISSUE	465,461	621,930	621,930	621,980	(50)
5910009	SUBSIDY-2022 BOND ISSUE	128,116	720,286	720,286	714,101	6,185
5910010	SUBSIDY-HUNTINGTON BANK	0	0	0	0	0



## 2024 Budget by Fund and Dept

12-21-23

Account	Account Title	Prior Year Actual	Current Year Budget	Current Year Projected	New Year Budget	Budget Change
5910011	SUBSIDY-PIB LOAN	0	0	0	0	0
5910012	SUBSIDY-2012 BOND ISSUE	0	0	0	0	0
5910015	SUBSIDY LINE OF CREDIT	0	0	0	0	0
5910019	SUBSIBY 2010 RZED BONDS	0	0	0	0	0
5910021	SUBSIDY WATS PROGRAM	5,512	7,250	774	0	7,250
5910022	SUBSIDY BROWNSFIELD	0	0	0	0	0
5910023	SUBS - 2018 BOND ISSUE	648,639	776,679	776,679	780,279	(3,600)
5910024	SUBSIDY 2019 BOND ISSUE	343,127	730,271	730,271	729,799	472
5910037	SUBS - 2014 BONDS	0	0	0	0	0
5910042	PENDING	0	0	0	0	0
5910056	SUBSIDY LYCO # 6	0	0	0	0	0
5910066	SUBSIDY-CNTY PREDISASTER	0	0	0	0	0
5910094	SUBS-FEMA RISK MAPPING	0	0	0	0	0
5910096	SUBS-LOYALSK CRK CONS PLN	0	0	0	0	0
5910097	SUBS-2020 BOND ISSUE	155,279	289,986	289,986	292,773	(2,787)
<b>Expenditures - Total</b>		<b>9,716,043</b>	<b>4,936,592</b>	<b>5,669,488</b>	<b>5,659,518</b>	<b>(722,926)</b>
<b>9030 - NON GOV REV &amp; EXP - Total</b>		<b>(5,866,360)</b>	<b>2,604,542</b>	<b>(678,754)</b>	<b>(1,340,482)</b>	<b>3,945,024</b>

# 2024 Budget by Fund and Dept

12-21-23

Account	Account Title	Prior Year Actual	Current Year Budget	Current Year Projected	New Year Budget	Budget Change
<b>0010 - COUNTY GENERAL</b>						
<b>9050 - OUTSIDE AGENCIES</b>						
5821001	OA-LYCOMING CNTY AIRPORT	0	56,000	56,000	56,000	0
5821002	OA - MH / ID	303,189	422,000	422,000	601,250	(179,250)
5821003	OA-LC LIBRARY SYSTEM	1,281,912	1,346,007	1,346,007	1,386,387	(40,380)
5821004	VISITORS BUREAU	1,631,683	1,400,000	1,400,000	1,400,000	0
5821005	LAW ENFORCEMENT ASSN	0	25,000	25,000	25,000	0
5821007	OA-LYC HISTORICAL SOCIETY	20,000	20,000	20,000	20,000	0
5821008	OA- READY ROSIE	0	16,684	16,684	16,684	0
5821009	SEDA	39,966	29,028	34,256	29,028	0
5821010	RIVER VALLEY TRANSPORTATN	100,000	100,000	100,000	100,000	0
5821011	LYC. CNTY. FIRE POLICE	0	0	0	0	0
5821012	CAMP CADET	3,000	3,000	3,000	3,000	0
5821015	LYC COUNTY SENIOR CITIZEN	10,000	10,000	10,000	10,000	0
5821019	OA-AMERICAN RESCUE WORKER	20,000	20,000	20,000	20,000	0
5821021	OA - FIRETREE	60,000	0	60,000	60,000	(60,000)
5821023	INDUSTRIAL DEV. AUTHORITY	6,000	3,000	0	3,000	0
5821024	OA-FIRST RESPONDERS INTIA	1,138	25,000	25,000	25,000	0
5821026	THE NEW LOVE CENTER	25,000	0	0	0	0
5821028	LYC AIRPORT ATC SERVICES	0	107,000	107,000	107,000	0
5821036	RECREATION AUTHORITY (WD)	0	0	0	0	0
5821038	CAPPA	0	0	0	0	0
5821042	COMMUNITY ART CENTER	10,000	20,000	10,000	10,000	10,000
5821043	WEST BRANCH FIREMEN ASSN	15,000	0	45,000	0	0
5821046	UPMC SANE	0	0	0	0	0
5821487	MUPSTI	0	0	0	20,000	(20,000)
5821488	REIMB- OA MUPSTI	0	0	0	0	0
5870920	REIMBEXP-CAP-ACT 13	0	86,684	0	81,684	(5,000)
<b>Expenditures - Total</b>		<b>3,526,887</b>	<b>3,516,035</b>	<b>3,699,947</b>	<b>3,810,665</b>	<b>(294,630)</b>
<b>9050 - OUTSIDE AGENCIES - Total</b>		<b>3,526,887</b>	<b>3,516,035</b>	<b>3,699,947</b>	<b>3,810,665</b>	<b>(294,630)</b>
<b>0010 - COUNTY GENERAL - Total</b>		<b>6,886,119</b>	<b>26,815,405</b>	<b>42,078,757</b>	<b>22,664,645</b>	<b>4,150,760</b>

# 2024 Budget by Fund and Dept

12-21-23

Account	Account Title	Prior Year Actual	Current Year Budget	Current Year Projected	New Year Budget	Budget Change
<b>0015 - OPIOID SETTLEMENT</b>						
<b>1010 - COMMISSIONERS</b>						
4710045	OPIOID SETTLEMENT PAYMENT	563,977	0	0	331,375	331,375
<b>Revenues - Total</b>		<b>563,977</b>	<b>0</b>	<b>0</b>	<b>331,375</b>	<b>331,375</b>
<b>1010 - COMMISSIONERS - Total</b>		<b>(563,977)</b>	<b>0</b>	<b>0</b>	<b>(331,375)</b>	<b>331,375</b>
<b>0015 - OPIOID SETTLEMENT - Total</b>		<b>(563,977)</b>	<b>0</b>	<b>0</b>	<b>(331,375)</b>	<b>331,375</b>

# 2024 Budget by Fund and Dept

12-21-23

Account	Account Title	Prior Year Actual	Current Year Budget	Current Year Projected	New Year Budget	Budget Change
<b>0050 - JUVENILE PROBATION</b>						
<b>3050 - JUVENILE PROBATION</b>						
4210212	FED-DOJ BULLET PROOF VEST	0	0	0	0	0
4210422	FED-TITLE 4E ADMIN.	44,763	68,000	0	68,000	0
4220107	STATE JUVENILE PROB GOV G	0	0	0	0	0
4220202	STATE JUVENILE JCJC TRAIN	6,344	6,300	6,300	6,368	68
4220215	STATE JP IMPROVEMENT GRAN	242,417	242,417	242,417	242,417	0
4220230	STATE JCJC DRUG TEST REIM	0	0	0	0	0
4220235	STATE-EVIDENCE BASED PRAC	59,322	65,000	42,000	65,000	0
4710000	MISCELLANEOUS INCOME	0	0	0	0	0
4710040	MISC-FOUNDATN MINI-GRANT	0	0	0	0	0
4713005	LLWS	8,832	0	10,000	10,000	10,000
4910001	SUBSIDY COUNTY GENERAL	0	2,116,481	0	2,116,481	0
<b>Revenues - Total</b>		<b>361,677</b>	<b>2,498,198</b>	<b>300,717</b>	<b>2,508,266</b>	<b>10,068</b>
5020001	SALARY DIRECTOR/DEPT HEAD	70,238	74,549	69,056	75,479	(930)
5030001	SALARY-PROFESSIONAL STAFF	640,251	785,000	702,034	693,274	91,726
5040001	SALARY-STAFF	89,673	108,820	108,668	117,819	(8,999)
5040026	SALARY - LLWS	0	0	0	0	0
5070001	WAGES	0	0	0	0	0
5080003	OVERTIME	26,818	15,500	17,427	18,000	(2,500)
5080004	HOLIDAY OVERTIME	0	0	503	0	0
5080005	ON-CALL	0	0	0	0	0
5080013	ON-CALL ADA'S	0	0	0	0	0
5080020	SHIFT DIFFERENTIAL	247	200	640	0	200
5080021	INSURANCE OPT-OUT	1,961	2,000	3,581	4,000	(2,000)
5080022	SUPPLEMENTAL PAY	0	0	0	0	0
5080023	YEAREND BUY BACK	3,365	0	5,558	0	0
5080024	TERMINATION BUY BACK	6,591	0	0	0	0
5080029	CELL PHONE ALLOWANCE	1,264	1,320	639	660	660
5080030	CERTIFICATION ALLOWANCE	250	2,000	1,750	2,000	0
5087005	ON-CALL CBU	18,200	18,200	18,200	18,200	0
5114001	SUPPLIES-DRUG DETECTION	5,406	2,996	4,000	5,996	(3,000)
5116001	SUPPLIES-OFFICE	2,539	2,800	2,800	2,800	0
5117005	CLOTHING/EQUIP ALLOWANCE	1,115	1,200	1,200	5,500	(4,300)
5140001	EQUIP NON CAPITAL	1,628	4,639	5,000	5,000	(361)
5140008	DESIGNATED NON-CAPITAL	80,957	10,121	10,121	20,950	(10,829)
5201501	TELEPHONE	351	500	353	500	0
5201508	CELLULAR TELEPHONES	6,002	6,000	6,964	6,500	(500)
5201512	PAGING SERVICE	210	240	240	240	0
5201515	CBU-CELLULAR TELEPHONES	0	0	0	0	0
5212001	POSTAGE	982	850	745	850	0
5213302	STAFF TRAINING & DEVELOP	8,043	8,000	8,700	10,000	(2,000)
5214000	TRAVEL & TRANSPORTATION	3,946	4,443	3,200	3,000	1,443
5214100	TRAVEL-ROUTINE	9,111	9,500	6,580	10,000	(500)
5214106	TRAVEL - EZ PASS	36	200	50	200	0

## 2024 Budget by Fund and Dept

12-21-23

Account	Account Title	Prior Year Actual	Current Year Budget	Current Year Projected	New Year Budget	Budget Change
5216500	RENTAL-VEHICLES	0	0	0	1,000	(1,000)
5216501	RENTAL-LEASED VEHICLES	0	9,360	0	20,005	(10,645)
5219108	OTHER GENERAL OPERATING	300	300	300	300	0
5219111	OTHGEN-INTERNS STIPENDS	75	2,400	1,950	2,400	0
5231211	PROFSVC-CONSULTING SVCS	40,000	40,000	40,000	40,000	0
5232001	CONTRMAINT-EQUIPMENT	532	764	400	764	0
5232005	CONTRMAINT-GPS UNITS	357	828	682	682	146
5233021	PURSV-DRG/ALCOHOL SCREEN	148	80	0	80	0
5233033	CONTRACTED SERVICE FEES	1,600	0	1,600	1,600	(1,600)
5233042	VIDEO SURVEILLANCE	0	0	0	0	0
5253400	PS - COVID-19	0	0	0	0	0
5471000	M&R-DIESEL FUEL & GAS	9,548	10,500	5,835	10,500	0
5472007	M&R-JPO VEHICLE	6,144	2,000	1,724	3,000	(1,000)
5831004	DENTAL / REGULAR	8,914	9,909	0	10,626	(717)
5831007	PRESCRIPTION DRUGS	21,685	20,615	0	0	20,615
5831009	CORESOURCE CLAIMS	203,282	243,222	0	216,216	27,006
5831017	CORESOURCE ADMIN FEE	29,858	29,605	0	94,836	(65,231)
5832000	SOCIAL SECURITY	64,437	71,482	0	68,129	3,353
5834000	LIFE INSURANCE	409	414	0	442	(28)
5835000	WORKER COMP	28,715	42,404	0	39,938	2,466
5838000	RETIREMENT FUND	63,151	46,473	0	0	46,473
5853008	FOUNDATION MINI-GRANT	0	0	0	0	0
5870206	REIMBEXP-EE PAYROLL DEDUC	33,139	27,631	0	24,975	(2,656)
5870920	REIMBEXP-CAP-ACT 13	0	0	0	0	0
5891000	MISCEXP-CAP FRINGE BENEFI	0	0	0	0	0
5891001	MISCEXP-CAP INDIRECT COST	144,369	0	0	0	0
<b>Expenditures - Total</b>		<b>1,569,571</b>	<b>1,561,803</b>	<b>1,030,499</b>	<b>1,486,511</b>	<b>75,292</b>
<b>3050 - JUVENILE PROBATION - Total</b>		<b>1,207,894</b>	<b>(936,395)</b>	<b>729,782</b>	<b>(1,021,755)</b>	<b>85,360</b>

# 2024 Budget by Fund and Dept

12-21-23

Account	Account Title	Prior Year Actual	Current Year Budget	Current Year Projected	New Year Budget	Budget Change
<b>0050 - JUVENILE PROBATION</b>						
<b>3051 - JP PROTECTIVE GENERAL</b>						
4220610	STATE CHILD WELFARE T-148	56,229	165,920	40,000	165,920	0
<b>Revenues - Total</b>		<b>56,229</b>	<b>165,920</b>	<b>40,000</b>	<b>165,920</b>	<b>0</b>
5233004	PURSVC-AGENCY	251,597	398,500	256,676	375,000	23,500
<b>Expenditures - Total</b>		<b>251,597</b>	<b>398,500</b>	<b>256,676</b>	<b>375,000</b>	<b>23,500</b>
<b>3051 - JP PROTECTIVE GENERAL - Total</b>		<b>195,367</b>	<b>232,580</b>	<b>216,676</b>	<b>209,080</b>	<b>23,500</b>

# 2024 Budget by Fund and Dept

12-21-23

Account	Account Title	Prior Year Actual	Current Year Budget	Current Year Projected	New Year Budget	Budget Change
<b>0050 - JUVENILE PROBATION</b>						
<b>3052 - JP DAY TREATMENT</b>						
4210405	FED-TANF GRANT	133,428	266,847	0	0	(266,847)
4220610	STATE CHILD WELFARE T-148	17,757	22,966	3,000	15,000	(7,966)
<b>Revenues - Total</b>		<b>151,185</b>	<b>289,813</b>	<b>3,000</b>	<b>15,000</b>	<b>(274,813)</b>
5233004	PUR SVC-AGENCY	33,442	154,640	42,000	150,000	4,640
5233029	PUR SVC-ELECTRONIC MONITRG	32,062	27,000	42,000	27,000	0
<b>Expenditures - Total</b>		<b>65,504</b>	<b>181,640</b>	<b>84,000</b>	<b>177,000</b>	<b>4,640</b>
<b>3052 - JP DAY TREATMENT - Total</b>		<b>(85,681)</b>	<b>(108,173)</b>	<b>81,000</b>	<b>162,000</b>	<b>(270,173)</b>

# 2024 Budget by Fund and Dept

12-21-23

Account	Account Title	Prior Year Actual	Current Year Budget	Current Year Projected	New Year Budget	Budget Change
<b>0050 - JUVENILE PROBATION</b>						
<b>3053 - JP EMERGENCY CARE</b>						
4210408	FED-TITLE 4E GRANT	988	5,000	56	3,000	(2,000)
4220610	STATE CHILD WELFARE T-148	7,720	163,070	5,000	13,000	(150,070)
<b>Revenues - Total</b>		<b>8,709</b>	<b>168,070</b>	<b>5,056</b>	<b>16,000</b>	<b>(152,070)</b>
5233004	PUR SVC-AGENCY	24,670	35,500	8,000	35,500	0
<b>Expenditures - Total</b>		<b>24,670</b>	<b>35,500</b>	<b>8,000</b>	<b>35,500</b>	<b>0</b>
<b>3053 - JP EMERGENCY CARE - Total</b>		<b>15,962</b>	<b>(132,570)</b>	<b>2,944</b>	<b>19,500</b>	<b>(152,070)</b>



# 2024 Budget by Fund and Dept

12-21-23

Account	Account Title	Prior Year Actual	Current Year Budget	Current Year Projected	New Year Budget	Budget Change
<b>0050 - JUVENILE PROBATION</b>						
<b>3054 - JP GCCF</b>						
4210407	FED-TITLE 4B GRANT	12,528	12,528	12,528	12,528	0
4210408	FED-TITLE 4E GRANT	44,326	50,000	0	50,000	0
4220610	STATE CHILD WELFARE T-148	325,602	475,000	210,000	475,000	0
4220623	STATE TITLE IV-B FUNDS	3,340	0	3,500	3,340	3,340
4313018	FEES-SUPPLEMENTAL SS	7,207	9,000	10,000	9,000	0
4313032	FEES-SOCIAL SECURITY	12,772	11,000	3,000	11,000	0
4313045	FEES-PARENTAL PAYMENTS	17,630	12,000	15,000	12,000	0
<b>Revenues - Total</b>		<b>423,405</b>	<b>569,528</b>	<b>254,028</b>	<b>572,868</b>	<b>3,340</b>
5117003	CLOTHING & UNIFORMS	0	150	0	150	0
5220218	OTHGEN-BIRTH CERTIFICATES	0	70	0	70	0
5233004	PURSVC-AGENCY	1,112,788	939,000	1,090,515	975,000	(36,000)
<b>Expenditures - Total</b>		<b>1,112,788</b>	<b>939,220</b>	<b>1,090,515</b>	<b>975,220</b>	<b>(36,000)</b>
<b>3054 - JP GCCF - Total</b>		<b>689,383</b>	<b>369,692</b>	<b>836,487</b>	<b>402,352</b>	<b>(32,660)</b>

# 2024 Budget by Fund and Dept

12-21-23

Account	Account Title	Prior Year Actual	Current Year Budget	Current Year Projected	New Year Budget	Budget Change
<b>0050 - JUVENILE PROBATION</b>						
<b>3055 - JP FOSTER CARE</b>						
4210408	FED-TITLE 4E GRANT	4,954	15,000	809	10,000	(5,000)
4220610	STATE CHILD WELFARE T-148	26,056	44,000	20,000	44,000	0
4313018	FEES-SUPPLEMENTAL SS	0	0	0	0	0
4313032	FEES-SOCIAL SECURITY	0	0	0	0	0
4313045	FEES-PARENTAL PAYMENTS	0	0	0	0	0
<b>Revenues - Total</b>		<b>31,010</b>	<b>59,000</b>	<b>20,809</b>	<b>54,000</b>	<b>(5,000)</b>
5117003	CLOTHING & UNIFORMS	0	750	0	750	0
5233004	PUR SVC-AGENCY	0	5,000	0	5,000	0
<b>Expenditures - Total</b>		<b>0</b>	<b>5,750</b>	<b>0</b>	<b>5,750</b>	<b>0</b>
<b>3055 - JP FOSTER CARE - Total</b>		<b>(31,010)</b>	<b>(53,250)</b>	<b>(20,809)</b>	<b>(48,250)</b>	<b>(5,000)</b>

# 2024 Budget by Fund and Dept

12-21-23

Account	Account Title	Prior Year Actual	Current Year Budget	Current Year Projected	New Year Budget	Budget Change
<b>0050 - JUVENILE PROBATION</b>						
<b>3056 - JP DETENTION</b>						
4220610	STATE CHILD WELFARE T-148	76,109	35,000	48,000	60,000	25,000
4313032	FEES-SOCIAL SECURITY	0	0	0	0	0
4313045	FEES-PARENTAL PAYMENTS	0	0	0	0	0
<b>Revenues - Total</b>		<b>76,109</b>	<b>35,000</b>	<b>48,000</b>	<b>60,000</b>	<b>25,000</b>
5233004	PURSVC-AGENCY	98,615	125,000	70,000	125,000	0
<b>Expenditures - Total</b>		<b>98,615</b>	<b>125,000</b>	<b>70,000</b>	<b>125,000</b>	<b>0</b>
<b>3056 - JP DETENTION - Total</b>		<b>22,506</b>	<b>90,000</b>	<b>22,000</b>	<b>65,000</b>	<b>25,000</b>

# 2024 Budget by Fund and Dept

12-21-23

Account	Account Title	Prior Year Actual	Current Year Budget	Current Year Projected	New Year Budget	Budget Change
<b>0050 - JUVENILE PROBATION</b>						
<b>3057 - JP GROUP HOMES</b>						
4210408	FED-TITLE 4E GRANT	4,954	5,000	364	5,000	0
4220610	STATE CHILD WELFARE T-148	21,295	19,769	15,000	20,000	231
4313032	FEES-SOCIAL SECURITY	0	0	0	0	0
4313045	FEES-PARENTAL PAYMENTS	0	0	0	0	0
<b>Revenues - Total</b>		<b>26,249</b>	<b>24,769</b>	<b>15,364</b>	<b>25,000</b>	<b>231</b>
5233004	PURSV-C-AGENCY	0	15,000	5,000	15,000	0
<b>Expenditures - Total</b>		<b>0</b>	<b>15,000</b>	<b>5,000</b>	<b>15,000</b>	<b>0</b>
<b>3057 - JP GROUP HOMES - Total</b>		<b>(26,249)</b>	<b>(9,769)</b>	<b>(10,364)</b>	<b>(10,000)</b>	<b>231</b>

# 2024 Budget by Fund and Dept

12-21-23

Account	Account Title	Prior Year Actual	Current Year Budget	Current Year Projected	New Year Budget	Budget Change
<b>0050 - JUVENILE PROBATION</b>						
<b>3058 - JP SIL</b>						
4220610	STATE CHILD WELFARE T-148	6,241	10,000	4,000	10,000	0
4313045	FEES-PARENTAL PAYMENTS	0	0	0	0	0
<b>Revenues - Total</b>		<b>6,241</b>	<b>10,000</b>	<b>4,000</b>	<b>10,000</b>	<b>0</b>
5233004	PUR SVC-AGENCY	3,477	40,000	40,000	40,000	0
<b>Expenditures - Total</b>		<b>3,477</b>	<b>40,000</b>	<b>40,000</b>	<b>40,000</b>	<b>0</b>
<b>3058 - JP SIL - Total</b>		<b>(2,764)</b>	<b>30,000</b>	<b>36,000</b>	<b>30,000</b>	<b>0</b>

# 2024 Budget by Fund and Dept

12-21-23

Account	Account Title	Prior Year Actual	Current Year Budget	Current Year Projected	New Year Budget	Budget Change
<b>0050 - JUVENILE PROBATION</b>						
<b>3059 - JP ALTERNATIVE TREATMENT</b>						
4210408	FED-TITLE 4E GRANT	8,128	5,000	1,012	5,000	0
4220610	STATE CHILD WELFARE T-148	71,026	51,200	48,000	55,000	3,800
4313018	FEES-SUPPLEMENTAL SS	0	3,000	0	1,000	(2,000)
4313032	FEES-SOCIAL SECURITY	0	2,500	0	1,000	(1,500)
4313045	FEES-PARENTAL PAYMENTS	0	3,000	0	1,000	(2,000)
<b>Revenues - Total</b>		<b>79,154</b>	<b>64,700</b>	<b>49,012</b>	<b>63,000</b>	<b>(1,700)</b>
5233004	PURSVC-AGENCY	32,585	118,000	38,600	118,000	0
<b>Expenditures - Total</b>		<b>32,585</b>	<b>118,000</b>	<b>38,600</b>	<b>118,000</b>	<b>0</b>
<b>3059 - JP ALTERNATIVE TREATMENT - Total</b>		<b>(46,569)</b>	<b>53,300</b>	<b>(10,412)</b>	<b>55,000</b>	<b>(1,700)</b>

# 2024 Budget by Fund and Dept

12-21-23

Account	Account Title	Prior Year Actual	Current Year Budget	Current Year Projected	New Year Budget	Budget Change
<b>0050 - JUVENILE PROBATION</b>						
<b>3060 - JP SECURE RESIDENTIAL</b>						
4220622	STATE T148 YDC/YFC	0	0	0	0	0
4313018	FEES-SUPPLEMENTAL SS	0	10,000	0	0	(10,000)
4313032	FEES-SOCIAL SECURITY	0	1,000	9,000	5,000	4,000
4313045	FEES-PARENTAL PAYMENTS	4,961	5,000	6,000	5,000	0
<b>Revenues - Total</b>		<b>4,961</b>	<b>16,000</b>	<b>15,000</b>	<b>10,000</b>	<b>(6,000)</b>
5233004	PURSVC-AGENCY	310,437	400,000	390,000	400,000	0
5233011	PURSVC-T148 YDC YFC EXPS	0	0	0	0	0
<b>Expenditures - Total</b>		<b>310,437</b>	<b>400,000</b>	<b>390,000</b>	<b>400,000</b>	<b>0</b>
<b>3060 - JP SECURE RESIDENTIAL - Total</b>		<b>305,476</b>	<b>384,000</b>	<b>375,000</b>	<b>390,000</b>	<b>(6,000)</b>

# 2024 Budget by Fund and Dept

12-21-23

Account	Account Title	Prior Year Actual	Current Year Budget	Current Year Projected	New Year Budget	Budget Change
<b>0050 - JUVENILE PROBATION</b>						
<b>3061 - JP JUV. ACT PROCEEDINGS</b>						
4220610	STATE CHILD WELFARE T-148	35,320	35,000	23,000	35,000	0
4220641	ST-PROM PRACTICE-BSI	0	0	0	0	0
<b>Revenues - Total</b>		<b>35,320</b>	<b>35,000</b>	<b>23,000</b>	<b>35,000</b>	<b>0</b>
5252056	JUD-COURT ORD. EVALUATION	5,400	4,000	2,500	4,000	0
5252057	JUD-COURT ORD. COUNSELING	49,892	45,000	40,000	45,000	0
<b>Expenditures - Total</b>		<b>55,292</b>	<b>49,000</b>	<b>42,500</b>	<b>49,000</b>	<b>0</b>
<b>3061 - JP JUV. ACT PROCEEDINGS - Total</b>		<b>19,972</b>	<b>14,000</b>	<b>19,500</b>	<b>14,000</b>	<b>0</b>
<b>0050 - JUVENILE PROBATION - Total</b>		<b>2,264,287</b>	<b>(66,585)</b>	<b>2,277,804</b>	<b>266,927</b>	<b>(333,512)</b>



# 2024 Budget by Fund and Dept

12-21-23

Account	Account Title	Prior Year Actual	Current Year Budget	Current Year Projected	New Year Budget	Budget Change
<b>0090 - GEN. GOV. AGENCY FUNDS</b>						
<b>1900 - GEN. GOV. AGENCY FUNDS</b>						
4040001	DELINQUENT R/E TAXES	0	0	0	0	0
4040002	DELINQUENT R/E PENALTY	0	0	0	0	0
4040003	DELINQUENT R/E INTEREST	0	0	0	0	0
4311002	FEES-TCB COST COMM LEIN C	0	0	0	0	0
4410910	C,F&R-GENERAL GOV (500)	0	0	0	0	0
4410920	C,F&R-JUDICIAL (525)	0	0	0	0	0
4410930	C,F&R-PUBLIC SAFETY (550)	0	0	0	0	0
<b>Revenues - Total</b>		<b>0</b>	<b>0</b>	<b>0</b>	<b>0</b>	<b>0</b>
5251000	GENERAL GOV. (500)	0	0	0	0	0
5252000	JUDICIAL EXP (525)	0	0	0	0	0
5253000	PUBLIC SAFETY (550)	0	0	0	0	0
<b>Expenditures - Total</b>		<b>0</b>	<b>0</b>	<b>0</b>	<b>0</b>	<b>0</b>
<b>1900 - GEN. GOV. AGENCY FUNDS - Total</b>		<b>0</b>	<b>0</b>	<b>0</b>	<b>0</b>	<b>0</b>

# 2024 Budget by Fund and Dept

12-21-23

Account	Account Title	Prior Year Actual	Current Year Budget	Current Year Projected	New Year Budget	Budget Change
<b>0090 - GEN. GOV. AGENCY FUNDS</b>						
<b>4940 - INTERFUND TRANSFERS IN</b>						
4940000	INTERFUND TRANSFERS IN	0	0	0	0	0
<b>Revenues - Total</b>		<b>0</b>	<b>0</b>	<b>0</b>	<b>0</b>	<b>0</b>
<b>4940 - INTERFUND TRANSFERS IN - Total</b>		<b>0</b>	<b>0</b>	<b>0</b>	<b>0</b>	<b>0</b>
<b>0090 - GEN. GOV. AGENCY FUNDS - Total</b>		<b>0</b>	<b>0</b>	<b>0</b>	<b>0</b>	<b>0</b>

# 2024 Budget by Fund and Dept

12-21-23

Account	Account Title	Prior Year Actual	Current Year Budget	Current Year Projected	New Year Budget	Budget Change
<b>1100 - DOMESTIC RELATIONS IVD</b>						
<b>2050 - DOMESTIC RELATIONS</b>						
4210102	FED-DOMESTIC TITLE IVD GR	0	0	0	0	0
4210103	FED-PA INCENTIVES	217,302	204,000	220,000	220,000	16,000
4510001	INTEREST INCOME	11,476	6,500	16,000	20,250	13,750
<b>Revenues - Total</b>		<b>228,778</b>	<b>210,500</b>	<b>236,000</b>	<b>240,250</b>	<b>29,750</b>
5116016	SUPPLIES-BOOKS & PERIODIC	3,861	3,900	0	0	3,900
5140001	EQUIP NON CAPITAL	6,161	0	0	0	0
5140008	DESIGNATED NON-CAPITAL	0	0	0	0	0
5152050	INV-DOMESTIC RELATIONS	3,090	2,000	0	0	2,000
5219101	OTHGEN-PROGRAM EXPENSES	52,832	142,000	10,000	10,000	132,000
5219118	OTHGEN-DEPT SECURITY	42,922	38,000	46,000	46,000	(8,000)
5252038	JUD-INCENTIVE EXPENSES	0	0	0	0	0
5532050	CAP-DOMESTIC RELATIONS	0	0	0	0	0
<b>Expenditures - Total</b>		<b>108,867</b>	<b>185,900</b>	<b>56,000</b>	<b>56,000</b>	<b>129,900</b>
<b>2050 - DOMESTIC RELATIONS - Total</b>		<b>(119,911)</b>	<b>(24,600)</b>	<b>(180,000)</b>	<b>(184,250)</b>	<b>159,650</b>
<b>1100 - DOMESTIC RELATIONS IVD - Total</b>		<b>(119,911)</b>	<b>(24,600)</b>	<b>(180,000)</b>	<b>(184,250)</b>	<b>159,650</b>

# 2024 Budget by Fund and Dept

12-21-23

Account	Account Title	Prior Year Actual	Current Year Budget	Current Year Projected	New Year Budget	Budget Change
<b>1120 - DIST ATTY SPECIAL REVENUE</b>						
<b>2711 - DA INVESTIGATIVE FUND</b>						
4412001	FORFEITS BAIL CASH	0	75,000	0	0	(75,000)
4710000	MISCELLANEOUS INCOME	0	20,000	0	0	(20,000)
<b>Revenues - Total</b>		<b>0</b>	<b>95,000</b>	<b>0</b>	<b>0</b>	<b>(95,000)</b>
5252024	JUD-CASE PROCESS & INVEST	0	100,000	0	0	100,000
<b>Expenditures - Total</b>		<b>0</b>	<b>100,000</b>	<b>0</b>	<b>0</b>	<b>100,000</b>
<b>2711 - DA INVESTIGATIVE FUND - Total</b>		<b>0</b>	<b>5,000</b>	<b>0</b>	<b>0</b>	<b>5,000</b>

# 2024 Budget by Fund and Dept

12-21-23

Account	Account Title	Prior Year Actual	Current Year Budget	Current Year Projected	New Year Budget	Budget Change
<b>1120 - DIST ATTY SPECIAL REVENUE</b>						
<b>2720 - NEU</b>						
4220129	ST-OFFICE OF ATTY GENERAL	0	105,000	0	0	(105,000)
<b>Revenues - Total</b>		<b>0</b>	<b>105,000</b>	<b>0</b>	<b>0</b>	<b>(105,000)</b>
5252024	JUD-CASE PROCESS & INVEST	0	105,000	0	0	105,000
<b>Expenditures - Total</b>		<b>0</b>	<b>105,000</b>	<b>0</b>	<b>0</b>	<b>105,000</b>
<b>2720 - NEU - Total</b>		<b>0</b>	<b>0</b>	<b>0</b>	<b>0</b>	<b>0</b>
<b>1120 - DIST ATTY SPECIAL REVENUE - Total</b>		<b>0</b>	<b>5,000</b>	<b>0</b>	<b>0</b>	<b>5,000</b>

# 2024 Budget by Fund and Dept

12-21-23

Account	Account Title	Prior Year Actual	Current Year Budget	Current Year Projected	New Year Budget	Budget Change
<b>1125 - AOPC GRANTS</b>						
<b>2095 - AOPC GRANTS</b>						
4220122	STATE-AOPC GRANT	45,765	29,235	29,235	0	(29,235)
<b>Revenues - Total</b>		<b>45,765</b>	<b>29,235</b>	<b>29,235</b>	<b>0</b>	<b>(29,235)</b>
5140009	ENC-SOFTWARE	0	0	0	0	0
5152095	INV - AOPC GRANT	0	0	0	0	0
5219108	OTHER GENERAL OPERATING	0	0	0	0	0
5421000	M&R-BUILDINGS & IMPROVEME	0	0	0	0	0
5532095	CAP - AOPC GRANT	0	0	0	0	0
<b>Expenditures - Total</b>		<b>0</b>	<b>0</b>	<b>0</b>	<b>0</b>	<b>0</b>
<b>2095 - AOPC GRANTS - Total</b>		<b>(45,765)</b>	<b>(29,235)</b>	<b>(29,235)</b>	<b>0</b>	<b>(29,235)</b>
<b>1125 - AOPC GRANTS - Total</b>		<b>(45,765)</b>	<b>(29,235)</b>	<b>(29,235)</b>	<b>0</b>	<b>(29,235)</b>

# 2024 Budget by Fund and Dept

12-21-23

Account	Account Title	Prior Year Actual	Current Year Budget	Current Year Projected	New Year Budget	Budget Change
<b>1140 - REG &amp; REC CAPITAL FUND</b>						
<b>2714 - REG &amp; REC CAPITAL FUND</b>						
4312004	FEES-R/R RECORD IMP FUND	0	0	0	0	0
4312005	FEES-CNTY RECORD IMP FUND	35,500	40,000	27,784	0	(40,000)
<b>Revenues - Total</b>		<b>35,500</b>	<b>40,000</b>	<b>27,784</b>	<b>0</b>	<b>(40,000)</b>
5159001	INV-CNTY R/R FUND	0	0	0	0	0
5252041	JUD-R/R RECORD IMPROV FUN	0	0	0	0	0
5252042	JUD-CNTYRECORD IMPROV FND	39,012	40,000	40,000	0	40,000
5539001	CAP-R/R RECORD IMP FUND	0	0	0	0	0
<b>Expenditures - Total</b>		<b>39,012</b>	<b>40,000</b>	<b>40,000</b>	<b>0</b>	<b>40,000</b>
<b>2714 - REG &amp; REC CAPITAL FUND - Total</b>		<b>3,512</b>	<b>0</b>	<b>12,216</b>	<b>0</b>	<b>0</b>

# 2024 Budget by Fund and Dept

12-21-23

Account	Account Title	Prior Year Actual	Current Year Budget	Current Year Projected	New Year Budget	Budget Change
<b>1140 - REG &amp; REC CAPITAL FUND</b>						
<b>2716 - REG/REC ACT 137 A.H.E.</b>						
4312024	FEES-ACT 137 A.H.E.	72,770	80,000	55,461	0	(80,000)
<b>Revenues - Total</b>		<b>72,770</b>	<b>80,000</b>	<b>55,461</b>	<b>0</b>	<b>(80,000)</b>
5252054	JUD-ACT 137 A.H.E.	13,124	80,000	19,000	70,000	10,000
<b>Expenditures - Total</b>		<b>13,124</b>	<b>80,000</b>	<b>19,000</b>	<b>70,000</b>	<b>10,000</b>
<b>2716 - REG/REC ACT 137 A.H.E. - Total</b>		<b>(59,646)</b>	<b>0</b>	<b>(36,461)</b>	<b>70,000</b>	<b>(70,000)</b>
<b>1140 - REG &amp; REC CAPITAL FUND - Total</b>		<b>(56,134)</b>	<b>0</b>	<b>(24,245)</b>	<b>70,000</b>	<b>(70,000)</b>



# 2024 Budget by Fund and Dept

12-21-23

Account	Account Title	Prior Year Actual	Current Year Budget	Current Year Projected	New Year Budget	Budget Change
<b>1141 - PROTH AUTOMATION FUND</b>						
<b>2717 - PROTH AUTOMATION FUND</b>						
4312025	FEE-PROTH AUTOMATION FUND	4,009	5,000	4,348	0	(5,000)
<b>Revenues - Total</b>		<b>4,009</b>	<b>5,000</b>	<b>4,348</b>	<b>0</b>	<b>(5,000)</b>
5152040	INV-PROTHONOTARY	3,732	0	0	0	0
5252055	JUD-PROTH AUTOMATION FUND	0	10,000	0	0	10,000
5532040	CAP-PROTHONOTARY	0	0	0	0	0
<b>Expenditures - Total</b>		<b>3,732</b>	<b>10,000</b>	<b>0</b>	<b>0</b>	<b>10,000</b>
<b>2717 - PROTH AUTOMATION FUND - Total</b>		<b>(277)</b>	<b>5,000</b>	<b>(4,348)</b>	<b>0</b>	<b>5,000</b>
<b>1141 - PROTH AUTOMATION FUND - Total</b>		<b>(277)</b>	<b>5,000</b>	<b>(4,348)</b>	<b>0</b>	<b>5,000</b>

# 2024 Budget by Fund and Dept

12-21-23

Account	Account Title	Prior Year Actual	Current Year Budget	Current Year Projected	New Year Budget	Budget Change
<b>1210 - E M S</b>						
<b>3701 - EMS COUNCIL</b>						
4210209	FED-E.M.S. GRANTS	0	0	0	0	0
4220204	STATE EMS GRANTS	239,103	311,576	256,807	0	(311,576)
4230107	LOCAL-EAST PA EMS COUNCIL	0	0	0	0	0
<b>Revenues - Total</b>		<b>239,103</b>	<b>311,576</b>	<b>256,807</b>	<b>0</b>	<b>(311,576)</b>
5115001	SUPPLIES-TRAINING	27,652	52,945	7,532	6,000	46,945
5115006	DATA COLLECTION SUPPLIES	0	0	0	0	0
5115007	TRAINING AIDS	0	0	0	0	0
5116001	SUPPLIES-OFFICE	4,119	2,000	3,678	15,000	(13,000)
5140003	PREHOSPITAL PROVIDER	26,000	32,906	82,164	0	32,906
5140004	ENC-TRAINING EQUIPMENT	0	0	0	0	0
5153073	INV-EMS	1,330	0	0	0	0
5201000	UTILITIES	4,936	6,000	4,420	6,000	0
5212001	POSTAGE	916	900	0	900	0
5213100	PROFESSIONAL DUES	0	0	0	0	0
5213105	CONFERENCES/SEMINARS	0	0	0	0	0
5213301	EDUCATIONAL SEMINARS	5,525	0	16,712	26,251	(26,251)
5213307	RECRUITMENT & RETENTION	3,978	6,100	8,180	6,100	0
5214000	TRAVEL & TRANSPORTATION	667	3,000	3,020	3,000	0
5216200	RENTAL-BUILDINGS	7,333	8,000	5,320	8,000	0
5216500	RENTAL-VEHICLES	0	0	0	0	0
5219102	OTHGEN-COPY & PRINTING EX	230	1,200	0	1,200	0
5219108	OTHER GENERAL OPERATING	0	0	0	0	0
5231204	PROFSVC-ADMIN CONSULTING	5,500	6,000	6,000	6,000	0
5231507	PS-EXAM EVAL/PATIENT ACTR	3,735	10,000	3,292	8,647	1,353
5231521	PS-NATL REGISTRY REPRESN	250	250	0	200	50
5231701	PURSVC-AUDITING SERVICES	0	5,200	0	0	5,200
5853000	OTHER GRANTS-SALARIES	159,786	177,075	116,223	185,923	(8,848)
5891000	MISCEXP-CAP FRINGE BENEFI	0	0	0	5,200	(5,200)
5891001	MISCEXP-CAP INDIRECT COST	5,918	0	399	0	0
<b>Expenditures - Total</b>		<b>257,875</b>	<b>311,576</b>	<b>256,940</b>	<b>278,421</b>	<b>33,155</b>
<b>3701 - EMS COUNCIL - Total</b>		<b>18,773</b>	<b>0</b>	<b>133</b>	<b>278,421</b>	<b>(278,421)</b>

# 2024 Budget by Fund and Dept

12-21-23

Account	Account Title	Prior Year Actual	Current Year Budget	Current Year Projected	New Year Budget	Budget Change
<b>1210 - E M S</b>						
<b>3708 - TRUSTEE 8</b>						
4230603	LOCAL TUITION REIMB	3,404	0	3,461	0	0
4510001	INTEREST INCOME	1,654	0	1,790	0	0
<b>Revenues - Total</b>		<b>5,058</b>	<b>0</b>	<b>5,251</b>	<b>0</b>	<b>0</b>
5115001	SUPPLIES-TRAINING	1,470	0	3,523	6,000	(6,000)
5115002	SUPPLIES-EDUCATIONAL	1,300	0	3,502	0	0
5219108	OTHER GENERAL OPERATING	0	0	700	0	0
<b>Expenditures - Total</b>		<b>2,770</b>	<b>0</b>	<b>7,725</b>	<b>6,000</b>	<b>(6,000)</b>
<b>3708 - TRUSTEE 8 - Total</b>		<b>(2,288)</b>	<b>0</b>	<b>2,474</b>	<b>6,000</b>	<b>(6,000)</b>
<b>1210 - E M S - Total</b>		<b>16,484</b>	<b>0</b>	<b>2,607</b>	<b>284,421</b>	<b>(284,421)</b>

# 2024 Budget by Fund and Dept

12-21-23

Account	Account Title	Prior Year Actual	Current Year Budget	Current Year Projected	New Year Budget	Budget Change
<b>1211 - HAZ MAT</b>						
<b>3702 - HAZ MAT</b>						
4220203	STATE HAZ MAT GRANT	15,268	27,906	27,906	27,906	0
4510001	INTEREST INCOME	295	0	0	0	0
<b>Revenues - Total</b>		<b>15,563</b>	<b>27,906</b>	<b>27,906</b>	<b>27,906</b>	<b>0</b>
5030001	SALARY-PROFESSIONAL STAFF	0	0	0	0	0
5070001	WAGES	14,139	21,488	15,048	22,919	(1,431)
5115001	SUPPLIES-TRAINING	0	0	0	0	0
5116001	SUPPLIES-OFFICE	0	0	0	0	0
5140001	EQUIP NON CAPITAL	0	0	0	0	0
5153074	INV-HAZ-MAT	0	0	0	1,600	(1,600)
5201508	CELLULAR TELEPHONES	0	0	0	0	0
5201512	PAGING SERVICE	0	0	0	0	0
5212001	POSTAGE	0	0	0	0	0
5214500	TRAVEL-GRANTS	0	0	0	0	0
5215100	ADVERTISING EXPENSE	28	33	29	33	0
5219102	OTHGEN-COPY & PRINTING EX	0	0	0	0	0
5219108	OTHER GENERAL OPERATING	0	0	0	0	0
5231204	PROFSVC-ADMIN CONSULTING	0	4,739	5,233	0	4,739
5232001	CONTRMAINT-EQUIPMENT	0	0	0	0	0
5253018	PS-DECON TASK FORCE EXP	0	0	0	0	0
5832000	SOCIAL SECURITY	1,082	1,646	0	1,753	(107)
5835000	WORKER COMP	0	0	0	83	(83)
5891000	MISCEXP-CAP FRINGE BENEFI	18	0	0	0	0
<b>Expenditures - Total</b>		<b>15,268</b>	<b>27,906</b>	<b>20,310</b>	<b>26,387</b>	<b>1,519</b>
<b>3702 - HAZ MAT - Total</b>		<b>(295)</b>	<b>0</b>	<b>(7,596)</b>	<b>(1,519)</b>	<b>1,519</b>

# 2024 Budget by Fund and Dept

12-21-23

Account	Account Title	Prior Year Actual	Current Year Budget	Current Year Projected	New Year Budget	Budget Change
<b>1211 - HAZ MAT</b>						
<b>3706 - SARA FEES</b>						
4311013	FEES-MISCELLANEOUS	67,950	67,950	71,525	70,000	2,050
4510001	INTEREST INCOME	6,815	0	0	0	0
<b>Revenues - Total</b>		<b>74,765</b>	<b>67,950</b>	<b>71,525</b>	<b>70,000</b>	<b>2,050</b>
5070001	WAGES	256	0	0	0	0
5116001	SUPPLIES-OFFICE	0	500	500	500	0
5140001	EQUIP NON CAPITAL	0	0	0	6,000	(6,000)
5140009	ENC-SOFTWARE	0	0	0	0	0
5153074	INV-HAZ-MAT	0	0	0	0	0
5212001	POSTAGE	0	100	0	100	0
5213302	STAFF TRAINING & DEVELOP	0	1,700	1,700	1,700	0
5214000	TRAVEL & TRANSPORTATION	0	750	0	750	0
5832000	SOCIAL SECURITY	0	0	0	0	0
5835000	WORKER COMP	0	0	0	0	0
5853006	SARA PRGM FEE EXPENSES	2,500	1,000	62,272	10,700	(9,700)
<b>Expenditures - Total</b>		<b>2,244</b>	<b>4,050</b>	<b>64,472</b>	<b>19,750</b>	<b>(15,700)</b>
<b>3706 - SARA FEES - Total</b>		<b>(72,521)</b>	<b>(63,900)</b>	<b>(7,053)</b>	<b>(50,250)</b>	<b>(13,650)</b>
<b>1211 - HAZ MAT - Total</b>		<b>(72,816)</b>	<b>(63,900)</b>	<b>(14,649)</b>	<b>(51,769)</b>	<b>(12,131)</b>

# 2024 Budget by Fund and Dept

12-21-23

Account	Account Title	Prior Year Actual	Current Year Budget	Current Year Projected	New Year Budget	Budget Change
<b>1212 - 911 PHONE TARIFF</b>						
<b>3703 - 911 EMERGENCY PHONE TARIFF</b>						
4220241	STATEWIDE INTERCONN FUND	0	0	0	0	0
4313007	FEES-LYCOMING CNTY 911	0	0	0	0	0
4313058	FEES-UNIFORM 911 FUND	2,709,750	2,650,580	2,715,800	0	(2,650,580)
4313063	FEES - VOIP REVENUES	0	0	0	0	0
4510001	INTEREST INCOME	13,011	6,500	19,644	0	(6,500)
4910000	SUBSIDIES-INTERFUND TXFRS	0	0	0	0	0
<b>Revenues - Total</b>		<b>2,722,761</b>	<b>2,657,080</b>	<b>2,735,444</b>	<b>0</b>	<b>(2,657,080)</b>
5219108	OTHER GENERAL OPERATING	0	0	0	0	0
5533070	CAP-COMMUNICATIONS	0	0	0	0	0
5853000	OTHER GRANTS-SALARIES	0	2,000,000	0	0	2,000,000
5853007	COLUMBIA CNTY PASS THRU	3,985	6,725	6,725	7,060	(335)
5870403	REIMBEXP-PROGRAM EXPENSES	0	0	0	0	0
5870412	REIMBEXP-HAZ MAT GRANT	0	0	0	0	0
5910019	SUBSIBY 2010 RZED BONDS	0	0	0	0	0
<b>Expenditures - Total</b>		<b>3,985</b>	<b>2,006,725</b>	<b>6,725</b>	<b>7,060</b>	<b>1,999,665</b>
<b>3703 - 911 EMERGENCY PHONE TARIFF - Total</b>		<b>(2,718,776)</b>	<b>(650,355)</b>	<b>(2,728,719)</b>	<b>7,060</b>	<b>(657,415)</b>
<b>1212 - 911 PHONE TARIFF - Total</b>		<b>(2,718,776)</b>	<b>(650,355)</b>	<b>(2,728,719)</b>	<b>7,060</b>	<b>(657,415)</b>

# 2024 Budget by Fund and Dept

12-21-23

Account	Account Title	Prior Year Actual	Current Year Budget	Current Year Projected	New Year Budget	Budget Change
<b>1213 - 911 WIRELESS</b>						
<b>3705 - 911 WIRELESS</b>						
4313058	FEES-UNIFORM 911 FUND	0	0	0	0	0
4510001	INTEREST INCOME	0	0	0	0	0
<b>Revenues - Total</b>		<b>0</b>	<b>0</b>	<b>0</b>	<b>0</b>	<b>0</b>
5219108	OTHER GENERAL OPERATING	0	0	0	0	0
5853000	OTHER GRANTS-SALARIES	0	0	0	0	0
<b>Expenditures - Total</b>		<b>0</b>	<b>0</b>	<b>0</b>	<b>0</b>	<b>0</b>
<b>3705 - 911 WIRELESS - Total</b>		<b>0</b>	<b>0</b>	<b>0</b>	<b>0</b>	<b>0</b>
<b>1213 - 911 WIRELESS - Total</b>		<b>0</b>	<b>0</b>	<b>0</b>	<b>0</b>	<b>0</b>

# 2024 Budget by Fund and Dept

12-21-23

Account	Account Title	Prior Year Actual	Current Year Budget	Current Year Projected	New Year Budget	Budget Change
<b>1214 - E.M.A. GRANT FUND</b>						
<b>3704 - E.M.A. GRANT FUND</b>						
4210203	FED-EMA	0	0	0	0	0
4220000	STATE GOV GRANTS	5,876	5,876	5,876	5,876	0
4713009	DONATION FOR CGETF PSC	0	0	0	0	0
<b>Revenues - Total</b>		<b>5,876</b>	<b>5,876</b>	<b>5,876</b>	<b>5,876</b>	<b>0</b>
5115001	SUPPLIES-TRAINING	0	0	0	0	0
5116001	SUPPLIES-OFFICE	0	0	0	0	0
5140001	EQUIP NON CAPITAL	7,189	5,876	5,451	0	5,876
5231518	PROFSVC-GAS DEC TRAINING	0	0	0	0	0
<b>Expenditures - Total</b>		<b>7,189</b>	<b>5,876</b>	<b>5,451</b>	<b>0</b>	<b>5,876</b>
<b>3704 - E.M.A. GRANT FUND - Total</b>		<b>1,313</b>	<b>0</b>	<b>(425)</b>	<b>(5,876)</b>	<b>5,876</b>
<b>1214 - E.M.A. GRANT FUND - Total</b>		<b>1,313</b>	<b>0</b>	<b>(425)</b>	<b>(5,876)</b>	<b>5,876</b>



# 2024 Budget by Fund and Dept

12-21-23

Account	Account Title	Prior Year Actual	Current Year Budget	Current Year Projected	New Year Budget	Budget Change
<b>1216 - COVID-19 GRANTS</b>						
<b>1500 - GRANTS DEPARTMENT</b>						
5940000	INTERFUND TRANSFERS OUT	0	0	5,000,000	0	0
<b>Expenditures - Total</b>		<b>0</b>	<b>0</b>	<b>5,000,000</b>	<b>0</b>	<b>0</b>
<b>1500 - GRANTS DEPARTMENT - Total</b>		<b>0</b>	<b>0</b>	<b>5,000,000</b>	<b>0</b>	<b>0</b>

# 2024 Budget by Fund and Dept

12-21-23

Account	Account Title	Prior Year Actual	Current Year Budget	Current Year Projected	New Year Budget	Budget Change
<b>1216 - COVID-19 GRANTS</b>						
<b>3709 - COVID-19 CRBG PROGRAM</b>						
4210350	FED-COVID-19 CRBG PROGRAM	0	0	0	0	0
4510001	INTEREST INCOME	299,730	0	632,188	0	0
<b>Revenues - Total</b>		<b>299,730</b>	<b>0</b>	<b>632,188</b>	<b>0</b>	<b>0</b>
5253401	PS-CRBG PROGRAM ADMIN	0	0	0	0	0
5253402	PS-CNTY RESPONSE PLANNING	0	0	0	0	0
5253403	PS-PPE	0	0	0	0	0
5253404	PS-ASST CNTY MUNICIPALITI	0	0	0	0	0
5253405	PS-SMALL BUSINESS GRANTS	0	0	0	0	0
5253406	PS-TOURISM BUSINESS GRANT	0	0	0	0	0
5253407	PS-ELIGIBLE ENTITIES ASST	0	0	0	0	0
5253408	PS-BEHAVIORAL HLTH & SUBS	0	0	0	0	0
5253409	ARPA-BROADBAND	0	0	0	0	0
5253410	PS-NON PROFIT ASSISTANCE	0	0	0	0	0
<b>Expenditures - Total</b>		<b>0</b>	<b>0</b>	<b>0</b>	<b>0</b>	<b>0</b>
<b>3709 - COVID-19 CRBG PROGRAM - Total</b>		<b>(299,730)</b>	<b>0</b>	<b>(632,188)</b>	<b>0</b>	<b>0</b>

# 2024 Budget by Fund and Dept

12-21-23

Account	Account Title	Prior Year Actual	Current Year Budget	Current Year Projected	New Year Budget	Budget Change
<b>1216 - COVID-19 GRANTS</b>						
<b>3723 - AMERICAN RESCUE PLAN ACT</b>						
4210351	FED-AMERICAN RESCUE PLAN	0	0	0	15,000,000	15,000,000
4510001	INTEREST INCOME	0	0	0	0	0
<b>Revenues - Total</b>		<b>0</b>	<b>0</b>	<b>0</b>	<b>15,000,000</b>	<b>15,000,000</b>
5231229	PROFSVC - ARPA ADMIN	42,850	0	46,218	30,000	(30,000)
5251000	GENERAL GOV. (500)	175,626	0	237,567	170,000	(170,000)
5253409	ARPA-BROADBAND	0	0	0	350,000	(350,000)
5253411	ARPA-WORKFORCE DEVELOPMEN	0	0	0	200,000	(200,000)
5253412	ARPA-PRI/PUB REVENUE LOSS	0	0	5,534,504	3,750,000	(3,750,000)
5253413	ARPA-PW (W&S/STORMWATER)	0	0	12,900	9,600,000	(9,600,000)
5253414	ARPA-EARLY CHILDHOOD/EDUC	0	0	0	0	0
5253415	ARPA-RECREATION	0	0	0	900,000	(900,000)
5253416	ARPA-PUBLIC HEALTH RESPON	0	0	0	0	0
<b>Expenditures - Total</b>		<b>218,476</b>	<b>0</b>	<b>5,831,189</b>	<b>15,000,000</b>	<b>(15,000,000)</b>
<b>3723 - AMERICAN RESCUE PLAN ACT - Total</b>		<b>218,476</b>	<b>0</b>	<b>5,831,189</b>	<b>0</b>	<b>0</b>
<b>1216 - COVID-19 GRANTS - Total</b>		<b>(81,254)</b>	<b>0</b>	<b>10,199,001</b>	<b>0</b>	<b>0</b>

# 2024 Budget by Fund and Dept

12-21-23

Account	Account Title	Prior Year Actual	Current Year Budget	Current Year Projected	New Year Budget	Budget Change
<b>1223 - PROBATION RESTITUTION</b>						
<b>3725 - PROBATION RESTITUTION</b>						
4314119	FEES - PROBATION ADMIN	0	0	1,798	0	0
4511223	INT-INC APO	1,290	0	0	0	0
<b>Revenues - Total</b>		<b>1,290</b>	<b>0</b>	<b>1,798</b>	<b>0</b>	<b>0</b>
5216501	RENTAL-LEASED VEHICLES	0	0	0	0	0
5253026	PS-JPO RESTITUTION	0	0	0	0	0
5253027	PS-APO RESTITUTION	204,442	205,000	33,331	0	205,000
<b>Expenditures - Total</b>		<b>204,442</b>	<b>205,000</b>	<b>33,331</b>	<b>0</b>	<b>205,000</b>
<b>3725 - PROBATION RESTITUTION - Total</b>		<b>203,152</b>	<b>205,000</b>	<b>31,533</b>	<b>0</b>	<b>205,000</b>
<b>1223 - PROBATION RESTITUTION - Total</b>		<b>203,152</b>	<b>205,000</b>	<b>31,533</b>	<b>0</b>	<b>205,000</b>

# 2024 Budget by Fund and Dept

12-21-23

Account	Account Title	Prior Year Actual	Current Year Budget	Current Year Projected	New Year Budget	Budget Change
<b>1300 - LIQUID FUEL</b>						
<b>4100 - LIQUID FUELS</b>						
4210310	FED-FEDERAL BRIDGE REIMB	0	0	0	0	0
4220406	STATE REIMB COUNTY BRIDGE	0	0	0	0	0
4220411	STATE LIQUID FUEL ALLOCAT	161,603	350,000	487,671	350,000	0
4510001	INTEREST INCOME	3,085	1,800	5,400	3,000	1,200
4710000	MISCELLANEOUS INCOME	39,511	0	2,806	0	0
<b>Revenues - Total</b>		<b>204,200</b>	<b>351,800</b>	<b>495,877</b>	<b>353,000</b>	<b>1,200</b>
5150000	ENC-INVENTORY ASSETS	0	0	0	0	0
5219104	OTHGEN-MISC ADMIN COSTS	27,873	25,000	25,000	25,000	0
5231401	PROFSVC-CNTY BRIDGE INSPE	80,484	150,000	25,000	100,000	50,000
5254001	PW-LIQUID FUEL APP PROJ	161,089	150,000	150,000	150,000	0
5254003	PW-LIQ FUEL SPECIAL PROJ	0	0	0	0	0
5490001	OM&R- COUNTY BRIDGES	279	5,000	25,000	10,000	(5,000)
5536001	CAP-CEDAR RUN (101)	4,577	0	3,020	0	0
5581006	CAP-ENGLISH CENTER (113)	0	0	0	0	0
5581013	CAP-COUNTY FARM ROAD	0	0	0	0	0
5581032	CAP-MARSH HILL (106)	0	0	0	0	0
<b>Expenditures - Total</b>		<b>274,302</b>	<b>330,000</b>	<b>228,020</b>	<b>285,000</b>	<b>45,000</b>
<b>4100 - LIQUID FUELS - Total</b>		<b>70,103</b>	<b>(21,800)</b>	<b>(267,858)</b>	<b>(68,000)</b>	<b>46,200</b>
<b>1300 - LIQUID FUEL - Total</b>		<b>70,103</b>	<b>(21,800)</b>	<b>(267,858)</b>	<b>(68,000)</b>	<b>46,200</b>

# 2024 Budget by Fund and Dept

12-21-23

Account	Account Title	Prior Year Actual	Current Year Budget	Current Year Projected	New Year Budget	Budget Change
<b>1301 - ACT 44 BRIDGE FUNDS</b>						
<b>4400 - ACT 44 BRIDGE FUNDS</b>						
4220493	STATE ACT 44 ALLOCATION	0	32,000	31,894	32,000	0
4510001	INTEREST INCOME	691	400	1,100	1,000	600
<b>Revenues - Total</b>		<b>691</b>	<b>32,400</b>	<b>32,994</b>	<b>33,000</b>	<b>600</b>
5254006	PW-ACT44 BRIDGE REPAIRS	0	0	0	0	0
5536001	CAP-CEDAR RUN (101)	0	0	0	0	0
5581010	CAP-BUTTONWOOD (111)	0	0	0	0	0
<b>Expenditures - Total</b>		<b>0</b>	<b>0</b>	<b>0</b>	<b>0</b>	<b>0</b>
<b>4400 - ACT 44 BRIDGE FUNDS - Total</b>		<b>(691)</b>	<b>(32,400)</b>	<b>(32,994)</b>	<b>(33,000)</b>	<b>600</b>
<b>1301 - ACT 44 BRIDGE FUNDS - Total</b>		<b>(691)</b>	<b>(32,400)</b>	<b>(32,994)</b>	<b>(33,000)</b>	<b>600</b>

# 2024 Budget by Fund and Dept

12-21-23

Account	Account Title	Prior Year Actual	Current Year Budget	Current Year Projected	New Year Budget	Budget Change
<b>1302 - ACT 89 BRIDGE FUND</b>						
<b>4401 - ACT 89 BRIDGE</b>						
4220494	STATE ACT 89 ALLOCATION	29,484	62,000	60,000	60,000	(2,000)
4510001	INTEREST INCOME	1,124	600	2,200	2,000	1,400
<b>Revenues - Total</b>		<b>30,608</b>	<b>62,600</b>	<b>62,200</b>	<b>62,000</b>	<b>(600)</b>
5254007	PW-ACT 89 BRIDGE REPAIRS	0	0	0	0	0
5536001	CAP-CEDAR RUN (101)	0	0	0	0	0
5581010	CAP-BUTTONWOOD (111)	0	0	0	0	0
<b>Expenditures - Total</b>		<b>0</b>	<b>0</b>	<b>0</b>	<b>0</b>	<b>0</b>
<b>4401 - ACT 89 BRIDGE - Total</b>		<b>(30,608)</b>	<b>(62,600)</b>	<b>(62,200)</b>	<b>(62,000)</b>	<b>(600)</b>
<b>1302 - ACT 89 BRIDGE FUND - Total</b>		<b>(30,608)</b>	<b>(62,600)</b>	<b>(62,200)</b>	<b>(62,000)</b>	<b>(600)</b>

# 2024 Budget by Fund and Dept

12-21-23

Account	Account Title	Prior Year Actual	Current Year Budget	Current Year Projected	New Year Budget	Budget Change
<b>1303 - \$5 FEE FOR LOCAL USE</b>						
<b>1095 - INTERFUND TRANSFERS</b>						
5940000	INTERFUND TRANSFERS OUT	0	0	0	0	0
<b>Expenditures - Total</b>		<b>0</b>	<b>0</b>	<b>0</b>	<b>0</b>	<b>0</b>
<b>1095 - INTERFUND TRANSFERS - Total</b>		<b>0</b>	<b>0</b>	<b>0</b>	<b>0</b>	<b>0</b>



# 2024 Budget by Fund and Dept

12-21-23

Account	Account Title	Prior Year Actual	Current Year Budget	Current Year Projected	New Year Budget	Budget Change
<b>1303 - \$5 FEE FOR LOCAL USE</b>						
<b>4402 - \$5 FEE FOR LOCAL USE</b>						
4220438	ST - \$5 FEE FOR LOCAL USE	591,980	620,000	600,000	600,000	(20,000)
4230325	LOCAL-BRIDGE BUNDLE PROJ	155,280	65,680	65,680	0	(65,680)
4510001	INTEREST INCOME	4,696	4,800	6,000	5,000	200
<b>Revenues - Total</b>		<b>751,956</b>	<b>690,480</b>	<b>671,680</b>	<b>605,000</b>	<b>(85,480)</b>
5490050	OM&R-BRIDGE BUNDLE PROJ	243,525	0	0	0	0
5702024	PRINCIPAL - BRDG PIB LOAN	0	0	738,053	738,053	(738,053)
5752022	INT-BRIDGE PIB LOAN	0	0	0	0	0
5853136	OTHER-PW CITY REVITILIZ	0	0	0	0	0
<b>Expenditures - Total</b>		<b>243,525</b>	<b>0</b>	<b>738,053</b>	<b>738,053</b>	<b>(738,053)</b>
<b>4402 - \$5 FEE FOR LOCAL USE - Total</b>		<b>(508,432)</b>	<b>(690,480)</b>	<b>66,373</b>	<b>133,053</b>	<b>(823,533)</b>
<b>1303 - \$5 FEE FOR LOCAL USE - Total</b>		<b>(508,432)</b>	<b>(690,480)</b>	<b>66,373</b>	<b>133,053</b>	<b>(823,533)</b>

# 2024 Budget by Fund and Dept

12-21-23

Account	Account Title	Prior Year Actual	Current Year Budget	Current Year Projected	New Year Budget	Budget Change
<b>1310 - CDBG GRANTS(ALL YEARS)</b>						
<b>4110 - CDBG 2010</b>						
4510011	INT INC-CD 9160 MB&T	0	0	0	0	0
<b>Revenues - Total</b>		<b>0</b>	<b>0</b>	<b>0</b>	<b>0</b>	<b>0</b>
<b>4110 - CDBG 2010 - Total</b>		<b>0</b>	<b>0</b>	<b>0</b>	<b>0</b>	<b>0</b>

# 2024 Budget by Fund and Dept

12-21-23

Account	Account Title	Prior Year Actual	Current Year Budget	Current Year Projected	New Year Budget	Budget Change
<b>1310 - CDBG GRANTS(ALL YEARS)</b>						
<b>4114 - CDBG 2021</b>						
4210301	FED-CDBG	86,436	315,096	206,662	0	(315,096)
<b>Revenues - Total</b>		<b>86,436</b>	<b>315,096</b>	<b>206,662</b>	<b>0</b>	<b>(315,096)</b>
5851451	FEDGR-GEN ADMIN SEDA COG	24,736	10,000	0	0	10,000
5851452	FEDGR-GEN ADMIN PCD	0	0	0	0	0
5851491	FEDGR-STEP HOMES IN NEED	0	0	0	0	0
5851516	CDBG-WBRA SEWER LATERAL	0	0	0	0	0
5851520	CDBG-HILL RD RECON	0	0	0	0	0
5851522	CDBG-JS BORO CURB CUTS	0	75,710	0	0	75,710
5851524	CDBG-MONTGOMERY SEWER	0	0	0	0	0
5851537	CDBG-HABITAT FOR HUM ACQ	57,700	34,656	0	0	34,656
5851538	CDBG-BROOK ST WTR REPLACE	4,000	194,730	206,662	0	194,730
<b>Expenditures - Total</b>		<b>86,436</b>	<b>315,096</b>	<b>206,662</b>	<b>0</b>	<b>315,096</b>
<b>4114 - CDBG 2021 - Total</b>		<b>0</b>	<b>0</b>	<b>0</b>	<b>0</b>	<b>0</b>

# 2024 Budget by Fund and Dept

12-21-23

Account	Account Title	Prior Year Actual	Current Year Budget	Current Year Projected	New Year Budget	Budget Change
<b>1310 - CDBG GRANTS(ALL YEARS)</b>						
<b>4115 - CDBG 1998</b>						
4210301	FED-CDBG	0	0	0	0	0
<b>Revenues - Total</b>		<b>0</b>	<b>0</b>	<b>0</b>	<b>0</b>	<b>0</b>
<b>4115 - CDBG 1998 - Total</b>		<b>0</b>	<b>0</b>	<b>0</b>	<b>0</b>	<b>0</b>

# 2024 Budget by Fund and Dept

12-21-23

Account	Account Title	Prior Year Actual	Current Year Budget	Current Year Projected	New Year Budget	Budget Change
<b>1310 - CDBG GRANTS(ALL YEARS)</b>						
<b>4121 - CDBG 2020</b>						
4210301	FED-CDBG	143,021	261,209	456,061	0	(261,209)
<b>Revenues - Total</b>		<b>143,021</b>	<b>261,209</b>	<b>456,061</b>	<b>0</b>	<b>(261,209)</b>
5851451	FEDGR-GEN ADMIN SEDA COG	0	20,000	26,906	0	20,000
5851452	FEDGR-GEN ADMIN PCD	0	0	0	0	0
5851509	CDBG-FRANKLIN TWP LAIRDSV	0	0	275,481	0	0
5851516	CDBG-WBRA SEWER LATERAL	8,846	100,000	55,271	0	100,000
5851522	CDBG-JS BORO CURB CUTS	0	74,466	27,303	0	74,466
5851523	CDBG-MONTOURSVILLE CURBS	0	66,743	0	0	66,743
5851526	CDBG-HOMEOWNER SIDEWALK	5,175	0	0	0	0
5851530	CDBG-MONTOUR BORO BUILDIN	0	0	0	0	0
5851531	CDBG-S WMSPT SPOT SLUM/BL	0	0	0	0	0
5851532	CDBG-CIL ROOFTOP AIR COND	34,279	0	73,969	0	0
5851533	CDBG-ARW RENT/UTILITY ASST	9,605	0	0	0	0
5851539	CDBG-INDIAN PARK HAND WAS	0	0	18,567	0	0
5851540	CDBG-ELDERLY HOUSING SANT	0	0	2,212	0	0
<b>Expenditures - Total</b>		<b>57,905</b>	<b>261,209</b>	<b>479,708</b>	<b>0</b>	<b>261,209</b>
<b>4121 - CDBG 2020 - Total</b>		<b>(85,116)</b>	<b>0</b>	<b>23,648</b>	<b>0</b>	<b>0</b>

# 2024 Budget by Fund and Dept

12-21-23

Account	Account Title	Prior Year Actual	Current Year Budget	Current Year Projected	New Year Budget	Budget Change
<b>1310 - CDBG GRANTS(ALL YEARS)</b>						
<b>4122 - CDBG 2015</b>						
4210301	FED-CDBG	0	0	0	0	0
<b>Revenues - Total</b>		<b>0</b>	<b>0</b>	<b>0</b>	<b>0</b>	<b>0</b>
5851451	FEDGR-GEN ADMIN SEDA COG	0	0	0	0	0
5851452	FEDGR-GEN ADMIN PCD	0	0	0	0	0
5851469	FED-DISASTER RECOVERYPROG	0	0	0	0	0
5851517	CDBG-ARW BLDG RENOVATIONS	0	0	0	0	0
5851518	CDBG-YWCA WISE OPTIONS	0	0	0	0	0
5851520	CDBG-HILL RD RECON	0	0	0	0	0
5851521	CDBG-TVMA PUMP STATION	0	0	0	0	0
5851522	CDBG-JS BORO CURB CUTS	0	0	0	0	0
5851523	CDBG-MONTOURSVILLE CURBS	0	0	0	0	0
<b>Expenditures - Total</b>		<b>0</b>	<b>0</b>	<b>0</b>	<b>0</b>	<b>0</b>
<b>4122 - CDBG 2015 - Total</b>		<b>0</b>	<b>0</b>	<b>0</b>	<b>0</b>	<b>0</b>

# 2024 Budget by Fund and Dept

12-21-23

Account	Account Title	Prior Year Actual	Current Year Budget	Current Year Projected	New Year Budget	Budget Change
<b>1310 - CDBG GRANTS(ALL YEARS)</b>						
<b>4123 - CDBG 2016</b>						
4210301	FED-CDBG	18,620	0	0	0	0
<b>Revenues - Total</b>		<b>18,620</b>	<b>0</b>	<b>0</b>	<b>0</b>	<b>0</b>
5851451	FEDGR-GEN ADMIN SEDA COG	18,620	0	0	0	0
5851452	FEDGR-GEN ADMIN PCD	0	0	0	0	0
5851491	FEDGR-STEP HOMES IN NEED	0	0	0	0	0
5851519	CDBG-CHURCH ST RECON	0	0	0	0	0
5851523	CDBG-MONTOURSVILLE CURBS	0	0	0	0	0
5851524	CDBG-MONTGOMERY SEWER	0	0	0	0	0
5851525	CDBG-MEADOW ALLEY RECON	0	0	0	0	0
<b>Expenditures - Total</b>		<b>18,620</b>	<b>0</b>	<b>0</b>	<b>0</b>	<b>0</b>
<b>4123 - CDBG 2016 - Total</b>		<b>0</b>	<b>0</b>	<b>0</b>	<b>0</b>	<b>0</b>

# 2024 Budget by Fund and Dept

12-21-23

Account	Account Title	Prior Year Actual	Current Year Budget	Current Year Projected	New Year Budget	Budget Change
<b>1310 - CDBG GRANTS(ALL YEARS)</b>						
<b>4124 - CDBG 2017</b>						
4210301	FED-CDBG	1,171,152	0	0	0	0
4716001	PROGRAM INCOME	0	0	0	0	0
<b>Revenues - Total</b>		<b>1,171,152</b>	<b>0</b>	<b>0</b>	<b>0</b>	<b>0</b>
5851451	FEDGR-GEN ADMIN SEDA COG	45,968	0	0	0	0
5851452	FEDGR-GEN ADMIN PCD	0	0	0	0	0
5851491	FEDGR-STEP HOMES IN NEED	0	0	0	0	0
5851509	CDBG-FRANKLIN TWP LAIRDSV	942,400	0	0	0	0
5851519	CDBG-CHURCH ST RECON	0	0	0	0	0
5851523	CDBG-MONTOURSVILLE CURBS	9,188	0	0	0	0
5851525	CDBG-MEADOW ALLEY RECON	0	0	0	0	0
5851526	CDBG-HOMEOWNER SIDEWALK	0	0	0	0	0
5851527	CDBG-SEVENTH AVE RECON	0	0	0	0	0
5851529	CDBG-MUNCY LIBRARY RAB	166,417	0	0	0	0
<b>Expenditures - Total</b>		<b>1,163,973</b>	<b>0</b>	<b>0</b>	<b>0</b>	<b>0</b>
<b>4124 - CDBG 2017 - Total</b>		<b>(7,179)</b>	<b>0</b>	<b>0</b>	<b>0</b>	<b>0</b>



# 2024 Budget by Fund and Dept

12-21-23

Account	Account Title	Prior Year Actual	Current Year Budget	Current Year Projected	New Year Budget	Budget Change
<b>1310 - CDBG GRANTS(ALL YEARS)</b>						
<b>4125 - CDBG 2018</b>						
4210301	FED-CDBG	144,040	0	0	0	0
<b>Revenues - Total</b>		<b>144,040</b>	<b>0</b>	<b>0</b>	<b>0</b>	<b>0</b>
5851451	FEDGR-GEN ADMIN SEDA COG	29,520	0	0	0	0
5851452	FEDGR-GEN ADMIN PCD	0	0	0	0	0
5851509	CDBG-FRANKLIN TWP LAIRDSV	0	0	0	0	0
5851517	CDBG-ARW BLDG RENOVATIONS	0	0	0	0	0
5851523	CDBG-MONTOURSVILLE CURBS	0	0	0	0	0
5851525	CDBG-MEADOW ALLEY RECON	0	0	0	0	0
5851527	CDBG-SEVENTH AVE RECON	0	0	0	0	0
5851528	CDBG-RALSTON GEN ACQ	0	0	0	0	0
5851532	CDBG-CIL ROOFTOP AIR COND	111,410	0	0	0	0
<b>Expenditures - Total</b>		<b>140,930</b>	<b>0</b>	<b>0</b>	<b>0</b>	<b>0</b>
<b>4125 - CDBG 2018 - Total</b>		<b>(3,110)</b>	<b>0</b>	<b>0</b>	<b>0</b>	<b>0</b>

# 2024 Budget by Fund and Dept

12-21-23

Account	Account Title	Prior Year Actual	Current Year Budget	Current Year Projected	New Year Budget	Budget Change
<b>1310 - CDBG GRANTS(ALL YEARS)</b>						
<b>4127 - CDBG 2019</b>						
4210301	FED-CDBG	55,546	303,304	181,551	0	(303,304)
<b>Revenues - Total</b>		<b>55,546</b>	<b>303,304</b>	<b>181,551</b>	<b>0</b>	<b>(303,304)</b>
5851451	FEDGR-GEN ADMIN SEDA COG	0	56,597	0	0	56,597
5851491	FEDGR-STEP HOMES IN NEED	0	50,000	0	0	50,000
5851509	CDBG-FRANKLIN TWP LAIRDSV	0	131,491	169,709	0	131,491
5851525	CDBG-MEADOW ALLEY RECON	0	0	0	0	0
5851529	CDBG-MUNCY LIBRARY RAB	0	0	0	0	0
5851530	CDBG-MONTOUR BORO BUILDIN	55,546	65,216	11,842	0	65,216
5851531	CDBG-S WMSPT SPOT SLUM/BL	0	0	0	0	0
<b>Expenditures - Total</b>		<b>55,546</b>	<b>303,304</b>	<b>181,551</b>	<b>0</b>	<b>303,304</b>
<b>4127 - CDBG 2019 - Total</b>		<b>0</b>	<b>0</b>	<b>0</b>	<b>0</b>	<b>0</b>
<b>1310 - CDBG GRANTS(ALL YEARS) - Total</b>		<b>(95,405)</b>	<b>0</b>	<b>23,648</b>	<b>0</b>	<b>0</b>

# 2024 Budget by Fund and Dept

12-21-23

Account	Account Title	Prior Year Actual	Current Year Budget	Current Year Projected	New Year Budget	Budget Change
<b>1320 - FLOOD MITIGATION GRANT</b>						
<b>4150 - PCD-FLOOD MITIGATION</b>						
4210327	FED-COUNTY-PREDISASTER	0	0	0	0	0
4210350	FED-COVID-19 CRBG PROGRAM	0	0	0	0	0
4220509	ST-MUNCY CRK RESTORATION	105,571	0	0	0	0
4220708	ST-RACP LEVEE PROJECT	321,413	1,000,000	300,000	0	(1,000,000)
4230406	LOCAL LEVEE SYS	0	1,000,000	0	0	(1,000,000)
4912032	SUBSIDY CNTY PREDISASTER	0	0	0	0	0
<b>Revenues - Total</b>		<b>426,984</b>	<b>2,000,000</b>	<b>300,000</b>	<b>0</b>	<b>(2,000,000)</b>
5253019	MUNCY CRK RESTORATION	105,571	0	0	0	0
5851422	FEDGR-COUNTY PREDISASTER	0	0	0	0	0
5852708	LEVEE PROJECT	321,413	3,000,000	248,864	0	3,000,000
5870920	REIMBEXP-CAP-ACT 13	0	1,000,000	0	0	(1,000,000)
<b>Expenditures - Total</b>		<b>426,984</b>	<b>2,000,000</b>	<b>248,864</b>	<b>0</b>	<b>2,000,000</b>
<b>4150 - PCD-FLOOD MITIGATION - Total</b>		<b>0</b>	<b>0</b>	<b>(51,136)</b>	<b>0</b>	<b>0</b>

# 2024 Budget by Fund and Dept

12-21-23

Account	Account Title	Prior Year Actual	Current Year Budget	Current Year Projected	New Year Budget	Budget Change
<b>1320 - FLOOD MITIGATION GRANT</b>						
<b>4200 - HAZARD MITIGATION BUYOUTS</b>						
4210305	FED-HMGP LYCO # 6	0	0	0	0	0
4210341	FED-2015 FMA GRANT	0	0	0	0	0
4210342	FED-2016 FMA GRANT	0	0	0	0	0
4210343	FED-2019 FMA GRANT	0	0	0	0	0
4210358	FED-CONSOLIDATED HMGP	0	0	0	0	0
4210363	FED-HMGP 4408	79,187	0	0	0	0
4210364	FED-CDBG-DR GRANT	0	912,000	912,000	0	(912,000)
4210365	FED-HMGP GRANT	0	760,987	0	0	(760,987)
4220405	STGR-HMGP LYCO # 6	0	0	0	0	0
4220458	ST-CONSOLIDATED HMGP	0	0	0	0	0
4220510	ST-HMGP 4408	26,396	0	0	0	0
4220511	ST-HMGP GRANT	0	253,663	0	0	(253,663)
4230307	LOCAL-2019 FMA GRANT	373	0	0	0	0
4710038	MISC INC - LYCO # 6	0	0	0	0	0
4912022	SUBSIDY LYCO # 6	0	0	0	0	0
<b>Revenues - Total</b>		<b>105,210</b>	<b>1,926,650</b>	<b>912,000</b>	<b>0</b>	<b>(1,926,650)</b>
5851401	FEDGR-HMGP LYCO # 6	0	0	0	0	0
5851413	FEDGR-2015 FMA GRANT	0	0	0	0	0
5851414	FEDGR-2016 FMA GRANT	0	0	0	0	0
5851415	FEDGR-2019 FMA GRANT	0	0	0	0	0
5852428	STGR-CONSOLIDATED HMGP	0	0	0	0	0
5852443	STGR-HMGP 4408	105,583	0	30,741	0	0
5852444	STGR-CDBG-DR/HMGP GRANT	0	1,926,650	912,000	0	1,926,650
<b>Expenditures - Total</b>		<b>105,583</b>	<b>1,926,650</b>	<b>942,741</b>	<b>0</b>	<b>1,926,650</b>
<b>4200 - HAZARD MITIGATION BUYOUTS - Total</b>		<b>373</b>	<b>0</b>	<b>30,741</b>	<b>0</b>	<b>0</b>
<b>1320 - FLOOD MITIGATION GRANT - Total</b>		<b>373</b>	<b>0</b>	<b>(20,395)</b>	<b>0</b>	<b>0</b>

# 2024 Budget by Fund and Dept

12-21-23

Account	Account Title	Prior Year Actual	Current Year Budget	Current Year Projected	New Year Budget	Budget Change
<b>1321 - PCD ENVIRONMNTL PROJECTS</b>						
<b>4155 - PCD-ENVIRONMENTAL DIV.</b>						
4220423	ST-REGIONL SOLID WASTE PL	0	82,500	82,500	0	(82,500)
4220446	ST-CHESAPEAKE BAY PROGRAM	196,147	487,391	487,391	0	(487,391)
4230408	LOCAL-REG SOLID WASTE PLN	0	9,375	9,375	0	(9,375)
4912031	SUBS-REG SOLID WASTE PLAN	0	11,250	11,250	0	(11,250)
<b>Revenues - Total</b>		<b>196,147</b>	<b>590,516</b>	<b>590,516</b>	<b>0</b>	<b>(590,516)</b>
5852430	ST-REGIONL SOLID WASTE PL	17,314	103,125	103,125	0	103,125
5853127	ST-CHESAPEAKE BAY PROGRAM	196,147	487,391	487,391	0	487,391
<b>Expenditures - Total</b>		<b>213,461</b>	<b>590,516</b>	<b>590,516</b>	<b>0</b>	<b>590,516</b>
<b>4155 - PCD-ENVIRONMENTAL DIV. - Total</b>		<b>17,314</b>	<b>0</b>	<b>0</b>	<b>0</b>	<b>0</b>
<b>1321 - PCD ENVIRONMNTL PROJECTS - Total</b>		<b>17,314</b>	<b>0</b>	<b>0</b>	<b>0</b>	<b>0</b>

# 2024 Budget by Fund and Dept

12-21-23

Account	Account Title	Prior Year Actual	Current Year Budget	Current Year Projected	New Year Budget	Budget Change
<b>1323 - ECONOMIC DEVEL PROJECTS</b>						
<b>4153 - PCD-ECONOMIC DEVEL DIV.</b>						
4210313	FED - BROWNFLDS REHAB	13,471	536,250	280,000	480,000	(56,250)
4210340	FED-WATS PROGRAM	302,010	280,000	280,000	295,775	15,775
4210350	FED-COVID-19 CRBG PROGRAM	0	0	0	0	0
4220435	ST-WATS PROGRAM-MLF	27,744	22,000	22,000	22,000	0
4220503	ST - PHARE	1,117,208	1,000,000	600,000	1,000,000	0
4220506	ST-LOYALSOCK CRK CONS PLN	0	0	0	0	0
4230322	LOCAL-LOYAL CRK RIVER CON	0	0	0	0	0
4230431	LOCAL-WATS PROG-CITY	5,512	7,250	7,250	7,250	0
4230435	LOCAL-BROWNSFLD REHAB	0	20,000	20,000	20,000	0
4912030	SUBSIDY WATS PROGRAM	5,512	7,250	7,250	7,250	0
4912048	SUBSIDY-BROWNSFIELD	0	0	0	0	0
4912065	SUBS-LOYALSK CRK CONS PLN	0	0	0	0	0
<b>Revenues - Total</b>		<b>1,471,457</b>	<b>1,872,750</b>	<b>1,216,500</b>	<b>1,832,275</b>	<b>(40,475)</b>
5851411	FED-WATS PROGRAM	368,521	338,500	338,500	354,275	(15,775)
5851437	FED-LAND RECYCL (BRNFLDS)	0	0	0	0	0
5851439	FED - BROWNSFIELD REHAB	13,471	556,250	300,000	500,000	56,250
5852442	ST-LOYALSOCK CRK CONS PLN	0	0	0	0	0
5852945	ST - PHARE	1,117,208	1,000,000	600,000	1,000,000	0
5870447	REIMBEXP-WATS PROG	27,744	22,000	22,000	22,000	0
<b>Expenditures - Total</b>		<b>1,471,457</b>	<b>1,872,750</b>	<b>1,216,500</b>	<b>1,832,275</b>	<b>40,475</b>
<b>4153 - PCD-ECONOMIC DEVEL DIV. - Total</b>		<b>0</b>	<b>0</b>	<b>0</b>	<b>0</b>	<b>0</b>

# 2024 Budget by Fund and Dept

12-21-23

Account	Account Title	Prior Year Actual	Current Year Budget	Current Year Projected	New Year Budget	Budget Change
<b>1323 - ECONOMIC DEVEL PROJECTS</b>						
<b>4154 - PCD-RECREATIONAL DEV.</b>						
4220437	STATE SUSQ RIVER WALK	9,379	0	0	0	0
4220709	ST-GWA WAYFINDING GRANT	0	35,100	35,100	0	(35,100)
4230436	LOCAL-GWA WAYFINDING GRAN	0	0	0	0	0
4912023	SUBSIDY-GWA WAYFINDING GR	0	35,100	35,100	0	(35,100)
4912037	SUBSIDY RMSGW SUSQVRWALK	0	0	0	0	0
<b>Revenues - Total</b>		<b>9,379</b>	<b>70,200</b>	<b>70,200</b>	<b>0</b>	<b>(70,200)</b>
5851435	FED-BIKEWAY/RIVER WALK	54,941	0	47,379	0	0
5852431	STGR-GWA WAYFINDING GRANT	15,988	70,200	26,217	0	70,200
5852437	RIVER WALK BASIN ST CONNE	0	0	0	0	0
5870920	REIMBEXP-CAP-ACT 13	45,562	0	0	0	0
<b>Expenditures - Total</b>		<b>25,367</b>	<b>70,200</b>	<b>73,596</b>	<b>0</b>	<b>70,200</b>
<b>4154 - PCD-RECREATIONAL DEV. - Total</b>		<b>15,988</b>	<b>0</b>	<b>3,396</b>	<b>0</b>	<b>0</b>
<b>1323 - ECONOMIC DEVEL PROJECTS - Total</b>		<b>15,988</b>	<b>0</b>	<b>3,396</b>	<b>0</b>	<b>0</b>

# 2024 Budget by Fund and Dept

12-21-23

Account	Account Title	Prior Year Actual	Current Year Budget	Current Year Projected	New Year Budget	Budget Change
<b>1330 - GROWING GREENER TRUST</b>						
<b>4130 - GROWING GREENER TRUST</b>						
4522003	INT INC-CLOSURE TRUST	1,472	5,000	256	0	(5,000)
<b>Revenues - Total</b>		<b>1,472</b>	<b>5,000</b>	<b>256</b>	<b>0</b>	<b>(5,000)</b>
5219101	OTHGEN-PROGRAM EXPENSES	0	0	0	0	0
5910030	SUBSIDY-GWA WAYFINDING GR	0	35,100	0	0	35,100
5910074	SUBSIDY GW/TR RIVER WALK	0	0	0	0	0
<b>Expenditures - Total</b>		<b>0</b>	<b>35,100</b>	<b>0</b>	<b>0</b>	<b>35,100</b>
<b>4130 - GROWING GREENER TRUST - Total</b>		<b>(1,472)</b>	<b>30,100</b>	<b>(256)</b>	<b>0</b>	<b>30,100</b>
<b>1330 - GROWING GREENER TRUST - Total</b>		<b>(1,472)</b>	<b>30,100</b>	<b>(256)</b>	<b>0</b>	<b>30,100</b>



# 2024 Budget by Fund and Dept

12-21-23

Account	Account Title	Prior Year Actual	Current Year Budget	Current Year Projected	New Year Budget	Budget Change
<b>1350 - ACT 13</b>						
<b>1093 - CAPITAL PURCHASES</b>						
5531031	CAP-COURTHOUSE MAINT.	0	0	0	3,000,000	(3,000,000)
<b>Expenditures - Total</b>		<b>0</b>	<b>0</b>	<b>0</b>	<b>3,000,000</b>	<b>(3,000,000)</b>
<b>1093 - CAPITAL PURCHASES - Total</b>		<b>0</b>	<b>0</b>	<b>0</b>	<b>3,000,000</b>	<b>(3,000,000)</b>

# 2024 Budget by Fund and Dept

12-21-23

Account	Account Title	Prior Year Actual	Current Year Budget	Current Year Projected	New Year Budget	Budget Change
<b>1350 - ACT 13</b>						
<b>9035 - ACT 13 GAS IMPACT FEES</b>						
4220003	PUC ACT 13-SEC 2314	3,874,715	3,000,000	4,667,580	5,100,000	2,100,000
4510001	INTEREST INCOME	89,204	0	22,387	100,000	100,000
<b>Revenues - Total</b>		<b>3,963,919</b>	<b>3,000,000</b>	<b>4,689,968</b>	<b>5,200,000</b>	<b>2,200,000</b>
5251000	GENERAL GOV. (500)	0	1,000,000	0	0	1,000,000
5252000	JUDICIAL EXP (525)	0	1,000,000	0	0	1,000,000
5253000	PUBLIC SAFETY (550)	347,901	1,000,000	446,423	1,000,000	0
5254000	PUBLIC WORKS (575)	1,617,018	2,700,000	46,146	2,700,000	0
5255000	HUMAN SERVICE (600)	0	500,000	86,450	500,000	0
5257000	CULTURE & RECREATN (625)	211,166	500,000	36,745	500,000	0
5821046	UPMC SANE	0	0	0	15,580	(15,580)
<b>Expenditures - Total</b>		<b>2,176,085</b>	<b>6,700,000</b>	<b>615,764</b>	<b>4,715,580</b>	<b>1,984,420</b>
<b>9035 - ACT 13 GAS IMPACT FEES - Total</b>		<b>(1,787,835)</b>	<b>3,700,000</b>	<b>(4,074,204)</b>	<b>(484,420)</b>	<b>4,184,420</b>

# 2024 Budget by Fund and Dept

12-21-23

Account	Account Title	Prior Year Actual	Current Year Budget	Current Year Projected	New Year Budget	Budget Change
<b>1350 - ACT 13</b>						
<b>9036 - MARCELLUS LEGACY FUNDS</b>						
4220004	PUC ACT 13-SEC 2315	113,541	100,000	135,612	0	(100,000)
4510001	INTEREST INCOME	477	2,000	160	0	(2,000)
<b>Revenues - Total</b>		<b>114,017</b>	<b>102,000</b>	<b>135,771</b>	<b>0</b>	<b>(102,000)</b>
5257000	CULTURE & RECREATN (625)	106,366	0	0	0	0
<b>Expenditures - Total</b>		<b>106,366</b>	<b>0</b>	<b>0</b>	<b>0</b>	<b>0</b>
<b>9036 - MARCELLUS LEGACY FUNDS - Total</b>		<b>(7,651)</b>	<b>(102,000)</b>	<b>(135,771)</b>	<b>0</b>	<b>(102,000)</b>

# 2024 Budget by Fund and Dept

12-21-23

Account	Account Title	Prior Year Actual	Current Year Budget	Current Year Projected	New Year Budget	Budget Change
<b>1350 - ACT 13</b>						
<b>9037 - ACT13 HWY BRIDGE IMPROV</b>						
4220413	STATE PADOT HWY BRIDGE IM	187,314	160,000	224,963	0	(160,000)
4510001	INTEREST INCOME	6,568	5,000	5,966	0	(5,000)
<b>Revenues - Total</b>		<b>193,882</b>	<b>165,000</b>	<b>230,929</b>	<b>0</b>	<b>(165,000)</b>
5254000	PUBLIC WORKS (575)	0	0	0	0	0
<b>Expenditures - Total</b>		<b>0</b>	<b>0</b>	<b>0</b>	<b>0</b>	<b>0</b>
<b>9037 - ACT13 HWY BRIDGE IMPROV - Total</b>		<b>(193,882)</b>	<b>(165,000)</b>	<b>(230,929)</b>	<b>0</b>	<b>(165,000)</b>
<b>1350 - ACT 13 - Total</b>		<b>(1,989,368)</b>	<b>3,433,000</b>	<b>(4,440,904)</b>	<b>2,515,580</b>	<b>917,420</b>

# 2024 Budget by Fund and Dept

12-21-23

Account	Account Title	Prior Year Actual	Current Year Budget	Current Year Projected	New Year Budget	Budget Change
<b>1600 - FARM EASEMENTS</b>						
<b>7700 - FARM EASEMENT</b>						
4220801	STATE FARM EASEMENT GRANT	0	0	0	0	0
4220803	STATE-EASEMENT ADMIN GR.	2,869	15,000	0	15,000	0
4313001	FEES-PROGRAM	2,450	2,250	1,995	2,250	0
4313050	FEES- CLEAN & GREEN PENT.	7,797	4,500	10,871	8,000	3,500
4910001	SUBSIDY COUNTY GENERAL	0	50,000	0	50,000	0
<b>Revenues - Total</b>		<b>13,116</b>	<b>71,750</b>	<b>12,866</b>	<b>75,250</b>	<b>3,500</b>
5251018	GENGOV-APPRAISAL	0	5,000	0	5,000	0
5256003	CD-FARM EASEMENT PAYMENTS	18,395	50,000	12,822	50,000	0
5256005	CD-FARM EASEMENT BOARD EX	0	0	0	0	0
<b>Expenditures - Total</b>		<b>18,395</b>	<b>55,000</b>	<b>12,822</b>	<b>55,000</b>	<b>0</b>
<b>7700 - FARM EASEMENT - Total</b>		<b>5,280</b>	<b>(16,750)</b>	<b>(44)</b>	<b>(20,250)</b>	<b>3,500</b>
<b>1600 - FARM EASEMENTS - Total</b>		<b>5,280</b>	<b>(16,750)</b>	<b>(44)</b>	<b>(20,250)</b>	<b>3,500</b>

# 2024 Budget by Fund and Dept

12-21-23

Account	Account Title	Prior Year Actual	Current Year Budget	Current Year Projected	New Year Budget	Budget Change
<b>1610 - NUTRIENT TRADING</b>						
<b>7750 - NUTRIENT TRADING</b>						
4716003	NUTRIENT CREDITS PROCEEDS	0	0	0	0	0
<b>Revenues - Total</b>		<b>0</b>	<b>0</b>	<b>0</b>	<b>0</b>	<b>0</b>
5256006	CLEARING HOUSE SVC FEES	0	0	0	0	0
5256007	GENERATOR PAYMENTS	145,920	0	0	0	0
<b>Expenditures - Total</b>		<b>145,920</b>	<b>0</b>	<b>0</b>	<b>0</b>	<b>0</b>
<b>7750 - NUTRIENT TRADING - Total</b>		<b>145,920</b>	<b>0</b>	<b>0</b>	<b>0</b>	<b>0</b>
<b>1610 - NUTRIENT TRADING - Total</b>		<b>145,920</b>	<b>0</b>	<b>0</b>	<b>0</b>	<b>0</b>

# 2024 Budget by Fund and Dept

12-21-23

Account	Account Title	Prior Year Actual	Current Year Budget	Current Year Projected	New Year Budget	Budget Change
<b>1810 - MISC SPECIAL REVENUE PROJ</b>						
<b>2715 - CORONER DOH ACT 122 GRANT</b>						
4220119	STATE-CORONER DOH ACT 122	0	13,650	0	0	(13,650)
<b>Revenues - Total</b>		<b>0</b>	<b>13,650</b>	<b>0</b>	<b>0</b>	<b>(13,650)</b>
5100001	MATERIAL & SUPPLIES	0	1,000	0	0	1,000
5140001	EQUIP NON CAPITAL	0	1,000	281	0	1,000
5140008	DESIGNATED NON-CAPITAL	0	0	0	0	0
5140009	ENC-SOFTWARE	0	0	0	0	0
5152030	INV-CORONER	0	0	0	0	0
5201508	CELLULAR TELEPHONES	0	0	0	0	0
5213100	PROFESSIONAL DUES	0	800	2,042	0	800
5213105	CONFERENCES/SEMINARS	850	4,000	964	0	4,000
5219108	OTHER GENERAL OPERATING	0	6,850	0	0	6,850
5472001	M&R-VEHICLE REPAIR	0	0	0	0	0
5532030	CAP-COUNTY CORONER	0	0	0	0	0
<b>Expenditures - Total</b>		<b>850</b>	<b>13,650</b>	<b>3,286</b>	<b>0</b>	<b>13,650</b>
<b>2715 - CORONER DOH ACT 122 GRANT - Total</b>		<b>850</b>	<b>0</b>	<b>3,286</b>	<b>0</b>	<b>0</b>

# 2024 Budget by Fund and Dept

12-21-23

Account	Account Title	Prior Year Actual	Current Year Budget	Current Year Projected	New Year Budget	Budget Change
<b>1810 - MISC SPECIAL REVENUE PROJ</b>						
<b>2721 - PCORP LOSS PREV GRANT</b>						
4713015	PCORP LOSS PREVTVN GRANT	0	20,000	30,000	30,000	10,000
<b>Revenues - Total</b>		<b>0</b>	<b>20,000</b>	<b>30,000</b>	<b>30,000</b>	<b>10,000</b>
5251000	GENERAL GOV. (500)	0	20,000	0	0	20,000
5253000	PUBLIC SAFETY (550)	0	0	0	0	0
5254000	PUBLIC WORKS (575)	0	0	0	0	0
<b>Expenditures - Total</b>		<b>0</b>	<b>20,000</b>	<b>0</b>	<b>0</b>	<b>20,000</b>
<b>2721 - PCORP LOSS PREV GRANT - Total</b>		<b>0</b>	<b>0</b>	<b>(30,000)</b>	<b>(30,000)</b>	<b>30,000</b>
<b>1810 - MISC SPECIAL REVENUE PROJ - Total</b>		<b>850</b>	<b>0</b>	<b>(26,714)</b>	<b>(30,000)</b>	<b>30,000</b>



# 2024 Budget by Fund and Dept

12-21-23

Account	Account Title	Prior Year Actual	Current Year Budget	Current Year Projected	New Year Budget	Budget Change
<b>1910 - PASS THRU GRANTS</b>						
<b>9060 - PASS THRU GRANTS</b>						
4210216	FED-DOJ JUSTIC ASST GRANT	0	0	0	0	0
4210361	FED-FRA USDOT-CFDA 20.320	0	0	0	0	0
4210402	FED-FOOD BANK ADMIN	8,927	15,000	6,410	15,000	0
4210403	FED-SURPLUS FOOD PROGRAM	0	150,000	0	0	(150,000)
4210412	FED-MA TRANSPORT GRANT	577,862	530,683	388,062	0	(530,683)
4210423	FED-EMERG. SHELTER GRANT	0	0	0	0	0
4210429	FED-EMERG RENTAL ASST PRG	4,085,008	0	500,000	0	0
4210430	FED-DISASTER COVID 97.036	0	0	130,793	0	0
4220127	STATE-PCCD TRMT COURT	0	0	0	0	0
4220213	STATE PCCD IP GRANT	213,957	230,106	73,521	0	(230,106)
4220606	STATE HUMAN SERV DEVELOP	114,422	0	114,138	0	0
4220612	STATE MATP GRANT	644,072	530,683	388,065	0	(530,683)
4220615	STATE HOMELESS ASSISTANCE	153,114	153,114	204,402	0	(153,114)
4220618	STATE MH BEHAVIORAL HEALT	586,579	586,579	585,112	0	(586,579)
4220620	STATE DDT PROGRAM	0	0	0	0	0
4220621	STATE ACT 152	215,235	215,235	214,697	0	(215,235)
4220646	ST-OPIOID USE DISORDER	121,000	121,000	120,698	0	(121,000)
4220647	ST-COVID-19 HOSPITALITY	0	0	0	0	0
4220705	RACP DCED WMSPT MED CTR	0	0	0	0	0
4220706	RACP-AIRPORT	0	0	0	0	0
4220707	STGR-KEYSTONE LIBRARIES	0	0	0	0	0
<b>Revenues - Total</b>		<b>6,720,176</b>	<b>2,532,400</b>	<b>2,725,898</b>	<b>15,000</b>	<b>(2,517,400)</b>
5851902	FEDGR-M A T P	577,862	530,683	388,062	583,552	(52,869)
5851903	FEDGR-FOOD BANK ADMIN	8,927	15,000	6,410	0	15,000
5851910	FEDGR-SURPLUS FOOD PROGRM	0	150,000	0	0	150,000
5851914	FED-EMERG. SHELTER GRANT	0	0	0	0	0
5851917	FEDGR-JUSTICE ASST GRANT	0	0	0	0	0
5851920	FED-FRA USDOT-CFDA 20.320	0	0	0	0	0
5851921	FED-EMERG RENTAL ASST PRG	5,085,008	0	3,507,946	0	0
5851922	FED-DISASTER COVID 97.036	0	0	11,093	0	0
5852315	STGR-PCCD IP OTHER SERVIC	213,957	230,106	73,521	0	230,106
5852348	STGR-PCCD TRMT COURT	0	0	0	0	0
5852705	DCED RACP WMSPT MED CTR	0	0	0	0	0
5852706	STATE RACP-AIRPORT	0	0	0	0	0
5852902	STGR-M A T P	644,072	530,683	388,065	0	530,683
5852903	STGR-ACT 152	215,235	215,235	214,697	0	215,235
5852905	STGR-MH BEHAVIORAL HEALTH	586,579	586,579	585,112	0	586,579
5852906	STGR-DDT PROGRAM	0	0	0	0	0
5852909	STGR-HOMELESS ASSIST PROG	153,114	153,114	204,402	0	153,114
5852910	STGR-HUMAN SERV BLOCK	114,422	0	114,138	0	0
5852922	STGR-KEYSTONE LIBRARIES	0	0	0	0	0
5852946	ST-OPIOID USE DISORDER	121,000	121,000	132,668	0	121,000
5852947	STGR-COVID-19 HOSPITALITY	0	0	0	0	0

# 2024 Budget by Fund and Dept

12-21-23

Account	Account Title	Prior Year Actual	Current Year Budget	Current Year Projected	New Year Budget	Budget Change
<b>Expenditures - Total</b>		<b>7,720,176</b>	<b>2,532,400</b>	<b>5,626,114</b>	<b>583,552</b>	<b>1,948,848</b>
<b>9060 - PASS THRU GRANTS - Total</b>		<b>1,000,000</b>	<b>0</b>	<b>2,900,216</b>	<b>568,552</b>	<b>(568,552)</b>
<b>1910 - PASS THRU GRANTS - Total</b>		<b>1,000,000</b>	<b>0</b>	<b>2,900,216</b>	<b>568,552</b>	<b>(568,552)</b>

# 2024 Budget by Fund and Dept

12-21-23

Account	Account Title	Prior Year Actual	Current Year Budget	Current Year Projected	New Year Budget	Budget Change
<b>2000 - DEBT SERVICE FUNDS</b>						
<b>8001 - 2018 BOND ISSUE</b>						
4910001	SUBSIDY COUNTY GENERAL	648,639	776,679	776,679	780,279	3,600
<b>Revenues - Total</b>		<b>648,639</b>	<b>776,679</b>	<b>776,679</b>	<b>780,279</b>	<b>3,600</b>
5702000	PRINCIPAL G/O BONDS	520,000	535,000	535,000	560,000	(25,000)
5752000	INTEREST G/O BONDS	257,279	241,679	241,679	220,279	21,400
<b>Expenditures - Total</b>		<b>777,279</b>	<b>776,679</b>	<b>776,679</b>	<b>780,279</b>	<b>(3,600)</b>
<b>8001 - 2018 BOND ISSUE - Total</b>		<b>128,639</b>	<b>0</b>	<b>0</b>	<b>0</b>	<b>0</b>

# 2024 Budget by Fund and Dept

12-21-23

Account	Account Title	Prior Year Actual	Current Year Budget	Current Year Projected	New Year Budget	Budget Change
<b>2000 - DEBT SERVICE FUNDS</b>						
<b>8002 - HUNTINGTON BANK LOAN</b>						
4910001	SUBSIDY COUNTY GENERAL	0	0	0	0	0
<b>Revenues - Total</b>		<b>0</b>	<b>0</b>	<b>0</b>	<b>0</b>	<b>0</b>
5702000	PRINCIPAL G/O BONDS	275,200	0	0	0	0
5703000	PRINCIPAL G/O NOTES	0	0	0	0	0
5752000	INTEREST G/O BONDS	5,642	0	0	0	0
5753000	INTEREST G/O NOTES	0	0	0	0	0
<b>Expenditures - Total</b>		<b>280,842</b>	<b>0</b>	<b>0</b>	<b>0</b>	<b>0</b>
<b>8002 - HUNTINGTON BANK LOAN - Total</b>		<b>280,842</b>	<b>0</b>	<b>0</b>	<b>0</b>	<b>0</b>

# 2024 Budget by Fund and Dept

12-21-23

Account	Account Title	Prior Year Actual	Current Year Budget	Current Year Projected	New Year Budget	Budget Change
<b>2000 - DEBT SERVICE FUNDS</b>						
<b>8003 - 2015 BOND ISSUE</b>						
4910001	SUBSIDY COUNTY GENERAL	465,461	621,930	621,930	621,980	50
<b>Revenues - Total</b>		<b>465,461</b>	<b>621,930</b>	<b>621,930</b>	<b>621,980</b>	<b>50</b>
5702000	PRINCIPAL G/O BONDS	315,000	330,000	330,000	340,000	(10,000)
5752000	INTEREST G/O BONDS	300,923	291,930	291,930	281,980	9,950
<b>Expenditures - Total</b>		<b>615,923</b>	<b>621,930</b>	<b>621,930</b>	<b>621,980</b>	<b>(50)</b>
<b>8003 - 2015 BOND ISSUE - Total</b>		<b>150,461</b>	<b>0</b>	<b>0</b>	<b>0</b>	<b>0</b>

# 2024 Budget by Fund and Dept

12-21-23

Account	Account Title	Prior Year Actual	Current Year Budget	Current Year Projected	New Year Budget	Budget Change
<b>2000 - DEBT SERVICE FUNDS</b>						
<b>8004 - 2014 BONDS</b>						
4910001	SUBSIDY COUNTY GENERAL	0	0	0	0	0
<b>Revenues - Total</b>		<b>0</b>	<b>0</b>	<b>0</b>	<b>0</b>	<b>0</b>
5702000	PRINCIPAL G/O BONDS	0	0	0	0	0
5752000	INTEREST G/O BONDS	90,420	0	0	0	0
<b>Expenditures - Total</b>		<b>90,420</b>	<b>0</b>	<b>0</b>	<b>0</b>	<b>0</b>
<b>8004 - 2014 BONDS - Total</b>		<b>90,420</b>	<b>0</b>	<b>0</b>	<b>0</b>	<b>0</b>

# 2024 Budget by Fund and Dept

12-21-23

Account	Account Title	Prior Year Actual	Current Year Budget	Current Year Projected	New Year Budget	Budget Change
<b>2000 - DEBT SERVICE FUNDS</b>						
<b>8005 - PIB LOAN</b>						
4910001	SUBSIDY COUNTY GENERAL	0	0	0	0	0
<b>Revenues - Total</b>		<b>0</b>	<b>0</b>	<b>0</b>	<b>0</b>	<b>0</b>
5702000	PRINCIPAL G/O BONDS	0	0	253,569	253,569	(253,569)
5702020	PRINCIPAL PIB LN AIRPORT	0	0	0	0	0
5752000	INTEREST G/O BONDS	0	0	0	0	0
5752017	INT-PIB LOAN AIRPORT	0	0	0	0	0
<b>Expenditures - Total</b>		<b>0</b>	<b>0</b>	<b>253,569</b>	<b>253,569</b>	<b>(253,569)</b>
<b>8005 - PIB LOAN - Total</b>		<b>0</b>	<b>0</b>	<b>253,569</b>	<b>253,569</b>	<b>(253,569)</b>

# 2024 Budget by Fund and Dept

12-21-23

Account	Account Title	Prior Year Actual	Current Year Budget	Current Year Projected	New Year Budget	Budget Change
<b>2000 - DEBT SERVICE FUNDS</b>						
<b>8006 - 2011 BOND LCRA</b>						
4910001	SUBSIDY COUNTY GENERAL	0	0	0	0	0
<b>Revenues - Total</b>		<b>0</b>	<b>0</b>	<b>0</b>	<b>0</b>	<b>0</b>
5702000	PRINCIPAL G/O BONDS	0	0	0	0	0
5752000	INTEREST G/O BONDS	0	0	0	0	0
<b>Expenditures - Total</b>		<b>0</b>	<b>0</b>	<b>0</b>	<b>0</b>	<b>0</b>
<b>8006 - 2011 BOND LCRA - Total</b>		<b>0</b>	<b>0</b>	<b>0</b>	<b>0</b>	<b>0</b>



# 2024 Budget by Fund and Dept

12-21-23

Account	Account Title	Prior Year Actual	Current Year Budget	Current Year Projected	New Year Budget	Budget Change
<b>2000 - DEBT SERVICE FUNDS</b>						
<b>8009 - 2019 BOND ISSUE</b>						
4910001	SUBSIDY COUNTY GENERAL	343,127	730,271	730,271	729,799	(472)
<b>Revenues - Total</b>		<b>343,127</b>	<b>730,271</b>	<b>730,271</b>	<b>729,799</b>	<b>(472)</b>
5702000	PRINCIPAL G/O BONDS	176,850	404,790	404,790	420,510	(15,720)
5752000	INTEREST G/O BONDS	332,555	325,481	325,481	309,289	16,192
<b>Expenditures - Total</b>		<b>509,405</b>	<b>730,271</b>	<b>730,271</b>	<b>729,799</b>	<b>472</b>
<b>8009 - 2019 BOND ISSUE - Total</b>		<b>166,277</b>	<b>0</b>	<b>0</b>	<b>0</b>	<b>0</b>

# 2024 Budget by Fund and Dept

12-21-23

Account	Account Title	Prior Year Actual	Current Year Budget	Current Year Projected	New Year Budget	Budget Change
<b>2000 - DEBT SERVICE FUNDS</b>						
<b>8010 - LINE OF CREDIT</b>						
4910001	SUBSIDY COUNTY GENERAL	0	0	0	0	0
<b>Revenues - Total</b>		<b>0</b>	<b>0</b>	<b>0</b>	<b>0</b>	<b>0</b>
5702009	PRINCIPAL LOC	0	0	0	0	0
5752018	INTEREST - LOC	0	0	0	0	0
<b>Expenditures - Total</b>		<b>0</b>	<b>0</b>	<b>0</b>	<b>0</b>	<b>0</b>
<b>8010 - LINE OF CREDIT - Total</b>		<b>0</b>	<b>0</b>	<b>0</b>	<b>0</b>	<b>0</b>

# 2024 Budget by Fund and Dept

12-21-23

Account	Account Title	Prior Year Actual	Current Year Budget	Current Year Projected	New Year Budget	Budget Change
<b>2000 - DEBT SERVICE FUNDS</b>						
<b>8012 - 2020 BONDS</b>						
4910001	SUBSIDY COUNTY GENERAL	155,279	289,986	289,986	292,986	3,000
<b>Revenues - Total</b>		<b>155,279</b>	<b>289,986</b>	<b>289,986</b>	<b>292,986</b>	<b>3,000</b>
5702000	PRINCIPAL G/O BONDS	111,844	205,352	205,352	216,353	(11,001)
5752000	INTEREST G/O BONDS	86,871	84,634	84,634	76,420	8,214
<b>Expenditures - Total</b>		<b>198,715</b>	<b>289,986</b>	<b>289,986</b>	<b>292,773</b>	<b>(2,787)</b>
<b>8012 - 2020 BONDS - Total</b>		<b>43,436</b>	<b>0</b>	<b>0</b>	<b>(213)</b>	<b>213</b>

# 2024 Budget by Fund and Dept

12-21-23

Account	Account Title	Prior Year Actual	Current Year Budget	Current Year Projected	New Year Budget	Budget Change
<b>2000 - DEBT SERVICE FUNDS</b>						
<b>8013 - 2022 BOND ISSUE</b>						
4910001	SUBSIDY COUNTY GENERAL	128,116	720,286	720,286	714,101	(6,185)
<b>Revenues - Total</b>		<b>128,116</b>	<b>720,286</b>	<b>720,286</b>	<b>714,101</b>	<b>(6,185)</b>
5702000	PRINCIPAL G/O BONDS	87,000	476,000	476,000	483,000	(7,000)
5752000	INTEREST G/O BONDS	41,116	244,286	244,286	231,101	13,185
<b>Expenditures - Total</b>		<b>128,116</b>	<b>720,286</b>	<b>720,286</b>	<b>714,101</b>	<b>6,185</b>
<b>8013 - 2022 BOND ISSUE - Total</b>		<b>0</b>	<b>0</b>	<b>0</b>	<b>0</b>	<b>0</b>

# 2024 Budget by Fund and Dept

12-21-23

Account	Account Title	Prior Year Actual	Current Year Budget	Current Year Projected	New Year Budget	Budget Change
<b>2000 - DEBT SERVICE FUNDS</b>						
<b>8014 - 2010 RZED BONDS</b>						
4910001	SUBSIDY COUNTY GENERAL	0	0	0	0	0
4910005	SUBSIDY FROM 911	0	0	0	0	0
<b>Revenues - Total</b>		<b>0</b>	<b>0</b>	<b>0</b>	<b>0</b>	<b>0</b>
5702014	PRINCIPAL 2010 BONDS	0	0	0	0	0
5752014	INTEREST 2010 BONDS	0	0	0	0	0
<b>Expenditures - Total</b>		<b>0</b>	<b>0</b>	<b>0</b>	<b>0</b>	<b>0</b>
<b>8014 - 2010 RZED BONDS - Total</b>		<b>0</b>	<b>0</b>	<b>0</b>	<b>0</b>	<b>0</b>

# 2024 Budget by Fund and Dept

12-21-23

Account	Account Title	Prior Year Actual	Current Year Budget	Current Year Projected	New Year Budget	Budget Change
<b>2000 - DEBT SERVICE FUNDS</b>						
<b>8015 - 2012 BOND ISSUE</b>						
4910001	SUBSIDY COUNTY GENERAL	0	0	0	0	0
<b>Revenues - Total</b>		<b>0</b>	<b>0</b>	<b>0</b>	<b>0</b>	<b>0</b>
5702000	PRINCIPAL G/O BONDS	0	0	0	0	0
5752000	INTEREST G/O BONDS	62,648	0	0	0	0
<b>Expenditures - Total</b>		<b>62,648</b>	<b>0</b>	<b>0</b>	<b>0</b>	<b>0</b>
<b>8015 - 2012 BOND ISSUE - Total</b>		<b>62,648</b>	<b>0</b>	<b>0</b>	<b>0</b>	<b>0</b>
<b>2000 - DEBT SERVICE FUNDS - Total</b>		<b>922,723</b>	<b>0</b>	<b>253,568</b>	<b>253,356</b>	<b>(253,356)</b>

# 2024 Budget by Fund and Dept

12-21-23

Account	Account Title	Prior Year Actual	Current Year Budget	Current Year Projected	New Year Budget	Budget Change
<b>3500 - WHITE DEER GOLF COURSE</b>						
<b>6801 - WHITE DEER GOLF COURSE</b>						
4313075	WHITE DEER SALES	0	0	1,975,000	1,975,000	1,975,000
<b>Revenues - Total</b>		<b>0</b>	<b>0</b>	<b>1,975,000</b>	<b>1,975,000</b>	<b>1,975,000</b>
5070002	WAGES-CORRECTN OFCR/COOK	0	0	530,000	530,000	(530,000)
5118004	SUPPLIES-OPERATING	0	0	225,000	225,000	(225,000)
5200001	GENERAL OPERATING EXP	0	0	735,000	735,000	(735,000)
5839006	FRINGE BENEFIT (625)	0	0	123,000	123,000	(123,000)
<b>Expenditures - Total</b>		<b>0</b>	<b>0</b>	<b>1,613,000</b>	<b>1,613,000</b>	<b>(1,613,000)</b>
<b>6801 - WHITE DEER GOLF COURSE - Total</b>		<b>0</b>	<b>0</b>	<b>(362,000)</b>	<b>(362,000)</b>	<b>362,000</b>
<b>3500 - WHITE DEER GOLF COURSE - Total</b>		<b>0</b>	<b>0</b>	<b>(362,000)</b>	<b>(362,000)</b>	<b>362,000</b>

# 2024 Budget by Fund and Dept

12-21-23

Account	Account Title	Prior Year Actual	Current Year Budget	Current Year Projected	New Year Budget	Budget Change
<b>5000 - RESOURCE MGMT SYSTEM</b>						
<b>1093 - CAPITAL PURCHASES</b>						
5534101	4101 RMS CAP ADMIN	0	0	0	3,338,000	(3,338,000)
5534201	4201 RMS CAP EARTH MOVE	0	0	0	1,049,730	(1,049,730)
5534202	4202 RMS CAP WASTE MOVE	0	0	0	1,300,000	(1,300,000)
5534203	4203 RMS CAP STONE CRUSH	0	0	0	1,000,000	(1,000,000)
5534204	4204 RMS CAP SUPPORT	0	0	0	700,000	(700,000)
5534206	4206 RMS CAP WELD SHOP	0	0	0	15,000	(15,000)
5534207	4207 RMS CAP LEACHATE	0	0	0	740,000	(740,000)
5534208	4208 RMS CAP GAS COLLECT	0	0	0	2,040,000	(2,040,000)
5534220	4220 RMS CAP TRANS STAT	0	0	0	845,000	(845,000)
5534230	4230 RMS CAP RECOVERY	0	0	0	1,494,500	(1,494,500)
<b>Expenditures - Total</b>		<b>0</b>	<b>0</b>	<b>0</b>	<b>12,522,230</b>	<b>(12,522,230)</b>
<b>1093 - CAPITAL PURCHASES - Total</b>		<b>0</b>	<b>0</b>	<b>0</b>	<b>12,522,230</b>	<b>(12,522,230)</b>



# 2024 Budget by Fund and Dept

12-21-23

Account	Account Title	Prior Year Actual	Current Year Budget	Current Year Projected	New Year Budget	Budget Change
<b>5000 - RESOURCE MGMT SYSTEM</b>						
<b>4101 - LF ADMINISTRATION</b>						
4314040	FEES-DISCOUNT	933,945	900,000	837,811	850,000	50,000
4314041	FEES-LATE CHARGES	4,456	5,500	1,929	5,500	0
4314100	FEES-MUNICIPAL SOLID WAST	7,033,009	7,100,000	6,905,517	7,300,000	200,000
4314101	FEES-RESIDUAL SOLID WASTE	2,063,901	2,500,000	2,195,034	2,500,000	0
4314102	FEES-SEWAGE SLUDGE	1,004,000	1,200,000	1,039,651	1,200,000	0
4314103	FEES-INFECTIOUS WASTE	17,151	20,000	17,212	20,000	0
4314104	FEES-CONSTRUCTION & DEMO	1,176,401	1,000,000	1,082,412	1,100,000	100,000
4314105	FEES-ASH WASTE	180,209	80,000	230,581	150,000	70,000
4314106	FEES-ASBESTOS WASTE	25,348	45,000	148,870	150,000	105,000
4314107	FEES-OTHER WASTE	0	300	0	300	0
4314110	FEES-OTHER OPERATING	0	0	0	0	0
4314117	FEES-LF MATERIAL RECOVERY	0	0	0	0	0
4314118	FEES-ADMIN LUZERNE CNTY	0	0	1,591	10,000	10,000
4510001	INTEREST INCOME	1,644	15,000	0	15,000	0
4510002	INT INC-FIELD CLOSURE	9,777	12,000	0	12,000	0
4510003	INT INC-FINAL CLOSURE	31,274	25,000	0	30,000	5,000
4510004	INT INC-STATE ENV. INS.	0	0	0	0	0
4510005	INT INC-STATE LIAB. INS	0	0	0	0	0
4510006	INT INC-CAPITAL PROJECTS	61,444	40,000	0	50,000	10,000
4510007	INT INC-COUNTY INSURANCE	0	0	0	0	0
4510051	INT-INC C&N CD 962	0	0	0	0	0
4510052	INT-INC CDS 2017 BOND	0	0	0	0	0
4512004	INT-INC PA WOOD GR	18	100	0	100	0
4512005	INT-INC CD#5 PA CL 3238	89	100	0	100	0
4512006	INT-INC CD#6 PA CL	0	100	0	100	0
4512008	INT-INC PC CD 615 JSSB	75,600	75,000	0	75,000	0
4512011	CD CNTY CL - VOYA	15,266	15,000	0	15,000	0
4512015	INT-INC CD 06 C&N 3616	15,822	25,000	0	25,000	0
4512017	INT-INC 05 C&N 4084	13,245	20,000	0	20,000	0
4512024	INT INC PA CL CD# 1345	0	0	0	0	0
4512026	INT INC C&N 4819 (VF)	0	0	0	0	0
4512027	INT INC C&N 4820	998	1,500	0	1,500	0
4512028	INT INC PC CD# 782 JSSB	0	0	0	0	0
4512029	INT INC PC CD# 898 JSSB	0	0	0	0	0
4512030	INT INC PC CD9162 MUNCY	8,829	15,000	0	15,000	0
4512031	INT INC-DEP-CD 2036	92,500	90,000	0	90,000	0
4512101	INT INC-2017 BOND CD 0071	0	0	0	0	0
4512102	INT INC-2017 BOND CD 9163	0	0	0	0	0
4512103	INT INC-2017 BOND CD 9161	0	0	0	0	0
4512200	INT INC PLGIT CD PROGRAM	0	0	0	0	0
4513003	INT-INC FED CASH C&N 4084	72	50	0	50	0
4513004	INT-INC FED CASH C&N 3616	84	1,000	0	1,000	0
4513005	INT INC FCASH ML(VF) 2020	0	0	0	0	0

# 2024 Budget by Fund and Dept

12-21-23

Account	Account Title	Prior Year Actual	Current Year Budget	Current Year Projected	New Year Budget	Budget Change
4513011	INT INC SUSQBK MM 0891 FC	0	0	0	0	0
4513014	INT INC CASH C&N 48211	0	0	0	0	0
4513015	INT INC CASH C&N 4819 VF	0	0	0	0	0
4513016	INT INC CASH C&N 4820	8	0	0	0	0
4513021	INT INC-MM VOYA	4	0	0	0	0
4513200	INT INC PLGIT ARM	0	0	0	0	0
4514003	INT-INC BONDS C&N 4084	113,966	170,000	0	170,000	0
4514004	INT-INC BONDS C&N 3616	182,679	265,000	0	265,000	0
4514005	INT-INC 97 GIC	101,350	304,000	0	304,000	0
4514012	INT INC USTN DEP-EA4	0	0	0	0	0
4514013	INT INC-USTN DEP NN6	0	0	0	0	0
4514014	INT INC-PA ST GO 6L4 DEP	0	0	0	0	0
4514015	INT INC-PA ST GO DF6 DEP	0	0	0	0	0
4514016	INT INC-PA ST GO 6R1 DEP	0	0	0	0	0
4514017	INT INC-PA ST BAB ME9	72,075	72,000	0	72,000	0
4514018	INT INC-PA ST 1ST-DEP-AV4	0	0	0	0	0
4514019	INT INC-DEP GROUP ONE	0	0	0	0	0
4514020	INT INC BONDS C&N 48211	0	0	0	0	0
4514021	INT INC BONDS C&N 4819 VF	0	0	0	0	0
4514022	INT INC BONDS C&N 4820	1,850	2,500	0	2,500	0
4514023	INT INC USTN DEP-B66	13,750	14,000	0	14,000	0
4514024	INT INC-USTN DEP-VS6	99,727	100,000	0	100,000	0
4514025	INT INC-DEP GROUP TWO	0	30,000	0	30,000	0
4514026	INT INC-DEP GROUP THREE	187,088	180,000	0	180,000	0
4514027	INT INC-DEP GROUP FOUR	35,129	35,000	0	35,000	0
4560004	UNREALIZED C&N 3616	1,520,998	0	0	0	0
4560005	REALIZED C&N 3616	1,576	0	0	0	0
4560006	UNREALIZED C&N BOND 4084	1,028,074	0	0	0	0
4560007	REALIZED C&N BOND 4084	1,491	0	0	0	0
4560021	UNREAL DEP COLLATERL LIST	0	0	0	0	0
4560023	UNREAL C&N 48211	0	0	0	0	0
4560024	REALIZED C&N 48211	0	0	0	0	0
4560025	UNREAL C&N 4819 (VF)	0	0	0	0	0
4560026	REALIZED C&N 4819 (VF)	0	0	0	0	0
4560027	UNREAL C&N 4820	588,605	0	0	0	0
4560028	REALIZED C&N 4820	0	0	0	0	0
4560031	REALIZED DEP COLLATERAL	0	0	0	0	0
4560032	UNREALIZED VOYA	68,656	0	0	0	0
4710000	MISCELLANEOUS INCOME	1,160	4,700	393	4,700	0
4710005	MISC INC-CASH OVER OR UND	79	0	0	0	0
4710012	MISC INC-DISCOUNTS (STATE	8,881	8,000	6,002	8,000	0
4730001	PROC-NON CASH SALE ASSETS	0	0	0	0	0
4730002	PROC-CASH SALE ASSETS	0	0	0	0	0
4730019	COST OF ASSET SOLD	0	0	0	0	0
4910009	CHANGE ACCTNG EST RMS	0	0	0	0	0

# 2024 Budget by Fund and Dept

12-21-23

Account	Account Title	Prior Year Actual	Current Year Budget	Current Year Projected	New Year Budget	Budget Change
<b>Revenues - Total</b>		<b>8,505,377</b>	<b>12,570,850</b>	<b>10,791,381</b>	<b>13,120,850</b>	<b>550,000</b>
5020001	SALARY DIRECTOR/DEPT HEAD	338,582	372,267	317,533	391,254	(18,987)
5030001	SALARY-PROFESSIONAL STAFF	0	0	41,121	170,706	(170,706)
5040001	SALARY-STAFF	174,312	352,326	181,511	196,216	156,110
5070001	WAGES	0	0	17,650	43,694	(43,694)
5080003	OVERTIME	568	4,000	2,796	4,000	0
5080004	HOLIDAY OVERTIME	64	1,000	983	1,000	0
5080006	OVERRIDE	0	0	2,936	0	0
5080021	INSURANCE OPT-OUT	1,846	2,000	2,400	3,000	(1,000)
5080022	SUPPLEMENTAL PAY	0	0	0	0	0
5080023	YEAREND BUY BACK	874	0	5,955	3,000	(3,000)
5080024	TERMINATION BUY BACK	0	0	3,830	0	0
5080026	VEHICLE ALLOWANCE	0	0	0	0	0
5080029	CELL PHONE ALLOWANCE	4,451	4,620	4,249	4,620	0
5084101	C/O R.M.S. ALL DEPTS	0	0	0	0	0
5090020	FB-COMPENSATED ABSENCES	0	0	0	0	0
5112002	SUPPLIES-HOUSEKEEPING	0	0	0	0	0
5116001	SUPPLIES-OFFICE	11,445	10,500	9,299	11,000	(500)
5116016	SUPPLIES-BOOKS & PERIODIC	252	305	342	1,000	(695)
5140001	EQUIP NON CAPITAL	225	200	0	1,000	(800)
5140008	DESIGNATED NON-CAPITAL	0	50,000	0	0	50,000
5140009	ENC-SOFTWARE	928	0	1,032	2,500	(2,500)
5150000	ENC-INVENTORY ASSETS	26,562	9,030	17,966	36,950	(27,920)
5190021	SUPPLIES-SAFETY EQUIP	142	0	141	0	0
5200001	GENERAL OPERATING EXP	285,340	302,300	108,418	303,000	(700)
5201501	TELEPHONE	7,550	9,000	7,584	9,000	0
5201511	INTERNET SERVICE	2,461	3,000	2,489	3,000	0
5212001	POSTAGE	4,769	10,000	11,341	12,000	(2,000)
5213100	PROFESSIONAL DUES	911	3,000	3,643	3,000	0
5213302	STAFF TRAINING & DEVELOP	12,567	12,000	19,580	12,000	0
5213303	MEETING EXPENSES	245	500	726	1,000	(500)
5214000	TRAVEL & TRANSPORTATION	583	500	4,354	1,000	(500)
5214106	TRAVEL - EZ PASS	0	0	0	0	0
5215100	ADVERTISING EXPENSE	0	5,000	0	15,000	(10,000)
5216401	RENTAL-EQUIPMENT LEASES	0	0	0	0	0
5216501	RENTAL-LEASED VEHICLES	4,456	55,000	8,248	110,000	(55,000)
5219107	OTHGEN-UNCOLL ACCT EXP	3,275	1,300	27,226	1,300	0
5219111	OTHGEN-INTERNS STIPENDS	1,980	0	0	0	0
5219132	SAFETY COMMITTEE	9,537	12,000	1,843	12,000	0
5231100	PROFSVC-LEGAL SERVICES	34,952	10,000	93,916	18,000	(8,000)
5231201	PROFSVC-ACCTG/AUDITING	0	5,500	0	5,500	0
5231207	PROFSVC-MARKETING SERVICE	16,653	15,000	0	30,000	(15,000)
5231221	PROFSVC-INVESTMENT MGT	37,829	45,000	41,152	45,000	0
5231400	PROFSVC-ENGINEERING SERVI	621,725	350,000	0	500,000	(150,000)
5232001	CONTRMAINT-EQUIPMENT	2,181	5,462	1,841	3,500	1,962

## 2024 Budget by Fund and Dept

12-21-23

Account	Account Title	Prior Year Actual	Current Year Budget	Current Year Projected	New Year Budget	Budget Change
5233021	PURSVC-DRG/ALCOHOL SCREEN	1,633	1,300	2,926	1,300	0
5233028	PURSVC-SECURITY SERVICES	4,028	2,000	0	2,000	0
5233400	CONTRACTED EMPLOYMT SVCS	0	0	0	0	0
5233500	SOFTWARE CONTRACTS	27,719	26,500	23,064	26,500	0
5253400	PS - COVID-19	0	0	0	0	0
5254501	PW-FINAL CLOSURE EXPENSES	291,332	284,200	296,536	300,000	(15,800)
5254502	PW-FIELD CLOSURE EXPENSE	796,705	777,200	426,958	800,000	(22,800)
5471002	M&R-TIRES	329	800	1,581	1,000	(200)
5471003	M&R-VEHICLE REPAIRS	3,433	700	2,489	2,000	(1,300)
5600001	DEPRECIATION EXPENSE	174,080	175,000	142,130	175,000	0
5831004	DENTAL / REGULAR	9,484	7,000	9,148	7,306	(306)
5831007	PRESCRIPTION DRUGS	10,634	10,104	47,272	15,000	(4,896)
5831009	CORESOURCE CLAIMS	80,623	90,000	477,052	162,162	(72,162)
5831017	CORESOURCE ADMIN FEE	15,978	20,000	88,210	82,205	(62,205)
5832000	SOCIAL SECURITY	109,978	41,799	83,938	61,496	(19,697)
5834000	LIFE INSURANCE	337	300	337	896	(596)
5835000	WORKER COMP	10,394	14,288	21,859	35,118	(20,830)
5838000	RETIREMENT FUND	35,916	25,912	0	42,000	(16,088)
5839008	RMS OPEB BENEFIT 575	0	450,000	450,000	450,000	0
5839010	RMS RETIREMENT BENEFIT	0	176,000	176,000	176,000	0
5841000	INSURAN-SPECIAL LIABILITY	22,267	23,000	25,000	25,000	(2,000)
5853150	OTHER-PW BRADY TWP GRANT	0	0	0	0	0
5870206	REIMBEXP-EE PAYROLL DEDUC	65,289	17,000	0	50,800	33,800
5891000	MISCEXP-CAP FRINGE BENEFI	0	0	0	0	0
5891001	MISCEXP-CAP INDIRECT COST	121,242	100,000	114,018	110,000	(10,000)
5910001	INTERFUND TRANSFER-RMS	2,080,946	2,030,000	1,651,790	2,000,000	30,000
<b>Expenditures - Total</b>		<b>5,332,488</b>	<b>5,889,913</b>	<b>4,794,581</b>	<b>6,378,422</b>	<b>(488,509)</b>
<b>4101 - LF ADMINISTRATION - Total</b>		<b>(3,172,889)</b>	<b>(6,680,937)</b>	<b>(5,996,800)</b>	<b>(6,742,428)</b>	<b>61,491</b>

# 2024 Budget by Fund and Dept

12-21-23

Account	Account Title	Prior Year Actual	Current Year Budget	Current Year Projected	New Year Budget	Budget Change
<b>5000 - RESOURCE MGMT SYSTEM</b>						
<b>4102 - LF OPT. ADMIN</b>						
4710000	MISCELLANEOUS INCOME	0	0	0	0	0
4730001	PROC-NON CASH SALE ASSETS	0	0	0	0	0
4730002	PROC-CASH SALE ASSETS	0	0	0	0	0
4730019	COST OF ASSET SOLD	0	0	0	0	0
<b>Revenues - Total</b>		<b>0</b>	<b>0</b>	<b>0</b>	<b>0</b>	<b>0</b>
5040001	SALARY-STAFF	176,698	172,791	191,888	226,345	(53,554)
5070001	WAGES	0	0	0	0	0
5080003	OVERTIME	12,308	15,000	15,619	17,000	(2,000)
5080004	HOLIDAY OVERTIME	1,939	3,000	2,547	3,000	0
5080005	ON-CALL	0	0	0	0	0
5080006	OVERRIDE	5	0	313	0	0
5080021	INSURANCE OPT-OUT	0	0	0	0	0
5080022	SUPPLEMENTAL PAY	0	0	0	0	0
5080023	YEAREND BUY BACK	1,120	0	2,551	2,000	(2,000)
5080024	TERMINATION BUY BACK	0	0	0	0	0
5112002	SUPPLIES-HOUSEKEEPING	20,983	25,000	21,479	25,000	0
5117003	CLOTHING & UNIFORMS	33,034	32,000	29,878	32,000	0
5140001	EQUIP NON CAPITAL	47	400	246	1,000	(600)
5150000	ENC-INVENTORY ASSETS	0	0	0	0	0
5190021	SUPPLIES-SAFETY EQUIP	20,786	30,000	32,641	35,000	(5,000)
5200001	GENERAL OPERATING EXP	76,263	72,100	56,035	75,000	(2,900)
5201100	ELECTRIC	16,987	20,000	16,980	20,000	0
5201400	WATER AND SEWER	48,195	30,000	22,000	32,000	(2,000)
5201508	CELLULAR TELEPHONES	4,045	6,000	5,000	6,000	0
5213100	PROFESSIONAL DUES	220	260	0	1,000	(740)
5233021	PURSVC-DRG/ALCOHOL SCREEN	2,731	5,000	3,588	5,000	0
5233400	CONTRACTED EMPLOYMT SVCS	2,249	0	0	0	0
5253400	PS - COVID-19	0	0	0	0	0
5400001	MAINTENANCE & REPAIRS	0	0	0	0	0
5456001	M&R-OPT EQUIP (RMS)	6,626	7,600	9,164	8,000	(400)
5471002	M&R-TIRES	0	0	0	0	0
5600001	DEPRECIATION EXPENSE	27,155	21,286	21,068	22,000	(714)
5831004	DENTAL / REGULAR	2,907	2,000	2,577	3,321	(1,321)
5831007	PRESCRIPTION DRUGS	6,453	4,129	2,035	5,000	(871)
5831009	CORESOURCE CLAIMS	61,613	65,000	19,866	90,090	(25,090)
5831017	CORESOURCE ADMIN FEE	9,104	8,000	3,776	37,836	(29,836)
5832000	SOCIAL SECURITY	8,332	14,303	13,496	17,315	(3,012)
5834000	LIFE INSURANCE	110	150	98	138	12
5835000	WORKER COMP	2,343	3,764	3,605	6,852	(3,088)
5838000	RETIREMENT FUND	11,859	8,891	0	15,000	(6,109)
5870206	REIMBEXP-EE PAYROLL DEDUC	8,450	6,500	0	11,600	5,100
5891000	MISCEXP-CAP FRINGE BENEFIT	0	0	0	0	0
5891001	MISCEXP-CAP INDIRECT COST	44,889	50,543	43,733	56,000	(5,457)

# 2024 Budget by Fund and Dept

12-21-23

Account	Account Title	Prior Year Actual	Current Year Budget	Current Year Projected	New Year Budget	Budget Change
<b>Expenditures - Total</b>		<b>590,551</b>	<b>590,717</b>	<b>520,182</b>	<b>730,297</b>	<b>(139,580)</b>
<b>4102 - LF OPT. ADMIN - Total</b>		<b>590,551</b>	<b>590,717</b>	<b>520,182</b>	<b>730,297</b>	<b>(139,580)</b>

# 2024 Budget by Fund and Dept

12-21-23

Account	Account Title	Prior Year Actual	Current Year Budget	Current Year Projected	New Year Budget	Budget Change
<b>5000 - RESOURCE MGMT SYSTEM</b>						
<b>4103 - LF SHOP ADMIN</b>						
4730001	PROC-NON CASH SALE ASSETS	0	0	0	0	0
4730002	PROC-CASH SALE ASSETS	0	0	0	0	0
4730019	COST OF ASSET SOLD	0	0	0	0	0
<b>Revenues - Total</b>		<b>0</b>	<b>0</b>	<b>0</b>	<b>0</b>	<b>0</b>
5040001	SALARY-STAFF	0	0	0	0	0
5080003	OVERTIME	0	0	0	0	0
5080004	HOLIDAY OVERTIME	0	0	0	0	0
5080021	INSURANCE OPT-OUT	0	0	0	0	0
5080022	SUPPLEMENTAL PAY	0	0	0	0	0
5080023	YEAREND BUY BACK	0	0	0	0	0
5080024	TERMINATION BUY BACK	0	0	0	0	0
5891000	MISCEXP-CAP FRINGE BENEFI	0	0	0	0	0
5891001	MISCEXP-CAP INDIRECT COST	0	0	0	0	0
<b>Expenditures - Total</b>		<b>0</b>	<b>0</b>	<b>0</b>	<b>0</b>	<b>0</b>
<b>4103 - LF SHOP ADMIN - Total</b>		<b>0</b>	<b>0</b>	<b>0</b>	<b>0</b>	<b>0</b>

# 2024 Budget by Fund and Dept

12-21-23

Account	Account Title	Prior Year Actual	Current Year Budget	Current Year Projected	New Year Budget	Budget Change
<b>5000 - RESOURCE MGMT SYSTEM</b>						
<b>4201 - LF EARTH MOVING</b>						
4730001	PROC-NON CASH SALE ASSETS	0	0	0	0	0
4730002	PROC-CASH SALE ASSETS	0	0	0	0	0
4730019	COST OF ASSET SOLD	0	0	0	0	0
<b>Revenues - Total</b>		<b>0</b>	<b>0</b>	<b>0</b>	<b>0</b>	<b>0</b>
5040001	SALARY-STAFF	109,374	232,979	93,826	219,885	13,094
5070001	WAGES	0	0	0	0	0
5080003	OVERTIME	7,699	25,000	3,088	25,000	0
5080004	HOLIDAY OVERTIME	2,567	8,000	2,608	8,000	0
5080006	OVERRIDE	0	0	0	0	0
5080021	INSURANCE OPT-OUT	0	0	0	1,000	(1,000)
5080022	SUPPLEMENTAL PAY	0	0	0	0	0
5080023	YEAREND BUY BACK	360	0	0	0	0
5080024	TERMINATION BUY BACK	8,634	0	0	0	0
5140001	EQUIP NON CAPITAL	0	200	0	1,000	(800)
5200001	GENERAL OPERATING EXP	100	200	0	1,000	(800)
5201511	INTERNET SERVICE	0	0	0	0	0
5233400	CONTRACTED EMPLOYMT SVCS	56,667	25,000	0	25,000	0
5253400	PS - COVID-19	0	0	0	0	0
5400001	MAINTENANCE & REPAIRS	0	250	0	1,000	(750)
5456001	M&R-OPT EQUIP (RMS)	101,633	150,000	114,017	153,000	(3,000)
5471001	M&R-OIL GREASE/PARTS WASH	0	0	0	0	0
5471002	M&R-TIRES	60,509	35,000	42,571	35,000	0
5471003	M&R-VEHICLE REPAIRS	7,455	4,800	6,886	6,000	(1,200)
5600001	DEPRECIATION EXPENSE	258,143	228,245	207,167	230,000	(1,755)
5831004	DENTAL / REGULAR	2,163	2,677	1,831	3,321	(644)
5831007	PRESCRIPTION DRUGS	6,312	7,221	1,208	7,000	221
5831009	CORESOURCE CLAIMS	52,236	108,237	12,340	54,054	54,183
5831017	CORESOURCE ADMIN FEE	7,922	11,999	2,281	21,678	(9,679)
5832000	SOCIAL SECURITY	8,051	20,187	9,503	16,974	3,213
5834000	LIFE INSURANCE	89	152	73	448	(296)
5835000	WORKER COMP	11,495	18,306	5,199	15,238	3,068
5838000	RETIREMENT FUND	18,489	12,619	0	15,000	(2,381)
5870206	REIMBEXP-EE PAYROLL DEDUC	6,991	13,097	0	4,200	(8,897)
5891000	MISCEXP-CAP FRINGE BENEFI	0	0	0	0	0
5891001	MISCEXP-CAP INDIRECT COST	30,264	60,463	22,809	67,000	(6,537)
5898001	SALARY TRANS CAP OR CNTY	0	0	0	0	0
5898002	OVERTIME TRANS CAP. PROJ.	0	0	0	0	0
5898003	FRINGE TRANS CAP OR CNTY	0	0	0	0	0
5898004	INDIRECT TRANS CAP OR CNT	0	0	0	0	0
<b>Expenditures - Total</b>		<b>743,170</b>	<b>938,438</b>	<b>525,407</b>	<b>902,398</b>	<b>36,040</b>
<b>4201 - LF EARTH MOVING - Total</b>		<b>743,170</b>	<b>938,438</b>	<b>525,407</b>	<b>902,398</b>	<b>36,040</b>



# 2024 Budget by Fund and Dept

12-21-23

Account	Account Title	Prior Year Actual	Current Year Budget	Current Year Projected	New Year Budget	Budget Change
<b>5000 - RESOURCE MGMT SYSTEM</b>						
<b>4202 - LF WASTE MOVEMENT</b>						
4730001	PROC-NON CASH SALE ASSETS	0	0	0	0	0
4730002	PROC-CASH SALE ASSETS	0	0	0	0	0
4730019	COST OF ASSET SOLD	0	0	0	0	0
<b>Revenues - Total</b>		<b>0</b>	<b>0</b>	<b>0</b>	<b>0</b>	<b>0</b>
5020001	SALARY DIRECTOR/DEPT HEAD	67,893	164,850	78,641	80,704	84,146
5040001	SALARY-STAFF	258,474	385,542	359,251	417,725	(32,183)
5070001	WAGES	0	0	85,962	7,129	(7,129)
5080003	OVERTIME	53,626	25,000	13,419	25,000	0
5080004	HOLIDAY OVERTIME	5,978	7,000	7,436	7,000	0
5080005	ON-CALL	0	0	971	0	0
5080006	OVERRIDE	0	0	0	0	0
5080021	INSURANCE OPT-OUT	1,788	2,000	3,046	3,000	(1,000)
5080022	SUPPLEMENTAL PAY	0	0	0	0	0
5080023	YEAREND BUY BACK	0	0	0	0	0
5080024	TERMINATION BUY BACK	356	0	3,234	0	0
5080029	CELL PHONE ALLOWANCE	506	660	397	660	0
5118004	SUPPLIES-OPERATING	56,767	44,000	1,052	44,000	0
5140001	EQUIP NON CAPITAL	30	0	70	0	0
5150000	ENC-INVENTORY ASSETS	0	0	0	0	0
5200001	GENERAL OPERATING EXP	400	250	49	1,000	(750)
5213100	PROFESSIONAL DUES	0	260	0	1,000	(740)
5215100	ADVERTISING EXPENSE	0	0	0	0	0
5216401	RENTAL-EQUIPMENT LEASES	0	2,000	1,817	2,000	0
5216501	RENTAL-LEASED VEHICLES	0	0	13,168	0	0
5232005	CONTRMAINT-GPS UNITS	11,747	8,000	1,342	8,000	0
5233400	CONTRACTED EMPLOYMT SVCS	65,068	50,000	0	50,000	0
5253400	PS - COVID-19	0	0	0	0	0
5400001	MAINTENANCE & REPAIRS	0	0	397	0	0
5430003	M&R-RADIO REPAIRS	295	0	220	0	0
5456001	M&R-OPT EQUIP (RMS)	171,432	159,400	196,842	160,000	(600)
5471002	M&R-TIRES	2,454	8,000	28,019	8,000	0
5471003	M&R-VEHICLE REPAIRS	3,920	750	1,535	2,000	(1,250)
5600001	DEPRECIATION EXPENSE	756,458	1,000,000	586,644	2,000,000	(1,000,000)
5752004	INTEREST 2017 RMS BOND	241,112	232,948	210,284	245,000	(12,052)
5752015	INT- 2012 BOND SERIES A	0	0	0	0	0
5752021	INT-2020 BOND SERIES B	93,548	92,676	72,250	83,000	9,676
5791010	2012 BOND SER A ISSUANCE	3,159	2,916	2,586	3,000	(84)
5791014	2017 BOND ISSUANCE COST	8,184	8,184	7,257	9,000	(816)
5791016	2020 BOND SER B ISSUANCE	357	357	316	400	(43)
5831004	DENTAL / REGULAR	4,666	5,500	4,556	6,641	(1,141)
5831007	PRESCRIPTION DRUGS	12,800	8,217	4,221	10,000	(1,783)
5831009	CORESOURCE CLAIMS	102,679	75,000	43,105	144,144	(69,144)
5831017	CORESOURCE ADMIN FEE	19,272	15,000	7,968	80,482	(65,482)

## 2024 Budget by Fund and Dept

12-21-23

Account	Account Title	Prior Year Actual	Current Year Budget	Current Year Projected	New Year Budget	Budget Change
5832000	SOCIAL SECURITY	16,828	34,599	36,046	38,828	(4,229)
5834000	LIFE INSURANCE	193	200	174	276	(76)
5835000	WORKER COMP	17,211	27,770	15,870	35,035	(7,265)
5838000	RETIREMENT FUND	25,440	18,675	0	28,000	(9,325)
5870206	REIMBEXP-EE PAYROLL DEDUC	9,410	18,300	0	24,700	6,400
5870207	REIMBEXP-NONRAINBW PR DED	125	0	0	0	0
5891000	MISCEXP-CAP FRINGE BENEFI	0	0	0	0	0
5891001	MISCEXP-CAP INDIRECT COST	89,969	75,000	107,755	83,000	(8,000)
5898001	SALARY TRANS CAP OR CNTY	0	0	0	0	0
5898002	OVERTIME TRANS CAP. PROJ.	0	0	0	0	0
5898003	FRINGE TRANS CAP OR CNTY	0	0	0	0	0
5898004	INDIRECT TRANS CAP OR CNT	0	0	0	0	0
<b>Expenditures - Total</b>		<b>2,083,077</b>	<b>2,436,454</b>	<b>1,895,901</b>	<b>3,559,325</b>	<b>(1,122,871)</b>
<b>4202 - LF WASTE MOVEMENT - Total</b>		<b>2,083,077</b>	<b>2,436,454</b>	<b>1,895,901</b>	<b>3,559,325</b>	<b>(1,122,871)</b>

# 2024 Budget by Fund and Dept

12-21-23

Account	Account Title	Prior Year Actual	Current Year Budget	Current Year Projected	New Year Budget	Budget Change
<b>5000 - RESOURCE MGMT SYSTEM</b>						
<b>4203 - RMS SCREENING PROCESS</b>						
4730001	PROC-NON CASH SALE ASSETS	0	0	0	0	0
4730002	PROC-CASH SALE ASSETS	0	0	0	0	0
4730019	COST OF ASSET SOLD	0	0	0	0	0
<b>Revenues - Total</b>		<b>0</b>	<b>0</b>	<b>0</b>	<b>0</b>	<b>0</b>
5040001	SALARY-STAFF	96,515	135,702	47,943	49,232	86,470
5070001	WAGES	0	0	0	0	0
5080003	OVERTIME	25,438	28,000	21,082	5,000	23,000
5080004	HOLIDAY OVERTIME	1,580	5,000	1,324	1,000	4,000
5080006	OVERRIDE	0	0	0	0	0
5080021	INSURANCE OPT-OUT	981	1,000	1,015	1,000	0
5080022	SUPPLEMENTAL PAY	0	0	0	0	0
5080023	YEAREND BUY BACK	0	0	0	0	0
5080024	TERMINATION BUY BACK	486	0	0	0	0
5140001	EQUIP NON CAPITAL	723	400	248	1,000	(600)
5150000	ENC-INVENTORY ASSETS	0	0	0	0	0
5199000	OTHER MATERIAL & SUPPLIES	0	0	0	0	0
5213100	PROFESSIONAL DUES	0	260	0	1,000	(740)
5233400	CONTRACTED EMPLOYMT SVCS	24,106	11,000	0	8,000	3,000
5253400	PS - COVID-19	0	0	0	0	0
5456001	M&R-OPT EQUIP (RMS)	83,496	38,920	71,730	64,400	(25,480)
5471001	M&R-OIL GREASE/PARTS WASH	392	0	0	0	0
5471002	M&R-TIRES	7,693	5,000	3,758	5,000	0
5600001	DEPRECIATION EXPENSE	106,341	50,388	87,580	55,000	(4,612)
5831004	DENTAL / REGULAR	1,798	2,000	771	664	1,336
5831007	PRESCRIPTION DRUGS	4,445	4,109	0	4,000	109
5831009	CORESOURCE CLAIMS	49,960	30,000	0	0	30,000
5831017	CORESOURCE ADMIN FEE	5,526	5,000	0	5,000	0
5832000	SOCIAL SECURITY	7,566	12,300	4,456	3,843	8,457
5834000	LIFE INSURANCE	49	100	24	28	72
5835000	WORKER COMP	6,422	10,107	1,424	3,412	6,695
5838000	RETIREMENT FUND	9,592	7,575	0	11,000	(3,425)
5870206	REIMBEXP-EE PAYROLL DEDUC	3,618	6,000	0	500	(5,500)
5891000	MISCEXP-CAP FRINGE BENEFI	0	0	0	0	0
5891001	MISCEXP-CAP INDIRECT COST	29,157	43,054	14,650	48,000	(4,946)
5898001	SALARY TRANS CAP OR CNTY	0	0	0	0	0
5898002	OVERTIME TRANS CAP. PROJ.	0	0	0	0	0
5898003	FRINGE TRANS CAP OR CNTY	0	0	0	0	0
5898004	INDIRECT TRANS CAP OR CNT	0	0	0	0	0
<b>Expenditures - Total</b>		<b>458,647</b>	<b>383,915</b>	<b>256,004</b>	<b>266,079</b>	<b>117,836</b>
<b>4203 - RMS SCREENING PROCESS - Total</b>		<b>458,647</b>	<b>383,915</b>	<b>256,004</b>	<b>266,079</b>	<b>117,836</b>

# 2024 Budget by Fund and Dept

12-21-23

Account	Account Title	Prior Year Actual	Current Year Budget	Current Year Projected	New Year Budget	Budget Change
<b>5000 - RESOURCE MGMT SYSTEM</b>						
<b>4204 - LF SUPPORT SERVICES</b>						
4730001	PROC-NON CASH SALE ASSETS	0	0	0	0	0
4730002	PROC-CASH SALE ASSETS	0	0	0	0	0
4730019	COST OF ASSET SOLD	0	0	0	0	0
<b>Revenues - Total</b>		<b>0</b>	<b>0</b>	<b>0</b>	<b>0</b>	<b>0</b>
5020001	SALARY DIRECTOR/DEPT HEAD	0	0	0	0	0
5040001	SALARY-STAFF	315,544	398,811	331,509	470,385	(71,574)
5070001	WAGES	4,036	15,000	52,832	28,464	(13,464)
5080003	OVERTIME	35,592	30,000	43,548	30,000	0
5080004	HOLIDAY OVERTIME	3,185	5,000	9,067	5,000	0
5080005	ON-CALL	99	0	883	0	0
5080021	INSURANCE OPT-OUT	0	0	0	0	0
5080022	SUPPLEMENTAL PAY	0	0	0	0	0
5080023	YEAREND BUY BACK	1,611	0	15,218	7,000	(7,000)
5080024	TERMINATION BUY BACK	0	0	2,966	0	0
5080029	CELL PHONE ALLOWANCE	0	0	0	0	0
5116001	SUPPLIES-OFFICE	0	0	0	0	0
5118004	SUPPLIES-OPERATING	32,668	7,400	13,934	16,000	(8,600)
5130001	SUPPLIES-MAINT. & REPAIR	1,552	1,700	694	2,000	(300)
5140001	EQUIP NON CAPITAL	5,477	2,500	2,531	3,000	(500)
5150000	ENC-INVENTORY ASSETS	0	0	0	0	0
5199000	OTHER MATERIAL & SUPPLIES	2,454	0	2,877	0	0
5200001	GENERAL OPERATING EXP	400	700	0	1,000	(300)
5213100	PROFESSIONAL DUES	1,931	260	4,320	1,000	(740)
5213302	STAFF TRAINING & DEVELOP	0	0	0	0	0
5216401	RENTAL-EQUIPMENT LEASES	36,032	500	3,802	1,000	(500)
5216501	RENTAL-LEASED VEHICLES	0	0	0	0	0
5233024	PURSVC-PRISON WORK CREWS	3,250	4,400	4,666	5,000	(600)
5233400	CONTRACTED EMPLOYMT SVCS	83,307	55,000	0	30,000	25,000
5253400	PS - COVID-19	0	0	0	0	0
5400001	MAINTENANCE & REPAIRS	554	2,500	571	3,000	(500)
5410001	M&R-LAND & IMPROVEMENTS	32,714	31,000	34,053	39,000	(8,000)
5421000	M&R-BUILDINGS & IMPROVEME	46,856	40,000	29,117	40,000	0
5430003	M&R-RADIO REPAIRS	1,510	1,200	11,678	2,000	(800)
5456001	M&R-OPT EQUIP (RMS)	108,075	50,000	72,456	64,000	(14,000)
5471002	M&R-TIRES	5,628	4,000	2,028	4,000	0
5471003	M&R-VEHICLE REPAIRS	20,818	16,700	5,939	17,000	(300)
5600001	DEPRECIATION EXPENSE	78,859	54,349	63,336	55,000	(651)
5831004	DENTAL / REGULAR	4,844	5,000	3,147	5,977	(977)
5831007	PRESCRIPTION DRUGS	11,773	12,377	1,998	16,000	(3,623)
5831009	CORESOURCE CLAIMS	87,811	85,000	19,177	162,162	(77,162)
5831017	CORESOURCE ADMIN FEE	16,632	15,000	3,627	89,314	(74,314)
5832000	SOCIAL SECURITY	17,147	33,473	26,061	38,162	(4,689)
5834000	LIFE INSURANCE	166	200	119	248	(48)

# 2024 Budget by Fund and Dept

12-21-23

Account	Account Title	Prior Year Actual	Current Year Budget	Current Year Projected	New Year Budget	Budget Change
5835000	WORKER COMP	18,770	29,745	13,972	34,570	(4,825)
5838000	RETIREMENT FUND	27,255	21,492	0	28,000	(6,508)
5870206	REIMBEXP-EE PAYROLL DEDUC	15,666	20,000	0	16,300	(3,700)
5870207	REIMBEXP-NONRAINBW PR DED	17	0	0	0	0
5891000	MISCEXP-CAP FRINGE BENEFI	0	0	0	0	0
5891001	MISCEXP-CAP INDIRECT COST	83,920	110,737	85,214	122,000	(11,263)
5898001	SALARY TRANS CAP OR CNTY	0	0	0	0	0
5898002	OVERTIME TRANS CAP. PROJ.	0	0	0	0	0
5898003	FRINGE TRANS CAP OR CNTY	0	0	0	0	0
5898004	INDIRECT TRANS CAP OR CNT	0	0	0	0	0
<b>Expenditures - Total</b>		<b>1,074,786</b>	<b>1,014,044</b>	<b>861,340</b>	<b>1,303,983</b>	<b>(289,939)</b>
<b>4204 - LF SUPPORT SERVICES - Total</b>		<b>1,074,786</b>	<b>1,014,044</b>	<b>861,340</b>	<b>1,303,983</b>	<b>(289,939)</b>

# 2024 Budget by Fund and Dept

12-21-23

Account	Account Title	Prior Year Actual	Current Year Budget	Current Year Projected	New Year Budget	Budget Change
<b>5000 - RESOURCE MGMT SYSTEM</b>						
<b>4205 - LF SHOP / MAINT.</b>						
4730001	PROC-NON CASH SALE ASSETS	0	0	0	0	0
4730002	PROC-CASH SALE ASSETS	0	0	0	0	0
4730019	COST OF ASSET SOLD	0	0	0	0	0
<b>Revenues - Total</b>		<b>0</b>	<b>0</b>	<b>0</b>	<b>0</b>	<b>0</b>
5020001	SALARY DIRECTOR/DEPT HEAD	0	0	0	0	0
5040001	SALARY-STAFF	228,724	260,568	257,054	215,975	44,593
5070001	WAGES	0	0	0	0	0
5080003	OVERTIME	16,557	13,000	18,341	16,000	(3,000)
5080004	HOLIDAY OVERTIME	5,163	5,000	10,903	15,000	(10,000)
5080021	INSURANCE OPT-OUT	500	1,000	972	1,000	0
5080022	SUPPLEMENTAL PAY	0	0	0	0	0
5080023	YEAREND BUY BACK	855	0	4,800	2,000	(2,000)
5080024	TERMINATION BUY BACK	0	0	0	0	0
5080025	TOOL ALLOWANCE	4,351	4,800	10,434	6,000	(1,200)
5100001	MATERIAL & SUPPLIES	0	0	0	0	0
5130001	SUPPLIES-MAINT. & REPAIR	21,930	15,000	36,007	30,000	(15,000)
5140001	EQUIP NON CAPITAL	5,400	6,000	13,446	6,000	0
5150000	ENC-INVENTORY ASSETS	0	0	0	0	0
5199000	OTHER MATERIAL & SUPPLIES	9,847	12,000	16,362	20,000	(8,000)
5200001	GENERAL OPERATING EXP	0	300	926	1,000	(700)
5213302	STAFF TRAINING & DEVELOP	350	100	27	1,000	(900)
5233028	PURSVC-SECURITY SERVICES	1,933	1,500	0	2,000	(500)
5233400	CONTRACTED EMPLOYMT SVCS	239	15,000	0	15,000	0
5253400	PS - COVID-19	0	0	0	0	0
5400001	MAINTENANCE & REPAIRS	0	0	0	0	0
5410001	M&R-LAND & IMPROVEMENTS	0	1,000	0	1,000	0
5421000	M&R-BUILDINGS & IMPROVEME	3,489	5,000	3,968	5,000	0
5456001	M&R-OPT EQUIP (RMS)	44,383	30,000	28,096	35,000	(5,000)
5471000	M&R-DIESEL FUEL & GAS	899,684	750,000	631,716	750,000	0
5471001	M&R-OIL GREASE/PARTS WASH	71,796	75,000	87,301	75,000	0
5471002	M&R-TIRES	403	1,700	0	2,000	(300)
5471003	M&R-VEHICLE REPAIRS	433	2,180	203	3,000	(820)
5600001	DEPRECIATION EXPENSE	22,930	27,414	29,301	28,000	(586)
5831004	DENTAL / REGULAR	3,325	4,000	2,878	2,657	1,343
5831007	PRESCRIPTION DRUGS	9,250	8,217	2,719	8,000	217
5831009	CORESOURCE CLAIMS	80,755	70,000	27,765	72,072	(2,072)
5831017	CORESOURCE ADMIN FEE	13,571	12,000	5,132	45,670	(33,670)
5832000	SOCIAL SECURITY	11,600	17,937	12,348	16,522	1,415
5834000	LIFE INSURANCE	110	100	98	110	(10)
5835000	WORKER COMP	9,873	14,861	6,245	14,967	(106)
5838000	RETIREMENT FUND	14,708	11,168	0	18,000	(6,832)
5870206	REIMBEXP-EE PAYROLL DEDUC	9,240	15,000	0	10,600	(4,400)
5870207	REIMBEXP-NONRAINBW PR DED	401	0	0	0	0

# 2024 Budget by Fund and Dept

12-21-23

Account	Account Title	Prior Year Actual	Current Year Budget	Current Year Projected	New Year Budget	Budget Change
5891000	MISCEXP-CAP FRINGE BENEFI	0	0	0	0	0
5891001	MISCEXP-CAP INDIRECT COST	58,560	63,500	54,391	70,000	(6,500)
<b>Expenditures - Total</b>		<b>1,531,079</b>	<b>1,413,345</b>	<b>1,261,434</b>	<b>1,467,374</b>	<b>(54,029)</b>
<b>4205 - LF SHOP / MAINT. - Total</b>		<b>1,531,079</b>	<b>1,413,345</b>	<b>1,261,434</b>	<b>1,467,374</b>	<b>(54,029)</b>

# 2024 Budget by Fund and Dept

12-21-23

Account	Account Title	Prior Year Actual	Current Year Budget	Current Year Projected	New Year Budget	Budget Change
<b>5000 - RESOURCE MGMT SYSTEM</b>						
<b>4206 - LF WELD SHOP</b>						
4730001	PROC-NON CASH SALE ASSETS	0	0	0	0	0
4730002	PROC-CASH SALE ASSETS	0	0	0	0	0
4730019	COST OF ASSET SOLD	0	0	0	0	0
<b>Revenues - Total</b>		<b>0</b>	<b>0</b>	<b>0</b>	<b>0</b>	<b>0</b>
5020001	SALARY DIRECTOR/DEPT HEAD	0	0	0	0	0
5040001	SALARY-STAFF	51,297	57,537	57,575	41,520	16,017
5070001	WAGES	0	0	0	0	0
5080003	OVERTIME	20,275	15,000	28,639	15,000	0
5080004	HOLIDAY OVERTIME	1,676	2,500	2,678	2,500	0
5080006	OVERRIDE	0	0	0	0	0
5080021	INSURANCE OPT-OUT	0	0	0	0	0
5080022	SUPPLEMENTAL PAY	0	0	0	0	0
5080023	YEAREND BUY BACK	474	0	2,400	0	0
5080024	TERMINATION BUY BACK	0	0	0	0	0
5118004	SUPLIES-OPERATING	6,379	6,000	3,669	6,000	0
5140001	EQUIP NON CAPITAL	4,396	4,000	449	4,000	0
5150000	ENC-INVENTORY ASSETS	0	0	0	0	0
5199000	OTHER MATERIAL & SUPPLIES	9,646	12,000	18,361	18,000	(6,000)
5201100	ELECTRIC	2,228	2,800	3,353	4,000	(1,200)
5233400	CONTRACTED EMPLOYMT SVCS	0	0	0	0	0
5253400	PS - COVID-19	0	0	0	0	0
5421000	M&R-BUILDINGS & IMPROVEME	1,414	15,000	293	1,000	14,000
5456001	M&R-OPT EQUIP (RMS)	0	350	0	2,000	(1,650)
5471002	M&R-TIRES	0	0	0	0	0
5471003	M&R-VEHICLE REPAIRS	0	2,000	0	2,000	0
5600001	DEPRECIATION EXPENSE	6,931	18,294	5,377	20,000	(1,706)
5831004	DENTAL / REGULAR	1,114	1,200	988	664	536
5831007	PRESCRIPTION DRUGS	2,157	2,054	604	4,000	(1,946)
5831009	CORESOURCE CLAIMS	26,694	18,000	6,170	0	18,000
5831017	CORESOURCE ADMIN FEE	3,014	3,000	1,140	3,000	0
5832000	SOCIAL SECURITY	3,763	4,976	2,600	3,253	1,723
5834000	LIFE INSURANCE	28	28	24	28	0
5835000	WORKER COMP	2,933	4,232	1,201	2,877	1,355
5838000	RETIREMENT FUND	4,342	3,104	0	5,000	(1,896)
5870206	REIMBEXP-EE PAYROLL DEDUC	3,230	5,000	0	0	(5,000)
5891000	MISCEXP-CAP FRINGE BENEFI	0	0	0	0	0
5891001	MISCEXP-CAP INDIRECT COST	17,141	17,646	15,046	20,000	(2,354)
<b>Expenditures - Total</b>		<b>162,675</b>	<b>184,721</b>	<b>150,567</b>	<b>154,842</b>	<b>29,879</b>
<b>4206 - LF WELD SHOP - Total</b>		<b>162,675</b>	<b>184,721</b>	<b>150,567</b>	<b>154,842</b>	<b>29,879</b>



# 2024 Budget by Fund and Dept

12-21-23

Account	Account Title	Prior Year Actual	Current Year Budget	Current Year Projected	New Year Budget	Budget Change
<b>5000 - RESOURCE MGMT SYSTEM</b>						
<b>4207 - LF LECHATE COLLECTION</b>						
4210311	FED-FLOOD DIS FEMA/PEMA	0	0	0	0	0
4730001	PROC-NON CASH SALE ASSETS	0	0	0	0	0
4730002	PROC-CASH SALE ASSETS	0	0	0	0	0
4730019	COST OF ASSET SOLD	0	0	0	0	0
<b>Revenues - Total</b>		<b>0</b>	<b>0</b>	<b>0</b>	<b>0</b>	<b>0</b>
5040001	SALARY-STAFF	0	0	0	0	0
5080003	OVERTIME	0	0	0	0	0
5080004	HOLIDAY OVERTIME	0	0	0	0	0
5080021	INSURANCE OPT-OUT	0	0	0	0	0
5080023	YEAREND BUY BACK	0	0	0	0	0
5080024	TERMINATION BUY BACK	0	0	0	0	0
5100001	MATERIAL & SUPPLIES	0	0	0	0	0
5114007	SUPPLIES-LABORATORY	1,367	500	291	1,000	(500)
5118004	SUPPLIES-OPERATING	73,960	30,000	85,278	100,000	(70,000)
5140001	EQUIP NON CAPITAL	356	1,400	956	2,000	(600)
5150000	ENC-INVENTORY ASSETS	0	0	0	0	0
5200001	GENERAL OPERATING EXP	528,254	125,000	550,000	550,000	(425,000)
5231100	PROFSVC-LEGAL SERVICES	0	0	0	0	0
5233028	PURSVC-SECURITY SERVICES	1,691	1,100	0	2,000	(900)
5233400	CONTRACTED EMPLOYMT SVCS	522	0	0	0	0
5253400	PS - COVID-19	0	0	0	0	0
5421000	M&R-BUILDINGS & IMPROVEME	552	1,000	11,580	5,000	(4,000)
5456001	M&R-OPT EQUIP (RMS)	29,072	15,000	83,219	50,000	(35,000)
5600001	DEPRECIATION EXPENSE	37,250	277,500	28,900	280,000	(2,500)
5752014	INTEREST 2010 BONDS	0	0	0	0	0
5752015	INT- 2012 BOND SERIES A	0	0	0	0	0
5752016	INT-2012 BOND SERIES C	0	0	0	0	0
5752019	INTEREST 2019 BOND	43,841	42,447	38,522	42,000	447
5752020	INT-2020 BOND SERIES A	96,470	91,459	146,166	131,980	(40,521)
5752021	INT-2020 BOND SERIES B	91,822	90,966	70,917	90,000	966
5791002	2019 BOND ISSUANCE COST	287	287	255	300	13
5791006	2007 BOND ISSUE	2,377	2,377	2,108	2,400	(23)
5791009	2010 RZED BOND ISSUANCE	1,099	1,099	955	1,100	(1)
5791010	2012 BOND SER A ISSUANCE	3,101	2,862	2,538	3,000	(138)
5791011	2012 BOND SER C ISSUANCE	3,251	3,251	2,882	3,300	(49)
5791015	2020 BOND SER A ISSUANCE	12,065	12,065	10,698	12,000	(65)
5791016	2020 BOND SER B ISSUANCE	350	350	310	400	(50)
5891000	MISCEXP-CAP FRINGE BENEFI	0	0	0	0	0
5891001	MISCEXP-CAP INDIRECT COST	0	0	0	0	0
<b>Expenditures - Total</b>		<b>902,983</b>	<b>673,959</b>	<b>1,013,669</b>	<b>1,251,880</b>	<b>(577,921)</b>
<b>4207 - LF LECHATE COLLECTION - Total</b>		<b>902,983</b>	<b>673,959</b>	<b>1,013,669</b>	<b>1,251,880</b>	<b>(577,921)</b>

# 2024 Budget by Fund and Dept

12-21-23

Account	Account Title	Prior Year Actual	Current Year Budget	Current Year Projected	New Year Budget	Budget Change
<b>5000 - RESOURCE MGMT SYSTEM</b>						
<b>4208 - LF GAS COLLECTION</b>						
4730001	PROC-NON CASH SALE ASSETS	0	0	0	0	0
4730002	PROC-CASH SALE ASSETS	0	0	0	0	0
4730019	COST OF ASSET SOLD	0	0	0	0	0
<b>Revenues - Total</b>		<b>0</b>	<b>0</b>	<b>0</b>	<b>0</b>	<b>0</b>
5040001	SALARY-STAFF	107,557	109,532	159,594	0	109,532
5070001	WAGES	0	0	0	0	0
5080003	OVERTIME	21,422	25,000	26,143	0	25,000
5080004	HOLIDAY OVERTIME	3,013	5,000	7,033	0	5,000
5080005	ON-CALL	3,488	3,000	6,387	0	3,000
5080006	OVERRIDE	1,162	0	0	0	0
5080021	INSURANCE OPT-OUT	0	0	0	0	0
5080022	SUPPLEMENTAL PAY	0	0	0	0	0
5080023	YEAREND BUY BACK	0	0	1,830	0	0
5080024	TERMINATION BUY BACK	0	0	4,048	0	0
5080025	TOOL ALLOWANCE	0	0	0	0	0
5118004	SUPPLIES-OPERATING	71,489	50,000	51,460	50,000	0
5140001	EQUIP NON CAPITAL	885	2,000	936	2,000	0
5150000	ENC-INVENTORY ASSETS	0	0	0	0	0
5200001	GENERAL OPERATING EXP	217	1,000	3,642	1,000	0
5213100	PROFESSIONAL DUES	0	260	0	1,000	(740)
5213302	STAFF TRAINING & DEVELOP	1,125	0	0	0	0
5215100	ADVERTISING EXPENSE	0	0	0	0	0
5233400	CONTRACTED EMPLOYMT SVCS	0	0	46,094	375,000	(375,000)
5253400	PS - COVID-19	0	0	0	0	0
5400001	MAINTENANCE & REPAIRS	6,319	7,500	21,005	8,000	(500)
5421000	M&R-BUILDINGS & IMPROVEME	1,405	150	1,069	1,000	(850)
5456001	M&R-OPT EQUIP (RMS)	19,558	35,800	17,131	37,000	(1,200)
5471002	M&R-TIRES	3,122	1,500	912	2,000	(500)
5471003	M&R-VEHICLE REPAIRS	3,370	4,150	7,140	5,000	(850)
5600001	DEPRECIATION EXPENSE	154,899	131,498	95,891	135,000	(3,502)
5752014	INTEREST 2010 BONDS	0	0	0	0	0
5752019	INTEREST 2019 BOND	45,979	44,517	40,401	47,000	(2,483)
5791002	2019 BOND ISSUANCE COST	301	301	267	300	(1)
5791009	2010 RZED BOND ISSUANCE	1,153	1,153	1,022	1,500	(347)
5831004	DENTAL / REGULAR	618	2,500	411	0	2,500
5831007	PRESCRIPTION DRUGS	2,370	5,207	1,319	0	5,207
5831009	CORESOURCE CLAIMS	19,547	45,000	13,266	0	45,000
5831017	CORESOURCE ADMIN FEE	3,030	8,000	2,455	0	8,000
5832000	SOCIAL SECURITY	7,693	10,339	1,533	1,850	8,489
5834000	LIFE INSURANCE	55	100	38	0	100
5835000	WORKER COMP	7,874	11,718	970	1,300	10,418
5838000	RETIREMENT FUND	11,607	7,490	0	0	7,490
5870206	REIMBEXP-EE PAYROLL DEDUC	6,178	9,000	617	750	(8,250)

# 2024 Budget by Fund and Dept

12-21-23

Account	Account Title	Prior Year Actual	Current Year Budget	Current Year Projected	New Year Budget	Budget Change
5870207	REIMBEXP-NONRAINBW PR DED	0	0	0	0	0
5891000	MISCEXP-CAP FRINGE BENEFI	0	0	0	0	0
5891001	MISCEXP-CAP INDIRECT COST	31,579	37,300	30,997	0	37,300
5898001	SALARY TRANS CAP OR CNTY	0	0	0	0	0
5898002	OVERTIME TRANS CAP. PROJ.	0	0	0	0	0
5898003	FRINGE TRANS CAP OR CNTY	0	0	0	0	0
5898004	INDIRECT TRANS CAP OR CNT	0	0	0	0	0
<b>Expenditures - Total</b>		<b>524,056</b>	<b>540,413</b>	<b>541,840</b>	<b>667,600</b>	<b>(127,187)</b>
<b>4208 - LF GAS COLLECTION - Total</b>		<b>524,056</b>	<b>540,413</b>	<b>541,840</b>	<b>667,600</b>	<b>(127,187)</b>

# 2024 Budget by Fund and Dept

12-21-23

Account	Account Title	Prior Year Actual	Current Year Budget	Current Year Projected	New Year Budget	Budget Change
<b>5000 - RESOURCE MGMT SYSTEM</b>						
<b>4209 - G.T. WASTE PROCESSING</b>						
5752016	INT-2012 BOND SERIES C	0	0	0	0	0
5791006	2007 BOND ISSUE	0	0	0	0	0
5791011	2012 BOND SER C ISSUANCE	0	0	0	0	0
<b>Expenditures - Total</b>		<b>0</b>	<b>0</b>	<b>0</b>	<b>0</b>	<b>0</b>
<b>4209 - G.T. WASTE PROCESSING - Total</b>		<b>0</b>	<b>0</b>	<b>0</b>	<b>0</b>	<b>0</b>

# 2024 Budget by Fund and Dept

12-21-23

Account	Account Title	Prior Year Actual	Current Year Budget	Current Year Projected	New Year Budget	Budget Change
<b>5000 - RESOURCE MGMT SYSTEM</b>						
<b>4220 - TRANSFER STATION</b>						
4314100	FEES-MUNICIPAL SOLID WAST	2,156,287	2,100,000	2,008,755	2,100,000	0
4314110	FEES-OTHER OPERATING	200	0	7,481	0	0
4710000	MISCELLANEOUS INCOME	1	0	1	0	0
4710005	MISC INC-CASH OVER OR UND	56	0	107	0	0
4730001	PROC-NON CASH SALE ASSETS	0	0	0	0	0
4730002	PROC-CASH SALE ASSETS	0	0	0	0	0
4730019	COST OF ASSET SOLD	0	0	0	0	0
<b>Revenues - Total</b>		<b>2,156,432</b>	<b>2,100,000</b>	<b>2,016,130</b>	<b>2,100,000</b>	<b>0</b>
5040001	SALARY-STAFF	224,854	222,788	247,286	206,881	15,907
5070001	WAGES	0	0	0	0	0
5080003	OVERTIME	63,157	60,000	66,454	65,000	(5,000)
5080004	HOLIDAY OVERTIME	5,144	10,000	7,626	10,000	0
5080006	OVERRIDE	0	0	0	0	0
5080021	INSURANCE OPT-OUT	0	0	0	0	0
5080022	SUPPLEMENTAL PAY	0	0	0	0	0
5080023	YEAREND BUY BACK	0	0	0	0	0
5080024	TERMINATION BUY BACK	0	0	744	0	0
5116001	SUPPLIES-OFFICE	1,698	2,100	1,115	2,000	100
5117003	CLOTHING & UNIFORMS	2,608	2,700	3,089	3,000	(300)
5140001	EQUIP NON CAPITAL	733	1,000	324	1,000	0
5150000	ENC-INVENTORY ASSETS	1,600	3,150	4,165	1,600	1,550
5190021	SUPPLIES-SAFETY EQUIP	219	150	91	1,000	(850)
5199000	OTHER MATERIAL & SUPPLIES	86	0	390	0	0
5200001	GENERAL OPERATING EXP	1,794,847	1,352,150	1,034,397	1,353,000	(850)
5201100	ELECTRIC	8,742	10,000	11,796	10,000	0
5201400	WATER AND SEWER	1,416	500	2,955	1,000	(500)
5201501	TELEPHONE	607	600	458	1,000	(400)
5201511	INTERNET SERVICE	1,380	1,500	1,408	2,000	(500)
5213100	PROFESSIONAL DUES	0	0	0	0	0
5214000	TRAVEL & TRANSPORTATION	0	0	0	0	0
5215100	ADVERTISING EXPENSE	0	0	0	0	0
5232001	CONTRMAINT-EQUIPMENT	56	31	4	1,000	(969)
5232005	CONTRMAINT-GPS UNITS	0	1,200	0	2,000	(800)
5233028	PURSVC-SECURITY SERVICES	966	500	538	1,000	(500)
5233400	CONTRACTED EMPLOYMT SVCS	759	500	0	1,000	(500)
5253400	PS - COVID-19	0	0	0	0	0
5410001	M&R-LAND & IMPROVEMENTS	16,715	800	1,706	1,000	(200)
5421000	M&R-BUILDINGS & IMPROVEME	8,881	25,000	23,491	25,000	0
5430003	M&R-RADIO REPAIRS	262	0	0	0	0
5456001	M&R-OPT EQUIP (RMS)	86,278	94,200	149,571	97,000	(2,800)
5471000	M&R-DIESEL FUEL & GAS	31,297	40,000	22,332	40,000	0
5471002	M&R-TIRES	15,826	15,000	14,493	20,000	(5,000)
5600001	DEPRECIATION EXPENSE	128,821	172,997	101,645	175,000	(2,003)

## 2024 Budget by Fund and Dept

12-21-23

Account	Account Title	Prior Year Actual	Current Year Budget	Current Year Projected	New Year Budget	Budget Change
5752016	INT-2012 BOND SERIES C	0	0	0	0	0
5752020	INT-2020 BOND SERIES A	10,361	9,822	8,984	9,800	22
5752021	INT-2020 BOND SERIES B	0	0	0	0	0
5791006	2007 BOND ISSUE	255	255	226	300	(45)
5791011	2012 BOND SER C ISSUANCE	349	349	310	400	(51)
5791015	2020 BOND SER A ISSUANCE	1,296	1,296	1,149	1,300	4
5791016	2020 BOND SER B ISSUANCE	0	0	0	0	0
5831004	DENTAL / REGULAR	3,118	3,000	3,602	3,321	(321)
5831007	PRESCRIPTION DRUGS	7,281	4,129	2,942	8,000	(3,871)
5831009	CORESOURCE CLAIMS	51,773	45,000	27,044	90,090	(45,090)
5831017	CORESOURCE ADMIN FEE	7,480	8,100	5,117	31,219	(23,119)
5832000	SOCIAL SECURITY	8,680	13,975	15,013	15,826	(1,851)
5834000	LIFE INSURANCE	120	100	120	448	(348)
5835000	WORKER COMP	6,026	5,674	3,896	11,589	(5,915)
5838000	RETIREMENT FUND	11,305	8,823	0	15,000	(6,177)
5870206	REIMBEXP-EE PAYROLL DEDUC	5,804	7,000	0	5,100	(1,900)
5870207	REIMBEXP-NONRAINBW PR DED	809	0	0	0	0
5891000	MISCEXP-CAP FRINGE BENEFI	0	0	0	0	0
5891001	MISCEXP-CAP INDIRECT COST	68,135	42,431	62,437	47,000	(4,569)
<b>Expenditures - Total</b>		<b>2,563,929</b>	<b>2,150,228</b>	<b>1,824,621</b>	<b>2,247,074</b>	<b>(96,846)</b>
<b>4220 - TRANSFER STATION - Total</b>		<b>407,497</b>	<b>50,228</b>	<b>(191,509)</b>	<b>147,074</b>	<b>(96,846)</b>

# 2024 Budget by Fund and Dept

12-21-23

Account	Account Title	Prior Year Actual	Current Year Budget	Current Year Projected	New Year Budget	Budget Change
<b>5000 - RESOURCE MGMT SYSTEM</b>						
<b>4230 - RESOURCE RECOVERY</b>						
4220400	STATE GRANT 903 RECYCLE C	37,702	41,000	0	41,000	0
4220401	STATE PERFORMANCE GRANTS	127,081	135,000	0	135,000	0
4220471	ST-DEP GRANT 902 RECYCL	436,062	350,000	0	350,000	0
4314048	FEES-RESOURCE RECOVERY	512,888	590,000	558,117	565,000	(25,000)
4314110	FEES-OTHER OPERATING	0	0	5,586	0	0
4620000	SALE OF RECYCLING PRODS	1,855,718	1,895,500	1,293,952	1,415,000	(480,500)
4710000	MISCELLANEOUS INCOME	2,520	0	7,355	5,000	5,000
4730001	PROC-NON CASH SALE ASSETS	0	0	0	0	0
4730002	PROC-CASH SALE ASSETS	0	0	28,113	0	0
4730019	COST OF ASSET SOLD	0	0	0	0	0
<b>Revenues - Total</b>		<b>2,971,970</b>	<b>3,011,500</b>	<b>1,893,123</b>	<b>2,511,000</b>	<b>(500,500)</b>
5020001	SALARY DIRECTOR/DEPT HEAD	0	0	0	0	0
5030001	SALARY-PROFESSIONAL STAFF	0	0	12,953	52,161	(52,161)
5040001	SALARY-STAFF	749,468	866,736	842,721	834,149	32,587
5070001	WAGES	0	0	0	0	0
5080003	OVERTIME	73,220	90,000	61,765	90,000	0
5080004	HOLIDAY OVERTIME	14,628	20,000	24,582	25,000	(5,000)
5080006	OVERRIDE	2	0	2,377	0	0
5080020	SHIFT DIFFERENTIAL	120	0	132	0	0
5080021	INSURANCE OPT-OUT	0	0	0	1,000	(1,000)
5080022	SUPPLEMENTAL PAY	0	0	0	0	0
5080023	YEAREND BUY BACK	3,601	0	16,150	7,000	(7,000)
5080024	TERMINATION BUY BACK	5,070	0	2,862	0	0
5080029	CELL PHONE ALLOWANCE	0	0	169	660	(660)
5100001	MATERIAL & SUPPLIES	0	0	0	0	0
5116001	SUPPLIES-OFFICE	1,874	1,800	951	2,000	(200)
5116016	SUPPLIES-BOOKS & PERIODIC	0	0	0	0	0
5117003	CLOTHING & UNIFORMS	12,819	11,000	10,689	12,000	(1,000)
5118004	SUPPLIES-OPERATING	51,987	70,000	689	70,000	0
5130001	SUPPLIES-MAINT. & REPAIR	652	2,000	2,272	2,000	0
5140001	EQUIP NON CAPITAL	3,901	4,500	5,896	5,000	(500)
5150000	ENC-INVENTORY ASSETS	6,890	350	0	28,350	(28,000)
5190021	SUPPLIES-SAFETY EQUIP	4,575	5,000	4,511	5,000	0
5199000	OTHER MATERIAL & SUPPLIES	1,979	2,300	7,596	5,000	(2,700)
5200001	GENERAL OPERATING EXP	72,986	80,800	81,551	82,000	(1,200)
5201100	ELECTRIC	65,621	75,000	81,607	80,000	(5,000)
5201205	PROPANE	9,100	10,000	6,310	10,000	0
5201300	HEATING OIL	0	0	0	0	0
5201501	TELEPHONE	502	800	0	1,000	(200)
5201508	CELLULAR TELEPHONES	1,501	3,500	1,465	4,000	(500)
5213100	PROFESSIONAL DUES	1,167	1,500	432	2,000	(500)
5213302	STAFF TRAINING & DEVELOP	72	1,000	180	1,000	0
5213303	MEETING EXPENSES	0	300	0	1,000	(700)

# 2024 Budget by Fund and Dept

12-21-23

Account	Account Title	Prior Year Actual	Current Year Budget	Current Year Projected	New Year Budget	Budget Change
5214000	TRAVEL & TRANSPORTATION	318	250	469	1,000	(750)
5215100	ADVERTISING EXPENSE	9,491	10,000	17,334	10,000	0
5216401	RENTAL-EQUIPMENT LEASES	0	2,000	0	2,000	0
5216501	RENTAL-LEASED VEHICLES	66,855	8,135	81,091	0	8,135
5231100	PROFSVC-LEGAL SERVICES	0	0	0	0	0
5231201	PROFSVC-ACCTG/AUDITING	0	4,500	0	5,000	(500)
5231207	PROFSVC-MARKETING SERVICE	0	2,500	5,630	3,000	(500)
5231400	PROFSVC-ENGINEERING SERVI	0	0	0	0	0
5232001	CONTRMAINT-EQUIPMENT	2,141	4,299	1,410	2,000	2,299
5232005	CONTRMAINT-GPS UNITS	35,975	20,000	28,780	20,000	0
5233024	PURSVC-PRISON WORK CREWS	12,456	15,000	14,296	15,000	0
5233028	PURSVC-SECURITY SERVICES	1,287	600	0	1,000	(400)
5233400	CONTRACTED EMPLOYMT SVCS	57,405	150,000	0	150,000	0
5253400	PS - COVID-19	0	0	0	0	0
5410001	M&R-LAND & IMPROVEMENTS	0	5,000	819	5,000	0
5421000	M&R-BUILDINGS & IMPROVEME	62,750	60,000	44,186	60,000	0
5430003	M&R-RADIO REPAIRS	0	0	0	0	0
5456001	M&R-OPT EQUIP (RMS)	151,174	220,470	134,030	226,000	(5,530)
5471000	M&R-DIESEL FUEL & GAS	147,518	125,000	86,502	125,000	0
5471001	M&R-OIL GREASE/PARTS WASH	2,430	0	0	0	0
5471002	M&R-TIRES	6,157	30,000	18,673	30,000	0
5471003	M&R-VEHICLE REPAIRS	1,536	2,700	1,504	4,000	(1,300)
5600001	DEPRECIATION EXPENSE	765,774	770,000	606,762	770,000	0
5752015	INT- 2012 BOND SERIES A	0	0	0	0	0
5752016	INT-2012 BOND SERIES C	0	0	0	0	0
5752020	INT-2020 BOND SERIES A	38,322	36,332	33,232	39,000	(2,668)
5752021	INT-2020 BOND SERIES B	80,165	79,418	61,914	79,000	418
5791006	2007 BOND ISSUE	944	944	837	1,000	(56)
5791010	2012 BOND SER A ISSUANCE	2,707	2,499	2,216	2,500	(1)
5791011	2012 BOND SER C ISSUANCE	1,291	1,291	1,145	1,300	(9)
5791015	2020 BOND SER A ISSUANCE	4,793	4,793	4,250	5,000	207
5791016	2020 BOND SER B ISSUANCE	306	306	271	400	(94)
5831004	DENTAL / REGULAR	11,846	13,000	9,981	13,283	(283)
5831007	PRESCRIPTION DRUGS	26,790	30,959	7,823	50,000	(19,041)
5831009	CORESOURCE CLAIMS	200,334	260,000	79,917	360,360	(100,360)
5831017	CORESOURCE ADMIN FEE	39,697	48,000	14,769	169,936	(121,936)
5832000	SOCIAL SECURITY	41,359	69,523	42,555	67,803	1,720
5834000	LIFE INSURANCE	469	500	411	448	52
5835000	WORKER COMP	34,108	51,353	34,710	52,972	(1,619)
5838000	RETIREMENT FUND	58,730	42,918	0	68,000	(25,082)
5870206	REIMBEXP-EE PAYROLL DEDUC	42,905	50,000	0	42,400	(7,600)
5870207	REIMBEXP-NONRAINBW PR DED	153	0	0	0	0
5891000	MISCEXP-CAP FRINGE BENEFI	0	0	0	0	0
5891001	MISCEXP-CAP INDIRECT COST	197,269	200,035	186,862	221,000	(20,965)
5898001	SALARY TRANS CAP OR CNTY	0	0	0	0	0



# 2024 Budget by Fund and Dept

12-21-23

Account	Account Title	Prior Year Actual	Current Year Budget	Current Year Projected	New Year Budget	Budget Change
5898002	OVERTIME TRANS CAP. PROJ.	0	0	0	0	0
5898003	FRINGE TRANS CAP OR CNTY	0	0	0	0	0
5898004	INDIRECT TRANS CAP OR CNT	0	0	0	0	0
<b>Expenditures - Total</b>		<b>3,091,489</b>	<b>3,459,325</b>	<b>2,681,739</b>	<b>3,828,921</b>	<b>(369,596)</b>
<b>4230 - RESOURCE RECOVERY - Total</b>		<b>119,520</b>	<b>447,825</b>	<b>788,616</b>	<b>1,317,921</b>	<b>(870,096)</b>

# 2024 Budget by Fund and Dept

12-21-23

Account	Account Title	Prior Year Actual	Current Year Budget	Current Year Projected	New Year Budget	Budget Change
<b>5000 - RESOURCE MGMT SYSTEM</b>						
<b>4240 - CO-GENERATION SALES</b>						
4622001	SALE OF GAS PP&L COGENERA	0	0	0	0	0
4730001	PROC-NON CASH SALE ASSETS	0	0	0	0	0
4730002	PROC-CASH SALE ASSETS	0	0	0	0	0
4730019	COST OF ASSET SOLD	0	0	0	0	0
<b>Revenues - Total</b>		<b>0</b>	<b>0</b>	<b>0</b>	<b>0</b>	<b>0</b>
5421000	M&R-BUILDINGS & IMPROVEME	1,272	0	0	0	0
5600001	DEPRECIATION EXPENSE	0	0	0	0	0
5752016	INT-2012 BOND SERIES C	0	0	0	0	0
5752020	INT-2020 BOND SERIES A	4,135	3,920	5,000	5,000	(1,080)
5752021	INT-2020 BOND SERIES B	0	0	0	0	0
5791006	2007 BOND ISSUE	102	102	500	500	(398)
5791011	2012 BOND SER C ISSUANCE	139	139	200	200	(61)
5791015	2020 BOND SER A ISSUANCE	517	517	500	500	(17)
<b>Expenditures - Total</b>		<b>5,131</b>	<b>3,644</b>	<b>5,200</b>	<b>5,200</b>	<b>(1,556)</b>
<b>4240 - CO-GENERATION SALES - Total</b>		<b>5,131</b>	<b>3,644</b>	<b>5,200</b>	<b>5,200</b>	<b>(1,556)</b>

# 2024 Budget by Fund and Dept

12-21-23

Account	Account Title	Prior Year Actual	Current Year Budget	Current Year Projected	New Year Budget	Budget Change
<b>5000 - RESOURCE MGMT SYSTEM</b>						
<b>4250 - FARM PROPERTIES</b>						
4715005	RENT-CALLENBERGER FARM	5,042	5,500	5,500	0	(5,500)
4715006	RENT-FEASTER FARM	0	0	0	0	0
4730001	PROC-NON CASH SALE ASSETS	0	0	0	0	0
4730002	PROC-CASH SALE ASSETS	0	0	0	0	0
4730019	COST OF ASSET SOLD	0	0	0	0	0
<b>Revenues - Total</b>		<b>5,042</b>	<b>5,500</b>	<b>5,500</b>	<b>0</b>	<b>(5,500)</b>
5150000	ENC-INVENTORY ASSETS	0	0	0	0	0
5200001	GENERAL OPERATING EXP	4,420	13,500	14,317	14,000	(500)
5201100	ELECTRIC	2,448	4,700	4,124	5,000	(300)
5201400	WATER AND SEWER	0	0	0	0	0
5231400	PROFSVC-ENGINEERING SERVI	0	0	0	0	0
5410001	M&R-LAND & IMPROVEMENTS	0	500	0	1,000	(500)
5421000	M&R-BUILDINGS & IMPROVEME	694	2,750	14	3,000	(250)
5456001	M&R-OPT EQUIP (RMS)	1,590	950	0	2,000	(1,050)
5600001	DEPRECIATION EXPENSE	13,279	12,447	10,302	13,000	(553)
<b>Expenditures - Total</b>		<b>22,431</b>	<b>34,847</b>	<b>28,757</b>	<b>38,000</b>	<b>(3,153)</b>
<b>4250 - FARM PROPERTIES - Total</b>		<b>17,389</b>	<b>29,347</b>	<b>23,257</b>	<b>38,000</b>	<b>(8,653)</b>

# 2024 Budget by Fund and Dept

12-21-23

Account	Account Title	Prior Year Actual	Current Year Budget	Current Year Projected	New Year Budget	Budget Change
<b>5000 - RESOURCE MGMT SYSTEM</b>						
<b>4260 - ENERGY SALES</b>						
4640001	SALE OF ELECTRICTY	2,483,521	2,410,000	2,309,355	2,410,000	0
4640002	SALE OF GAS-PPLRE	561,968	700,000	593,357	700,000	0
4720001	ENERGY CREDITS INCOME	166,531	125,000	158,112	125,000	0
4730001	PROC-NON CASH SALE ASSETS	0	0	0	0	0
4730002	PROC-CASH SALE ASSETS	0	0	0	0	0
4730019	COST OF ASSET SOLD	0	0	0	0	0
<b>Revenues - Total</b>		<b>3,212,019</b>	<b>3,235,000</b>	<b>3,060,824</b>	<b>3,235,000</b>	<b>0</b>
5118004	SUPPLIES-OPERATING	7,545	0	0	0	0
5200001	GENERAL OPERATING EXP	2,483,405	2,410,000	2,309,355	2,410,000	0
5421000	M&R-BUILDINGS & IMPROVEME	5,123	3,300	0	4,000	(700)
5600001	DEPRECIATION EXPENSE	7,017	7,017	5,444	7,000	17
<b>Expenditures - Total</b>		<b>2,503,090</b>	<b>2,420,317</b>	<b>2,314,799</b>	<b>2,421,000</b>	<b>(683)</b>
<b>4260 - ENERGY SALES - Total</b>		<b>(708,929)</b>	<b>(814,683)</b>	<b>(746,025)</b>	<b>(814,000)</b>	<b>(683)</b>

# 2024 Budget by Fund and Dept

12-21-23

Account	Account Title	Prior Year Actual	Current Year Budget	Current Year Projected	New Year Budget	Budget Change
<b>5000 - RESOURCE MGMT SYSTEM</b>						
<b>4270 - GRANTS</b>						
4220501	STATE R/R GRANT G063013	0	0	0	0	0
4220508	STATE R/R GRANT G112015	0	0	0	0	0
<b>Revenues - Total</b>		<b>0</b>	<b>0</b>	<b>0</b>	<b>0</b>	<b>0</b>
5852820	STATE R/R GRANT G063013	0	0	0	0	0
<b>Expenditures - Total</b>		<b>0</b>	<b>0</b>	<b>0</b>	<b>0</b>	<b>0</b>
<b>4270 - GRANTS - Total</b>		<b>0</b>	<b>0</b>	<b>0</b>	<b>0</b>	<b>0</b>

# 2024 Budget by Fund and Dept

12-21-23

Account	Account Title	Prior Year Actual	Current Year Budget	Current Year Projected	New Year Budget	Budget Change
<b>5000 - RESOURCE MGMT SYSTEM</b>						
<b>4280 - EARTH MOVING</b>						
5233400	CONTRACTED EMPLOYMT SVCS	0	0	0	0	0
<b>Expenditures - Total</b>		<b>0</b>	<b>0</b>	<b>0</b>	<b>0</b>	<b>0</b>
<b>4280 - EARTH MOVING - Total</b>		<b>0</b>	<b>0</b>	<b>0</b>	<b>0</b>	<b>0</b>
<b>5000 - RESOURCE MGMT SYSTEM - Total</b>		<b>4,738,743</b>	<b>1,211,430</b>	<b>909,083</b>	<b>16,777,774</b>	<b>(15,566,344)</b>

# 2024 Budget by Fund and Dept

12-21-23

Account	Account Title	Prior Year Actual	Current Year Budget	Current Year Projected	New Year Budget	Budget Change
<b>6025 - LYC CNTY RETIREMENT FUND</b>						
<b>9040 - RETIREMENT FUND</b>						
4522006	INT-INTEREST/DIVIDENDS	0	1,773,097	1,700,000	1,700,000	(73,097)
4529004	INT INC MV RETIREMENT	0	13,005,601	0	0	(13,005,601)
4550001	PROCEEDS ON SALE INVEST.	0	0	0	0	0
4560010	REALIZED GAIN/LOSS	0	9,034,462	0	0	(9,034,462)
4713001	MEMBERS CONTRIB RET	0	2,481,280	2,325,000	2,325,000	(156,280)
4713002	COUNTY CONTRIB RET	0	1,698,647	636,778	400,000	(1,298,647)
<b>Revenues - Total</b>		<b>0</b>	<b>27,993,087</b>	<b>4,661,778</b>	<b>4,425,000</b>	<b>(23,568,087)</b>
5231213	PROFSVC-RETIREMNT ADMIN	0	718,642	600,000	600,000	118,642
5838001	ANNUITY PAYMENTS	0	8,125,031	8,830,000	8,830,000	(704,969)
5838002	MEMBER CONTRIB REFUNDS	0	1,870,016	1,350,000	1,350,000	520,016
5838003	DEATH BENEFIT PAYMENTS	0	0	17,500	17,500	(17,500)
5838009	OTHER RETIREMENT EXPS	0	0	30,700	30,700	(30,700)
<b>Expenditures - Total</b>		<b>0</b>	<b>10,713,689</b>	<b>10,828,200</b>	<b>10,828,200</b>	<b>(114,511)</b>
<b>9040 - RETIREMENT FUND - Total</b>		<b>0</b>	<b>(17,279,398)</b>	<b>6,166,422</b>	<b>6,403,200</b>	<b>(23,682,598)</b>
<b>6025 - LYC CNTY RETIREMENT FUND - Total</b>		<b>0</b>	<b>(17,279,398)</b>	<b>6,166,422</b>	<b>6,403,200</b>	<b>(23,682,598)</b>
<b>Overall - Total</b>		<b>12,272,390</b>	<b>12,766,832</b>	<b>56,717,421</b>	<b>48,796,048</b>	<b>(36,029,216)</b>

# *GLOSSARY*

---



# GLOSSARY

**Accrual Basis Accounting-** a basis of accounting in which revenues are recognized in the accounting period in which they are earned, and expenses are recognized in the period in which they occur.

**Annual Budget-** A financial activity plan for a specified period of time (usually a fiscal year) indicates all planned revenues and expenses for the budget period.

**AON** – Asset Order Number. Number assigned and attached to fixed assets for tracking purposes.

**APO** Adult Probation Office

**Appropriation-** A legal authorization made by the legislative body permits officials to incur obligations against and make expenditures of governmental resources. Appropriations are usually made for fixed amounts and are granted for one year.

**Assessed Valuation-** The estimated value of the County Assessor's real estate as a basis for levying property taxes.

**Asset-** Property owned by a government, which has a monetary value.

**Assigned Fund Balance-** Fund balances constrained by the County's intent to be used for a specific purpose are not restricted or committed.

**Available Fund Balance-** Available Fund Balance refers to the funds remaining from the prior year, which are available for appropriation and expenditure in the current year.

**Balanced Budget-** A budget in which planned funds available equal planned expenditures.

**Bond-** A written promise to pay a specified sum of money (called principal or face value) at a specified date or future dates along with periodic interest paid at a specified percentage of the principal.

**Budget-** The financial plan for maintaining the County for one 12-month period. The budget is an estimate of the proposed expenditures and the proposed means of financing them.

**Budget Calendar-** The schedule of key dates, which a government follows in preparing, adopting, and budget revisions.

**Budgetary Control-** The control or management of a government under the approved budget to ensure expenditures are within the limitations of available appropriations and resources.

**Capital Asset-** Assets valued at \$1,000 or more at acquisition and having an estimated useful life of more than one year. Capital assets include tangible assets and intangible assets.

**Capital Budget-** The appropriation of bonds or operating revenue for improvements to facilities and purchase of capital assets.

**CBU-** Collective Bargaining Unit. Commonly known as an organized labor union

**Chart of Accounts-** A chart detailing the numbered and descriptive general ledger accounts used to designate funds, assets, liabilities, fund balances, revenues, and expenditures.

**Committed Fund Balance-** Fund balances that are restricted by the highest level of decision-making authority.

**Debt Service-** Payment of interest and principal to holders of a government's debt instruments.

**Deficit-** The excess of an entity's liabilities over its assets or excess expenditures over revenues during a single accounting period.

**Department -** A unit of the County government segregated by function. A department head manages departments that report to the County Administrator.

**Depreciation-** A reduction in the value of an asset with the passage of time, due in particular to wear and tear.

**Disbursement-** The expenditure of monies from an account.

**DRO-** Domestic Relations Office

**Encumbrances-** The commitment of appropriated funds to purchase an item or service. To encumber funds means to set aside or commit funds for a future expenditure.

**Enterprise Fund-** A fund established to account for operations that are financed and operated in a manner similar to a private business enterprises where the intent of the County is that the costs (expenses, including depreciation) of providing goods and services to the general public on a continuing basis be financed or recovered primarily through user charges.

**Expenditure-** The use of financial resources for the provision or acquisition of goods received or services rendered, payment of debt service, transfers, or other economic purposes.

**Fiscal Year-** Twelve months designated as the operating year for accounting and budgeting purposes in an organization. In Lycoming County, the fiscal year runs from January 1 to December 31.

**FTE (Full-time Equivalent)-** A position converted to the decimal equivalent of a full-time position based on 2,080 hours per year. A full-time position would be 1.0 FTE, while a part-time position scheduled for a 20-hour week would be 0.5 FTE

**Fund-** An independent self-balancing set of accounts is used to record revenue or expenditures, related assets, liabilities, obligations, reserves, and equities, segregated to carry on specific activities or attain particular objectives.

**Fund Balance-** The excess of a fund's assets over its liabilities.

**Goal-** A statement of broad direction, purpose, or intent based on the needs of the community. A goal is general and timeless.

**Infrastructure-** Public domain fixed assets such as roads, bridges, curbs and gutters, streets and sidewalks, drainage systems, lighting systems, and similar immovable assets.

**Intergovernmental Transfers-** Intergovernmental Transfers may also be considered grants. They represent a contribution of assets (usually cash) by one governmental unit or another organization. Typically, these contributions are made to local governments from the state and federal governments.

**JPO-** Juvenile Probation Office.

**Line Item Budget-** The County's budget presentation in a form lists each spending unit's approved budget by specific line item of expense, along with the dollar amount budgeted.

**Non-Spendable Fund Balance-** Fund balances that are not in spendable form, such as inventories.

**Objective-** Something to be accomplished in specific, well-defined, and measurable terms is achievable within a particular period.

**Operating Budget-** The primary means by which most of the financing, acquisition, spending, and service delivery activities of a government are controlled. The Operating Budget excludes capital improvement.

**Operating Expenses-** The cost for personnel, materials, and equipment required a department to function

**Operating Revenue-** Funds that the government receives as income to pay for ongoing operations. It includes such items as taxes, fees from specific services, interest earnings, and grant revenues. Operating revenues are used to pay for day-to-day services

**Personal Services-** Expenditures for salaries, wages, and fringe benefits of a government's employees.

**Recurring Revenues-** Recurring revenues are receipts that are received more than one time. Tax revenues are an example of recurring revenues.

**Restricted Fund Balance-** Fund balances that are restricted by external parties or enabling legislation.

**Revenue-** The term designates an increase to a fund's assets, which does not increase a liability (e.g., proceeds from a loan), does not represent repayment of expenditures already made, or does not constitute cancellation of certain liabilities; and does not constitute an increase in contributed capital.

**Revenue Estimate-** A formal estimate of how much revenue will be earned from a specific revenue source for some future period is typically the next fiscal year.

**RMS-** Resource Management System. The technical name for the landfill.

**Tax Levy-** To impose taxes for the support of government activities.

**Taxes-** Compulsory charges levied by a government for financing services performed for the common benefit of the people. This term does not include specific fees made against particular persons or property for current or permanent use, such as special assessments.

**TDA** Table of Distributions & Authorizations. Document approved by the Commissioners related to employee wages and salaries. Similar to a pay grade scale.

**Unassigned Fund Balance-** The portion of a fund's balance is not restricted for a specific purpose and is available for general appropriation.

# *FINANCIAL POLICIES*

---

# County Financial Policies

The County maintains several written financial policies to guide staff in managing the financial affairs of the County. The monetary policies are guidelines and not officially adopted policies of the County. The outcomes of the policies are designed to:

1. Maintain long-term fiscal sustainability
2. Enhance systems to mitigate the effects of turnover
3. Provide sufficient financial resources to fulfill service needs
4. Enhance transparency related to the financial affairs of the County
5. Enhance County brand and reputation in the business community
6. Enhance creditworthiness
7. Prevent fraud and improper use of County assets

## **County Code**

Lycoming County is a fifth-class county and is directed by the Commonwealth of PA county code.

## **Internal Controls**

The County will implement and maintain necessary internal controls to prevent, detect, and correct accounting system weaknesses.

The County will maintain the segregation of key duties and use the fraud diamond as a guide to preventing fraud.

## **Fiscal Monitoring**

The County will monitor cash balances and provide updates to the elected officials at least monthly.

The County will report actual revenues and expenditures compared to the budget quarterly to the Board of Commissioners.

## **Budgetary and Accounting Basis**

The County reports the annual operating budget on the cash basis of accounting. Financial transactions are reported based on the timing of cash receipts and disbursements. Except for encumbrances, the authorization to spend lapses along with the budget.

The County fund financial results are reported using the current financial resources measurement focus and the modified accrual basis of accounting. Revenues are recognized as soon as they are both measurable and available. Expenses are recorded when a liability is incurred, regardless of the timing of the related cash flows.

The County will utilize best practices, including the concept of zero-based budgeting, in preparation of the budget.

### **Balanced Budget Policy**

The County defines a balanced budget using the following formula. The policy includes using existing fund balances to offset any deficit in the annual budget:

Beginning Fund Balance + Revenues - Expenditures.

### **Fund Balance Policy**

The County will maintain minimum unassigned general fund operating fund balances between 15% and 50% of annual operating expenditures.

### **Cash Management Policy**

The County will maintain sufficient cash reserves to sustain operations for a minimum of 60 days. It will strive to maintain minimum cash reserves of up to 6 months of operations.

The County will maintain separate bank accounts in accordance with grant requirements.

Cash receipts will be deposited as expeditiously as reasonably possible to obtain interest earnings.

### **Investment Policy**

The County will follow Federal and State laws regarding investments, including PA Act 72 and Act 10. The County reviews investment returns regularly and adjusts as necessary to obtain the highest performance within the risk models allowed by law.

### **Revenue Policy**

The County seeks to obtain a diversified and growing revenue base to maintain sufficient monetary reserves to fulfill current and future service needs.

The County strives to maintain current tax rates as long as feasible without reducing essential services.

The County will seek to obtain intergovernmental funding, grants, and contributions to provide additional funding for County projects and endeavors.

The County will strive to budget revenues within 10% of actual revenues, using historical trends, economic modeling, growth projections, and other means.

### **Debt Policy**

Since debt is spending without the requisite current reserves and the danger of excessive debt obligations, it is necessary to limit debt to amounts sustainable over the long term. With this in mind, the County advances specific policies related to debt

1. The County will maintain sufficient cash reserves for current and long-term operations.
2. The County will strive to accumulate sufficient funding in advance of projects wherever possible.
3. The County will scrutinize leasing of equipment since leasing is commonly the most expensive means of obtaining equipment.

4. The County will limit long-term debt proceeds to capital projects or large equipment. Long-term debt will not be used for operating expenses.
5. The County will strive to restrict long-term debt service requirements to no greater than 15% of annual revenues.

### **Expenditure Control**

The County will implement policies to limit spending to legal budgeted levels.

The County scrutinizes expenditures according to the most significant expenditure to the smallest and samples the smaller expenditures to get the largest return on investment.

The County will monitor spending at least monthly and report actual revenues and expenditures to budgeted amounts to the elected officials quarterly.

The County will monitor trends and take preventive and corrective action as soon as reasonably possible.

The County will strive to stabilize or reduce unnecessary ongoing costs.

The County will make all reasonable efforts to minimize waste.

### **Capital Planning**

The County will strive to prepare a five to ten year capital plan, identifying significant revenues and capital expenditures and staffing changes needed to improve or maintain County capital assets.

Capital assets are currently defined as assets with an expected service life of more than one year and a minimum cost of \$5,000.