


| : 221-512

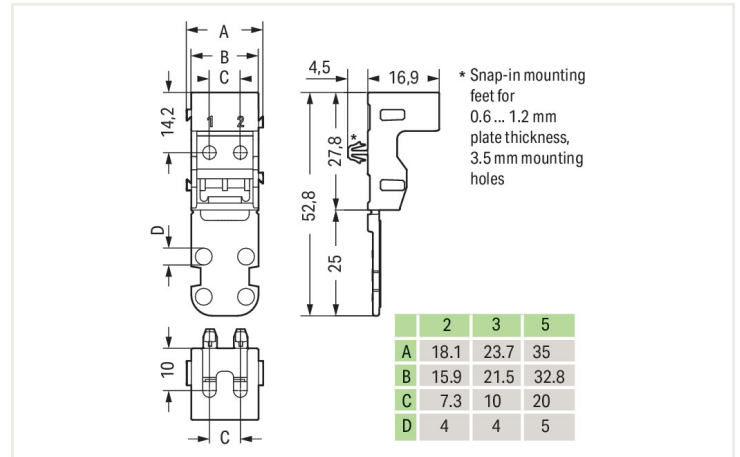
Mounting carrier; for 2-conductor terminal blocks; 221 Series - 4 mm²; with snap-in mounting foot for horizontal mounting; white

<https://www.wago.com/221-512>



: white

Similar to illustration



Dimensions in mm

Physical data

| | |
|-------------------------|------------------------|
| Width | 18.1 mm / 0.713 inches |
| Height | 21.4 mm / 0.843 inches |
| Height from the surface | 16.9 mm / 0.665 inches |
| Depth | 52.8 mm / 2.079 inches |

Mechanical data

| | |
|---------------|--|
| Mounting type | with snap-in mounting foot for horizontal mounting |
| Suitable | for 2-wire connectors (4 mm ²) |


Material data

| | |
|-----------------------------|--|
| Note (material data) | Information on material data can be found here |
| Color | white |
| Material group | I |
| Insulation material | Polyamide (PA66) |
| Flammability class per UL94 | V0 |
| Fire load | 0 MJ |
| Weight | 2.8 g |


Commercial data

| | |
|-------------------------------------|---------------|
| eCl@ss 10.0 | 27-14-11-92 |
| eCl@ss 9.0 | 27-14-11-92 |
| ETIM 8.0 | EC002848 |
| ETIM 7.0 | EC002848 |
| PU (SPU) | 50 (10) Stück |
| Packaging type | Box |
| Country of origin VKOrg Germany | CN |
| GTIN | 4055143595834 |
| Customs tariff number VKOrg Germany | 39269097900 |

Installation notes




Inserting a connector into the mounting carrier.



Removing a connector from the mounting carrier.

Conductor termination




Inserting a conductor.




Horizontal screw mounting



Vertical screw mounting



Horizontal mounting via snap-in foot



Vertical mounting via snap-in foot

Strain relief




Use a cable tie to secure the conductors to the strain relief plate.



The strain relief plate can be removed.

Testing



Testing a connector mounted on the carrier via test slot.

Application



Connecting a light to the mains.

Marking



Labeling the mounting carrier.