


LG PREMIUM FINE-PITCH LED DISPLAY

LAPE Series



※ Actual on-site appearance may differ from the above simulated scene.

Download
LG C-Display+
Mobile App
Google Play Store

- www.lg.com/b2b
- www.youtube.com/c/LGCommercialDisplay
- www.facebook.com/LGInformationDisplay
- www.linkedin.com/company/LGInformationDisplay

LG may make changes to specifications and product descriptions without notice.
Copyright © 2019 LG Electronics Inc. All rights reserved. "LG Life's Good" is a registered trademark of LG Corp.
The names of products and brands mentioned here may be the trademarks of their respective owners.



An artistic landmark with dynamic content brings new horizons to the LED signage world

Boasting detailed color and super contrast, LG's LAPE series brings content to life through freedom of design, giving it outstanding presence as a work of media art. A world-class slim screen was developed thanks to modular type architectural design concepts and flexible LDM. The LAPE series brings technological innovation and artistic values together.



Time Flight	From	Hall	Status	Time Flight	From	Hall	Status	Time Flight	From	Hall	Status	Time Flight	From	Hall	Status
18:00 UA 869	Denver	A	Est at 19:23	19:10 AE 845	Kaohsiung	Cancelled		20:25 CZ 357	Yinchuan	A		22:00 KE 607	Seoul / ICN	A	Est at 22:07
	San Francisco			19:10 CX 451	Tokyo	B	Est at 19:21	20:30 UO 4122	Guilin	A	Est at 20:16	22:00 VN 792	Hanoi	B	
18:10 KA 951	Qingdao	A	Est at 19:26	19:10 SQ 868	Singapore	A	Landed 19:04	20:40 CA 117	Beijing	A	Est at 20:30	22:05 CX 104	Adelaide	B	Est at 22:13
18:15 AE 1821	Tai Ching	A	At gate 18:01	19:15 CZ 310	Beijing	A	At gate 19:06	CX 6117				22:05 CX 902	Manila	B	
18:15 ET 608	Addis Ababa	B	Delay	19:15 QF 085	Melbourne	A	At gate 19:19	20:40 PR 310	Manila	A	Est at 20:21	22:05 KA 921	Shenyang	A	Est at 22:07
18:15 QF 127	Sydney	A	At gate 18:06	19:20 CZ 5997	Xiamen	A	At gate 19:01	20:45 CX 784	Denpasar	B	Est at 20:22		Dalian		
18:20 BR 871	Taipei	Cancelled		19:25 TG 630	Bangkok	B	At gate 19:14	BA 4568				22:05 KA 993	Beijing	A	Est at 21:31
18:20 CI 803	Taipei	Cancelled		19:30 3K 695	Singapore	A	Est at 19:37	20:50 AA 6115	Tokyo	B	Est at 20:23	CA 6521			
18:25 CA 427	Chengdu	A	At gate 18:15	19:30 UO 607	Osaka / Kansai	A	At gate 19:10	20:50 CX 581	Sapporo	B	Est at 20:44	22:10 CX 505	Tokyo	B	Est at 22:24
				19:35 MU 8927	Shanghai	B	Est at 19:23	20:50 CX 776	Jakarta	B	Est at 20:32	22:10 CX 718	Singapore	B	Est at 21:54
18:25 RA 409	Kathmandu	B	At gate 17:58	19:40 CX 535	Nagoya	B	Est at 19:41	BA 4574				22:15 NW 011	Detroit	A	Est at 22:18
18:30 AC 007	Vancouver	B	At gate 19:00	19:40 FM 711	Shanghai	A	Est at 19:41	20:55 BA 4550	Auckland	B	Est at 20:36	22:20 CA 107	Beijing	A	Est at 21:51
18:30 MU 509	Shanghai	A	At gate 18:58	19:45 CX 549	Tokyo	B	Landed 19:09	21:00 CX 401	Taipei	Cancelled		KA 1107			
18:35 CZ 3031	Guilin	Cancelled		19:45 SK 8604	Bangkok	B	Est at 19:36	21:00 JL 5115	Osaka / Kansai	B	Est at 20:30	22:20 MU 725	Shanghai	A	
18:40 SJ 118	Manila	B	At gate 18:34	19:50 BR 857	Taipei	Cancelled		21:05 CX 6863	Shanghai	A	Est at 21:07	22:25 KA 301	Busan	B	Est at 21:42
18:40 CX 879	San Francisco	B	At gate 18:28	19:55 AY 5842	Singapore	B	Est at 19:45	21:10 SJ 142	Manila	A		22:25 NA 911	Tokyo	A	Est at 22:50
18:45 CA 115	Beijing	A	At gate 18:40		Bangkok			21:10 CX 6811	Xiamen	B		22:25 UO 603	Okinawa	A	
				19:55 CX 839	Vancouver	B	Est at 20:03	21:15 CX 6825	Fuzhou	A		22:30 KA 701	Guilin	B	
18:45 CI 642	Bangkok	A	At gate 18:33	20:00 CX 734	Singapore	B	Est at 19:40	21:35 CX 6847	Shanghai	Cancelled		22:30 KA 897	Shanghai	B	
18:45 FM 811	Shanghai	Cancelled		20:00 CX 000	Manila	B	Est at 19:45	21:35 SQ 002	Singapore	A	Est at 21:32	22:30 MA 074	Kuala Lumpur	B	Est at 22:27
18:50 B7 173	Tai Chung	A	At gate 18:33	20:00	Beijing	A	Est at 20:04	21:40 OX 200	Bangkok	Cancelled		22:35 CX 702	Bangkok	B	Est at 22:27
18:50 CO 099	Newark	B	At gate 18:58					21:45 CX 724	Kuala Lumpur	B	Est at 21:36	22:35 CX 764	Ho Chi Minh	B	
18:55 CX 831	New York / JFK	B	Est at 19:29	20:05 CX	Nagoya	B	Est at 19:32	AA 6098				VN 1764			
18:55 CX 885	Los Angeles	B	At gate 18:58	20:05 CX	Shanghai	A	Est at 20:20	21:45 EK 380	Dubai	A	Est at 21:33	22:40 CX 419	Seoul / ICN	B	
18:55 CX 871	Wuhan	B	At gate 18:44	20:05 CX	Manila	B	Est at 19:57	21:55 CX 638	Delhi	B	Est at 22:00	22:40 KA 483	Taipei	B	
18:55 CX 231	Shanghai	A	Landed 19:13	20:05 CX	Beijing	A	Est at 20:02	21:55 AA 5824	Tokyo	A	Est at 21:51	22:40 KE 607	Seoul / ICN	Cancelled	
18:55 CX 782	Bangkok	Cancelled		20:05 CX	Shanghai	A	Est at 19:53	21:55 AF 8075	Sydney	B	Est at 21:36	OA 4683			
18:55 CX 741	Chongqing	B	At gate 18:47	20:05 CX	Kuala Lumpur	A	Est at 20:13	21:55 VS 201	Sydney	A	Est at 21:17				
18:55 CX 705	Shanghai	Cancelled		20:05 CX	Sydney	B	Est at 19:59	22:00 CX 100	Sydney	B	Est at 21:44				

Time Now 19:14

※ Actual on-site appearance may differ from the above simulated scene.

SPACE FITTING DESIGN

Go beyond conventional LED screens when designing your space

SELECTABLE TWO PRODUCT TYPES ACCORDING TO CUSTOMER NEEDS

The LAPE Series comes in 2 product types which differ in the way the power is installed. The one has a power separated from the LED screen while the other one has an embedded power in the screen. Each has their own distinctive benefits, so customers can choose between two types based on installation environment such as space size, outlet layout, service of points, or etc.



FLEXIBLE LDM

With a specially designed flexible LDM^(LED Display Module), the LAPE series supports true concave and convex curvature up to 1,000R. This greatly amplifies design flexibility, providing users with the ability to create true curved screens for use in interior design or as an immersive screen experience.




* The "Conventional" shown above refers to an LED screen composed of flat LED unit cases.

SUPERIOR PICTURE QUALITY

Vivid high visual impact


REALISM THROUGH LIFELIKE COLORS

The LAPE series delivers vivid and distinctive picture quality through a wide range of color details with deep contrast thanks to LG's exclusive 'Dynamic Contrast Algorithm'.




DETAILED EXPRESSION OF COLOR DEPTH

16-bit color processing provides a higher greyscale level, which seamlessly displays different depths and densities of colors without distortion, thereby giving a more realistic and sophisticated content.



SMOOTH PLAYBACK IN DYNAMIC MOTION

Powered by LG's display technology, a high refresh rate of 3,840Hz assures the smooth playback of content. The flicker-free image prevents the black bars that occur from video shooting, as well as eye strain and blurred vision in viewers.




OPERATIONAL EFFICIENCY

Unique architectural platform maximizes efficiency

FLEXIBLE POWER MANAGEMENT

The power supply units (PSU) are separated from the screen, dramatically improving the latter's internal thermal condition. Thanks to the modular power concept design, users can choose the desired brightness of the screen by customizing* the number of PSUs** based on the electrical capacity of the user environment.



* Exclusive to the Remote Power models.
 ** The number of power units required may vary depending on the installation environment.
 The above description is an example of a UHD screen configuration with a 2.0 mm pitch in 'redundancy off' mode.

POWER/SIGNAL REDUNDANCY SUPPORT

The LAPE series is designed to support power / signal redundancy (optional), providing users with peace of mind. The power supply units (PSU) support power redundancy, assuring the continuous operation of the screen without power failure, while the dual controllers minimize screen failure with a bi-directional signal input.



* The "Conventional" shown above refers to LED displays which do not support the power/signal redundancy mode.
 ** Power redundancy is exclusive to the Remote Power models.

PRECISE FHD/UHD SCREEN CONFIGURATION

It has often been difficult to configure a perfect FHD/UHD resolution screen prohibiting native resolution image display. With the LAPE series, this is possible for all model options.

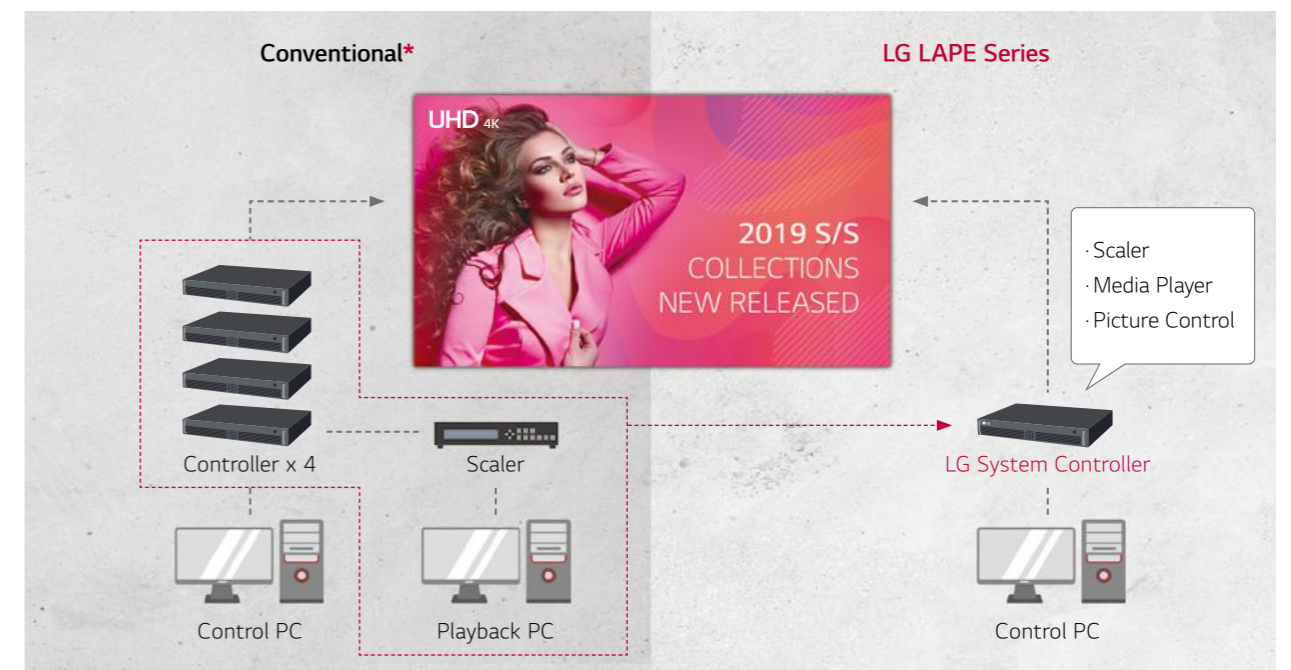


Pixel Pitch	1.5mm	2.0mm	2.5mm
Full HD (1,920 x 1,080)	6 x 3	8 x 4	12 x 6
Ultra HD (3,840 x 2,160)	12 x 6	16 x 8	24 x 12

(Unit Case)

SMART HIGH PERFORMANCE SYSTEM CONTROLLER

The LAPE series comes with a versatile 4K system controller, providing simplified system configuration in a high-resolution canvas platform. The controller also has a built-in high performance media player as well as scaler. Additionally, it has LG's exclusive picture control features such as 'Dynamic Contrast' and Power Saving Mode options.



* The "Conventional" shown above refers to LED displays that don't have an all-in-one system controller.

OPERATIONAL EFFICIENCY

Unique architectural platform maximizes efficiency

INTUITIVE MANAGEMENT SOFTWARE

LG's new management control software platform 'LED Assistant' provides easy screen management. Screen setting is made simple with a visual guide and all-in-one dashboard that shows the overall status of screen components at a glance.

Visualized Layout

Each Component's Status

Detailed User Guide

Log Report

REAL-TIME 365 CARE SERVICE

The maintenance gets easier and faster with an optional service Signage 365 Care*, a cloud service solution provided by LG service. It remotely manages status of LED displays in client workplaces for fault diagnosis and remote-control services, ensuring the stable operation of a client's business.

Repair

Signage 365 Care

GLOBAL DESIGN
Digital Marketing Conference

Status, Usage Data
Monitoring / Fault Detection

* The availability of "Signage 365 Care" service can differ by region, so please contact the LG sales representative in your region for further details.

CONVENIENT SCREEN INSTALLATION

Reduce installation complexity

EASY TO HANDLE & INSTALL

Conventional large-sized and heavy cabinet-based installation often results in LED dot defects during installation. The LAPE series breaks free from conventional norms by introducing much smaller and light weight LDM (LED Display Module)-based installation, providing incomparable ease of handling with far less risk of LED dot damage during installation.

Conventional Unit Case

600 x 400 x 75mm

VS

LG LAPE Module

0.36kg

240 x 180 x 10.5mm

EASY SCREEN ALIGNMENT


The unit case of the LAPE series has been carefully designed for easy screen flatness alignment. Each LDM has 20 Z-axis alignment points for ultra-fine flatness alignment.

Flat Surface

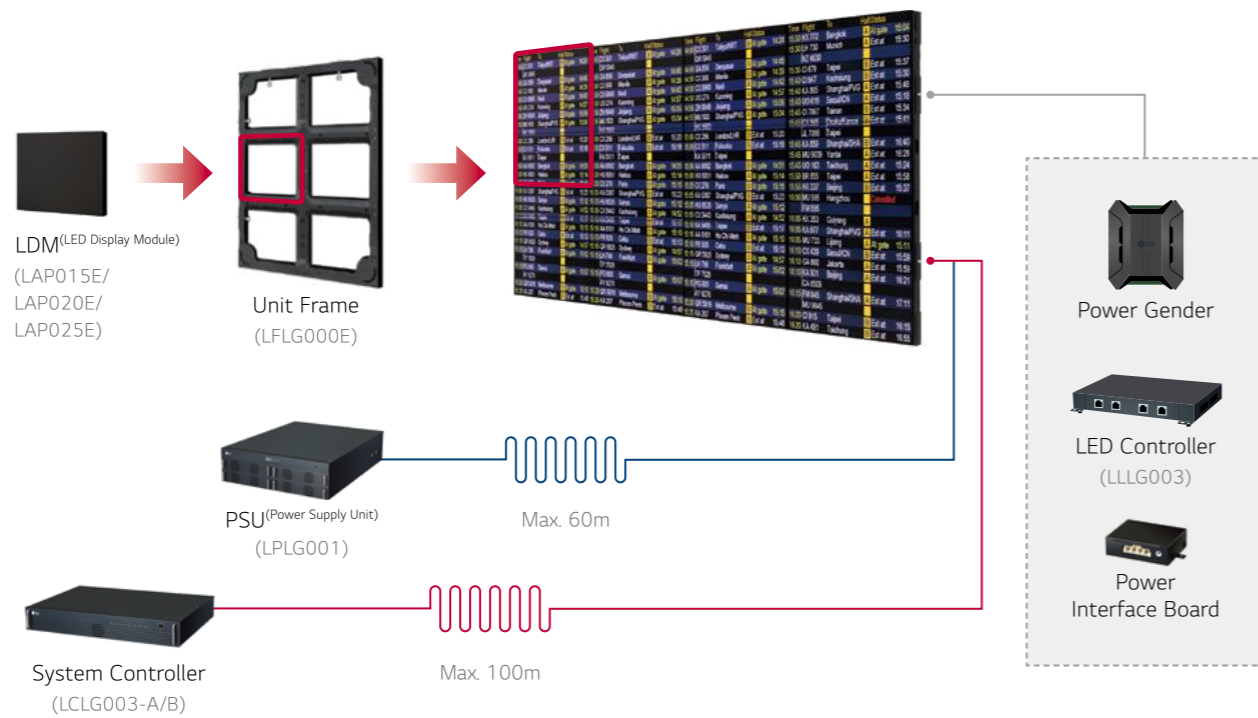
Each LDM has 20 Z-axis alignment points for fine-tuning.

FRONT INSTALLATION & SERVICE

The LAPE series comes with front installation and front service access, freeing users from needing rear access space, as well as a sleek screen design for maximum space optimization.



REMOTE POWER MODELS



* The number of components required may differ depending on the screen size and other options.

EMBEDDED POWER MODELS



* The number of components required may differ depending on the screen size and other options.

SPECIFICATIONS

		LAPE Series					
		Remote Power Model			Embedded Power Model		
Model Name		LAP015E	LAP020E	LAP025E	LAP015EP	LAP020EP	LAP025EP
Physical Parameters	Pixel Configuration	3 in 1 SMD	3 in 1 SMD	3 in 1 SMD	3 in 1 SMD	3 in 1 SMD	3 in 1 SMD
	Pixel Pitch (mm)	1.50	2.00	2.50	1.50	2.00	2.50
	Module Resolution (W x H)	160 x 120	120 x 90	96 x 72	160 x 120	120 x 90	96 x 72
	Module Dimensions (W x H, mm)	240 x 180	240 x 180	240 x 180	240 x 180	240 x 180	240 x 180
	Weight per Module (kg)	0.36	0.36	0.36	0.36	0.36	0.36
	No. of Modules per Unit Case (W x H)	2 x 3	2 x 3	2 x 3	2 x 3	2 x 3	2 x 3
	Unit Case Resolution (W x H)	320 x 360	240 x 270	192 x 216	320 x 360	240 x 270	192 x 216
	Unit Case Dimensions (W x H x D, mm)	480 x 540 x 53			480 x 540 x 105		
	Unit Case Surface Area (m ²)	0.260	0.260	0.260	0.259	0.259	0.259
	Weight per Unit Case (kg/unit)	6.0	6.0	6.0	10.1	10.1	10.1
	Weight per Square Meter (kg/m ²)	22.2	21.8	21.3	38.4	38.0	37.4
	Physical Pixel Density (pixels/m ²)	444,444	250,000	160,000	444,444	250,000	160,000
	Flatness of Unit Case (mm)	±0.2	±0.2	±0.2	±0.2	±0.2	±0.2
	Unit Case Material	Die Casting Aluminum					
Service Access	Front and Rear						
Optical Parameter	Min. Brightness (After Calibration)	1,000 ¹⁾ cd/m ²			700 cd/m ²		
	Color Temperature	3,200 - 9,300	3,200 - 9,300	3,200 - 9,300	3,200 - 9,300	3,200 - 9,300	3,200 - 9,300
	Visual Viewing Angle (Horizontal)	160	160	160	160	160	160
	Visual Viewing Angle (Vertical)	140	140	140	140	140	140
	Brightness Uniformity	95%	95%	95%	95%	95%	95%
	Color Uniformity	±0.015Cx, Cy	±0.015Cx, Cy	±0.015Cx, Cy	±0.015Cx, Cy	±0.015Cx, Cy	±0.015Cx, Cy
	Contrast Ratio	6,000	6,000	6,000	6,000	6,000	6,000
Electrical Parameter	Processing Depth (bit)	16 (HDR10)	16 (HDR10)	16 (HDR10)	16 (HDR10)	16 (HDR10)	16 (HDR10)
	Power Consumption (W/Unit, Max.)	318	285	143	200	187	99
	Power Consumption (W/Unit, Avg.)	130	104	52	67	52	26
	Power Consumption (W/m ² , Max.)	1,225	1,100	550	770	720	380
	Power Supply (V)	100 to 240	100 to 240	100 to 240	100 to 240	100 to 240	100 to 240
	Frame Rate (Hz)	50 / 60	50 / 60	50 / 60	50 / 60	50 / 60	50 / 60
	Refresh Rate (Hz)	3,840	3,840	3,840	3,840	3,840	3,840
Operation Conditions	Lifetime (Half Brightness, hrs) ²⁾	100,000	100,000	50,000	100,000	100,000	50,000
	Operating Temperature (°C)	0°C to + 40°C	0°C to + 40°C	0°C to + 40°C	0°C to + 40°C	0°C to + 40°C	0°C to + 40°C
	Operating Humidity	10-80% RH	10-80% RH	10-80% RH	10-80% RH	10-80% RH	10-80% RH
Certification	EMC	FCC Class A / CE / KC					
	Environment	RoHS	RoHS	RoHS	RoHS	RoHS	RoHS
Controller		LCLG003-A	LCLG003-A	LCLG003-B	LCLG005-A	LCLG005-A	LCLG005-B
Connectivity	Video Inputs	HDMI In, DP In, OPS In, USB			HDMI In, DP In, OPS In, USB		
	Control	RJ45 In, RS232C In/out			RJ45 In, RS232C In/out		
	Special Features	HDR10, Temperature Sensor, Power Detection ADA Compliant, PSU Hot Swappable			HDR10, Temperature Sensor, Power Detection		
Optional Accessory		ACC-LAPPC06(DC PSU Cable 6m), ACC-LAPPC60(DC PSU Cable 60m)			N/A		

* Specifications are subject to change without notice.

** LED package with goldwire.

1) Brightness can be reduced (up to 300nit) by the number of PSU modules, thereby decreasing power consumption.

2) The Lifetime(Half brightness) spec is subject to LED package spec.