

REDUX™ Wave Springs

Space Critical Environment • Reduce Operating Height • Space Saving



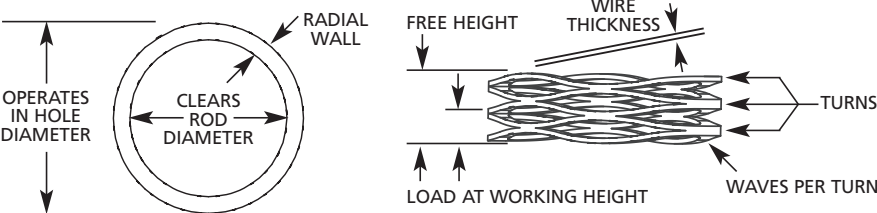
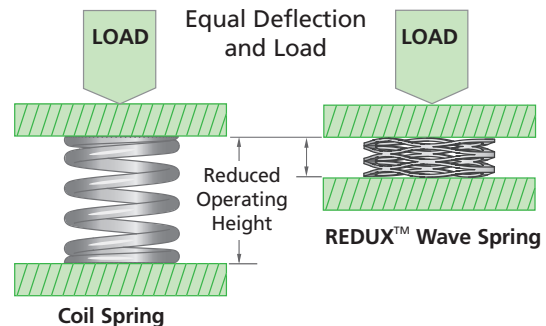
Lee Spring's REDUX™ Wave Springs offer optimum performance in reduced spatial environments. REDUX™ Wave Springs are designed to replace conventional round wire Compression Springs in applications requiring a tight load deflection specification in a space critical environment.

REDUX™ Wave Springs occupy a very small area relative to the amount of work they can perform. In fact, Lee Spring's REDUX™ Wave Springs can reduce the size and weight of the assembly by as much as 50%.

REDUX™ Wave Springs are manufactured from Type 17-7 Stainless Steel flat wire formed in continuous precise coils with uniform diameters and waves.

Specifications:

- Material: Stainless Steel Type 17-7 PH
- Wire: Pre-tempered flat wire
- Maximum Temperature: 650 degrees F (340° C)
- Finish: Passivated
- Coils: Continuous Coil
- Design: Uniform diameter and wave heights



REDUX™ WAVE SPRINGS



Lee Spring can manufacture custom REDUX™ wave springs to your specifications. Contact us today!

REDUX™ Wave Springs

Guide to using tables

Lee Stock Number:
Lee Spring Part Number.

Rod Diameter:
Suggested maximum rod size if needed to guide the inside of the spring.

Working Height:
Suggested shortest operating height to avoid loading overstress.

Wire Thickness X Radial Wall:
The thickness and width of flat wire used to make the spring.

Turns:
The approximate number of circular turns of flat wire formed in a wave spring.

Waves Per Turn:
The number of waves formed on the wire per full turn.

LEE STOCK NUMBER	HOLE DIAMETER		ROD DIAMETER		NOMINAL LOAD		WORKING HEIGHT		FREE HEIGHT		WIRE THICKNESS X RADIAL WALL		TURNS	WAVES PER TURN	SPRING RATE		PRICE GROUP
	IN.	MM	IN.	MM	LB.	N	IN.	MM	IN.	MM	IN.	MM			LB/IN.	N/MM	
LW 025 02 0075S							.033	.84	.075	1.91			3		48	8.41	P1
LW 025 02 0100S							.050	1.27	.100	2.54			4		40	7.01	P1
LW 025 02 0125S							.060	1.52	.125	3.18			5		31	5.43	P1
LW 025 02 0150S							.075	1.91	.150	3.81	.006	.15	6		27	4.73	P2
LW 025 02 0175S	.250	6.35	.150	3.81	2	8.90	.085	2.16	.175	4.45	x	x	7	2.5	22	3.85	P3
LW 025 02 0200S							.095	2.41	.200	5.08	.024	.61	8		19	3.33	P4
LW 025 02 0225S							.120	3.05	.225	5.72			9		19	3.33	P4
LW 025 02 0275S							.140	3.56	.275	6.99					17	2.67	P5

Hole Diameter:
Suggested minimum hole size if needed for spring containment.

Nominal Load:
The approximate load or force to compress spring to the working height.

Free Height:
The overall height of a spring in the unloaded position.

Spring Rate:
The change in load or force per unit of deflection.

Price Group:
Reference for price list. See fold-out section at rear of book.

REDUX WAVE SPRINGS

Additional Information

- Avoid operating beyond the listed Nominal Load and Working Height, or the stresses may cause permanent spring set or failure.
- Make sure to install the REDUX Wave Spring with the correct Hole and Rod sizes. The listed Hole Diameter and Rod Diameter are properly matched with the spring to insure clearance fit. The spring's Outside Diameter and Inside Diameter are approximate only.

How to Determine Price

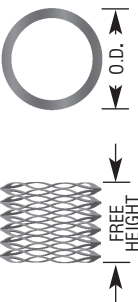
1. Select the spring you want by LEE STOCK NUMBER.
2. Read across to the last column PRICE GROUP to obtain the price code: when applicable, select the price code that corresponds to the material type required.
3. Refer to the PRICE GROUP in the appropriate pricing chart by spring type located in the back of this catalog for pricing up to 199 pieces of an item.
4. Prices subject to change without notice.

FREE SHIPPING AVAILABLE

See Price List in back of catalog for details.

LEE STOCK NUMBER	HOLE DIAMETER		ROD DIAMETER		NOMINAL LOAD		WORKING HEIGHT		FREE HEIGHT		WIRE THICKNESS X RADIAL WALL		TURNS	WAVES PER TURN	SPRING RATE		PRICE GROUP	
	IN.	MM	IN.	MM	LB.	N	IN.	MM	IN.	MM	IN.	MM			#	#		LB/IN.
LW 025 02 0075S	.250	6.35	.150	3.81	2	8.90	.033	.84	.075	1.91	.006	.15	3	2.5	48	8.41	P1	
LW 025 02 0100S							.050	1.27	.100	2.54					4	40	7.01	P1
LW 025 02 0125S							.060	1.52	.125	3.18					5	31	5.43	P1
LW 025 02 0150S							.075	1.91	.150	3.81					6	27	4.73	P2
LW 025 02 0175S							.085	2.16	.175	4.45					7	22	3.85	P3
LW 025 02 0200S							.095	2.41	.200	5.08					8	19	3.33	P4
LW 025 02 0225S							.120	3.05	.225	5.72					9	19	3.33	P4
LW 025 02 0275S							.140	3.56	.275	6.99					11	15	2.63	P5
LW 025 02 0325S	.170	4.32	.325	8.26	13	13	2.28	P7										
LW 025 05 0075S	.250	6.35	.150	3.81	5	22.24	.037	.94	.075	1.91	.008	.20	3	2.5	132	23.12	P1	
LW 025 05 0100S							.048	1.22	.100	2.54					4	96	16.81	P1
LW 025 05 0125S							.065	1.65	.125	3.18					5	83	14.54	P1
LW 025 05 0150S							.075	1.91	.150	3.81					6	67	11.73	P2
LW 025 05 0175S							.090	2.29	.175	4.45					7	59	10.33	P3
LW 025 05 0200S							.100	2.54	.200	5.08					8	50	8.76	P4
LW 025 05 0225S							.120	3.05	.225	5.72					9	48	8.41	P5
LW 025 05 0275S							.148	3.76	.275	6.99					11	39	6.83	P7
LW 025 05 0325S	.175	4.45	.325	8.26	13	33	5.78	P9										
LW 031 03 0114S	.312	7.92	.200	5.08	3	13.34	.070	1.78	.114	2.90	.008	.20	3	2.5	68	11.91	P1	
LW 031 03 0152S							.096	2.44	.152	3.86					4	54	9.46	P1
LW 031 03 0190S							.118	3.00	.190	4.83					5	42	7.36	P1
LW 031 03 0228S							.145	3.68	.228	5.79					6	36	6.30	P2
LW 031 03 0266S							.165	4.19	.266	6.76					7	30	5.25	P2
LW 031 03 0304S							.195	4.95	.304	7.72					8	28	4.90	P3
LW 031 03 0342S							.215	5.46	.342	8.69					9	24	4.20	P4
LW 031 03 0418S							.262	6.65	.418	10.62					11	19	3.33	P8
LW 031 03 0494S	.309	7.85	.494	12.55	13	16	2.80	P8										
LW 031 06 0114S	.312	7.92	.200	5.08	6	26.69	.072	1.83	.114	2.90	.010	.25	3	2.5	143	25.04	P1	
LW 031 06 0152S							.096	2.44	.152	3.86					4	107	18.74	P1
LW 031 06 0190S							.123	3.12	.190	4.83					5	90	15.76	P2
LW 031 06 0228S							.144	3.66	.228	5.79					6	71	12.43	P3
LW 031 06 0266S							.176	4.47	.266	6.76					7	67	11.73	P4
LW 031 06 0304S							.197	5.00	.304	7.72					8	56	9.81	P4
LW 031 06 0342S							.227	5.77	.342	8.69					9	52	9.11	P7
LW 031 06 0418S							.278	7.06	.418	10.62					11	43	7.53	P7
LW 031 06 0494S	.336	8.53	.494	12.55	13	38	6.65	P9										
LW 038 04 0150S	.375	9.53	.250	6.35	4	17.79	.062	1.57	.150	3.81	.008	.20	3	2.5	45	7.88	P1	
LW 038 04 0200S							.098	2.49	.200	5.08					4	39	6.83	P1
LW 038 04 0250S							.108	2.74	.250	6.35					5	28	4.90	P1
LW 038 04 0300S							.135	3.43	.300	7.62					6	24	4.20	P3
LW 038 04 0350S							.150	3.81	.350	8.89					7	20	3.50	P3
LW 038 04 0400S							.184	4.67	.400	10.16					8	19	3.33	P5
LW 038 04 0450S							.195	4.95	.450	11.43					9	16	2.80	P6
LW 038 04 0500S							.228	5.79	.500	12.70					10	15	2.63	P6
LW 038 04 0550S	.240	6.10	.550	13.97	11	13	2.28	P7										

REDUX WAVE SPRINGS



SPECIAL INSTRUCTIONS FOR REDUX WAVE SERIES

PRICING: See Inside Back Cover for up to 199 pricing; to price or order up to 599 pieces, visit www.leespring.com; 600+ pieces, contact Lee Spring.
CUSTOM DESIGNS: Custom Wave Spring designs are available on request; see Custom Springs Section for Wave Spring specification form.

REDUX™ WAVE SPRINGS (INCH)

PLAIN ENDS • 17-7 PH Stainless Steel (Passivated)

REDUX WAVE SPRINGS

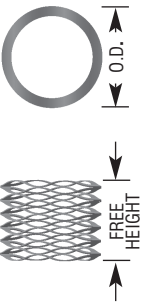
LEE STOCK NUMBER	HOLE DIAMETER		ROD DIAMETER		NOMINAL LOAD		WORKING HEIGHT		FREE HEIGHT		WIRE THICKNESS X RADIAL WALL		TURNS #	WAVES PER TURN #	SPRING RATE		PRICE GROUP									
	IN.	MM	IN.	MM	LB.	N	IN.	MM	IN.	MM	IN.	MM			LB/IN.	N/MM										
LW 038 07 0150S	.375	9.53	.250	6.35	7	31.14	.081	2.06	.150	3.81	.011	.28	3	2.5	101	17.69	P1									
LW 038 07 0200S							.119	3.02	.200	5.08			4		86	15.06	P2									
LW 038 07 0250S							.145	3.68	.250	6.35			5		67	11.73	P3									
LW 038 07 0300S							.180	4.57	.300	7.62			6		58	10.16	P4									
LW 038 07 0350S							.202	5.13	.350	8.89			7		47	8.23	P4									
LW 038 07 0400S							.240	6.10	.400	10.16			8		44	7.71	P4									
LW 038 07 0450S							.262	6.65	.450	11.43			9		37	6.48	P7									
LW 038 07 0500S							.298	7.57	.500	12.70			10		35	6.13	P7									
LW 038 07 0550S							.327	8.31	.550	13.97			11		31	5.43	P7									
LW 044 04 0165S							.437	11.10	.281	7.14			4		17.79	.063	1.60	.165	4.19	.008	.20	3	2.5	39	6.83	P1
LW 044 04 0220S																.093	2.36	.220	5.59			4		31	5.43	P2
LW 044 04 0275S	.109	2.77	.275	6.99	5	24					4.20	P3														
LW 044 04 0330S	.143	3.63	.330	8.38	6	21					3.68	P3														
LW 044 04 0385S	.160	4.06	.385	9.78	7	18					3.15	P4														
LW 044 04 0440S	.195	4.95	.440	11.18	8	16					2.80	P4														
LW 044 04 0495S	.210	5.33	.495	12.57	9	14					2.45	P5														
LW 044 04 0550S	.240	6.10	.550	13.97	10	13					2.28	P6														
LW 044 04 0605S	.260	6.60	.605	15.37	11	12					2.10	P10														
LW 044 08 0165S	.437	11.10	.281	7.14	8	35.59					.082	2.08		.165		4.19	.011	.28	3			2.5		96	16.81	P1
LW 044 08 0220S											.115	2.92		.220		5.59			4					76	13.31	P2
LW 044 08 0275S							.142	3.61	.275	6.99	5	60	10.51	P4												
LW 044 08 0330S							.179	4.55	.330	8.38	6	53	9.28	P4												
LW 044 08 0385S							.198	5.03	.385	9.78	7	43	7.53	P5												
LW 044 08 0440S							.231	5.87	.440	11.18	8	38	6.65	P5												
LW 044 08 0495S							.255	6.48	.495	12.57	9	33	5.78	P5												
LW 044 08 0550S							.290	7.37	.550	13.97	10	31	5.43	P7												
LW 044 08 0605S							.319	8.10	.605	15.37	11	28	4.90	P10												
LW 050 05 0180S							.500	12.70	.312	7.92	5	22.24	.062	1.57	.180	4.57			.008	.20	3		2.5	42	7.36	P1
LW 050 05 0240S													.090	2.29	.240	6.10					4			33	5.78	P2
LW 050 05 0300S	.107	2.72	.300	7.62	5	26							4.55	P4												
LW 050 05 0360S	.136	3.45	.360	9.14	6	22							3.85	P5												
LW 050 05 0420S	.150	3.81	.420	10.67	7	19							3.33	P5												
LW 050 05 0480S	.180	4.57	.480	12.19	8	17							2.98	P7												
LW 050 05 0540S	.195	4.95	.540	13.72	9	14							2.45	P10												
LW 050 05 0600S	.220	5.59	.600	15.24	10	13							2.28	P11												
LW 050 05 0660S	.240	6.10	.660	16.76	11	12							2.10	P11												
LW 050 10 0180S	.500	12.70	.312	7.92	10	44.48							.065	1.65	.180	4.57	.010	.25			3	2.5		87	15.24	P2
LW 050 10 0240S													.092	2.34	.240	6.10					4			68	11.91	P4
LW 050 10 0300S							.114	2.90	.300	7.62	5	54	9.46	P5												
LW 050 10 0360S							.147	3.73	.360	9.14	6	47	8.23	P7												
LW 050 10 0420S							.162	4.11	.420	10.67	7	39	6.83	P7												
LW 050 10 0480S							.196	4.98	.480	12.19	8	35	6.13	P9												
LW 050 10 0540S							.207	5.26	.540	13.72	9	30	5.25	P9												
LW 050 10 0600S							.246	6.25	.600	15.24	10	28	4.90	P13												
LW 050 10 0660S							.264	6.71	.660	16.76	11	25	4.38	P14												

SPECIAL INSTRUCTIONS FOR REDUX WAVE SERIES

PRICING: See Inside Back Cover for up to 199 pricing; to price or order up to 599 pieces, visit www.leespring.com; 600+ pieces, contact Lee Spring.
CUSTOM DESIGNS: Custom Wave Spring designs are available on request; see Custom Springs Section for Wave Spring specification form.

LEE STOCK NUMBER	HOLE DIAMETER		ROD DIAMETER		NOMINAL LOAD		WORKING HEIGHT		FREE HEIGHT		WIRE THICKNESS X RADIAL WALL		TURNS	WAVES PER TURN	SPRING RATE		PRICE GROUP	
	IN.	MM	IN.	MM	LB.	N	IN.	MM	IN.	MM	IN.	MM			#	#		LB/IN.
LW 050 15 0180S	.500	12.70	.312	7.92	15	66.72	.075	1.91	.180	4.57	.012	.30	3	2.5	143	25.04	P3	
LW 050 15 0240S							.110	2.79	.240	6.10					4	115	20.14	P5
LW 050 15 0300S							.136	3.45	.300	7.62					5	91	15.94	P6
LW 050 15 0360S							.167	4.24	.360	9.14					6	78	13.66	P7
LW 050 15 0420S							.182	4.62	.420	10.67					7	63	11.03	P8
LW 050 15 0480S							.216	5.49	.480	12.19					8	57	9.98	P10
LW 050 15 0540S							.240	6.10	.540	13.72					9	50	8.76	P10
LW 050 15 0600S							.280	7.11	.600	15.24					10	47	8.23	P15
LW 050 15 0660S							.312	7.92	.660	16.76					11	43	7.53	P16
LW 056 05 0195S							.562	14.27	.375	9.53					5	22.24	.080	2.03
LW 056 05 0260S	.125	3.18	.260	6.60	4	37					6.48	P3						
LW 056 05 0325S	.135	3.43	.325	8.26	5	26					4.55	P6						
LW 056 05 0390S	.180	4.57	.390	9.91	6	24					4.20	P6						
LW 056 05 0455S	.190	4.83	.455	11.56	7	19					3.33	P8						
LW 056 05 0520S	.230	5.84	.520	13.21	8	17					2.98	P9						
LW 056 05 0585S	.260	6.60	.585	14.86	9	15					2.63	P10						
LW 056 05 0650S	.285	7.24	.650	16.51	10	14					2.45	P14						
LW 056 05 0715S	.315	8.00	.715	18.16	11	13					2.28	P14						
LW 056 11 0195S	.562	14.27	.375	9.53	11	48.93					.086	2.18	.195	4.95			.012	.30
LW 056 11 0260S							.123	3.12	.260	6.60	4	80	14.01	P3				
LW 056 11 0325S							.145	3.68	.325	8.26	5	61	10.68	P6				
LW 056 11 0390S							.187	4.75	.390	9.91	6	54	9.46	P7				
LW 056 11 0455S							.209	5.31	.455	11.56	7	45	7.88	P8				
LW 056 11 0520S							.253	6.43	.520	13.21	8	41	7.18	P9				
LW 056 11 0585S							.273	6.93	.585	14.86	9	35	6.13	P11				
LW 056 11 0650S							.318	8.08	.650	16.51	10	33	5.78	P14				
LW 056 11 0715S							.343	8.71	.715	18.16	11	30	5.25	P14				
LW 056 18 0195S							.562	14.27	.375	9.53	18	80.07	.093	2.36	.195	4.95		
LW 056 18 0260S	.136	3.45	.260	6.60	4	145							25.39	P5				
LW 056 18 0325S	.165	4.19	.325	8.26	5	113							19.79	P8				
LW 056 18 0390S	.212	5.38	.390	9.91	6	101							17.69	P8				
LW 056 18 0455S	.245	6.22	.455	11.56	7	86							15.06	P10				
LW 056 18 0520S	.282	7.16	.520	13.21	8	76							13.31	P11				
LW 056 18 0585S	.323	8.20	.585	14.86	9	69							12.08	P11				
LW 056 18 0650S	.360	9.14	.650	16.51	10	62							10.86	P18				
LW 056 18 0715S	.408	10.36	.715	18.16	11	59							10.33	P19				
LW 063 06 0180S	.625	15.88	.450	11.43	6	26.69							.055	1.40	.180	4.57	.010	.25
LW 063 06 0240S							.068	1.73	.240	6.10	4	35	6.13	P7				
LW 063 06 0300S							.085	2.16	.300	7.62	5	28	4.90	P9				
LW 063 06 0360S							.106	2.69	.360	9.14	6	24	4.20	P11				
LW 063 06 0420S							.128	3.25	.420	10.67	7	21	3.68	P11				
LW 063 06 0540S							.165	4.19	.540	13.72	9	16	2.80	P11				
LW 063 06 0660S							.202	5.13	.660	16.76	11	13	2.28	P14				
LW 063 06 0780S							.238	6.05	.780	19.81	13	11	1.93	P16				

REDUX WAVE SPRINGS



SPECIAL INSTRUCTIONS FOR REDUX WAVE SERIES

PRICING: See Inside Back Cover for up to 199 pricing; to price or order up to 599 pieces, visit www.leespring.com; 600+ pieces, contact Lee Spring.
CUSTOM DESIGNS: Custom Wave Spring designs are available on request; see Custom Springs Section for Wave Spring specification form.

REDUX™ WAVE SPRINGS (INCH)

PLAIN ENDS • 17-7 PH Stainless Steel (Passivated)

REDUX WAVE SPRINGS

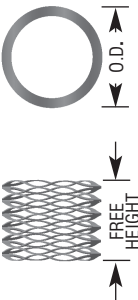
LEE STOCK NUMBER	HOLE DIAMETER		ROD DIAMETER		NOMINAL LOAD		WORKING HEIGHT		FREE HEIGHT		WIRE THICKNESS X RADIAL WALL		TURNS #	WAVES PER TURN #	SPRING RATE		PRICE GROUP	
	IN.	MM	IN.	MM	LB.	N	IN.	MM	IN.	MM	IN.	MM			LB./IN.	N/MM		
LW 063 12 0180S	.625	15.88	.450	11.43	12	53.38	.104	2.64	.180	4.57	.010	.25	3	3.5	158	27.67	P7	
LW 063 12 0240S							.130	3.30	.240	6.10					4	109	19.09	P8
LW 063 12 0300S							.175	4.45	.300	7.62					5	96	16.81	P10
LW 063 12 0360S							.206	5.23	.360	9.14					6	78	13.66	P10
LW 063 12 0420S							.246	6.25	.420	10.67					7	69	12.08	P13
LW 063 12 0540S							.317	8.05	.540	13.72					9	54	9.46	P13
LW 063 12 0660S							.386	9.80	.660	16.76					11	44	7.71	P14
LW 063 12 0780S							.454	11.53	.780	19.81					13	37	6.48	P16
LW 063 20 0180S	.625	15.88	.450	11.43	20	88.96	.102	2.59	.180	4.57	.012	.30	3	3.5	256	44.83	P8	
LW 063 20 0240S							.135	3.43	.240	6.10					4	190	33.27	P9
LW 063 20 0300S							.175	4.45	.300	7.62					5	160	28.02	P12
LW 063 20 0360S							.205	5.21	.360	9.14					6	129	22.59	P12
LW 063 20 0420S							.245	6.22	.420	10.67					7	114	19.96	P13
LW 063 20 0540S							.315	8.00	.540	13.72					9	89	15.59	P15
LW 063 20 0660S							.390	9.91	.660	16.76					11	74	12.96	P18
LW 063 20 0780S							.465	11.81	.780	19.81					13	63	11.03	P20
LW 075 07 0250S	.750	19.05	.550	13.97	7	31.14	.142	3.61	.250	6.35	.008	.20	3	3.5	65	11.38	P5	
LW 075 07 0333S							.187	4.75	.333	8.46					4	48	8.41	P6
LW 075 07 0417S							.246	6.25	.417	10.59					5	41	7.18	P6
LW 075 07 0500S							.285	7.24	.500	12.70					6	33	5.78	P7
LW 075 07 0583S							.348	8.84	.583	14.81					7	30	5.25	P7
LW 075 07 0750S							.446	11.33	.750	19.05					9	23	4.03	P14
LW 075 07 1000S							.580	14.73	1.000	25.40					12	17	2.98	P17
LW 075 13 0250S	.750	19.05	.550	13.97	13	57.83	.159	4.04	.250	6.35	.010	.25	3	3.5	143	25.04	P7	
LW 075 13 0333S							.203	5.16	.333	8.46					4	100	17.51	P7
LW 075 13 0417S							.270	6.86	.417	10.59					5	88	15.41	P10
LW 075 13 0500S							.314	7.98	.500	12.70					6	70	12.26	P13
LW 075 13 0583S							.381	9.68	.583	14.81					7	64	11.21	P14
LW 075 13 0750S							.489	12.42	.750	19.05					9	50	8.76	P17
LW 075 13 1000S							.649	16.48	1.000	25.40					12	37	6.48	P19
LW 075 22 0250S	.750	19.05	.550	13.97	22	97.86	.169	4.29	.250	6.35	.013	.33	3	3.5	272	47.63	P8	
LW 075 22 0333S							.215	5.46	.333	8.46					4	186	32.57	P10
LW 075 22 0417S							.291	7.39	.417	10.59					5	175	30.65	P12
LW 075 22 0500S							.335	8.51	.500	12.70					6	133	23.29	P13
LW 075 22 0583S							.405	10.29	.583	14.81					7	124	21.72	P17
LW 075 22 0750S							.526	13.36	.750	19.05					9	98	17.16	P19
LW 075 22 1000S							.699	17.75	1.000	25.40					12	73	12.78	P20
LW 088 12 0250S							.875	22.23	.600	15.24					12	53.38	.117	2.97
LW 088 12 0333S	.158	4.01	.333	8.46	4	69					12.08	P10						
LW 088 12 0417S	.207	5.26	.417	10.59	5	57					9.98	P10						
LW 088 12 0500S	.242	6.15	.500	12.70	6	47					8.23	P11						
LW 088 12 0583S	.287	7.29	.583	14.81	7	41					7.18	P11						
LW 088 12 0750S	.378	9.60	.750	19.05	9	32					5.60	P18						
LW 088 12 1000S	.498	12.65	1.000	25.40	12	24					4.20	P18						

SPECIAL INSTRUCTIONS FOR REDUX WAVE SERIES

PRICING: See Inside Back Cover for up to 199 pricing; to price or order up to 599 pieces, visit www.leespring.com; 600+ pieces, contact Lee Spring.
CUSTOM DESIGNS: Custom Wave Spring designs are available on request; see Custom Springs Section for Wave Spring specification form.

LEE STOCK NUMBER	HOLE DIAMETER		ROD DIAMETER		NOMINAL LOAD		WORKING HEIGHT		FREE HEIGHT		WIRE THICKNESS X RADIAL WALL		TURNS	WAVES PER TURN	SPRING RATE		PRICE GROUP			
	IN.	MM	IN.	MM	LB.	N	IN.	MM	IN.	MM	IN.	MM			#	#		LB/IN.	N/MM	
LW 088 18 0250S	.875	22.23	.600	15.24	18	80.07	.124	3.15	.250	6.35	.012	.30	3	3.5	148	25.92	P7			
LW 088 18 0333S							.164	4.17	.333	8.46					x	x	4	108	18.91	P10
LW 088 18 0417S							.214	5.44	.417	10.59					.094	2.39	5	89	15.59	P10
LW 088 18 0500S							.252	6.40	.500	12.70							6	76	13.31	P10
LW 088 18 0583S							.296	7.52	.583	14.81							7	66	11.56	P11
LW 088 18 0750S							.385	9.78	.750	19.05							9	50	8.76	P11
LW 088 18 1000S							.509	12.93	1.000	25.40							12	38	6.65	P13
LW 088 25 0250S	.875	22.23	.600	15.24	25	111.21	.166	4.22	.250	6.35	.015	.38	3	3.5	298	52.19	P8			
LW 088 25 0333S							.214	5.44	.333	8.46					x	x	4	210	36.78	P12
LW 088 25 0417S							.278	7.06	.417	10.59					.094	2.39	5	180	31.52	P12
LW 088 25 0500S							.327	8.31	.500	12.70							6	145	25.39	P12
LW 088 25 0583S							.395	10.03	.583	14.81							7	133	23.29	P14
LW 088 25 0750S							.510	12.95	.750	19.05							9	104	18.21	P18
LW 088 25 1000S							.670	17.02	1.000	25.40							12	78	13.66	P18
LW 100 12 0250S	1.000	25.40	.730	18.54	12	53.38	.084	2.13	.250	6.35	.010	.25	3	3.5	72	12.61	P6			
LW 100 12 0333S							.108	2.74	.333	8.46					x	x	4	53	9.28	P7
LW 100 12 0417S							.145	3.68	.417	10.59					.086	2.18	5	44	7.71	P9
LW 100 12 0500S							.165	4.19	.500	12.70							6	36	6.30	P10
LW 100 12 0583S							.201	5.11	.583	14.81							7	31	5.43	P12
LW 100 12 0750S							.258	6.55	.750	19.05							9	24	4.20	P12
LW 100 12 1000S							.342	8.69	1.000	25.40							12	18	3.15	P16
LW 100 12 1250S							.445	11.30	1.250	31.75							15	15	2.63	P20
LW 100 12 1500S							.519	13.18	1.500	38.10							18	12	2.10	P21
LW 100 12 1750S							.633	16.08	1.750	44.45							21	11	1.93	P22
LW 100 12 2000S							.710	18.03	2.000	50.80							24	9	1.58	P24
LW 100 18 0250S	1.000	25.40	.730	18.54	18	80.07	.087	2.21	.250	6.35	.012	.30	3	3.5	110	19.26	P7			
LW 100 18 0333S							.113	2.87	.333	8.46					x	x	4	82	14.36	P9
LW 100 18 0417S							.148	3.76	.417	10.59					.094	2.39	5	67	11.73	P10
LW 100 18 0500S							.175	4.45	.500	12.70							6	55	9.63	P11
LW 100 18 0583S							.212	5.38	.583	14.81							7	49	8.58	P12
LW 100 18 0750S							.276	7.01	.750	19.05							9	38	6.66	P16
LW 100 18 1000S							.360	9.14	1.000	25.40							12	28	4.90	P19
LW 100 18 1250S							.452	11.48	1.250	31.75							15	23	4.03	P19
LW 100 18 1500S							.549	13.94	1.500	38.10							18	19	3.33	P21
LW 100 18 1750S							.650	16.51	1.750	44.45							21	16	2.80	P22
LW 100 18 2000S							.720	18.29	2.000	50.80							24	14	2.45	P24
LW 100 25 0250S	1.000	25.40	.730	18.54	25	111.21	.131	3.33	.250	6.35	.015	.38	3	3.5	210	36.78	P8			
LW 100 25 0333S							.174	4.42	.333	8.46					x	x	4	157	27.50	P10
LW 100 25 0417S							.227	5.77	.417	10.59					.094	2.39	5	132	23.12	P12
LW 100 25 0500S							.266	6.76	.500	12.70							6	107	18.74	P13
LW 100 25 0583S							.319	8.10	.583	14.81							7	95	16.64	P15
LW 100 25 0750S							.406	10.31	.750	19.05							9	73	12.78	P17
LW 100 25 1000S							.541	13.74	1.000	25.40							12	54	9.46	P21
LW 100 25 1250S							.688	17.48	1.250	31.75							15	45	7.88	P20
LW 100 25 1500S							.813	20.65	1.500	38.10							18	36	6.30	P22
LW 100 25 1750S							.957	24.31	1.750	44.45							21	32	5.60	P22
LW 100 25 2000S							1.083	27.51	2.000	50.80							24	27	4.73	P23

REDUX WAVE SPRINGS



SPECIAL INSTRUCTIONS FOR REDUX WAVE SERIES

PRICING: See Inside Back Cover for up to 199 pricing; to price or order up to 599 pieces, visit www.leespring.com; 600+ pieces, contact Lee Spring.
CUSTOM DESIGNS: Custom Wave Spring designs are available on request; see Custom Springs Section for Wave Spring specification form.

REDUX™ WAVE SPRINGS (INCH)

PLAIN ENDS • 17-7 PH Stainless Steel (Passivated)

REDUX WAVE SPRINGS

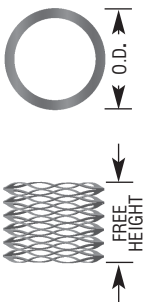
LEE STOCK NUMBER	HOLE DIAMETER		ROD DIAMETER		NOMINAL LOAD		WORKING HEIGHT		FREE HEIGHT		WIRE THICKNESS X RADIAL WALL		TURNS	WAVES PER TURN	SPRING RATE		PRICE GROUP	
	IN.	MM	IN.	MM	LB.	N	IN.	MM	IN.	MM	IN.	MM			#	#		LB/IN.
LW 112 12 0300S	1.125	28.58	.850	21.59	12	53.38	.146	3.71	.300	7.62	.012	.30	3	3.5	78	13.66	P6	
LW 112 12 0400S							.186	4.72	.400	10.16					4	56	9.81	P10
LW 112 12 0500S							.250	6.35	.500	12.70					5	48	8.41	P10
LW 112 12 0600S							.295	7.49	.600	15.24					6	39	6.83	P11
LW 112 12 0700S							.344	8.74	.700	17.78					7	34	5.95	P11
LW 112 12 0800S							.392	9.96	.800	20.32					8	29	5.08	P15
LW 112 12 1000S							.488	12.40	1.000	25.40					10	23	4.03	P16
LW 112 12 1300S							.659	16.74	1.300	33.02					13	19	3.33	P18
LW 112 12 1600S							.807	20.50	1.600	40.64					16	15	2.63	P20
LW 112 12 2000S							1.017	25.83	2.000	50.80					20	12	2.10	P22
LW 112 20 0300S	1.125	28.58	.850	21.59	20	88.96	.160	4.06	.300	7.62	.015	.38	3	3.5	143	25.04	P7	
LW 112 20 0400S							.202	5.13	.400	10.16					4	101	17.69	P9
LW 112 20 0500S							.270	6.86	.500	12.70					5	87	15.24	P10
LW 112 20 0600S							.318	8.08	.600	15.24					6	71	12.43	P12
LW 112 20 0700S							.381	9.68	.700	17.78					7	63	11.03	P13
LW 112 20 0800S							.427	10.85	.800	20.32					8	54	9.46	P13
LW 112 20 1000S							.536	13.61	1.000	25.40					10	43	7.53	P18
LW 112 20 1300S							.708	17.98	1.300	33.02					13	34	5.95	P21
LW 112 20 1600S							.861	21.87	1.600	40.64					16	27	4.73	P21
LW 112 20 2000S							1.088	27.64	2.000	50.80					20	22	3.85	P23
LW 112 30 0300S	1.125	28.58	.850	21.59	30	133.45	.178	4.52	.300	7.62	.018	.46	3	3.5	246	43.08	P8	
LW 112 30 0400S							.229	5.82	.400	10.16					4	175	30.65	P12
LW 112 30 0500S							.303	7.70	.500	12.70					5	152	26.62	P15
LW 112 30 0600S							.350	8.89	.600	15.24					6	120	21.02	P17
LW 112 30 0700S							.421	10.69	.700	17.78					7	108	18.91	P18
LW 112 30 0800S							.470	11.94	.800	20.32					8	91	15.94	P20
LW 112 30 1000S							.593	15.06	1.000	25.40					10	74	12.96	P20
LW 112 30 1300S							.787	19.99	1.300	33.02					13	58	10.16	P22
LW 112 30 1600S							.956	24.28	1.600	40.64					16	47	8.23	P22
LW 112 30 2000S							1.202	30.53	2.000	50.80					20	38	6.65	P23
LW 125 12 0300S	1.250	31.75	1.000	25.40	12	53.38	.084	2.13	.300	7.62	.012	.30	3	3.5	56	9.81	P9	
LW 125 12 0400S							.113	2.87	.400	10.16					4	42	7.36	P9
LW 125 12 0500S							.149	3.78	.500	12.70					5	34	5.95	P9
LW 125 12 0600S							.172	4.37	.600	15.24					6	28	4.90	P12
LW 125 12 0700S							.207	5.26	.700	17.78					7	24	4.20	P15
LW 125 12 0800S							.227	5.77	.800	20.32					8	21	3.68	P16
LW 125 12 1000S							.301	7.65	1.000	25.40					10	17	2.98	P16
LW 125 12 1300S							.395	10.03	1.300	33.02					13	13	2.28	P16
LW 125 12 1600S							.467	11.86	1.600	40.64					16	11	1.93	P17
LW 125 12 2000S							.591	15.01	2.000	50.80					20	9	1.58	P19
LW 125 20 0300S	1.250	31.75	1.000	25.40	20	88.96	.124	3.15	.300	7.62	.015	.38	3	3.5	114	19.96	P10	
LW 125 20 0400S							.165	4.19	.400	10.16					4	85	14.89	P10
LW 125 20 0500S							.215	5.46	.500	12.70					5	70	12.26	P10
LW 125 20 0600S							.253	6.43	.600	15.24					6	58	10.16	P14
LW 125 20 0700S							.303	7.70	.700	17.78					7	50	8.76	P16
LW 125 20 0800S							.341	8.66	.800	20.32					8	44	7.71	P16
LW 125 20 1000S							.427	10.85	1.000	25.40					10	35	6.13	P17
LW 125 20 1300S							.577	14.66	1.300	33.02					13	28	4.90	P17
LW 125 20 1600S							.692	17.58	1.600	40.64					16	22	3.85	P21
LW 125 20 2000S							.866	22.00	2.000	50.80					20	18	3.15	P24

SPECIAL INSTRUCTIONS FOR REDUX WAVE SERIES

PRICING: See Inside Back Cover for up to 199 pricing; to price or order up to 599 pieces, visit www.leespring.com; 600+ pieces, contact Lee Spring.
CUSTOM DESIGNS: Custom Wave Spring designs are available on request; see Custom Springs Section for Wave Spring specification form.

LEE STOCK NUMBER	HOLE DIAMETER		ROD DIAMETER		NOMINAL LOAD		WORKING HEIGHT		FREE HEIGHT		WIRE THICKNESS X RADIAL WALL		TURNS	WAVES PER TURN	SPRING RATE		PRICE GROUP	
	IN.	MM	IN.	MM	LB.	N	IN.	MM	IN.	MM	IN.	MM			#	#		LB/IN.
LW 125 30 0300S	1.250	31.75	1.000	25.40	30	133.45	.158	4.01	.300	7.62	.019	.48	3	3.5	210	36.78	P10	
LW 125 30 0400S							.210	5.33	.400	10.16					4	158	27.67	P10
LW 125 30 0500S							.272	6.91	.500	12.70					5	132	23.12	P10
LW 125 30 0600S							.320	8.13	.600	15.24					6	107	18.74	P15
LW 125 30 0700S							.384	9.75	.700	17.78					7	95	16.64	P16
LW 125 30 0800S							.433	11.00	.800	20.32					8	82	14.36	P17
LW 125 30 1000S							.538	13.67	1.000	25.40					10	65	11.38	P20
LW 125 30 1300S							.717	18.21	1.300	33.02					13	51	8.93	P22
LW 125 30 1600S							.878	22.30	1.600	40.64					16	42	7.36	P22
LW 125 30 2000S							1.103	28.02	2.000	50.80					20	33	5.78	P24
LW 138 15 0300S	1.375	34.93	1.030	26.16	15	66.72	.075	1.91	.300	7.62	.012	.30	3	3.5	67	11.73	P10	
LW 138 15 0400S							.099	2.51	.400	10.16					4	50	8.76	P10
LW 138 15 0500S							.129	3.28	.500	12.70					5	40	7.01	P10
LW 138 15 0600S							.155	3.94	.600	15.24					6	34	5.95	P14
LW 138 15 0700S							.179	4.55	.700	17.78					7	29	5.08	P14
LW 138 15 0800S							.206	5.23	.800	20.32					8	25	4.38	P18
LW 138 15 1000S							.256	6.50	1.000	25.40					10	20	3.50	P20
LW 138 15 1300S							.341	8.66	1.300	33.02					13	16	2.80	P22
LW 138 15 1600S							.424	10.77	1.600	40.64					16	13	2.28	P22
LW 138 15 2000S							.530	13.46	2.000	50.80					20	10	1.75	P24
LW 138 25 0300S	1.375	34.93	1.030	26.16	25	111.21	.142	3.61	.300	7.62	.016	.41	3	3.5	158	27.67	P10	
LW 138 25 0400S							.186	4.72	.400	10.16					4	117	20.49	P11
LW 138 25 0500S							.240	6.10	.500	12.70					5	96	16.81	P11
LW 138 25 0600S							.281	7.14	.600	15.24					6	78	13.66	P14
LW 138 25 0700S							.340	8.64	.700	17.78					7	69	12.08	P15
LW 138 25 0800S							.384	9.75	.800	20.32					8	60	10.51	P18
LW 138 25 1000S							.486	12.34	1.000	25.40					10	49	8.58	P20
LW 138 25 1300S							.632	16.05	1.300	33.02					13	37	6.48	P22
LW 138 25 1600S							.788	20.02	1.600	40.64					16	31	5.43	P22
LW 138 25 2000S							.982	24.94	2.000	50.80					20	25	4.38	P24
LW 138 35 0300S	1.375	34.93	1.030	26.16	35	155.69	.149	3.78	.300	7.62	.018	.46	3	3.5	232	40.63	P11	
LW 138 35 0400S							.189	4.80	.400	10.16					4	166	29.07	P12
LW 138 35 0500S							.247	6.27	.500	12.70					5	138	24.17	P12
LW 138 35 0600S							.287	7.29	.600	15.24					6	112	19.62	P14
LW 138 35 0700S							.343	8.71	.700	17.78					7	98	17.16	P14
LW 138 35 0800S							.390	9.91	.800	20.32					8	85	14.89	P17
LW 138 35 1000S							.490	12.45	1.000	25.40					10	69	12.08	P20
LW 138 35 1300S							.646	16.41	1.300	33.02					13	54	9.46	P22
LW 138 35 1600S							.793	20.14	1.600	40.64					16	43	7.53	P22
LW 138 35 2000S							1.000	25.40	2.000	50.80					20	35	6.13	P24
LW 150 20 0300S	1.500	38.10	1.140	28.96	20	88.96	.129	3.28	.300	7.62	.016	.41	3	3.5	117	20.49	P10	
LW 150 20 0400S							.164	4.17	.400	10.16					4	85	14.89	P13
LW 150 20 0500S							.213	5.41	.500	12.70					5	70	12.26	P13
LW 150 20 0600S							.247	6.27	.600	15.24					6	57	9.98	P14
LW 150 20 0700S							.301	7.65	.700	17.78					7	50	8.76	P14
LW 150 20 0800S							.337	8.56	.800	20.32					8	43	7.53	P18
LW 150 20 1000S							.430	10.92	1.000	25.40					10	35	6.13	P18
LW 150 20 1300S							.565	14.35	1.300	33.02					13	27	4.73	P21
LW 150 20 1600S							.694	17.63	1.600	40.64					16	22	3.85	P23
LW 150 20 2000S							.866	22.00	2.000	50.80					20	18	3.15	P24

REDUX WAVE SPRINGS



SPECIAL INSTRUCTIONS FOR REDUX WAVE SERIES

PRICING: See Inside Back Cover for up to 199 pricing; to price or order up to 599 pieces, visit www.leespring.com; 600+ pieces, contact Lee Spring.
CUSTOM DESIGNS: Custom Wave Spring designs are available on request; see Custom Springs Section for Wave Spring specification form.

REDUX™ WAVE SPRINGS (INCH)

PLAIN ENDS • 17-7 PH Stainless Steel (Passivated)

REDUX WAVE SPRINGS

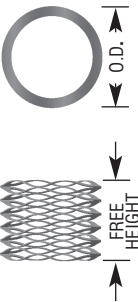
LEE STOCK NUMBER	HOLE DIAMETER		ROD DIAMETER		NOMINAL LOAD		WORKING HEIGHT		FREE HEIGHT		WIRE THICKNESS X RADIAL WALL		TURNS #	WAVES PER TURN #	SPRING RATE		PRICE GROUP
	IN.	MM	IN.	MM	LB.	N	IN.	MM	IN.	MM	IN.	MM			LB./IN.	N/MM	
LW 150 35 0300S	1.500	38.10	1.140	28.96	35	155.69	.122	3.10	.300	7.62	.018 x .133	.46 x 3.38	3	3.5	197	34.50	P10
LW 150 35 0400S							.158	4.01	.400	10.16			4		145	25.39	P13
LW 150 35 0500S							.206	5.23	.500	12.70			5		119	20.84	P13
LW 150 35 0600S							.241	6.12	.600	15.24			6		97	16.99	P17
LW 150 35 0700S							.291	7.39	.700	17.78			7		86	15.06	P17
LW 150 35 0800S							.324	8.23	.800	20.32			8		74	12.96	P18
LW 150 35 1000S							.409	10.39	1.000	25.40			10		59	10.33	P18
LW 150 35 1300S							.540	13.72	1.300	33.02			13		46	8.06	P20
LW 150 35 1600S							.657	16.69	1.600	40.64			16		37	6.48	P23
LW 150 35 2000S							.835	21.21	2.000	50.80			20		30	5.25	P24
LW 150 60 0300S	1.500	38.10	1.140	28.96	60	266.89	.166	4.22	.300	7.62	.018 x .133	.46 x 3.38	3	4.5	448	78.46	P14
LW 150 60 0400S							.216	5.49	.400	10.16			4		326	57.09	P16
LW 150 60 0500S							.278	7.06	.500	12.70			5		270	47.28	P16
LW 150 60 0600S							.329	8.36	.600	15.24			6		221	38.70	P17
LW 150 60 0700S							.390	9.91	.700	17.78			7		194	33.97	P17
LW 150 60 0800S							.443	11.25	.800	20.32			8		168	29.42	P19
LW 150 60 1000S							.555	14.10	1.000	25.40			10		135	23.64	P19
LW 150 60 1300S							.726	18.44	1.300	33.02			13		105	18.39	P21
LW 150 60 1600S							.890	22.61	1.600	40.64			16		85	14.89	P23
LW 150 60 2000S							1.119	28.42	2.000	50.80			20		68	11.91	P24
LW 175 25 0375S	1.750	44.45	1.340	34.04	25	111.21	.155	3.94	.375	9.53	.018 x .143	.46 x 3.63	3	3.5	114	19.96	P10
LW 175 25 0500S							.200	5.08	.500	12.70			4		83	14.54	P12
LW 175 25 0625S							.265	6.73	.625	15.88			5		69	12.08	P14
LW 175 25 0750S							.310	7.87	.750	19.05			6		57	9.98	P15
LW 175 25 0870S							.367	9.32	.870	22.10			7		50	8.76	P15
LW 175 25 1000S							.415	10.54	1.000	25.40			8		43	7.53	P16
LW 175 25 1250S							.523	13.28	1.250	31.75			10		34	5.95	P18
LW 175 25 1500S							.638	16.21	1.500	38.10			12		29	5.08	P22
LW 175 25 1750S							.737	18.72	1.750	44.45			14		25	4.38	P23
LW 175 25 2000S							.844	21.44	2.000	50.80			16		22	3.85	P23
LW 175 50 0375S	1.750	44.45	1.340	34.04	50	222.41	.188	4.78	.375	9.53	.018 x .143	.46 x 3.63	3	4.5	267	46.76	P10
LW 175 50 0500S							.244	6.20	.500	12.70			4		195	34.15	P12
LW 175 50 0625S							.315	8.00	.625	15.88			5		161	28.20	P14
LW 175 50 0750S							.374	9.50	.750	19.05			6		133	23.29	P15
LW 175 50 0870S							.452	11.48	.870	22.10			7		120	21.02	P15
LW 175 50 1000S							.505	12.83	1.000	25.40			8		101	17.69	P16
LW 175 50 1250S							.629	15.98	1.250	31.75			10		81	14.19	P18
LW 175 50 1500S							.768	19.51	1.500	38.10			12		68	11.91	P22
LW 175 50 1750S							.899	22.83	1.750	44.45			14		59	10.33	P23
LW 175 50 2000S							1.026	26.06	2.000	50.80			16		51	8.93	P23
LW 175 90 0375S	1.750	44.45	1.340	34.04	90	400.34	.232	5.89	.375	9.53	.024 x .148	.61 x 3.76	3	4.5	629	110.15	P10
LW 175 90 0500S							.314	7.98	.500	12.70			4		484	84.77	P12
LW 175 90 0625S							.409	10.39	.625	15.88			5		417	73.03	P14
LW 175 90 0750S							.482	12.24	.750	19.05			6		336	58.85	P15
LW 175 90 0870S							.577	14.66	.870	22.10			7		307	53.76	P17
LW 175 90 1000S							.651	16.54	1.000	25.40			8		258	45.18	P17
LW 175 90 1250S							.813	20.65	1.250	31.75			10		206	36.08	P20
LW 175 90 1500S							.980	24.89	1.500	38.10			12		173	30.30	P23
LW 175 90 1750S							1.147	29.13	1.750	44.45			14		149	26.09	P23
LW 175 90 2000S							1.317	33.45	2.000	50.80			16		132	23.12	P24

SPECIAL INSTRUCTIONS FOR REDUX WAVE SERIES

PRICING: See Inside Back Cover for up to 199 pricing; to price or order up to 599 pieces, visit www.leespring.com; 600+ pieces, contact Lee Spring.
CUSTOM DESIGNS: Custom Wave Spring designs are available on request; see Custom Springs Section for Wave Spring specification form.

LEE STOCK NUMBER	HOLE DIAMETER		ROD DIAMETER		NOMINAL LOAD		WORKING HEIGHT		FREE HEIGHT		WIRE THICKNESS X RADIAL WALL		TURNS #	WAVES PER TURN #	SPRING RATE		PRICE GROUP	
	MM	IN.	MM	IN.	N	LB.	MM	IN.	MM	IN.	MM	IN.			N/MM	LB/IN.		
LWM06 006 0152S	6	.236	4	.157	6	1.35	0.61	.024	1.52	.060	.13	.005	3	2.5	6.56	37.46	P1	
LWM06 006 0203S							0.81	.032	2.03	.080					4	4.92	28.09	P1
LWM06 006 0254S							1.02	.040	2.54	.100					5	3.94	22.50	P1
LWM06 006 0305S							1.22	.048	3.05	.120					6	3.28	18.73	P1
LWM06 006 0356S							1.42	.056	3.56	.140					7	2.81	16.04	P2
LWM06 006 0406S							1.63	.064	4.06	.160					8	2.46	14.05	P3
LWM06 006 0457S							1.83	.072	4.57	.180					9	2.19	12.50	P4
LWM06 006 0559S							2.24	.088	5.59	.220					11	1.79	10.22	P4
LWM06 006 0660S							2.64	.104	6.60	.260					13	1.51	8.62	P5
LWM06 012 0152S	6	.236	4	.157	12	2.70	0.74	.029	1.52	.060	.15	.006	3	2.5	15.24	87.02	P1	
LWM06 012 0203S							0.97	.038	2.03	.080					4	11.25	64.24	P1
LWM06 012 0254S							1.22	.048	2.54	.100					5	9.09	51.90	P1
LWM06 012 0305S							1.47	.058	3.05	.120					6	7.62	43.51	P1
LWM06 012 0356S							1.70	.067	3.56	.140					7	6.47	36.94	P2
LWM06 012 0406S							1.96	.077	4.06	.160					8	5.69	32.49	P3
LWM06 012 0457S							2.18	.086	4.57	.180					9	5.03	28.72	P4
LWM06 012 0559S							2.69	.106	5.59	.220					11	4.14	23.64	P4
LWM06 012 0660S							3.18	.125	6.60	.260					13	3.50	19.98	P5
LWM08 015 0282S	8	.315	5	.197	15	3.37	1.70	.067	2.82	.111	.20	.008	3	2.5	13.42	76.63	P1	
LWM08 015 0376S							2.39	.094	3.76	.148					4	10.94	62.47	P1
LWM08 015 0470S							2.74	.108	4.70	.185					5	7.67	43.79	P1
LWM08 015 0564S							3.56	.140	5.64	.222					6	7.20	41.11	P1
LWM08 015 0658S							4.01	.158	6.58	.259					7	5.85	33.40	P2
LWM08 015 0752S							4.57	.180	7.52	.296					8	5.09	29.06	P3
LWM08 015 0846S							5.26	.207	8.46	.333					9	4.69	26.78	P4
LWM08 015 1034S							6.35	.250	10.34	.407					11	3.76	21.47	P8
LWM08 015 1222S							7.37	.290	12.22	.481					13	3.09	17.64	P8
LWM08 030 0282S	8	.315	5	.197	30	6.74	1.78	.070	2.82	.111	.25	.010	3	2.5	28.81	164.50	P1	
LWM08 030 0376S							2.54	.100	3.76	.148					4	24.61	140.52	P1
LWM08 030 0470S							3.05	.120	4.70	.185					5	18.17	103.75	P2
LWM08 030 0564S							3.81	.150	5.64	.222					6	16.40	93.64	P2
LWM08 030 0658S							4.32	.170	6.58	.259					7	13.27	75.77	P3
LWM08 030 0752S							4.95	.195	7.52	.296					8	11.69	66.75	P4
LWM08 030 0846S							5.59	.220	8.46	.333					9	10.45	59.67	P7
LWM08 030 1034S							6.86	.270	10.34	.407					11	8.62	49.22	P8
LWM08 030 1222S							7.87	.310	12.22	.481					13	6.91	39.46	P8
LWM10 018 0396S	10	.394	7	.276	18	4.05	1.91	.075	3.96	.156	.20	.008	3	2.5	8.75	49.96	P1	
LWM10 018 0528S							2.54	.100	5.28	.208					4	6.56	37.46	P2
LWM10 018 0660S							3.15	.124	6.60	.260					5	5.21	29.75	P2
LWM10 018 0792S							3.78	.149	7.92	.312					6	4.35	24.84	P3
LWM10 018 0925S							4.42	.174	9.25	.364					7	3.73	21.30	P4
LWM10 018 1057S							5.05	.199	10.57	.416					8	3.27	18.67	P5
LWM10 018 1189S							5.69	.224	11.89	.468					9	2.90	16.56	P6
LWM10 018 1321S							6.32	.249	13.21	.520					10	2.61	14.90	P7
LWM10 018 1453S							6.96	.274	14.53	.572					11	2.38	13.59	P7

REDUX WAVE SPRINGS



SPECIAL INSTRUCTIONS FOR REDUX WAVE SERIES

PRICING: See Inside Back Cover for up to 199 pricing; to price or order up to 599 pieces, visit www.leespring.com; 600+ pieces, contact Lee Spring.
CUSTOM DESIGNS: Custom Wave Spring designs are available on request; see Custom Springs Section for Wave Spring specification form.

REDUX™ WAVE SPRINGS (METRIC)

PLAIN ENDS • 17-7 PH Stainless Steel (Passivated)

REDUX WAVE SPRINGS

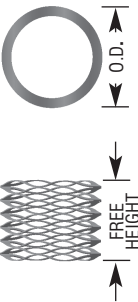
LEE STOCK NUMBER	HOLE DIAMETER		ROD DIAMETER		NOMINAL LOAD		WORKING HEIGHT		FREE HEIGHT		WIRE THICKNESS X RADIAL WALL		TURNS #	WAVES PER TURN #	SPRING RATE		PRICE GROUP		
	MM	IN.	MM	IN.	N	LB.	MM	IN.	MM	IN.	MM	IN.			N/MM	LB/IN.			
LWM10 035 0396S	10	.394	7	.276	35	7.87	2.03	.080	3.96	.156	.28	.011	3	2.5	18.13	103.52	P2		
LWM10 035 0528S							2.79	.110	5.28	.208			4		14.06	80.28	P3		
LWM10 035 0660S							3.56	.140	6.60	.260			5		11.48	65.55	P3		
LWM10 035 0792S							4.32	.170	7.92	.312			6		9.70	55.39	P4		
LWM10 035 0925S							5.08	.200	9.25	.364			x		x	7	8.40	47.96	P4
LWM10 035 1057S							5.84	.230	10.57	.416			.81		.032	8	7.41	42.31	P5
LWM10 035 1189S							6.60	.260	11.89	.468			9		6.62	37.80	P7		
LWM10 035 1321S							7.37	.290	13.21	.520			10		5.99	34.20	P7		
LWM10 035 1453S							8.13	.320	14.53	.572			11		5.47	31.23	P7		
LWM12 020 0434S	12	.472	9	.354	20	4.50	1.47	.058	4.34	.171	.20	.008	3	2.5	6.97	39.80	P2		
LWM12 020 0579S							1.98	.078	5.79	.228			4		5.25	29.98	P2		
LWM12 020 0724S							2.46	.097	7.24	.285			5		4.19	23.92	P4		
LWM12 020 0869S							2.95	.116	8.69	.342			x		x	6	3.48	19.87	P4
LWM12 020 1013S							3.45	.136	10.13	.399			1.02		.040	7	2.99	17.07	P5
LWM12 020 1158S							3.94	.155	11.58	.456			8		2.62	14.96	P7		
LWM12 020 1303S							4.45	.175	13.03	.513			9		2.33	13.30	P8		
LWM12 020 1448S							4.93	.194	14.48	.570			10		2.09	11.93	P11		
LWM12 020 1593S							5.44	.214	15.93	.627			11		1.91	10.91	P11		
LWM12 040 0434S	12	.472	8.5	.335	40	8.99	2.36	.093	4.34	.171	.28	.011	3	2.5	20.19	115.28	P3		
LWM12 040 0579S							3.18	.125	5.79	.228			4		15.29	87.30	P3		
LWM12 040 0724S							3.96	.156	7.24	.285			5		12.21	69.72	P5		
LWM12 040 0869S							4.75	.187	8.69	.342			x		x	6	10.16	58.01	P5
LWM12 040 1013S							5.54	.218	10.13	.399			1.17		.046	7	8.70	49.68	P7
LWM12 040 1158S							6.32	.249	11.58	.456			8		7.61	43.45	P9		
LWM12 040 1303S							7.11	.280	13.03	.513			9		6.76	38.60	P9		
LWM12 040 1448S							7.92	.312	14.48	.570			10		6.10	34.83	P13		
LWM12 040 1593S							8.71	.343	15.93	.627			11		5.55	31.69	P14		
LWM12 060 0434S	12	.472	8.5	.335	60	13.49	1.98	.078	4.34	.171	.30	.012	3	2.5	25.40	145.03	P1		
LWM12 060 0579S							2.64	.104	5.79	.228			4		19.05	108.77	P3		
LWM12 060 0724S							3.30	.130	7.24	.285			5		15.24	87.02	P6		
LWM12 060 0869S							3.99	.157	8.69	.342			x		x	6	12.77	72.92	P6
LWM12 060 1013S							4.65	.183	10.13	.399			1.14		.045	7	10.94	62.47	P8
LWM12 060 1158S							5.31	.209	11.58	.456			8		9.56	54.59	P10		
LWM12 060 1303S							5.97	.235	13.03	.513			9		8.50	48.53	P10		
LWM12 060 1448S							6.63	.261	14.48	.570			10		7.64	43.62	P15		
LWM12 060 1593S							7.29	.287	15.93	.627			11		6.95	39.68	P16		
LWM14 022 0495S	14	.551	10	.394	22	4.95	2.18	.086	4.95	.195	.23	.009	3	2.5	7.95	45.39	P3		
LWM14 022 0660S							2.95	.116	6.60	.260			4		6.01	34.32	P3		
LWM14 022 0826S							3.71	.146	8.26	.325			5		4.84	27.64	P3		
LWM14 022 0991S							4.52	.178	9.91	.390			x		x	6	4.09	23.35	P8
LWM14 022 1156S							5.33	.210	11.56	.455			1.47		.058	7	3.54	20.21	P8
LWM14 022 1321S							6.17	.243	13.21	.520			8		3.13	17.87	P9		
LWM14 022 1486S							7.01	.276	14.86	.585			9		2.80	15.99	P10		
LWM14 022 1651S							7.85	.309	16.51	.650			10		2.54	14.50	P14		
LWM14 022 1816S							8.71	.343	18.16	.715			11		2.33	13.30	P17		

SPECIAL INSTRUCTIONS FOR REDUX WAVE SERIES

PRICING: See Inside Back Cover for up to 199 pricing; to price or order up to 599 pieces, visit www.leespring.com; 600+ pieces, contact Lee Spring.
CUSTOM DESIGNS: Custom Wave Spring designs are available on request; see Custom Springs Section for Wave Spring specification form.

LEE STOCK NUMBER	HOLE DIAMETER		ROD DIAMETER		NOMINAL LOAD		WORKING HEIGHT		FREE HEIGHT		WIRE THICKNESS X RADIAL WALL		TURNS	WAVES PER TURN	SPRING RATE		PRICE GROUP	
	MM	IN.	MM	IN.	N	LB.	MM	IN.	MM	IN.	MM	IN.			#	#		N/MM
LWM14 050 0495S	14	.551	10	.394	50	11.24	2.18	.086	4.95	.195	.30	.012	7	2.5	18.06	103.12	P3	
LWM14 050 0660S							2.95	.116	6.60	.260					4	13.67	78.05	P4
LWM14 050 0826S							3.71	.146	8.26	.325					5	11.00	62.81	P4
LWM14 050 0991S							4.52	.178	9.91	.390					6	9.29	53.04	P6
LWM14 050 1156S							5.33	.210	11.56	.455					7	8.03	45.85	P9
LWM14 050 1321S							6.17	.243	13.21	.520					8	7.11	40.60	P10
LWM14 050 1486S							7.01	.276	14.86	.585					9	6.37	36.37	P11
LWM14 050 1651S							7.85	.309	16.51	.650					10	5.77	32.95	P15
LWM14 050 1816S							8.71	.343	18.16	.715					11	5.29	30.21	P18
LWM14 080 0495S	14	.551	9	.354	80	17.98	3.15	.124	4.95	.195	.38	.015	6	2.5	44.36	253.29	P4	
LWM14 080 0660S							4.19	.165	6.60	.260					4	33.15	189.28	P5
LWM14 080 0826S							5.26	.207	8.26	.325					5	26.69	152.40	P5
LWM14 080 0991S							6.30	.248	9.91	.390					6	22.18	126.65	P7
LWM14 080 1156S							7.34	.289	11.56	.455					7	18.97	108.32	P10
LWM14 080 1321S							8.41	.331	13.21	.520					8	16.66	95.13	P11
LWM14 080 1486S							9.45	.372	14.86	.585					9	14.79	84.45	P12
LWM14 080 1651S							10.49	.413	16.51	.650					10	13.29	75.88	P16
LWM14 080 1816S							11.56	.455	18.16	.715					11	12.11	69.15	P19
LWM15 025 0518S	15	.591	11	.433	25	5.62	2.57	.101	5.18	.204	.25	.010	6	2.5	9.56	54.59	P6	
LWM15 025 0691S							3.43	.135	6.91	.272					4	7.18	41.00	P8
LWM15 025 0864S							4.27	.168	8.64	.340					5	5.72	32.66	P10
LWM15 025 1036S							5.13	.202	10.36	.408					6	4.78	27.29	P12
LWM15 025 1209S							5.99	.236	12.09	.476					7	4.10	23.41	P12
LWM15 025 1382S							6.83	.269	13.82	.544					8	3.58	20.44	P13
LWM15 025 1554S							7.70	.303	15.54	.612					9	3.19	18.21	P14
LWM15 025 1727S							8.53	.336	17.27	.680					10	2.86	16.33	P14
LWM15 025 1900S							9.40	.370	19.00	.748					11	2.60	14.85	P15
LWM15 050 0518S	15	.591	10	.394	50	11.24	3.43	.135	5.18	.204	.23	.009	6	3.5	28.53	162.90	P3	
LWM15 050 0691S							4.57	.180	6.91	.272					4	21.40	122.19	P4
LWM15 050 0864S							5.72	.225	8.64	.340					5	17.12	97.75	P5
LWM15 050 1036S							6.86	.270	10.36	.408					6	14.26	81.42	P6
LWM15 050 1209S							8.00	.315	12.09	.476					7	12.23	69.83	P9
LWM15 050 1382S							9.14	.360	13.82	.544					8	10.70	61.10	P10
LWM15 050 1554S							10.29	.405	15.54	.612					9	9.51	54.30	P11
LWM15 050 1727S							11.43	.450	17.27	.680					10	8.56	48.88	P15
LWM15 050 1900S							12.57	.495	19.00	.748					11	7.78	44.42	P15
LWM15 080 0518S	15	.591	10	.394	80	17.98	3.20	.126	5.18	.204	.25	.010	5	3.5	40.38	230.57	P3	
LWM15 080 0691S							4.19	.165	6.91	.272					4	29.44	168.10	P4
LWM15 080 0864S							5.23	.206	8.64	.340					5	23.50	134.18	P5
LWM15 080 1036S							6.27	.247	10.36	.408					6	19.56	111.69	P7
LWM15 080 1209S							7.32	.288	12.09	.476					7	16.75	95.64	P10
LWM15 080 1382S							8.36	.329	13.82	.544					8	14.65	83.65	P11
LWM15 080 1554S							9.40	.370	15.54	.612					9	13.01	74.29	P12
LWM15 080 1727S							10.46	.412	17.27	.680					10	11.75	67.09	P16
LWM15 080 1900S							11.51	.453	19.00	.748					11	10.68	60.98	P18

REDUX WAVE SPRINGS



SPECIAL INSTRUCTIONS FOR REDUX WAVE SERIES

PRICING: See Inside Back Cover for up to 199 pricing; to price or order up to 599 pieces, visit www.leespring.com; 600+ pieces, contact Lee Spring.
CUSTOM DESIGNS: Custom Wave Spring designs are available on request; see Custom Springs Section for Wave Spring specification form.

REDUX™ WAVE SPRINGS (METRIC)

PLAIN ENDS • 17-7 PH Stainless Steel (Passivated)

REDUX WAVE SPRINGS

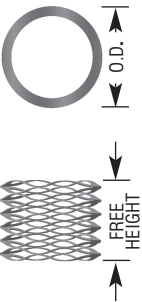
LEE STOCK NUMBER	HOLE DIAMETER		ROD DIAMETER		NOMINAL LOAD		WORKING HEIGHT		FREE HEIGHT		WIRE THICKNESS X RADIAL WALL		TURNS #	WAVES PER TURN #	SPRING RATE		PRICE GROUP										
	MM	IN.	MM	IN.	N	LB.	MM	IN.	MM	IN.	MM	IN.			N/MM	LB/IN.											
LWM16 025 0541S	16	.630	11	.433	25	5.62	2.11	.083	5.41	.213	.25	.010	3	2.5	7.57	43.22	P7										
LWM16 025 0721S							2.79	.110	7.21	.284					4	5.66	32.32	P9									
LWM16 025 0902S							3.51	.138	9.02	.355					5	4.54	25.92	P11									
LWM16 025 1082S							4.19	.165	10.82	.426					6	3.77	21.53	P11									
LWM16 025 1262S							4.90	.193	12.62	.497					7	3.24	18.50	P11									
LWM16 025 1623S							6.30	.248	16.23	.639					9	2.52	14.39	P14									
LWM16 025 1984S							7.70	.303	19.84	.781					11	2.06	11.76	P16									
LWM16 025 2344S							9.09	.358	23.44	.923					13	1.74	9.94	P19									
LWM16 055 0541S							16	.630	11	.433					55	12.36	3.63	.143	5.41	.213	.25	.010	3	3.5	30.93	176.61	P8
LWM16 055 0721S	4.83	.190	7.21	.284	4	23.04					131.56	P8															
LWM16 055 0902S	6.05	.238	9.02	.355	5	18.51					105.69	P11															
LWM16 055 1082S	7.24	.285	10.82	.426	6	15.36					87.70	P12															
LWM16 055 1262S	8.46	.333	12.62	.497	7	13.20					75.37	P13															
LWM16 055 1623S	10.87	.428	16.23	.639	9	10.26					58.58	P15															
LWM16 055 1984S	13.28	.523	19.84	.781	11	8.39					47.91	P17															
LWM16 055 2344S	15.70	.618	23.44	.923	13	7.10					40.54	P20															
LWM16 090 0541S	16	.630	11	.433	90	20.23					3.30	.130	5.41	.213			.30	.012	3	3.5					42.69	243.76	P9
LWM16 090 0721S							4.57	.180	7.21	.284	4	34.07	194.54	P9													
LWM16 090 0902S							5.59	.220	9.02	.355	5	26.25	149.88	P12													
LWM16 090 1082S							6.86	.270	10.82	.426	6	22.71	129.67	P13													
LWM16 090 1262S							7.87	.310	12.62	.497	7	18.95	108.20	P14													
LWM16 090 1623S							10.16	.400	16.23	.639	9	14.83	84.68	P16													
LWM16 090 1984S							12.45	.490	19.84	.781	11	12.18	69.55	P18													
LWM16 090 2344S							14.73	.580	23.44	.923	13	10.33	58.98	P21													
LWM18 030 0572S							18	.709	13	.512	30	6.74	3.63	.143	5.72	.225					.20	.008	3	3.5	14.40	82.22	P8
LWM18 030 0762S	4.75	.187	7.62	.300	4	10.45							59.67	P8													
LWM18 030 0953S	5.94	.234	9.53	.375	5	8.38							47.85	P11													
LWM18 030 1143S	7.14	.281	11.43	.450	6	6.99							39.91	P11													
LWM18 030 1334S	8.31	.327	13.34	.525	7	5.97							34.09	P14													
LWM18 030 1715S	10.69	.421	17.15	.675	9	4.65							26.55	P15													
LWM18 030 2286S	14.25	.561	22.86	.900	12	3.48							19.87	P19													
LWM18 055 0572S	18	.709	13	.512	55	12.36							3.68	.145	5.72	.225	.25	.010	3	3.5					27.07	154.57	P9
LWM18 055 0762S													4.98	.196	7.62	.300									4	20.82	118.88
LWM18 055 0953S							6.22	.245	9.53	.375	5	16.66	95.13	P12													
LWM18 055 1143S							7.47	.294	11.43	.450	6	13.88	79.25	P12													
LWM18 055 1334S							8.74	.344	13.34	.525	7	11.96	68.29	P15													
LWM18 055 1715S							11.23	.442	17.15	.675	9	9.29	53.04	P15													
LWM18 055 2286S							14.96	.589	22.86	.900	12	6.96	39.74	P17													
LWM18 090 0572S							18	.709	13	.512	90	20.23	3.84	.151	5.72	.225					.30	.012	3	3.5	47.88	273.39	P10
LWM18 090 0762S													5.13	.202	7.62	.300									4	36.16	206.47
LWM18 090 0953S	6.40	.252	9.53	.375	5	28.81							164.50	P13													
LWM18 090 1143S	7.70	.303	11.43	.450	6	24.10							137.61	P13													
LWM18 090 1334S	8.97	.353	13.34	.525	7	20.60							117.62	P16													
LWM18 090 1715S	11.53	.454	17.15	.675	9	16.03							91.53	P16													
LWM18 090 2286S	15.37	.605	22.86	.900	12	12.01							68.58	P18													

SPECIAL INSTRUCTIONS FOR REDUX WAVE SERIES

PRICING: See Inside Back Cover for up to 199 pricing; to price or order up to 599 pieces, visit www.leespring.com; 600+ pieces, contact Lee Spring.
CUSTOM DESIGNS: Custom Wave Spring designs are available on request; see Custom Springs Section for Wave Spring specification form.

LEE STOCK NUMBER	HOLE DIAMETER		ROD DIAMETER		NOMINAL LOAD		WORKING HEIGHT		FREE HEIGHT		WIRE THICKNESS X RADIAL WALL		TURNS #	WAVES PER TURN #	SPRING RATE		PRICE GROUP
	MM	IN.	MM	IN.	N	LB.	MM	IN.	MM	IN.	MM	IN.			N/MM	LB/IN.	
LWM20 035 0632S	20	.787	15	.591	35	7.87	2.72	.107	6.32	.249	.20	.008	3	3.5	9.70	55.39	P5
LWM20 035 0843S							3.61	.142	8.43	.332					7.25	41.40	P7
LWM20 035 1054S							4.52	.178	10.54	.415					5.81	33.17	P8
LWM20 035 1265S							5.41	.213	12.65	.498					4.83	27.58	P11
LWM20 035 1476S							6.32	.249	14.76	.581					4.15	23.70	P12
LWM20 035 1897S							8.13	.320	18.97	.747					3.23	18.44	P14
LWM20 035 2530S							10.82	.426	25.30	.996					2.42	13.82	P17
LWM20 070 0632S	20	.787	14	.551	70	15.74	3.05	.120	6.32	.249	.25	.010	3	3.5	21.36	121.96	P6
LWM20 070 0843S							4.06	.160	8.43	.332					16.02	91.47	P8
LWM20 070 1054S							5.08	.200	10.54	.415					12.82	73.20	P10
LWM20 070 1265S							6.27	.247	12.65	.498					10.98	62.69	P12
LWM20 070 1476S							7.32	.288	14.76	.581					9.41	53.73	P13
LWM20 070 1897S							9.17	.361	18.97	.747					7.14	40.77	P17
LWM20 070 2530S							12.22	.481	25.30	.996					5.35	30.55	P19
LWM20 100 0632S	20	.787	14	.551	100	22.48	4.24	.167	6.32	.249	.33	.013	3	3.5	48.01	274.13	P7
LWM20 100 0843S							5.66	.223	8.43	.332					36.12	206.24	P9
LWM20 100 1054S							7.06	.278	10.54	.415					28.74	164.10	P12
LWM20 100 1265S							8.48	.334	12.65	.498					24.01	137.09	P13
LWM20 100 1476S							9.91	.390	14.76	.581					20.61	117.68	P14
LWM20 100 1897S							12.73	.501	18.97	.747					16.00	91.36	P19
LWM20 100 2530S							16.97	.668	25.30	.996					12.00	68.52	P20
LWM25 050 0663S	25	.984	19	.748	50	11.24	2.06	.081	6.63	.261	.25	.010	3	3.5	10.94	62.47	P6
LWM25 050 0884S							2.74	.108	8.84	.348					8.20	46.82	P7
LWM25 050 1105S							3.43	.135	11.05	.435					6.56	37.46	P9
LWM25 050 1326S							4.11	.162	13.26	.522					5.47	31.23	P10
LWM25 050 1547S							4.80	.189	15.47	.609					4.69	26.78	P12
LWM25 050 1989S							6.20	.244	19.89	.783					3.65	20.84	P14
LWM25 050 2652S							8.26	.325	26.52	1.044					2.74	15.65	P16
LWM25 080 0663S	25	.984	19	.748	80	17.98	2.95	.116	6.63	.261	.30	.012	3	3.5	21.72	124.02	P7
LWM25 080 0884S							3.94	.155	8.84	.348					16.32	93.19	P8
LWM25 080 1105S							4.90	.193	11.05	.435					13.01	74.29	P11
LWM25 080 1326S							5.89	.232	13.26	.522					10.86	62.01	P13
LWM25 080 1547S							6.88	.271	15.47	.609					9.32	53.22	P15
LWM25 080 1989S							8.84	.348	19.89	.783					7.24	41.34	P17
LWM25 080 2652S							11.79	.464	26.52	1.044					5.43	31.00	P19
LWM25 110 0663S	25	.984	19	.748	110	24.73	4.04	.159	6.63	.261	.38	.015	3	3.5	42.46	242.44	P8
LWM25 110 0884S							5.38	.212	8.84	.348					31.84	181.80	P10
LWM25 110 1105S							6.73	.265	11.05	.435					25.47	145.43	P12
LWM25 110 1326S							8.08	.318	13.26	.522					21.23	121.22	P14
LWM25 110 1547S							9.40	.370	15.47	.609					18.12	103.46	P16
LWM25 110 1989S							12.12	.477	19.89	.783					14.15	80.80	P18
LWM25 110 2652S							16.15	.636	26.52	1.044					10.61	60.58	P20

REDUX WAVE SPRINGS



SPECIAL INSTRUCTIONS FOR REDUX WAVE SERIES

PRICING: See Inside Back Cover for up to 199 pricing; to price or order up to 599 pieces, visit www.leespring.com; 600+ pieces, contact Lee Spring.
CUSTOM DESIGNS: Custom Wave Spring designs are available on request; see Custom Springs Section for Wave Spring specification form.

REDUX™ WAVE SPRINGS (METRIC)

PLAIN ENDS • 17-7 PH Stainless Steel (Passivated)

REDUX WAVE SPRINGS

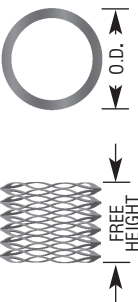
LEE STOCK NUMBER	HOLE DIAMETER		ROD DIAMETER		NOMINAL LOAD		WORKING HEIGHT		FREE HEIGHT		WIRE THICKNESS X RADIAL WALL		TURNS #	WAVES PER TURN #	SPRING RATE		PRICE GROUP
	MM	IN.	MM	IN.	N	LB.	MM	IN.	MM	IN.	MM	IN.			N/MM	LB/IN.	
LWM28 050 0724S	28	1.102	22	.866	50	11.24	3.76	.148	7.24	.285	.30	.012	3	3.5	14.37	82.05	P6
LWM28 050 0965S							5.00	.197	9.65	.380					10.76	61.44	P9
LWM28 050 1207S							6.27	.247	12.07	.475					8.63	49.28	P13
LWM28 050 1448S							7.52	.296	14.48	.570					7.18	41.00	P15
LWM28 050 1689S							8.79	.346	16.89	.665					6.17	35.23	P15
LWM28 050 1930S							10.03	.395	19.30	.760					5.39	30.78	P15
LWM28 050 2172S							11.28	.444	21.72	.855					4.79	27.35	P16
LWM28 050 2654S							13.79	.543	26.54	1.045					3.92	22.38	P17
LWM28 050 3137S							16.31	.642	31.37	1.235					3.32	18.96	P18
LWM28 080 0724S	28	1.102	22	.866	80	17.98	4.39	.173	7.24	.285	.38	.015	3	3.5	28.12	160.56	P7
LWM28 080 0965S							5.84	.230	9.65	.380					21.00	119.91	P10
LWM28 080 1207S							7.32	.288	12.07	.475					16.84	96.15	P14
LWM28 080 1448S							8.79	.346	14.48	.570					14.06	80.28	P16
LWM28 080 1689S							10.24	.403	16.89	.665					12.02	68.63	P16
LWM28 080 1930S							11.71	.461	19.30	.760					10.53	60.13	P16
LWM28 080 2172S							13.18	.519	21.72	.855					9.37	53.50	P17
LWM28 080 2654S							16.10	.634	26.54	1.045					7.66	43.74	P18
LWM28 080 3137S							19.02	.749	31.37	1.235					6.48	37.00	P19
LWM28 130 0724S	28	1.102	22	.866	130	29.23	4.57	.180	7.24	.285	.46	.018	3	3.5	48.74	278.30	P8
LWM28 130 0965S							6.07	.239	9.65	.380					36.30	207.27	P11
LWM28 130 1207S							7.59	.299	12.07	.475					29.08	166.04	P15
LWM28 130 1448S							9.12	.359	14.48	.570					24.26	138.52	P17
LWM28 130 1689S							10.64	.419	16.89	.665					20.81	118.82	P17
LWM28 130 1930S							12.17	.479	19.30	.760					18.21	103.98	P17
LWM28 130 2172S							13.69	.539	21.72	.855					16.20	92.50	P18
LWM28 130 2654S							16.71	.658	26.54	1.045					13.23	75.54	P19
LWM28 130 3137S							19.76	.778	31.37	1.235					11.20	63.95	P20
LWM30 050 0762S	30	1.181	24	.945	50	11.24	3.18	.125	7.62	.300	.30	.012	3	3.5	11.25	64.24	P9
LWM30 050 1016S							4.22	.166	10.16	.400					8.41	48.02	P9
LWM30 050 1270S							5.28	.208	12.70	.500					6.74	38.48	P14
LWM30 050 1524S							6.32	.249	15.24	.600					5.61	32.03	P15
LWM30 050 1778S							7.39	.291	17.78	.700					4.81	27.46	P15
LWM30 050 2032S							8.43	.332	20.32	.800					4.21	24.04	P15
LWM30 050 2286S							9.50	.374	22.86	.900					3.74	21.36	P16
LWM30 050 2794S							11.61	.457	27.94	1.100					3.06	17.47	P17
LWM30 050 3302S							13.72	.540	33.02	1.300					2.59	14.79	P21
LWM30 090 0762S	30	1.181	24	.945	90	20.23	3.51	.138	7.62	.300	.38	.015	3	3.5	21.87	124.88	P10
LWM30 090 1016S							4.70	.185	10.16	.400					16.48	94.10	P11
LWM30 090 1270S							5.87	.231	12.70	.500					13.17	75.20	P14
LWM30 090 1524S							7.04	.277	15.24	.600					10.97	62.64	P16
LWM30 090 1778S							8.20	.323	17.78	.700					9.40	53.67	P16
LWM30 090 2032S							9.37	.369	20.32	.800					8.22	46.94	P16
LWM30 090 2286S							10.54	.415	22.86	.900					7.31	41.74	P17
LWM30 090 2794S							12.90	.508	27.94	1.100					5.99	34.20	P18
LWM30 090 3302S							15.24	.600	33.02	1.300					5.06	28.89	P22

SPECIAL INSTRUCTIONS FOR REDUX WAVE SERIES

PRICING: See Inside Back Cover for up to 199 pricing; to price or order up to 599 pieces, visit www.leespring.com; 600+ pieces, contact Lee Spring.
CUSTOM DESIGNS: Custom Wave Spring designs are available on request; see Custom Springs Section for Wave Spring specification form.

LEE STOCK NUMBER	HOLE DIAMETER		ROD DIAMETER		NOMINAL LOAD		WORKING HEIGHT		FREE HEIGHT		WIRE THICKNESS X RADIAL WALL		TURNS #	WAVES PER TURN #	SPRING RATE		PRICE GROUP	
	MM	IN.	MM	IN.	N	LB.	MM	IN.	MM	IN.	MM	IN.			N/MM	LB/IN.		
LWM30 130 0762S	30	1.181	24	.945	130	29.23	4.19	.165	7.62	.300	.46	.018	3	3.5	37.91	216.46	P11	
LWM30 130 1016S							5.59	.220	10.16	.400					4	28.43	162.33	P12
LWM30 130 1270S							6.99	.275	12.70	.500					5	22.75	129.90	P15
LWM30 130 1524S							8.38	.330	15.24	.600					6	18.96	108.26	P17
LWM30 130 1778S							9.78	.385	17.78	.700					7	16.25	92.79	P17
LWM30 130 2032S							11.18	.440	20.32	.800					8	14.22	81.19	P17
LWM30 130 2286S							12.57	.495	22.86	.900					9	12.64	72.17	P18
LWM30 130 2794S							15.37	.605	27.94	1.100					11	10.34	59.04	P19
LWM30 130 3302S							18.16	.715	33.02	1.300					13	8.75	49.96	P23
LWM35 070 0838S	35	1.378	27	1.063	70	15.74	3.94	.155	8.38	.330	.36	.014	3	3.5	15.75	89.93	P11	
LWM35 070 1118S							5.23	.206	11.18	.440					4	11.78	67.26	P14
LWM35 070 1397S							6.55	.258	13.97	.550					5	9.44	53.90	P15
LWM35 070 1676S							7.87	.310	16.76	.660					6	7.87	44.94	P16
LWM35 070 1956S							9.17	.361	19.56	.770					7	6.74	38.48	P17
LWM35 070 2235S							10.49	.413	22.35	.880					8	5.90	33.69	P18
LWM35 070 2515S							11.81	.465	25.15	.990					9	5.25	29.98	P19
LWM35 070 3073S							14.43	.568	30.73	1.210					11	4.29	24.50	P19
LWM35 070 3632S							17.04	.671	36.32	1.430					13	3.63	20.73	P19
LWM35 110 0838S	35	1.378	27	1.063	110	24.73	4.14	.163	8.38	.330	.41	.016	3	3.5	25.93	148.06	P12	
LWM35 110 1118S							5.51	.217	11.18	.440					4	19.42	110.89	P15
LWM35 110 1397S							6.88	.271	13.97	.550					5	15.52	88.62	P16
LWM35 110 1676S							8.26	.325	16.76	.660					6	12.93	73.83	P17
LWM35 110 1956S							9.63	.379	19.56	.770					7	11.08	63.27	P18
LWM35 110 2235S							11.02	.434	22.35	.880					8	9.71	55.44	P19
LWM35 110 2515S							12.40	.488	25.15	.990					9	8.63	49.28	P20
LWM35 110 3073S							15.14	.596	30.73	1.210					11	7.05	40.25	P20
LWM35 110 3632S							17.91	.705	36.32	1.430					13	5.97	34.09	P20
LWM35 160 0838S	35	1.378	27	1.063	160	35.97	4.04	.159	8.38	.330	.46	.018	3	3.5	36.84	210.35	P14	
LWM35 160 1118S							5.38	.212	11.18	.440					4	27.63	157.76	P16
LWM35 160 1397S							6.73	.265	13.97	.550					5	22.10	126.19	P17
LWM35 160 1676S							8.08	.318	16.76	.660					6	18.42	105.18	P18
LWM35 160 1956S							9.42	.371	19.56	.770					7	15.79	90.16	P19
LWM35 160 2235S							10.77	.424	22.35	.880					8	13.81	78.85	P20
LWM35 160 2515S							12.12	.477	25.15	.990					9	12.28	70.12	P21
LWM35 160 3073S							14.81	.583	30.73	1.210					11	10.05	57.38	P21
LWM35 160 3632S							17.50	.689	36.32	1.430					13	8.50	48.53	P21
LWM40 100 0914S	40	1.575	30	1.181	100	22.48	2.90	.114	9.14	.360	.41	.016	3	3.5	16.00	91.36	P13	
LWM40 100 1219S							3.86	.152	12.19	.480					4	12.00	68.52	P15
LWM40 100 1524S							4.80	.189	15.24	.600					5	9.58	54.70	P16
LWM40 100 1829S							5.77	.227	18.29	.720					6	7.99	45.62	P16
LWM40 100 2134S							6.73	.265	21.34	.840					7	6.85	39.11	P18
LWM40 100 2438S							7.70	.303	24.38	.960					8	5.99	34.20	P19
LWM40 100 2743S							8.66	.341	27.43	1.080					9	5.33	30.43	P19
LWM40 100 3353S							10.59	.417	33.53	1.320					11	4.36	24.90	P19
LWM40 100 3962S							12.52	.493	39.62	1.560					13	3.69	21.07	P19

REDUX WAVE SPRINGS



SPECIAL INSTRUCTIONS FOR REDUX WAVE SERIES
PRICING: See Inside Back Cover for up to 199 pricing; to price or order up to 599 pieces, visit www.leespring.com; 600+ pieces, contact Lee Spring.
CUSTOM DESIGNS: Custom Wave Spring designs are available on request; see Custom Springs Section for Wave Spring specification form.

REDUX™ WAVE SPRINGS (METRIC)

PLAIN ENDS • 17-7 PH Stainless Steel (Passivated)

REDUX WAVE SPRINGS

LEE STOCK NUMBER	HOLE DIAMETER		ROD DIAMETER		NOMINAL LOAD		WORKING HEIGHT		FREE HEIGHT		WIRE THICKNESS X RADIAL WALL		TURNS	WAVES PER TURN	SPRING RATE		PRICE GROUP
	MM	IN.	MM	IN.	N	LB.	MM	IN.	MM	IN.	MM	IN.			#	#	
LWM40 150 0914S	40	1.575	30	1.181	150	33.72	5.44	.214	9.14	.360	.53	.021	3	3.5	40.45	230.97	P15
LWM40 150 1219S							7.24	.285	12.19	.480					30.28	172.90	P17
LWM40 150 1524S							9.04	.356	15.24	.600					24.20	138.18	P18
LWM40 150 1829S							10.85	.427	18.29	.720					20.16	115.11	P18
LWM40 150 2134S							12.65	.498	21.34	.840					17.27	98.61	P20
LWM40 150 2438S							14.48	.570	24.38	.960					15.14	86.45	P21
LWM40 150 2743S							16.28	.641	27.43	1.080					13.45	76.80	P21
LWM40 150 3353S							19.89	.783	33.53	1.320					11.00	62.81	P21
LWM40 150 3962S							23.50	.925	39.62	1.560					9.30	53.10	P21
LWM40 300 0914S	40	1.575	30	1.181	300	67.44	5.66	.223	9.14	.360	.46	.018	3	4.5	86.21	492.25	P14
LWM40 300 1219S							7.54	.297	12.19	.480					64.54	368.52	P16
LWM40 300 1524S							9.42	.371	15.24	.600					51.58	294.52	P17
LWM40 300 1829S							11.33	.446	18.29	.720					43.11	246.15	P17
LWM40 300 2134S							13.21	.520	21.34	.840					36.91	210.75	P19
LWM40 300 2438S							15.09	.594	24.38	.960					32.27	184.26	P20
LWM40 300 2743S							16.97	.668	27.43	1.080					28.67	163.70	P20
LWM40 300 3353S							20.75	.817	33.53	1.320					23.48	134.07	P20
LWM40 300 3962S							24.54	.966	39.62	1.560					19.88	113.51	P20
LWM45 110 0991S	45	1.772	35	1.378	110	24.73	3.38	.133	9.91	.390	.46	.018	3	3.5	16.85	96.21	P11
LWM45 110 1321S							4.52	.178	13.21	.520					12.66	72.29	P13
LWM45 110 1651S							5.64	.222	16.51	.650					10.12	57.78	P14
LWM45 110 1981S							6.76	.266	19.81	.780					8.43	48.13	P15
LWM45 110 2311S							7.90	.311	23.11	.910					7.23	41.28	P16
LWM45 110 2642S							9.02	.355	26.42	1.040					6.32	36.09	P17
LWM45 110 2972S							10.16	.400	29.72	1.170					5.62	32.09	P18
LWM45 110 3632S							12.40	.488	36.32	1.430					4.60	26.27	P21
LWM45 110 4293S							14.66	.577	42.93	1.690					3.89	22.21	P23
LWM45 225 0991S	45	1.772	35	1.378	225	50.58	5.33	.210	9.91	.390	.46	.018	3	4.5	49.21	280.98	P11
LWM45 225 1321S							6.99	.275	13.21	.520					36.16	206.47	P13
LWM45 225 1651S							9.14	.360	16.51	.650					30.55	174.44	P14
LWM45 225 1981S							10.80	.425	19.81	.780					24.95	142.46	P15
LWM45 225 2311S							12.70	.500	23.11	.910					21.61	123.39	P16
LWM45 225 2642S							14.48	.570	26.42	1.040					18.85	107.63	P17
LWM45 225 2972S							16.26	.640	29.72	1.170					16.71	95.41	P18
LWM45 225 3632S							19.81	.780	36.32	1.430					13.63	77.83	P21
LWM45 225 4293S							23.37	.920	42.93	1.690					11.50	65.66	P23
LWM45 400 0991S	45	1.772	35	1.378	400	89.92	6.43	.253	9.91	.390	.61	.024	3	4.5	114.95	656.35	P11
LWM45 400 1321S							8.38	.330	13.21	.520					82.88	473.24	P13
LWM45 400 1651S							11.20	.441	16.51	.650					75.35	430.24	P14
LWM45 400 1981S							12.95	.510	19.81	.780					58.33	333.06	P15
LWM45 400 2311S							15.37	.605	23.11	.910					51.63	294.80	P16
LWM45 400 2642S							17.27	.680	26.42	1.040					43.74	249.75	P17
LWM45 400 2972S							19.68	.775	29.72	1.170					39.87	227.65	P18
LWM45 400 3632S							24.26	.955	36.32	1.430					33.15	189.28	P22
LWM45 400 4293S							28.45	1.120	42.93	1.690					27.63	157.76	P24

SPECIAL INSTRUCTIONS FOR REDUX WAVE SERIES

PRICING: See Inside Back Cover for up to 199 pricing; to price or order up to 599 pieces, visit www.leespring.com; 600+ pieces, contact Lee Spring.
CUSTOM DESIGNS: Custom Wave Spring designs are available on request; see Custom Springs Section for Wave Spring specification form.