



# OFFROAD








**MODEL**  
Engine Description  
Cylinder Bore (mm/in.)

TOP END													BOTTOM END					CLUTCH				
SLEEVE	REBUILD KIT <small>Sleeve • Piston Gasket • Bearing</small>	BORE SIZE	PISTON SIZE	PRO-X PISTON	LAPC PISTON	WISECO PISTON	WISECO RING	WOSSNER PISTON	WOSSNER RING	T.E. BEARING	COMETIC GASKET	L.A. SLEEVE GASKET	CRANKSHAFT	CON-ROD KIT	CON-ROD ASSEMBLY <small>Rod Kit • Bearings • Seals</small>	CRANK BEARING	CRANK SEAL KIT	CLUTCH PLATE SET	CLUTCH BASKET	CLUTCH INNER HUB	PRESSURE PLATE	CLUTCH SPRING SET

**HONDA TWO-STROKE**


<b>CR-80R 1986</b> 83cc 2-Stroke Liquid Cooled 47mm 1.850" CYLINDER SLEEVING REQUIRED FOR OVERSIZES	AC	H-948	948K	47.00 47.01 47.50 48.00 49.00	Std. Std. .020 .040 .080	4080B 4080C 4082B	65.1001A 65.1001B 65.1001.050	643M04700 643M04750 643M04800 643M04900	1850CS 1869CS 1890CS 1929CS				T.E. Bearing 01154	Top End C7003	Top End 35-1205 (86-91) Complete with Oil Seals 37-1205	HR4012	Pro-X 04972	39-4972	6322C4 094181 <b>494181</b> Bearing/Seal Kit	Friction 611055 Steel 611544 Hinson Basket 31-049			
<b>CR-80R 1987-02</b> 83cc 2-Stroke Liquid Cooled 47mm 1.850" CYLINDER SLEEVING REQUIRED FOR OVERSIZES	AC	H-5066	5066K (87-91) 5066K-2 (92-02)	47.00 47.01 47.50 48.00 49.00	Std. Std. .020 .040 .080	4080B 4080C 4082B	65.1001A 65.1001B 65.1001.050	643M04700 643M04750 643M04800 643M04900	1850CS 1869CS 1890CS 1929CS				T.E. Bearing 01154	Top End C7003 (86-91) C7126 (92-02)  C7305 (92-02) (49mm)	Top End 35-1205 (86-91) 35-1112 (92-02)  Complete with Oil Seals 37-1205 (87-01) 37-1206 (92-02)	HR4012	Pro-X 04972	39-4972	6322C4 094181 <b>494181</b> Bearing/Seal Kit	Friction 611055 Steel 611544 Hinson Basket 31-049	Hub 18-1187 (87-96) 18-1197 (97-02) Plate 18-P1110 Clutch Cover Gasket N14040		
<b>CR-80R 1986-02</b> Big Bore to 105cc 52mm 2.047" HEAD MODIFICATION REQUIRED	AC	H-948B		52.35 52.60 52.70	Std. .010 .015		W948P1.35 W948P2.1 W948P35						T.E. Bearing 01154	GS948		HR4012	Pro-X 04972	39-4972	6322C4 094181 <b>494181</b> Bearing/Seal Kit	Friction 611055 Steel 611544 Hinson Basket 31-049			
<b>CR-85R 2003-04</b> 84.7cc 2-Stroke Liquid Cooled 47.5mm 1.870" CYLINDER SLEEVING REQUIRED FOR OVERSIZES	AC	H-5488	5488K	47.50 47.51 48.00 48.50 49.50	Std. Std. .020 .040 .080	4082B 4082C	65.1002A 65.1002B	833M04750 833M04800 833M04850 833M04950	1869CS 1890CS 1909CS 1949CS	8105DA 8105DB	RSB4750 RSB4750	T.E. Bearing 01154	Top End C7126 C7305 (49mm) C7315 (52mm)	Top End 35-1113 Complete with Oil Seals 37-1113	HR4012	Pro-X 04972	39-4972	6322C4 094181 <b>494181</b> Bearing/Seal Kit	Friction 611055 Steel 611544 Hinson Basket 31-049	Hub 18-1197 Plate 18-P1110 Clutch Cover Gasket N14040	Pro-X CSKP-001		
<b>CR-85R 2003-04</b> Big Bore to 96cc 50.5mm 1.988" HEAD MODIFICATION REQUIRED	BB	H-5488B		50.50	.120			833M05050	1988CS			T.E. Bearing 01154	Top End C7315		HR4012	Pro-X 04972	39-4972	6322C4 094181 <b>494181</b> Bearing/Seal Kit	Friction 611055 Steel 611544 Hinson Basket 31-049		Pro-X CSKP-001		
<b>CR-85R 2005-07</b> 84.7cc 2-Stroke Liquid Cooled 47.5mm 1.870" CYLINDER SLEEVING REQUIRED FOR OVERSIZES	AC	H-5599	5599K	47.50 47.51 48.00 48.50 49.50	Std. Std. .020 .040 .080	4082B 4082C	65.1002A 65.1002B	833M04750 833M04800 833M04850 833M04950	1869CS 1890CS 1909CS 1949CS	8105DA 8105DB	RSB4750 RSB4750	T.E. Bearing 01154	Top End C7126 (48.5mm) C7315 (52mm)	Top End 35-1114 Complete with Oil Seals 37-1114	HR4068	Pro-X 04972	39-4972	6322C4 094181 <b>494181</b> Bearing/Seal Kit	Friction 611065 Steel 611544 Hinson Basket 31-049	Hub 18-1197 Plate 18-P1110 Clutch Cover Gasket N14040	Pro-X CSKP-001		
<b>CR-85R 2005-07</b> Big Bore to 96cc 50.5mm 1.988" HEAD MODIFICATION REQUIRED	BB	H-5599B		50.50	.120			833M05050	1988CS				Top End C7315 (52mm)		HR4068	Pro-X 04972	39-4972	6322C4 094181 <b>494181</b> Bearing/Seal Kit	Friction 611065 Steel 611544  Hinson Basket 31-049				



HONDA  
HUSQVARN  
KAWASAKI  
KTM  
SUZUKI  
YAMAHA  
VINTAGE  
BIG BORE  
ACCESSORIES  
TECH.

**HONDA TWO-STROKE (CONTINUED)**

<b>CR-125 Elsinore 1973-74</b> 123cc 2-Stroke 56mm 2.205"	CI	H-85		56.00 56.50 57.00 57.50 58.00	Std. .020 .040 .060 .080			339M05600 339M05700 339M05750 339M05800	2205CD 2244CD 2264CD 2284CD			T.E. Bearing 01151	Top End C7465										Left 6305C3 Right 6322C4					
<b>CR-125 Elsinore 1975-78</b> 123cc 2-Stroke 56mm 2.205"	CI	H-085		56.00 56.50 57.00 57.50 58.00	Std. .020 .040 .060 .080			339M05600 339M05700 339M05750 339M05800	2205CD 2244CD 2264CD 2284CD			T.E. Bearing 01151	Top End C7465										Left 6305C3 Right 6322C4					
<b>CR-125R 1979</b> 123cc 2-Stroke 56mm 2.205" <i>CYLINDER SLEEVING REQUIRED FOR OVERSIZES</i>	AC	H-1		56.00 56.50 57.00 57.50	Std. .020 .040 .060			430M05600 448M05650 448M05750	2205CDM 2224CD 2264CD			T.E. Bearing 01151	Top End C7466										6304C3 094182					
<b>CR-125R 1980</b> 122cc 2-Stroke 55.5mm 2.185"	CS	H-94		55.50 56.00 56.50 57.00 57.50	Std. .020 .040 .060 .080			448M05550 448M05650 448M05750	2185CD 2224CD 2264CD			T.E. Bearing 01151											6322X 094183					
<b>CR-125R 1981-82</b> 122cc 2-Stroke Liquid Cooled 55.5mm 2.185"	CS	H-99		55.50 56.00 56.50 57.00 57.50	Std. .020 .040 .060 .080			448M05550 448M05650 448M05750	2185CD 2224CD 2264CD			T.E. Bearing 01151	Top End C3168 (81) C3430 (82)										6322X 094183	Friction 611056 (81) Friction 611057 (82)				
<b>CR-125R 1983-84</b> 122cc 2-Stroke Liquid Cooled 55.5mm 2.185"	CS	H-114	114K (83) 114K-1 (84)	55.50 56.00 56.50 57.00 57.50	Std. .020 .040 .060 .080			448M05550 448M05650 448M05750	2185CD 2224CD 2264CD			T.E. Bearing 01151	Top End C7118 (83) C7005 (84)										6322X 094183	Friction 612026 (81) Steel 612525				
<b>CR-125R 1985-86</b> 124cc 2-Stroke Liquid Cooled 54mm 2.126"	CS	H-940	940K (85) 940K-1 (86)	54.00 54.50 55.00 55.50 56.00	Std. .020 .040 .060 .080			518M05400 518M05450 518M05500 518M05550 518M05600	2126CD 2146CD 2165CD 2185CD 2205CD			T.E. Bearing 01257	Top End C7005 (85) C7006 (86)	Complete with Oil Seals 37-1231 (85) 37-1232 (86)		Hot Rods HR8161	39-4952 (86)	6322X 094183 (85) 094184 (86)	494183 494184 Bearing/Seal Kit (85) (86)	Friction 612056 (85) Steel CSK-133 (85) Friction 612057 (86) Steel 612526 (86)	Plate 18-P1286 Clutch Cover Gasket N14060	Pro-X CSKP-002						
<b>CR-125R 1987</b> 125cc 2-Stroke Liquid Cooled 54mm 2.126"	CS	H-5001	5001K	54.00 54.25 54.50 54.75 55.00 55.25 55.50 55.75 56.00	Std. .010 .020 .030 .040 .050 .060 .070 .080	4021 4022 4023 4024 4025 4026 4027 4028		553M05400 553M05500 553M05600	2126CS 2165CS 2205CS			T.E. Bearing 01257	Top End C7007	Top End 35-1245 Complete with Oil Seals 37-1245		Hot Rods HR8161	39-4952	6322X 094184	494184 Bearing/Seal Kit	Friction 612057 Steel 612526 Hinson Basket 31-026	Plate 18-P1286 Clutch Cover Gasket N14060	Pro-X CSKP-002						








TOP END													BOTTOM END					CLUTCH				
SLEEVE	REBUILD KIT Sleeve • Piston Gasket • Bearing	BORE SIZE	PISTON SIZE	PRO-X PISTON	LAPC PISTON	WISECO PISTON	WISECO RING	WOSSNER PISTON	WOSSNER RING	T.E. BEARING	COMETIC GASKET	L.A. SLEEVE GASKET	CRANKSHAFT	CON-ROD KIT	CON-ROD ASSEMBLY Rod Kit • Bearings • Seals	CRANK BEARING	CRANK SEAL KIT	CLUTCH PLATE SET	CLUTCH BASKET	CLUTCH INNER HUB	PRESSURE PLATE	CLUTCH SPRING SET

**HONDA TWO-STROKE (CONTINUED)**

<b>CR-125R 1988</b> 125cc 2-Stroke Liquid Cooled 54mm 2.126"	CS	H-5001	5001K-1	54.00 54.25 54.50 54.75 55.00 55.25 55.50 56.00	Std. .010 .020 .030 .040 .050 .060 .080	4211 4212 4213	564M05400 564M05450 564M05500 564M05550 564M05600	2126CS 2146CS 2165CS 2185CS 2205CS			T.E. Bearing 01152		Top End C7008	Top End 35-1233 Complete with Oil Seals 37-1233		Pro-X 04959  Hot Rods HR8101	39-4959	6322X  <b>494184</b> Bearing/Seal Kit	094184	Friction 612057 Steel 612526 Hinson Basket 31-026	Plate 18-P1286 Clutch Cover Gasket N14060	Pro-X CSKP-002
<b>CR-125R 1989</b> 125cc 2-Stroke Liquid Cooled 54mm 2.126"	AC	H-5075	5075K	54.00 54.01 54.50 55.00 55.50 56.00	Std. Std. .020 .040 .060 .080	4240A 4240D	564M05400 564M05450 564M05500 564M05550 564M05600	2126CS 2146CS 2165CS 2185CS 2205CS			T.E. Bearing 01152		Top End C7009	Top End 35-1233 Complete with Oil Seals 37-1233		Pro-X 04959  Hot Rods HR8101	39-4959	6322X  <b>494184</b> Bearing/Seal Kit	094184	Friction 612057 Steel 612526 Hinson Basket 31-026	Plate 18-P1286 Clutch Cover Gasket N14060	Pro-X CSKP-002
<b>CR-125R 1990-91</b> 125cc 2-Stroke Liquid Cooled 54mm 2.126"	AC	H-5104	5104K	54.00 54.01 54.50 55.00	Std. Std. .020 .040	4240A 4240D	595M05400 595M05450 595M05500	2126CS 2146CS 2165CS	8107DA 8107DB 8107D050 8107D100	RSB5400 RSB5400 RSB5450 RSB5500	T.E. Bearing 01152		Top End C7010	Top End 35-1212 Complete with Oil Seals 37-1212	HR4053	Pro-X 04959  Hot Rods HR8101	39-4959	6322X  <b>494184</b> Bearing/Seal Kit	094184	Friction 612057 Steel 612526 Hinson Basket 31-026	Hub 18-1290 Plate 18-P1286 Clutch Cover Gasket N14060	Pro-X CSKP-002
<b>CR-125R 1992</b> 125cc 2-Stroke Liquid Cooled 54mm 2.126"	AC	H-5301	5301K	54.00 54.01 54.50 55.00 56.00	Std. Std. .020 .040 .080	4260A 4260B 4262 4264	65.1105A 65.1105B 65.1005.050 65.1005.100	676M05400 676M05450 676M05500 676M05600	2126CS 2146CS 2165CS 2205CS	8067DA 8067DB 8067D050 8067D100	RSB5400 RSB5400 RSB5450 RSB5500	T.E. Bearing 01152	Top End C7115 (55mm) C7306 (56mm)	Top End 35-1212 Complete with Oil Seals 37-1212	HR4053	Pro-X 04959  Hot Rods HR8101	39-4959	6322X  <b>494184</b> Bearing/Seal Kit	094184	Friction 612057 Steel 612526 Hinson Basket 31-026	Hub 18-1290 Plate 18-P1286 Clutch Cover Gasket N14060	Pro-X CSKP-002
<b>CR-125R 1993-95</b> 124cc 2-Stroke Liquid Cooled 54mm 2.126"	AC	H-5249	5249K	54.00 54.01 54.50 55.00 56.00	Std. Std. .020 .040 .080	4260A 4260B 4262 4264	65.1105A 65.1105B 65.1005.050 65.1005.100	676M05400 676M05450 676M05500 676M05600	2126CS 2146CS 2165CS 2205CS	8067DA 8067DB 8067D050 8067D100	RSB5400 RSB5400 RSB5450 RSB5450	T.E. Bearing 01152	Top End C7115 (55mm) C7306 (56mm)	Top End 35-1212 Complete with Oil Seals 37-1212	HR4053	Pro-X 04959  Hot Rods HR8101	39-4959	6322X  <b>494184</b> Bearing/Seal Kit	094184	Friction 612057 Steel 612526 Hinson Basket 31-026	Hub 18-1290 Plate 18-P1286 Clutch Cover Gasket N14060	Pro-X CSKP-002
<b>CR-125R 1996-99</b> 125cc 2-Stroke Liquid Cooled 54mm 2.126"	AC	H-5291	5291K (96-97) 5291K-1 (98-99)	54.00 54.01 54.50 55.00 56.00	Std. Std. .020 .040 .080	4260A 4260B 4262 4264	65.1105A 65.1105B 65.1005.050 65.1005.100	676M05400 676M05450 676M05500 676M05600	2126CS 2146CS 2165CS 2205CS	8067DA 8067DB 8067D050 8067D100	RSB5400 RSB5400 RSB5450 RSB5450	T.E. Bearing 01152	Top End C7115 (96-97) (55mm) C7306 (96-97) (56mm) C7394 (98-99) (55mm) C7406 (98-99) (56mm)	Top End 35-1212 (96-97) 35-1218 (98-99) Complete with Oil Seals 37-1212 (96-97) 37-1218 (98-99)	HR4053	Pro-X 04959  Hot Rods HR8101	39-4959	6322X  <b>494184</b> Bearing/Seal Kit	094184	Friction 612057 Steel 612526 Hinson Basket 31-026	Hub 18-1290 Plate 18-P1286 Clutch Cover Gasket N14060	Pro-X CSKP-002



HONDA  
HUSQVARNA  
KAWASAKI  
KTM  
SUZUKI  
YAMAHA  
VINTAGE  
BIG BORE  
ACCESSORIES  
TECH.





**MODEL**  
Engine Description  
Cylinder Bore (mm/in.)

**HONDA TWO-STROKE (CONTINUED)**

		TOP END											BOTTOM END					CLUTCH						
		SLEEVE	REBUILD KIT Sleeve • Piston Gasket • Bearing	BORE SIZE	PISTON SIZE	PRO-X PISTON	LAPC PISTON	WISECO PISTON	WISECO RING	WOSSNER PISTON	WOSSNER RING	T.E. BEARING	COMETIC GASKET	L.A. SLEEVE GASKET	CRANKSHAFT	CON-ROD KIT	CON-ROD ASSEMBLY Rod Kit • Bearings • Seals	CRANK BEARING	CRANK SEAL KIT	CLUTCH PLATE SET	CLUTCH BASKET	CLUTCH INNER HUB	PRESSURE PLATE	CLUTCH SPRING SET
<b>CR-125R 2000</b> 125cc 2-Stroke (99) Liquid Cooled 54mm 2.126"	AC H-5439	5439K	54.00 54.01 54.50 55.00 56.00	Std. Std. .020 .040 .080	4260A 4260B 4262 4264	65.1005A 65.1005B 65.1005.050 65.1005.100	676M05400 676M05450 676M05500 676M05600	2126CS 2146CS 2165CS 2205CS	8067DA 8067DB 8067D050 8067D100	RSB5400 RSB5400 RSB5450 RSB5500	T.E. Bearing 01152		Top End C7678 (54mm) C7694 (56mm)	Top End 35-1219 Complete with Oil Seals 37-1219	HR4053	Pro-X 04959 Hot Rods HR8101	39-4959	6322X 094184 <b>494184</b> Bearing/Seal Kit	31-094	Friction 612058 Steel 612527 Hinson Basket	Hub 18-1300 Plate 18-P1300 Clutch Cover Gasket N14060	Pro-X CSKP-003		
<b>CR-125R 2001</b> 125cc 2-Stroke (00) Liquid Cooled 54mm 2.126"	AC H-5450	5450K	54.00 54.01 54.50 55.00 56.00	Std. Std. .020 .040 .080	4260A 4260B 4262 4264	65.1005A 65.1005B 65.1005.050 65.1005.100	676M05400 676M05450 676M05500 676M05600	2126CS 2146CS 2165CS 2205CS	8067DA 8067DB 8067D050 8067D100	RSB5400 RSB5400 RSB5450 RSB5500	T.E. Bearing 01152		Top End C7757	Top End 35-1219 Complete with Oil Seals 37-1237	HR4053	Pro-X 04959 Hot Rods HR8101	39-4959	6322X 094184 <b>494184</b> Bearing/Seal Kit	31-094	Friction 612058 Steel 612527 Hinson Basket	Hub 18-1300 Plate 18-P1300 Clutch Cover Gasket N14060	Pro-X CSKP-003		
<b>CR-125R 2002</b> 125cc 2-Stroke (01) Liquid Cooled 54mm 2.126"	AC H-5466	5466K	54.00 54.01 54.50 55.00 56.00	Std. Std. .020 .040 .080	4260A 4260B 4262 4264	65.1005A 65.1005B 65.1005.050 65.1005.100	676M05400 676M05450 676M05500 676M05600	2126CS 2146CS 2165CS 2205CS	8067DA 8067DB 8067D050 8067D100	RSB5400 RSB5400 RSB5450 RSB5500	T.E. Bearing 01152		Top End C7757	Top End 35-1219 Complete with Oil Seals 37-1237	HR4053	Pro-X 04959 Hot Rods HR8101	39-4959	6322X 094184 <b>494184</b> Bearing/Seal Kit	31-094	Friction 612058 Steel 612527 Hinson Basket	Hub 18-1300 Plate 18-P1300 Clutch Cover Gasket N14060	Pro-X CSKP-003		
<b>CR-125R 2003</b> 125cc 2-Stroke (02) Liquid Cooled 54mm 2.126"	AC H-5489	5489K	54.00 54.01 54.50 55.00 56.00	Std. Std. .020 .040 .080	4260A 4260B 4262 4264	65.1005A 65.1005B 65.1005.050 65.1005.100	676M05400 676M05450 676M05500 676M05600	2126CS 2146CS 2165CS 2205CS	8067DA 8067DB 8067D050 8067D100	RSB5400 RSB5400 RSB5450 RSB5500	T.E. Bearing 01152		Top End C7181 (54mm) Top End C7184 (56mm)	Top End 35-1221 Complete with Oil Seals 37-1221	HR4053	Pro-X 04959 Hot Rods HR8101	39-4959	6322X 094184 <b>494184</b> Bearing/Seal Kit	31-094	Friction 612058 Steel 612527 Hinson Basket	Hub 18-1300 Plate 18-P1300 Clutch Cover Gasket N14060	Pro-X CSKP-003		
<b>CR-125R 2004</b> 125cc 2-Stroke Liquid Cooled 54mm 2.126" (KSR(A))	AC H-5568	5568K	54.00 54.01 54.50 55.00 56.00	Std. Std. .020 .040 .080	4360A 4360B 4362 4364	65.1006A 65.1006B 65.1006.050 65.1006.100	840M05400 840M05600	2126CS 2205CS	8100DA 8100DB 8100D200	RSB5400 RSB5400 RSB5600	T.E. Bearing 01152		Top End C7181 (54mm) Top End C7184 (56mm)	Top End 35-1222 Complete with Oil Seals 37-1243	HR4053	Pro-X 04959 Hot Rods HR8101	39-4959	6322X 094184 <b>494184</b> Bearing/Seal Kit	31-094	Friction 612058 Steel 612527 Hinson Basket	Hub 18-1300 Plate 18-P1300 Clutch Cover Gasket N14060	Pro-X CSKP-003		
<b>CR-125R 2005-07</b> 125cc 2-Stroke Liquid Cooled 54mm 2.126" (KSR(F))	AC H-5579	5579K	54.00 54.01 56.00	Std. Std. .080	4370A 4370B	65.1007A 65.1007B 65.1107.200	859M05400	2126CS	8170DA 8170DB 8170D200	RSB5400 RSB5400 RSB5600	T.E. Bearing 01152		Top End C3085 (54mm) C3088 (56mm)	Top End 35-1224 Complete with Oil Seals 37-1224	HR4053	Pro-X 04959 Hot Rods HR8101	39-4959	6322X 094184 <b>494184</b> Bearing/Seal Kit	31-094	Friction 612058 Steel 612527 Hinson Basket	Hub 18-1300 Plate 18-P1300 Clutch Cover Gasket N14060	Pro-X CSKP-003		
<b>CR-250R 1978-80</b> 247cc 2-Stroke 70mm 2.756"	AC H-88	88K	70.00 70.50 71.00 71.50 72.00	Std. .020 .040 .060 .080			431M07000 431M07050 431M07100 431M07150 431M07200	2756CD 2776CD 2795CD 2815CD 2835CD			T.E. Bearing 01181		C7278					6328C3						



HONDA  
HUSQVARN  
KAWASAKI  
KTM  
SUZUKI  
YAMAHA  
VINTAGE  
BIG BORE  
ACCESSORIES  
TECH.










**MODEL**  
Engine Description  
Cylinder Bore (mm/in.)

TOP END													BOTTOM END					CLUTCH				
SLEEVE	REBUILD KIT Sleeve • Piston Gasket • Bearing	BORE SIZE	PISTON SIZE	PRO-X PISTON	LAPC PISTON	WISECO PISTON	WISECO RING	WOSSNER PISTON	WOSSNER RING	T.E. BEARING	COMETIC GASKET	L.A. SLEEVE GASKET	CRANKSHAFT	CON-ROD KIT	CON-ROD ASSEMBLY Rod Kit • Bearings • Seals	CRANK BEARING	CRANK SEAL KIT	CLUTCH PLATE SET	CLUTCH BASKET	CLUTCH INNER HUB	PRESSURE PLATE	CLUTCH SPRING SET

**HONDA TWO-STROKE (CONTINUED)**

<b>CR-250R 1990-91</b> 249cc 2-Stroke Liquid Cooled 66.4mm 2.614"	AC	H-5105	5105K	66.40 66.41 67.00 67.50 68.00 68.50	Std. Std. .023 .043 .065 .085	4420A 4420B 4422 4424		614M06640 614M06700 614M06750 614M06800 614M06850	2614CD 2638CD 2658CD 2677CD 2697CD	8021DA 8021DB 8021D050 8021D100 8021D150 8021D200	RDB6640 RDB6640 RDB6700 RDB6750 RDB6800 RDB6850	T.E. Bearing 01181	Top End C7016	Complete with Oil Seals 37-1257		Pro-X 04980  Hot Rods HR8103	39-4186	6328C3  <b>494186</b> Bearing/Seal Kit	094186	Friction 613037 Alloy 613536 Steel 616546 Hinson Basket 31-079	Hub 18-1397 Plate 18-P1390 Clutch Cover Gasket N14110	
<b>CR-250R 1992-93</b> 249cc 2-Stroke Liquid Cooled 66.4mm 2.614"	AC	H-5178	5178K	66.40 66.41 67.00 67.50 68.00 68.50	Std. Std. .023 .043 .065 .085	4420A 4420B 4422 4424		614M06640 614M06700 614M06750 614M06800 614M06850	2614CD 2638CD 2658CD 2677CD 2697CD	8021DA 8021DB 8021D050 8021D100 8021D150 8021D200	RDB6640 RDB6640 RDB6700 RDB6750 RDB6800 RDB6850	T.E. Bearing 01181	Top End C7116	Top End 35-1312 Complete with Oil Seals 37-1312	HR4002	Pro-X 04980  Hot Rods HR8103	39-4980	6328C3  <b>494187</b> Bearing/Seal Kit	094187	Friction 613158 Alloy 616547 Steel 613537 Hinson Basket 31-197	Hub 18-1397 Plate 18-P1392 Clutch Cover Gasket N14110	Pro-X CSKP-005
<b>CR-250R 1994</b> 249cc 2-Stroke Liquid Cooled 66.4mm 2.614"	AC	H-5198	5198K	66.40 66.41 67.00 67.50 68.00 68.50	Std. Std. .023 .043 .065 .085	4420A 4420B 4422 4424		614M06640 614M06700 614M06750 614M06800 614M06850	2614CD 2638CD 2658CD 2677CD 2697CD	8021DA 8021DB 8021D050 8021D100 8021D150 8021D200	RDB6640 RDB6640 RDB6700 RDB6750 RDB6800 RDB6850	T.E. Bearing 01181	Top End C7116	Top End 35-1312 Complete with Oil Seals 37-1312	HR4002	Pro-X 04980  Hot Rods HR8103	39-4980	6328C3  <b>494187</b> Bearing/Seal Kit	094187	Friction 613158 Steel 613535 + 613512 Hinson Basket 31-197	Hub 18-1397 Plate 18-P1392 Clutch Cover Gasket N14110	Pro-X CSKP-005
<b>CR-250R 1995-96</b> 249cc 2-Stroke Liquid Cooled 66.4mm 2.614"	AC	H-5250	5250K	66.40 66.41 67.00 67.50 68.00 68.50	Std. Std. .023 .043 .065 .085	4420A 4420B 4422 4424		614M06640 614M06700 614M06750 614M06800 614M06850	2614CD 2638CD 2658CD 2677CD 2697CD	8021DA 8021DB 8021D050 8021D100 8021D150 8021D200	RDB6640 RDB6640 RDB6700 RDB6750 RDB6800 RDB6850	T.E. Bearing 01181	Top End C7116	Top End 35-1312 Complete with Oil Seals 37-1312	HR4002	Pro-X 04980  Hot Rods HR8103	39-4980	6328C3  <b>494187</b> Bearing/Seal Kit	094187	Friction 613158 Steel 613535 + 613512 Hinson Basket 31-197	Hub 18-1397 Plate 18-P1392 Clutch Cover Gasket N14110	Pro-X CSKP-005
<b>CR-250R 1997-98</b> 249cc 2-Stroke Liquid Cooled 66.4mm 2.614"	AC	H-5318	5318K	66.40 66.41 67.00 67.50 68.00 68.50 *68.75 *69.00	Std. Std. .023 .043 .065 .085 .095 .105	4430A 4430B	65.1200A 65.1200B  65.1200.160 65.1200.210 65.1200.230 65.1200.260	702M06640 702M06700 702M06750 702M06800 702M06850	2614CD 2638CD 2658CD 2677CD 2697CD	8001DA 8001DB 8001D060 8001D110	RDB6640 RDB6640 RDB6700 RDB6750	T.E. Bearing 01181	Top End C7116 (66.4-68mm) C7303 (69-72mm)	Top End 35-1312 Complete with Oil Seals 37-1312	HR4002	Pro-X 04980  Hot Rods HR8103	39-4980	6328C3  <b>494187</b> Bearing/Seal Kit	094187	Friction 613158 Steel 613535 + 613512 Hinson Basket 31-197	Hub 18-1397 Plate 18-P1392 Clutch Cover Gasket N14110	Pro-X CSKP-006

\* POWER VALVE AND HEAD MOD REQUIRED



HONDA  
HUSQVARN  
KAWASAKI  
KTM  
SUZUKI  
YAMAHA  
VINTAGE  
BIG BORE  
ACCESSORIES  
TECH.






**MODEL**  
Engine Description  
Cylinder Bore (mm/in.)

TOP END													BOTTOM END					CLUTCH				
SLEEVE	REBUILD KIT <small>Sleeve • Piston Gasket • Bearing</small>	BORE SIZE	PISTON SIZE	PRO-X PISTON	LAPC PISTON	WISECO PISTON	WISECO RING	WOSSNER PISTON	WOSSNER RING	T.E. BEARING	COMETIC GASKET	L.A. SLEEVE GASKET	CRANKSHAFT	CON-ROD KIT	CON-ROD ASSEMBLY <small>Rod Kit • Bearings • Seals</small>	CRANK BEARING	CRANK SEAL KIT	CLUTCH PLATE SET	CLUTCH BASKET	CLUTCH INNER HUB	PRESSURE PLATE	CLUTCH SPRING SET

**HONDA TWO-STROKE (CONTINUED)**

<b>CR-250R 1999-00 (KZ3S, KZ3T)</b> 249cc 2-Stroke Liquid Cooled 66.4mm 2.614" <i>CYLINDER SLEEVING REQUIRED FOR OVERSIZES</i>	AC	H-5375	5375K	66.40 66.41 67.00 67.50 68.00 *68.50 *68.75 *69.00	Std. Std. .023 .043 .065 .085 .095 .105	4430A 4430B	65.1200A 65.1200B	702M06640 702M06700 702M06750 702M06800 702M06850	2614CD 2638CD 2658CD 2677CD 2697CD	8001DA 8001DB 8001D060 8001D110	RDB6640 RDB6640 RDB6700 RDB6750	T.E. Bearing 01181	Top End C7116 (66.4-68mm) C7303 (69-72mm)	Top End 35-1312 Complete with Oil Seals 37-1312 (UP TO 68 MM ONLY)	HR4002	Pro-X 04980  Hot Rods HR8103	39-4980	6328C3  <b>494187</b> Bearing/Seal Kit	094187	Friction 613158 Steel 613535 + 613512 Hinson Basket 31-197	Hub 18-1397 Plate 18-P1392 Clutch Cover Gasket N14110	Pro-X CSKP-006
<b>CR-250R 2001 (KZ3V)</b> 249cc 2-Stroke Liquid Cooled 66.4mm 2.614" <i>CYLINDER SLEEVING REQUIRED FOR OVERSIZES</i>	AC	H-5448	5448K	66.40 66.41 67.00 67.50 68.00 *68.50 *68.75 *69.00	Std. Std. .023 .043 .065 .085 .095 .105	4430A 4430B	65.1200A 65.1200B	702M06640 702M06700 702M06750 702M06800 702M06850	2614CD 2638CD 2658CD 2677CD 2697CD	8001DA 8001DB 8001D060 8001D110	RDB6640 RDB6640 RDB6700 RDB6750	T.E. Bearing 01181	Top End C7116 (66.4-68mm) C7303 (69-72mm)	Top End 35-1312 Complete with Oil Seals 37-1312 (UP TO 68 MM ONLY)	HR4002	Pro-X 04980  Hot Rods HR8103	39-4980	6328C3  <b>494187</b> Bearing/Seal Kit	094187	Friction 613158 Steel 613535 + 613512 Hinson Basket 31-197	Hub 18-1397 Plate 18-P1392 Clutch Cover Gasket N14110	Pro-X CSKP-006
<b>CR-250R 2002-03 (KZ3W, KZ3X)</b> 249cc 2-Stroke Liquid Cooled 66.4mm 2.614" <i>CYLINDER SLEEVING REQUIRED FOR OVERSIZES</i>	AC	H-5477	5477K	66.40 66.41 67.00 67.50 68.50	Std. Std. .023 .043 .085	1322A 1322B 1322E60 1322F110	65.1201A 65.1201B 65.1201.060 65.1201.110	801M06640 801M06750 801M06850	2614CD 2658CD 2697CD	8066DA 8066DB 8066D060 8066D210	RDB6640 RDB6640 RDB6850	T.E. Bearing 01181	Top End C7191 (66.5mm) C7197 (68.5mm)	Top End 35-1322 Complete with Oil Seals 37-1322	HR4056	Pro-X 04931	39-4931	6328C3  <b>494187</b> Bearing/Seal Kit	094187	Friction 613158 Steel 613535 + 613512 Hinson Basket 31-197	Hub 18-1397 Plate 18-P1392 Clutch Cover Gasket N14120	Pro-X CSKP-006
<b>CR-250R 2004 (KSK)</b> 249cc 2-Stroke Liquid Cooled 66.4mm 2.614" <i>CYLINDER SLEEVING REQUIRED FOR OVERSIZES</i>	AC	H-5535	5535K	66.40 66.41 67.00 67.50 68.50	Std. Std. .023 .043 .085	1322A 1322B 1322E60 1322F110	65.1201A 65.1201B 65.1201.060 65.1201.110	801M06640 801M06750 801M06850	2614CD 2658CD 2697CD	8066DA 8066DB 8066D060 8066D210	RDB6640 RDB6640 RDB6850	T.E. Bearing 01181	Top End C7191 (66.5mm) C7197 (68.5mm)	Top End 35-1322 Complete with Oil Seals 37-1322	HR4056	Pro-X 04931	39-4931	6328C3  <b>494187</b> Bearing/Seal Kit	094187	Friction 613158 Steel 613535 + 613512 Hinson Basket 31-197	Hub 18-1397 Plate 18-P1392 Clutch Cover Gasket N14120	Pro-X CSKP-006
<b>CR-250R 2005-07 (KSK)</b> 249cc 2-Stroke Liquid Cooled 66.4mm 2.614" <i>CYLINDER SLEEVING REQUIRED FOR OVERSIZES</i>	AC	H-5580	5580K	66.40 66.41 68.50	Std. Std. .085	1325A 1325B	65.1202A 65.1202B	860M6640	2614CD	8171DA 8171DB 8172D210	RDB6640 RDB6640 RSB6850 (Single Ring)	T.E. Bearing 01181	Top End C3089 (66.5mm) C3092 (68.5mm)	Top End 35-1323 Complete with Oil Seals 37-1323	HR4056	Pro-X 04931	39-4931	6328C3  <b>494187</b> Bearing/Seal Kit	094187	Friction 613158 Steel 613535 + 613512 Hinson Basket 31-197	Hub 18-1397 Plate 18-P1392 Clutch Cover Gasket N14120	Pro-X CSKP-006

\* POWER VALVE AND HEAD MOD REQUIRED



HONDA  
HUSQVARNA  
KAWASAKI  
KTM  
SUZUKI  
YAMAHA  
VINTAGE  
BIG BORE  
ACCESSORIES  
TECH.







**MODEL**  
Engine Description  
Cylinder I.D. (mm/in.)



TOP END													VALVE TRAIN			BOTTOM END				CLUTCH									
SLEEVE	REBUILD KIT <small>Sleeve • Piston • Gasket</small>	BORE SIZE	PISTON SIZE	PRO-X PISTON	LAPC PISTON	WISECO PISTON	WISECO RING	CP PISTON	WOSSNER PISTON	WOSSNER RING	JE PISTON	COMETIC GASKET	L.A. SLEEVE GASKET	CYLINDERS <small>AFTERMARKET KITS</small>	VALVE	Valve Spring	VALVE GUIDE	Valve Seat	CAMSHAFT <small>Shim Kit</small>	CAM CHAIN	CRANKSHAFT	CON-ROD KIT	CRANK BEARING	CRANK SEAL KIT	CLUTCH PLATE SET	CLUTCH BASKET	CLUTCH INNER HUB	PRESSURE PLATE	CLUTCH SPRING SET

**HONDA FOUR-STROKE**

<b>CRF-50F</b> 2004-09, 11-12 <b>XR-50R</b> 2000-03 49cc Single 39mm 1.535"	CC	H-5438	5438K	39.00 39.50 40.00 40.50 41.00	Std. .020 .040 .060 .080	4060 4062 4064 4066	4798M03900 4798M03950 4798M04000 4798M04050 4798M04100	3900XZ 3950XZ 4000XZ 4050XZ 4100XZ							Top End C7974-EST (39mm) C7975-EST (41mm)	Top End 35-0209 Complete W/oil seals 37-1209		Steel Intake 30-30530  Steel Exhaust 30-30533	Valve Guide Intake 30-30510 Exhaust 30-30520	Hot Cams Camshaft 1025-1 (Stage 1) 1026-2 (Stage 2)	CC-011		Pro-X 31090			Friction Kit 610148					
<b>CRF-50F, XR-50R</b> Big Bore to 80cc, 88cc 50mm 1.968" 80cc 52mm 2.047" 88cc  <i>L.A. SLEEVE COMPLETE KIT INCLUDES CYLINDER, PISTON, CAMSHAFT, T.E. GASKETS</i>  <i>PROXCROSS COMPLETE KIT INCLUDES CYLINDER, PISTON KIT, CAM, 20MM CARB KIT, AIR FILTER, THROTTLE, T.E. GASKET</i>				50.00 50.50 51.00 52.00					PX8150 PX8152 PX8154 PX8852						Top End GS8150 (51mm) GS8852 (53mm)	L.A. SLEEVE Complete Kit <b>NIKS8050</b> (50mm, 80cc)  <b>NIKS8852</b> (52mm, 88cc)  ProCross Complete Kit <b>NIKS8852P-1</b> (52mm, 88cc)															
<b>CRF-70F</b> 2004-09, 11-12 <b>XR-70R</b> 1997-03 72cc Single 47mm 1.850"	CC	H-5387	5387K	47.00 47.50 48.00 48.50 49.00	Std. .020 .040 .060 .080	4070 4072 4074 4076 4078	4880M04700 4880M04750 4880M04800 4880M04850 4880M04900	1850XE 1870XE 1890XE 1909XE 1929XE						Top End C7300-EST	Top End 35-0210  Complete w/oil seals 37-1210		Steel Intake 28-10232  Steel Exhaust 28-10231									Friction Kit 610148					
<b>CRF-70F, XR-70R</b> Big Bore Kit to 88cc 52mm 2.047"				52.00					PX8952						Top End GS8852 (53mm)	L.A. SLEEVE Complete Kit <b>NIKS8952</b> (52mm, 88cc)															
<b>CRF-80F</b> 2004-09, 11-13 <b>XR-80R</b> 1979-03 <b>XL-80</b> 1982-85 80cc Single 47.5mm 1.870"	CS	H-101	101K (79-91) 101K-1 (93-09)	48.00 48.50 49.00 49.50	.020 .040 .060 .080		4665M04800 4665M04850 4665M04900 4665M04950 (Not for XL)	1890XE 1909XE 1929XE 1949XE						Top End C7230 (79-91) C7231-EST (93-13)	Complete w/oil seals 37-1207 (79-91) 37-1208 (93-09)		Steel Intake 28-10502  Steel Exhaust 28-10501	Valve Guide Intake 30-30250 Exhaust 30-30260	Hot Cams Camshaft 1018-1						Friction Kit 611053						
<b>CRF-100F</b> 2004-09, 11-13 <b>XR-100R</b> 1992-03 99cc Single 53mm 2.087"	CI	H-5197	5197K	53.50 54.00 54.50 55.00	.020 .040 .060 .080		4666M05350 4666M05400 4666M05450 4666M05500	2106XE 2126XE 2146XE 2165XE						Top End C7989-EST	Complete w/oil seals 37-0221		Steel Intake 28-10502  Steel Exhaust 28-10501  Spring Kit 30-30235	Valve Guide Intake 30-30250 O/S +.001 30-30251  Exhaust 30-30260 O/S +.001 30-30261	Hot Cams Camshaft 1018-1	CC-012		6322X		Friction Kit 611054 (87-09)	Clutch Cover Gasket N14020						
<b>CRF-100F</b> 2004-13 <b>XR-100R</b> 1992-03 Big Bore to 120cc 56mm to 58mm 2.204"	BB	H-5197B		58.00	.196		4773M05800	2283XE						Top End C7986						Hot Cams Camshaft 1018-1	CC-012		6322X		Friction Kit 611054 (87-13)	Clutch Cover Gasket N14020					



HONDA  
HUSQVARN  
KAWASAKI  
KTM  
SUZUKI  
YAMAHA  
VINTAGE  
BIG BORE  
ACCESSORIES  
TECH.





MODEL  
Engine Description  
Cylinder I.D. (mm/in.)



TOP END													VALVE TRAIN			BOTTOM END				CLUTCH									
SLEEVE	REBUILD KIT <small>Sleeve • Piston • Gasket</small>	BORE SIZE	PISTON SIZE	PRO-X PISTON	LAPC PISTON	WISECO PISTON	WISECO RING	CP PISTON	WOSSNER PISTON	WOSSNER RING	JE PISTON	COMETIC GASKET	L.A. SLEEVE GASKET	CYLINDERS AFTERMARKET KITS	VALVE	Valve Spring	VALVE GUIDE	Valve Seat	CAMSHAFT <small>Shim Kit</small>	CAM CHAIN	CRANKSHAFT	CON-ROD KIT	CRANK BEARING	CRANK SEAL KIT	CLUTCH PLATE SET	CLUTCH BASKET	CLUTCH INNER HUB	PRESSURE PLATE	CLUTCH SPRING SET

**HONDA FOUR-STROKE (CONTINUED)**

<b>CRF150F 2003-05</b> 157c Single 63.5mm 2.500"	CI	H-5490													Top End C3131-EST	Complete w/oil seals 37-1238				Hot Cams Camshaft 1059-1										Friction Kit 611056A
<b>CRF150F 2006-13</b> 149cc Single 57.3mm 2.256"		H-5606														Top End 35-0248					CC-012									Friction Kit 611055
<b>CRF150R 2007-13</b> 149cc Single 66mm 2.598"	AC	H-5365	5365K (07-09)	66.00 66.01 68.00	Std. .080	11.7:1 Comp. 1227A 1227B	12.1:1 Comp. 65.1500A 65.1500B 65.1500.200	11.7:1 Comp. 4915M06600 (07-09) 4915M06800	6600YF 2677XA	13:1 Comp. CPM2043C CPM2056C	12.5:1 Comp. 8662DA 8662DB (07-09)	660XKS 660XKS	12:1 Comp. 262278	Top End C3187-EST (66mm) C3171-EST (68mm)	Top End 35-0213  Complete w/oil seals 37-1213	Cylinder Works <b>10004</b> (Std. 66mm)  <b>11004</b> (159cc, 68mm)  Cylinder Works Complete Kit <b>10004-K01</b> <b>2007-09</b> (Std. 66mm)  <b>11004-K01</b> <b>2007-09</b> (159cc, 68mm)	Steel Intake 28-12272 Steel Exhaust 28-12271	Valve Guide Intake 30-30890 O/S +.001 30-30891  Exhaust 30-30900 O/S +.001 30-30901	Hot Cams Camshaft 1079-1 (Stage 1)  1080-2 (Stage 2) (Top End)	CC-013	HR4075  Stroker +2mm 156cc HR4175	Pro-X 03.1227 (07-09) Hot Rods HR8646 (07-13)	Left 8ENK60  Right SX04B10	091207	Friction Kit 611056  Hinson Basket 31-290	Hinson Hub 31-292  Hinson Plate 31-291	Pro-X CSKP-010			
<b>CRF-150R 2007-13</b> Big Bore to 170cc 70mm 2.756"	BB	H-5635B  H-5733 (Wet Liner)		70.00			13:1 Comp. 65.1500.400 (07-13)				13:1 Comp. 8662D400 (07-09)	700XDS	13:1 Comp. 274177 (07-13)	GS5635		L.A. SLEEVE Iron Bore <b>11004SL</b> (70mm, 170cc)	Steel Intake 28-12272 Steel Exhaust 28-12271		Hot Cams Camshaft 1079-1 (Stage 1)  1080-2 (Stage 2)		Stroker +2mm 176cc @ 70mm HR4175									
<b>XL, XR-185 1979-84</b> 180cc Single 63mm 2.480"	CI	H-3		65.50 66.00 66.50 67.00	.100 .120 .140 .160			4156M06550 4156M06600 4156M06650 4156M06700	2579XC 2598XC 2618XC 2638XC								Steel Intake 28-10142 Steel Exhaust 28-10141				Pro-X 01351	6328C3						Friction Kit 611055		
<b>XL-200R 1983-84</b> 195cc Single 65.5mm 2.579"	CI	H-103	103K	65.50 65.75 66.00 66.25 66.50 67.00	Std. .010 .020 .030 .040 .060	4650 4651 4652 4653 4654		4156M06550 4156M06600 4156M06650 4156M06700	2579XC 2598XC 2618XC 2638XC					Top End C7234			Steel Intake 28-10142  Steel Exhaust 28-10141				Pro-X 01352	6328C3					Friction Kit 611055  Steel 611544			
<b>XR-200R 1980-84</b> 195cc Single 65.5mm 2.579"	CI	H-103	103K	65.50 65.75 66.00 66.25 66.50 67.00	Std. .010 .020 .030 .040 .060	4650 4651 4652 4653 4654		4156M06550 4156M06600 4156M06650 4156M06700	2579XC 2598XC 2618XC 2638XC					Top End C7234			Steel Intake 28-10142  Steel Exhaust 28-10141				Pro-X 01351 (80-83) To Engine # 5302214  01352 (82-84) From Engine # 5302215	Left B32872  Right 6328C3				Friction Kit 611055  Steel 611544				



HONDA HUSQVARN KAWASAKI KTM SUZUKI YAMAHA VINTAGE BIG BORE ACCESSORIES TECH.







MODEL  
Engine Description  
Cylinder I.D. (mm/in.)



**HONDA FOUR-STROKE (CONTINUED)**

TOP END												VALVE TRAIN			BOTTOM END			CLUTCH																
SLEEVE	REBUILD KIT <small>Sleeve • Piston • Gasket</small>	BORE SIZE	PISTON SIZE	PRO-X PISTON	LAPC PISTON	WISECO PISTON	WISECO RING	CP PISTON	WOSSNER PISTON	WOSSNER RING	JE PISTON	COMETIC GASKET	L.A. SLEEVE GASKET	CYLINDERS <small>AFTERMARKET KITS</small>	VALVE	Valve Spring	VALVE GUIDE	Valve Seat	CAMSHAFT <small>Shim Kit</small>	CAM CHAIN	CRANKSHAFT	CON-ROD KIT	CRANK BEARING	CRANK SEAL KIT	CLUTCH PLATE SET	CLUTCH BASKET	CLUTCH INNER HUB	PRESSURE PLATE	CLUTCH SPRING SET					
<b>CRF-250R 2005-09</b> <b>CRF-250X 2005-09</b> 249cc Liquid Cooled 78mm 3.071"  <i>CYLINDER SLEEVING REQUIRED FOR OVERSIZES</i>  <i>CYL. WORKS COMPLETE KIT INCLUDES CYLINDER, PISTON, TOP END GASKETS</i>	AC	H-5597	5597K	78.00	Std.	12.9:1 ('05-07) 4720A	13:1 Comp. 65.1602A	12.9:1 Comp. 4829M07800	7800YB	13:1 Comp. CPM2042C				Top End C3133-EST (78mm)	Top End 35-1334	Cylinder Works <b>10001</b> (Std. 78mm)	Steel Exhaust 28-13341 (2005-07)	Valve Guide 2005-07 Intake 30-30610 O/S +.001 30-30611	Hot Cams 1039-1 (Stage 1) 1057-2 (Stage 2)	CC-1335	HR4083 (2005-09)	Pro-X 04917	Left 8ENK16	094188	Friction Kit 613358 "R" Only	Hub 18-1300 "R" Only	Pro-X CSKP-004							
				78.00	Std.	12.9:1 ('08-09) 4721A		13.5:1 Comp. 4852M07800	7800YB	13.5:1 Comp. CPM2000C	8656DA	780XAS	13.5:1 Comp. 247607			Complete w/oil seals 37-1334		Steel Intake 30-30630	Exhaust 30-30620 O/S +.001 30-30621	Camshaft With Spring Kit 1108-1GSK (Stage 1, "R")	Stroker +1.5mm 257cc HR4183	Hot Rods HR8616	Right SX06C62	494188 Bearing / Seal Kit	Steel 613317	Plate 18-P1300								
				78.00	Std.			13.1:1 Comp. ('08-09) 4949M07800	7800YB	CPM2060C							Cylinder Works Complete Kit <b>10001-K01</b> (Std. 78mm)		Pro-X Titanium Intake 28-13342	Exhaust 30-30620 O/S +.001 30-30621	Camshaft With Spring Kit 1108-1GSK (Stage 1, "R")													
				78.00	Std.			14:1 Comp. 65.1603A	7800YB			2005-08 CPMX2061C 2009	8590DA	780XAS						Kibblewhite Ti EX 30-30633T (2005-07)	Intake 30-31170	Shim Kit HCSHIM01												
				79.00	.040			13.6:1 Comp. ('08-09)				2009 CPM2064C								CV4 Ti Intake CV504 (Stem+.5mm)	Valve Seat Intake 10-SB335													
79.00	.040															CV510 (05-07) (Stem+.5mm)	Exhaust 10-SB285																	
<b>CRF-250R 2004-09</b> Big Bore to 262, 270, 280cc 80mm 262cc 81mm 270cc 82mm 280cc  <i>* CASE BORING IS REQUIRED FOR CYLINDER WORKS 270CC AND ATHENA 280CC KITS</i>  <i>L.A. SLEEVE COMPLETE KIT INCLUDES CYLINDER, PISTON, CAMSHAFT, T.E. GASKETS ATHENA COMPLETE KIT INCLUDES CYLINDER, PISTON, TOP END GASKETS</i>	BB	H-5597B		80.00	.080		13.5:1 Comp. 65.1602.200	13.5:1 Comp.		13.5:1 Comp. CPM2050C	8656D200	800XDS	13.5:1 Comp. 221772	Top End C7189-EST (81mm)		L.A. SLEEVE Iron Bore <b>11001SL</b> (262cc, 80mm)	Steel Exhaust 28-13341 (2005-07)	Hot Cams Camshaft 1057-2 (Stage 2)		Stroker HR4183 277cc +1.5mm (@ 81mm)														
				81.00	.120			14:1 Comp. 65.1603.200	4984M08200 (2004-09)	13.5:1 Comp. CPM2051C	8587D400 (2004-09)	820XSY	284678			C3232 (82mm)		<b>11001DSL</b> (270cc, 81mm) Case Boring Not Required	Steel Intake 30-30630	Camshaft With Spring Kit 1109-2GSK (Stage 2)														
				82.00	.160														Cylinder Works <b>11001*</b> (270cc, 81mm)															
				80.00	.080														L.A. SLEEVE Complete Kit <b>CK5597</b> (262cc, 80mm) <b>CK5597D</b> (270cc, 81mm)															
																Athena Complete Kit <b>ATH-1009*</b> (280cc, 82mm)																		



HONDA HUSQVARNIA KAWASAKI KTM SUZUKI YAMAHA VINTAGE BIG BORE ACCESSORIES TECH.



MODEL  
Engine Description  
Cylinder I.D. (mm/in.)



TOP END													VALVE TRAIN			BOTTOM END				CLUTCH									
SLEEVE	REBUILD KIT Sleeve • Piston • Gasket	BORE SIZE	PISTON SIZE	PRO-X PISTON	LAPC PISTON	WISECO PISTON	WISECO RING	CP PISTON	WOSSNER PISTON	WOSSNER RING	JE PISTON	COMETIC GASKET	L.A. SLEEVE GASKET	CYLINDERS AFTERMARKET KITS	VALVE	Valve Spring	VALVE GUIDE	Valve Seat	CAMSHAFT Shim Kit	CAM CHAIN	CRANKSHAFT	CON-ROD KIT	CRANK BEARING	CRANK SEAL KIT	CLUTCH PLATE SET	CLUTCH BASKET	CLUTCH INNER HUB	PRESSURE PLATE	CLUTCH SPRING SET

**HONDA FOUR-STROKE (CONTINUED)**

<b>CRF-250R 2010-12</b> 249cc Liquid Cooled 76.8mm 3.024"  <i>CYLINDER SLEEVING REQUIRED FOR OVSIZES</i>  <i>CYL. WORKS COMPLETE KIT INCLUDES CYLINDER, PISTON, TOP END GASKETS</i>	AC H-5739	5739K	76.80	Std.	13.2:1 Comp.	13.1:1 Comp.	13.2:1 Comp.		13.5:1 Comp.	13.9:1 Comp.					Top End C3288-EST (78mm)	Top End 35-0285	Cylinder Works <b>10007</b> (Std. 76.8mm)	Steel Intake 30-31462	Valve Guide Intake 30-31470	Hot Cams 1157-1 (Stage 1)	CC-1340	HR4097	Pro-X 04917	Left 8ENK16		Friction Kit 613358			Pro-X CSKP-050		
			79.00	.086	01.1340A	65.1604A	40003M07680		CPM2070C	8775DA	291515						C3289-EST (80mm)	Complete w/oil seals 37-1285	Complete Kit <b>10007-K01</b> (Std. 76.8mm)	Steel Exhaust 30-31466	O/S +.001 30-31471	1158-2 (Stage 2)	Stroker HR4197 259cc, +2mm	Hot Rods HR8616	Right SX06C62		Steel Kit 613317				
<b>CRF-250R 2010-12</b> Big Bore to 264cc 79mm Big Bore to 270cc 80mm  <i>CYL. WORKS COMPLETE KIT INCLUDES CYLINDER, PISTON, TOP END GASKETS</i>	BB H-5739B		79.00	.086		13.1:1 Comp.	13.2:1 Comp.		13.5:1 Comp.						C3289-EST (80mm)		Complete Kit <b>11007-K01</b> (270cc, 80mm)														
			80.00	.125		65.1604A	40011M07900		CPMX2073C																						
<b>XL-250R 1984-85</b> <b>XR-250R 1984-85</b> 249cc Single 75mm 2.953"	RS H-842		75.00	Std.														Steel Intake 30-30081	Valve Guide (IN / EX) 30-3100		CC-1384					Friction Kit 612025					
			75.50	.020			4329M07500	2953XC												Steel Exhaust 30-30083	O/S+.001 30-3101				Right 6328C3						
<b>XL-250R RFVC 1986-87</b> 249cc Single 75mm 2.953"	RS H-5312		75.00	Std.														Steel Intake 30-30081	Valve Guide (IN / EX) 30-3100						Friction Kit 612025						
			75.50	.020			4329M07500	2973XC												Steel Exhaust 30-30083	O/S+.001 30-3101				Right 6328C3						
<b>XR-250R RFVC 1986-04</b> <b>XR-250L 1991-96</b> 249cc Single 73mm 2.874"	RS H-957	957K	73.00	Std.											Top End C7821	Top End 35-0258 (XR250L) ("R" 86-95)		Steel Intake 30-30081 (XR250L) ("R" 86-95)	Valve Guide (IN / EX) 30-3100	Hot Cams 1006-1 ("R" 96-04)	CC-1384 ("R" 86-95)		Pro-X 01356		Friction Kit 612026						
			73.50	.020			4466M07300	2874XC									Top End C7822 (78mm)	35-0263 ("R" 96-04)		30-30073 ("R" 96-04)	O/S+.001 30-3101		CC-1396 ("R" 96-04)			Right 6328C3 (86-95)	Hinson Basket 31-145 ("R" 96-04)				
<b>Big Bore to 285cc</b> 75.5mm to 78mm	BB H-957B		75.50	.100												Complete w/oil seals 37-1258		Steel Exhaust 30-30083 (XR250L) ("R" 86-95)	(IN / EX) 30-30060 ("R" 96-04)												
			77.00	.160			4466M07550	2973XC									37-1263 ("R" 96-04)		30-30075 ("R" 96-04)	O/S+.001 30-30061 ("R" 96-04)					B32872 (96-04)						



HONDA  
HUSQVARNA  
KAWASAKI  
KTM  
SUZUKI  
YAMAHA  
VINTAGE  
BIG BORE  
ACCESSORIES  
TECH.







MODEL  
Engine Description  
Cylinder I.D. (mm/in.)

**HONDA FOUR-STROKE (CONTINUED)**

		TOP END										VALVE TRAIN					BOTTOM END				CLUTCH												
		SLEEVE	REBUILD KIT Sleeve • Piston • Gasket	BORE SIZE	PISTON SIZE	PRO-X PISTON	LAPC PISTON	WISECO PISTON	WISECO RING	CP PISTON	WOSSNER PISTON	WOSSNER RING	JE PISTON	COMETIC GASKET	L.A. SLEEVE GASKET	CYLINDERS AFTERMARKET KITS	VALVE	Valve Spring	VALVE GUIDE	Valve Seat	CAMSHAFT Shim Kit	CAM CHAIN	CRANKSHAFT	CON-ROD KIT	CRANK BEARING	CRANK SEAL KIT	CLUTCH PLATE SET	CLUTCH BASKET	CLUTCH INNER HUB	PRESSURE PLATE	CLUTCH SPRING SET		
<b>CRF-450R (MEB) 2004-08</b> <b>CRF-450X 2005-13</b> 449cc Liquid Cooled 96mm 3.779"	AC	H-5537	5537K ("R" 04-06)	96.00	Std.	12:1 Comp. 4690A	12.5:1 Comp. 65.1805A	12:1 Comp. 4820M09600	9600ZV		12:1 Comp. 8608DA	960ADS		Top End C3047-EST (CRF-R)	Top End 35-1402 (CRF-R 04-06)	Cylinder Works <b>10002</b> (Std. 96mm)	Steel Exhaust <b>CRF-R</b> 28-14021 (04-06)	Valve Guide <b>CRF-R</b> Intake 30-30200	Camshaft <b>CRF-R</b> Stage 1 1016-1 (04-06)	CC-1403	<b>CRF-R</b> HR4048	Stroker +3mm 470cc HR4148	Left 2MEB671	094188 (04-05)	Friction Kit 614228	Hub 18-1390	Pro-X CSKP-006						
			5537K-2 ("R" 07-08)	96.01	.080	4690B	65.1805B							C3134-EST (CRF-X)	35-0278 (CRF-R 07-08)	Cylinder Works Complete kit <b>10002-K01</b> (Std. CRF-R)	28-14071 (07-08)	O/S+.001 30-30201	1076-1 (07)	1101-1 (08)			Right SX06C42	091405 (06-12)	Hinson Basket With Cushions	Plate 18-P1392							
	RESLEEVEING REQUIRED FOR OVERSIZES  CYL. WORKS COMPLETE KIT INCLUDES CYLINDER, PISTON, TOP END GASKETS			CRF-X 5537K-3	96.00	Std.		12.5:1 Comp. 4755M09600	9600ZV		12.5:1 Comp. CPM2009				35-0276 (CRF-X)	10008 (Std. CRF-X)	Steel Exhaust <b>CRF-X</b> 30-31066	Exhaust 30-30210	Stage 2 1024-2 (04-06)	1077-2 (07)	1102-2 (08)			Hot Rods <b>CRF-R</b> HR8617	Bearing / Seal Kit <b>494189 (02-05)</b> <b>491405 (06-08)</b>	31-389 (04-07)	31-289 (08)	Clutch Cover Gasket N14122					
					96.00	Std.	13.5:1 Comp. 65.1806A	13.5:1 Comp. 4823M09600	9600ZV		13.5:1 Comp. CPM2010				Complete w/oil seals 37-1402 ("R" 04-06)	Complete Kit <b>10008-K01</b> (Std. CRF-X)	Steel Intake <b>CRF-X</b> 30-31062	O/S+.001 30-30211	<b>CRF-X</b> Intake 30-31070	Stage 1 1016-1 (05-07)	1101-1 (08-13)			Stroker +3mm 470cc HR4170									
					97.00	.040	12.5:1 Comp. 65.1805.100				12.5:1 Comp. CPM2011				37-0278 ("R" 07-08)		Titanium Intake <b>CRF-R</b> 28-14022	O/S+.001 30-31071	Exhaust 30-31080	Stage 2 1024-2 (05-07)	1102-2 (08-13)												
					97.00	.040	13.5:1 Comp. 65.1806.100								37-0276 (CRF-X)		Titanium Exhaust 30-30223T ("R" 04-06)	O/S+.001 30-31081	Valve Seat Intake 10-SB390	Shim Kit HCSHIMO2													
			98.00	.080	12.5:1 Comp. 65.1806.200										Valve Spring Kit R 30-30640 X 30-31050	Exhaust 10-SB350																	
<b>CRF-450R (MEB) 2004-08</b> <b>CRF-450X 2005-13</b> Big Bore to 470, 480, 490cc 98mm 3.858" 468cc 99mm 3.898" 477cc 100mm 3.937" 488cc 101mm 3.976" 497cc	BB	H-5537B 98mm-100mm		98.00	.080	12.5:1 Comp. 4698	12.5:1 Comp. 65.1805.200	12.5:1 Comp. 4890M10100	10100ZS	12.5:1 Comp. CPM2013	12.5:1 Comp. CPM2015	12.5:1 Comp. CPM2052	8546D400A	1000ADS	274760	274758	274759	Top End C3049-EST (99mm)	Top End GS5475 (101mm 04-06)	Cylinder Works <b>CRF-R 11002</b> (488cc, 100mm)	Steel Exhaust <b>CRF-R</b> 28-14021 (04-06)	Valve Guide <b>CRF-R</b> Intake 30-30200	Camshaft <b>CRF-R</b> Stage 2 1024-2 (04-06)	CC-1403	<b>CRF-R</b> HR4148 (510cc with 100mm Big Bore)	Pro-X 04935 (CRF-R)	Left 2MEB671	094188					
		H-5537BB 101mm, 497cc (Wet Liner)		99.00	.120	4699	65.1805.300								274760	274758	274759	GS5537 (101mm 07-08)	GS5537 (101mm 07-08)	Complete Kit <b>11002-K01</b> (488cc, 100mm)	28-14071 (07-08)	O/S+.001 30-30201	Exhaust 30-30210	Stage 3 Top End 1056-3 (04-06)	1078-3 (07)	1103-3 (08)	Hot Rods <b>CRF-R</b> HR8617 (CRF-R)	Bearing / Seal Kit <b>494189 (04-05)</b> <b>491405 (06-08)</b>	31-389 (04-07)	31-289 (08)	Clutch Cover Gasket N14122		
CYL. WORKS COMPLETE KIT INCLUDES CYLINDER, PISTON, TOP END GASKETS				100.00	.160	46100																											
				101.00	.200																												



HONDA  
HUSQVARNA  
KAWASAKI  
KTM  
SUZUKI  
YAMAHA  
VINTAGE  
BIG BORE  
ACCESSORIES  
TECH.





MODEL  
Engine Description  
Cylinder I.D. (mm/in.)



TOP END														VALVE TRAIN				BOTTOM END				CLUTCH							
SLEEVE	REBUILD KIT Sleeve • Piston • Gasket	BORE SIZE	PISTON SIZE	PRO-X PISTON	LAPC PISTON	WISECO PISTON	WISECO RING	CP PISTON	WOSSNER PISTON	WOSSNER RING	JE PISTON	COMETIC GASKET	L.A. SLEEVE GASKET	CYLINDERS AFTERMARKET KITS	VALVE	Valve Spring	VALVE GUIDE	Valve Seat	CAMSHAFT Shim Kit	CAM CHAIN	CRANKSHAFT	CON-ROD KIT	CRANK BEARING	CRANK SEAL KIT	CLUTCH PLATE SET	CLUTCH BASKET	CLUTCH INNER HUB	PRESSURE PLATE	CLUTCH SPRING SET

**HONDA FOUR-STROKE (CONTINUED)**

<b>CRF-450R 2009-12</b> 449cc Liquid-Cooled 96mm 3.779"  RESLEEVEING REQUIRED FOR OVERSIZES	AC	H-5695	5695K	96.00 98.00	Std. .080	12:1 Comp. 01.1409A		12.5:1 Comp. 4978M09600	9600ZV	12.5:1 Comp. CPM2057	12:1 Comp. 8739DA	960ADS-2	12.5:1 Comp. 284666 284668	Top End C3270-EST (96mm)	Top End 35-5695	Cylinder Works <b>10006</b> (Std. 96mm)	Steel Exhaust 30-31266	Valve Guide Intake 30-31270	Hot Cams Camshaft Stage 1 1123-1 (09) 1173-1 (10-12)	CC-1409	HR4093	Pro-X 03.1409	Left 2MEB671	091405	Hinson Basket w/cushions 31-389	Hinson Hub 31-365	Pro-X CSKP-045 (09-10)			
				96.00 98.00	Std. .080			13:1 Comp. 4979M09600	9600ZV	13:1 Comp. CPM2058 CPM2069			13.5:1 Comp. 284667	C3275-EST (98mm)	Complete w/oil seals 37-5695	Complete Kit <b>10006-K01</b> (Std. 96mm)	Oversize +1mm 30-31267	O/S+.001 30-31271	Stage 2 1124-2 (09) 1174-2 (10-12)		Stroker +3mm 470cc HR4193	Hot Rods HR8682	Right SX06C42	Bearing /Seal Kit <b>49K019</b>			CSKP-053 (11-12)			
				96.00	Std.						13.5:1 Comp. CPM2059	13.5:1 Comp. 8768DA	960ADS-2	13.5:1 Comp. 284667				Oversize +1mm 30-31263	O/S+.001 30-31281	Stage 3 1125-3 (09) 1175-3 (10-12)										
<b>CRF-450R 2009-12</b> Big Bore to 478cc, 488cc 99mm 3.898" 478cc 100mm 3.937" 488cc	BB	H-5695B		99.00 100.00	.120 .160								12.5:1 Comp. 284669 284670	C3276-EST (100mm)	Cylinder Works Complete Kit Big Bore <b>11006-K01</b> (478cc, 99mm)	Oversize +1mm 30-31263	Titanium Intake 28-14092	Valve Seat IN 10-SB390 EX 10-SB350												
<b>XL, XR-500 1979-82</b> 498cc Single 89mm 3.504"	RS	H-5	5K	89.00 89.50 90.00 90.50 91.00	Std. .020 .040 .060 .080			4117M08900	3504XC		8642DA 8642D050 8642D100 8642D150 8642D200	890XSX 895XSX 900XSX 905XSX 910XSX		Top End C7147			Spring Kit 30-4081	Valve Guide IN / EX 30-3050			Pro-X 01553	6307C3		Friction Kit 615547						
570cc Big Bore 95mm 3.740"	BB	H-5B		95.00	.240			4117M09500	3740XH					Top End C7148																
<b>XR-500 1983-84</b> 497cc Single Radial 92mm 3.622"	RS	H-839	839K	92.00 92.50 93.00	Std. .020 .040			4330M09200 4330M09250 4330M09300	3622XC 3642XC 3661XC					Top End C7238			Steel Exhaust 28-16541	Valve Guide IN / EX 30-3050					6307C3		Friction Kit 616047					
								Pistons are built on demand										Steel Intake 28-16542	O/S+.001 30-3051											
<b>XL-600 1983-87</b> 589cc Single 100mm 3.937"	RS	H-120	120K	100.00 101.00 102.40	Std. .040 .095			4332M10000 4332M10100 4332M10241	3937XH 3977XH 4032GF					Top End C7149			Steel Exhaust 28-16541	Valve Guide IN / EX 30-3050			Pro-X 01563	Left 6308X		Friction Kit 616047			Pro-X CSKP-045			
								Pistons are built on demand										Steel Intake 28-16542	O/S+.001 30-3051		Hot Rods HR8118	Right 6307X		Steel 616546						
<b>XR-600R 1985-87</b> 591cc Single 97mm 3.818"	RS	H-960	960K-1 (9:1)	97.00 97.25 97.50 97.75 98.00	Std. .010 .020 .030 .040	4660 4661 4662 4663 4664		9:1 Comp. 4577M09700	3819XH		9:1 Comp. 8574DA	970XSX		Top End C7827	Top End 35-1654		Steel Exhaust 28-16541	Valve Guide IN / EX 30-3050			Pro-X 01563	Left 6308X		Friction Kit 616047			Pro-X CSKP-046			
				97.25 97.50 97.75 98.00	.010 .020 .030 .040	4661 4662 4663 4664		4577M09750	3839XH		8574D050	975XSX			Complete w/oil seals 37-1654		Steel Intake 28-16542	O/S+.001 30-3051			Hot Rods HR8118	Right 6307X		Steel 616546						
				97.00 97.50 98.00	Std. .020 .040	4366M09700 4366M09750 4366M09800		11:1 Comp. 4366M09700 4366M09750 4366M09800	3819XH 3839XH 3858XH		8574D100	980XSX						Spring Kit 30-4081												



HONDA  
HUSQVARNA  
KAWASAKI  
KTM  
SUZUKI  
YAMAHA  
VINTAGE  
BIG BORE  
ACCESSORIES  
TECH.



**MODEL**  
Engine Description  
Cylinder I.D. (mm/in.)



TOP END													VALVE TRAIN				BOTTOM END				CLUTCH								
SLEEVE	REBUILD KIT <small>Sleeve • Piston • Gasket</small>	BORE SIZE	PISTON SIZE	PRO-X PISTON	LAPC PISTON	WISECO PISTON	WISECO RING	CP PISTON	WOSSNER PISTON	WOSSNER RING	JE PISTON	COMETIC GASKET	L.A. SLEEVE GASKET	CYLINDERS AFTERMARKET KITS	VALVE	Valve Spring	VALVE GUIDE	Valve Seat	CAMSHAFT <small>Shim Kit</small>	CAM CHAIN	CRANKSHAFT	CON-ROD KIT	CRANK BEARING	CRANK SEAL KIT	CLUTCH PLATE SET	CLUTCH BASKET	CLUTCH INNER HUB	PRESSURE PLATE	CLUTCH SPRING SET

**HONDA FOUR-STROKE (CONTINUED)**

<b>XR-600R</b> 1988-90 591cc Single 97mm 3.818" <i>RESLEEING REQUIRED FOR OVERSIZES</i>	AC	H-5037	5037K-1 (9:1)	97.00	Std.	4660	9:1 Comp. 4577M09700	3819XH	8574DA	970XSY	Top End C7827	Top End 35-1654	Steel Exhaust 28-16541	Valve Guide IN / EX 30-3050	Camshaft 1004-1	Pro-X 01563	Left 6308X	Friction Kit 616047	Pro-X CSKP-046
				97.25	.010	4661													
			5037K (11:1)	97.00	Std.	4660	11:1 Comp. 4366M09700	3819XH	8574DA	970XSY	Top End C7827	Top End 35-1654	Steel Exhaust 28-16541	Valve Guide IN / EX 30-3050	Camshaft 1004-1	Pro-X 01563	Left 6308X	Friction Kit 616047	Pro-X CSKP-046
				97.50	.020	4662													
			5037K (11:1)	98.00	.040	4664	11:1 Comp. 4366M09800	3858XH	8574D100	980XSY	Top End C7828	Top End 35-1654	Steel Exhaust 28-16541	Valve Guide IN / EX 30-3050	Camshaft 1004-1	Pro-X 01563	Left 6308X	Friction Kit 616047	Pro-X CSKP-046
				97.50	.020	4662													
			5037K (11:1)	98.00	.040	4664	11:1 Comp. 4366M10000	3937XH	8574D500	1020XSU	Top End C7828	Top End 35-1654	Steel Exhaust 28-16541	Valve Guide IN / EX 30-3050	Camshaft 1004-1	Pro-X 01563	Left 6308X	Friction Kit 616047	Pro-X CSKP-046
				97.00	Std.	4660													
<b>XR-600R</b> 1991-00 591cc Single 97mm 3.818"	RS	H-5159	5159K-1 (9:1)	97.00	Std.	4660	9:1 Comp. 4577M09700	3819XH	8574DA	970XSY	Top End C7827	Top End 35-1654	Steel Exhaust 28-16541	Valve Guide IN / EX 30-3050	Camshaft 1004-1	Pro-X 01563	Left 6308X	Friction Kit 616047	Pro-X CSKP-046
				97.25	.010	4661													
			5159K (11:1)	97.50	.020	4662	11:1 Comp. 4366M09700	3829XH	8574D100	980XSY	Top End C7827	Top End 35-1654	Steel Exhaust 28-16541	Valve Guide IN / EX 30-3050	Camshaft 1004-1	Pro-X 01563	Left 6308X	Friction Kit 616047	Pro-X CSKP-046
				97.75	.030	4663													
			5159K (11:1)	98.00	.040	4664	11:1 Comp. 4366M09800	3858XH	8574D100	980XSY	Top End C7828	Top End 35-1654	Steel Exhaust 28-16541	Valve Guide IN / EX 30-3050	Camshaft 1004-1	Pro-X 01563	Left 6308X	Friction Kit 616047	Pro-X CSKP-046
				97.00	Std.	4660													
<b>XR-600R</b> 1985-87 <b>XR-628R</b> Honda Kit 1988-95 628cc Single 100mm 3.937"	RS	H-5160	5160K	100.00	.120		11:1 Comp. 4366M10000	3937XH	8574D300	1000XSY	Top End C7828	Top End 35-1654	Steel Exhaust 28-16541	Valve Guide IN / EX 30-3050	Camshaft 1004-1	Pro-X 01563	Left 6308X	Friction Kit 616047	Pro-X CSKP-046
				100.00	.120														
			5160K	101.00	.160		11:1 Comp. 4366M10000	3937XH	8574D400	1010XSY	Top End C7828	Top End 35-1654	Steel Exhaust 28-16541	Valve Guide IN / EX 30-3050	Camshaft 1004-1	Pro-X 01563	Left 6308X	Friction Kit 616047	Pro-X CSKP-046
				102.00	.200														
<b>XR-650L</b> 1993-12 644cc Single 100mm 3.937"	RS	H-5160	5160K	100.00	Std.	4660	10:1 Comp. 4562M10000	3937XH	8564DA	1000XSY	Top End C3216	Complete w/oil seals 37-1281	Steel Exhaust 28-16541	Valve Guide IN / EX 30-3050	Camshaft 1004-1	Pro-X 01564	Left 6308X	Friction Kit 613157	Pro-X CSKP-046
				101.00	.040	4661													
			5160K	102.00	.080	4662	10:1 Comp. 4562M10241	4032GF	8564D200	1020XSU	Top End C7240 (102.5mm)	Complete w/oil seals 37-1281	Steel Exhaust 28-16541	Valve Guide IN / EX 30-3050	Camshaft 1004-1	Pro-X 01564	Left 6308X	Friction Kit 613157	Pro-X CSKP-046
				102.40	.095	4664													
<b>XR-650L to 720cc</b> 1993-12 102mm 4.134"	BB	H-5160B	5160B	105.00	.197		W5160PS W5160P4				Top End GS5160				Camshaft 1004-1	Pro-X 01564	Left 6308X	Friction Kit 613157	Pro-X CSKP-046
				106.00	.236														
<b>XR-650R</b> 2000-07 649cc Single Liquid Cooled 100mm 3.937" <i>CYLINDER SLEEVING REQUIRED FOR OVERSIZES</i>	AC	H-5440	5440K	100.00	Std.	4700A	10:1 Comp. 65.1830A	65.1830A	4715M10000	3937XS	Top End C7681 (101mm)		Steel Exhaust 30-30168	Valve Guide Intake 30-30170	Camshaft 1009-1 (Stage 1)	Pro-X 04915		Friction Kit 616617	Pro-X CSKP-046
				100.01	Std.	4700B													
			5440K	102.40	.095		11:1 Comp. 65.1830.200	65.1830.200	4716M10000	3937XS	Top End C7753 (103mm)		Steel Exhaust 30-30166	Valve Guide Intake 30-30170	Camshaft 1009-1 (Stage 1)	Pro-X 04915		Friction Kit 616617	Pro-X CSKP-046
				100.00	Std.	4700A													
			5440K	101.00	.040		11:1 Comp. 65.1830.200	65.1830.200	4716M10000	3937XS	Top End C7753 (103mm)		Steel Exhaust 30-30166	Valve Guide Intake 30-30170	Camshaft 1009-1 (Stage 1)	Pro-X 04915		Friction Kit 616617	Pro-X CSKP-046
				102.00	.080														
			5440K	102.40	.095		11:1 Comp. 65.1830.200	65.1830.200	4716M10240	4032GF	Top End C7753 (103mm)		Steel Exhaust 30-30166	Valve Guide Intake 30-30170	Camshaft 1009-1 (Stage 1)	Pro-X 04915		Friction Kit 616617	Pro-X CSKP-046
				102.40	.095														



HONDA  
HUSQVARN  
KAWASAKI  
KTM  
SUZUKI  
YAMAHA  
VINTAGE  
BIG BORE  
ACCESSORIES  
TECH.






**MODEL**  
Engine Description  
Cylinder Bore (mm/in.)

TOP END													BOTTOM END					CLUTCH				
SLEEVE	REBUILD KIT <small>Sleeve • Piston Gasket • Bearing</small>	BORE SIZE	PISTON SIZE	PRO-X PISTON	LAPC PISTON	WISECO PISTON	WISECO RING	WOSSNER PISTON	WOSSNER RING	T.E. BEARING	COMETIC GASKET	L.A. SLEEVE GASKET	CRANKSHAFT	CON-ROD KIT	CON-ROD ASSEMBLY <small>Rod Kit • Bearings • Seals</small>	CRANK BEARING	CRANK SEAL KIT	CLUTCH PLATE SET	CLUTCH BASKET	CLUTCH INNER HUB	PRESSURE PLATE	CLUTCH SPRING SET

## HUSQVARNA TWO-STROKE

<b>WXE, 1991-92</b> <b>WXC-125</b> 124cc Liquid Cooled 56mm 2.204"	AC	FL-5186																					
<b>WXE, 1994-95</b> <b>WXC-125</b> 124cc Liquid Cooled 56mm 2.204"	AC	FL-5203																					
<b>WXE, 1996-97</b> <b>WXC-125</b> 124cc Liquid Cooled 56mm 2.204"	AC	FL-5320											Top End C7734 (97)										
<b>CR, WR125 1999</b> 125cc Liquid Cooled 54mm 2.204" <i>CYLINDER SLEEVING REQUIRED FOR OVERSIZES</i>	AC	FL-5389		54.00 54.01 54.50 55.00	Std. Std. .020 .040	6217A 6217B	65.6705A 65.6705B			8089DA 8089DB 8089D050 8089D100 (97-12)	RSB5400 RSB5400 RSB5450 RSB5500		Top End C7734	Pro-X 04927		6322C4 (97-12)		Friction 612057					
<b>CR, WR125 2000</b> 125cc Liquid Cooled 54mm 2.126" <i>CYLINDER SLEEVING REQUIRED FOR OVERSIZES</i>	AC	FL-5452	5452K	54.00 54.01 54.50 55.00	Std. Std. .020 .040	6217A 6217B	65.6705A 65.6705B	760M05400	2126CS	8089DA 8089DB 8089D050 8089D100 (97-12)	RSB5400 RSB5400 RSB5450 RSB5500	T.E. Bearing 01152	Top End C7734	Pro-X 04927		6322C4 (97-12)		Friction 612057					
<b>CR, WR125 2001-02</b> 125cc Liquid Cooled 54mm 2.126" <i>CYLINDER SLEEVING REQUIRED FOR OVERSIZES</i>	AC	FL-5453	5453K	54.00 54.01 54.50 55.00	Std. Std. .020 .040	6217A 6217B	65.6705A 65.6705B	760M05400	2126CS	8089DA 8089DB 8089D050 8089D100 (97-12)	RSB5400 RSB5400 RSB5450 RSB5500	T.E. Bearing 01152	Top End C7734	Pro-X 04927 (99-12)		6322C4 (97-12)		Friction 612057					
<b>CR, WR125 2003-08</b> 125cc Liquid Cooled 54mm 2.126" <i>CYLINDER SLEEVING REQUIRED FOR OVERSIZES</i>	AC	FL-5544	5544K	54.00 54.01 54.50 55.00	Std. Std. .020 .040	6217A 6217B	65.6705A 65.6705B	760M05400	2126CS	8089DA 8089DB 8089D050 8089D100 (97-12)	RSB5400 RSB5400 RSB5450 RSB5500	T.E. Bearing 01152	Top End C7734	Pro-X 04927 (99-12)		6322C4 (97-12)		Friction 612057 Hinson Basket 31-156					
<b>WXE, 1993</b> <b>WXC-250</b> 249cc Liquid Cooled 67mm 2.637" <i>CYLINDER SLEEVING REQUIRED FOR OVERSIZES</i>	AC	FL-5204	5204K	67.00 67.50 68.00	Std. .020 .040			699M06700 699M06750 699M06800	2638CD 2658CD 2677CD				T.E. Bearing 01181	Top End W5565									
<b>WXE, 1994</b> <b>WXC-250</b> 249cc Liquid Cooled 67mm 2.637" <i>CYLINDER SLEEVING REQUIRED FOR OVERSIZES</i>	AC	FL-5205	5205K	67.00 67.50 68.00	Std. .020 .040			699M06700 699M06750 699M06800	2638CD 2658CD 2677CD				T.E. Bearing 01181	Top End W5565									
<b>CR, WR-250 1999</b> 249cc Liquid Cooled 66.40mm 2.614" <i>CYLINDER SLEEVING REQUIRED FOR OVERSIZES</i>	AC	FL-5390	5390K	66.40	Std.	6430A	65.6805B	761M06640	2614CD	8141DA	RDB6640	T.E. Bearing 01181	Top End C7743	Pro-X 04926		6305C3 (97-12)							



HONDA  
HUSQVARNA  
KAWASAKI  
KTM  
SUZUKI  
YAMAHA  
VINTAGE  
BIG BORE  
ACCESSORIES  
TECH.




**MODEL**  
Engine Description  
Cylinder Bore (mm/in.)



TOP END													BOTTOM END					CLUTCH				
SLEEVE	REBUILD KIT <small>Sleeve • Piston Gasket • Bearing</small>	BORE SIZE	PISTON SIZE	PRO-X PISTON	LAPC PISTON	WISECO PISTON	WISECO RING	WOSSNER PISTON	WOSSNER RING	T.E. BEARING	COMETIC GASKET	L.A. SLEEVE GASKET	CRANKSHAFT	CON-ROD KIT	CON-ROD ASSEMBLY <small>Rod Kit • Bearings • Seals</small>	CRANK BEARING	CRANK SEAL KIT	CLUTCH PLATE SET	CLUTCH BASKET	CLUTCH INNER HUB	PRESSURE PLATE	CLUTCH SPRING SET

**HUSQVARNA TWO-STROKE (CONTINUED)**

<b>CR, WR-250 2000</b> 249cc Liquid Cooled 66.4mm 2.614" <i>CYLINDER SLEEVING REQUIRED FOR OVERSIZES</i>	AC	FL-5444	5444K	66.40	Std.	6430A	65.6805A	761M06640	2614CD	8141DA	RDB6640	T.E. Bearing 01181	Top End C7743			Pro-X 04926		6305C3 (99-12)		Friction 613158		
<b>CR, WR-250 2001-02</b> 249cc Liquid Cooled 66.4mm 2.614" <i>CYLINDER SLEEVING REQUIRED FOR OVERSIZES</i>	AC	FL-5454	5454K	66.40	Std.	6430A	65.6805A	761M06640	2614CD	8141DA	RDB6640	T.E. Bearing 01181	Top End C7743			Pro-X 04926		6305C3 (99-12)		Friction 613158		
<b>CR-250 2003-05 WR-250 2003-10</b> 249cc Liquid Cooled 66.4mm 2.614" <i>CYLINDER SLEEVING REQUIRED FOR OVERSIZES</i>	AC	FL-5545	5545K	66.40	Std.	6430A (99-12)	65.6805A (99-12)	761M06640	2614CD	8141DA (03-12)	RDB6640	T.E. Bearing 01181	Top End C7743 (99-10)			Pro-X 04926 (98-12)		6305C3 (99-12)		Friction 613158		



HONDA  
HUSQVARNA  
KAWASAKI  
KTM  
SUZUKI  
YAMAHA  
VINTAGE  
BIG BORE  
ACCESSORIES  
TECH.












**MODEL**  
Engine Description  
Cylinder Bore (mm/in.)

TOP END													BOTTOM END					CLUTCH				
SLEEVE	REBUILD KIT <small>Sleeve • Piston Gasket • Bearing</small>	BORE SIZE	PISTON SIZE	PRO-X PISTON	LAPC PISTON	WISECO PISTON	WISECO RING	WOSSNER PISTON	WOSSNER RING	T.E. BEARING	COMETIC GASKET	L.A. SLEEVE GASKET	CRANKSHAFT	CON-ROD KIT	CON-ROD ASSEMBLY <small>Rod Kit • Bearings • Seals</small>	CRANK BEARING	CRANK SEAL KIT	CLUTCH PLATE SET	CLUTCH BASKET	CLUTCH INNER HUB	PRESSURE PLATE	CLUTCH SPRING SET

**KAWASAKI TWO-STROKE (CONTINUED)**

<b>KX-80 1983</b> 82cc Liquid Cooled 48mm 1.890" <i>CYLINDER SLEEVING REQUIRED FOR OVERSIZES</i>	AC	KA-791	791K	48.00 48.50 49.00	Std. .020 .040			446M04800 446M04850	1890CD 1909CD	8200DA 8200D050 8200D100	RSB4800 RSB4850 RSB4900	T.E. Bearing 01303	Top End C7027	Complete with Oil Seals 37-4402		Pro-X 04973	39-4480	6304C3 <b>494480</b> Bearing/Seal Kit	094480	Friction 641045 Steel 641514	Plate 18-P4083	
<b>KX-80 1984</b> 82cc Liquid Cooled 48mm 1.890" <i>CYLINDER SLEEVING REQUIRED FOR OVERSIZES</i>	AC	KA-852	852K	48.00 48.50 49.00	Std. .020 .040			514M04800 514M04900	1890CD 1929CD	8201DA 8201D050 8201D100	RSB4800 RSB4850 RSB4900	T.E. Bearing 01303	Top End C7027	Complete with Oil Seals 37-4402		Pro-X 04973	39-4480	6304C3 <b>494480</b> Bearing/Seal Kit	094480	Friction 641045 Steel 641514	Plate 18-P4083	
<b>KX-80 1985</b> 82cc Liquid Cooled 48mm 1.890" <i>CYLINDER SLEEVING REQUIRED FOR OVERSIZES</i>	AC	KA-854	854K	48.00 48.50 49.00	Std. .020 .040			514M04800 514M04900	1890CD 1929CD	8201DA 8201D050 8201D100	RSB4800 RSB4850 RSB4900	T.E. Bearing 01303	Top End C7028	Complete with Oil Seals 37-4402		Pro-X 04973	39-4973	6304C3 <b>494481</b> Bearing/Seal Kit	094481	Friction 641046 Steel 641515		
<b>KX-80 1986-87</b> 82cc Liquid Cooled 48mm 1.890" <i>CYLINDER SLEEVING REQUIRED FOR OVERSIZES</i>	AC	KA-967	967K	48.00 48.01 49.00	Std. Std. .040	4230C 4230D		539M04800 539M04900	1890CD 1929CD			T.E. Bearing 01303	Top End C7029	Complete with Oil Seals 37-1403		Pro-X 04973	39-4973	6304C3 <b>494481</b> Bearing/Seal Kit	094481	Friction 641046 Steel 641515		
<b>KX-80 1986-87 Big Bore to 100cc</b> 100cc Liquid Cooled <i>HEAD MODIFICATION REQUIRED</i>	AC	KA-968		52.00 52.50 53.00	Std. .020 .040			W967PS W967P2 W967P4	2047CD 2067CD 2087CD	8197D400 8197D450 8197D500	RSB5200 RSB5250 RSB5300	T.E. Bearing 01303	Top End GS968			Pro-X 04973	39-4973	6304C3 <b>494481</b> Bearing/Seal Kit	094481	Friction 641046 Steel 641515		
<b>KX-80 1988-90 L1, N1</b> 82cc Liquid Cooled 48mm 1.890" <i>CYLINDER SLEEVING REQUIRED FOR OVERSIZES</i>	AC	KA-5041	5041K	48.00 48.01 48.50 49.00 50.00	Std. Std. .020 .040 .080	4230C 4230D	65.2001A 65.2001B 65.2001.050 65.2001.100	644M04800 644M04850 644M04900 644M05000	1890CD 1909CD 1929CD 1969CD	8197DA 8197D050 8197D100	RSB4800 RSB4850 RSB4900	T.E. Bearing 01303	Top End C7030	Top End 35-0404 (88-89) 35-0406 (90) Complete with Oil Seals 37-1404 (88-89) 37-1406 (90)		Pro-X 04973	39-4973	6304C3 <b>494481</b> Bearing/Seal Kit	094481	Friction 641067 (88) 641066 + 641081 (89-90) Hinson Basket 31-047		
<b>KX-80 1988-90 Big Bore to 100cc</b> 100cc Liquid Cooled 52mm 2.047" <i>HEAD MODIFICATION REQUIRED</i>	AC	KA-5042		52.00 52.50 53.00	Std. .020 .040			W967PS W967P2 W967P4	2047CD 2067CD 2087CD	8197D400 8197D450 8197D500	RSB5200 RSB5250 RSB5300	T.E. Bearing 01303	Top End GS5042			Pro-X 04973	39-4973	6304C3 <b>494481</b> Bearing/Seal Kit	094481	Friction 641067 (88) 641066 + 641081 (89-90) Steel 641516 Hinson Basket 31-047		



HONDA  
HUSQVARN  
KAWASAKI  
KTM  
SUZUKI  
YAMAHA  
VINTAGE  
BIG BORE  
ACCESSORIES  
TECH.



**MODEL**  
Engine Description  
Cylinder Bore (mm/in.)

**KAWASAKI TWO-STROKE (CONTINUED)**

		TOP END											BOTTOM END					CLUTCH					
SLEEVE	REBUILD KIT Sleeve • Piston Gasket • Bearing	BORE SIZE	PISTON SIZE	PRO-X PISTON	LAPC PISTON	WISECO PISTON	WISECO RING	WOSSNER PISTON	WOSSNER RING	T.E. BEARING	COMETIC GASKET	L.A. SLEEVE GASKET	CRANKSHAFT	CON-ROD KIT	CON-ROD ASSEMBLY Rod Kit • Bearings • Seals	CRANK BEARING	CRANK SEAL KIT	CLUTCH PLATE SET	CLUTCH BASKET	CLUTCH INNER HUB	PRESSURE PLATE	CLUTCH SPRING SET	
<b>KX-80 1991-94</b> 82cc Liquid Cooled 48mm 1.890"	AC KA-5121	5121K	48.00 48.01 48.50 49.00 50.00	Std. Std. .020 .040 .080	4280A 4280B	65.2001A 65.2001B 65.2001.050 65.2001.100	644M04800 644M04850 644M04900 644M05000	1890CD 1909CD 1929CD 1969CD	8197DA 8197D050 8197D100	RSB4800 RSB4850 RSB4900	T.E. Bearing 01303		Top End C7031 (49mm) C7307 (50mm)	Top End 35-4111 Complete with Oil Seals 37-4111	HR4016	Pro-X 04973	39-4973	6304C3	094481	Friction 641066 + 641081 Hinson Basket 31-047	Clutch Cover Gasket N14200		
<b>KX-80 1995-97</b> 82cc Liquid Cooled 48mm 1.890"	AC KA-5316	5316K	48.00 48.01 48.50 49.00 50.00	Std. Std. .020 .040 .080	4280A 4280B	65.2001A 65.2001B 65.2001.050 65.2001.100	644M04800 644M04850 644M04900 644M05000	1890CD 1909CD 1929CD 1969CD	8197DA 8197D050 8197D100	RSB4800 RSB4850 RSB4900	T.E. Bearing 01303		Top End C7031 (49mm) C7307 (50mm)	Top End 35-4111 Complete with Oil Seals 37-4111	HR4016	Pro-X 04973	39-4973	6304C3	094481	Friction 641066 + 641081 Hinson Basket 31-047	Clutch Cover Gasket N14200		
<b>KX-80 1991-97</b> <b>Big Bore to 100cc</b> 100cc Liquid Cooled 52mm 2.047"	AC KA-5263		52.00 52.50 53.00	Std. .020 .040			W967PS W967P2 W967P4	2047CD 2067CD 2087CD	8197D400 8197D450 8197D500	RSB5200 RSB5250 RSB5300	T.E. Bearing 01303		Top End GS5144		HR4016	Pro-X 04973	39-4973	6304C3	094481	Friction 641066 + 641081 Hinson Basket 31-047	Clutch Cover Gasket N14200		
<b>KX-80 1998-00</b> 82cc Liquid Cooled 48mm 1.890"	AC KA-5351	5351K	48.00 48.01 48.50 49.00 50.00	Std. Std. .020 .040 .080	4280A 4280B	65.2001A 65.2001B 65.2001.050 65.2001.100	644M04800 644M04850 644M04900 644M05000	1890CD 1909CD 1929CD 1969CD	8197DA 8197D050 8197D100	RSB4800 RSB4850 RSB4900	T.E. Bearing 01303		Top End C7391 (49mm)	Top End 35-4118 Complete with Oil Seals 37-4118	HR4016	Pro-X 04941 Hot Rods HR8147	39-4941	6304C3	094481	Friction 641086 + 642555 Hinson Basket 31-068	Hub 18-4198 Clutch Cover Gasket N14200	Pro-X CSKP-013	
<b>KX-80 1998-00</b> <b>Big Bore to 100cc</b> 100cc Liquid Cooled 52mm 2.047"	AC KA-5351B		52.00 52.50 53.00 54.50	Std. .020 .040 .080			651M05250 651M05300 651M05450	2067CD 2087CD 2146CD	8197D400 8197D450 8197D500	RSB5200 RSB5250 RSB5300	T.E. Bearing 01303		Top End GS5351		HR4016	Pro-X 04941 Hot Rods HR8147	39-4941	6304C3	094481	Friction 641086 Steel 642555 Hinson Basket 31-068	Hub 18-4198 Clutch Cover Gasket N14200	Pro-X CSKP-013	
<b>KX-85 2001-13</b> 84cc Liquid Cooled 48.5mm 1.910"	AC KA-5449	5449K (01) 5449K-1 (02-13)	48.50 48.51 49.00 49.50 50.50 48.50	Std. Std. .020 .040 .080 Std.	4281A 4281B	65.2002A 65.2002B 65.2002.050 65.2002.100	782M04850 782M04900 782M04950 782M05050 862M04850 (Single Ring)	1909CD 1929CD 1949CD 1988CD 1909CS	8102DA 8102DB	RSB4850 RSB4850	T.E. Bearing 01303		Top End C7760 (01) C7859 (02-09)	Top End 35-4121 Complete with Oil Seals 37-4121 (01-06) 37-1139 (07-13)	HR4016 (2001-05) HR4066 (2006-13) Stroker Crank HR4166 (2006-13)	Pro-X 04941 Hot Rods HR8147	39-4941	6304C3	094481	Friction 641086 Steel 642555 Hinson Basket 31-068	Hub 18-4198 Clutch Cover Gasket N14200	Pro-X CSKP-013	
<b>KX-85 2001-13</b> <b>Big Bore to 100cc</b> 52mm 2.047"	AC KA-5351B		52.00 52.50 53.00 54.50	Std. .020 .040 .080			651M05250 651M05300 651M05450	2067CD 2087CD 2146CD	8102D350 8102D400 8102D450	RSB5200 RSB5250 RSB5300	T.E. Bearing 01303		Top End GS5351		HR4016 (2001-05) HR4066 (2006-13) Stroker Crank HR4166 (2006-13)	Pro-X 04941 Hot Rods HR8147	39-4941	6304C3	094481	Friction 641086 Steel 642555 Hinson Basket 31-068	Hub 18-4198 Clutch Cover Gasket N14200	Pro-X CSKP-013	



HONDA  
HUSQVARN  
KAWASAKI  
KTM  
SUZUKI  
YAMAHA  
VINTAGE  
BIG BORE  
ACCESSORIES  
TECH.





**MODEL**  
Engine Description  
Cylinder Bore (mm/in.)

**KAWASAKI TWO-STROKE (CONTINUED)**


		TOP END											BOTTOM END					CLUTCH							
		SLEEVE	REBUILD KIT Sleeve • Piston Gasket • Bearing	BORE SIZE	PISTON SIZE	PRO-X PISTON	LAPC PISTON	WISECO PISTON	WISECO RING	WOSSNER PISTON	WOSSNER RING	T.E. BEARING	COMETIC GASKET	L.A. SLEEVE GASKET	CRANKSHAFT	CON-ROD KIT	CON-ROD ASSEMBLY Rod Kit • Bearings • Seals	CRANK BEARING	CRANK SEAL KIT	CLUTCH PLATE SET	CLUTCH BASKET	CLUTCH INNER HUB	PRESSURE PLATE	CLUTCH SPRING SET	
<b>KX-100 1995-97</b> 99cc Liquid Cooled 52.5mm 2.067"	AC KA-5263	5263K		52.50 53.00 54.50	Std. .020 .080		65.2100A 65.2100.050	651M05250 651M05300 651M05450	2067CD 2087CD 2146CD	8197D450 8197D500	RSB5250 RSB5300	T.E. Bearing 01303			HR4016	Pro-X 04973			6304C3 094481 <b>494481</b> Bearing/Seal Kit		Friction 641066 641081 Hinson Basket 31-047				
<b>KX-100 1998-05</b> 99cc Liquid Cooled 52.5mm 2.067"	AC KA-5358	5358K		52.50 53.00 53.50 54.50	Std. .020 .040 .080		65.2100A 65.2100.050 65.2100.100	651M05250 651M05300 651M05450	2067CD 2087CD 2146CD	8254DA 8254D050 8254D100	RSB5250 RSB5300	T.E. Bearing 01303			HR4016	Pro-X 04941	39-4941		6304C3 094481 <b>494481</b> Bearing/Seal Kit		Friction 641086 + 642555 Hinson Basket 31-068	Hub 18-4198 Clutch Cover Gasket N14200	Pro-X CSKP-013		
<b>KX-100 2006-13</b> 99cc Liquid Cooled 52.5mm 2.067"	AC KA-5608	5608K		52.50 53.00 53.50 54.50	Std. .020 .040 .080		65.2100A 65.2100.050 65.2100.100	651M05250 651M05300 651M05450	2067CD 2087CD 2146CD	8254DA 8254D050 8254D100	RSB5250 RSB5300	T.E. Bearing 01303			HR4066 Stroker Crank HR4166	Pro-X 04941	39-4941		6304C3 094481 <b>494481</b> Bearing/Seal Kit		Friction 641086 + 642555 Hinson Basket 31-068	Hub 18-4198 Clutch Cover Gasket N14200	Pro-X CSKP-013		
<b>KDX-80 1980-82</b> 82cc Single 48mm 1.890"	AC KA-672			48.00 48.50	Std. .020			446M04800 446M04850	1890CD 1909CD			T.E. Bearing 01303				Pro-X 04973 (82)	39-4480 (82)		094480 (82)		Friction 641044 (80-81) Friction 641045 (82)				
<b>KDX-80 1983-88</b> 82cc Single 48mm 1.890"	AC KA-736			48.00 49.00	Std. .040			514M04800 514M04900	1890CD 1929CD			T.E. Bearing 01303				Pro-X 04973	39-4480 (83-84) 39-4973 (85-88)		6304C3 094480 (83-84) 094481 (85-88)		<b>494480</b> (83-84) <b>494481</b> (85-88) Bearing/Seal Kit	Friction 641045			
<b>KX-125 A-6 1980</b> 124cc Single (Non Bridged Exhaust) 56mm 2.205"	AC KA-680			56.00	Std.							T.E. Bearing 01310							6305C3 094482 <b>494482</b> Bearing/Seal Kit						
<b>KX-125 A-7 1981</b> 124cc Single 56mm 2.205"	AC KA-717			56.00	Std.							T.E. Bearing 01310							6305C3 094485 <b>494485</b> Bearing/Seal Kit						



HONDA  
HUSQVARN  
KAWASAKI  
KTM  
SUZUKI  
YAMAHA  
VINTAGE  
BIG BORE  
ACCESSORIES  
TECH.

**KAWASAKI TWO-STROKE (CONTINUED)**

<b>KX-125 B-1 1982</b> 124cc Liquid Cooled 56mm 2.205"	AC	KA-737	737K	56.00	Std.			486M05600	2205CD	8210DA 8210D100		T.E. Bearing 01310		Top End C7132					Left 6305C3 Right 6304C3	094480				<b>496304</b> Bearing/Seal Kit
<b>KX-125 1983-84</b> 124cc Liquid Cooled 56mm 2.205"	AC	KA-792	792K (83) 792K-1 (84)	56.00	Std.			486M05600	2205CD	8210DA 8210D100		T.E. Bearing 01310		Top End C7109 (83) C7110 (84)					Left 6305C3 Right 6304C3	094480				<b>496304</b> Bearing/Seal Kit
<b>KX-125 KIPS 1985</b> 124cc Liquid Cooled 56mm 2.205"	AC	KA-855	855K	56.00	Std.			486M05600	2205CD	8210DA 8210D100		T.E. Bearing 01310		Top End C7032					Left 6305C3 Right 6304C3	094480				<b>496304</b> Bearing/Seal Kit
<b>KX-125 KIPS 1986 (No. 1476)</b> 124cc Liquid Cooled 56mm 2.205"	AC	KA-945	945K	56.00	Std.			540M05600	2205CS	8211DA 8211D100		T.E. Bearing 01310		Top End C7032					Left 6305C3 Right 6322X	094483	Alloy 642466 Steel 642446			<b>494483</b> Bearing/Seal Kit
<b>KX-125 KIPS 1987 (No. 1508)</b> 124cc Liquid Cooled 56mm 2.205"	AC	KA-5006	5006K	56.00 56.01	Std. Std.	4205C 4205D		555M05600	2205CS			T.E. Bearing 01310		Top End C7119					Left 6305C3 Right 6322X	094483	Alloy 642466 Steel 642446			<b>494483</b> Bearing/Seal Kit
<b>KX-125 F-1 1988 (No. 1539)</b> 124cc Liquid Cooled 56mm 2.205"	AC	KA-5043	5043K	56.00 56.01 57.00	Std. Std. .040	4208C 4208D		566M05600 566M05700	2205CS 2244CS			T.E. Bearing 01310		Top End C7033	Pro-X 04986	39-4986		6322C4	094484		Friction 642078 Alloy 642467 Steel 642447			<b>494484</b> Bearing/Seal Kit
<b>KX-125 G-1 1989 (No. 1565)</b> 124cc Liquid Cooled 56mm 2.205"	AC	KA-5089	5089K	56.00 56.01 56.50	Std. Std. .020	4208C 4208D		578M05600 578M05650	2205CS 2224CS			T.E. Bearing 01310		Top End C7034	Pro-X 04986	39-4986		6322C4	094484		Friction 642078 Alloy 642467 Steel 642447			<b>494484</b> Bearing/Seal Kit








**MODEL**  
Engine Description  
Cylinder Bore (mm/in.)

TOP END													BOTTOM END					CLUTCH				
SLEEVE	REBUILD KIT <small>Sleeve • Piston Gasket • Bearing</small>	BORE SIZE	PISTON SIZE	PRO-X PISTON	LAPC PISTON	WISECO PISTON	WISECO RING	WOSSNER PISTON	WOSSNER RING	T.E. BEARING	COMETIC GASKET	L.A. SLEEVE GASKET	CRANKSHAFT	CON-ROD KIT	CON-ROD ASSEMBLY <small>Rod Kit • Bearings • Seals</small>	CRANK BEARING	CRANK SEAL KIT	CLUTCH PLATE SET	CLUTCH BASKET	CLUTCH INNER HUB	PRESSURE PLATE	CLUTCH SPRING SET

**KAWASAKI TWO-STROKE (CONTINUED)**


<b>KX-125 1990</b> (No. 1602) 124cc Liquid Cooled 56mm 2.205"  <i>CYLINDER SLEEVING REQUIRED FOR OVERSIZES</i>	AC	KA-5107	5107K	56.00 56.01 56.50 57.00	Std. Std. .020 .040	4208C 4208D		589M05600	2205CS	8106DA 8106DB 8106D050 8106D100	RSB5600 RSB5600 RSB5650 RSB5700	T.E. Bearing 01310		Top End C7035			Pro-X 04986	39-4986	6322C4 <b>494484</b> Bearing/Seal Kit	094484	Friction 642078 Alloy 642467 Steel 642447		
<b>KX-125 1991</b> (No. 1645) 124cc Liquid Cooled 56mm 2.205"  <i>CYLINDER SLEEVING REQUIRED FOR OVERSIZES</i>	AC	KA-5107	5107K-1	56.00 56.01 56.50 57.00	Std. Std. .020 .040	4209C 4209D		603M05600	2205CS	8108DA 8108DB 8108D050 8108D100	RSB5600 RSB5600 RSB5650 RSB5700	T.E. Bearing 01310		Top End C7036			Pro-X 04986	39-4986	6322C4 <b>494484</b> Bearing/Seal Kit	094484	Friction 642078 Alloy 642467 Steel 642447		
<b>KX-125 1992</b> (No. 1672) 124cc Liquid Cooled 54mm 2.126"  <i>CYLINDER SLEEVING REQUIRED FOR OVERSIZES</i>	AC	KA-5154	5154K	54.00 54.01 54.50 55.00	Std. Std. .020 .040	4292B 4292C		616M05400	2126CS 2146CS 2165CS	8110DA 8110DB 8110D050 8110D100	RSB5400 RSB5400 RSB5500	T.E. Bearing 01310		Top End C7117					6322C4 <b>494484</b> Bearing/Seal Kit	094484	Friction 642078 Alloy 642467 Steel 642447		
<b>KX-125 1993</b> (No. 1687) 124cc Liquid Cooled 54mm 2.126"  <i>CYLINDER SLEEVING REQUIRED FOR OVERSIZES</i>	AC	KA-5179	5179K	54.00 54.01 54.50 55.00	Std. Std. .020 .040	4292B 4292C		626M05400	2126CS 2165CS	8110DA 8110DB 8110D050 8110D100	RSB5400 RSB5400 RSB5500	T.E. Bearing 01310		Top End C7133					6322C4 <b>494484</b> Bearing/Seal Kit	094484	Friction 642078 Alloy 642467 Steel 642447		
<b>KX-125 1994</b> (No. 1720) 124cc Liquid Cooled 54mm 2.126"  <i>CYLINDER SLEEVING REQUIRED FOR OVERSIZES</i>	AC	KA-5208	5208K	54.00 54.01 54.50 55.00	Std. Std. .020 .040	4294B 4294C		640M05400 640M05500	2126CS 2165CS	8111DA 8111DB 8111D050 8111D100	RSB5400 RSB5400 RSB5450 RSB5500	T.E. Bearing 01318		Top End C7133			Pro-X 04970	39-4970	6322C4 <b>494484</b> Bearing/Seal Kit	094484	Friction 642147 Steel 642456 Hinson Basket 31-029	Hub 18-4294 Plate 18-P4294 Clutch Cover Gasket N14221	Pro-X CSKP-014
<b>KX-125 1995</b> (No. 1752) 124cc Liquid Cooled 54mm 2.126"  <i>CYLINDER SLEEVING REQUIRED FOR OVERSIZES</i>	AC	KA-5251	5251K	54.00 54.01 54.50 55.00 56.00	Std. Std. .020 .040 .080	4296A 4296B		652M05400 652M05450 652M05500 652M05600	2126CS 2146CS 2165CS 2205CS	8112DA 8112DB 8112D050 8112D100 8112D200	RSB5400 RSB5400 RSB5450 RSB5500 RSB5600	T.E. Bearing 01318		Top End C7241	Top End 35-4215 Complete w/ Oil Seals 37-4215		Pro-X 04970	39-4970	6322C4 <b>494484</b> Bearing/Seal Kit	094484	Friction 642147 Steel 642456 Hinson Basket 31-029	Hub 18-4294 Plate 18-P4294 Clutch Cover Gasket N14221	Pro-X CSKP-014
<b>KX-125 1996-97</b> (No. 1794 & 1840) 124cc Liquid Cooled 54mm 2.126"  <i>CYLINDER SLEEVING REQUIRED FOR OVERSIZES</i>	AC	KA-5307	5307K	54.00 54.01 54.50 55.00 56.00	Std. Std. .020 .040 .080	4296A 4296B		652M05400 652M05450 652M05500 652M05600	2126CS 2146CS 2165CS 2205CS	8112DA 8112DB 8112D050 8112D100 8112D200	RSB5400 RSB5400 RSB5450 RSB5500 RSB5600	T.E. Bearing 01318		Top End C7241	Top End 35-4215 Complete w/ Oil Seals 37-4215		Pro-X 04970	39-4970	6322C4 <b>494484</b> Bearing/Seal Kit	094484	Friction 642147 Steel 642456 Hinson Basket 31-029	Hub 18-4294 Plate 18-P4294 Clutch Cover Gasket N14221	Pro-X CSKP-014



HONDA  
HUSQVARN  
KAWASAKI  
KTM  
SUZUKI  
YAMAHA  
VINTAGE  
BIG BORE  
ACCESSORIES  
TECH.

**KAWASAKI TWO-STROKE (CONTINUED)**

<b>KX-125 1998</b> (No. 1852) 124cc Liquid Cooled 54mm 2.126"  <i>CYLINDER SLEEVING REQUIRED FOR OVERSIZES</i>	AC KA-5354	5354K	54.00 54.01 56.00	Std. Std. .080	4299A 4299B		719M05400 719M05600	2126CS 2205CS	8113DA 8113DB 8113D200	RSB5400 RSB5400 RSB5600	T.E. Bearing 01318		Top End C7393	Top End 35-4218 Complete w/ Oil Seals 37-4218		Pro-X 04940	39-4940	6322C4 <b>494484</b> Bearing/Seal Kit	094484	Friction 642147 Steel 642456 Hinson Basket 31-029	Hub 18-4294 Plate 18-P4294 Clutch Cover Gasket N14221	Pro-X CSKP-014
<b>KX-125 1999</b> (No. 1881) 124cc Liquid Cooled 54mm 2.126"  <i>CYLINDER SLEEVING REQUIRED FOR OVERSIZES</i>	AC KA-5354	5354K-1	54.00 54.01 56.00	Std. Std. .080	4299A 4299B		741M05400 741M05600	2126CS 2205CS	8057DA 8057DB 8057D200	RSB5400 RSB5400 RSB5600	T.E. Bearing 01318		Top End C7393	Top End 35-4218 Complete w/ Oil Seals 37-4218		Pro-X 04940	39-4940	6322C4 <b>494484</b> Bearing/Seal Kit	094484	Friction 642147 Steel 642456 Hinson Basket 31-029	Hub 18-4294 Plate 18-P4294 Clutch Cover Gasket N14221	Pro-X CSKP-014
<b>KX-125 2000</b> (No. 1921) 124cc Liquid Cooled 54mm 2.126"  <i>CYLINDER SLEEVING REQUIRED FOR OVERSIZES</i>	AC KA-5429	5429K	54.00 54.01 56.00	Std. Std. .080	4299A 4299B		741M05400 741M05600	2126CS 2205CS	8057DA 8057DB 8057D200	RSB5400 RSB5400 RSB5600	T.E. Bearing 01318		Top End C7393	Top End 35-4218 Complete w/ Oil Seals 37-4218		Pro-X 04940	39-4940	6322C4 <b>494484</b> Bearing/Seal Kit	094484	Friction 642147 Steel 642456 Hinson Basket 31-029	Hub 18-4294 Plate 18-P4294 Clutch Cover Gasket N14221	Pro-X CSKP-014
<b>KX-125 2001</b> (No. 1939) 124cc Liquid Cooled 54mm 2.126"  <i>CYLINDER SLEEVING REQUIRED FOR OVERSIZES</i>	AC KA-5451	5451K	54.00 54.01 56.00	Std. Std. .080	4221A 4221B		783M05400 783M05600	2126CS 2205CS	8062DA 8062DB 8062D200	RSB5400 RSB5400 RSB5600	T.E. Bearing 01318		Top End C7762	Top End 35-4219 Complete w/ Oil Seals 37-4219		Pro-X 04940	39-4940	6322C4 <b>494484</b> Bearing/Seal Kit	094484	Friction 642147 Steel 642456 Hinson Basket 31-029	Hub 18-4294 Plate 18-P4294 Clutch Cover Gasket N14221	Pro-X CSKP-014
<b>KX-125 2002</b> (No. 1960) 124cc Liquid Cooled 54mm 2.126"  <i>CYLINDER SLEEVING REQUIRED FOR OVERSIZES</i>	AC KA-5473	5473K	54.00 54.01 56.00	Std. Std. .080	4221A 4221B		783M05400 783M05600	2126CS 2205CS	8062DA 8062DB 8062D200	RSB5400 RSB5400 RSB5600	T.E. Bearing 01318		Top End C7762	Top End 35-4219 Complete w/ Oil Seals 37-4219		Pro-X 04940	39-4940	6322C4 <b>494484</b> Bearing/Seal Kit	094484	Friction 642147 Steel 642456 Hinson Basket 31-029	Hub 18-4294 Plate 18-P4294 Clutch Cover Gasket N14221	Pro-X CSKP-014
<b>KX-125 2003</b> (No. 1978) 124cc Liquid Cooled 54mm 2.126"  <i>CYLINDER SLEEVING REQUIRED FOR OVERSIZES</i>	AC KA-5485	5485K	54.00 54.01 56.00	Std. Std. .080	4223A 4223B	65.2107A 65.2107B 65.2107.200	822M05400 822M05600	2126CS 2205CS	8073DA 8073DB 8073D200	RSB5400 RSB5400 RSB5600	T.E. Bearing 01318		Top End C7921	Top End 35-4223 Complete w/ Oil Seals 37-4223	HR4055	Pro-X 04929	39-4929	6322C4 <b>494484</b> Bearing/Seal Kit	094484	Friction 642147 Steel 642456 Hinson Basket 31-195	Hub 18-4303 Plate 18-P4303 Clutch Cover Gasket N14223	
<b>KX-125 2004-05</b> (No. 0013 & 0026) 124cc Liquid Cooled 54mm 2.126"  <i>CYLINDER SLEEVING REQUIRED FOR OVERSIZES</i>	AC KA-5570	5570K	54.00 54.01 56.00	Std. Std. .080	4223A 4223B	65.2107A 65.2107B 65.2107.200	834M05400 834M05600	2126CS 2205CS	8167DA 8167DB 8167D200	RSB5400 RSB5400 RSB5600	T.E. Bearing 01318		Top End C7203	Top End 35-4223 Complete w/ Oil Seals 37-4223	HR4055	Pro-X 04929	39-4929	6322C4 <b>494484</b> Bearing/Seal Kit	094484	Friction 642147 Steel 642456 Hinson Basket 31-195	Hub 18-4303 Plate 18-P4303 Clutch Cover Gasket N14223	













MODEL  
Engine Description  
Cylinder Bore (mm/in.)

**KAWASAKI TWO-STROKE (CONTINUED)**

		TOP END											BOTTOM END					CLUTCH						
		SLEEVE	REBUILD KIT Sleeve • Piston Gasket • Bearing	BORE SIZE	PISTON SIZE	PRO-X PISTON	LAPC PISTON	WISECO PISTON	WISECO RING	WOSSNER PISTON	WOSSNER RING	T.E. BEARING	COMETIC GASKET	L.A. SLEEVE GASKET	CRANKSHAFT	CON-ROD KIT	CON-ROD ASSEMBLY Rod Kit • Bearings • Seals	CRANK BEARING	CRANK SEAL KIT	CLUTCH PLATE SET	CLUTCH BASKET	CLUTCH INNER HUB	PRESSURE PLATE	CLUTCH SPRING SET
<b>KX-250 (No. 1751)</b> 1995 249cc Liquid Cooled 66.4mm 2.614" CYLINDER SLEEVING REQUIRED FOR OVERSIZES	AC KA-5253	5253K	66.40 66.41 67.00 67.50 68.00 68.50	Std. Std. .023 .043 .065 .085	4308B 4308C	65.2204A 65.2204B	617M06640 617M06700 617M06750 617M06850	2614CD 2638CD 2658CD 2697CD	8026DA 8026DB 8026D060 8026D110 8026D160	RDB6640 RDB6640 RDB6700 RDB6750 RDB6800	T.E. Bearing 01337	Top End C7155	Top End 35-4313 Complete with Oil Seals 37-1478	HR4017	Pro-X 04967 Hot Rods HR8108	39-4967	6328C3	094488	Friction 643128 Steel 643557 Alloy 633557 Hinson Basket 31-058	Hub 18-4392 Plate 18-P4392 Clutch Cover Gasket N14261	Pro-X CSKP-016			
<b>KX-250 (No. 1793)</b> 1996 249cc Liquid Cooled 66.4mm 2.614" CYLINDER SLEEVING REQUIRED FOR OVERSIZES	AC KA-5294	5294K	66.40 66.41 67.00 67.50 68.00 68.50	Std. Std. .023 .043 .065 .085	4308B 4308C	65.2204A 65.2204B	617M06640 617M06700 617M06750 617M06850	2614CD 2638CD 2658CD 2697CD	8026DA 8026DB 8026D060 8026D110 8026D160	RDB6640 RDB6640 RDB6700 RDB6750 RDB6800	T.E. Bearing 01337	Top End C7155	Top End 35-4313 Complete with Oil Seals 37-1478	HR4017	Pro-X 04967 Hot Rods HR8108	39-4967	6328C3	094488	Friction 643128 Steel 643557 Alloy 633557 Hinson Basket 31-058	Hub 18-4392 Plate 18-P4392 Clutch Cover Gasket N14261	Pro-X CSKP-016			
<b>KX-250 (No. 1835)</b> 1997 249cc Liquid Cooled 66.4mm 2.614" CYLINDER SLEEVING REQUIRED FOR OVERSIZES	AC KA-5321	5321K	66.40 66.41 67.00 67.50 68.00 68.50	Std. Std. .023 .043 .065 .085	4308B 4308C	65.2204A 65.2204B	617M06640 617M06700 617M06750 617M06850	2614CD 2638CD 2658CD 2697CD	8026DA 8026DB 8026D050 8026D100 8026D160	RDB6640 RDB6640 RDB6700 RDB6750 RDB6800	T.E. Bearing 01337	Top End C7155	Top End 35-4313 Complete with Oil Seals 37-4313	HR4017	Pro-X 04967 Hot Rods HR8108	39-4967	6328C3	094488	Friction 643128 Steel 643557 Alloy 633557 Hinson Basket 31-058	Hub 18-4392 Plate 18-P4392 Clutch Cover Gasket N14261	Pro-X CSKP-016			
<b>KX-250 (No. 1851)</b> 1998-99 249cc Liquid Cooled 66.4mm 2.614" CYLINDER SLEEVING REQUIRED FOR OVERSIZES	AC KA-5350	5350K	66.40 66.41 67.00 67.50 68.00 68.50	Std. Std. .023 .043 .065 .085	4308B 4308C	65.2204A 65.2204B	617M06640 617M06700 617M06750 617M06850	2614CD 2638CD 2658CD 2697CD	8026DA 8026DB 8026D050 8026D100 8026D160	RDB6640 RDB6640 RDB6700 RDB6750 RDB6800	T.E. Bearing 01337	Top End C7155	Top End 35-4313 Complete with Oil Seals 37-4313	HR4017	Pro-X 04967 Hot Rods HR8108	39-4967	6328C3	094488	Friction 643128 Steel 643557 Alloy 633557 Hinson Basket 31-058	Hub 18-4392 Plate 18-P4392 Clutch Cover Gasket N14261	Pro-X CSKP-016			
<b>KX-250 (No. 1911)</b> 2000 249cc Liquid Cooled 66.4mm 2.614" CYLINDER SLEEVING REQUIRED FOR OVERSIZES	AC KA-5422	5422K	66.40 66.41 67.00 67.50 68.00 68.50	Std. Std. .023 .043 .065 .085	4308B 4308C	65.2204A 65.2204B	617M06640 617M06700 617M06750 617M06850	2614CD 2638CD 2658CD 2697CD	8026DA 8026DB 8026D050 8026D100 8026D160	RDB6640 RDB6640 RDB6700 RDB6750 RDB6800	T.E. Bearing 01337	Top End C7155	Top End 35-4313 Complete with Oil Seals 37-4313	HR4017	Pro-X 04967 Hot Rods HR8108	39-4967	6328C3	094488	Friction 643128 Steel 643557 Alloy 633557 Hinson Basket 31-058	Hub 18-4392 Plate 18-P4392 Clutch Cover Gasket N14261	Pro-X CSKP-016			
<b>KX-250 (No. 1938)</b> 2001 249cc Liquid Cooled 66.4mm 2.614" CYLINDER SLEEVING REQUIRED FOR OVERSIZES	AC KA-5481	5481K	66.40 66.41 67.00 67.50 68.00 68.50	Std. Std. .023 .043 .065 .085	4308B 4308C	65.2204A 65.2204B	617M06640 617M06700 617M06750 617M06850	2614CD 2638CD 2658CD 2697CD	8026DA 8026DB 8026D050 8026D100 8026D160	RDB6640 RDB6640 RDB6700 RDB6750 RDB6800	T.E. Bearing 01337	Top End C7764	Top End 35-4313 Complete with Oil Seals 37-4313	HR4017	Pro-X 04967 Hot Rods HR8108	39-4967	6328C3	094488	Friction 643128 Steel 643557 Alloy 633557 Hinson Basket 31-058	Hub 18-4392 Plate 18-P4392 Clutch Cover Gasket N14261	Pro-X CSKP-016			



HONDA  
HUSQVARN  
KAWASAKI  
KTM  
SUZUKI  
YAMAHA  
VINTAGE  
BIG BORE  
ACCESSORIES  
TECH.




MODEL  
Engine Description  
Cylinder Bore (mm/in.)



**KAWASAKI TWO-STROKE (CONTINUED)**

		TOP END											BOTTOM END					CLUTCH				
SLEEVE	REBUILD KIT Sleeve • Piston Gasket • Bearing	BORE SIZE	PISTON SIZE	PRO-X PISTON	LAPC PISTON	WISECO PISTON	WISECO RING	WOSSNER PISTON	WOSSNER RING	T.E. BEARING	COMETIC GASKET	L.A. SLEEVE GASKET	CRANKSHAFT	CON-ROD KIT	CON-ROD ASSEMBLY Rod Kit • Bearings • Seals	CRANK BEARING	CRANK SEAL KIT	CLUTCH PLATE SET	CLUTCH BASKET	CLUTCH INNER HUB	PRESSURE PLATE	CLUTCH SPRING SET
<b>KX-250 2002-03</b> (No. 1959 & 1979) 249cc Liquid Cooled 66.4mm 2.614" CYLINDER SLEEVING REQUIRED FOR OVERSIZES	AC KA-5471	5471K	66.40 66.41	Std. Std.	4308B 4308C	65.2204A 65.2204B	799M06640	2614CD	8088DA 8088DB	RDB6640 RDB6640	T.E. Bearing 01337	Top End C7861	Top End 35-4313 Complete with Oil Seals 37-4313	HR4017	Pro-X 04967 Hot Rods HR8108	39-2872	B32872	094488	492872 Bearing/Seal Kit	Friction 643128 Steel 643557 Alloy 633557 Hinson Basket 31-058	Hub 18-4392 Plate 18-P4392 (02) 18-P4403 (03) Clutch Cover Gasket N14261	Pro-X CSKP-016
<b>KX-250 2004</b> (No. 0014) 249cc Liquid Cooled 66.4mm 2.614" CYLINDER SLEEVING REQUIRED FOR OVERSIZES	AC KA-5538	5538K	66.40 66.41	Std. Std.	4308B 4308C	65.2204A 65.2204B	799M06640	2614CD	8088DA 8088DB	RDB6640 RDB6640	T.E. Bearing 01337	Top End C7269	Top End 35-4316 Complete with Oil Seals 37-4316	HR4017	Pro-X 04967 Hot Rods HR8108	39-2872	B32872	094488	492872 Bearing/Seal Kit	Friction 643128 Steel 643557 Alloy 633557 Hinson Basket 31-058	Hub 18-4392 Plate 18-P4403 Clutch Cover Gasket N14261	Pro-X CSKP-016
<b>KX-250 2005-07</b> (No. 0027) 249cc Liquid Cooled 66.4mm 2.614" CYLINDER SLEEVING REQUIRED FOR OVERSIZES	AC KA-5582	5582K	66.40 66.41	Std. Std.	4315B 4315C	65.2205A 65.2205B	843M06640	2614CD	8168DA 8168DB	RDB6640 RDB6640	T.E. Bearing 01337	Top End C3096 (66.5mm)	Top End 35-4322 Complete with Oil Seals 37-4322	HR4057	Pro-X 04967 Hot Rods HR8108	39-2872	B32872	094488	492872 Bearing/Seal Kit	Friction 643128 Steel 643557 Alloy 633557 Hinson Basket 31-058	Hub 18-4392 Plate 18-P4403 Clutch Cover Gasket N14261	Pro-X CSKP-016
<b>KDX-250 D 1991-94</b> 249cc Liquid Cooled 67.4mm 2.652" CYLINDER SLEEVING REQUIRED FOR OVERSIZES	AC KA-5079	5079K	67.40 67.41 68.00 68.50	Std. Std.	4306B 4306C		607M06740	2652CD	8109DA 8109DB	RDB6740 RDB6740	T.E. Bearing 01337	Top End C7134			Pro-X 04967 Hot Rods HR8108		6328C3	094488	494488 Bearing/Seal Kit	Friction 643068		
<b>KX-500 1986-87</b> KIPS 499cc Liquid Cooled 86mm 3.386"	AC KA-956											Top End C7045	Complete with Oil Seals 37-1474		Pro-X 04996 Hot Rods HR8148		6306C3	094489		Friction 643068 (87) Alloy 644547 (87)		
<b>KX-500 1988</b> KIPS 499cc Liquid Cooled 86mm 3.386" CYLINDER SLEEVING REQUIRED FOR OVERSIZES	AC KA-5008	5008K	86.00 86.01 86.50 87.00	Std. Std.	4330A 4330B	65.2300A	575M08600	3386TD			T.E. Bearing B1036	Top End C7045	Complete with Oil Seals 37-1475		Pro-X 04996 Hot Rods HR8148		6306C3	094489	494489 Bearing/Seal Kit	Friction 643068	Alloy 644547	
<b>KX-500 1986-88</b> Big Bore to 540cc 88.5mm 3.485" HEAD MODIFICATION REQUIRED	AC KA-5008B		88.50 89.00 89.50	Std.	.020 .040	W5008PS W5008P2 W5008P4		3484TD 3504TD			T.E. Bearing B1036	Top End GS5008			Pro-X 04996 Hot Rods HR8148		6306C3	094489	494489 Bearing/Seal Kit	Friction 643068 Alloy 644547		



HONDA  
HUSQVARN  
KAWASAKI  
KTM  
SUZUKI  
YAMAHA  
VINTAGE  
BIG BORE  
ACCESSORIES  
TECH.





**MODEL**  
Engine Description  
Cylinder Bore (mm/in.)



**KAWASAKI TWO-STROKE (CONTINUED)**

		TOP END											BOTTOM END					CLUTCH					
SLEEVE	REBUILD KIT <small>Sleeve • Piston Gasket • Bearing</small>	BORE SIZE	PISTON SIZE	PRO-X PISTON	LAPC PISTON	WISECO PISTON	WISECO RING	WOSSNER PISTON	WOSSNER RING	T.E. BEARING	COMETIC GASKET	L.A. SLEEVE GASKET	CRANKSHAFT	CON-ROD KIT	CON-ROD ASSEMBLY <small>Rod Kit • Bearings • Seals</small>	CRANK BEARING	CRANK SEAL KIT	CLUTCH PLATE SET	CLUTCH BASKET	CLUTCH INNER HUB	PRESSURE PLATE	CLUTCH SPRING SET	
<b>KX-500 E-1 1989-04</b> 499cc Liquid Cooled 86mm 3.386"  <small>CYLINDER SLEEVING REQUIRED FOR OVERSIZES</small>	AC KA-5087	5087K (89-90)	86.00	Std.	4330A	65.2300A	575M08600	3386TD							Pro-X 04996 Hot Rods HR8148	39-4996	6306C3	094489	Friction 643068 Alloy 644547	Hub 18-4408 Clutch Cover Gasket N14280			
		5087K-1 (91-04)	86.50	.020	4330B	65.2300.050	575M08650	3405TD			T.E. Bearing B1036	Top End C7046 (89-90) C7047 (91-04)	Top End 35-4408 Complete with Oil Seals 37-4408					<b>494489</b> Bearing/Seal Kit					
			87.00	.040		65.2300.100	575M08700	3425TD															
<b>KX-500 1989-04</b> Big Bore to 540cc 88.5mm 3.485"  <small>HEAD MODIFICATION REQUIRED</small>	KA-5087B		88.50	Std.											Pro-X 04996 Hot Rods HR8148		6306C3	094489	Friction 643068 Alloy 644547				
			89.00	.020		W5008PS		3484TD			T.E. Bearing B1036	Top End GS5087							<b>494489</b> Bearing/Seal Kit				
			89.50	.040		W5008P2 W5008P4		3504TD															





MODEL  
Engine Description  
Cylinder I.D. (mm/in.)



TOP END													VALVE TRAIN			BOTTOM END				CLUTCH									
SLEEVE	REBUILD KIT <small>Sleeve • Piston • Gasket</small>	BORE SIZE	PISTON SIZE	PRO-X PISTON	LAPC PISTON	WISECO PISTON	WISECO RING	CP PISTON	WOSSNER PISTON	WOSSNER RING	JE PISTON	COMETIC GASKET	L.A. SLEEVE GASKET	CYLINDERS <small>AFTERMARKET KITS</small>	VALVE	Valve Spring	VALVE GUIDE	Valve Seat	CAMSHAFT <small>Shim Kit</small>	CAM CHAIN	CRANKSHAFT	CON-ROD KIT	CRANK BEARING	CRANK SEAL KIT	CLUTCH PLATE SET	CLUTCH BASKET	CLUTCH INNER HUB	PRESSURE PLATE	CLUTCH SPRING SET

### KAWASAKI FOUR-STROKE

<b>KLX-110</b> 111cc 53mm	<b>2002-13</b> Single 2.086"	RS	KA-5493		53.50 54.00 54.50	.020 .040 .060			4875M05350 4875M05400 4875M05450	2106XE 2126XE 2146XE		8676D100 8676D150	540XKS 545XKS		Top End C7939-EST	Complete w/oil seals 37-1415					Hot Cams Camshaft 2027-1									Friction Kit 641045  Steel 641514		
<b>KLX110 to 135cc</b> 58mm 2.283"					58.00	.200									GS5493 (58mm)		Athena Big Bore Kit Complete <b>ATH-005K</b> (130cc, 57mm)															
<b>KLX-125</b> 124cc 57mm	<b>2003-06</b> Single 2.244"	CI	FL-753	753K	57.00 57.50 58.00 61.00	Std. .020 .040 .160			4815M05700 4815M05800 4815M06100	2244XE 2283XE 2402XA		8677DA 8677D050 8677D100	570XKS 575XKS 580XKS		Top End C7940 (59mm)  C7950 (61mm)	Top End 35-0531  Complete w/ oil seals 37-1531		Steel Exhaust 28-30141  Steel Intake 28-30142		Hot Cams Camshaft 2028-1								Friction Kit 632025				
<b>KLX-140</b> 144cc 58mm	<b>2008-13</b> Single 2.283"	CI	KA-5697																													
<b>KL, KLR-250</b> 249cc 74mm	<b>1984-05</b> Liquid Cooled 2.913"	RS	KA-5018												Top End C7244	Complete w/ oil seals 37-1459		Steel Exhaust 28-40181 Steel Intake 28-40182														
<b>KL-250 Super Sherpa</b> 2000-03, 2009 249cc 72mm	Single 2.835"	AC	KA-5432																												Friction Kit 642047	
<b>KLX-250</b> 247cc 72mm	<b>1994-96</b> Liquid Cooled 2.835"	AC	KA-5247												Top End C7214	Complete w/ oil seals 37-1460		Steel Exhaust 28-40361 Steel Intake 28-40362 Valve Springs 40-40008	Valve Guide IN / EX 40-4420  O/S+.001 40-4421										Friction Kit 642047			
<b>KLX-250S</b> 249cc 72mm	<b>2006-13</b> Liquid Cooled 2.834"	AC	KA-5637															Steel Exhaust 28-40361 Steel Intake 28-40362												Friction Kit 642047		
<b>KX-250F</b> 249cc 77mm	<b>2004-05</b> Liquid Cooled 3.031"	AC	KA-5530	5530K (13.5:1)	77.00 79.00	Std. .080	12.6:1 Comp. 4350A 4358	12.5:1 Comp. 65.2604A 65.2604.200	13.5:1 Comp. 4842M07700 4842M07900	7700YC 3110XG	13.5:1 Comp. CPM3023C CPM3002C	12.5:1 Comp. 8582DA	770XAS	13.5:1 Comp. 243642	Top End C3174-EST (77mm)  C3054-EST (78mm)  C3056-EST (80mm)	Top End 35-4334  Complete w/ oil seals 37-1463	Cylinder Works <b>30001</b> (Std. 77mm)  Cylinder Works Complete Kit <b>30001-K01</b> (Std. 77mm)	Titanium Exhaust 28-43341 Titanium Exhaust 28-43342 Steel Exhaust 40-40143 Steel Intake 40-40140 Valve Springs 40-40100	Valve Guide IN / EX 40-40120 O/S+.001 40-40121 Valve Seat Intake 10-SB325 Exhaust 10-SB280	Hot Cams Camshaft 2041-1IN (Intake) 2040-1E (Exhaust) Shim Kit HCSHIM01	CC-2402 HR4064	Pro-X 04919 (04-09)	6206RI 094189	Bearing / Seal Kit <b>496206</b>	Friction Kit 643348 (04) 643368 (05) Steel Set 642457 Hinson Basket 31-217	Hub 18-4334 Plate 18-P4303 Clutch Cover Gasket N14449	Pro-X CSKP-017 (05-12)					
<b>RESLEEVEING REQUIRED FOR OVERSIZES</b>				5530K-1 (14:1)	77.00	Std.			14:1 Comp. 4843M07700	7700YC		13.5:1 Comp. 8661DA																				
<b>CYL. WORKS COMPLETE KIT INCLUDES CYLINDER, PISTON KIT, TOP END GASKETS</b>																																



HONDA  
HUSQVARN  
KAWASAKI  
KTM  
SUZUKI  
YAMAHA  
VINTAGE  
BIG BORE  
ACCESSORIES  
TECH.





MODEL  
Engine Description  
Cylinder I.D. (mm/in.)

**KAWASAKI FOUR-STROKE (CONTINUED)**

		TOP END											VALVE TRAIN				BOTTOM END				CLUTCH											
		SLEEVE	REBUILD KIT Sleeve • Piston • Gasket	BORE SIZE	PISTON SIZE	PRO-X PISTON	LAPC PISTON	WISECO PISTON	WISECO RING	CP PISTON	WOSSNER PISTON	WOSSNER RING	JE PISTON	COMETIC GASKET	L.A. SLEEVE GASKET	CYLINDERS AFTERMARKET KITS	VALVE	Valve Spring	VALVE GUIDE	Valve Seat	CAMSHAFT Shim Kit	CAM CHAIN	CRANKSHAFT	CON-ROD KIT	CRANK BEARING	CRANK SEAL KIT	CLUTCH PLATE SET	CLUTCH BASKET	CLUTCH INNER HUB	PRESSURE PLATE	CLUTCH SPRING SET	
<b>KX-250F 2006-12</b> 249cc Liquid Cooled 77mm 3.031"  <i>RESLEEVEING REQUIRED FOR OVERSIZES</i>  <i>CYL. WORKS COMPLETE KIT INCLUDES CYLINDER, PISTON KIT, TOP END GASKETS</i>	AC KA-5611	5611K (06-08)	77.00	Std.	13.5:1 Comp. 4380A 65.2605A 4920M07700	7700YC	13.5:1 Comp. CPM3023C 8635DA 770XAS	13.5:1 Comp. 8635DB 770XAS	13.8:1 Comp. 247596 (06-09)					Top End C3174-EST (06-08)	Top End 35-4334 (06-08)	Cylinder Works Std. 77mm <b>30001 (06-08)</b>	Titanium Exhaust 28-43341	Valve Guide IN / EX (06) 40-40120	Camshaft Hot Cams <b>2004-10</b> (Intake) Stage 1 2041-11IN	CC-2402	HR4064 (06-08)	Pro-X 04919 (04-09)	6206RI	094189	Friction Kit 643378	Hub 18-4334	Pro-X CSKP-017					
		5611K-1 (2009)	77.01	.080	13.5:1 Comp. 4380B 65.2605.200 (06-09)		13.5:1 Comp. CPM3002C (06-09)	13.9:1 Comp. 8686DA (06-09)	14:1 Comp. 274179 (06-09)					C3267-EST (09-12)	35-0481 (09-12)	<b>30004 (2009)</b>	Titanium Intake 28-43342 (06-08)	O/S+.001 40-40121	Stage 2 2041-11IN		HR4096 (2009)	03.4340 (10-11)	Bearing / Seal Kit <b>496206</b>	Steel Set 642457	Plate 18-P4303							
			77.00	Std.	14:1 Comp. 65.2606A (06-09)		14.2:1 Comp. CPM3000C (06-09)	13.9:1 Comp. 8686DA (06-09)	14:1 Comp. 274179 (06-09)						Complete w/ oil seals 37-4334 (06-08)	<b>30005 (2010)</b>	28-43392 (09-12)	Exhaust 40-40520	Stage 2 2067-2IN		HR4020 (2010)	03.4342 (2012)		Hinson Basket 31-257								
			77.00 77.01	Std. Std.	13.5:1 Comp. 01.4341A 01.4341B (10-12)	13.5:1 Comp. 65.2607A 65.2607B (10-12)	13.5:1 Comp. 40019M07700 (10-12)	13.5:1 Comp. CPMX3050C (10-12)	13.5:1 Comp. 292759 (10-12)						37-1481 (09-12)	<b>30006 (11-13)</b>	Complete Kit <b>30001-K01 (06-08)</b>	Kibblewhite Steel Exhaust 40-40143	O/S+.001 40-40521	(Exhaust) Stage 1 2040-1E		HR4021 (11-12)	Hot Rods HR8622 (06-09)									
<b>KX-250F 2004-05 2006-12</b> Big Bore to 270cc 80mm 3.150" 270cc 81mm 3.188" 276cc  <i>L.A. SLEEVE COMPLETE KIT INCLUDES BIG BORE CYLINDER, PISTON KIT, CAMSHAFTS AND TOP END GASKET KIT</i>  <i>CYL. WORKS COMPLETE KIT INCLUDES BIG BORE CYLINDER, PISTON KIT, AND TOP END GASKET KIT.</i>  <i>ATHENA COMPLETE KIT INCLUDES BIG BORE CYLINDER, PISTON KIT, AND TOP END GASKET KIT. CASE BORING IS REQUIRED</i>	AC KA-5330B AC KA-5611B		80.00 81.00	.120 .160	13.5:1 Comp. 65.2604.300 65.2604.400 (04-09)		13.5:1 Comp. CPM3024C (04-09)	13.5:1 Comp. 8635D300 (04-09)	800XAS	13.5:1 Comp. 247598 (04-09)			Top End C3056-EST (80mm) (04-08)		Cylinder Works Complete Kit 270cc, 80mm <b>31001-K01 (04-08)</b>	Titanium Exhaust 28-43341	Valve Guide IN / EX (06) 40-40120	Hot Cams <b>2004-10</b> (Intake) Stage 2 2067-2IN	CC-2402	HR4064 (06-08)	Pro-X 04919 (04-09)											
			80.00	.120	13.5:1 Comp. 65.2604.300 65.2604.400 (04-09)		12.5:1 Comp. CPM3007C (04-09)							C7221-EST (81mm) (04-08)		<b>31004-K01 (2009)</b>	Titanium Intake 28-43342 (04-08)	O/S+.001 40-40121	(Exhaust) Stage 2 2068-2E		HR4096 (2009)	03.4340 (10-11)										
			80.00	.120	65.2607.300 (10-12)									C3271-EST (80mm) (09-12)		<b>31005-K01 (2010)</b>	28-43392 (09-12)	2007-12 Intake 40-40520	2011-13 (Exhaust) Stage 1 2218-11IN		HR4020 (2010)	03.4342 (2012)										
			83.00	.240				Athena 290 12.5:1 Comp. 8582D600 (04-08)						C3135-EST (83mm) (04-08)		<b>31006-K01 (11-13)</b>	L.A. SLEEVE Complete Kit (270cc, 80mm) Plated Bore <b>CK-5530</b>	Exhaust 40-40120	(Exhaust) Stage 2 2220-2IN	Shim Kit HCSHIM01	HR4021 (11-12)	Hot Rods HR8622 (06-09)										
																Iron Bore <b>CK-5611 (270cc, 80mm)</b>	Valve Seat Intake 10-SB325				HR8690 (10-12)											
																<b>CK-5611A (276cc, 81mm) (2009)</b>	Exhaust 10-SB280															
																<b>CK-5611B (276cc, 81mm)</b>																
																Athena Complete Kit <b>ATH-004K (290cc, 83mm) (04-08)</b>																



HONDA HUSQVARNA KAWASAKI KTM SUZUKI YAMAHA VINTAGE BIG BORE ACCESSORIES TECH.



MODEL  
Engine Description  
Cylinder I.D. (mm/in.)

**KAWASAKI FOUR-STROKE (CONTINUED)**

		TOP END												VALVE TRAIN				BOTTOM END				CLUTCH											
		SLEEVE	REBUILD KIT Sleeve • Piston • Gasket	BORE SIZE	PISTON SIZE	PRO-X PISTON	LAPC PISTON	WISECO PISTON	WISECO RING	CP PISTON	WOSSNER PISTON	WOSSNER RING	JE PISTON	COMETIC GASKET	L.A. SLEEVE GASKET	CYLINDERS AFTERMARKET KITS	VALVE	Valve Spring	VALVE GUIDE	Valve Seat	CAMSHAFT Shim Kit	CAM CHAIN	CRANKSHAFT	CON-ROD KIT	CRANK BEARING	CRANK SEAL KIT	CLUTCH PLATE SET	CLUTCH BASKET	CLUTCH INNER HUB	PRESSURE PLATE	CLUTCH SPRING SET		
<b>KLX-300</b> 1997-07 292cc Liquid Cooled 78mm 3.071"	AC KA-5339			78.00 80.00	Std. .080			4630M07800 4630M08000	3071XG 3150XG		8644DA 8644D200	780XDS 800XDS		Top End C7302  C7420 (80mm)	Complete w/ oil seals 37-1461		Steel Exhaust 28-40361  Steel Intake 28-40362  Valve Springs 40-40100														Friction kit 642047  Hinson Basket 31-065		
<b>KLX-300</b> 1997-07 Big Bore to 330cc 83mm 3.268"	AC KA-5339B			83.00	.200								J5339PS	Top End C7421																	Hinson Basket 31-065		
<b>KLX-400R</b> 2003 <b>KLX-400SR</b> 2003 398cc Liquid Cooled 90mm 3.543"	AC FL-5430	5430K (12.25:1)  5430K-1 (13.5:1)		90.00 90.01 91.00 92.00	Std. .040 Std. .080	12:1 Comp. 5220A 5220B 5224	12.5:1 Comp. 65.2700A 65.2700B 65.2700.100	12.25:1 Comp. 4713M09000	35433XR		12:1 Comp. 8565DA		12:1 Comp. 180297	Top End C7688-EST	Top End 35-3402	Cylinder Works <b>40001</b> (Std. 90mm)	Steel Exhaust 28-34021 O/S +1mm 60-60054  Steel Intake 28-34022 O/S +1mm 60-60051  Valve Springs 40-40148	Valve Guide IN / EX 60-60060  O/S+.001 60-60061  Valve Seat Intake 10-SB375 Exhaust 10-SB320	Hot Cams Camshaft 2249-11N (Intake)  2250-1E (Exhaust)	Shim Kit HCSHIM02	CC-3403	HR4059  Stroker Crank HR4259 424cc, +4mm	Pro-X 04921	6306RI			Friction Kit 634028  Steel Set 634517  Hinson Basket 31-252		Pro-X CSKP-019				
<b>KLX-400R</b> 2003 <b>KLX-400SR</b> 2003 Big Bore 434cc 440cc 443cc 450cc	BB FL-5430B			94.00 94.50 95.00 95.50 96.00	.160 .180 .200 .220 .240	12.5:1 Comp. 65.2700.400	12.5:1 Comp. 65.2700.500 65.2700.550 65.2700.600	4795M09450	3720XP	12.5:1 Comp. CPM3003  CPM3004	12:1 Comp. 8563D400  8563D550	940XSY  955XSY	12:1 Comp. 183051  13:1 Comp. 243651	Top End C7963-EST (95mm)  C7980 (97mm)		Cylinder Works Plated Bore <b>41001</b> (434cc, 94mm)  Iron Bore <b>41001SL</b> (434cc, 94mm) (Bores to 96mm)	Steel Exhaust 28-34021  Steel Intake 28-34022  Valve Springs 40-40148	Valve Guide IN / EX 60-60060  O/S+.001 60-60061	Hot Cams 2249-11N (Intake)  2250-1E (Exhaust)	CC-3403	Stroker Crank HR4259 460cc, +4mm (94mm Bore)	Pro-X 04921	6306RI		Friction Kit 634028  Steel Set 634517  Hinson Basket 31-252								
<b>KLX-450R</b> 2008-12 449cc Liquid Cooled 96mm 3.780"	AC KA-5607	5607K		96.00 96.01 98.00	Std. .080	12:1 comp. 4390A 4390B 4398	13:1 Comp. 65.2705A 65.2705B	12:1 Comp. 4900M09600	9600ZV					Top End C7963-EST (95mm)  C7980 (97mm)	Top End 35-0469  Complete w/ oil seals 37-1480		Steel Exhaust 40-40716  Steel Intake 40-40712  Valve Spring Kit 40-40700	Valve Guide IN / EX 40-40720  O/S+.001 40-40721  Valve Seat Intake 10-SB390 Exhaust 10-SB350	Hot Cams Stage 1 (Intake) 2196-11N (08-09) (Exhaust) 2197-1E (08-09)	Shim Kit HCSHIM02	CC-4406	HR4018	Hot Rods HR8656		49K056 Bearing / Seal Kit	Friction Kit 614229  Hinson Basket 31-263	Hinson Hub/Plate Kit 31-267	Pro-X CSKP-020					
<b>KX-450F</b> 2006-08 449cc Liquid Cooled 96mm 3.780"	AC KA-5607	5607K		96.00 98.00	Std. .080	12:1 Comp. 4390A 4398	13:1 Comp. 65.2705A	12:1 Comp. 4900M09600	9600ZV		12:1 Comp. 8648DA	960ADS	12.8:1 Comp. 284852 284854	Top End C3136-EST (96mm)  C3146-EST (98mm)	Top End 35-0469  Complete w/ oil seals 37-1469		Titanium Exhaust 28-44061  Titanium Intake 28-44062  Steel Exhaust 40-40316  Steel Intake 40-40312  Valve Springs 40-40300	Valve Guide IN / EX 40-40320  O/S+.001 40-40321  Valve Seat Intake 10-SB390  Exhaust 10-SB350	Hot Cams <b>(06-13)</b> Stage 1 2070-11N (Intake) 2071-1E (Exhaust)  Stage 2 <b>(06-13)</b> 2074-2IN (Intake) 2075-2E (Exhaust)	Shim Kit HCSHIM02	CC-4406	HR4082 (07-08)  Stroker Crank +3mm 471cc HR4182	Pro-X 04910  Hot Rods HR8656		49K056 Bearing / Seal Kit	Friction Kit 614229  Hinson Basket 31-263	Hinson Hub/Plate Kit 31-267	Pro-X CSKP-020					



HONDA  
HUSQVARN  
KAWASAKI  
KTM  
SUZUKI  
YAMAHA  
VINTAGE  
BIG BORE  
ACCESSORIES  
TECH.












**MODEL**  
Engine Description  
Cylinder Bore (mm/in.)



TOP END													BOTTOM END					CLUTCH				
SLEEVE	REBUILD KIT Sleeve • Piston Gasket • Bearing	BORE SIZE	PISTON SIZE	PRO-X PISTON	LAPC PISTON	WISECO PISTON	WISECO RING	WOSSNER PISTON	WOSSNER RING	T.E. BEARING	COMETIC GASKET	L.A. SLEEVE GASKET	CRANKSHAFT	CON-ROD KIT	CON-ROD ASSEMBLY Rod Kit • Bearings • Seals	CRANK BEARING	CRANK SEAL KIT	CLUTCH PLATE SET	CLUTCH BASKET	CLUTCH INNER HUB	PRESSURE PLATE	CLUTCH SPRING SET

**KTM TWO-STROKE (CONTINUED)**

<b>KTM 105 SX/XC</b> 2006-11 105cc Liquid Cooled 52mm 2.047"	AC FL-5552		52.00	Std.		65.3015A	855M05200	2047CS	8224DA	RSB5200	T.E. Bearing 01303		Top End 35-0332 Complete with Oil Seals 37-1332	HR4071	Pro-X 03.6104 Hot Rods HR8640		Left NJ205 Right 6304/22	096103	Hinson Basket 31-249			Pro-X CSKP-043	
<b>KTM 125 SX, E/XC</b> 1987-92 123cc Liquid Cooled 54.25mm 2.136"	AC FL-5151	5151K (91-92)	54.25 54.75	Std. .020					8011DA 8011D050	RDB5425 RDB5475	T.E. Bearing 01153		Top End 35-6214 (91-92)		Pro-X 04948 (89-92)								
<b>KTM 125 SX, E/XC</b> 1993-94 123cc Liquid Cooled 54.25mm 2.136"	AC FL-5211	5211K (93) 5211K-1 (94)	54.25 54.25 54.75	Std. Std. .020		6214B			1993 8011DA 1994 8029DA 8029D050	RDB5425 RSB5425 RSB5475	T.E. Bearing 01153 (94)	Top End C7097	Top End 35-6214		Pro-X 04948								
<b>KTM 125 SX, E/XC</b> 1995-97 123cc Liquid Cooled 54.25mm 2.136"	AC FL-5264	5264K	54.25 54.75	Std. .020		6214B			8029DA 8029D050	RSB5425 RSB5475	T.E. Bearing 01153	Top End C7097 (95-96) C7456 (97)	Top End 35-6214		Pro-X 04948								
<b>KTM 125 SX, E/XC</b> 1998 124.8cc Liquid Cooled 54.25mm 2.136" <i>CYLINDER SLEEVING REQUIRED FOR OVERSIZES</i>	AC FL-5388	5388K	54.25 54.75 56.25	Std. .020 .080		6218A	740M05425	2136CS	8029DA 8029D050 8029D200	RSB5425 RSB5475 RSB5625	T.E. Bearing 01153	Top End C7456	Top End 35-6218		Pro-X 04997 Hot Rods HR8627	39-6218	Left NJ206 Right 6305JR2	096218	Friction 612057 Steel 612526 Alloy 612536 Hinson Basket 31-090			Pro-X CSKP-003	
<b>KTM 125 SX, E/XC</b> 1999-00 124.8cc Liquid Cooled 54.25mm 2.136" <i>CYLINDER SLEEVING REQUIRED FOR OVERSIZES</i>	AC FL-5404	5404K	54.25 54.75 56.25	Std. .020 .080		6218A	740M05425	2136CS	8029DA 8029D050 8029D200	RSB5425 RSB5475 RSB5625	T.E. Bearing 01153	Top End C7456	Top End 35-6218		Pro-X 04997 Hot Rods HR8627	39-6218	Left NJ206 Right 6305JR2	096218	Friction 612057 Steel 612526 Alloy 612536 Hinson Basket 31-090			Pro-X CSKP-003	
<b>KTM 125 SX, E/XC</b> 2001-03 124.8cc Liquid Cooled 54mm 2.126" <i>CYLINDER SLEEVING REQUIRED FOR OVERSIZES</i>	AC FL-5457	5457K (01)  5457K-1 (02-03)	54.00 56.00 54.00	Std. .080 Std.		<b>SINGLE RING (SX)</b> 6221A 65.3119A  <b>DOUBLE RING (EXC)</b> 6222A 65.3115A (01-12)	786M05400 786M05600	2126CS 2205CS	8056DA 8056D200	RSB5400 RSB5600	T.E. Bearing 01153	Top End C7456 (01) C7386 (02-03)	Top End 35-6218 (01) 35-6221 (02-03)		Pro-X 04997 Hot Rods HR8627	39-6218	Left NJ206 Right 6305JR2	096218	Friction 612057 Steel 612526 Alloy 612536 Hinson Basket 31-090			Pro-X CSKP-003	
<b>KTM 125 SX</b> 2004-06 124.8cc Liquid Cooled 54mm 2.126" <i>CYLINDER SLEEVING REQUIRED FOR OVERSIZES</i>	AC FL-5553	5553K	54.00 56.00	Std. .080		<b>SINGLE RING (SX)</b> 6221A 65.3119A	786M05400 786M05600	2126CS 2205CS	8056DA 8056D200	RSB5400 RSB5600	T.E. Bearing 01153	Top End C7386	Top End 35-6221 Complete with Oil Seals 37-6221		Pro-X 04997 Hot Rods HR8627	39-6218	Left NJ206 Right 6305JR2	096218	Friction 612057 Steel 612526 Alloy 612536 Hinson Basket 31-090			Pro-X CSKP-003	





**MODEL**  
Engine Description  
Cylinder Bore (mm/in.)



**SLEEVE**

**REBUILD KIT**  
Sleeve • Piston  
Gasket • Bearing

**BORE SIZE**

**PISTON SIZE**

**TOP END**

**PRO-X PISTON**

**LAPC PISTON**

**WISECO PISTON**

**WISECO RING**

**WOSSNER PISTON**

**WOSSNER RING**

**T.E. BEARING**

**COMETIC GASKET**

**L.A. SLEEVE GASKET**

**BOTTOM END**

**CRANKSHAFT**

**CON-ROD KIT**

**CON-ROD ASSEMBLY**  
Rod Kit • Bearings • Seals

**CRANK BEARING**

**CRANK SEAL KIT**

**CLUTCH PLATE SET**

**CLUTCH BASKET**

**CLUTCH INNER HUB**

**PRESSURE PLATE**

**CLUTCH SPRING SET**

**CLUTCH**

**KTM TWO-STROKE (CONTINUED)**

<b>KTM 125 2007-12 SX</b> 124.8cc Liquid Cooled 54mm 2.126" <i>CYLINDER SLEEVING REQUIRED FOR OVERSIZES</i>	AC FL-5692	5692K	54.00 54.01 56.00	Std. Std. .080	6224A	65.3120A	868M05400 (2-Ring)		8220DA 8220DB 8220D200	RSB5400 RSB5400 RSB5600	T.E. Bearing 01153		Top End C3211	Top End 35-0330 Complete with Oil Seals 37-1330		Pro-X 04997 Hot Rods HR8670	39-6218	Left NJ206 Right 6305JR2	096218	Friction 612057 Steel 612526 Hinson Basket 31-190	Hinson Hub 31-110 Plate 31-074	Pro-X CSKP-002 (07-08) CSKP-003 (09-12)
<b>KTM 144 SX 2008</b> <b>KTM 150 SX, XC 2009-13</b> 144cc Liquid Cooled 56mm 2.204" <i>CYLINDER SLEEVING REQUIRED FOR OVERSIZES</i>	AC FL-5684	5684K	56.00 56.01	Std. Std.		65.3130A	869M05600	2205CS	8222DA 8222DB	RSB5600 RSB5600	T.E. Bearing 01153		Top End 35-0330 Complete with Oil Seals 37-1330	HR4025	Pro-X 04997 Hot Rods HR8670	39-6218	Left NJ206 Right 6305JR2	096218	Friction 612057 Steel 612526 Hinson Basket 31-190	Hinson Hub 31-110 Plate 31-074	Pro-X CSKP-002 (07-08) CSKP-003 (09-12)	
<b>KTM 200 1998-02 M/XC, E/XC</b> 193cc Liquid Cooled 64mm 2.519" <i>CYLINDER SLEEVING REQUIRED FOR OVERSIZES</i>	AC FL-5394	5394K	64.00 66.00	Std. .080	6248A		770M06400 770M06600	2520CD 2598CD	8048DA	RDB6400	T.E. Bearing 01202		Top End C7738	Top End 35-0308 Complete with Oil Seals 37-1308	Pro-X 03.6248	39-6248	Left NJ206 Right 6305JR2	096218	Friction 612057 Steel 612526 Hinson Basket 31-090		Pro-X CSKP-048	
<b>KTM 200 2003-12 SX, M/XC, E/XC, XCW</b> 193cc Liquid Cooled 64mm 2.519" <i>CYLINDER SLEEVING REQUIRED FOR OVERSIZES</i>	AC FL-5554	5554K	64.00 66.00 64.00	Std. Std. Std.	6248A (E/XC, M/XC)	65.3200A	770M06400 770M06600 (E/XC, M/XC) 825M06400 (SX 03-06)	2520CD 2598CD 2520CS	8048DA	RDB6400	T.E. Bearing 01202		Top End C7942	Top End 35-0319 Complete with Oil Seals 37-1319	Pro-X 03.6248	39-6248	Left NJ206 Right 6305JR2	096218	Friction 612057 Steel 612526 Hinson Basket 31-090		Pro-X CSKP-048	
<b>KTM 250 1990-92 E/XC</b> 249cc Liquid Cooled 67.5mm 2.657" <i>CYLINDER SLEEVING REQUIRED FOR OVERSIZES</i>	AC FL-5146	5146K	67.50 68.00 68.50	Std. .020 .040			601M06750 601M06800	2658CD 2677CD	8005DA 8005D050 8005D100	RDB6750 RDB6800 RDB6850	T.E. Bearing 01298		Top End C7098	Top End 35-6315 Complete with Oil Seals 37-6315	Pro-X 04949 Hot Rods HR8111			096320	Friction 663119			
<b>KTM 250 1993-94 SX, EXC</b> 249cc Liquid Cooled 67.5mm 2.657" <i>CYLINDER SLEEVING REQUIRED FOR OVERSIZES</i>	AC FL-5212	5212K	67.50 68.00 68.50	Std. .020 .040			601M06750 601M06800	2658CD 2677CD	8005DA 8005D050 8005D100	RDB6750 RDB6800 RDB6850	T.E. Bearing 01298		Top End C7098	Top End 35-6315 Complete with Oil Seals 37-6315	Pro-X 04949 Hot Rods HR8111			096320	Friction 663119			
<b>KTM 250 1995 SX, EXC</b> 249cc Liquid Cooled 67.5mm 2.657" <i>CYLINDER SLEEVING REQUIRED FOR OVERSIZES</i>	AC FL-5265	5265K	67.50 68.00 68.50	Std. .020 .040					8014DA 8014D050 8014D100	RDB6750 RDB6800 RDB6850	T.E. Bearing 01298		Top End C7098	Top End 35-6315 Complete with Oil Seals 37-6315	Pro-X 04949 Hot Rods HR8111			096320	Friction 663119			
<b>KTM 250 SX 1996-97</b> 249cc Liquid Cooled 67.5mm 2.657" <i>CYLINDER SLEEVING REQUIRED FOR OVERSIZES</i>	AC FL-5299	5299K	67.50 68.00 68.50	Std. .020 .040	6316A		694M06750	2658CD	8016DA 8016D050 8016D100	RDB6750 RDB6800 RDB6850	T.E. Bearing 01298		Top End C7098	Top End 35-6315 Complete with Oil Seals 37-6315	Pro-X 04949 Hot Rods HR8111		Right NJ207R Left 6220C3	096320	Friction 663119		Pro-X CSKP-011	



HONDA  
HUSQVARN  
KAWASAKI  
KTM  
SUZUKI  
YAMAHA  
VINTAGE  
BIG BORE  
ACCESSORIES  
TECH.





**MODEL**  
Engine Description  
Cylinder Bore (mm/in.)



TOP END													BOTTOM END					CLUTCH				
SLEEVE	REBUILD KIT Sleeve • Piston Gasket • Bearing	BORE SIZE	PISTON SIZE	PRO-X PISTON	LAPC PISTON	WISECO PISTON	WISECO RING	WOSSNER PISTON	WOSSNER RING	T.E. BEARING	COMETIC GASKET	L.A. SLEEVE GASKET	CRANKSHAFT	CON-ROD KIT	CON-ROD ASSEMBLY Rod Kit • Bearings • Seals	CRANK BEARING	CRANK SEAL KIT	CLUTCH PLATE SET	CLUTCH BASKET	CLUTCH INNER HUB	PRESSURE PLATE	CLUTCH SPRING SET

**KTM TWO-STROKE (CONTINUED)**

<b>KTM 250 1998 SX, E/XC, M/XC</b> 249cc Liquid Cooled 67.5mm 2.657" <i>CYLINDER SLEEVING REQUIRED FOR OVERSIZES</i>	AC FL-5406	5406K	67.50 68.00 68.50	Std. .020 .040	6316A		694M06750	2658CD	8016DA 8016D050 8016D100	RDB6750 RDB6800 RDB6850	T.E. Bearing 01298		Top End C7098	Top End 35-6315 Complete with Oil Seals 37-6315		Pro-X 04949 Hot Rods HR8111		Right NJ207R Left 6220C3	096320	Friction 663119			Pro-X CSKP-011
<b>KTM 250 1999 SX, E/XC, M/XC</b> 249cc Liquid Cooled 67.5mm 2.657" <i>CYLINDER SLEEVING REQUIRED FOR OVERSIZES</i>	AC FL-5407	5407K	67.50 68.00 68.50	Std. .020 .040	6316A		694M06750	2658CD	8016DA 8016D050 8016D100	RDB6750 RDB6800 RDB6850	T.E. Bearing 01298		Top End C7098	Top End 35-6315 Complete with Oil Seals 37-6315		Pro-X 04949 Hot Rods HR8111		Right NJ207R Left 6220C3	096320	Friction 663119			Pro-X CSKP-011
<b>KTM 250 2000 SX, M/XC, E/XC</b> 249cc Liquid Cooled 66.4mm 2.614"	AC FL-5435	5435K (SX)  5435K-1 (E/XC, M/XC)	66.40  66.40	Std.  Std.	SINGLE RING 6320A (SX)  DOUBLE RING 6321B (XC)		SINGLE RING 774M6640 (SX)  DOUBLE RING 857M06640 (XC)	2614CS  2614CD	8090DA (SX)  8081DA (XC)	RSB6640  RDB6640	T.E. Bearing 01298		Top End C7690	Top End 35-6316 Complete with Oil Seals 37-6316		Pro-X 04998		Right NJ207R Left 6220C3	096320	Friction 663119			Pro-X CSKP-011
<b>KTM 250 2001 SX, M/XC, E/XC</b> 249cc Liquid Cooled 66.4mm 2.614"	AC FL-5458	5458K (SX)  5458K-1 (E/XC, M/XC)	66.40  66.40	Std.  Std.	SINGLE RING 6323A (SX)  DOUBLE RING 6321B (XC)		SINGLE RING 774M6640 (SX)  DOUBLE RING 857M06640 (XC)	2614CS  2614CD	8090DA (SX)  8081DA (XC)	RSB6640  RDB6640	T.E. Bearing 01298		Top End C7690	Top End 35-6316 Complete with Oil Seals 37-6316		Pro-X 04998		Right NJ207R Left 6220C3	096320	Friction 663119			Pro-X CSKP-011
<b>KTM 250 SX 2002 KTM 250 2002-03 M/XC, E/XC</b> 249cc Liquid Cooled 66.4mm 2.614"	AC FL-5478	5478K (SX)  5478K-1 (E/XC, M/XC)	66.40  66.40	Std.  Std.	SINGLE RING 6323A (SX)  DOUBLE RING 6321B (XC)		SINGLE RING 774M6640 (SX)  DOUBLE RING 857M06640 (XC)	2614CS  2614CD	8090DA (SX)  8081DA (XC)	RSB6640  RDB6640	T.E. Bearing 01298		Top End C7690	Top End 35-6316 Complete with Oil Seals 37-6316		Pro-X 04998		Right NJ207R Left 6220C3	096320	Friction 663119			Pro-X CSKP-011
<b>KTM 250 SX 2003-04 KTM 250 2004 M/XC, E/XC</b> 249cc Liquid Cooled 66.4mm 2.614"	AC FL-5555	5555K (SX)  5555K-1 (E/XC, M/XC)	66.40  66.40	Std.  Std.	SINGLE RING 6323A (SX)  DOUBLE RING 6321B (XC)	65.3210A	824M06640 (SX)  857M06640 (XC)	2614CS  2614CD	8082DB (SX)  8081DA (XC)	RSB6640  RDB6640	T.E. Bearing 01298		Top End C7943 (SX) C7417 (E/XC, M/XC)	Top End 35-0323 Complete with Oil Seals 37-6323	HR4026 (SX)	Pro-X 04923 Hot Rods HR 8669		Right NJ207R Left 6220C3 (03) Left 6232X2 (04)	096320	Friction 663119 Hinson Basket 31-200	Hinson Pressure Plate 31-201		
<b>KTM 250 SX 2005-06 KTM 250 2005-06 E/XC, XC-W</b> 249cc Liquid Cooled 66.4mm 2.614"	AC FL-5600	5600K (SX)  5600K-1 (E/XC, M/XC)	66.40  66.40	Std.  Std.	SINGLE RING 6325A  DOUBLE RING 6321B (XC)	65.3211A	856M06640 (SX)  857M06640 (XC)	2614CD  2614CD	8169DA	RDB6640	T.E. Bearing 01298		Top End C7943 (SX) C7417 (E/XC, M/XC)	Top End 35-0324 Complete with Oil Seals 37-1324	HR4026 (SX) HR4028 (XC, XC-W)	Pro-X 04923 Hot Rods HR 8669		Right NJ207R Left 6232X2	096320	Friction 663119 Hinson Basket 31-200	Hinson Pressure Plate 31-201		



HONDA  
HUSQVARN  
KAWASAKI  
KTM  
SUZUKI  
YAMAHA  
VINTAGE  
BIG BORE  
ACCESSORIES  
TECH.




**MODEL**  
Engine Description  
Cylinder Bore (mm/in.)



SLEEVE	REBUILD KIT Sleeve • Piston Gasket • Bearing	BORE SIZE	PISTON SIZE	TOP END								BOTTOM END					CLUTCH			
PRO-X PISTON	LAPC PISTON	WISECO PISTON	WISECO RING	WOSSNER PISTON	WOSSNER RING	T.E. BEARING	COMETIC GASKET	L.A. SLEEVE GASKET	CRANKSHAFT	CON-ROD KIT	CON-ROD ASSEMBLY Rod Kit • Bearings • Seals	CRANK BEARING	CRANK SEAL KIT	CLUTCH PLATE SET	CLUTCH BASKET	CLUTCH INNER HUB	PRESSURE PLATE	CLUTCH SPRING SET		

**KTM TWO-STROKE (CONTINUED)**

<b>KTM 250 SX 2007-10</b> <b>KTM 250 XC 2007-11</b> <b>XC-W 2007-10</b> 249cc Liquid Cooled 66.4mm 2.614" <i>CYLINDER SLEEVING REQUIRED FOR OVERSIZES</i>	AC FL-5693	5693K	66.40 68.50	Std. .083	6327A	65.3211A	856M06640 856M06850	2614CD 2697CD	8169DA	RDB6640	T.E. Bearing 01298		Top End C3222	Top End 35-0333 Complete with Seals 37-1333 (SX) 37-1334 (XC, XC-W)	HR4026 (SX) HR4028 (XC, XC-W)	Pro-X 04923  Hot Rods HR-8669		Right NJ207R Left 6232X2	096320	Friction 663119 Hinson Basket 31-200	Hinson Pressure Plate 31-201	Pro-X CSKP-011
<b>KTM 250 SX 2011-13</b> <b>KTM 250 XC 2012-13</b> <b>KTM 250 XC-W 2011-13</b> 249cc Liquid Cooled 66.4mm 2.614"	AC FL-5748		66.40 68.50	Std. .083	6327A	65.3211A	856M06640 856M06850	2614CD 2697CD	8169DA	RDB6640	T.E. Bearing 01298		Top End C3222	Top End 35-0333 Complete with Oil Seals 37-1333 (SX) 37-1334 (XC, XC-W)	HR4026 (SX) HR4028 (XC, XC-W)	Pro-X 04923  Hot Rods HR-8669		Right NJ207R Left 6232X2	096320	Friction 663119 Hinson Basket 31-200	Hinson Pressure Plate 31-201	Pro-X CSKP-011
<b>KTM 300 1990-94</b> 297cc Liquid Cooled 72mm 2.834" <i>CYLINDER SLEEVING REQUIRED FOR OVERSIZES</i>	AC FL-5147	5147K (91-94)	72.00 72.50 73.00	Std. .020 .040			631M07200 631M07300 (1991-94)	2835CD 2874CD	8012DA 8012D050 8012D100 (91-94)	RDB7200 RDB7250 RDB7300	T.E. Bearing 01298		Top End C7099	Complete with Oil Seals 37-1306		Pro-X 04949 Hot Rods HR8111			096320	Friction 663119		
<b>KTM 300 1995</b> <b>E/XC, M/XC</b> 297cc Liquid Cooled 72mm 2.834" <i>CYLINDER SLEEVING REQUIRED FOR OVERSIZES</i>	AC FL-5266	5266K	72.00 72.01	Std. Std.					8042DA 8042DB	RDB7200 RDB7250	T.E. Bearing 01298		Top End C7099	Complete with Oil Seals 37-1306		Pro-X 04949 Hot Rods HR8111			096320	Friction 663119		
<b>KTM 300 1996</b> <b>E/XC, M/XC</b> 297cc Liquid Cooled 72mm 2.834" <i>CYLINDER SLEEVING REQUIRED FOR OVERSIZES</i>	AC FL-5315	5315K	72.00 72.50 73.00	Std. .020 .040			712M07200	2835CD	8017DA 8017D050 8017D100	RDB7200 RDB7250 RDB7300	T.E. Bearing 01298		Top End C7099	Complete with Oil Seals 37-1306		Pro-X 04949 Hot Rods HR8111			096320	Friction 663119		Pro-X CSKP-011
<b>KTM 300 1997-98</b> <b>E/XC, M/XC</b> 297cc Liquid Cooled 72mm 2.834" <i>CYLINDER SLEEVING REQUIRED FOR OVERSIZES</i>	AC FL-5408	5408K	72.00 72.50 73.00	Std. .020 .040			712M07200	2835CD	8017DA 8017D050 8017D100	RDB7200 RDB7250 RDB7300	T.E. Bearing 01298		Top End C7099	Complete with Oil Seals 37-1306		Pro-X 04949 Hot Rods HR8111		Right NJ207R Left 6220C3	096320	Friction 663119		Pro-X CSKP-011
<b>KTM 300 1999-01</b> <b>E/XC, M/XC</b> 297cc Liquid Cooled 72mm 2.834" <i>CYLINDER SLEEVING REQUIRED FOR OVERSIZES</i>	AC FL-5410	5410K (99) 5410K-1 (00-01)	72.00 72.50 73.00	Std. .020 .040			712M07200	2835CD	8017DA 8017D050 8017D100	RDB7200 RDB7250 RDB7300	T.E. Bearing 01298		Top End C7099 (99) C7816 (00-01)	Complete with Oil Seals 37-1306		Pro-X 04949 Hot Rods HR8111		Right NJ207R Left 6220C3	096320	Friction 663119		Pro-X CSKP-011
<b>KTM 300 2002-03</b> <b>E/XC, M/XC</b> 297cc Liquid Cooled 72mm 2.834" (Cyl #54630405200) <i>CYLINDER SLEEVING REQUIRED FOR OVERSIZES</i>	AC FL-5521	5521K	72.00 72.50 73.00	Std. .020 .040			712M07200	2835CD	8017DA 8017D050 8017D100	RDB7200 RDB7250 RDB7300  RDB7200	T.E. Bearing 01298		Top End C7816	Complete with Oil Seals 37-1306		Pro-X 04949		Right NJ207R Left 6220C3	096320	Friction 663119 Hinson Basket 31-200		Pro-X CSKP-011



HONDA  
HUSQVARN  
KAWASAKI  
KTM  
SUZUKI  
YAMAHA  
VINTAGE  
BIG BORE  
ACCESSORIES  
TECH.






MODEL  
Engine Description  
Cylinder Bore (mm/in.)



TOP END													BOTTOM END					CLUTCH				
SLEEVE	REBUILD KIT Sleeve • Piston Gasket • Bearing	BORE SIZE	PISTON SIZE	PRO-X PISTON	LAPC PISTON	WISECO PISTON	WISECO RING	WOSSNER PISTON	WOSSNER RING	T.E. BEARING	COMETIC GASKET	L.A. SLEEVE GASKET	CRANKSHAFT	CON-ROD KIT	CON-ROD ASSEMBLY Rod Kit • Bearings • Seals	CRANK BEARING	CRANK SEAL KIT	CLUTCH PLATE SET	CLUTCH BASKET	CLUTCH INNER HUB	PRESSURE PLATE	CLUTCH SPRING SET

**KTM TWO-STROKE (CONTINUED)**

<b>KTM 300 2004-05 E/XC, M/XC</b> <b>KTM 300 2006-07 XC-W</b> 297cc Liquid Cooled 72mm 2.834" (Cyl #54830305000R) <i>CYLINDER SLEEVING REQUIRED FOR OVERSIZES</i>	AC FL-5632		72.00 72.01	Std. Std.			858M07200	2835CD	8219DA 8219DB	RDB7200 RDB7200	T.E. Bearing 01298		Top End C7423	Complete with Oil Seals 37-1326	HR4028	Pro-X 04923 Hot Rods HR8669		Right NJ207R Left 6232X2	096320	Friction 663119 Hinson Basket 31-200	Hinson Pressure Plate 31-201	Pro-X CSKP-011
<b>KTM 300 2008-11 XC-W, XC</b> 297cc Liquid Cooled 72mm 2.834" <i>CYLINDER SLEEVING REQUIRED FOR OVERSIZES</i>	AC FL-5694		72.00 72.01	Std. Std.		65.3401A	858M07200	2835CD	8250DA 8250DB	RDB7200 RDB7200	T.E. Bearing 01298			Top End 35-0335 Complete with Oil Seals 37-1335	HR4028	Pro-X 04923 Hot Rods HR8669		Right NJ207R Left 6232X2	096320	Friction 663119 Hinson Basket 31-200	Hinson Pressure Plate 31-201	Pro-X CSKP-011
<b>KTM 300 2012-13 XC-W, XC</b> 297cc Liquid Cooled 72mm 2.834"	AC FL-5749		72.00 72.01	Std. Std.		65.3401A 65.3401B			8250DA 8250DB	RDB7200 RDB7200	T.E. Bearing 01298			Top End 35-0335 Complete with Oil Seals 37-1335	HR4028	Pro-X 04923 Hot Rods HR8669		Right NJ207R Left 6232X2	096320	Friction 663119 Hinson Basket 31-200	Hinson Pressure Plate 31-201	Pro-X CSKP-011
<b>KTM 360 1996 SX, E/XC</b> 353.5cc Liquid Cooled 78mm 3.071"	AC FL-5411												Top End C7285						096320	Friction 663119		Pro-X CSKP-011
<b>KTM 360 1997-99 SX, E/XC</b> 353.5cc Liquid Cooled 78mm 2.834" <i>CYLINDER SLEEVING REQUIRED FOR OVERSIZES</i>	AC FL-5363	5363K	78.00 78.50 79.00	Std. .020 .040			747M07800	3071TC	8083DB 8083D050 8083D100	RSC7800 RSC7850 RSC7900	T.E. Bearing 01298		Top End C7285						096320	Friction 663119		Pro-X CSKP-011
<b>KTM 380 1998-02 SX, E/XC, M/XC</b> 368cc Liquid Cooled 78mm 3.071" <i>CYLINDER SLEEVING REQUIRED FOR OVERSIZES</i> <i>MUST DRILL RELIEF HOLE IN SLEEVE AFTER INSTALLATION</i>	AC FL-5412	5412K	78.00 79.00	Std. .040			748M07800 748M07900	3071TC 3110TC	8223DA 8223D100	RSC7800 RSC7900	T.E. Bearing 01298		Top End C7285						096320	Friction 663119		Pro-X CSKP-011





MODEL  
Engine Description  
Cylinder I.D. (mm/in.)



TOP END													VALVE TRAIN			BOTTOM END				CLUTCH									
SLEEVE	REBUILD KIT <small>Sleeve • Piston • Gasket</small>	BORE SIZE	PISTON SIZE	PRO-X PISTON	LAPC PISTON	WISECO PISTON	WISECO RING	CP PISTON	WOSSNER PISTON	WOSSNER RING	JE PISTON	COMETIC GASKET	L.A. SLEEVE GASKET	CYLINDERS AFTERMARKET KITS	VALVE	Valve Spring	VALVE GUIDE	Valve Seat	CAMSHAFT <small>Shim Kit</small>	CAM CHAIN	CRANKSHAFT	CON-ROD KIT	CRANK BEARING	CRANK SEAL KIT	CLUTCH PLATE SET	CLUTCH BASKET	CLUTCH INNER HUB	PRESSURE PLATE	CLUTCH SPRING SET

**KTM FOUR-STROKE**

<b>KTM 250 E/XC Racing</b> 2001-05 249cc Liquid Cooled 75mm 2.952"	AC	FL-5558		75.00 75.01	Std. Std.							8592DA 8592DB	750XDS 750XDS		Top End C7169	Top End 35-0316							Pro-X 04925	NJ206		Hinson Basket 31-200 (2004-06)	Hinson Plate 31-201 (2004-06)	Pro-X CSKP-002 (2005-06)			
<b>KTM 250 SXF, XCF-W</b> 2005-07 <b>KTM 250 EXC-F</b> 2006-07 249cc Liquid Cooled 76mm 2.992"  <i>RESLEEING REQUIRED FOR OVERSIZES</i>  <i>CYLINDER WORKS COMPLETE KIT INCLUDES CYLINDER, PISTON KIT AND TOP END GASKETS</i>	AC	FL-5604	5604K	76.00 76.01 78.00	Std. Std. .080							12.8:1 Comp. 4981M07600	2992ZG		Top End C3164-EST	Top End 35-0328	Cylinder Works <b>50002</b>	Titanium Exhaust 28-63261	Valve Guide Intake 96-96110			HR4029 (SXF)	Pro-X 03.6326 (06-07)	NJ206	096326	Friction Set 613358	Hinson Hub 31-222	Pro-X CSKP-002			
				76.00 76.01 78.00	Std. Std. .080					13.5:1 Comp. 40006M07600	2992ZG	13.5:1 Comp. CPM9003C	14.4:1 Comp. 8690DA 8690DB	760XAS 760XAS	13:1 Comp. 247623	C3184-EST (79mm)	Complete w/ oil seals 37-1328	Complete Kit <b>50002-K01</b>	Titanium Intake 28-63262	O/S+.001 96-96111	Exhaust 96-96120	O/S+.001 96-96121		HR4408 (XCF-W '07)	Hot Rods HR8667	<b>49K067</b> Bearing/Seal Kit		Hinson Basket w/ Cushions 31-255	Hinson Plate 31-109 Pro-X Plate 18-P1300		
<b>KTM 250 SXF</b> 2008-12 <b>KTM 250 EXC-F</b> 2008-12 <b>KTM 250 XCF-W</b> 2008-13 249cc Liquid Cooled 76mm 2.992"  <i>RESLEEING REQUIRED FOR OVERSIZES</i>  <i>CYLINDER WORKS COMPLETE KIT INCLUDES CYLINDER, PISTON KIT AND TOP END GASKETS</i>	AC	FL-5682	5682K	76.00 76.01 78.00	Std. Std. .080							12.8:1 Comp. 4981M07600	2992ZG		Top End C3164-EST	Top End 35-0328 (08-11)	Cylinder Works <b>50002</b>	Titanium Exhaust 28-63261	Valve Guide Intake 96-96270	<b>SX-F</b> 2011-12 Stage 1 (Intake)	CC-6328 (09-12)	HR4029 (SXF)	Pro-X 03.6326	NJ206	096326 (08-10)	Friction Set 613358	Hinson Hub 31-222	Pro-X CSKP-002			
				76.00 76.01 78.00	Std. Std. .080					13.5:1 Comp. 40006M07600	2992ZG	13.5:1 Comp. CPM9003C	14.4:1 Comp. 8690DA 8690DB	760XAS 760XAS	13:1 Comp. 247623	C3184-EST (79mm)	Complete w/ oil seals 37-1328 (08-11)	Complete Kit <b>50002-K01</b> (08-12)	Titanium Intake 28-63262	O/S+.001 96-96271	Exhaust 96-96280	O/S+.001 96-96281	Stage 2 (Intake)		HR4408 (XCF-W)	Hot Rods HR8667	<b>49K067 SXF</b> (08-10) <b>49K067 XCF-W</b> (08-09) <b>49K068 EXC-F</b> (11-12) Bearing/Seal Kit		Hinson Basket w/ Cushions 31-255	Hinson Plate 31-109 Pro-X Plate 18-P1300	
				76.00	Std.						14.0:1 Comp. CPMX9043C (11-12)													Stage 2 (Exhaust)							
<b>KTM 250 SXF, XC-F</b> 2013 250cc Liquid Cooled 78mm 3.071"	AC	FL-5743		78.00	Std.							13:1 Comp. 65.3507A	13.9:1 Comp. 40074M07800	7800YB																	
<b>KTM 250 SXF, XCF-W</b> 2005-07 Big Bore to 280cc 80mm 3.150"  <i>CYLINDER WORKS COMPLETE KIT INCLUDES CYLINDER, PISTON KIT AND TOP END GASKETS</i>	BB	FL-5604B		80.00 80.00	.160							12.5:1 Comp. 8645D400	12.5:1 Comp. J5604PS 13.5:1 Comp. J5604PS135		Top End GS5604		Cylinder Works Complete Kit <b>51002-K01</b> (276cc 80mm)	Titanium Exhaust 28-63261													
				80.00 80.00	.160										12.5:1 Comp. 8645D400	12.5:1 Comp. J5604PS 13.5:1 Comp. J5604PS135		Top End GS5604		Cylinder Works Complete Kit <b>51002-K01</b> (276cc 80mm)											



HONDA  
HUSQVARNA  
KAWASAKI  
KTM  
SUZUKI  
YAMAHA  
VINTAGE  
BIG BORE  
ACCESSORIES  
TECH.






MODEL  
Engine Description  
Cylinder I.D. (mm/in.)



TOP END													VALVE TRAIN			BOTTOM END				CLUTCH									
SLEEVE	REBUILD KIT <small>Sleeve • Piston • Gasket</small>	BORE SIZE	PISTON SIZE	PRO-X PISTON	LAPC PISTON	WISECO PISTON	WISECO RING	CP PISTON	WOSSNER PISTON	WOSSNER RING	JE PISTON	COMETIC GASKET	L.A. SLEEVE GASKET	CYLINDERS AFTERMARKET KITS	VALVE	Valve Spring	VALVE GUIDE	Valve Seat	CAMSHAFT Shim Kit	CAM CHAIN	CRANKSHAFT	CON-ROD KIT	CRANK BEARING	CRANK SEAL KIT	CLUTCH PLATE SET	CLUTCH BASKET	CLUTCH INNER HUB	PRESSURE PLATE	CLUTCH SPRING SET

**KTM FOUR-STROKE (CONTINUED)**

<b>KTM 350 2011-12 SX-F, XCF-W</b> <b>KTM 350 2012-13 EXC-F</b> 350cc Single Liquid-Cooled 88mm 3.464" <small>CYLINDER WORKS COMPLETE KIT INCLUDES CYLINDER, PISTON KIT AND TOP END GASKETS</small>	AC	FL-5734		88.00	Std.	SX-F 13.5:1 Comp. 6351A	SX-F 13.5:1 Comp. 40014M08800	8800YD		SX-F 13.5:1 Comp. 8807DA	880XSY			Top End SX-F C3428-EST	Top End SX-F, XCF 35-0339	Cylinder Works SX-F 50001 Complete Kit 50001-K01	SX-F Titanium Exhaust 28-63511			CC-6351		Pro-X 03.6351		096351									
				88.00	Std.	14.5:1 Comp. 6352A	14.5:1 Comp. 40015M08800	8800YD		14.5:1 Comp. 8810DA	880XSY						Complete w/ oil seals 37-1339		Titanium Intake 28-63512 (2011)														
				88.00	Std.	EXC XCF-W 12.3:1 Comp. 6362A	EXC XCF-W 12.3:1 Comp. 40056M08800	8800YD																									
<b>KTM 350 2013 SX-F, XCF-W</b> 350cc Single Liquid Cooled 88mm 3.464" <small>CYLINDER WORKS COMPLETE KIT INCLUDES CYLINDER, PISTON KIT AND TOP END GASKETS</small>	AC	FL-5745		88.00	Std.	13.5:1 Comp. 6351A	13.5:1 Comp. 40014M08800	8800YD								Cylinder Works SX-F 50001 Complete Kit 50001-K01																	
				88.00	Std.		14.5:1 Comp. 40015M08800	8800YD																									
<b>KTM 350 2011-13 SX-F</b> Big Bore to 365cc 90mm 3.543" <small>CYLINDER WORKS COMPLETE KIT INCLUDES CYLINDER, PISTON KIT AND TOP END GASKETS</small>	BB															Cylinder Works Complete Kit SX-F 51001-K01 (365cc, 90mm)																	
<b>KTM 400 2000-07 SX, E/XC, SXC, M/XC, XC-W</b> 398cc Single Liquid Cooled 89mm 3.504" <small>RESLEEING REQUIRED FOR OVERSIZES</small>	AC	FL-5436	(11:1) 5436K	89.00	Std.					11:1 Comp. 8580DA 8580D200				Top End C7693-EST	Top End 35-0317		Steel Exhaust 96-96007	Valve Guide Intake 96-96010	Hot Cams 3014-1 (00-02, 05-06)				NJ206						Hinson Hub 31-254				
			(12.5:1) 5436K-1	89.00	Std.					12.5:1 Comp. 8636DA 8636D200						Complete w/ oil seals 37-1317		Steel Intake 96-96004	O/S+.001 96-96011		Valve Springs 96-96000	Exhaust 96-96020											
<b>KTM 400 2009-11 EXC, XC-W</b> 393cc Single Liquid Cooled 95mm 3.740"	AC	FL-5744		95.00	Std.	11.1:1 Comp. 6439A 6439B				11.1:1 Comp. 8806DA 8806DB							Titanium Exhaust 28-64281			CC-6428													
<b>KTM 450 2003-07 EXC</b> <b>KTM 450 2005-07 MXC, XC-W</b> 448cc Single Liquid Cooled 89mm 3.504" <small>RESLEEING REQUIRED FOR OVERSIZES</small>	AC	FL-5442	(11:1) 5442K	89.00	Std.		11:1 Comp. 4941M08900	8900ZC		11:1 Comp. 8581DA 8581DB	890XSY 890XSY			Top End C7693-EST	Top End 35-0317		Steel Exhaust 28-65201	Valve Guide Intake 96-96040			Pro-X 04925		NJ206					Hinson Hub 31-254	Pro-X CSKP-041				
				89.01	Std.				12:1 Comp. 4942M08900	8900ZC	12:1 Comp. CPM9008					Complete w/ oil seals 37-1317		Steel Intake 28-65202	O/S+.001 96-96041		Valve Springs 96-96031	Exhaust 96-96050		Hot Rods HR8666									



HONDA  
HUSQVARNA  
KAWASAKI  
KTM  
SUZUKI  
YAMAHA  
VINTAGE  
BIG BORE  
ACCESSORIES  
TECH.



MODEL  
Engine Description  
Cylinder I.D. (mm/in.)



TOP END													VALVE TRAIN				BOTTOM END				CLUTCH								
SLEEVE	REBUILD KIT <small>Sleeve • Piston • Gasket</small>	BORE SIZE	PISTON SIZE	PRO-X PISTON	LAPC PISTON	WISECO PISTON	WISECO RING	CP PISTON	WOSSNER PISTON	WOSSNER RING	JE PISTON	COMETIC GASKET	L.A. SLEEVE GASKET	CYLINDERS <small>AFTERMARKET KITS</small>	VALVE	Valve Spring	VALVE GUIDE	Valve Seat	CAMSHAFT <small>Shim Kit</small>	CAM CHAIN	CRANKSHAFT	CON-ROD KIT	CRANK BEARING	CRANK SEAL KIT	CLUTCH PLATE SET	CLUTCH BASKET	CLUTCH INNER HUB	PRESSURE PLATE	CLUTCH SPRING SET

**KTM FOUR-STROKE (CONTINUED)**

<b>KTM 450 SX, 2003-06</b> <b>KTM 450 XC, SMR</b> 449cc Single Liquid Cooled 95mm 3.740"  <i>RESLEEVEING REQUIRED FOR OVERSIZES</i>	AC	FL-5556	12:1	95.00	Std.	12:1 Comp.	12:1 Comp.		12:1 Comp.	950ADS-2	12:5:1 Comp.		Top End	Top End		Titanium Exhaust						Pro-X	NJ206				Hinson Hub	Pro-X	
			5556K	97.00	.080	6424A 6428	4805M09500	9500ZS	8560DA	221781	13:1	95.00	Std.	13:1 Comp.	4805M09500	9500ZS	8571DA	950ADS-2	221780	13:5:1 Comp.				04925 (XC, SMR)				Hot Rods HR8665 (XC, SMR)	31-254
<b>KTM 450 SX-F</b> <b>KTM 450 XC-F</b> <b>KTM 450 SMR</b> 449cc Single Liquid Cooled 97mm 3.818"  <i>RESLEEVEING REQUIRED FOR OVERSIZES</i>	AC	FL-5638	12.5:1	97.00	Std.	12.5:1 Comp.	12.5:1 Comp.		13:1 Comp.	970ADS	12.5:1 Comp.		Top End	Top End		Titanium Exhaust		Shim Kit	CC-6427			Pro-X		096427	Hinson Basket w/ Cushions 31-270	Hinson Hub/Plate Kit 31-273	Pro-X		
			5638K	97.01	.080	6427A 6427B	4937M09700	9700ZS	CPM9006	8665DA 8665DB	970ADS	260955	13.5:1 Comp.		C3412-EST	35-0331		28-64271		HCSHIM00			Hot Rods HR8664						CSKP-042
<b>KTM 450 EXC-R</b> 449cc Single Liquid Cooled 95mm 3.740"  <i>RESLEEVEING REQUIRED FOR OVERSIZES</i>	AC	FL-5556	11.9:1	95.00	Std.	11.9:1 Comp.	11.9:1 Comp.		11.9:1 Comp.	950ADS-2	11.9:1 Comp.		Top End	Top End		Steel Exhaust			CC-6428			Pro-X	SX07E39			Hinson Basket w/ Cushions 31-270	Hinson Hub 31-354		
			95.01		6429A 6429B					8707DA 8707DB	950ADS-2		13.5:1 Comp.		C3241-EST	35-0342		28-64281					Hot Rods HR8663						
<b>KTM 450 XC-W</b> <b>KTM 450 EXC</b> <b>KTM 450 XCF-W XCF-F</b> 449cc Single Liquid Cooled 95mm 3.740"  <i>RESLEEVEING REQUIRED FOR OVERSIZES</i>	AC	FL-5744	12.6:1	95.00	Std.	12.6:1 Comp.	12.6:1 Comp.							Top End															
			95.00				40073M09500	9500ZV					13.5:1 Comp.			35-0342													
<b>KTM 450 SX-F</b> <b>KTM 500 EXC XC-W</b> 510cc Single Liquid Cooled 95mm 3.740"  <i>RESLEEVEING REQUIRED FOR OVERSIZES</i>	AC	FL-5437	11.8:1	95.00	Std.	11.8:1 Comp.	11.8:1 Comp.							Top End		Steel Exhaust			CC-6508										
			95.01		6512A 6512B								13.5:1 Comp.			35-0342		28-64281											
<b>KTM 505 SX-F</b> <b>KTM 505 XC-F</b> 477cc Single Liquid Cooled 100mm 3.937"  <i>RESLEEVEING REQUIRED FOR OVERSIZES</i>	AC	FL-5584	12.5:1	100.00	Std.	12.5:1 Comp.	12.5:1 Comp.		12.5:1 Comp.	1000ADS	12.5:1 Comp.		Top End	Top End		Titanium Exhaust			CC-6427			Pro-X		096427	Hinson Basket w/ Cushions 31-270	Hinson Hub/Plate Kit 31-273	Pro-X		
			5584K	100.01		4947M10000	10000ZV	8705DA 8705DB	1000ADS	13.5:1 Comp.			13.5:1 Comp.		35-0336	35-0336		28-64271					Hot Rods HR8663						CSKP-042
<b>KTM 505 SX-F</b> <b>KTM 505 XC-F</b> 477cc Single Liquid Cooled 100mm 3.937"  <i>RESLEEVEING REQUIRED FOR OVERSIZES</i>	AC	FL-5584	13.5:1	100.00	Std.	13.5:1 Comp.	13.5:1 Comp.		13.5:1 Comp.	1000ADS	13.5:1 Comp.		Top End	Top End		Titanium Exhaust			CC-6427			Pro-X		096427	Hinson Basket w/ Cushions 31-270	Hinson Hub/Plate Kit 31-273	Pro-X		
			5584K	100.01		4948M10000	10000ZV	8725DA	1000ADS	13.5:1 Comp.			13.5:1 Comp.		35-0336	37-1336		28-64272					Hot Rods HR8663						CSKP-042







**MODEL**  
Engine Description  
Cylinder I.D. (mm/in.)



TOP END													VALVE TRAIN			BOTTOM END				CLUTCH									
SLEEVE	REBUILD KIT <small>Sleeve • Piston • Gasket</small>	BORE SIZE	PISTON SIZE	PRO-X PISTON	LAPC PISTON	WISECO PISTON	WISECO RING	CP PISTON	WOSSNER PISTON	WOSSNER RING	JE PISTON	COMETIC GASKET	L.A. SLEEVE GASKET	CYLINDERS <small>AFTERMARKET KITS</small>	VALVE	Valve Spring	VALVE GUIDE	Valve Seat	CAMSHAFT <small>Shim Kit</small>	CAM CHAIN	CRANKSHAFT	CON-ROD KIT	CRANK BEARING	CRANK SEAL KIT	CLUTCH PLATE SET	CLUTCH BASKET	CLUTCH INNER HUB	PRESSURE PLATE	CLUTCH SPRING SET

**KTM FOUR-STROKE (CONTINUED)**

<b>KTM 520</b> 2000-07 <b>SX, E/XC, M/XC</b> <b>KTM 525</b> 2003-07 <b>SX, E/XC M/XC, XC-W</b> 510cc Liquid Cooled 95mm 3.740" <i>RESLEEVEING REQUIRED FOR OVERSIZES</i>	AC	FL-5437	11:1 5437K	95.00 97.00	Std. .080	11:1 6520A	6520R	11:1 Comp. 4731M09500 4731M09700	9500ZS 9700ZS		11:1 Comp. 8547DA 8547D200	950ADS 970ADS			Top End C7944-EST (95mm)	Top End 35-0318			Steel Exhaust 28-65201	Valve Guide Intake 96-96010	Hot Cams 3015-1			Pro-X 04925	NJ206				Hinson Hub 31-254	Pro-X CSKP-041		
			12.5:1 5437K-1	95.00 97.00	Std. .080			12.5:1 Comp. 4732M09500 4732M09700	9500ZS 9700ZS		12.5:1 Comp. 8637DA 8637D200	950ADS 970ADS				Complete w/ oil seals 37-1318				Steel Intake 28-65202	O/S+.001 96-96011			Hot Rods HR8666								
<b>KTM 525</b> 2000-07 Big Bore to 565cc 100mm 3.937"	BB	FL-5437B		100.00	.200						8583DA	1000ADS			Top End GS5437																	
<b>KTM 530</b> 2008-11 <b>EXC-R, XC-W</b> 510cc Single Liquid-Cooled 95mm 3.740"	AC	FL-5556		95.00 95.01	Std. Std.	11.9:1 6528A 6528B					12.5:1 Comp. 8706DA 8706DB				Top End C3241-EST	Top End 35-0342			Steel Exhaust 28-64281			CC-6508			03.6528	SX07E39						
<b>KTM 620</b> 1998-01 <b>LC4 EXC</b> <b>KTM 625</b> 2002-07 <b>SXC LC4</b> <b>KTM 640</b> 1998-07 <b>LC4 DUKE</b> 620cc Single Liquid-Cooled 101mm 3.976"	AC	FL-5396		101.00 101.01	Std. Std.	11.7:1 6604A 6604B					11.7:1 Comp. 8524DA 8524DB														03.6519							
<b>KTM 690</b> 2008-13 <b>ENDURO R</b> 690cc Single Liquid Cooled 102mm 4.016"	AC	FL-5716		102.00 102.01	Std. Std.	11.8:1 6608A 6608B																										



HONDA  
HUSQVARNA  
KAWASAKI  
KTM  
SUZUKI  
YAMAHA  
VINTAGE  
BIG BORE  
ACCESSORIES  
TECH.








MODEL  
Engine Description  
Cylinder Bore (mm/in.)



SLEEVE	REBUILD KIT Sleeve • Piston Gasket • Bearing	BORE SIZE	PISTON SIZE	TOP END								BOTTOM END					CLUTCH				
PRO-X PISTON	LAPC PISTON	WISeco PISTON	WISeco RING	WOSSNER PISTON	WOSSNER RING	T.E. BEARING	COMETIC GASKET	L.A. SLEEVE GASKET	CRANKSHAFT	CON-ROD KIT	CON-ROD ASSEMBLY Rod Kit • Bearings • Seals	CRANK BEARING	CRANK SEAL KIT	CLUTCH PLATE SET	CLUTCH BASKET	CLUTCH INNER HUB	PRESSURE PLATE	CLUTCH SPRING SET			

**SUZUKI TWO-STROKE (CONTINUED)**

<b>RM-85 2002-13</b> <b>(03B2, 03B3)</b> 85cc Liquid Cooled 48mm 1.890" <i>CYLINDER SLEEVING            REQUIRED FOR OVERSIZES</i>	AC	FL-5479	5479K	48.00 48.50 49.00 50.00	Std. .020 .040 .080	5090A	65.4005A	806M04800 806M04850 806M04900 806M05000	1890CS 1909CS 1929CS 1969CS	8103DA	RSB4800	T.E. Bearing 01403	Top End C7857	Top End 35-3122 Complete With Oil Seals 37-3122	HR4067	Pro-X 04934 Hot Rods HR8610	39-4934	6304C3	094398	Friction 632025 Hinson Basket 31-060	Pro-X CSKP-021
	<div style="background-color: black; color: white; text-align: center; padding: 2px;"><b>494398</b> Bearing/Seal Kit</div>																				
<b>RM-85 2002-13</b> <b>Big Bore to 100cc</b> 52mm 2.047" <i>HEAD MODIFICATION            REQUIRED</i>	AC	FL-5479B		52.00	.157			806M05200	2047CS			T.E. Bearing 01403	Top End C7857	Top End 35-3122	HR4067	Pro-X 04934 Hot Rods HR8610	39-4934	6304C3	094398	Friction 632025 Hinson Basket 31-060	Pro-X CSKP-021
	<div style="background-color: black; color: white; text-align: center; padding: 2px;"><b>494398</b> Bearing/Seal Kit</div>																				
<b>RM-100 2003</b> 99cc Liquid Cooled 52.5mm 2.067" <i>CYLINDER SLEEVING            REQUIRED FOR OVERSIZES</i>	AC	KA-5358	5358K	52.50 53.00 54.50	Std. .020 .080			651M05250 651M05300 651M05450	2067CD 2087CD 2146CD	82540A 8254D050	RSB5250 RSB5300	T.E. Bearing 01303	Top End C7392 (53mm) C7413 (54.5mm)		HR4016	Pro-X 04941	39-4941	6304C3	094481	Friction 641086 Steel 642555 Hinson Basket 31-068	
	<div style="background-color: black; color: white; text-align: center; padding: 2px;"><b>494481</b> Bearing/Seal Kit</div>																				
<b>RM-125 X 1981</b> 123cc Liquid Cooled 54mm 2.126" <i>SPECIAL HEAVY O.D. TO            REPAIR BROKEN CYLINDER            SKIRTS</i>	CI	FL-722		54.00 54.25	Std. .010	2691		511M05400	2126CD			T.E. Bearing 01151						Left 6205C3 Right 6322X	094386	Friction 632027	
	CS	FL-722H		55.00 55.25	.040 .050	2695		511M05500	2165CD												
				55.75 56.00 56.25	.070 .080 .090	2697 2698 2699		511M05600	2205CD												
	<div style="background-color: black; color: white; text-align: center; padding: 2px;"><b>494386</b> Bearing/Seal Kit</div>																				
<b>RM-125 1982-83</b> <b>Z,D</b> 123cc Liquid Cooled 54mm 2.126" <i>SPECIAL HEAVY O.D. TO            REPAIR BROKEN            CYLINDER SKIRTS</i>	CI	FL-748	748K (83)	54.00 54.25	Std. .010	2691		511M05400	2126CD			T.E. Bearing 01151	Top End C7103 (83)					Left 6205C3 Right 6322X	094387	Friction 632027	
	CS	FL-748H		55.00 55.25	.040 .050	2695		511M05500	2165CD												
				55.75 56.00 56.25	.070 .080 .090	2697 2698 2699		511M05600	2205CD												
	<div style="background-color: black; color: white; text-align: center; padding: 2px;"><b>494387</b> Bearing/Seal Kit</div>																				
<b>RM-125 E 1984</b> 123cc Liquid Cooled 54mm 2.126" <i>SPECIAL HEAVY O.D. TO            REPAIR BROKEN            CYLINDER SKIRTS</i>	CI	FL-900	900K	54.00 54.25	Std. .010	2691		511M05400	2126CD			T.E. Bearing 01151	Top End C7055			Hot Rods HR8162		Left 6205C3 Right 6322X	094387	Friction 632028	
	CS	FL-900H		55.00 55.25	.040 .050	2695		511M05500	2165CD												
				55.75 56.00 56.25	.070 .080 .090	2697 2698 2699		511M05600	2205CD												
	<div style="background-color: black; color: white; text-align: center; padding: 2px;"><b>494387</b> Bearing/Seal Kit</div>																				



HONDA  
HUSQVARN  
KAWASAKI  
KTM  
SUZUKI  
YAMAHA  
VINTAGE  
BIG BORE  
ACCESSORIES  
TECH.







MODEL  
Engine Description  
Cylinder Bore (mm/in.)



TOP END													BOTTOM END					CLUTCH				
SLEEVE	REBUILD KIT Sleeve • Piston Gasket • Bearing	BORE SIZE	PISTON SIZE	PRO-X PISTON	LAPC PISTON	WISECO PISTON	WISECO RING	WOSSNER PISTON	WOSSNER RING	T.E. BEARING	COMETIC GASKET	L.A. SLEEVE GASKET	CRANKSHAFT	CON-ROD KIT	CON-ROD ASSEMBLY Rod Kit • Bearings • Seals	CRANK BEARING	CRANK SEAL KIT	CLUTCH PLATE SET	CLUTCH BASKET	CLUTCH INNER HUB	PRESSURE PLATE	CLUTCH SPRING SET

**SUZUKI TWO-STROKE (CONTINUED)**

<b>RM-125 M,N 1991-92</b> 124cc Liquid Cooled 54mm 2.126" <i>CYLINDER SLEEVING REQUIRED FOR OVERSIZES</i>	AC FL-5108	5108K (91) 5108K-1 (92)	54.00 54.01 54.25 54.50 55.00 55.50 56.00	Std. Std. .010 .020 .040 .060 .080	5050A 5050B 5051 5052	65.4107A 65.4107B	641M05400  641M05450 641M05500 641M05550 641M05600	2126CS  2146CS 2165CS 2185CS 2205CS	8055DA 8055DB  8055D050 8055D100	RSB5400 RSB5400  RSB5450 RSB5500	T.E. Bearing 01153		Top End C7059 (91) C7112 (92)	Top End 35-3212 (92)  Complete with Oil Seals 37-3212 (92)		Pro-X 04966	39-4966	6322X  <b>496322</b> Bearing/Seal Kit	094384	Friction 632028 (91) 632128 (92) Steel 632547 (92) Hinson Basket 31-027 (92)	Hinson Hub 31-088 (92)	
<b>RM-125 P 1993 (No. 40)</b> 124cc Liquid Cooled 54mm 2.126" <i>CYLINDER SLEEVING REQUIRED FOR OVERSIZES</i>	AC FL-5181	5181K	54.00 54.01 54.25 54.50 55.00 55.50 56.00	Std. Std. .010 .020 .040 .060 .080	5050A 5050B 5051 5052	65.4107A 65.4107B	641M05400  641M05450 641M05500 641M05550 641M05600	2126CS  2146CS 2165CS 2185CS 2205CS	8055DA 8055DB  8055D050 8055D100	RSB5400 RSB5400  RSB5450 RSB5500	T.E. Bearing 01153		Top End C7136	Top End 35-3212 Complete with Oil Seals 37-3212		Pro-X 04966	39-4966	6322X  <b>496322</b> Bearing/Seal Kit	094384	Friction 632128 Steel 632547 Hinson Basket 31-027	Hinson Hub 31-088	
<b>RM-125 1994-96 (No. 50, 60, 70)</b> 124cc Liquid Cooled 54mm 2.126" <i>CYLINDER SLEEVING REQUIRED FOR OVERSIZES</i>	AC FL-5255	5255K	54.00 54.01 54.25 54.50 55.00 55.50 56.00	Std. Std. .010 .020 .040 .060 .080	5050A 5050B 5051 5052	65.4107A 65.4107B	641M05400  641M05450 641M05500 641M05550 641M05600	2126CS  2146CS 2165CS 2185CS 2205CS	8055DA 8055DB  8055D050 8055D100	RSB5400 RSB5400  RSB5450 RSB5500	T.E. Bearing 01153		Top End C7136	Top End 35-3212 Complete with Oil Seals 37-3212		Pro-X 04966	39-4966	6322X  <b>496322</b> Bearing/Seal Kit	094384	Friction 632128 Steel 632547 Hinson Basket 31-027	Hinson Hub 31-088	
<b>RM-125 1997</b> 124cc Liquid Cooled 54mm 2.126" <i>CYLINDER SLEEVING REQUIRED FOR OVERSIZES</i>	AC FL-5323	5323K	54.00 54.01 54.25 54.50 55.00 55.50 56.00	Std. Std. .010 .020 .040 .060 .080	5050A 5050B 5051 5052	65.4107A 65.4107B	641M05400  641M05450 641M05500 641M05550 641M05600	2126CS  2146CS 2165CS 2185CS 2205CS	8055DA 8055DB  8055D050 8055D100	RSB5400 RSB5400  RSB5450 RSB5500	T.E. Bearing 01153		Top End C7136	Top End 35-3212 Complete with Oil Seals 37-3212		Pro-X 04988	39-4988	6322X  <b>496322</b> Bearing/Seal Kit	094384	Friction 632128 Steel 632547 Hinson Basket 31-027	Hinson Hub 31-088 (97-98) Plate 18-P3296	
<b>RM-125 1998-99</b> 124cc Liquid Cooled 54mm 2.126" <i>CYLINDER SLEEVING REQUIRED FOR OVERSIZES</i>	AC FL-5346	5346K	54.00 54.01 54.25 54.50 55.00 55.50	Std. Std. .010 .020 .040 .060	5050A 5050B 5051 5052	65.4107A 65.4107B	641M05400  641M05450 641M05500 641M05550	2126CS  2146CS 2165CS 2185CS	8055DA 8055DB  8055D050 8055D100	RSB5400 RSB5400  RSB5450 RSB5500	T.E. Bearing 01153		Top End C7136	Top End 35-3219 Complete with Oil Seals 37-3219		Pro-X 04988 (98) 04943 (99)	39-4988 (98) 39-4943 (99)	6322X  <b>496322</b> <b>496322X</b> Bearing/Seal Kit	094384 (98) 094398 (98)	Friction 632128 Steel 632547 Hinson Basket 31-027	Hub 18-3299 (99) Plate 18-P3296 Clutch Cover Gasket N14370	
<b>RM-125 2000-03</b> 124cc Liquid Cooled 54mm 2.126" <i>CYLINDER SLEEVING REQUIRED FOR OVERSIZES</i>	AC FL-5420	5420K (00) 5420K-1 (01-03)	54.00 54.01 54.50 55.00 55.50 56.00	Std. Std. .020 .040 .060 .080	5060A 5060B	65.4108A 65.4108B	754M05400  754M05450 754M05500 754M05550 754M05600	2126CS  2146CS 2165CS 2185CS 2205CS	8061DA 8061DB 8061D050 8061D100	RSB5400 RSB5400 RSB5450 RSB5500	T.E. Bearing 01153		Top End C7136 (00) C7778 (01-03)	Top End 35-3219 Complete with Oil Seals 37-3219 (00) 37-3220 (01-03)		Pro-X 04943	39-4943	6322X  <b>496322X</b> Bearing/Seal Kit	094398	Friction 632128 (00-01) 642148 (02-03) Steel 632547 Hinson Basket 31-027	Hub 18-3299 Plate 18-P3296 Clutch Cover Gasket N14370 (2000) N14371 (02-03)	Pro-X CSKP-022 (01-03)



HONDA  
HUSQVARNA  
KAWASAKI  
KTM  
SUZUKI  
YAMAHA  
VINTAGE  
BIG BORE  
ACCESSORIES  
TECH.



MODEL  
Engine Description  
Cylinder Bore (mm/in.)



TOP END													BOTTOM END					CLUTCH				
SLEEVE	REBUILD KIT Sleeve • Piston Gasket • Bearing	BORE SIZE	PISTON SIZE	PRO-X PISTON	LAPC PISTON	WISECO PISTON	WISECO RING	WOSSNER PISTON	WOSSNER RING	T.E. BEARING	COMETIC GASKET	L.A. SLEEVE GASKET	CRANKSHAFT	CON-ROD KIT	CON-ROD ASSEMBLY Rod Kit • Bearings • Seals	CRANK BEARING	CRANK SEAL KIT	CLUTCH PLATE SET	CLUTCH BASKET	CLUTCH INNER HUB	PRESSURE PLATE	CLUTCH SPRING SET

**SUZUKI TWO-STROKE (CONTINUED)**

<b>RM-125 2004-10 (36F, 36F1)</b> 124cc Liquid Cooled 54mm 2.126" CYLINDER SLEEVING REQUIRED FOR OVERSIZES	AC	FL-5532	5532K	54.00 54.01	Std. Std.	5110B 5110C	65.4109A 65.4109B	835M05400	2126CS	8098DA 8098DB	RSB5400 RSB5400	T.E. Bearing 01153	Top End C7508	Top End 35-3221 Complete with Oil Seals 37-3221	HR4041	Pro-X 04918	39-4918	6322X <b>496322X</b> Bearing/Seal Kit	094398	Friction 642148 Steel 632547 Hinson Basket 31-027	Hub 18-3299 Plate 18-P3296 Clutch Cover Gasket N14371	Pro-X CSKP-022
<b>RM-125 2004-09 Big Bore to 144c</b> 58mm 2.283" HEAD & POWER VALVE MODIFICATION REQUIRED CYLINDER SLEEVING REQUIRED	AC	FL-5532B		58.00	.160			836M05800	2284CS				Top End C7508	Top End 35-3221								
<b>RM-250 1984-85 E,F</b> 246cc Liquid Cooled 70mm 2.756" SPECIAL HEAVY O.D. TO REPAIR BROKEN CYLINDER SKIRTS	CI	FL-869	869K	70.00 70.25 70.50 70.75 71.00 71.25 71.50 71.75 72.00	Std. .010 .020 .030 .040 .050 .060 .070 .080	2787  2789  2791 2792 2587 2588		485M07000 485M07050 485M07100 485M07200	2756CS 2776CS 2795CS 2835CS			T.E. Bearing 01251	Top End C7060					Left 6206C3 Right 6305C3	094391	Friction 633035		
<b>RM-250 G 1986</b> 246cc Liquid Cooled 67mm 2.638"	CS	FL-976	976K	67.00	Std.					8158DA	RSB6700	T.E. Bearing 01251	Top End C7061					Left 6206C3 Right 6305C3	094392	Friction 633046		
<b>RM-250 G 1987</b> 246cc Liquid Cooled 67mm 2.638" CYLINDER SLEEVING REQUIRED FOR OVERSIZES	AC	FL-5012	5012K	67.00 67.50 68.00 68.50	Std. .020 .040 .060			558M06700 558M06750 558M06800 558M06850	2638CS 2658CS 2677CS 2697CS			T.E. Bearing 01251	Top End C7062		Hot Rods HR8105			Left 6206C3 Right 6305C3	094392	Friction 633046		
<b>RM-250 G 1988</b> 246cc Liquid Cooled 67mm 2.638" CYLINDER SLEEVING REQUIRED FOR OVERSIZES	AC	FL-5053	5053K	67.00 67.50 68.00 68.50	Std. .020 .040 .060			558M06700 558M06750 558M06800 558M06850	2638CS 2658CS 2677CS 2697CS			T.E. Bearing 01251	Top End C7062		Hot Rods HR8105			Left 6206C3 Right 6305C3	094392	Friction 633046		



HONDA  
HUSQVARN  
KAWASAKI  
KTM  
SUZUKI  
YAMAHA  
VINTAGE  
BIG BORE  
ACCESSORIES  
TECH.







MODEL  
Engine Description  
Cylinder Bore (mm/in.)

SLEEVE

REBUILD KIT  
Sleeve • Piston  
Gasket • Bearing

BORE SIZE

PISTON SIZE

TOP END

PRO-X PISTON

LAPC PISTON

WISECO PISTON

WISECO RING

WOSSNER PISTON

WOSSNER RING

T.E. BEARING

COMETIC GASKET

L.A. SLEEVE GASKET

BOTTOM END

CRANKSHAFT

CON-ROD KIT

CON-ROD ASSEMBLY  
Rod Kit • Bearings • Seals

CRANK BEARING

CRANK SEAL KIT

CLUTCH PLATE SET

CLUTCH BASKET

CLUTCH INNER HUB


PRESSURE PLATE

CLUTCH SPRING SET

CLUTCH

SUZUKI TWO-STROKE (CONTINUED)

MODEL	Year	AC	FL	Sleeve	Bore	Piston	Pro-X	LAPC	Wisco	Wossner	Wossner	T.E. Bearing	Cometic	L.A. Sleeve	Crankshaft	Con-Rod	Con-Rod	Crank	Crank	Clutch	Clutch	Clutch	Clutch	Clutch	
RM-250 (No. 10)	1997	AC	FL-5324	5324K	66.40 66.41 67.00	Std. Std. .023	4420A 4420B 4422	65.4212A 65.4212B 65.4212.050	681M06640	2614CD	8058DB 8058DC	RDB6640 RDB6640	T.E. Bearing 01251	Top End C7280	Top End 35-3316 Complete with Oil Seals 37-3316	Pro-X 04984 Hot Rods HR8141	39-4984	6328C3	094395	494395 Bearing/Seal Kit	Friction 643128 Steel 643557 Alloy 633557 Hinson Basket 31-192	Plate 18-P3396 Clutch Cover Gasket N14392			
RM-250 (No. 20)	1998	AC	FL-5357	5357K	66.40 66.41 68.00 68.50 68.75 69.00	Std. Std. .063 .083 .093 .103	4430A 4430B 4436 4437 4438 4439	65.4213A 65.4213B 65.4213.150	723M06640	2614CD	8140DA 8140DB 8140D210	RDB6640 RDB6640 RDB6850	T.E. Bearing 01251	Top End C7280	Top End 35-3316 Complete with Oil Seals 37-3316	Pro-X 04984 Hot Rods HR8141	39-4984	6328C3	094395	494395 Bearing/Seal Kit	Friction 643128 Steel 643557 Alloy 633557 Hinson Basket 31-192	Plate 18-P3396 Clutch Cover Gasket N14392			
RM-250 (No. 30)	1999	AC	FL-5379	5379K	66.40 66.41	Std. Std.	5100A 5100B	65.4214A 65.4214B	743M06640	2614CD	8058DB	RDB6640	T.E. Bearing 01251	Top End C7505	Top End 35-3319 Complete with Oil Seals 37-3319	Pro-X 04984 Hot Rods HR8141	39-4984	6328C3	094395	494395 Bearing/Seal Kit	Friction 643128 Steel 643557 Alloy 633557 Hinson Basket 31-192	Plate 18-P3396 Clutch Cover Gasket N14392	Pro-X CSKP-024		
RM-250 (No. 40)	2000	AC	FL-5419	5419K	66.40 66.41 67.00 67.50 68.50	Std. Std. .023 .043 .080	5200A 5200B 5200E60 5200F110	65.4215A 65.4215B 65.4215.050 65.4215.100	756M06640 756M06850	2614CD 2697CD	8059DB	RDB6640	T.E. Bearing 01251	Top End C7505	Top End 35-3319 Complete with Oil Seals 37-3319	Pro-X 04984 Hot Rods HR8141	39-4984	6328C3	094395	494395 Bearing/Seal Kit	Friction 643128 Steel 643557 Alloy 633557 Hinson Basket 31-192	Plate 18-P3396 Clutch Cover Gasket N14392	Pro-X CSKP-024		
RM-250 (37F0)	2001	AC	FL-5465	5465K	66.40 66.41 67.00 67.50 68.50	Std. Std. .023 .043 .080	5200A 5200B 5200E60 5200F110	65.4215A 65.4215B 65.4215.050 65.4215.100	756M06640 756M06850	2614CD 2697CD	8059DB	RDB6640	T.E. Bearing 01251	Top End C7779	Top End 35-3321 Complete with Oil Seals 37-3321	Pro-X 04984 Hot Rods HR8141	39-4984	6328C3	094395	494395 Bearing/Seal Kit	Friction 643128 Steel 643557 Alloy 633557 Hinson Basket 31-192	Plate 18-P3396 Clutch Cover Gasket N14393	Pro-X CSKP-024		
RM-250 (37F1)	2002	AC	FL-5474	5474K	66.40 66.41 67.00 67.50 68.50	Std. Std. .023 .043 .080	5200A 5200B 5200E60 5200F110	65.4215A 65.4215B 65.4215.050 65.4215.100	756M06640 756M06850	2614CD 2697CD	8059DB	RDB6640	T.E. Bearing 01251	Top End C7779	Top End 35-3320 Complete with Oil Seals 37-3320	Pro-X 04984 Hot Rods HR8141	39-4984	6328C3	094395	494395 Bearing/Seal Kit	Friction 643128 Steel 643557 Alloy 633557 Hinson Basket 31-192	Plate 18-P3396 Clutch Cover Gasket N14393	Pro-X CSKP-024		



HONDA  
HUSQVARN  
KAWASAKI  
KTM  
SUZUKI  
YAMAHA  
VINTAGE  
BIG BORE  
ACCESSORIES  
TECH.






MODEL  
Engine Description  
Cylinder Bore (mm/in.)



TOP END													BOTTOM END					CLUTCH				
SLEEVE	REBUILD KIT Sleeve • Piston Gasket • Bearing	BORE SIZE	PISTON SIZE	PRO-X PISTON	LAPC PISTON	WISECO PISTON	WISECO RING	WOSSNER PISTON	WOSSNER RING	T.E. BEARING	COMETIC GASKET	L.A. SLEEVE GASKET	CRANKSHAFT	CON-ROD KIT	CON-ROD ASSEMBLY Rod Kit • Bearings • Seals	CRANK BEARING	CRANK SEAL KIT	CLUTCH PLATE SET	CLUTCH BASKET	CLUTCH INNER HUB	PRESSURE PLATE	CLUTCH SPRING SET

**SUZUKI TWO-STROKE (CONTINUED)**

<b>RM-250 2003 (37F2)</b> 249cc Liquid Cooled 66.4mm 2.614" CYLINDER SLEEVING REQUIRED FOR OVERSIZES	AC	FL-5494	5494K	66.40 66.41 67.00 67.50	Std. Std. .023 .043	7130A 7130B 7130E60 7130F110	65.4216A 65.4216B	823M06640 823M06700 823M06750	2614CD 2638CD 2658CD	8086DA 8086DB	RDB6640 RDB6640	T.E. Bearing 01251	Top End C7467	Top End 35-3322 Complete with Oil Seals 37-3322	HR4058	Pro-X 04928	39-4928	6328C3	094399	Friction 633248 Steel 643557 Alloy 633557 Hinson Basket 31-192	Hinson Hub 31-194 Plate 18-P3403 Clutch Cover Gasket N14393	Pro-X CSKP-024
<b>RM-250 2004-05 (37F3, 37F4)</b> 249cc Liquid Cooled 66.4mm 2.614" CYLINDER SLEEVING REQUIRED FOR OVERSIZES	AC	FL-5534	5534K (04) 5534K-1 (05)	66.40 66.41 67.00 67.50	Std. Std. .023 .043	7130A 7130B 7130E60 7130F110	65.4216A 65.4216B	823M06640 823M06700 823M06750	2614CD 2638CD 2658CD	8086DA 8086DB	RDB6640 RDB6640	T.E. Bearing 01251	Top End C7467 (04) C3099 (05)	Top End 35-3322 Complete with Oil Seals 37-3322	HR4058	Pro-X 04928	39-4928	6328C3 (04)	094399 (04) 094389 (05)	Friction 633248 Steel 643557 Alloy 633557 Hinson Basket 31-192	Hinson Hub 31-225 (04) 31-233 (05) Plate 18-P3403 Clutch Cover Gasket N14393	Pro-X CSKP-024
<b>RM-250 2006-08 (37F5)</b> 249cc Liquid Cooled 66.4mm 2.614" CYLINDER SLEEVING REQUIRED FOR OVERSIZES	AC	FL-5629	5629K	66.40 66.41 67.00 67.50	Std. Std. .023 .043	7130A 7130B 7130E60 7130F110	65.4216A 65.4216B	823M06640 823M06700 823M06750	2614CD 2638CD 2658CD	8086DA 8086DB	RDB6640 RDB6640	T.E. Bearing 01251	Top End C3099	Top End 35-3326 Complete with Oil Seals 37-3326	HR4058	Pro-X 04928	39-4928	6328C3	094389	Friction 633268 Steel 643557 Alloy 633557 Hinson Basket 31-192	Hinson Hub 31-258 Plate 18-P3403	Pro-X CSKP-025
<b>RMX-250 1993-98</b> 249cc Liquid Cooled 67mm 2.638" CYLINDER SLEEVING REQUIRED FOR OVERSIZES	AC	FL-5271	5271K-1	67.00 68.00 69.00	Std. .040 .080			642M06700 642M06800 642M06900	2638CD 2677CD 2717CD	8022DA	RDB6700	T.E. Bearing 01251	Top End C7258	Top End 35-3318		Pro-X 04983 Hot Rods HR8105	39-4396 (93-94) 39-4395 (95-98)	Left 6328C3 Right 6305C3 (93-94) 6328C3 (95-98)	094396 (93-94) 094395 (95-98)	Friction 633049 (93) Friction 633048 (93)		Pro-X CSKP-023



HONDA  
HUSQVARN  
KAWASAKI  
KTM  
SUZUKI  
YAMAHA  
VINTAGE  
BIG BORE  
ACCESSORIES  
TECH.







MODEL  
Engine Description  
Cylinder I.D. (mm/in.)



TOP END													VALVE TRAIN			BOTTOM END			CLUTCH										
SLEEVE	REBUILD KIT <small>Sleeve • Piston • Gasket</small>	BORE SIZE	PISTON SIZE	PRO-X PISTON	LAPC PISTON	WISECO PISTON	WISECO RING	CP PISTON	WOSSNER PISTON	WOSSNER RING	JE PISTON	COMETIC GASKET	L.A. SLEEVE GASKET	CYLINDERS <small>AFTERMARKET KITS</small>	VALVE	Valve Spring	VALVE GUIDE	Valve Seat	CAMSHAFT <small>Shim Kit</small>	CAM CHAIN	CRANKSHAFT	CON-ROD KIT	CRANK BEARING	CRANK SEAL KIT	CLUTCH PLATE SET	CLUTCH BASKET	CLUTCH INNER HUB	PRESSURE PLATE	CLUTCH SPRING SET

**SUZUKI FOUR-STROKE (CONTINUED)**

<b>RM-Z250 2007-09</b> 249cc Liquid Cooled 77mm 3.031"  <i>RESLEEVEING REQUIRED FOR OVERSIZES</i>  <i>CYL. WORKS COMPLETE KIT INCLUDES CYLINDER, PISTON KIT AND TOP END GASKETS</i>	AC	FL-5636	5636K	77.00	Std.	13.5:1 Comp. 65.4612A 65.4612B 65.4612.200	13.4:1 Comp. 4921M07700	7700YC	13.5:1 Comp. CPM3017C	13.4:1 Comp. 8666DA 8666DB	770XAS 770XAS	13.5:1 Comp. 261540	Top End C3175-EST	Top End 35-0568	Cylinder Works <b>40003</b> (Std. 77mm)	Pro-X Titanium Exhaust 28-33371	Valve Guide Intake 60-60520	Hot Cams Camshaft 2087-2IN (Intake)	CC-2402	HR4081	Pro-X 04919	49K055 Bearing/Seal Kit	Friction Set 643358	Hinson Hub 31-276	Pro-X CSKP-026	77.01	.080	13.5:1 Comp. 65.4612B 65.4612.200	13.4:1 Comp. 4921M07700	7700YC	13.5:1 Comp. CPM3017C	13.4:1 Comp. 8666DA 8666DB	770XAS 770XAS	13.5:1 Comp. 261540	Top End C3175-EST	Top End 35-0568	Cylinder Works <b>40003</b> (Std. 77mm)	Pro-X Titanium Exhaust 28-33371	Valve Guide Intake 60-60520	Hot Cams Camshaft 2087-2IN (Intake)	CC-2402	HR4081	Pro-X 04919	49K055 Bearing/Seal Kit	Friction Set 643358	Hinson Hub 31-276	Pro-X CSKP-026		
				79.00	Std.																																											13.9:1 Comp. 4928M07700	14.2:1 Comp. CPM3016C
<b>RM-Z250 2007-09</b> Big Bore to 270c 80mm 276c 81mm 290cc 83mm  Athena Complete Kit Includes Big Bore Cylinder, Piston Kit and Top End Gaskets. Case Boring is Required  Cyl. Works Complete Kit Includes Big Bore Cylinder, Piston Kit and Top End Gaskets.	AC	FL-5636B	5636K	80.00	.120	13.5:1 Comp. 65.4612.300	13.5:1 Comp. 4983M08300	3268XG	13:1 Comp. 261543	Top End C3203-EST (81mm)	Top End 35-0568	L.A. SLEEVE Iron Bore <b>1009SL</b> (270cc, 80mm)  <b>1009-SL81</b> (276cc, 81mm)  Athena Complete Kit <b>ATH-010S</b> (290cc, 83mm) Case Boring Required	Pro-X Titanium Exhaust 28-33371	Valve Guide Intake 60-60520	Hot Cams Camshaft 2087-2IN (Intake)	CC-2402	HR4081	Pro-X 04919	49K055 Bearing/Seal Kit	Friction Set 643358	Hinson Hub 31-276	Pro-X CSKP-026	81.00	.160	13.5:1 Comp. 65.4612.400	13.5:1 Comp. 4983M08300	3268XG	13:1 Comp. 261543	Top End C3203-EST (81mm)	Top End 35-0568	L.A. SLEEVE Iron Bore <b>1009SL</b> (270cc, 80mm)  <b>1009-SL81</b> (276cc, 81mm)  Athena Complete Kit <b>ATH-010S</b> (290cc, 83mm) Case Boring Required	Pro-X Titanium Exhaust 28-33371	Valve Guide Intake 60-60520	Hot Cams Camshaft 2087-2IN (Intake)	CC-2402	HR4081	Pro-X 04919	49K055 Bearing/Seal Kit	Friction Set 643358	Hinson Hub 31-276	Pro-X CSKP-026								
				83.00	.240																																					13.5:1 Comp. 65.4612.400	13.5:1 Comp. 4983M08300	3268XG	13:1 Comp. 261543	Top End C3278-EST (83mm)	Complete w/ oil seals 37-1567	Cylinder Works Complete Kit <b>41003-K01</b> (270cc, 80mm)	Titanium Intake 28-33372
<b>RM-Z250 2010-12</b> 249cc Liquid Cooled 77mm 3.031"  <i>RESLEEVEING REQUIRED FOR OVERSIZES</i>  <i>CYL. WORKS COMPLETE KIT INCLUDES CYLINDER, PISTON KIT AND TOP END GASKETS</i>	AC	FL-5750	5750K	77.00	Std.	13.5:1 Comp. 65.4614A 65.6414B	13.4:1 Comp. 40007M07700	7700YC	13.5:1 Comp. CPM3031C	13.6:1 Comp. 8781DA 8781DB	770XAS 770XAS	13.5:1 Comp. 299042	Top End C3406-EST	Top End 35-0567	Cylinder Works <b>40004</b> (Std. 77mm)	Pro-X Titanium Exhaust 28-33371	Valve Guide Intake 60-60520	Hot Cams Camshaft Stage 1 2200-1IN* (Intake) 2201-1E* (Exhaust) *1 each per set	CC-2402	HR4081	Pro-X 04919	830046-20	093340	Hinson Basket w/ Cushions 31-374	Hinson Hub 31-276	Pro-X CSKP-052	77.01	Std.	14:1 Comp. 65.4615A	13.9:1 Comp. 40012M07700	7700YC	14.2:1 Comp. CPMX3032C	14:1 Comp. 8795DA	770XAS	14.2:1 Comp. 299043	Top End C3406-EST	Top End 35-0567	Cylinder Works <b>40004</b> (Std. 77mm)	Pro-X Titanium Exhaust 28-33371	Valve Guide Intake 60-60520	Hot Cams Camshaft Stage 1 2200-1IN* (Intake) 2201-1E* (Exhaust) *1 each per set	CC-2402	HR4081	Pro-X 04919	830046-20	093340	Hinson Basket w/ Cushions 31-374	Hinson Hub 31-276	Pro-X CSKP-052
				77.00	Std.																																												









MODEL  
Engine Description  
Cylinder I.D. (mm/in.)



TOP END													VALVE TRAIN			BOTTOM END			CLUTCH										
SLEEVE	REBUILD KIT <small>Sleeve • Piston • Gasket</small>	BORE SIZE	PISTON SIZE	PRO-X PISTON	LAPC PISTON	WISECO PISTON	WISECO RING	CP PISTON	WOSSNER PISTON	WOSSNER RING	JE PISTON	COMETIC GASKET	L.A. SLEEVE GASKET	CYLINDERS <small>AFTERMARKET KITS</small>	VALVE	Valve Spring	VALVE GUIDE	Valve Seat	CAMSHAFT <small>Shim Kit</small>	CAM CHAIN	CRANKSHAFT	CON-ROD KIT	CRANK BEARING	CRANK SEAL KIT	CLUTCH PLATE SET	CLUTCH BASKET	CLUTCH INNER HUB	PRESSURE PLATE	CLUTCH SPRING SET

**SUZUKI FOUR-STROKE (CONTINUED)**

<b>DR-Z 400 2000-13 E S</b> 398cc Liquid Cooled 90mm 3.543"  <i>RESLEEVEING REQUIRED FOR OVERSIZES</i>  <i>CYL. WORKS COMPLETE KIT INCLUDES CYLINDER, PISTON KIT AND TOP END GASKETS</i>	AC	FL-5430	5430K (12:1)	90.00	Std.	12:1	12:1 Comp.	12.25:1 Comp.		12:5:1 Comp.	12:1 Comp.	12:1 Comp.	Top End C7688-EST	Top End 35-3402	Cylinder Works 40001 (Std. 90mm)	Steel Exhaust 28-34021	Valve Guide IN / EX 60-60060	Hot Cams Camshaft	CC-3403	HR4059 (00-08)	Pro-X 04921 (00-13)	6306RI	49K049 Bearing/Seal Kit	Friction Set 634028	Plate 18-P3402	Pro-X CSKP-019	
				90.01	Std.	5220A	65.4718A	4713M09000	35433XR	8563DA	900XSY					180297	199657	O/S+ 1mm 60-60054	O/S+.001 60-60061	2249-11N (Intake)	Stroker Crank HR4259 +4mm, 424cc (00-09)			Hot Rods HR8630 (00-08)	Steel Set 634517		Clutch Cover Gasket N14382
<b>DR-Z 400 2000-13 E S</b> Big Bore 94mm 3.700" 94.00mm 434cc 94.50mm 440cc 95.00mm 443cc 95.50mm 450cc 96.00mm 453cc 96.50mm 456cc  <i>COMPLETE CYLINDER KIT INCLUDES BIG BORE CYLINDER, PISTON KIT AND TOP END GASKETS</i>	BB	FL-5430B	5430K-1 (13.5:1)	94.00	.160	12:1 Comp.	12:1 Comp.	12.5:1 Comp.	12:5:1 Comp.	12:1 Comp.	940XSY	12:1 Comp.	Top End C7806-EST (94mm)	Cylinder Works Plated Bore 41001 (434cc, 94mm)	Steel Exhaust 28-34021	Valve Guide IN / EX 60-60060	Hot Cams Camshaft	CC-3403	Stroker Crank HR4259 +4mm, 460cc @94mm	Pro-X 04921	6306RI	49K050 Bearing/Seal Kit	Friction Set 643058	Hub 18-3405 (05-12)	Pro-X CSKP-027		
				94.50	.180		4795M09450		3720XP	8563D400	955XSY	183051			O/S+ 1mm 60-60054	O/S+.001 60-60061	2249-11N (Intake)	2250-1E (Exhaust)	Shim Kit HCSHIM02 (9.48mm)								
				95.00	.200	13.5:1 Comp.	13.5:1 Comp.	13:1 Comp.	955XSY	13:1 Comp.	C7963-EST (95mm)	Iron Bore 41001SL (434cc, 94mm)	O/S+ 1mm 60-60051	Valve Seat Intake 10-SB375	Shim Kit HCSHIM02 (9.48mm)	GS5430 (97mm)	Iron Bore 41001-96SL (453cc, 96mm)	L.A. SLEEVE Complete Kit LAS-41001 (434cc, 94mm)	Cylinder Works Complete Kit 41001-K01 (434cc, 94mm)	L.A. SLEEVE Complete Kit LAS-5430K2 (453cc, 96mm)	Valve Springs 60-60045	Exhaust 10-SB320					
95.50	.220	65.4719.400	13:1 Comp.	243651																							
<b>RMZ-450 2005</b> 449cc Liquid Cooled 95.5mm 3.760"  <i>RESLEEVEING REQUIRED FOR OVERSIZES</i>  <i>COMPLETE KIT INCLUDES CYLINDER, PISTON KIT AND TOP END GASKETS</i>	AC	FL-5601	5601K	95.50	Std.	12:1	12:1 Comp.	12:1 Comp.	12:1 Comp.	955XSY	12:8:1 Comp.	Top End C3102-EST	Top End 35-3405	Athena ATH-1005 (Std. 95.5mm)	2005-06 Titanium Exhaust 28-34051	Valve Guide IN / EX 60-60320	Hot Cams Camshaft 2052-11N (Intake)	CC-3407	HR4077	Pro-X 04914	49K050 Bearing/Seal Kit	Friction Set 643058	Hub 18-3405 (05-12)	Pro-X CSKP-027			
				97.50	.080	5230A	65.4722A	4869M09550		9550ZV	8606DA				975XSY	247591	247594	2052-11N (Intake)	2053-1E (Exhaust)	Shim Kit HCSHIM02		Steel Exhaust 60-60273	O/S+.001 60-60321		2053-1E (Exhaust)	Valve Seat Intake 10-SB375	Steel Intake 60-60270
				98.00	.100	13.5:1 Comp.	13:1 Comp.	13:1 Comp.	13:5:1 Comp.	955XSY	13:5:1 Comp.	C3104-EST (97.5mm)	C3127-EST (98mm)	Athena Complete Kit ATH-005 (Std. 95.5mm)	Steel Exhaust 60-60273	Valve Seat Intake 10-SB375	Shim Kit HCSHIM02										
				95.50	Std.										65.4722.200	65.4722.250	4870M09550	9550ZV	CPM3006A	8616DA	255627	Complete w/ oil seals 37-3405					



HONDA  
HUSQVARN  
KAWASAKI  
KTM  
SUZUKI  
YAMAHA  
VINTAGE  
BIG BORE  
ACCESSORIES  
TECH.



MODEL  
Engine Description  
Cylinder I.D. (mm/in.)



TOP END													VALVE TRAIN			BOTTOM END				CLUTCH									
SLEEVE	REBUILD KIT <small>Sleeve • Piston • Gasket</small>	BORE SIZE	PISTON SIZE	PRO-X PISTON	LAPC PISTON	WISECO PISTON	WISECO RING	CP PISTON	WOSSNER PISTON	WOSSNER RING	JE PISTON	COMETIC GASKET	L.A. SLEEVE GASKET	CYLINDERS <small>AFTERMARKET KITS</small>	VALVE	Valve Spring	VALVE GUIDE	Valve Seat	CAMSHAFT <small>Shim Kit</small>	CAM CHAIN	CRANKSHAFT	CON-ROD KIT	CRANK BEARING	CRANK SEAL KIT	CLUTCH PLATE SET	CLUTCH BASKET	CLUTCH INNER HUB	PRESSURE PLATE	CLUTCH SPRING SET

**SUZUKI FOUR-STROKE (CONTINUED)**

<b>RMZ-450 2006-07</b> 449cc Liquid Cooled 95.5mm 3.760"  <i>RESLEEVEING REQUIRED FOR OVERSIZES</i>  <i>COMPLETE KIT INCLUDES CYLINDER, PISTON KIT AND TOP END GASKETS</i>	AC	FL-5628	5628K	95.50	Std.	12:1	12:1 Comp.	12:1 Comp.	9550ZV	8606DA 8606D200	955XSY 975XSY	12.8:1 Comp. 247591	Top End C3102-EST	Top End 35-3405	Athena <b>ATH-1005 (06)</b> (Std. 95.5mm) <b>ATH-1011 (07)</b> (Std. 95.5mm) Athena Complete Kit <b>ATH-005 (06)</b> (Std. 95.5mm) <b>ATH-011 (07)</b> (Std. 95.5mm)	<b>2006</b> Titanium Exhaust 28-34051 Titanium Intake 28-34052  Steel Exhaust 60-60273  Steel Intake 60-60270  Valve Springs 60-60240  <b>2007</b> Titanium Exhaust 28-34071  Titanium Intake 28-34072	Valve Guide IN / EX 60-60320	Hot Cams Camshaft <b>2006</b> 2052-1IN (Intake)  2053-1E (Exhaust)  <b>2007</b> Stage 1 2081-1IN (Intake) 2082-1E (Exhaust)  Stage 2 2083-2IN (Intake) 2084-2E (Exhaust)  Shim Kit HCSHIM02 (9.48mm)	CC-3407	HR4077	Pro-X 04914	49K050 Bearing/Seal Kit	Friction Set 643058  Steel Set 634527  Hinson Basket 31-230	Hinson Hub / Plate Kit 31-238  Pro-X Hub 18-3405 (05-12)  Plate 18-P3405 (05-07)	Pro-X GSKP-027					
				97.50 98.00	.080 .100	5230A 5238	65.4722A 65.4722.200 65.4722.250	4869M09550																		13.5:1 Comp. 65.4723A	13:1 Comp. 4870M09550	9550ZV	13:1 Comp. CPM3006A	13.5:1 Comp. 8616DA
<b>RM-Z450 2005-07</b> Big Bore to 473cc 98mm 3.858"	AC	FL-5628		98.00	.100		12:1 Comp. 65.4722.250			12.5:1 Comp. CPM3005		12.8:1 Comp. 247954	Top End C3127-EST		L.A. SLEEVE <b>2005-06</b> Iron Bore <b>1005-98SL</b> (473cc, 98mm)  <b>2007</b> Iron Bore <b>1011-98SL</b> (473cc, 98mm)															
<b>RM-Z450 2005-07</b> Big Bore to 490cc 100mm 3.937"				100.00	.180					12:1 Comp. 8606D450	1000ADS	12.8:1 Comp. 247593		Top End GS-A006 (05-06)  GS-A012 (07)	Athena Complete Kit <b>2005-06</b> <b>ATH-006</b> (490cc, 100mm)  <b>2007</b> <b>ATH-012S</b> (490cc, 100mm)															



HONDA  
HUSQVARN  
KAWASAKI  
KTM  
SUZUKI  
YAMAHA  
VINTAGE  
BIG BORE  
ACCESSORIES  
TECH.





MODEL  
Engine Description  
Cylinder I.D. (mm/in.)



TOP END													VALVE TRAIN			BOTTOM END				CLUTCH									
SLEEVE	REBUILD KIT <small>Sleeve • Piston • Gasket</small>	BORE SIZE	PISTON SIZE	PRO-X PISTON	LAPC PISTON	WISECO PISTON	WISECO RING	CP PISTON	WOSSNER PISTON	WOSSNER RING	JE PISTON	COMETIC GASKET	L.A. SLEEVE GASKET	CYLINDERS <small>AFTERMARKET KITS</small>	VALVE	Valve Spring	VALVE GUIDE	Valve Seat	CAMSHAFT <small>Shim Kit</small>	CAM CHAIN	CRANKSHAFT	CON-ROD KIT	CRANK BEARING	CRANK SEAL KIT	CLUTCH PLATE SET	CLUTCH BASKET	CLUTCH INNER HUB	PRESSURE PLATE	CLUTCH SPRING SET

**SUZUKI FOUR-STROKE (CONTINUED)**

<b>RM-2450 2008-12</b> 449cc Liquid Cooled 96mm 3.780"  <i>RESLEEVEING REQUIRED FOR OVERSIZES</i>  <i>COMPLETE KIT INCLUDES CYLINDER, PISTON KIT AND TOP END GASKETS</i>	AC	FL-5699	5699K	96.00	Std.		13:1 Comp.	12.2:1 Comp.	9600ZV	13:1 Comp.	12.2:1 Comp.	960ADS	960ADS	13:1 Comp.	Top End C3233-EST	Top End 35-0595	Athena	Pro-X	Valve Guide	Hot Cams	CC-3407	2008-11 HR4085	Hot Rods HR8661	49K058 Bearing/Seal Kit	Friction Set 643058	Hinson Hub / Plate Kit 31-338	Pro-X CSKP-027			
				96.01	Std.		65.4724A	4953M09600		CPM3020	8716DA						8716DB	ATH-1015 (Std. 96mm)	Titanium Exhaust 28-34081	IN / EX								Camshaft Stage 1	2119-1IN (Intake)	2008-11 Stroker Crank HR4185 +2.5mm 467cc
<b>RM-2450 2008-12</b> Big Bore to 490cc 100mm 3.937"							13.5:1 Comp.	13.2:1 Comp.	9600ZV	13.5:1 Comp.	13.5:1 Comp.	960ADS	960ADS	13.5:1 Comp.			Athena						Pro-X 03.3408							
							65.4725A	4954M09600		CPM3021	8717DA						ATH-015S (Std. 96mm)	Titanium Intake 28-34082	O/S +.001 60-60731	2120-1E (Exhaust)								Stage 2 2121-2IN (Intake)	2122-2E (Exhaust)	Shim Kit HCSHIM02 (9.48mm)
<b>DR, SP-600, 1985-89</b> <b>Djebel</b> 589cc Single 94mm 3.701"	RS	FL-871		95.00	.040		9.7:1 Comp.		3740XH			3780XH	3819XH																	
				96.00	.080		4597M09500	4597M09600		4597M09700	3740XH						3780XH	3819XH												
<b>LS-650 1986-98</b> 640cc Single 95mm 3.740"	RS	FL-5219		95.00	Std.		9.7:1 Comp.		3740XH			3780XH	3819XH																	
				96.00	.040		4597M09500	4597M09600		4597M09700	3740XH						3780XH	3819XH												
<b>DR-650 1990-95</b> 640cc Single 95mm 3.740"	RS	FL-5219		95.00	Std.		9.7:1 Comp.		3740XH			3780XH	3819XH																	
				96.00	.040		4597M09500	4597M09600		4597M09700	3740XH						3780XH	3819XH												
<b>DR-650 SE 1996-13</b> 644cc Single 100mm 3.937"	AC	FL-5309		100.00	Std.				3740XH			3780XH	3819XH			Top End 35-0586														
				101.00	.040		1000XSY	1010XSY		1020XSY	1000XSY						1010XSY	1020XSY	136633	Steel Exhaust 28-30491										Steel Intake 28-30212
<b>V-Strom 650 2004-12</b> 645cc V-Twin Liquid-Cooled 81mm 3.188"	AC	FL-5421		81.00	Std.				3740XH			3780XH	3819XH																	
				102.00	.080		8591DA	8591D100		8591D200	1000XSY						1010XSY	1020XSY	136633	Steel Exhaust 60-60038H										Steel Intake 60-60036H
<b>V-Strom 650 2004-12</b> Big Bore to 744cc 87mm 3.425"		FL-5421B		87.00	.240																									
<b>V-Strom 1000 2003-12</b> 996cc V-Twin Liquid-Cooled 98mm 3.858"	AC	FL-5460		98.00	Std.																									





MODEL  
Engine Description  
Cylinder Bore (mm/in.)



SLEEVE				TOP END										BOTTOM END					CLUTCH			
REBUILD KIT Sleeve • Piston Gasket • Bearing	BORE SIZE	PISTON SIZE	PRO-X PISTON	LAPC PISTON	WISECO PISTON	WISECO RING	WOSSNER PISTON	WOSSNER RING	T.E. BEARING	COMETIC GASKET	L.A. SLEEVE GASKET	CRANKSHAFT	CON-ROD KIT	CON-ROD ASSEMBLY Rod Kit • Bearings • Seals	CRANK BEARING	CRANK SEAL KIT	CLUTCH PLATE SET	CLUTCH BASKET	CLUTCH INNER HUB	PRESSURE PLATE	CLUTCH SPRING SET	

**YAMAHA TWO-STROKE**

<b>PW-50</b> <b>QT-50</b> <b>MJ-50</b> 49cc 40mm	All Years All Years All Years				40.00 40.25 40.50 40.75 41.00 41.50 42.00	Std. .010 .020 .030 .040 .060 .080	7260 7261 7262 7263 7264		653M04000 653M04050 653M04100 653M04150 653M04200	1574CD 1594CD 1614CD 1634CD 1654CD						Top End C7266 (PW)	Complete with Oil Seals 37-1601 (PW)		Pro-X 32008								
<b>PW-80</b> <b>BW-80</b> 79cc 47mm	All Years				47.00 47.25 47.50 47.75 48.00 48.50 49.00	Std. .010 .020 .030 .040 .060 .080	7270 7271 7272 7273 7274		649M04700 649M04750 649M04800 649M04850 649M04900	1850CD 1869CD 1890CD 1929CD						Top End C7251	Complete with Oil Seals 37-1615 (PW)		Pro-X 04991		6205C3						
<b>YZ-80 L</b> <b>(No. 39K)</b> 82.5cc Liquid Cooled 48mm	1984	CI	YA-888		48.00 48.50 49.00	Std. .020 .040											Top End C7106		Pro-X 04992	39-4992	6204C3	094280	Friction 621035				
<b>YZ-80 N</b> <b>(No. 58T)</b> 82.5cc Liquid Cooled 48mm	1985	CI	YA-888	888K	48.00 48.50 49.00 49.50 50.00	Std. .020 .040 .060 .080				520M04800 520M04850 520M04900 520M04950 520M05000	1890CS 1909CS 1929CS 1949CS 1969CS						Top End C7076		Pro-X 04992	39-4992	6204C3	094280	Friction 621035				
<b>YZ-80 S</b> <b>(No. 1LR)</b> 82.5cc Liquid Cooled 48mm	1986	CI	YA-978	978K	48.00 48.50 49.00 49.50 50.00	Std. .020 .040 .060 .080				520M04800 520M04850 520M04900 520M04950 520M05000	1890CS 1909CS 1929CS 1949CS 1969CS						Top End C7080	Top End 35-0612 Complete with Oil Seals 37-1612	Pro-X 04978	39-4978	6204C3	094280	Friction 621036				
<b>YZ-80 T</b> <b>(No. 2HF)</b> 82.5cc Liquid Cooled 48mm	1987	CI	YA-5056	5056K-2	48.00 48.50 49.00 49.50 50.00	Std. .020 .040 .060 .080				520M04800 520M04850 520M04900 520M04950 520M05000	1890CS 1909CS 1929CS 1949CS 1969CS						Top End C7080	Top End 35-0612 Complete with Oil Seals 37-1612	Pro-X 04978	39-4978	6204C3	094280	Friction 621036				
<b>YZ-80 V,W,B</b> 82.5cc Liquid Cooled 48mm	1988-92	CI	YA-5056	5056K (88-90) 5056K-1 (91-92)	48.00 48.50 49.00 49.50 50.00	Std. .020 .040 .060 .080				569M04800 569M04850 569M04900 569M04950 569M05000	1890CS 1909CS 1929CS 1949CS 1969CS						Top End C7080	Top End 35-0612 Complete with Oil Seals 37-1612	Pro-X 04978	39-4978	6204C3	094280	Friction 621036				
<b>YZ-80</b> <b>(No. 4ES)</b> 82.9cc Liquid Cooled 47mm CYLINDER SLEEVING REQUIRED FOR OVERSIZES	1993-01	AC	YA-5183	5183K	47.00 47.50 48.00 48.50 49.00	Std. .020 .040 .060 .080			65.7109B	646M04700 646M04750 646M04800 646M04900	1850CS 1869CS 1890CS 1929CS	8188DA 8188D050 8188D100 8188D150 8188D200	RSB4700 RSB4750 RSB4800 RSB4850 RSB4900	T.E. Bearing 01403			Top End C7137	Top End 35-2113 Complete with Oil Seals 37-2113	HR4033	Pro-X 04979 Hot Rods HR8126	39-4979	Left 6204C3 Right 6304C3	094280	Friction 621036 (93-94) 621037 (95-01) Hinson Basket 31-048		Pro-X CSKP-028 (93-94) CSKP-029 (95-01)	



HONDA  
HUSQVARN  
KAWASAKI  
KTM  
SUZUKI  
YAMAHA  
VINTAGE  
BIG BORE  
ACCESSORIES  
TECH.





MODEL  
Engine Description  
Cylinder Bore (mm/in.)



TOP END													BOTTOM END					CLUTCH				
SLEEVE	REBUILD KIT Sleeve • Piston Gasket • Bearing	BORE SIZE	PISTON SIZE	PRO-X PISTON	LAPC PISTON	WISECO PISTON	WISECO RING	WOSSNER PISTON	WOSSNER RING	T.E. BEARING	COMETIC GASKET	L.A. SLEEVE GASKET	CRANKSHAFT	CON-ROD KIT	CON-ROD ASSEMBLY Rod Kit • Bearings • Seals	CRANK BEARING	CRANK SEAL KIT	CLUTCH PLATE SET	CLUTCH BASKET	CLUTCH INNER HUB	PRESSURE PLATE	CLUTCH SPRING SET

**YAMAHA TWO-STROKE (CONTINUED)**

<b>YZ-85 2002-13</b> (No. 5PA) 85cc Liquid Cooled 47.5mm 1.870" CYLINDER SLEEVING REQUIRED FOR OVERSIZES	AC	YA-5476	5476K	47.50 47.51 48.00 48.50 49.00	Std. Std. .020 .040 .080	2112A 2112B	65.5008A 65.5008B	805M04750 805M04800 805M04850 805M04950	1869CS 1890CS 1909CS 1949CS	8104DA 8104DB	RSB4750 RSB4750	T.E. Bearing 01403	Top End C7851	Top End 35-2112 Complete with Oil Seals 37-2112	HR4034	Pro-X 04979 Hot Rods HR8126	39-4979	Left 6204C3 Right 6304C3	094280	Friction 621037 Hinson Basket 31-159	Hinson Hub 31-380 Hinson Plate 31-379	Pro-X CSKP-029
<b>YZ-125 V 1989</b> (No. 3JD) 123cc Liquid Cooled 56mm 2.205" CYLINDER SLEEVING REQUIRED FOR OVERSIZES	AC	YA-5094	5094K	56.00 57.00	Std. .040			582M05600 582M05700	2205CS 2244CS			T.E. Bearing 01202	Top End C7083		Pro-X 04994	39-4994	6322X	094283	Friction 622052 + 622035			
<b>YZ-125 W 1990</b> (No. 3SR) 124cc Liquid Cooled 56mm 2.205" CYLINDER SLEEVING REQUIRED FOR OVERSIZES	AC	YA-5120	5120K	56.00 56.50 57.00	Std. .020 .040	7210D		594M05600 594M05700	2205CS 2244CS	8114DA	RSB5600	T.E. Bearing 01202	Top End C7084		Pro-X 04994	39-4994	6322X	094283	Friction 622052 + 622035			
<b>YZ-125 B-1 1991</b> (No. 3XJ) 124cc Liquid Cooled 56mm 2.205" CYLINDER SLEEVING REQUIRED FOR OVERSIZES	AC	YA-5118	5118K	56.00 56.50 57.00	Std. .020 .040	7210D		594M05600 594M05700	2205CS 2244CS	8114DA	RSB5600	T.E. Bearing 01202	Top End C7084		Pro-X 04994	39-4994	6322X	094283	Friction 622067			
<b>YZ-125 YPVS 1992</b> (No. 4DB) 124cc Liquid Cooled 56mm 2.205" CYLINDER SLEEVING REQUIRED FOR OVERSIZES	AC	YA-5141	5141K	56.00 56.50 57.00	Std. .020 .040	7210D		594M05600 594M05700	2205CS 2244CS	8114DA	RSB5600	T.E. Bearing 01202	Top End C7139	Complete with Oil Seals 37-1634	Pro-X 04994	39-4994	6322X	094283	Friction 622067			
<b>YZ-125 1993</b> (No. 4EX) 124cc Liquid Cooled 56mm 2.205" CYLINDER SLEEVING REQUIRED FOR OVERSIZES	AC	YA-5184	5184K	56.00 56.50 57.00	Std. .020 .040	7210D		629M05600 629M05700	2205CS 2244CS	8114DA	RSB5600	T.E. Bearing 01202	Top End C7139	Complete with Oil Seals 37-1635	Pro-X 04994	39-4994	6322X	094283	Friction 622068 Hinson Basket 31-053	Hinson Hub 31-071 Hinson Plate 31-070	Pro-X CSKP-030	
<b>YZ-125 1994-95</b> (No. 4JY, 4PE) 124cc Liquid Cooled 54mm 2.126" CYLINDER SLEEVING REQUIRED FOR OVERSIZES	AC	YA-5257	5257K	54.00 54.01 54.50 55.00 56.00	Std. Std. .020 .040 .080	7214A 7214B		647M05400 647M05450 647M05500 647M05600	2126CS 2146CS 2165CS 2205CS	8116DA 8116D050 8116D100 8116D200	RSB5400 RSB5450 RSB5500 RSB5600	T.E. Bearing 01202	Top End C7158	Top End 35-2214 Complete with Oil Seals 37-2214	Pro-X 04994	39-4994	6322X	094283	Friction 622068 Hinson Basket 31-053	Hinson Hub 31-071 Hinson Plate 31-070	Pro-X CSKP-030	



HONDA  
HUSQVARN  
KAWASAKI  
KTM  
SUZUKI  
YAMAHA  
VINTAGE  
BIG BORE  
ACCESSORIES  
TECH.



MODEL  
Engine Description  
Cylinder Bore (mm/in.)



TOP END													BOTTOM END					CLUTCH				
SLEEVE	REBUILD KIT Sleeve • Piston Gasket • Bearing	BORE SIZE	PISTON SIZE	PRO-X PISTON	LAPC PISTON	WISECO PISTON	WISECO RING	WOSSNER PISTON	WOSSNER RING	T.E. BEARING	COMETIC GASKET	L.A. SLEEVE GASKET	CRANKSHAFT	CON-ROD KIT	CON-ROD ASSEMBLY Rod Kit • Bearings • Seals	CRANK BEARING	CRANK SEAL KIT	CLUTCH PLATE SET	CLUTCH BASKET	CLUTCH INNER HUB	PRESSURE PLATE	CLUTCH SPRING SET

**YAMAHA TWO-STROKE (CONTINUED)**

<b>YZ-125 1996</b> (No. 4SS) 124cc Liquid Cooled 54mm 2.126" CYLINDER SLEEVING REQUIRED FOR OVERSIZES	AC	YA-5348	5311K	54.00 54.01 54.50 55.00 56.00	Std. Std. .020 .040 .080	7214A 7214B		647M05400	2126CS	8116DA	RSB5400	T.E. Bearing 01202		Top End C7158	Top End 35-2214 Complete with Oil Seals 37-2214		Pro-X 04994	39-4994	6322X	094283	Friction 622068 Hinson Basket 31-053	Hinson Hub 31-071 Hinson Plate 31-070	Pro-X CSKP-030
<b>YZ-125 1997</b> (No. 4SS) 124cc Liquid Cooled 54mm 2.126" CYLINDER SLEEVING	AC	YA-5348	5311K-1	54.00 54.01 54.50 55.00 56.00	Std. Std. .020 .040 .080	7215A 7215B 7215E50 7215F100	65.5107A 65.5107B 65.5107.050 65.5107.100	693M05400	2126CS	8117DA	RSB5400	T.E. Bearing 01205		Top End C7158	Top End 35-2214 Complete with Oil Seals 37-2214		Pro-X 04990	39-4994	6322X	094283	Friction 622068 Hinson Basket 31-053	Hinson Hub 31-071 Hinson Plate 31-070	Pro-X CSKP-030
<b>YZ-125 1998</b> (No. 4SS) 124cc Liquid Cooled 54mm 2.126" CYLINDER SLEEVING REQUIRED FOR OVERSIZES	AC	YA-5348	5348K	54.00 54.01 54.50 55.00 56.00	Std. Std. .020 .040 .080	7215A 7215B 7215E50 7215F100	65.5107A 65.5107B 65.5107.050 65.5107.100	726M05400	2126CST	8091DA 8091DB	RSB5400 RSB5400	T.E. Bearing 01205 (98-00)		Top End C7399	Top End 35-2218 Complete with Oil Seals 37-2218	HR4035	Pro-X 04990	39-4990	6322X	094286	Friction 622068 Hinson Basket 31-053	Hinson Hub 31-071 Hinson Plate 31-070	Pro-X CSKP-030
<b>YZ-125 1999-01</b> (5ET, 5HD, 5MV) 124cc Liquid Cooled 54mm 2.126" CYLINDER SLEEVING REQUIRED FOR OVERSIZES	AC	YA-5378	5378K (99-00)  5378K-1 (2001)	54.00 54.01 54.50 55.00 56.00	Std. Std. .020 .040 .080	7215A 7215B 7215E50 7215F100	65.5107A 65.5107B 65.5107.050 65.5107.100	726M05400	2126CST	8091DA 8091DB	RSB5400 RSB5400	T.E. Bearing 01205 (99-00)  01152 (01)		Top End C7399 (99-00)  C7853 (01)	Top End 35-2218 Complete with Oil Seals 37-2218 (99-00)	HR4035 (99-00) HR4036 (01)	Pro-X 04990 (99-00)  04920 (01)	39-4990 (99-00) 39-4920 (01)	6322X	094286 (99-00) 094290 (01)	Friction 622068 Hinson Basket 31-053	Hinson Hub 31-071 Hinson Plate 31-070	Pro-X CSKP-030
<b>YZ-125 2002</b> (No. 5NY) 124cc Liquid Cooled 54mm 2.126" CYLINDER SLEEVING REQUIRED FOR OVERSIZES	AC	YA-5470	5470K	54.00 54.01 54.50 55.00 56.00	Std. Std. .020 .040 .080	2222A 2222B	65.5108A 65.5108B	797M05400	2126CST	8072DA 8072DB	RSB5400 RSB5400	T.E. Bearing 01152		Top End C7853	Top End 35-2222 Complete with Oil Seals 37-2222	HR4036	Pro-X 04920	39-4920	6322X	094290	Friction 622068 Hinson Basket 31-053	Hinson Hub 31-071 Hinson Plate 31-070	Pro-X CSKP-031
<b>YZ-125 2003</b> (No. 5UN) 124cc Liquid Cooled 54mm 2.126" CYLINDER SLEEVING REQUIRED FOR OVERSIZES	AC	YA-5487	5487K	54.00 54.01 54.50 55.00 56.00	Std. Std. .020 .040 .080	2222A 2222B	65.5108A 65.5108B	797M05400	2126CST	8072DA 8072DB	RSB5400 RSB5400	T.E. Bearing 01152		Top End C7936	Top End 35-2222 Complete with Oil Seals 37-2222	HR4036	Pro-X 04920	39-4920	6322X	094290	Friction 622068 Hinson Basket 31-053	Hinson Hub 31-071 Hinson Plate 31-070	Pro-X CSKP-031
<b>YZ-125 2004</b> (No. 5XE) 124cc Liquid Cooled 54mm 2.126" CYLINDER SLEEVING REQUIRED FOR OVERSIZES	AC	YA-5533	5533K	54.00 54.01 54.50 55.00 56.00	Std. Std. .020 .040 .080	2222A 2222B	65.5108A 65.5108B	797M05400	2126CST	8072DA 8072DB	RSB5400 RSB5400	T.E. Bearing 01152		Top End C7936	Top End 35-2222 Complete with Oil Seals 37-2222	HR4036	Pro-X 04920	39-4920	6322X	094290	Friction 622068 Hinson Basket 31-053	Hinson Hub 31-071 Hinson Plate 31-070	Pro-X CSKP-031



HONDA  
HUSQVARN  
KAWASAKI  
KTM  
SUZUKI  
YAMAHA  
VINTAGE  
BIG BORE  
ACCESSORIES  
TECH.






MODEL  
Engine Description  
Cylinder Bore (mm/in.)



TOP END														BOTTOM END					CLUTCH			
SLEEVE	REBUILD KIT Sleeve • Piston Gasket • Bearing	BORE SIZE	PISTON SIZE	PRO-X PISTON	LAPC PISTON	WISECO PISTON	WISECO RING	WOSSNER PISTON	WOSSNER RING	T.E. BEARING	COMETIC GASKET	L.A. SLEEVE GASKET	CRANKSHAFT	CON-ROD KIT	CON-ROD ASSEMBLY Rod Kit • Bearings • Seals	CRANK BEARING	CRANK SEAL KIT	CLUTCH PLATE SET	CLUTCH BASKET	CLUTCH INNER HUB	PRESSURE PLATE	CLUTCH SPRING SET

**YAMAHA TWO-STROKE (CONTINUED)**

<b>YZ-125 2005-13 (No. 1C3)</b> 124cc Liquid Cooled 54mm 2.126" CYLINDER SLEEVING REQUIRED FOR OVERSIZES	AC	YA-5533	5533K-1	54.00 54.01 56.00	Std. Std. .080	2225A 2225B	65.5109A 65.5109B	845M05400 845M05600	2126CS 2205CS	8160DA 8160DB 8160D200	RSB5400 RSB5400 RSB5600	T.E. Bearing 01152	Top End C3105	Top End 35-2225 Complete with Oil Seals 37-2225	HR4054	Pro-X 04916	39-4916	6322X	094291	Friction 622068 Hinson Basket 31-240	Hinson Hub 31-071 Hinson Plate 31-070	Pro-X CSKP-030
<b>YZ-125 2005-13 Big Bore to 144cc</b> 58mm 2.283" HEAD & POWER VALVE MODIFICATION REQUIRED CYLINDER SLEEVING REQUIRED		YA-5533B		58.00	.160			846M05800	2284CS	8160D400	RSB5800	T.E. Bearing 01152	Top End C3105	Top End 35-2225 Complete with Oil Seals 37-2225								
<b>RT-180 1990-98 (No. 5L9)</b> 176cc Single 64.5mm 2.539"	CI	YA-5134		64.50 65.00 65.50	Std. .020 .040			772M06450 772M06500 772M06550	2539CD 2559CD 2579CD						Pro-X 04302							
<b>DT-200 1990-92 YVPS (No. 3ET)</b> 195cc Liquid Cooled Case Reed 66mm 2.598"	CI	YA-5162	5162K	66.00 66.50 67.00 67.50 68.00	Std. .020 .040 .060 .080			599M06600 599M06650 599M06700 599M06750 599M06800	2598CD 2618CD 2638CD 2658CD 2677CD			T.E. Bearing 01310	Top End C7142									
<b>WR-200 1991-95 (No. 3XP)</b> 223cc Single 66.8mm 2.630" CYLINDER SLEEVING REQUIRED FOR OVERSIZES	AC	YA-5137		66.80 67.00 67.50 68.00 68.50	Std. .008 .028 .047 .067			818M06680 818M06700 818M06750 818M06800 818M06850	2628CD 2638CD 2658CD 2677CD 2697CD				Top End C7142				6305RI	094963 (92)				
<b>YZ-250 K 1983 (No. 24Y)</b> 246cc Liquid Cooled 68mm 2.677" POWER VALVE MUST BE MODIFIED TO USE .040 OVERSIZE PISTON AND LARGER SPECIAL HEAVY O.D. TO REPAIR BROKEN CYLINDER SKIRTS	CI	YA-810	810K	68.00 68.25 68.50 68.75 69.00 69.25 69.50 69.75 70.00	Std. .010 .020 .030 .040 .050 .060 .070 .080	2640 2642 2643 2644 2645 2646 2647 2637 2638		560M06800 560M06850 560M06900 560M06950 560M07000	2677CD 2697CD 2717CD 2736CD 2756CD			T.E. Bearing 01251		Complete with Oil Seals 37-1660	Pro-X 04981 Hot Rods HR8106	39-4284B	6206C3	094284	Friction 623047			
<b>YZ-250 L 1984 (No. 39X)</b> 246cc Liquid Cooled 68mm 2.677" POWER VALVE MUST BE MODIFIED TO USE .040 OVERSIZE PISTON AND LARGER	CS	YA-810H																				
<b>YZ-250 L 1984 (No. 39X)</b> 246cc Liquid Cooled 68mm 2.677" POWER VALVE MUST BE MODIFIED TO USE .040 OVERSIZE PISTON AND LARGER	CS	YA-877		68.00 68.25 68.50 68.75 69.00 69.25 69.50 69.75 70.00	Std. .010 .020 .030 .040 .050 .060 .070 .080	2640 2642 2643 2644 2645 2646 2647 2637 2638		560M06800 560M06850 560M06900 560M06950 560M07000	2677CD 2697CD 2717CD 2736CD 2756CD			T.E. Bearing 01251		Complete with Oil Seals 37-1660	Pro-X 04981 Hot Rods HR8106	39-4284B	6206C3	094284	Friction 623047			



HONDA  
HUSQVARN  
KAWASAKI  
KTM  
SUZUKI  
YAMAHA  
VINTAGE  
BIG BORE  
ACCESSORIES  
TECH.









**MODEL**  
Engine Description  
Cylinder Bore (mm/in.)



TOP END													BOTTOM END					CLUTCH				
SLEEVE	REBUILD KIT Sleeve • Piston Gasket • Bearing	BORE SIZE	PISTON SIZE	PRO-X PISTON	LAPC PISTON	WISECO PISTON	WISECO RING	WOSSNER PISTON	WOSSNER RING	T.E. BEARING	COMETIC GASKET	L.A. SLEEVE GASKET	CRANKSHAFT	CON-ROD KIT	CON-ROD ASSEMBLY Rod Kit • Bearings • Seals	CRANK BEARING	CRANK SEAL KIT	CLUTCH PLATE SET	CLUTCH BASKET	CLUTCH INNER HUB	PRESSURE PLATE	CLUTCH SPRING SET

**YAMAHA TWO-STROKE (CONTINUED)**

<b>YZ-250 1998</b> (No. 4XL) 249cc Liquid Cooled 68mm 2.677"  <small>CYLINDER SLEEVING REQUIRED FOR OVERSIZES</small>  <small>POWER VALVE MUST BE MODIFIED TO USE .040 OVERSIZE PISTON AND LARGER</small>	AC	YA-5352	5352K	68.00	Std.	7080B		677M06800	2677CD	8023DA	RDB6800	T.E. Bearing 01251		Top End C7337	Top End 35-2317 Complete with Oil Seals 37-1667	Pro-X 04968 Hot Rods HR8107	39-4287	6328C3	094287	Friction 623068 Hinson Basket 31-054	Hinson Hub 31-073 Hinson Plate 31-072	Pro-X CSKP-032			
				68.50	.020	7072		677M06850	2697CD	8023D050	RDB6850														
				68.75	.030	7073																			
				69.00	.040			677M06900	2717CD	8023D100	RDB6900														
				69.25	.050	7075																			
				69.50	.060	7076																			
				70.00	.080			677M07000	2756CD	8023D200	RDB7000														
<b>YZ-250 1999-13</b> (5CU, 5MW, 5UP) 249cc Liquid Cooled 66.4mm 2.614"  <small>CYLINDER SLEEVING REQUIRED FOR OVERSIZES</small>	AC	YA-5377	5377K (99-01) 5377K-1 (02-13)	66.40	Std.	7130A	65.5215A	804M06640	2614CD	8216DA	RDB6640	T.E. Bearing 01209		Top End C7507 (99-01) C7855 (02-09)	Top End 35-2319 (99-01) 35-2320 (02-13)  Complete with Oil Seals 37-2319 (99-00) 37-1669 (01) 37-2320 (02-13)	Pro-X 04942 Hot Rods HR8156	39-4288 (99-00) 39-4942 (01-13)	6328C3	094288 (99-00) 094289 (01-13)	Friction 623068 Hinson Basket 31-054	Hinson Hub 31-073 Hinson Plate 31-072 (99) 31-099 (00-13)	Pro-X CSKP-032 (99-01) CSKP-033 (02-13)			
				66.41	Std.	7130B	65.5215B																		
				67.00	.023	7130E60	65.5215.050																		
				67.50	.043	7130F110	65.5215.100	804M06850 (99-01)	2697CD																
				68.50	.083		65.5215.200																		
				66.40	Std.			804M06640	2614CD	8217DA (Single Ring)	RSB6640														
				67.00	.023			804M06700	2638CD																
				67.50	.043			804M06750	2658CD																
				68.50	.083			804M06850 (02-13)	2697CD																
<b>WR-250 1994-97</b> (No. 4JX) 249cc Liquid Cooled 68mm 2.677"  <small>CYLINDER SLEEVING REQUIRED FOR OVERSIZES</small>	AC	YA-5258	5258K (94)	68.00	Std.	7080B		677M06800	2677CD	8023DA	RDB6800	T.E. Bearing 01251		Top End C7113 (94)		Pro-X 04968 Hot Rods HR8107	39-4968	6328C3	094285	Friction 623068 Hinson Basket 31-054		Pro-X CSKP-032			
				68.50	.020	7072		677M06850	2697CD	8023D050	RDB6850														
				68.75	.030	7073																			
				69.00	.040			677M06900	2717CD	8023D100	RDB6900														
				69.25	.050	7075																			
				69.50	.060	7076																			
				70.00	.080			677M07000	2756CD	8023D200	RDB7000														
<b>WR-500 1991-93</b> 487cc 2-Stroke 87mm 3.425"	CS	YA-5138	5138K	87.00	Std.			546M08700	3425TD			T.E. Bearing 01251		Top End C7090				6306C3	094284	Friction 623047					
				87.50	.020			546M08750	3445TD																
				88.00	.040			546M08800	3465TD																
				88.50	.060			546M08850	3484TD																
				89.00	.080			546M08900	3504TD																



HONDA HUSQVARN KAWASAKI KTM SUZUKI YAMAHA VINTAGE BIG BORE ACCESSORIES TECH.







MODEL  
Engine Description  
Cylinder I.D. (mm/in.)



**YAMAHA FOUR-STROKE (CONTINUED)**

TOP END												VALVE TRAIN				BOTTOM END				CLUTCH											
SLEEVE	REBUILD KIT <small>Sleeve • Piston • Gasket</small>	BORE SIZE	PISTON SIZE	PRO-X PISTON	LAPC PISTON	WISECO PISTON	WISECO RING	CP PISTON	WOSSNER PISTON	WOSSNER RING	JE PISTON	COMETIC GASKET	L.A. SLEEVE GASKET	CYLINDERS AFTERMARKET KITS	VALVE	Valve Spring	VALVE GUIDE	Valve Seat	CAMSHAFT <small>Shim Kit</small>	CAM CHAIN	CRANKSHAFT	CON-ROD KIT	CRANK BEARING	CRANK SEAL KIT	CLUTCH PLATE SET	CLUTCH BASKET	CLUTCH INNER HUB	PRESSURE PLATE	CLUTCH SPRING SET		
<b>YZ, WR-250F 2001-02 (5NL)</b>	AC YA-5463	5463K													Top End C7905-EST	Top End 35-2401	Cylinder Works <b>20002</b> (Std. 77mm)	Titanium Exhaust 2X 28-24011	Valve Guide Intake 80-80080	Hot Cams Stage 1 4012-1IN (Intake)	CC-2402	2003 HR4049	Pro-X 04930 (01-02)	830046		Friction Set 622069	Hinson Hub 31-142	Pro-X CSKP-034			
<b>YZ, WR-250F 2003 (5UL)</b>	AC YA-5515	5515K	77.00 79.00	Std. .080	7160A	12.5:1 Comp. 65.5601A	12.7:1 Comp. 4872M07700	7700XU 3110XG	13:1 Comp. CPM1028C	12.7:1 Comp. 8559DA 8559D200	770XAS 790XMS																				
<b>YZ, WR-250F 2004 (5XC)</b> 249cc Liquid Cooled 77mm 3.031" <i>RESLEEVEING REQUIRED FOR OVERSIZES</i> <i>COMPLETE KIT INCLUDES CYLINDER, PISTON KIT AND TOP END GASKETS</i>	AC YA-5536	5536K	77.00 79.00	Std. .080		13.5:1 Comp. 65.5602A	13.5:1 Comp. 4858M07700	7700YC	13.5:1 Comp. CPM1029C	13.8:1 Comp. 8572DA 8572D200 (2-Ring)	770XAS 790XMS	13.5:1 Comp. 221798																			
<b>YZ-250F 2001-04 WR-250F 2001-04</b> Big Bore to 270cc 80mm 3.150" Big Bore to 290cc 83mm 3.268" <i>L.A. SLEEVE COMPLETE BIG BORE KIT INCLUDES BIG BORE CYLINDER, CAMS, PISTON KIT AND TOP END GASKETS</i> <i>ATHENA COMPLETE KIT INCLUDES BIG BORE CYLINDER, PISTON KIT AND TOP END GASKETS CASE BORING REQUIRED</i> <i>CYLINDER WORKS COMPLETE KIT INCLUDES BIG BORE CYLINDER, PISTON KIT AND TOP END GASKETS</i>	BB YA-5536B		80.00 83.00	.120 .240		13.1 Comp. 65.5601.300	13:1 Comp. 4982M08300	3268XG		13.8:1 Comp. 8572D300	800XDS	13:1 Comp. 221797			Top End C3059-EST (81mm) C3061-EST (83mm)		Cylinder Works Plated Bore <b>21002</b> (270cc, 80mm) L.A. SLEEVE Complete Kit <b>CK-5536-1</b> (270cc, 80mm) Athena Complete Kit <b>ATH-012Y</b> (290cc, 83mm) Case Boring Required Cylinder Works Complete Kit <b>21002-K01</b> (270cc, 80mm)														



HONDA HUSQVARNIA KAWASAKI KTM SUZUKI YAMAHA VINTAGE BIG BORE ACCESSORIES TECH.





MODEL  
Engine Description  
Cylinder I.D. (mm/in.)



**YAMAHA FOUR-STROKE (CONTINUED)**

TOP END										VALVE TRAIN				BOTTOM END				CLUTCH																		
SLEEVE	REBUILD KIT Sleeve • Piston • Gasket	BORE SIZE	PISTON SIZE	PRO-X PISTON	LAPC PISTON	WISECO PISTON	WISECO RING	CP PISTON	WOSSNER PISTON	WOSSNER RING	JE PISTON	COMETIC GASKET	L.A. SLEEVE GASKET	CYLINDERS AFTERMARKET KITS	VALVE	Valve Spring	VALVE GUIDE	Valve Seat	CAMSHAFT Shim Kit	CAM CHAIN	CRANKSHAFT	CON-ROD KIT	CRANK BEARING	CRANK SEAL KIT	CLUTCH PLATE SET	CLUTCH BASKET	CLUTCH INNER HUB	PRESSURE PLATE	CLUTCH SPRING SET							
<b>YZ-250F 2005-13</b> <b>WR-250F (5XC)</b> 249cc Liquid Cooled 77mm 3.031"  <i>RESLEEVEING REQUIRED FOR OVERSIZES</i>  <i>COMPLETE KIT INCLUDES CYLINDER, PISTON KIT AND TOP END GASKETS</i>	AC	YA-5536	5536K	77.00	Std.	2005-12 13:1 Comp. 65.5603A	2005-07 12.5:1 Comp. 4882M07700	7700XU	2005-12 12.8:1 Comp. CPMX1032C CPMX1036C	2005-07 12.5:1 Comp. 8614DA 8614D200	770XAS 790XMS	2005-12 C7905-EST	Top End C3057-EST (79mm)	Top End 35-2401	Cylinder Works Plated Bore <b>20002</b> (Std. 77mm)	Titanium Exhaust 2X 28-24011	Valve Guide Intake 80-80080	Hot Cams Camshaft Stage 4012-11N (Intake)	CC-2402	HR4049	Pro-X 04936	830046	49K021 Bearing/Seal Kit	Friction Kit 622069 (04-07)	Hinson Hub 31-142	Pro-X CSKP-034 (04-07)										
				77.00	Std.		13.5:1 Comp. 4881M07700	7700YC	2005-12 13.5:1 Comp. CPM1034C	2005-07 13.5:1 Comp. 8612DA	770XAS	2005-12 13.5:1 Comp. 247937			Complete w/ oil seals 37-2401 (YZ-F) 37-1678 (WR-F)	Titanium Intake 1X 28-24012	O/S+.001 80-80081	Exhaust 80-80090	Stage 2 4020-1E (Exhaust)	Stroker Crank HR4149 +3mm, 264cc					623089 (08-12)	Hinson Plate 31-070	CSKP-030 (08-12)									
				77.00	Std.		2008-11 13.5:1 Comp. 4952M07700 4952M07900	7700XG 3110XG		2008-12 13.5:1 Comp. 8712DA	770XAS					Cylinder Works <b>YZ-250F</b> 2005-07 Complete Kit <b>20002-K02</b> (Std. 77mm)	Titanium Intake 2X 28-24013	O/S+.001 80-80091	Exhaust 80-80077	Stage 2 4054-2IN (Intake)							Hinson Basket 31-141 (04-08)									
				77.00	Std.		14:1 Comp. 65.5604A	4976M07700	7700YC	14.25:1 Comp. CPMX1135C (Full Race)	14:1 Comp. 8713DA	770XAS	14:1 Comp. 274182						Steel Exhaust 80-80077	Valve Seat Intake 10-SB240	4055-2E (Exhaust)															
				77.00	Std.		2012-13 13.5:1 Comp. 40072M07700	7700XU										2008-12 <b>20002-K03</b>  <b>WR-250F</b> 2005-12 Complete Kit <b>20002-K02</b> (Std. 77mm)	Steel Intake 1X 80-80075	Exhaust 10-SB280	Shim Kit HCSHIM01															
<b>YZ-250F 2005-12</b> Big Bore to 270cc 80mm 3.150" Big Bore to 290cc 83mm 3.268"  <i>L.A. SLEEVE COMPLETE BIG BORE KIT INCLUDES BIG BORE CYLINDER, CAMS, PISTON KIT AND TOP END GASKETS</i>  <i>CYLINDER WORKS COMPLETE KIT INCLUDES BIG BORE CYLINDER, PISTON KIT AND TOP END GASKETS</i>  <i>ATHENA COMPLETE KIT INCLUDES BIG BORE CYLINDER, PISTON KIT AND TOP END GASKETS CASE BORING REQUIRED.</i>	AC	YA-5536B	LAS-5536	80.00	.120	13:1 Comp. 65.5603.300			13.5:1 Comp. CPMX1050C	13.5:1 Comp. 8612D300 (05-07)	800XDS	13:1 Comp. 247940	Top End C3059-EST (81mm)		Cylinder Works Plated Bore <b>21002</b> (270cc, 80mm)	Titanium Exhaust 2X 28-24011	Hot Cams Camshaft Stage 2 4054-2IN (Intake)	CC-2402	HR4049	Pro-X 04936		49K021 Bearing/Seal Kit	Friction Kit 622069 (04-07)	Hinson Hub 31-142	Pro-X CSKP-034 (04-07)											
				80.00	.120					14:1 Comp. 8713D300 (08-12)	800XDS					C3061-EST (83mm)		Iron Bore <b>21002SL</b> (270cc, 80mm)	Titanium Intake 1X 28-24012	4055-2E (Exhaust)																
				83.00	.240		13:1 Comp. 65.5603.600	12.5:1 Comp. 4982M08300	3268ZG									L.A. SLEEVE Complete Kit Plated Bore <b>CK-5536</b> (270cc, 80mm)	Titanium Intake 2X 28-24013																	
															Complete Kit Iron Bore <b>CK-5536SL</b> (270cc, 80mm)	Valve Springs 80-80066																				
															Cylinder Works Complete Kit <b>21002-K01</b> (270cc, 80mm)																					
															Athena 2005-07 Complete Kit <b>ATH-012Y</b> (*290cc, 83mm)																					
															2008-11 <b>ATH-026Y</b> (*290cc, 83mm) *Case Boring Required																					



HONDA HUSQVARNA KAWASAKI KTM SUZUKI YAMAHA VINTAGE BIG BORE ACCESSORIES TECH.







MODEL  
Engine Description  
Cylinder I.D. (mm/in.)



TOP END														VALVE TRAIN			BOTTOM END				CLUTCH								
SLEEVE	REBUILD KIT <small>Sleeve • Piston • Gasket</small>	BORE SIZE	PISTON SIZE	PRO-X PISTON	LAPC PISTON	WISECO PISTON	WISECO RING	CP PISTON	WOSSNER PISTON	WOSSNER RING	JE PISTON	COMETIC GASKET	L.A. SLEEVE GASKET	CYLINDERS AFTERMARKET KITS	VALVE	Valve Spring	VALVE GUIDE	Valve Seat	CAMSHAFT <small>Shim Kit</small>	CAM CHAIN	CRANKSHAFT	CON-ROD KIT	CRANK BEARING	CRANK SEAL KIT	CLUTCH PLATE SET	CLUTCH BASKET	CLUTCH INNER HUB	PRESSURE PLATE	CLUTCH SPRING SET

**YAMAHA FOUR-STROKE (CONTINUED)**

<b>YZ-450F 2003-05 (5TA)</b> <b>WR-450F 2003-06 (5TA)</b> 449cc Liquid Cooled 95mm 3.740"  <i>RESLEEVEING REQUIRED FOR OVERSIZES</i>  <i>CYL. WORKS COMPLETE KIT INCLUDES CYLINDER, PISTON KIT AND TOP END GASKETS</i>	AC	YA-5495	(12.5:1)	95.00	Std. .080	12.5:1	12.5:1 Comp.	12.5:1 Comp.	3741XS	13:1 Comp.	12.5:1 Comp.	950ADS	12.5:1 Comp.	Top End C7947-EST (95mm)	Top End 35-2423	Cylinder Works <b>20001</b> (Std. 95mm)	Titanium Exhaust 2X 28-24231	Valve Guide Intake 80-80220	Hot Cams Camshaft Stage 1 4023-11N (Intake)	CC-2423	HR4050 (YZ, Heavy Duty)	Pro-X 04937	SX06C42	49K022 Bearing/Seal Kit	Friction Kit 623069	Hinson Hub 31-198	Pro-X CSKP-033	
			(13.5:1)	95.00	Std. .080	13.5:1 Comp.	13.5:1 Comp.	3741XS	13.5:1 Comp.	12.3:1 Comp.	950ADS	12.8:1 Comp.	Top End C3064-EST (97mm)	Complete w/ oil seals 37-2423	Cylinder Works Complete Kit <b>20001-K02</b> (Std. 95mm)	Titanium Intake 1X 28-24232	O/S+.001 80-80221	Exhaust 80-80230	4022-1E (Exhaust) (YZ)	4044-1E (Exhaust) (WR)	HR4162 (WR, '03-06)	Hinson Basket 31-196 (03)	31-216 (04-06)		Hinson Plate 31-099			
<b>YZ-450F 2003-05 WR-450F 2003-06</b> Big Bore to 478cc 98mm 3.858"  <i>L.A. SLEEVE COMPLETE BIG BORE KIT INCLUDES BIG BORE CYLINDER, CAMS, PISTON KIT AND T.E. GASKETS</i>  <i>CYL. WORKS COMPLETE KIT INCLUDES BIG BORE CYLINDER, PISTON KIT AND TOP END GASKETS</i>	AC	YA-5495		98.00	.120		13.5:1 Comp.			13.5:1 Comp.				Top End C3148-EST	Top End GS5495	Cylinder Works <b>21001</b> (478cc, 98mm)	Steel Exhaust 2X 80-80217H	Valve Seat Intake 10-SB285	Stage 2 (YZ) 4089-2IN (Intake)									
<b>YZ-450F 2006-09 WR-450F 2007-13 (CYL. # 2S2)</b> 449cc Liquid Cooled 95mm 3.740"  <i>RESLEEVEING REQUIRED FOR OVERSIZES</i>  <i>CYL. WORKS COMPLETE KIT INCLUDES CYLINDER, PISTON KIT AND TOP END GASKETS</i>	AC	YA-5627		95.00	Std. .080	12.5:1	12.5:1 Comp.	12.5:1 Comp.	3741XS	13:1 Comp.	12.3:1 Comp.	950ADS	12.8:1 Comp.	Top End C7908-EST	Top End 35-0687	Cylinder Works Plated Bore <b>20003</b> (Std. 95mm)	Titanium Exhaust 2X 28-24231	Valve Guide Intake 80-80220	Hot Cams Camshaft Stage 1 4023-11N (Intake)	CC-2423	(YZ) HR4074	Pro-X 04912	SX06C42	49K022 Bearing/Seal Kit	Friction Kit 623069	Hinson Hub 31-198	Pro-X CSKP-033 (YZ, '06)	
				95.00	Std. .080	13.5:1 Comp.	13.5:1 Comp.	3741XS	13.5:1 Comp.	13.6:1 Comp.	950ADS	13.5:1 Comp.	Top End C3178-EST (97mm)	Complete w/ oil seals 37-1687	Iron Bore <b>20003-97SL</b> (470cc, 97mm)	Titanium Intake 1X 28-24232	O/S+.001 80-80221	Exhaust 80-80230	4022-1E (Exhaust) (YZ)	4044-1E (Exhaust) (WR)	Stroker Crank HR4174 +3mm, 471cc	Hinson Basket 31-216	Hinson Plate 31-099 (YZ, '06)		31-212 (YZ, '07-09)	31-099 (WR)	CSKP-036 (YZ, '07-09)	









MODEL  
Engine Description  
Cylinder I.D. (mm/in.)



TOP END													VALVE TRAIN			BOTTOM END				CLUTCH									
SLEEVE	REBUILD KIT <small>Sleeve • Piston • Gasket</small>	BORE SIZE	PISTON SIZE	PRO-X PISTON	LAPC PISTON	WISECO PISTON	WISECO RING	CP PISTON	WOSSNER PISTON	WOSSNER RING	JE PISTON	COMETIC GASKET	L.A. SLEEVE GASKET	CYLINDERS <small>AFTERMARKET KITS</small>	VALVE	Valve Spring	VALVE GUIDE	Valve Seat	CAMSHAFT <small>Shim Kit</small>	CAM CHAIN	CRANKSHAFT	CON-ROD KIT	CRANK BEARING	CRANK SEAL KIT	CLUTCH PLATE SET	CLUTCH BASKET	CLUTCH INNER HUB	PRESSURE PLATE	CLUTCH SPRING SET

**YAMAHA FOUR-STROKE (CONTINUED)**

<b>TT-600</b> 1983-96 598cc Single Sleeve O.D. 4.035" 95mm 3.740"	AC	YA-814		95.00	Std.	11.5:1 7050									Top End C7114 (83-87)			Steel Exhaust 80-80333	Valve Guide Intake 80-80310					Right 6307C3		Friction Kit 620208					
<i>RESLEEVE REQUIRED FOR OVERSIZES</i>				95.50	.020	7052									C7213 (88-96)			Steel Intake 80-80330	O/S+.001 80-80311												
<b>XT-600</b> 1984-96 598cc Single Sleeve O.D. 4.035" 95mm 3.740"	AC	YA-814		95.00	Std.	11.5:1 7050									Top End C7114 (83-87)			Steel Exhaust 80-80333	Valve Guide Intake 80-80310					Right 6307C3		Friction Kit 620208					
<i>RESLEEVE REQUIRED FOR OVERSIZES</i>				95.50	.020	7052									C7213 (88-96)			Steel Intake 80-80330	O/S+.001 80-80311												
<b>XT-600 Tenere</b> 1984-96 <b>SRX-600</b> 598cc Single Sleeve O.D. 4.035" 95mm 3.740"	AC	YA-814		95.00	Std.				4797M09500	3740XH					Top End C7114 (83-87)									Right 6307C3		Friction Kit 620208					
<i>RESLEEVE REQUIRED FOR OVERSIZES</i>				96.00	.040				4797M09600	3780XH					C7213 (88-96)																
<b>XT, TT, SRX</b> Big Bore Sleeve O.D. 4.125" 95mm to 98mm	BB	YA-814BB		95.00	Std.				4797M09500	3740XH					Top End C7276									Right 6307C3		Friction Kit 620208					
				96.00	.040				4797M09600	3780XH																					
				97.00	.080				4797M09700	3812XH																					
				98.00	.120				4607M09800	3858XH																					
<b>XT, TT, SRX</b> Big Bore Sleeve O.D. 4.212" 101mm 3.977"	BB	YA-7028		101.00	.240				10.75:1 Comp. 4607M10100	3977XH					Top End C7277									Right 6307C3		Friction Kit 620208					
<b>XTZ-660</b> 1991-97 <b>Tenere</b> 660cc Single (European) 100mm 3.937"	RS	YA-7018																													





# DIRT BIKE SLEEVES

Vintage, Classic and Non Current Models.

MODEL	YEAR	SIZE (mm)	TYPE	PART #
<b>ATK/ROTAX</b>				
250	1992-95	72	2-Cycle, RS	FL-5192
250, 260	1995-04	67.5	2-Cycle, AC	FL-5262
406	1990-95	84	2-Cycle, RS	FL-5155
490, 500	1999-03	89	4-Cycle, RS	FL-5384
605	1994-03	97	4-Cycle, RS	FL-5248
<b>AJS</b>				
Y4 250		68	2-Cycle, RS	FL-228
Y50 / Y51		83	2-Cycle, RS	FL-229B
<b>BSA</b>				
Victor Square Barrel	1968-70	79	4-Cycle, RS	FL-173
Gold Star 500 5-5/8		85	4-Cycle, RS	FL-182
Gold Star 500 6		85	4-Cycle, RS	FL-248
Victor 500MX	1972	84	4-Cycle, RS	FL-234
<b>BULTACO</b>				
125 Pursang	1977	54	2-Cycle, RS	FL-647
125 Sherpa S		51.5	2-Cycle, RS	FL-231
200 Pursang	1975		2-Cycle	FL-653
200 Sherpa		64	2-Cycle, RS	FL-243
250 Astro	1972	72	2-Cycle, RS	FL-240
250 Astro	1977	70	2-Cycle, RS	FL-389
250 Astro	1978-79		2-Cycle	FL-675
250 Matador 107 Series		72	2-Cycle, RS	FL-232
250 MK IX 167 SERIES	1976	72	2-Cycle, RS	FL-381
250 Pursang	1970	72	2-Cycle, RS	FL-253
250 Pursang	1979	70	2-Cycle, RS	FL-713
250 Pursang	1973-76	72	2-Cycle, RS	FL-320
250 Pursang	1971	72	2-Cycle, RS	FL-191
250 Pursang 192 Series	1977	72	2-Cycle, RS	FL-390
350 Alpina	1976	83.2	2-Cycle, RS	FL-391
350 Pursang, Alpina		83	2-Cycle, RS	FL-241B
350 Sherpa T	1972-74	83.2	2-Cycle, RS	FL-651
360 Bandit	1970	85	2-Cycle, RS	FL-242
360 Pursang		83.2	2-Cycle RS	FL-321
370 Pursang	1978-79	85	2-Cycle	FL-904
370 Pursang 193 Series	1977	85	2-Cycle, RS	FL-394
<b>CAGIVA</b>				
WMX 125	1985-86	56	2-Cycle, AC	FL-934
WMX 125	1987-88	56	2-Cycle, AC	FL-5074
WMX 125	1989-90	56	2-Cycle, AC	FL-5172
WMX 200	1984	67	2-Cycle, AC	FL-913
WMX 250	1988-90	70	2-Cycle, AC	FL-5058
<b>CAN/AM ROTAX</b>				
MX175 2,3	1975-77	62	2-Cycle, RS	FL-908
MX125	1984-85	54	2-Cycle, AC	FL-907
ASE175	1984	62	2-Cycle, RS	FL-908
MX250 2,3	1974-77	74	2-Cycle, RS	FL-909
MX250 4,5 (3.256 o.d.)	1978-83	72	2-Cycle, RS	FL-910
MX250 4,5 (3.117 o.d.)	1978-83	72	2-Cycle, RS	FL-5192
ASE350	1980-81	76	2-Cycle, RS	FL5575
486		85	2-Cycle, RS	FL-5482
Sabre 500 MX	1982-83	89	4-Cycle, RS	FL-727
Sonic 560 MX	1985	94	4-Cycle, RS	FL-911
Rotax 600	1987-93	97	4-Cycle, RS	FL-5161
<b>CARBELLA</b>				
125	1981-82	80	2-Cycle, RS	FL-728
250 Enduro	1975-76	70	2-Cycle, RS	FL-367
<b>CZ - ESO - JAWA</b>				
CZ 250	1958	70	2-Cycle, RS	FL5587
CZ 250 MX	1969-75	70	2-Cycle, RS	FL-133
ISDT250	1981-82	69.93	2-Cycle, RS	FL-823
400 MX	1968	82	2-Cycle, RS	FL-324
400 MX	1972	82	2-Cycle, RS	FL-249
<b>HARLEY DAVIDSON</b>				
SX175		61	2-Cycle, AC	FL-338
SX250	1975	72	2-Cycle, AC	FL-341
250 MX	1977	72	2-Cycle, AC	FL-398
<b>HONDA</b>				
MR50	1974	40	2-Cycle, CI	H-624
CR60	1983	42.5	2-Cycle	H-5524H
CR60	1984	42.5	2-Cycle	H-758H
CT 70, XR 75		47	4-Cycle, CC	H-8
CR 80R	1984	49.5	2-Cycle, CS	H-893C
CR 80R	1985	47	2-Cycle, CS	H-894
NX 125	1988-89	56.5	4-Cycle, CI	H-5038
XL175		64	4-Cycle, RS	H-84
NX 250	1988-89	70	4-Cycle, AC	H-5039
XL250	thru 1977	74	4-Cycle, RS	H-22
XL 250	1978-83	74	4-Cycle, RS	H-98

MODEL	YEAR	SIZE (mm)	TYPE	PART #
<b>HONDA (CONT'D)</b>				
XR 250	1979-82	74	4-Cycle, RS	H-98
CR250	1973-74	70	2-Cycle, CI	H-29
CR250	1975-77	70	2-Cycle, CI	H-929
Scrambler 250		54	4-Cycle, RS	H-11
XL350	1973-79	79	4-Cycle, RS	H-27
XL 350	1983-84	84	4-Cycle, RS	H-119
CR 450R	1981	85	2-Cycle, CS	H-109
CR 480R	1982-83	89	2-Cycle, CS	H-110
NX 650	1988-97	100	4-Cycle, RS	H-5160
<b>HUSQVARNA</b>				
CR125 Reed	1975-77	55	2-Cycle, CS	FL-657
CR125	1978-79	55	2-Cycle, RS	FL-674
CR125	1980-81		2-Cycle	FL-730
CR125	1982	55	2-Cycle, RS	FL-731
CR 125	1983	55	2-Cycle, RS	FL-915
CR, XC 125	1984-87	55	2-Cycle, RS	FL-993
WRK 125	1988-89	56	2-Cycle, AC	FL-5074
175	1973-74	64	2-Cycle, CS	FL-399
WR 175	1983-84	64.5	2-Cycle, RS	FL-994
250	1972	69.5	2-Cycle, CS	FL-246
250WR	1973	69.5	2-Cycle, CS	FL-388
CR250	1974-77	69.5	2-Cycle, CS	FL-326
CR250	1978-79	69.5	2-Cycle, RS	FL-660
CR, WR250	1980-81	69.5	2-Cycle, RS	FL-732
CR, WR, XC 250	1982	69.5	2-Cycle, RS	FL-733
WR 250	1983	69.5	2-Cycle, RS	FL-828
CR 250	1984	69.5	2-Cycle, RS	FL-916
CR 250	1985	69.5	2-Cycle, RS	FL-955
CR 250	1986	69.5	2-Cycle, RS	FL-962
CR 250MX	1987-88	66.5	2-Cycle, RS	FL-5103
XC, WR 250	1987-88	66.5	2-Cycle, RS	FL-997
WXE, WMX 250	1988-90	70	2-Cycle, AC	FL-5058
WXE, WMX 250	1991	70	2-Cycle, AC	FL-5164
WXE, WMX 250	1992	67	2-Cycle, AC	FL-5165
WXE, WXC 350	1993-94	84	2-Cycle, RS	FL-5207
WXE, WXC 350	1995	84	2-Cycle, AC	FL-5423
360 GP	1975-77	82	2-Cycle, CS	FL-360
WXC 360	1992	78	2-Cycle, AC	FL-5158
WXE, WXC 360	1993-94	78	2-Cycle, AC	FL-5206
CR390	1977-80	83	2-Cycle, CS	FL-661
400		81.5	2-Cycle, RS	FL-236
WR 400	1984-86	82.5	2-Cycle, RS	FL-917
WXE, WXC 410	1991-94	91.5	4-Cycle, RS	FL-5376
WXE, WXC 410	1995-97	91.5	4-Cycle, AC	FL-5325
TC, TE 410	1998-01	91.5	4-Cycle, AC	FL-5325
CR 430	1981-82	86	2-Cycle, RS	FL-734
CR 430	1987-88	86	2-Cycle, RS	FL-998
450	1973	84	2-Cycle, RS	FL-335
CR, XC 500	1983-84	86	2-Cycle, RS	FL-824
CR, XC 500	1985-87	86	2-Cycle, RS	FL-963
TE 510	1985-86	91.5	4-Cycle, RS	FL-936
TE, TX, TC 510	1987-88	91.5	4-Cycle, AC	FL-5159
<b>KAWASAKI</b>				
KM100	1976-81	49.5	2-Cycle, AC	KA-5525
KX125	1974-77	56	2-Cycle, AC	KA-331
KX125	1978-79	56	2-Cycle, AC	KA-656
KDX 175	1980-81	66	2-Cycle, AC	KA-681
KDX 175	1982	66	2-Cycle, AC	KA-738
KE 175	1980-82	62.5	2-Cycle, AC	KA-785
KDX 200	1983-85	66	2-Cycle, AC	KA-793
KX250	1974-77	70	2-Cycle, AC	KA-361
KX250	1978	70	2-Cycle, AC	KA-655
KZ250	1980-83	70	4-Cycle, RS	KA-663
KX 250	1979-81	70	2-Cycle, AC	KA-662
KX 250	1982	70	2-Cycle, AC	KA-739
KX 250	1983-84	70	2-Cycle, AC	KA-796
KX 250 KIPS	1985	70	2-Cycle, AC	KA-859
KX 250 KIPS	1986	70	2-Cycle, AC	KA-949
KDX 250	1980-81	70	2-Cycle, AC	KA-794
KDX 250	1982	70	2-Cycle, AC	KA-740
KDX 250	1983-84	70	2-Cycle, AC	KA-795
KLX250	1979-80	70	4-Cycle, RS	KA-663
KE250	1977-78	66	2-Cycle, CI	KA-622
F5 350 Big Horn	1970-71	80.5	2-Cycle, CS	KA-251
350 S2	1971		2-Cycle	KA-643
KDX400	1979-80	80	2-Cycle, AC	KA-726
KX450	1973-74	86	2-Cycle, CS	KA-193
KX 420	1980-81	83	2-Cycle, AC	KA-682
KDX 420, 450	1981-82	83	2-Cycle, AC	KA-682
KX 500	1983	86	2-Cycle, AC	KA-797A
KX 500	1984	86	2-Cycle, AC	KA-797
KX 500	1985	86	2-Cycle, AC	KA-898
KX 500 KIPS	1986-87	86	2-Cycle, AC	KA-956
KLR 600	1984-87	96	2-Cycle, RS	KA-861



# DIRT BIKE SLEEVES

Vintage, Classic and Non Current Models.



HONDA  
HUSQVARNA  
KAWASAKI  
KTM  
SUZUKI  
YAMAHA  
VINTAGE  
BIG BORE  
ACCESSORIES  
TECH.

MODEL	YEAR	SIZE (mm)	TYPE	PART #	MODEL	YEAR	SIZE (mm)	TYPE	PART #
<b>KTM</b>					<b>SUZUKI (CONT'D)</b>				
80	1987-89	48	2-Cycle, AC	FL-5156	RM125	1977-78	54	2-Cycle, CI	FL-635
125 MX	1981-82	54	2-Cycle, RS	FL-7022	RM125	1979-80	54	2-Cycle, CI	FL-679
125 MX	1984-86	54	2-Cycle, AC	FL-920	TM125	1974	56	2-Cycle, CI	FL-401
250MX	1981	71	2-Cycle, RS	FL-921	RV125 Tracker	1973-77	56	2-Cycle, CI	FL-624
250	1984	71	2-Cycle	FL-639	DR, SP 250	1982-88	72	4-Cycle, RS	FL-754
175	1973-75	63.5	2-Cycle	FL-336	RM250	1975-76	70	2-Cycle, RS	FL-373
250	1978-79	71	2-Cycle	FL-782	RM 250X	1981	67	2-Cycle, CI	FL-751
250 MX	1985-87	67.5	2-Cycle, AC	FL-922	RM 250Z, D	1982-83	70	2-Cycle, CI	FL-752
250 MX	1988	67.5	2-Cycle, AC	FL-5150	TM250	1972	70	2-Cycle, CI	FL-646
250 Enduro	1987-89	67.5	2-Cycle, AC	FL-5150	RM370	1976-77	77	2-Cycle, CI	FL-374
250 MX, D/XC	1989	67.5	2-Cycle, AC	FL-5169	RM400 (No boost port)	1978-79	80	2-Cycle, CI	FL-689
350 MX	1985	71	2-Cycle, RS	FL-923	RM400 (Boost port)	1978-79	80	2-Cycle, CI	FL-689-1
350	1987-90	75	2-Cycle, AC	FL-5157	400 Enduro	1980-81	85	2-Cycle, CI	FL-776
400	1978-80		2-Cycle, RS	FL-783	RM465	1981-82	86	2-Cycle, CI	FL-755
440 E/XC, M/XC	1994-96	89	2-Cycle, AC	FL-5214	DR, SP 500	1982-84	88	4-Cycle, CI	FL-756
495 MX	1981	92	2-Cycle, CI	FL-5681	<b>VINCENT</b>				
495 MX	1983-84	92	2-Cycle, RS	FL-924	Vincent		3.312	4-Cycle, RS	FL-188
500 MX	1985-88	89	2-Cycle, AC	FL-964	<b>WESTLAKE</b>				
500 MX	1989-91	89	2-Cycle, AC	FL-5148	500		85.6	4-Cycle, RS	FL-724
540 D/XC	1990-92	92	2-Cycle, AC	FL-5116	<b>YAMAHA</b>				
550 M/XC	1993-96	92.25	2-Cycle, AC	FL-5215	YZ60	1982	42	2-Cycle, CS	YA-370
600 M/XC	1985-87	94	4-Cycle, RS	FL-911	YZ80	1974-75		2-Cycle	YA-340
600 MX LC4	1988-93	95	4-Cycle, AC	FL-5061	YZ 80 (5X2)	1982	47	2-Cycle, CI	YA-827
600 LC4	1994	100	4-Cycle, AC	FL-5225	YZ 80 (22W)	1983	47	2-Cycle, CI	YA-827A
620 E/XC LC4	1994-98	101	4-Cycle, AC	FL-5243	MX100	1979-83	52	2-Cycle, CI	YA-838
<b>MAICO - M - STAR</b>					DT100	1977-79	52	2-Cycle, CI	YA-838
250	1980	67	2-Cycle, RS	FL-715	YZ100	1982-83	50	2-Cycle, CI	YA-633
250	1981	67	2-Cycle, RS	FL-716	YZ125	1974	56	2-Cycle, AC	YA-333
250	1980	67	2-Cycle, RS	FL-715	YZ125	1977-79	56	2-Cycle, CS	YA-659
250	1981	67	2-Cycle, RS	FL-716	YZ 125 (3R3, 3N8)	1980	56	2-Cycle, CS	YA-693
250	1982	67	2-Cycle, RS	FL-745	YZ 125 (4V2)	1981	56	2-Cycle, CS	YA-723
250 Spider	1983-85	67	2-Cycle, RS	FL-918	YZ 125 (5X4)	1982	56	2-Cycle, CI	YA-760
GM 250	1986	67	2-Cycle, AC	FL-990	YZ 125 (24X)	1983	56	2-Cycle, CI	YA-809
MC, RC 250	1995-97	67	2-Cycle, AC	FL-990	YZ 125 (39W)	1984	56	2-Cycle, CI	YA-874
250 Radial	1973-75	67	2-Cycle, RS	FL-230	YZ 125 (55Y)	1985	56	2-Cycle, CI	YA-875
250 Square Barrel		67	2-Cycle, RS	FL-194	YZ 125 (1LX)	1986	56	2-Cycle, CS	YA-979
250 Wedge	1976-79	67	2-Cycle, RS	FL-380	YZ 125 (2HG)	1987	56	2-Cycle, CS	YA-5014
360 Round Barrel	1968	77	2-Cycle, RS	FL-199	YZ 125 (2V)	1988	56	2-Cycle, CS	YA-5055
360 Square Barrel	1969	77	2-Cycle, RS	FL-195	DT175 (2A7)	1978	66	2-Cycle, CI	YA-5344
400 Magnum	1979-80	77	2-Cycle, RS	FL-648	YZ175 (1L8)	1976	66	2-Cycle, CI	YA-5523
400 New Model		77	2-Cycle, RS	FL-197	IT175	1977-79	66	2-Cycle, CI	YA-649
400 Old Model		77	2-Cycle, RS	FL-196	IT 175 (3R6)	1980-81	66	2-Cycle, CI	YA-811
400 Radial	1973-78	77	2-Cycle, RS	FL-298	IT 175	1982-83	66	2-Cycle, CI	YA-832
450 M1	1979-80	81.92	2-Cycle, RS	FL-687	CT-1 175		66	2-Cycle, CS	YA-126
450K WR Radial	1973-78	82	2-Cycle, RS	FL-299	DT 200 (3F7)	1988-89	66	2-Cycle, CI	YA-5069
490	1981-82	86.5	2-Cycle, RS	FL-720	IT 200 (43G)	1984-87	66	2-Cycle, CS	YA-876
490	1983-84	86.5	2-Cycle, RS	FL-825	XT 200	1982-87	67	4-Cycle, RS	YA-762
GM, RC 500	1994-97	86.5	2-Cycle, RS	FL-825	IT 250	1983	68	2-Cycle, CS	YA-813
501		91.6	2-Cycle, RS	FL-198	MX250	1975-76	70	2-Cycle, CS	YA-364
<b>MONTESA</b>					YZ250	1973-75	70	2-Cycle, AC	YA-352
250 VR	1977	70	2-Cycle, RS	FL-623	YZ250	1976-78	70	2-Cycle, CI	YA-658
250 Capra MX		72.5	2-Cycle, RS	FL-166	YZ 250 (2X4)	1979	70	2-Cycle, CI	YA-678
250 VR Capra	1973-75	70	2-Cycle, RS	FL-244	YZ 250G (3R4, 4V3)	1980-81	70	2-Cycle, CS	YA-695
250 Cota	1972	72.5	2-Cycle, RS	FL-239	YZ 250J (5X5)	1982	70	2-Cycle, CI	YA-764
250		72.5	2-Cycle, RS	FL-237	DT-1 250	1970	70	2-Cycle, CS	YA-127B
<b>MOTO VILLA</b>					DT-3 250 MX	1973	70	2-Cycle, CI	YA-223
250	1975	70	2-Cycle, RS	FL-342	XT 250	1984-85	73	4-Cycle, RS	YA-880
450	1976	85	2-Cycle, RS	FL-387	TY 350N	1985-86	80	2-Cycle, AC	YA-903
<b>MUGEN</b>					YZ360	1974-75	80	2-Cycle, CS	YA-332
360	1979-81	83	2-Cycle, AC	FL-718	MX360	1973	80	2-Cycle, CS	YA-224
<b>OSSA</b>					RT-2 360 MX	1972	80	2-Cycle, CS	YA-329
250 TT Scrambler		72	2-Cycle, RS	FL-167	MX400	1975-76	85	2-Cycle, CS	YA-365
250 Phantom GP		72	2-Cycle, RS	FL-382	YZ400	1977-78	85	2-Cycle, CI	YA-765
250 Stilleto MX		72	2-Cycle, RS	FL-245	YZ400	1979	82	2-Cycle, CI	YA-5306
250 Pioneer		72	2-Cycle, RS	FL-254	YZ 465 (3R5, 4V4)	1980-81	85	2-Cycle, CS	YA-698
<b>PUCH</b>					YZ 490 (5X6)	1982	87	2-Cycle, CS	YA-766
175	1973-74		2-Cycle	FL-368	YZ 490 (23X)	1983	87	2-Cycle, CS	YA-766A
<b>ROCON/ROKON</b>					YZ 490 (40T)	1984-86	87	2-Cycle, CS	YA-821
340 RT	1974-75	78	2-Cycle, RS	FL-327	YZ 490 (2HJ)	1987-90	87	2-Cycle, CS	YA-5016
<b>SACHS</b>					IT 490 (26A)	1983-84	87	2-Cycle, CS	YA-5527
125		54	2-Cycle, RS	DS-295	SC500	1973	95	2-Cycle, CS	YA-225
250	1970-75	72	2-Cycle, CS	FL-5353	XT 550	1982-83	92	4-Cycle, RS	YA-768
<b>SUZUKI</b>					<b>ZUNDAPP</b>				
RM80	1976-77	49	2-Cycle, CI	FL-632	125		54	2-Cycle	FL-164
RM 80	1983	49	2-Cycle, CI	FL-800	125	1972	54	2-Cycle, AC	FL-268
RM 80	1984-85	49	2-Cycle, CI	FL-5082	125	1973	54	2-Cycle, AC	FL-269
DR, SP 100	1983-90	51	4-Cycle, CS	FL-802					
TS100	1980	50	2-Cycle, AC	FL-5571					
RM125	1976	56	2-Cycle, CI	FL-634					



**ALL PURPOSE SLEEVES – NO FLANGE**

Cylinder I.D.	3/32" Wall		1/8" Wall		Overall Length	Cylinder I.D.	3/32" Wall		1/8" Wall		Overall Length
	Part No.	O.D.	Part No.	O.D.			Part No.	O.D.			
1-3/8"	LA-106	1-9/16"	L-106	1-5/8"	4-1/2"	2-3/4"	LA-212	2-15/16"	L-212	3"	8-1/4"
1-7/16"	LA-107	1-5/8"	L-107	1-11/16"	4-1/2"	2-13/16"	LA-213	3"	L-213	3-1/16"	8-1/4"
1-1/2"	LA-108	1-11/16"	L-108	1-3/4"	4-1/2"	2-7/8"	LA-214	3-1/16"	L-214	3-1/8"	8-1/4"
1-9/16"	LA-109	1-3/4"	L-109	1-13/16"	4-1/2"	2-15/16"	LA-215	3-1/8"	L-215	3-3/16"	8-1/4"
1-5/8"	LA-110	1-13/16"	L-110	1-7/8"	6-1/2"	3"	LA-300	3-3/16"	L-300	3-1/4"	8-1/4"
1-11/16"	LA-111	1-7/8"	L-111	1-15/16"	6-1/2"	3-1/16"	LA-301	3-1/4"	L-301	3-5/16"	8-1/4"
1-3/4"	LA-112	1-15/16"	L-112	2"	6-1/2"	3-1/8"	LA-302	3-5/16"	L-302	3-3/8"	9-1/4"
1-13/16"	LA-113	2"	L-113	2-1/16"	6-1/2"	3-3/16"	LA-303	3-3/8"	L-303	3-7/16"	9-1/4"
1-7/8"	LA-114	2-1/16"	L-114	2-1/8"	6-1/2"	3-1/4"	LA-304	3-7/16"	L-304	3-1/2"	9-1/4"
1-15/16"	LA-115	2-1/8"	L-115	2-3/16"	6-1/2"	3-5/16"	LA-305	3-1/2"	L-305	3-9/16"	9-1/4"
2"	LA-200	2-3/16"	L-200	2-1/4"	6-1/4"	3-3/8"	LA-306	3-9/16"	L-306	3-5/8"	9-1/4"
2-1/16"	LA-201	2-1/4"	L-201	2-5/16"	6-1/4"	3-7/16"	LA-307	3-5/8"	L-307	3-11/16"	9-1/4"
2-1/8"	LA-202	2-5/16"	L-202	2-3/8"	6-1/4"	3-1/2"	LA-308	3-11/16"	L-308	3-3/4"	9-1/4"
2-3/16"	LA-203	2-3/8"	L-203	2-7/16"	6-1/4"	3-9/16"	LA-309	3-3/4"	L-309	3-13/16"	9-1/4"
2-1/4"	LA-204	2-7/16"	L-204	2-1/2"	6-1/4"	3-5/8"	LA-310	3-13/16"	L-310	3-7/8"	9-1/4"
2-5/16"	LA-205	2-1/2"	L-205	2-9/16"	6-1/4"	3-11/16"	LA-311	3-7/8"	L-311	3-15/16"	9-1/4"
2-3/8"	LA-206	2-9/16"	L-206	2-5/8"	6-1/4"	3-3/4"	LA-312	3-15/16"	L-312	4.00"	10-1/4"
2-7/16"	LA-207	2-5/8"	L-207	2-11/16"	6-1/4"	3-13/16"	LA-313	4.00"	L-313	4-1/16"	10-1/4"
2-1/2"	LA-208	2-11/16"	L-208	2-3/4"	6-1/4"	3-7/8"	LA-314	4-1/16"	L-314	4-1/8"	10-1/4"
2-9/16"	LA-209	2-3/4"	L-209	2-13/16"	6-1/4"	3-15/16"	LA-315	4-1/8"	L-315	4-3/16"	10-1/4"
2-5/8"	LA-210	2-13/16"	L-210	2-7/8"	6-1/4"	4.00"	LA-400	4-3/16"	L-400	4-1/4"	10-1/4"
2-11/16"	LA-211	2-7/8"	L-211	2-15/16"	8-1/4"	4-1/16"	LA-401	4-1/4"	L-401	4-5/16"	10-1/4"

Sleeve has bore stock to allow boring to cylinder I.D. listed

**ALL PURPOSE FLANGED SLEEVES**

Cylinder	I.D.*	O.D.	Flange O.D.	Flange Thickness	Overall Length	Part No.
47mm	1.850"	2.100"	2.225"	.200"	5.250"	FL-47
48mm	1.890"	2.140"	2.265"	.200"	5.250"	FL-48
49mm	1.930"	2.180"	2.305"	.200"	5.250"	FL-49
50mm	1.968"	2.220"	2.345"	.200"	5.250"	FL-50
52mm	2.047"	2.297"	2.422"	.200"	5.250"	FL-52
54mm	2.125"	2.375"	2.500"	.200"	5.250"	FL-54
56mm	2.205"	2.455"	2.580"	.200"	5.250"	FL-56
58mm	2.283"	2.530"	2.655"	.200"	6"	FL-58
60mm	2.362"	2.625"	2.750"	.200"	6"	FL-60
62mm	2.441"	2.690"	2.815"	.200"	6"	FL-62
64mm	2.520"	2.770"	2.895"	.200"	6"	FL-64
65mm	2.559"	2.810"	2.935"	.200"	6"	FL-65
66mm	2.598"	2.850"	2.975"	.200"	6"	FL-66
67mm	2.637"	2.890"	3.015"	.200"	6"	FL-67
68mm	2.677"	2.930"	3.055"	.200"	6"	FL-68
70mm	2.755"	3.005"	3.130"	.200"	6"	FL-70
72mm	2.835"	3.085"	3.210"	.200"	6"	FL-72
73mm	2.874"	3.125"	3.250"	.200"	6"	FL-73
74mm	2.913"	3.165"	3.290"	.200"	6"	FL-74
75mm	2.952"	3.200"	3.325"	.200"	6.500"	FL-75
76mm	2.992"	3.250"	3.375"	.200"	6.500"	FL-76
78mm	3.070"	3.320"	3.445"	.200"	6.500"	FL-78
80mm	3.150"	3.400"	3.525"	.200"	6.500"	FL-80
82mm	3.228"	3.480"	3.605"	.200"	6.500"	FL-82
83mm	3.267"	3.520"	3.645"	.200"	6.500"	FL-83
84mm	3.307"	3.560"	3.685"	.200"	6.500"	FL-84
86mm	3.386"	3.635"	3.760"	.200"	6.500"	FL-86
88mm	3.464"	3.715"	3.840"	.200"	6.500"	FL-88
89mm	3.503"	3.755"	3.880"	.200"	6.500"	FL-89

\*Sleeve has bore stock to allow boring to cylinder I.D. listed  
 Special flanged sleeves without ports and blank sleeves made to customer's specifications.  
 Allow 6 weeks for delivery.





# EUROPEAN DIRT BIKE SLEEVES

MODEL	YEAR	SIZE (mm)	TYPE	PART #
<b>APRILIA/ROTAX</b>				
125 AFI	1989-94	54	2-Cycle, AC	FL-7003
125 Extreme	1995-96	54	2-Cycle, AC	FL-7019
<b>FANTIC</b>				
Caballero 125	1997	55	2-Cycle, AC	FL-5355
307, 309	1989-93	74	2-Cycle, AC	FL-5149
<b>GAS GAS</b>				
250 EC	1998-00	66.4	2-Cycle, AC	FL-5483
<b>HONDA</b>				
CRE 80	1995-99	46	2-Cycle, AC	H-7024
MTX 125	1988-91	56	2-Cycle, AC	H-7002
MTX, CRE 125	1992-96	54	2-Cycle, AC	H-7004
NX 125		59.5	2-Cycle, AC	H-7012
<b>HUSABERG</b>				
FC, FE, FX 501	1995-02	95	4-Cycle, CI	FL-5484
FC, FE, FX, FS 600	1993-00	95	4-Cycle, AC	FL-5202
<b>KAWASAKI</b>				
KDX 125	1990-95	56	2-Cycle, AC	KA-7013
KMX 125	1986-95	54	2-Cycle, AC	KA-7006
KDX 250	1993-94	67.4	2-Cycle, AC	KA-7009

MODEL	YEAR	SIZE (mm)	TYPE	PART #
<b>KTM</b>				
MX 250	1986	71	2-Cycle, RS	FL-7008
<b>SUZUKI</b>				
TM 125	1999-00	54	2-Cycle, AC	FL-7040
TC, TS, DT 185	1974-80	64	2-Cycle, CS	FL-7037
DR 750	1988-89	105	4-Cycle, CS	FL-7016
DR 800	1990-96	105	4-Cycle, CS	FL-7017
<b>YAMAHA</b>				
DT 125 (10W)	1982-83	56	2-Cycle, CI	YA-7021
DT 125 (10W)	1982-83	56	2-Cycle, CS	YA-7021H
DT 125 (1GU)	1984-90	56	2-Cycle, CI	YA-7020
DT 125 (1GU)	1984-90	56	2-Cycle, CS	YA-7020H
DT 125R, TZR 125 (1KT)	1987-92	56	2-Cycle, CI	YA-7001
DT 125R, TZR 125 (1KT)	1987-92	56	2-Cycle, CS	YA-7001H
DT 125 (3BN)	1987-92	56	2-Cycle, CS	YA-7005
DTR 125 (3MB)	1989-96	56	2-Cycle, AC	YA-7014




HONDA  
HUSQVARNA  
KAWASAKI  
KTM  
SUZUKI  
YAMAHA  
VINTAGE  
BIG BORE  
ACCESSORIES  
TECH.



# REBUILT CYLINDER EXCHANGE

**L.A. SLEEVE CO.** maintains a full line of re-manufactured cylinders that are stocked and supplied on an exchange basis. Request piston and gasket kit if needed. To insure quality and exact models, rebuilt cylinders will not be shipped until the exchange cylinder is received.



<b>HONDA</b>		
Model		Part No.
CR-80	1988-02	H-5066RC
CR-85	2003-04	H-5488RC
CR-85	2005-07	H-5599RC
CR-125	1979	H-1RC
CR-125	1981-82	H-99RC
CR-125	1983-84	H-114RC
CR-125	1985-86	H-940RC
CR-125	1987-88	H-5001RC
CR-125	1989	H-5075RC
CR-125	1990	H-5104RC
CR-125	1991-92	H-5104RCX
CR-125	1993-95	H-5249RC
CR-125	1996-97	H-5291RC
CR-125	1998	H-5291RC1
CR-125	1999	H-5291RCX
CR-125	2000	H-5439RC
CR-125	2001	H-5450RC
CR-125	2002	H-5466RC
CR-125	2003	H-5489RC
CR-125	2004	H-5568RC
CR-125	2005-07	H-5579RC
CRF-230F	2003-09	H-5491RC
CR-250	1978-79	H-88RC
CR-250	1980	H-88RCX
CR-250	1981	H-104RC
CR-250	1983	H-104RCX
CR-250	1985	H-844RC
CR-250	1986	H-958RC
CR-250	1987	H-5002RC
CR-250	1988	H-5034RC
CR-250	1989	H-5076RC
CR-250	1990-91	H-5105RC
CR-250	1992-93	H-5178RC
CR-250	1994	H-5198RC
CR-250	1995-96	H-5250RC
CR-250	1997-98	H-5318RC
CR-250	1999	H-5375RC
CR-250	2000	H-5375RCX
CR-250	2001	H-5448RC
CR-250	2002	H-5477RC
CR-250	2003	H-5477RCX
CR-250	2004	H-5535RC
CR-250	2005-07	H-5580RC
CR-500	1984	H-846RC
CR-500	1985-86	H-847RC
CR-500	1987-88	H-5003RC
CR-500	1989	H-5077RC
CR-500	1990-01	H-5077RCX

<b>HONDA ATV</b>		
Model		Part No.
TRX-90	1993-05	H-5229RC
TRX-200X	1986-97	H-989RC
ATC-250R	1980-84	H-106RC
ATC-250R, Four Trax	1985-86	H-845RC
TRX-250R	1987-90	H-5032RC
TRX-250D	1997-09	H-5366RC

<b>HONDA ATV (Cont.)</b>		
Model		Part No.
TRX-350 M/ES	2000-09	H-5443RC
TRX-450ES	1998-04	H-5365RC
4-TRAX FOREMAN 475 (#HPO)	2005-09	H-5591RC
4-TRAX RINCON 650	2003-05	H-5505RC

<b>KAWASAKI</b>		
Model		Part No.
KX-60	1985-03	935RC
KX-65	2000-01	5431RC
KX-65	2002-05	5472RC
KX-80	1978-79	672RC
KX-80	1980-81	735RC
KX-80	1982	736RC
KX-80	1983	791RC
KX-80	1984	852RC
KX-80	1985	854RC
KX-80	1986-87	967RC
KX-80	1988-90	5041RC
KX-80	1991-94	5121RC
KX-80	1995-97	5316RC
KX-80	1998-00	5351RC
KX-85	2001	5449RC
KX-85	2002-07	5449RCX
KX-100	1995-97	5263RC
KX-100	1998-00	5358RC
KX-100	2001-02	5358RCX
KX-100	2003-05	5358RC1
KX-100	2006-08	5608RC
KE-125	1980-83	784RC
KX-125	1974-77	331RC
KX-125	1979	656RC
KX-125	1980	680RC
KX-125	1981	656RCX
KX-125	1982	737RC
KX-125	1984	792RCX
KX-125	1985	855RC
KX-125	1986	945RC
KX-125	1987	5006RC
KX-125	1988	5043RC
KX-125	1989	5089RC
KX-125	1990	5107RC
KX-125	1991	5107RCX
KX-125	1992	5154RC
KX-125	1993	5179RC
KX-125	1994	5208RC
KX-125	1995	5251RC
KX-125	1996-97	5307RC
KX-125	1998-99	5354RC
KX-125	2000	5429RC
KX-125	2001	5451RC
KX-125	2002	5473RC
KX-125	2003	5485RC
KX-125	2004	5570RC

<b>KAWASAKI (Cont.)</b>		
Model		Part No.
KX-125	2005	5570RCX
KDX-175	1980-81	681RC
KDX-175	1982	738RC
KDX-200	1983-85	793RC
KDX-200	1986-88	969RC
KDX-200	1989-94	5086RC
KDX-200	1995-96	5252RC
KDX-200	1997-05	5252RCX
KDX-250	1980-81	794RC
KDX-250	1982	740RC
KDX-250	1991-94	5079RC
KX-250	1974-77	361RC
KX-250	1980-81	662RC
KX-250	1982	739RC
KX-250	1983-84	796RC
KX-250	1985	859RC
KX-250	1986	949RC
KX-250	1987	5007RC
KX-250	1988	5044RC
KX-250	1989	5090RC
KX-250	1990	5122RC
KX-250	1991	5123RC
KX-250	1992	5153RC
KX-250	1993	5180RC
KX-250	1994	5209RC
KX-250	1995	5253RC
KX-250	1996	5294RC
KX-250	1997	5321RC
KX-250	1998-99	5350RC
KX-250	2000	5422RC
KX-250	2001	5422RCX
KX-250	2002	5471RC
KX-250	2003	5471RCX
KX-250	2004	5538RC
KX-250	2005-07	5582RC
Super Sherpa 250	2000-03	5432RC
KX-500	1983	797RC
KX-500	1984	797RCX
KX-500	1985	898RC
KX-500	1986-87	956RC
KX-500	1988 KIPS	5008RC
KX-500	1989-04	5087RC
KLR-600	1984-85	861RC
KLR-650	1996-09	5598RC

<b>KAWASAKI ATV</b>		
Model		Part No.
KXT-250 Tecate	1983-85	795RC
KXT-250 Tecate	1986	949RC
KXF-250 Tecate	1987-88	5007RC
KLF-300	1986-05	986RC



# REBUILT CYLINDER EXCHANGE



<b>KTM</b>	
Model	Part No.
65-SX 2003-08	5550RC
250-SX 2005	5555RC
520/525 2000-08	5437RC
640 LC4 2003-07	5396RC
<b>POLARIS ATV</b>	
Trail Boss 325 2000-02	5367RC
Magnum 425 1995-05	5260RC
Sportsman 500 1998-05	5368RC
<b>SUZUKI</b>	
JR-50 1996-03	5492RC
RM-80 1984-85	5082RC
RM-80 1986-87	973RC
RM-80 1988	5048RC
RM-80 1989-90	5091RC
RM-80 1991-01	5140RC
RM-85 2002-04	5479RC
RM-85 2005	5479RCX
RM-125 1979-80	679RC
RM-125 1981	722RC
RM-125 1983	748RC
RM-125 1984	900RC
RM-125 1985	864RC
RM-125 1986	974RC
RM-125 1987	5011RC
RM-125 1988	5049RC
RM-125 1989	5092RC
RM-125 1990	5106RC
RM-125 1991-92	5108RC
RM-125 1993	5181RC
RM-125 1994	5216RC
RM-125 1995-96	5255RC
RM-125 1997	5323RC
RM-125 1998-99	5346RC
RM-125 2000	5420RC
RM-125 2001-02	5420RCX
RM-125 2003	5420RC1
RM-125 2004	5532RC
RM-125 2005	5583RC
RM-250 1985	869RC
RM-250 1986	976RC
RM-250 1987	5012RC
RM-250 1988	5053RC
RM-250 1989	5093RC
RM-250 1990	5093RCX
RM-250 1991-92	5124RC
RM-250 1993	5182RC
RM-250 1994	5217RC
RM-250 1995	5256RC
RM-250 1996	5295RC
RM-250 1997	5324RC
RM-250 1998	5357RC
RM-250 1999	5379RC
RM-250 2000	5419RC
RM-250 2001	5465RC
RM-250 2002	5474RC
RM-250 2003	5494RC

<b>SUZUKI (Cont.)</b>	
RM-250 2004	5534RC
RM-250 2005	5534RCX
RM-250 2006-07	5629RC
DR-250 1990-95	5130RC
DR-650 SE 1997-09	5309RC
<b>SUZUKI ATV</b>	
LT-250RF Quadracer '85	942RC
LT-250RF Quadracer '86	988RC
LT-250 Quadracer '88-92	5064RC
LTF-250 1987-09	5019RC
LT-4WDX300 King Quad 1991-02	5136RC
LT-250RF Quadracer '86	988RC
LT-300E 1987-89	5065RC
Eiger 400 2002-09	5512RC
LT-F500 1998-05	5370RC
Vinson/King Quad 500 2005-09	5370RC
<b>YAMAHA</b>	
YZ-80J 1982 (#5X2)	827RC
YZ-80N 1985 (#58T)	888RC
YZ-80S 1986 (#1LR)	978RC
YZ-80T 1987 (#2HF)	5013RC
YZ-80 1988-92	5056RC
YZ-80 1993-97 (#4ES)	5183RC
YZ-80 1998-01 (#4ES01)	5183RCX
YZ-85 2002-05 (#5PA)	5476RC
YZ-125G 1980 (#3R3)	693RC
YZ-125 1981 (#4V2)	723RC
YZ-125J 1982 (#5X4)	760RC
YZ-125K 1983 (#24X)	809RC
YZ-125N 1985 (#55Y)	875RC
YZ-125 1986 (#1LX)	979RC
YZ-125 1987 (#2HG)	5014RC
YZ-125 1988 (4PE)	5055RC
YZ-125 1989 (#3JD)	5094RC
YZ-125 1990 (#3SR)	5120RC
YZ-125 1991 (#3XJ)	5118RC
YZ-125 1992 (#4DB)	5141RC
YZ-125 1993 (#4EX)	5184RC
YZ-125 1994 (#4JY)	5221RC
YZ-125 1995 (#4PE)	5257RC
YZ-125 1996	5311RC
YZ-125 1997	5311RCX
YZ-125 1998 (#4SS)	5348RC
YZ-125 1999	5378RC
YZ-125 2000	5378RCX
YZ-125 2001	5378RC1
YZ-125 2002	5470RC
YZ-125 2003	5487RC
YZ-125 2004	5533RC
YZ-125 2005-09 (#1C3)	5533RCX
YZ-250 1973-75	352RC
YZ-250G, H 1980-81 (#3R4, #4V3)	695RC
YZ-250 1983 (#24Y)	810RC
YZ-250L 1984 (#39X)	877RC

<b>YAMAHA (Cont.)</b>	
YZ-250N 1985 (#56A)	878RC
YZ-250S 1986	980RC
YZ-250T 1987 (#2HH)	5015RC
YZ-250U 1988 (#2VM)	5054RC
YZ-250V, WR 1989(#3JE)	5095RC
YZ-250W 1990 (#3SP)	5109RC
YZ-250 1991 (#3XK)	5119RC
YZ-250 1992 (#4DA)	5174RC
YZ-250 1993 (#4EW)	5185RC
YZ-250 1994 (#4JX)	5222RC
YZ-250 1995 (#4MX)	5258RC
YZ-250 1996 (#4SR)	5296RC
YZ-250 1997 (4XL)	5327RC
YZ-250 1998 (4XL)	5352RC
YZ-250 1999-00 (#5CU)	5377RC
YZ-250 2001-02 (#5MW)	5377RCX
YZ-250 2003-06 (#5UP)	5377RC1
YZ-250 2007-09 (#5UP)	5377RC2
MX-250B 1975-76 (#509)	364RC
YZ-350 1984-85 (#48H) (#2GU)	881RC
YZ-360 1974-75	332RC
MX-400B 1975-76 (#510)	365RC
YZ-490 1982-83 (#5X6)	766RC
YZ-490 1984-85 (#40T)	821RC
<b>YAMAHA ATV</b>	
YFS-200 Blaster 88-06 (#2XJ)	5035RC
Tri-Z 250 1985-89 (#38W)	879RC
YFB/YFM-250 1990-04	5101RC
YFZ-350 Banshee '88-06	5023RC
Grizzly 600 1998-01 (#3TB)	814RCX
Biq Bear 400 2000-09	5231RC
Kodiak 400 1993-99	5231RC
Kodiak 400 2000-06 (#5GH)	5425RC
Grizzly 400 2007-08 (#5GH)	5425RC
Kodiak 450 2003-06 (#5ND)	5513RC
Grizzly 450 2007-09 (#5ND)	5513RC

**Our complete machine shop can be your machine shop.** Send us your cylinder, along with instructions, and our sleeving department will install a new sleeve into your cylinder. Then we will match all of the ports to original specs, chamfer all port edges and bore and hone to fit the new piston.



**MACHINE SHOP SERVICES FROM L.A. SLEEVE**  
**CRANKSHAFT REBUILDING ■ HEAD MODIFICATIONS ■ CYLINDER PORTING**



# BIG BORE



## THERE IS NO REPLACEMENT FOR DISPLACEMENT

The best thing you can do for your two-stroke or four-stroke motor is to install a L.A. Sleeve Big Bore Kit. Big Bore kits are designed and developed to provide riders with additional torque and horsepower, while maintaining engine reliability. Kit configurations vary depending upon model and it's specific needs. The one constant factor in all our Big Bore kits is performance. You'll notice huge power gains from bottom end to the top end of the powerband.

While the four-stroke revolution is in full swing, L.A. Sleeve is still the industry's leading manufacturer of two-stroke Big Bore kits. L.A. Sleeve is more than just a parts warehouse. We have a complete engine service department just in case you need help getting your motor back together.

## USING THE LETTER CODE CHART

To determine the requirements for your Big Bore kit, check the letter codes charted with your model. The following explanations will help you to determine what components need to be modified or any special requirements.

**A. L.A. SLEEVE INSTALLATION REQUIRED.** L.A. SLEEVE Power Products will need to install a Big Bore sleeve, modify all other components to required specifications. Send the cylinder and other parts if required to L.A.SLEEVE.

**B. DEALER INSTALLATION REQUIRED.** Qualified dealers or engine builders are needed to complete the engine re-installation. See your dealer before starting any engine mods. Your dealer will ship the necessary parts to L.A.SLEEVE for modification.

**C. HEAD MODIFICATION REQUIRED.** Most two stroke Big Bores require that the head be re-chambered to larger cc's. Send the head with your cylinder.

**D. CASE MODIFICATION REQUIRED.** Some Big Bore engines require the crankcase to be bored in order to accept the large cylinder skirt. Disassemble and split the case before sending. L.A. SLEEVE service department provides this service. Call for price quote.

**E. POWER VALVE MODIFICATION REQUIRED.** Some two stroke Big Bores using power valves require the valves to be machined and modified to clear the piston/bore. Send the power valve still assembled in the cylinder. Power Products will modify the valves to the proper clearance and re-assemble.

**F. PORT AND POLISH RECOMMENDED (STAGE II).** Big Bore motors produce low-end torque and horsepower. Adding Stage II port and polish to the cylinder will increase RPM's at the mid and top end, giving the motor a smooth powerband.



# L.A. SLEEVE BIG BORE KITS

## HONDA OFFROAD CYCLE 2-STROKE

MODEL	YEAR	SLEEVE	PISTON KIT	GASKET	KIT PRICE	KIT + INSTALL	LETTER CODE
CR80-105	86-02	H-948B	W948P1.35	GS948C	280.00	550.00*	A/B/C
CR80-102	93-03	H-948B	766M05200	GS948	290.00	555.00*	A/B/C
CR85-102	2003-04	H-948B	766M05200	GS948	290.00	555.00*	A/B/C
CR85-96	2003-04	H-5488B	833M05050	C7932	254.00	525.00	A/B/C/F
CR85-96	2005-07	H-5599B	833M05050	C3084	254.00	525.00	A/B/C/F
CR125-139	2005-07	H-5579	841M05700	C3221	289.00	550.00	A/B/C/F
CR250-261	97-98	H-5318	65.1200.160	C7116	292.00	555.00	A/B/E/F
CR250-265	97-98	H-5318	65.1200.210	C7116	292.00	555.00	A/B/E/F
CR250-270	97-98	H-5318	65.1200.260	C7303	310.00	579.00	A/B/C/E/F
CR250-261	99-00	H-5375	65.1200.160	C7116	292.00	555.00	A/B/E/F
CR250-265	99-00	H-5375	65.1200.210	C7116	292.00	555.00	A/B/E/F
CR250-270	99-00	H-5375	65.1200.260	C7303	310.00	579.00	A/B/C/E/F
CR250-261	2001	H-5448	65.1200.160	C7116	292.00	555.00	A/B/E/F
CR250-265	2001	H-5448	65.1200.210	C7116	292.00	555.00	A/B/E/F
CR250-270	2001	H-5448	65.1200.260	C7303	310.00	579.00	A/B/C/E/F
CR250-261	2002-03	H-5447-36	65.1200.160	C7197	298.00	560.00	A/B/E/F
CR250-265	2002-03	H-5447-36	65.1200.210	C7197	298.00	560.00	A/B/E/F
CR250-270	2002-03	H-5447-36	65.1200.260	C7197	298.00	579.00	A/B/C/E

## HONDA OFFROAD CYCLE 4-STROKE

MODEL	YEAR	KIT NO.	SLEEVE	PISTON KIT	GASKET	CAM	KIT PRICE	KIT + INSTALL	LETTER CODE
CRF100F-120	2004-13	LAS-5197B	H-5197B	4773M05800 (12:1)	C7986	1018-1	388.50	515.00	A/B
CRF150R-175	2007-09	LAS5635	H-5635B	65.1500.400 (13:1)	GS5635	1080-2 (07-09)	580.00	710.00	A/B
CRF150R-175	2010-13	LAS5635B	H-5635B	65.1500.400 (13:1)	GS5635		360.00	495.00	A/B
CRF250R-262	2005-09	LAS-5597	H-5597B	65.1602.200 (13.5:1)	C7189	1057-2	660.00	790.00	A/B
CRF250R-270	2005-09	LAS-5597-1	H-5597D	CPMX2051C (13.5:1)	C7189	1057-2	748.50	880.00	A/B
CRF250R-280	2005-09	LAS-5731	H-5731	8587D400 (13.5:1)	C3232		495.00	635.00	A/B
CRF250R-264	2010-12	LAS-5739B	H-5739B	65.1604.200 (13.1:1)	C3289-EST		430.00	560.00	A/B
CRF250R-277	2010-12	LAS-5739B-1	H-5739B	65.1604.300 (13.1:1)	C3289-EST		450.00	580.00	A/B
CRF450R-480	2002-03	LAS-5475B	H-5475B	4699 (12.5:1)	C3049-EST	1024-2	645.00	775.00	A/B
CRF450R-480	2004-08	LAS-5537B	H-5537B	65.1805.300 (12.5:1)	C3049-EST	1024-2	645.00	775.00	A/B
CRF450R-480	2009-12	LAS-5695B	H-5695B	284669 (12.5:1)	C3276-EST		465.00	495.00	A/B
CRF450X-480	2005-07	LAS-5537B	H-5537B	65.1805.300 (12.5:1)	C3049-EST	1024-2	645.00	775.00	A/B
CRF450X-480	2008-12	LAS-5537B-3	H-5537B	65.1805.300 (12.5:1)	C3049-EST	1102-2	645.00	775.00	A/B
XR100-120	92-03	LAS-5197B	H-5197B	4773M05800 (12:1)	C7986	1018-1	388.50	515.00	A/B
XR250R-285	96-04	LAS-957B	H-957B	4466M07800 (10.5:1)	C7822	1006-1	550.00	675.00	A/B
XR250L-285	91-96		H-957B	4466M07800 (10.5:1)	C7822		350.00	475.00	A/B
XR400-430	96-04	LAS-5445B1	H-5445	65.1821.300 (11:1)	C7826-EST		358.50	490.00	A/B
XR400-440	96-04	LAS-5445B2	H-5445	65.1821.400 (11:1)	C7826-EST		358.50	490.00	A/B
XR400-440	96-04	LAS-5445	H-5445	8604D400 (11:1)	C7826-EST	1043-2	565.00	698.00	AB
XR400-440	96-04	LAS-5445B	H-5445	4794M08900 (12:1)	C7826-EST	1043-2	565.00	698.00	A/B
XR400-445	96-04		H-5445NS	J5293P4 (11:1)	C7826-EST		499.50	635.00	A/B/D
XR/XL 500-567	79-82		H-5B	4117M09500 (10.5:1)	C7148		475.00	615.00	A/B
XR600-630	85-87		H-5160	4366M10000 (11:1)	C7828		355.00	480.00	A/B
XR600-630	88-90	LAS-5037B	H-5037B	4366M10000 (11:1)	C7828	1004-1	570.00	698.00	A/B
XR650L-720	93-12	LAS-5160B	H-5160B	W5160PS (10:1)	GS5160	1004-1	650.00	785.00	A/B/D
XR650R-680	00-07	LAS-5440	H-5440	4715M10240 (10:1)	C7753	1009-1	557.50	685.00	A/B
XR650R-680	00-07	LAS-5440B	H-5440	4716M10240 (11:1)	C7753	1010-2	557.50	685.00	A/B

HONDA  
HUSQVARNA  
KAWASAKI  
KTM  
SUZUKI  
YAMAHA  
VINTAGE  
BIG BORE  
ACCESSORIES  
TECH.

# L.A. SLEEVE BIG BORE KITS [CONTINUED]

## KAWASAKI OFFROAD CYCLE 2-STROKE

MODEL	YEAR	SLEEVE	PISTON KIT	GASKET	KIT PRICE	KIT + INSTALL	LETTER CODE
KX65-71	2002-13	KA-5472	752M04650	C7682	206.00	375.00	A/B/F
KX80-100	86-87	KA-968	8197D400	GS968	230.00	498.00	A/B/C
KX80-100	88-90	KA-5042	8197D400	GS5042	230.00	498.00	A/B/C
KX80-100	91-97	KA-5263	8197D400	GS5144	230.00	498.00	A/B/C
KX80-100	98-00	KA-5351B	8197D400	GS5351	240.00	510.00	A/B/C
KX85-101	2001-13	KA-5351B	8102D450	C7392	250.00	520.00	A/B/C/F
KX85-107	2001-13	KA-5351B	651M05450	GS5449	268.50	538.00	A/B/C/F
KX125-134	2001	KA-5451	8062D200	C7762	260.00	430.00	A/B/F
KX125-134	2002	KA-5473	8062D200	C7762	260.00	430.00	A/B/F
KX125-134	2003	KA-5485	8073D200	C7921	260.00	430.00	A/B/F
KX125-134	2004-05	KA-5570	8167D200	C7203	260.00	430.00	A/B/F
KDX200-240	95-05	KA-5252B		GS5252			A/B/C/E
KDX220-240	97-05	KA-5252B		GS5252			A/B/C/E
KX250-295	1993	KA-5180B	W5007PS-DISC.	GS5180			A/B/C/E/F
KX250-295	1994	KA-5209B	W5007PS-DISC.	GS5180			A/B/C/E/F
KX250-295	1997	KA-5321B	W5007PS-DISC.	GS5180			A/B/C/E/F
KX250-295	98-99	KA-5350B	W5007PS-DISC.	GS5180			A/B/C/E/F
KX250-295	2000	KA-5422B	W5007PS-DISC.	GS5180			A/B/C/E/F
KX250-265	2005-07	KA-5582	843M06850	C3096	305.00	475.00	A/B/F
KX500-540	86-88	KA-5008B	W5008PS	GS5008	420.00	815.00	A/B/C
KX500-540	89-04	KA-5087B	W5008PS	GS5087B	420.00	815.00	A/B/C

## KAWASAKI OFFROAD CYCLE 4-STROKE

MODEL	YEAR	KIT NO.	SLEEVE	PISTON KIT	GASKET	CAM	KIT PRICE	KIT + INSTALL	LETTER CODE
KLX110-135	2002-13			W5493PS (10.5:1)	GS5493	2027-1	376.00	445.00	B
KLX110-150**	2002-07	LAS-5493B	KA-5493B	J5493P6100 (10.5:1)	GS6100	2027-1	475.00	595.00*	A/B/C/D
KLX125-143	2003-06	LAS-753B		4815M06100 (11:1)	GS7530	2028-1	338.95	460.00	B
KX250F-262	2004-05	LAS-5530	KA-5530	4358 (12.6:1)	C3056-EST	2041-1IN,2040-1E	675.00	810.00	A/B
KX250F-270	2004-05	LAS-5530B	KA-5530B	65.2604.300 (13.5:1)	C3056-EST	2067-2IN, 2068-2E	790.00	925.00	A/B
KX250F-270	2006-08	LAS-5611B	KA-5611B	65.2604.300 (13.5:1)	C3056-EST	2067-2IN, 2068-2E	790.00	925.00	A/B
KX250F-270	2009-	LAS-5611B-1	KA-5611B	65.2604.300 (13.5:1)	C3271-EST	2067-2IN, 2068-2E	790.00	925.00	A/B
KX250F-270	2010-	LAS-5611B-2	KA-5611B	65.2607.300 (13.5:1)	C3271-EST	2067-2IN, 2068-2E	790.00	925.00	A/B
KX250F-270	2011-12	LAS-5611B-3	KA-5611B	65.2607.300 (13.5:1)	C3271-EST	2220-2IN, 2221-2E	810.00	945.00	A/B
KLX300-330	97-07	LAS-5339B	KA-5339B	J5339PS (12.5:1)	C7421		420.00	555.00	A/B
KLX400-440	2003-04	LAS-5430B	FL-5430B	4795M09450 (12.5:1)	C7963-EST	2047-1IN,2048-1E	790.00	925.00	A/B
KLX400-440	2003-04	LAS-5430B1	FL-5430B	4796M09450 (13.5:1)	C7963-EST	2047-1IN,2048-1E	790.00	925.00	A/B
KLX400-450	2003-04	LAS-5430B2	FL-5430B	65.2700.550 (13:1)	GS5430	2047-1IN,2048-1E	810.00	945.00	A/B
KX450F-470	2006-08	LAS-5607B	KA-5607	4398 (12:1)	C3146-EST	2074-2IN, 2075-2E	695.00	830.00	A/B
KX450F-470	2006-08	LAS-5607B-2	KA-5607	4398 (12:1)	C3146-EST		315.00	450.00	A/B
KX450F-470	2009-12	LAS-5698B	KA-5698	284854 (12.8:1)	C3285-EST	2187-2IN, 2188-2E	775.00	910.00	A/B
KLX450R-470	2008-09	LAS-5607B-1	KA5607	4398 (12:1)	C3146-EST	2198-2IN, 2199-2E	695.00	830.00	A/B
KLX450R-470	2008-12	LAS-5607B-2	KA5607	4398 (12:1)	C3146-EST		315.00	450.00	A/B

\*\* Clutch Conversion Kit recommended for KLX150 Retail 749.00

## KTM OFFROAD CYCLE 4-STROKE

MODEL	YEAR	KIT NO.	SLEEVE	PISTON KIT	GASKET	KIT PRICE	KIT + INSTALL	LETTER CODE
SX,XCF250-280	2005-07	LAS-5604B	FL5604B	J5604PS (12.5:1)	GS5604	445.00	580.00	A/B
SX,XCF250-280	2005-07	LAS-5604B1	FL5604B	J5604PS135 (13.5:1)	GS5604	445.00	580.00	A/B
SX,XCF250-280	2008-12	LAS-5682B	FL5682B	J5604PS (12.5:1)	GS5604	445.00	580.00	A/B



## SUZUKI OFFROAD CYCLE 2-STROKE

MODEL	YEAR	SLEEVE	PISTON KIT	GASKET	KIT PRICE	KIT + INSTALL	LETTER CODE
RM65-71	2003-06	KA-5472	752M04650	C7682	206.00	375.00	A/B/F
RM85-100	2003-06	FL-5479B	806M05200	C7857	269.00	545.00	A/B/C
RM125-134	2000-03	FL-5420	754M05600	35-3219	244.00	420.00	A/B/F
RM125-134	2004-07	FL-5532	835M05600	C7508	244.00	420.00	A/B/F
RM125-144	2004-07	FL-5532B	836M05800	C7508	295.00	575.00	A/B/C/F

## SUZUKI OFFROAD CYCLE 4-STROKE

MODEL	YEAR	KIT NO.	SLEEVE	PISTON KIT	GASKET	CAM	KIT PRICE	KIT + INSTALL	LETTER CODE
DRZ110-135	2003-06			W5493PS (10.5:1)	GS5493	2027-1	376.00	445.00	B
DRZ110-150**	2003-06	LAS5493B	FL5493B	J5493P6100 (10.5:1)	GS6100	2027-1	475.00	595.00*	A/B/D
DRZ125-143	2003-09	LAS-753B		4815M06100 (11:1)	GS7530	2028-1	338.95	460.00	B
DRZ250-300	2002-07	LAS-5130B	FL-5130B	4777M08000 (11.5:1)	C7969		324.00	460.00	A/B
RMZ250-262	2004-06	LAS-5530	KA-5530	4358 (12.6:1)	C3056-EST	2041-1IN,2040-1E	675.00	810.00	A/B
RMZ250-270	2004-06	LAS-5530B	KA-5530B	65.2604.300 (13.5:1)	C3056-EST	2067-2IN, 2068-2E	790.00	925.00	A/B
RMZ250-270	2007-09	LAS-5636B	FL-5636B	65.4612.300 (13.5:1)	C3203-EST	2087-2IN, 2088-2E	790.00	925.00	A/B
RMZ250-270	2010-12	LAS-5750B	FL-5750B	65.4614.300 (13.5:1)	C3408-EST	2202-2IN, 2204-2E	790.00	925.00	A/B
DRZ350-385	90-99	LAS-5112	FL5112H	4576M08300	C7157		315.00	450.00	A/B
DRZ350-450	90-99	LAS-5112B	FL-5112B	A5112PS	C7264		398.00	535.00*	A/B/D
DRZ400-440	00-12	LAS-5430B	FL-5430B	4795M09450 (12.5:1)	C7963-EST	2047-1IN,2048-1E	790.00	925.00	A/B
DRZ400-440	00-12	LAS-5430B1	FL-5430B	4796M09450 (13.5:1)	C7963-EST	2047-1IN,2048-1E	790.00	925.00	A/B
DRZ400-453	00-12	LAS-5430B2	FL-5430B	65.2700.550 (13:1)	GS5430	2047-1IN,2048-1E	810.00	945.00	A/B

\*\* Clutch Conversion Kit recommended for DRZ150 kit. Retail 749.00

## YAMAHA OFFROAD CYCLE 2-STROKE

MODEL	YEAR	SLEEVE	PISTON KIT	GASKET	KIT PRICE	KIT + INSTALL	LETTER CODE
YZ80-103	93-01	YA-5476B	767M05250	35-2113	270.00	535.00	A/B/C/F
YZ85-103	2002-13	YA-5476B	767M05250	35-2112	270.00	535.00	A/B/C/F
YZ125-134	99-01	YA-5378	726M05600	35-2218	260.00	430.00	A/B/F
YZ125-134	2002	YA-5470	797M05600	35-2222	260.00	430.00	A/B/F
YZ125-134	2003	YA-5487	797M05600	C7936	260.00	430.00	A/B/F
YZ125-134	2004	YA-5533	797M05600	C7936	260.00	430.00	A/B/F
YZ125-144	2005-13	YA-5533B	846M05800	35-2225	298.00	570.00	A/B/C/F
YZ250-270	1999-2013	YA-5377	804M06850	35-2320	310.00	599.00	A/B/C/E

## YAMAHA OFFROAD CYCLE 4-STROKE

MODEL	YEAR	KIT NO.	SLEEVE	PISTON KIT	GASKET	CAM	KIT PRICE	KIT + INSTALL	LETTER CODE
TTR125-145	2000-13	LAS-5426B	YA-5426B	J5426PS	GS5426	4019-1	479.50	610.00	A/B
YZ,WR 250F-262	2001-02	LAS-5463	YA-5463	8559D200 (12.7:1)	C3057-EST	4012-1IN,4020-1E	715.00	840.00	A/B
YZ,WR 250F-262	2003	LAS-5515	YA-5515	8559D200 (12.7:1)	C3057-EST	4012-1IN,4020-1E	715.00	840.00	A/B
YZ,WR 250F-272	2004-13	LAS-5536	YA-5536B	65.5603.300 (13:1)	C3059-EST	4054-2IN, 4055-2E	820.00	955.00	A/B
YZ,WR 400F-420	98-00	LAS-5359B	YA-5359B	8639D200 (13.5:1)	C7401	4002-1IN,4035-1E	740.00	870.00	A/B
YZ426F-444	2000-02	LAS-5424	YA5424	8640D200 (13.5:1)	C7470	4002-1IN,4035-1E	745.00	870.00	A/B
YZ450F-470	2003-05	LAS-5495	YA-5495	7188 (12.5:1)	C3064-EST	4023-1IN,4022-1E	765.00	899.00	A/B
YZ450F-470	2004-05	LAS-5495B	YA-5495	65.5712.200 (13.5:1)	C3064-EST	4089-2IN, 4090-2E	799.00	935.00	A/B
YZ450F-478	2003-05	LAS-5495B3	YA-5495	65.5712.300 (13.5:1)	C3148-EST	4089-2IN, 4090-2E	799.00	935.00	A/B
YZ450F-470	2006-09	LAS-5627	YA-5627	65.5712.200 (13.5:1)	C3178-EST	4089-2IN, 4090-2E	799.00	935.00	A/B
YZ450F-478	2006-09	LAS-5627B4	YA-5627	65.5712.300 (13.5:1)	C3178-EST	4089-2IN, 4090-2E	799.00	935.00	A/B
YZ450F-470	2010-13	LAS-5728	YA-5728	65.5715.200 (12.5:1)	GS5728	4163-1IN, 4164-1EX	799.00	935.00	A/B
XT,TT500-534	75-81		YA-375B	4783M09000 (9:1)	C7252		350.00	485.00	A/B
XT,TT500-534	75-81		YA-375B	4190M09000 (11:1)	C7252		360.00	495.00	A/B
XT600-635	88-96	LAS-814BB	YA-814BB	4607M09800 (10:1)	C7276		360.00	495.00	A/B
XT600-675	88-96	LAS-7028	YA-7028	4607M10100 (10.75:1)	C7277		360.00	495.00*	A/B/D



# BIG BORE COMPLETE CYLINDER KITS

L.A. Sleeve complete 4-stroke big bore cylinder kits include big bore cylinder, forged piston kit, camshaft, and top end gaskets. Big bores provide great torque and increased overall horsepower. Additional top end performance and horsepower are increased by adding DRD pipes and carbs to the big bore kit.



## MOTORCYCLE FOUR-STROKE CYLINDER KITS

### HONDA FOUR-STROKE

MODEL	BORE SIZE (mm)	YEAR	KIT NO.	KIT PRICE
CRF-50F to 80cc	50.00	04-13	NIKS8050	499.00
XR-50R to 80cc	50.00	00-03	NIKS8050	499.00
CRF-50F to 88cc	52.00	04-13	NIKS8852	499.00
XR-50R to 88cc	52.00	00-03	NIKS8852	499.00
CRF-70F to 88cc	52.00	04-09	NIKS8952	525.00
XR-70R to 88cc	52.00	97-03	NIKS8952	525.00
CRF-150R to 170cc	70.00	07-09	CK-5635	799.00
CRF-250R to 262cc	80.00	04-09	CK-5597	699.00
CRF-250R to 270cc	81.00	04-09	CK-5597D	799.00
CRF-450R to 480cc	99.00	02-08	CK-5537	749.00
CRF-450R to 488cc	100.00	02-06	CK-5538	749.00

### KAWASAKI FOUR-STROKE

MODEL	BORE SIZE (mm)	YEAR	KIT NO.	KIT PRICE
KX-250F to 270cc	80.00	04-08	CK-5530	759.00
KX-250F to 270cc	80.00	04-08	CK-5611	799.00
KX-250F to 276cc	81.00	04-08	CK-5611A	829.00
KX-250F to 276cc	81.00	09	CK-5611B	829.00

### SUZUKI FOUR-STROKE

MODEL	BORE SIZE (mm)	YEAR	KIT NO.	KIT PRICE
RM-Z250 to 270cc	80.00	04-06	CK-5530	759.00
DR-Z 400 E,S to 434cc	94.00	00-13	LAS-41001K	775.00
DR-Z 400 E,S to 454cc	96.00	00-13	LAS-5430K3	1,125.00

### YAMAHA FOUR-STROKE

MODEL	BORE SIZE (mm)	YEAR	KIT NO.	KIT PRICE
TT-R90 to 110cc	52.00	00-07	NIKS4110	328.00
TT-R125 to 145cc	58.00	00-09	NIKS4145	499.00
YZ, WR-250F to 270cc	80.00	01-04	CK-5536-1	749.00
YZ-250F to 270cc	80.00	05-12	CK-5536	749.00
YZ-250F to 270cc (Iron Bore)	80.00	05-12	CK-5536SL	829.00
YZ-450F to 478cc	98.00	03-05	CK-5495	895.00
WR-450F to 478cc	98.00	03-06	CK-5495	895.00
YZ-450F to 478cc	98.00	06-09	CK-5627	895.00
WR-450F to 478cc	98.00	07-12	CK-5627	895.00



# CYLINDER WORKS



## CYLINDER WORKS BIG BORE CYLINDERS

Cylinder Works produces drop-in four-stroke big bore cylinders that appear virtually the same as stock. The cylinders are supplied with nickel silicon carbon plated bores. L.A. SLEEVE additionally installs big bore sleeves into some models to increase big bore availability. Sleeved cylinders are boreable to oversize pistons. Cylinders are sold individually. Order pistons and gaskets separately.

### HONDA FOUR-STROKE

MODEL	YEAR	BORE SIZE (mm)	BORE STYLE	PART NO.	RETAIL PRICE
CRF-150R to 159cc	2007-09	68.00	Plated	11004	259.95
CRF-150R to 170cc	2007-13	70.00	Sleeved	11004-SL70	359.95
CRF-250R to 262cc	2004-09	80.00	Sleeved	11001SL	399.00
CRF-250R to 264cc	2010-12	79.00	Sleeved	11007SL	399.00
CRF-250R to 270cc	2004-09	81.00	Sleeved	11001DSL	429.95
CRF-250R to 270cc**	2004-09	81.00	Plated	11001	299.95
CRF-250R to 270cc	2010-12	80.00	Plated	11007	299.95
CRF-250X to 270cc**	2004-12	81.00	Plated	11001	299.95
CRF-250X to 270cc	2004-12	81.00	Sleeved	11001DSL	429.95
CRF-450R to 488cc	2002-08	100.00	Plated	11002	299.95
CRF-450R to 478cc	2009-12	99.00	Plated	11006	299.95
CRF-450X to 478cc	2005-12	99.00	Plated	11008	299.95

\*\* Case Boring Required

### KAWASAKI FOUR-STROKE

MODEL	YEAR	BORE SIZE (mm)	BORE STYLE	PART NO.	RETAIL PRICE
KX-250F to 270cc	2004-08	80.00	Plated	31001	299.95
KX-250F to 270cc	2009	80.00	Plated	31004	299.95
KX-250F to 270cc	2010	80.00	Plated	31005	299.95
KX-250F to 270cc	2011-13	80.00	Plated	31006	299.95
KX-250F to 276cc	2004-08	81.00	Sleeved	31001-SL81	399.00
KX-250F to 276cc	2009	81.00	Sleeved	31004-SL81	399.00
KLX-400 R/SR to 434cc	2003	94.00	Plated	41001	299.95
KLX-400 to 434-440cc	2003	94-96	Sleeved	41001SL	429.95

### KTM FOUR-STROKE

MODEL	YEAR	BORE SIZE (mm)	BORE STYLE	PART NO.	RETAIL PRICE
250 SX-F to 276cc	2005-12	80.00	Plated	51002	299.95
250 XC-F to 276cc	2006-12	80.00	Plated	51002	299.95
250 XCW-F to 276cc	2006-12	80.00	Plated	51002	299.95
350 SX-F to 365cc	2011-13	90.00	Plated	51001	299.95

### SUZUKI FOUR-STROKE

MODEL	YEAR	BORE SIZE (mm)	BORE STYLE	PART NO.	RETAIL PRICE
RMZ-250 to 270cc	2004-06	80.00	Plated	31001	299.95
RMZ-250 to 270cc	2007-09	80.00	Plated	41003	299.95
RMZ-250 to 270cc	2010-12	80.00	Plated	41004	299.95
RMZ-250 to 276cc	2004-06	81.00	Sleeved	31001-SL81	399.00
RMZ-250 to 276cc	2007-09	81.00	Sleeved	1009-SL81	399.00
DRZ-400 E,S to 434cc	2000-12	94.00	Plated	41001	299.95
DRZ-400 E,S to 434-440	2000-12	94-96	Sleeved	41001SL	429.95
DRZ-440 E,S to 453cc	2000-12	96.00	Sleeved	41001-96SL	429.95

### YAMAHA FOUR-STROKE

MODEL	YEAR	BORE SIZE (mm)	BORE STYLE	PART NO.	RETAIL PRICE
YZ-250F to 270cc	2001-13	80.00	Plated	21002	299.95
YZ-250F to 270cc	2001-13	80.00	Sleeved	21002SL	399.00
WR-250F to 270cc	2001-13	80.00	Plated	21002	299.95
YZ-450F to 478cc	2003-05	98.00	Plated	21001	279.95
YZ-450F to 478cc	2006-09	98.00	Plated	21003	279.95
YZ-450F to 498cc	2006-09	100.00	Sleeved	21003-100SL	429.95
YZ-450F to 468cc	2010-12	99.00	Plated	21005	310.00
WR-450F to 478cc	2003-06	98.00	Plated	21001	279.95
WR-450F to 478cc	2007-13	98.00	Plated	21003	279.95

## CYLINDER WORKS BIG BORE KITS

Cylinder Works Complete Big Bore Cylinder kits provide everything you need to transform your bike or ATV from stock to a big bore brute. In addition to the stock appearing, plated and precision honed cylinder, each kit contains a complete top end gasket kit and forged piston with rings, pin and clips.



### HONDA FOUR-STROKE

MODEL	YEAR	BORE SIZE (mm)	COMP.	KIT NO.	KIT PRICE
CRF-150R to 159cc	2007-09	68.00	11.7:1	11004-K01	549.95
CRF-250R to 256cc	2004-09	78.00	13:01	12001-K01	649.95
CRF-250R to 269cc	2004-09	80.00	13:01	11001-K01	649.95
CRF-250R to 269cc	2010-12	80.00	13.2:1	11007-K01	649.95
CRF-250X to 256cc	2004-12	78.00	13:01	12001-K01	649.95
CRF-250X to 269cc	2004-12	80.00	13:01	11001-K01	649.95
CRF-450R to 488cc	2002-08	100.00	12.1:1	11002-K01	649.95
CRF-450R to 478cc	2009-12	99.00	12:01	11006-K01	649.95
CRF-450X to 478cc	2005-12	99.00	12:01	11008-K01	649.95

### KAWASAKI FOUR-STROKE

MODEL	YEAR	BORE SIZE (mm)	COMP.	KIT NO.	KIT PRICE
KX-250F to 270cc	2004-08	80.00	12.6:1	31001-K01	649.95
KX-250F to 270cc	2009	80.00	13.2:1	31004-K01	649.95
KX-250F to 270cc	2010	80.00	13.2:1	31005-K01	649.95
KX-250F to 270cc	2011-12	80.00	13.5:1	31006-K01	649.95
KLX-400 R/SR to 434cc	2003-04	94.00	11.3:1	41001-K01	649.95

### KTM FOUR-STROKE

MODEL	YEAR	BORE SIZE (mm)	COMP.	KIT NO.	KIT PRICE
250 SX-F to 276cc	2005-12	80.00	12.8:1	51002-K01	649.95
250 XC-F to 276cc	2006-12	80.00	12.8:1	51002-K01	649.95
250 XCW-F to 276cc	2006-12	80.00	12.8:1	51002-K01	649.95
350 SX-F to 365cc	2011-13	90.00	13.5:1	51001-K01	649.95

### SUZUKI FOUR-STROKE

MODEL	YEAR	BORE SIZE (mm)	COMP.	KIT NO.	KIT PRICE
RMZ-250 to 270cc	2004-06	80.00	12.6:1	31001-K01	649.95
RMZ-250 to 270cc	2007-09	80.00	13.4:1	41003-K01	649.95
RMZ-250 to 270cc	2010-12	80.00	13.4:1	41004-K01	649.95
DRZ-400 E,S to 434cc	2000-12	94.00	11.3:1	41001-K04	649.95

### YAMAHA TWO-STROKE

MODEL	YEAR	BORE SIZE (mm)	COMP.	KIT NO.	KIT PRICE
YZ-85 to 103cc***	2002-13	52.50	8.2:1	21007-K01	649.95

\*\*\* Head Mod Required

### YAMAHA FOUR-STROKE

MODEL	YEAR	BORE SIZE (mm)	COMP.	KIT NO.	KIT PRICE
YZ-250F to 270cc	2001-13	80.00	12.5:1	21002-K01	649.95
YZ-450F to 478cc	2003-05	98.00	12.5:1	23001-K02	649.95
YZ-450F to 478cc	2006-09	98.00	12.5:1	21003-K01	649.95
YZ-450F to 468cc	2010-13	99.00	12.5:1	21005-K01	649.95
WR-250F to 270cc	2001-13	80.00	12.5:1	21002-K01	649.95
WR-450F to 478cc	2003-06	98.00	12.5:1	23001-K02	649.95
WR-450F to 478cc	2007-12	98.00	12.5:1	21003-K01	649.95



## OFFROAD, MOTOCROSS AND ATV HIGH-FLOW AIR FILTERS

K&N XStream and High Flow Air Filters are designed to provide high capacity with low restriction, resulting in increased horsepower and torque. Multi layers of woven cotton gauze media offers excellent filtration. Deep pleats provide high air flow and long service intervals. Two-Piece design allows for easy installation directly into your OE air box. Washable, re-useable, pre-oiled and ready to race!

## OFFROAD, MOTOCROSS & ATV OIL FILTERS

K&N Premium Oil Filters are built with synthetic media designed to withstand the high concentrates of synthetic oils. Special media provides high flow rates and outstanding filtration.

### HONDA MOTORCYCLE OFFROAD

MODEL	YEAR	AIR FILTER	OIL FILTER
CR80R	86-02	KN-8086	
CR85R	03-07	KN-8086	
CRF80F/XR80	79-09	KN-1088	
CRF100F/XR100	86-13	KN-1088	
CR125R	90-01	KN-2591	
CRF150F	03-13	KN-1053	
CRF150R	07-13	KN-1507	KN-116
CRF230F	03-13	KN-1503	
CR250R	91-01	KN-2591	
CRF250R	04-09	KN-4503XD	KN-116
CRF250R	10-13	KN-4509XD	KN-116
CRF250X	04-13	KN-2505XD	KN-116
XR400	96-04	KN-1314	KN-112
CRF450R	03-08	KN-4503XD	KN-116
CRF450R	09-12	KN-4509XD	KN-116
CRF450X	05-13	KN-2505XD	KN-116
CR500R	89-01	KN-2591	
XR650L	93-12	KN-6592	KN-112
XR650R	00-07	KN-6500	KN-112

### KAWASAKI MOTORCYCLE OFFROAD

MODEL	YEAR	AIR FILTER	OIL FILTER
KX65	00-13	KN-8088	
KX80	91-00	KN-8088	
KX85	01-13	KN-8088	
KX100	95-13	KN-8088	
KLX110	02-13	KN-1102	KN-112
KX125	97-05	KN-1297	
KX250	97-07	KN-1297	
KX250F	04-05	KN-2504	KN-207
KX250F	06-13	KN-2506XDK	KN-207
KLX400R	03	KN-4000	KN-139
KX450F	06-13	KN-2506XDK	KN-112
KLX450R	08-11	KN-4408	KN-112
KX500	87-04	KN-1297	

### KTM MOTORCYCLE OFFROAD

MODEL	YEAR	AIR FILTER	OIL FILTER
125 SX	98-06	KN-5201	
250 SX	98-06	KN-5201	
250 SXF	05-06	KN-5201	KN-655
400 EXC-G Racing	00-07	KN-5201	KN-155/KN-157
450 EXC-G Racing	03-07	KN-5201	KN-155/KN-157
450 SXF	07-12	KN-5201	KN-652
505 SXF	07-09	KN-5201	KN-652
525 EXC	00-07	KN-5201	KN-155/KN-157
530 EXC	10-13	KN-5201	KN-652

### SUZUKI MOTORCYCLE OFFROAD

MODEL	YEAR	AIR FILTER	OIL FILTER
RM65	03-06	KN-8088	
RM80/85	86-12	KN-8086	
DRZ110	03-06	KN-1102	KN-112
RM125	96-00	KN-2596	
RM125	06-08	KN-2506XDY	
RM250	99-04	KN-2596	
RM250	06-08	KN-2506XDY	
RMZ250	04-06	KN-2504	KN-207
RMZ250	07-13	KN-2506XDY	KN-207
DRZ400E	00-12	KN-4000	KN-139
RMZ450	05-13	KN-2506XDY	KN-207

### YAMAHA MOTORCYCLE OFFROAD

MODEL	YEAR	AIR FILTER	OIL FILTER
YZ80	93-01	KN-8096	
YZ85	02-13	KN-8502	
TTR90	00-07	KN-9001	
TTR125	00-12	KN-1201	
YZ125	91-13	KN-2506XDY	
YZ250	91-13	KN-2506XDY	
YZ250F	01-13	KN-2506XDY	KN-141
TTR250	00-06	KN-3586	KN-140
WR250R	07-13	KN-3586	KN-140
YZ400F	98-99	KN-2506XDY	KN-142
YZ426F	00-02	KN-2506XDY	KN-142
YZ450F	03-09	KN-2506XDY	KN-141
YZ450F	10-13	KN-4510	KN-140



# CARBURETORS

Carburetors inject your motorcycle with raw horsepower while maintaining reliable performance. Each carburetor is pre-jetted for a hassle-free, quick and easy bolt on, unparalleled performance.

## HONDA

MODEL	YEAR	CARB	PART NO.	RETAIL
CR80/85	86-09	28PWK	KE2006	209.95
CR125	00-07	35PWK	KE2110	224.95
CR250	86-07	39PWK	KE2216	254.95
CRF50R	04-09	PC18 w/Cable	MK8050	224.95
XR50/80	00-03	PC18 w/Cable	MK8050	224.95
XR250R	86-93	35FCR	KE2260	455.00
XR400R	96-05	TM36 Kit w/Cable	MK1240	480.00
XR400R	96-05	39FCR	KE2262	490.00
XR400R	96-05	39FCR w/Cable	KE2264	535.00
XR400R	96-05	41FCR	KE2266	490.00
XR400R	96-05	41FCR w/Cable	KE2270	535.00
XR600	89-99	41FCR Kit	KE2510	578.00
XR600L	93-99	41FCR Kit	KE2512	578.00
XR650R	00-09	TM40 Kit w/Cable	MK1238	495.00

## KAWASAKI

MODEL	YEAR	CARB	PART NO.	RETAIL
KX80	86-00	28PWK	KE8006	209.95
KX125	01-05	35PWK	KE8108	224.95
KDX200	84-94	36PJ	KE8208	199.95
KDX200	84-94	36PJ w/Cable	KE8029	224.95
KDX200/220	95-07	35PWK	KE8210	224.95
KX250	87-07	39PWK	KE8206	254.95
KX500	86-03	39PWK	KE8508	254.95
KLX400-453		41FCR	KE8212	578.00

## SUZUKI

MODEL	YEAR	CARB	PART NO.	RETAIL
RM125	00-03	35PWK	KE6108	224.95
DRZ400 to 440/453	00-12	41FCR	KE8212	578.00



## YAMAHA

MODEL	YEAR	CARB	PART NO.	RETAIL
YZ80/85	93-13	28PWK	KE4006	209.95
YZ125	99-12	35PWK	KE4107	224.95
YZ250	99-12	39PWK	KE4407	254.95

## KEIHIN KEIHIN CARBURETOR & JET KITS

SIZE/MODEL	RETAIL	JET KIT	RETAIL
28PWK	215.00	JK028	53.75
33PWK	215.00	JK034	53.75
34PJ	175.00	JK035	53.75
35PWK	225.00	JK036	53.75
35PWK-AS	245.00	JK038	53.75
36PWK	265.00		
38PWK	259.00		
38PWK-AS	269.00		
38PWM	269.00		
39PWK	259.00		
41PWK Pro	349.95		
20PE	98.00		
22PE	105.00		
24PE	110.00		
28PE	124.95		
38PE	179.95		

## CV4 VENT TUBING KITS

SIZE	COLOR	1 METER PACKAGED	1 FOOT BULK	SIZE	COLOR	1 METER PACKAGED	1 FOOT BULK
3mm	BLUE	51-VT31B	51-VT330B	5mm	YELLOW	51-VT51Y	51-VT530Y
3mm	RED	51-VT31R	51-VT330R	6mm	BLUE	51-VT61B	51-VT630B
3mm	YELLOW	51-VT31Y	51-VT330Y	6mm	RED	51-VT61R	51-VT630R
4mm	BLUE	51-VT41B	51-VT430B	6mm	YELLOW	51-VT61Y	51-VT630Y
4mm	RED	51-VT41R	51-VT430R	7mm	BLUE	51-VT71B	51-VT730B
4mm	YELLOW	51-VT41Y	51-VT430Y	7mm	RED	51-VT71R	51-VT730R
5mm	BLUE	51-VT51B	51-VT530B	7mm	YELLOW	51-VT71Y	51-VT730Y
5mm	RED	51-VT51R	51-VT530R				

- NOT designed as a fuel delivery line off fuel tank or to the carburetor, or any other line that is under continuous fuel immersion.
- Designed for vent lines on carburetors, gas cap over flow, radiator overflow, water pump bypass, oil cooler, and various other applications.
- Working operating temperature up to 420 degrees Fahrenheit.
- NOT designed as a fuel delivery line off fuel tank or to the carburetor, or any other line that is under continuous fuel immersion.



## TEMPERATURE STRIPS



- Illuminates with Temperature Changes
- Self-Adhesive
- 149° - 249° Fahrenheit
- Sold in Packs of 3

PART NO.	PRICE
52-TS100	\$16.95



# SILICON HOSE KITS



## HONDA BIKES

MODEL	YEAR	PART NO.	COLOR
CR85	1998-07	50-H19R	Red
CR85	1998-07	50-H19B	Blue
CRF150R	2007-09	50-H72R	Red
CRF150R	2007-09	50-H72B	Blue
CRF150R	2007-09	50-H72Y	Yellow
CR125	2005-07	50-H37R	Red
CR125	2005-07	50-H37B	Blue
CR250	2002	50-H66R	Red
CR250	2002	50-H66B	Blue
CR250	2003-07	50-H38R	Red
CR250	2003-07	50-H38B	Blue
CRF250R	2004-09	50-H12R	Red
CRF250R	2004-09	50-H12B	Blue
CRF250R	2004-09	50-H12BL	Black
CRF250R	2004-09	50-H12Y	Yellow
CRF250R	2004-09	50-H12W	White
CRF250R	2010-13	50-H175B	Blue
CRF250R	2010-13	50-H175BL	Black
CRF250R	2010-13	50-H175R	Red
CRF250R	2010-13	50-H175W	White
CRF250X	2004-09	50-H12R	Red
CRF250X	2004-09	50-H12B	Blue
CRF250X	2004-09	50-H12BL	Black
CRF250X	2004-09	50-H12Y	Yellow
CRF250X	2004-09	50-H12W	White
CRF450R	2002-04	50-H10R	Red
CRF450R	2002-04	50-H10B	Blue
CRF450R	2002-04	50-H10Y	Yellow
CRF450R	2005	50-H11R	Red
CRF450R	2005	50-H11B	Blue
CRF450R	2005	50-H11Y	Yellow
CRF450R	2006-08	50-H40B	Blue
CRF450R	2006-08	50-H40BL	Black
CRF450R	2006-08	50-H40R	Red
CRF450R	2006-08	50-H40Y	Yellow
CRF450R	2006-08	50-H40W	White
CRF450R	2006-08	50-H126B★	Blue
CRF450R	2006-08	50-H126R★	Red
CRF450R	2006-08	50-H126Y★	Yellow
CRF450R	2006-08	50-H126W★	White
CRF450X	2005-10	50-H47R	Red
CRF450X	2005-10	50-H47B	Blue
CRF450R	2009-12	50-H137B★	Blue
CRF450R	2009-12	50-H137R★	Red
CRF450R	2009-12	50-H137Y★	Yellow
CRF450R	2009-12	50-H137W★	White
CRF450R	2009-10	50-H138B	Blue
CRF450R	2009-10	50-H138R	Red
CRF450R	2009-10	50-H138Y	Yellow
CRF450R	2009-10	50-H138W	White

★ - "Y" Design Hose Kit

## HONDA BIKES (Continued)

XR650R	2000-09	50-H70R	Red
XR650R	2000-09	50-H70Y	Yellow
XR650R	2000-09	50-H70B	Blue

## HUSQVARNA BIKES

MODEL	YEAR	PART NO.	COLOR
CR125	2000-06	50-H52R	Red
WR125	2000-06	50-H52R	Red
TE400	2002-08	50-H53AB	Blue
TE400	2002-08	50-H53AR	Red
TC400	2002-08	50-H53AB	Blue
TC400	2002-08	50-H53AR	Red
TE450	2002-08	50-H53AB	Blue
TE450	2002-08	50-H53AR	Red
TC450	2002-08	50-H53AB	Blue
TC450	2002-08	50-H53AR	Red
TE510	2002-08	50-H53AB	Blue
TE510	2002-08	50-H53AR	Red
TC510	2002-08	50-H53AB	Blue
TC510	2002-08	50-H53AR	Red
TE250	2001-07	50-H53B	Blue
TE250	2001-07	50-H53R	Red
TC250	2001-07	50-H53B	Blue
TC250	2001-07	50-H53R	Red



## KAWASAKI BIKES

MODEL	YEAR	PART NO.	COLOR
KX65	2000-13	50-H41G	Green
KX65	2000-13	50-H41Y	Yellow
KX65	2000-13	50-H41B	Blue
KX65	2000-13	50-H41R	Red
KX85	1998-13	50-H18B	Blue
KX85	1998-13	50-H18G	Green
KX100	1998-13	50-H18B	Blue
KX100	1998-13	50-H18G	Green
KX125	2005	50-H25B	Blue
KX125	2005	50-H25G	Green
KX250	2005-07	50-H24B	Blue
KX250	2005-07	50-H24G	Green
KX250F	2004	50-H13B	Blue
KX250F	2004	50-H13R	Red
KX250F	2004	50-H13Y	Yellow
KX250F	2004	50-H13G	Green
KX250F	2005	50-H23R	Red
KX250F	2005	50-H23B	Blue
KX250F	2005	50-H23Y	Yellow
KX250F	2005	50-H23G	Green
KX250F	2006	50-H39R	Red
KX250F	2006	50-H39B	Blue
KX250F	2006	50-H39G	Green
KX450F	2006-08	50-H43B	Blue
KX450F	2006-08	50-H43R	Red
KX450F	2006-08	50-H43G	Green
KX250F	2006	50-H64B★	Blue

## KAWASAKI BIKES (Continued)

KX250F	2006	50-H64R★	Red
KX250F	2006	50-H64G★	Green
KX450F	2006-08	50-H65B★	Blue
KX450F	2006-08	50-H65O★	Orange
KX450F	2006-08	50-H65R★	Red
KX450F	2006-08	50-H65G★	Green
KX250F	2007-08	50-H76B	Blue
KX250F	2007-08	50-H76R	Red
KX250F	2007-08	50-H76G	Green
KX250F	2007-08	50-H80B★	Blue
KX250F	2007-08	50-H80O★	Orange
KX250F	2007-08	50-H80R★	Red
KX250F	2007-08	50-H80G★	Green
KLX450F	2008-10	50-H101B	Blue
KLX450F	2008-10	50-H101G	Green
KX450F	2009-10	50-H140B★	Blue
KX450F	2009-10	50-H140G★	Green
KX450F	2009-10	50-H140R★	Red
KX450F	2009-10	50-H141B	Blue
KX450F	2009-10	50-H141G	Green
KX450F	2009-10	50-H141R	Red
KX250F	2009-10	50-H142B★	Blue
KX250F	2009-10	50-H142G★	Green
KX250F	2009-10	50-H142R★	Red
KX250F	2009-10	50-H143B	Blue
KX250F	2009-10	50-H143G	Green
KX250F	2009-10	50-H143R	Red

★ - "Y" Design Hose Kit



## KTM BIKES

MODEL	YEAR	PART NO.	COLOR
50SX	2001-08	50-H450	Orange
50SX	2001-08	50-H45B	Blue
50SX	2009	50-H1600	Orange
50SX Pro SR	2001-08	50-H450	Orange
50SX Pro SR	2001-08	50-H45B	Blue
50SX Pro JR	2001-08	50-H450	Orange
50SX Pro JR	2001-08	50-H45B	Blue
65SX	2002-08	50-H480	Orange
65SX	2002-08	50-H48B	Blue
65SX	2009-10	50-H1580	Orange
65SX	2009-10	50-H1590	Orange
85SX	2003-10	50-H17R★	Red
85SX	2003-10	50-H17B★	Blue
85SX	2003-10	50-H17O★	Orange
125SX	2003-06	50-H27R★	Red
125SX	2003-06	50-H27B★	Blue
125SX	2003-06	50-H27O★	Orange
200SX	2003-06	50-H27R★	Red
200SX	2003-06	50-H27B★	Blue
200SX	2003-06	50-H27O★	Orange
125SX	2007-10	50-H95B	Blue





# SILICON HOSE KITS

## KTM BIKES (Continued)

125SX	2007-10	50-H950	Orange
250SX	2003-10	50-H26R	Red
250SX	2003-06	50-H26B	Blue
250SX	2003-06	50-H260	Orange
250SX	2007-10	50-H177R	Red
250SX	2007-10	50-H177B	Blue
250SX	2007-10	50-H1770	Orange
250SX-F	2005-06	50-H49R	Red
250SX-F	2005-06	50-H49B	Blue
250SX-F	2005-06	50-H490	Orange
250SX-F	2005-06	50-H49AR	Red
250SX-F	2005-06	50-H49AB	Blue
250SX-F	2005-06	50-H49A0	Orange
250SX-F	2007-10	50-H74B	Blue
250SX-F	2007-10	50-H740	Orange
250SX-F	2007-10	50-H74R	Red
250XCF	2007-10	50-H74B	Blue
250XCF	2007-10	50-H740	Orange
250XCF	2007-10	50-H74R	Red
250XCF-W	2007-10	50-H74B	Blue
250XCF-W	2007-10	50-H740	Orange
250XCF-W	2007-10	50-H74R	Red
250XC-W	2007-10	50-H178R	Red
250XC-W	2007-10	50-H178B	Blue
250XC-W	2007-10	50-H1780	Orange
300XC	2007-10	50-H177R	Red
300XC	2007-10	50-H177B	Blue
300XC	2007-10	50-H1770	Orange
400 EXC	2002-06	50-H51B	Blue
400 EXC	2002-06	50-H510	Orange
450SX	2009-10	50-H1450	Orange
450SX	2009-10	50-H1450	Orange
525EXC	2002-06	50-H51B	Blue
525EXC	2002-06	50-H510	Orange
450SX	2003-06	50-H50B	Blue
450SX	2003-06	50-H500	Orange
525SX	2003-06	50-H50B	Blue
525SX	2003-06	50-H500	Orange
450SX-F	2007-10	50-H96B	Blue
450SX-F	2007-10	50-H960	Orange
450SX-F	2007-10	50-H96R	Red
450EXC-R	2008-10	50-H1240★	Orange



## SUZUKI BIKES

MODEL	YEAR	PART NO.	COLOR
RM65	2000-05	50-H41B	Blue
RM65	2000-05	50-H41Y	Yellow
RM65	2000-05	50-H41G	Green
RM65	2000-05	50-H41R	Red
RM85	2002-12	50-H16R	Red
RM85	2002-12	50-H16B	Blue
RM85	2002-12	50-H16Y	Yellow
RM125	2001-07	50-H20R	Red
RM125	2001-07	50-H20B	Blue
RM125	2001-07	50-H20Y	Yellow

## SUZUKI BIKES (Continued)

RM250	2001-07	50-H21R	Red
RM250	2001-07	50-H21B	Blue
RM250	2001-07	50-H21Y	Yellow
RMZ250	2004	50-H13B	Blue
RMZ250	2004	50-H13R	Red
RMZ250	2004	50-H13Y	Yellow
RMZ250	2004	50-H13G	Green
RMZ250	2005-06	50-H23R	Red
RMZ250	2005-06	50-H23B	Blue
RMZ250	2005-06	50-H23Y	Yellow
RMZ250	2007-09	50-H77R	Red
RMZ250	2007-09	50-H77B	Blue
RMZ250	2007-09	50-H77Y	Yellow
RMZ250	2007-09	50-H78R★	Red
RMZ250	2007-09	50-H78B★	Blue
RMZ250	2007-09	50-H78Y★	Yellow
RMZ250	2010	50-H201R	Red
RMZ250	2010	50-H201B	Blue
RMZ250	2010	50-H201Y	Yellow
RMZ250	2010	50-H202R★	Red
RMZ250	2010	50-H202B★	Blue
RMZ250	2010	50-H202Y★	Yellow
DRZ400S	2002-10	50-H100B	Blue
DRZ400S	2002-10	50-H100R	Red
DRZ400S	2002-10	50-H100Y	Yellow
DRZ400SM	2002-10	50-H100B	Blue
DRZ400SM	2002-10	50-H100R	Red
DRZ400SM	2002-10	50-H100Y	Yellow
RMZ450	2005	50-H22R	Red
RMZ450	2005	50-H22B	Blue
RMZ450	2005	50-H22Y	Yellow
RMZ450	2006	50-H46R	Red
RMZ450	2006	50-H46B	Blue
RMZ450	2006	50-H46Y	Yellow
RMZ450	2007	50-H75R	Red
RMZ450	2007	50-H75B	Blue
RMZ450	2007	50-H75Y	Yellow
RMZ450	2008-09	50-H128R	Red
RMZ450	2008-09	50-H128B	Blue
RMZ450	2008-09	50-H128Y	Yellow
RMZ450	2008-09	50-H127R★	Red
RMZ450	2008-09	50-H127B★	Blue
RMZ450	2008-09	50-H127Y★	Yellow

★ - "Y" Design Hose Kit

## YAMAHA BIKES

MODEL	YEAR	PART NO.	COLOR
YZ85	1996-13	50-H15R	Red
YZ85	1996-13	50-H15B	Blue
YZ125	2003-13	50-H08R	Red
YZ125	2003-13	50-H08B	Blue
YZ250	2005-13	50-H35R	Red
YZ250	2005-13	50-H35B	Blue
YZ250F	2002-05	50-H09R	Blue
YZ250F	2002-05	50-H09B	Red
WR250F	2002-06	50-H09R	Blue
WR250F	2002-06	50-H09B	Red
WR250R/X	2008-09	50-H149B	Blue
YZ450F	2003-09	50-H36R	Red
YZ450F	2003-09	50-H36B	Blue
YZ450F	2003-09	50-H360	Orange

## YAMAHA BIKES (Continued)

YZ450F	2003-09	50-H36Y	Yellow
YZ450F	2003-09	50-H36W	White
YZ450F	2010	50-H176B	Blue
YZ450F	2010	50-H176R	Red
YZ450F	2010	50-H176W	White
YZ450F	2010-13	50-H1205AB	Blue
YZ450F	2010-13	50-H1205AR	Red
WR450F	2003-09	50-H36R	Red
WR450F	2003-09	50-H36B	Blue
WR450F	2003-09	50-H360	Orange
WR450F	2003-09	50-H36Y	Yellow
WR450F	2003-09	50-H36W	White
WR450F	2010	50-H176B	Blue
WR450F	2010	50-H176R	Red
WR450F	2010	50-H176W	White
YZ250F	2006	50-H44B	Blue
YZ250F	2006	50-H440	Orange
YZ250F	2006	50-H44R	Red
YZ250F	2006	50-H44Y	Yellow
YZ250F	2006	50-H44W	White
YZ250F	2007-09	50-H83B	Blue
YZ250F	2007-09	50-H83R	Red
YZ250F	2007-09	50-H83Y	Yellow
YZ250F	2007-09	50-H83W	White
YZ250F	2010	50-H180B	Blue
YZ250F	2010	50-H180R	Red
YZ250F	2010	50-H180W	White
YZ250F	2010	50-H204B	Blue
YZ250F	2010	50-H204R	Red
YZ250F	2010	50-H204W	White

## PERFORMANCE HOSE CLAMPS



PART NUMBER	DESCRIPTION	RANGE
50-HC3912	12mm - 20mm	1/2" - 7/8"
50-HC31216	16mm - 25mm	5/8" - 1"
50-HC31220	20mm - 32mm	3/4" - 1 1/4"



# FMF PIPES

When it comes to bolt on horsepower, FMF continues to set new industry standards. L.A. Sleeve proudly distributes the full line of FMF exhaust systems for almost any make or model off-road motorcycle or ATV.



## HONDA

MODEL	YEAR	PIPE	SILENCER
CR-85R	05-07	021044	020203
CR-85R to 96cc	05-07	021044	020203
CR-125R	04	021036	012009
CR-125R	05-07	021048	010009
CR-250R	04	021040	021014
CR-250R	05-07	021052	021014
CR-500R	89	020026	020198
CR-500R	90	020026	020198
CR-500R	91-01	020026	020210

## KAWASAKI

MODEL	YEAR	PIPE	SILENCER
KDX-50	03-06	023049	023050
KX-60	88-03	020047	020243
KX-65	00-01	020051	020242
KX-65	02	020051	020242
KX-65	03-13	022034	022037
KX-80	98-00	020050	020231
KX-80 to 100cc	98-00	020050	020231
KX-85	01	020436	020231
KX-85	02-13	022000	020231
KX-85 to 100cc	01	020436	020231
KX-85 to 100cc	02-13	022000	020231
KX-100	98-05	020050	020231
KX-100	06-13	020050	020231
KX-125	95-97	020048	020238
KX-125	98	022003	020238
KX-125	99-02	022003	020240
KX-125	03	022012	022018
KX-125	04	022044	022018
KX-125	05	022048	022018
KDX-200	95-06	020057	020339
KDX-220	97-05	020057	020339
KX-250	96-97	020058	020233
KX-250	98-99	020058	020233
KX-250	00	020054	020236
KX-250	01	020054	020236
KX-250	02	022006	020236
KX-250	03	022015	022023
KX-250	05-07	022052	022023
KX-500	89-04	020038	020223
KX-500 to 540cc	89-04	020038	020223

## KTM

MODEL	YEAR	PIPE	SILENCER
KTM 50 SXSR PRO	02-08	025052	025053
KTM 50 SX	09-13	025150	025102
KTM 65 SX	98-01	020073	020183
KTM 65 SX	02	025006	025008
KTM 65 SX	03-08	025006	025008
KTM 65 SX	09-13	025151	025104
KTM 85 SX	04-05	025060	025064
KTM 85 SX	06-13	025088	025155
KTM 105 XC	08-13	025088	025155
KTM 125 SX, E/XC	98	020071	020185
KTM 125 SX, E/XC	99	020071	020185
KTM 125 SX, E/XC	00	025000	020185
KTM 125 SX, E/XC	01-02	025000	020185
KTM 125 SX, E/XC	03	025019	020185
KTM 125 SX	04-10	025073	025077
KTM 125 SX	12-13	025119	025129
KTM 144 SX	07-08	025073	025077
KTM 150 SX	09-10	025073	025077
KTM 150 SX	11-13	025119	025129
KTM 200 M/XC, E/XC	00-02	020083	020186
KTM 200 SX, M/XC, E/XC	03	020083	025028
KTM 200 SX, M/XC, E/XC	04	025085	025028
KTM 200 SX, M/XC, E/XC	05	025085	
KTM 250 SX, M/XC, E/XC	00	020077	020189
KTM 250 SX, M/XC, E/XC	01	025003	020189
KTM 250 SX	02	025003	020189
KTM 250 M/XC, E/XC	02-03	025003	020189
KTM 250 SX	03	025023	025028
KTM 250 SX, M/XC, E/XC	04-08	025069	025028
KTM 250 SX, XC, XC-W	11-13	025130	025141
KTM 300 E/XC, M/XC	97-99	020069	020189
KTM 300 E/XC, M/XC	00	020077	020189
KTM 300 E/XC, M/XC	01	025003	020189
KTM 300 E/XC, M/XC	02-03	025003	020189
KTM 300 E/XC, M/XC	04-08	025069	025028
KTM 300 XC, XC-W	06-10	025069	025028
KTM 300 XC, XC-W	11-13	025130	025141

## SUZUKI

MODEL	YEAR	PIPE	SILENCER
JR-50	96-06	023049	023039
RM-60	03	020049	020243
RM-65	03-06	022034	022037
RM-85	02-07	023000	023009
RM-85 to 100cc	02-07	023000	023009
RM-100	03	020050	020231
RM-125	97-00	020107	020288
RM-125	01-02	023003	020399
RM-125	03	023015	023021
RM-125	04-07	023055	023021
RM-250	97	020104	020290
RM-250	98	020104	020290
RM-250	99	020109	020290
RM-250	00	020109	020290
RM-250	01	020390	020403
RM-250	02	023006	020403
RM-250	03	023018	023026
RM-250	04-05	023059	023026
RM-250	06-07	023059	023026

## YAMAHA

MODEL	YEAR	PIPE	SILENCER
PW-50	ALL	024023	024036
PW-80	ALL	024034	024037
YZ-80	93-01	020138	020259
YZ-80 to 105cc	93-01	020138	020259
YZ-85	02-13	024000	020259
YZ-85 to 105cc	02-13	024000	020259
YZ-125	96-98	020147	020260
YZ-125	99	020150	020260
YZ-125	00-01	024024	020267
YZ-125	02	024024	024009
YZ-125	03	024024	024009
YZ-125	04	024041	024009
YZ-125	05-13	024049	024009
YZ-250	93	020137	020262
YZ-250	94	020137	020262
YZ-250	95	020142	020262
YZ-250	96	020142	020265
YZ-250	97	020149	020265
YZ-250	98	020149	020265
YZ-250	99	024053	020265
YZ-250	00-01	024053	020269
YZ-250	02-13	024053	024014



# DR.D EXHAUST

## TITANIUM/CARBON FIBER RACE SYSTEM

### HONDA

MODEL	STYLE	YEAR	PART NO.
CRF150R	Complete Ti/CF	07-12	DRD7456
CRF250	Complete Ti/CF	11-13	DRD7319
CRF250	Complete Ti/CF	10	DRD7051
CRF250	Complete Ti/CF	06-09	DRD7050
CRF450	Complete Ti/CF	13	DRD7327
CRF450	Complete Ti/CF	11-12	DRD7391
CRF450	Complete Ti/CF	09-10	DRD7399
CRF450	Complete Ti/CF	06-08	DRD7070

### KAWASAKI

MODEL	STYLE	YEAR	PART NO.
KX250F	Complete Ti/CF	09-13	DRD7337
KX250F	Complete Ti/CF	06-08	DRD7110
KX250F	Complete Ti/CF	04-05	DRD7090
KX450F	Complete Ti/CF	06-08	DRD7130
KX450F	Complete Ti/CF	09-13	DRD7345
KLX450F	Complete Ti/CF	08-10	DRD7130

### SUZUKI

MODEL	STYLE	YEAR	PART NO.
RMZ250	Complete Ti/CF	10-13	DRD7353
RMZ250	Complete Ti/CF	07-09	DRD7150
RMZ250	Complete Ti/CF	04-06	DRD7090
RMZ450	Complete Ti/CF	08-13	DRD7361
RMZ450	Complete Ti/CF	05-07	DRD7170

### YAMAHA

MODEL	STYLE	YEAR	PART NO.
YZ250F	Complete Ti/CF	07-13	DRD7304
YZ250F	Complete Ti/CF	06	DRD7010
YZ450F	Complete Ti/CF	10-13	DRD7312
YZ450F	Complete Ti/CF	06-09	DRD7407

## TITANIUM/TITANIUM RACE SYSTEM

### HONDA

MODEL	STYLE	YEAR	PART NO.
CRF150R	Complete Ti/Ti	07-12	DRD7457
CRF250	Complete Ti/Ti	11-13	DRD7318
CRF250	Complete Ti/Ti	10	DRD7056
CRF250	Complete Ti/Ti	06-09	DRD7055
CRF450	Complete Ti/Ti	13	DRD7326
CRF450	Complete Ti/Ti	11-12	DRD7390
CRF450	Complete Ti/Ti	09-10	DRD7398
CRF450	Complete Ti/Ti	06-08	DRD7075

### KAWASAKI

MODEL	STYLE	YEAR	PART NO.
KX250F	Complete Ti/Ti	09-13	DRD7336
KX250F	Complete Ti/Ti	06-08	DRD7115
KX250F	Complete Ti/Ti	04-05	DRD7095
KX450F	Complete Ti/Ti	06-08	DRD7135
KX450F	Complete Ti/Ti	09-13	DRD7344
KLX450F	Complete Ti/Ti	08	DRD7135

### SUZUKI

MODEL	STYLE	YEAR	PART NO.
RMZ250	Complete Ti/Ti	10-13	DRD7352
RMZ250	Complete Ti/Ti	07-09	DRD7155
RMZ250	Complete Ti/Ti	04-06	DRD7095
RMZ450	Complete Ti/Ti	08-13	DRD7360
RMZ450	Complete Ti/Ti	05-07	DRD7175

## YAMAHA

MODEL	STYLE	YEAR	PART NO.
YZ250F	Complete Ti/Ti	07-13	DRD7303
YZ250F	Complete Ti/Ti	06	DRD7015
WR250F	Complete Ti/Ti	07-10	DRD7015
YZ450F	Complete Ti/Ti	10-13	DRD7311
YZ450F	Complete Ti/Ti	06-09	DRD7035
WR450F	Complete Ti/Ti	07-09	DRD7035

## STAINLESS STEEL/CARBON FIBER RACE SYSTEM

### HONDA

MODEL	STYLE	YEAR	PART NO.
CRF150R	Complete SS/CF	07-12	DRD7455
CRF250	Complete SS/CF	11-13	DRD7317
CRF250	Complete SS/CF	10	DRD7048
CRF250	Complete SS/CF	06-09	DRD7045
CRF450	Complete SS/CF	13	DRD7447
CRF450	Complete SS/CF	11-12	DRD7389
CRF450	Complete SS/CF	09-10	DRD7067
CRF450	Complete SS/CF	06-08	DRD7065

### KAWASAKI

MODEL	STYLE	YEAR	PART NO.
KX250F	Complete SS/CF	09-13	DRD7335
KX250F	Complete SS/CF	06-08	DRD7105
KX250F	Complete SS/CF	04-05	DRD7085
KLX250F	Complete SS/CF	08-11	DRD7104
KX450F	Complete SS/CF	09-13	DRD7343
KX450F	Complete SS/CF	06-08	DRD7125
KLX450F	Complete SS/CF	08-10	DRD7125

### SUZUKI

MODEL	STYLE	YEAR	PART NO.
RMZ250	Complete SS/CF	10-13	DRD7351
RMZ250	Complete SS/CF	07-09	DRD7146
RMZ250	Complete SS/CF	04-06	DRD7085
RMZ450	Complete SS/CF	08-13	DRD7359
RMZ450	Complete SS/CF	05-07	DRD7165

## YAMAHA

MODEL	STYLE	YEAR	PART NO.
YZ250F	Complete SS/CF	07-13	DRD7302
YZ250F	Complete SS/CF	06	DRD7005
YZ450F	Complete SS/CF	10-13	DRD7310
YZ450F	Complete SS/CF	06-09	DRD7405

## STAINLESS STEEL/ALUMINUM SYSTEM

### HONDA

MODEL	STYLE	YEAR	PART NO.
CRF150R	Complete SS/AL	07-12	DRD7454
CRF250R	Complete SS/AL	11-13	DRD7316
CRF250R	Complete SS/AL	10	DRD7041
CRF250R	Complete SS/AL	06-09	DRD7040
CRF250R	Complete SS/AL	04-05	DRD7043
CRF250X	Complete SS/AL	04-10	DRD7043
CRF450	Complete SS/AL	13	DRD7466
CRF450	Complete SS/AL	11-12	DRD7388
CRF450	Complete SS/AL	09-10	DRD7396
CRF450	Complete SS/AL	06-08	DRD7060
CRF450	Complete SS/AL	05	DRD2028
CRF450	Complete SS/AL	03-04	DRD2017
CRF450	Complete SS/AL	02	DRD2024
CRF450X	Complete SS/AL	05-12	DRD7064



## KAWASAKI

MODEL	STYLE	YEAR	PART NO.
KX250F	Complete SS/AL	09-13	DRD7334
KX250F	Complete AMA/MIC	09-12	DRD7278
KX250F	Complete SS/AL	06-08	DRD7100
KX250F	Complete SS/AL	04-05	DRD7080
KLX250F	Complete SS/AL	08-11	DRD7103
KX450F	Complete SS/AL	09-13	DRD7342
KX450F	Complete AMA/MIC	09-12	DRD7119
KX450F	Complete SS/AL	06-08	DRD7120
KLX450F	Complete SS/AL	08-10	DRD7120

## SUZUKI

MODEL	STYLE	YEAR	PART NO.
RMZ250	Complete SS/AL	10-13	DRD7350
RMZ250	Complete SS/AL	07-09	DRD7141
RMZ250	Complete SS/AL	04-06	DRD7080
RMZ450	Complete SS/AL	08-13	DRD7358
RMZ450	Complete SS/AL	05-07	DRD7160

## KTM


MODEL	STYLE	YEAR	PART NO.
KTM250	Complete SS/AL	13	DRD7366
KTM250	Complete SS/AL	07-12	DRD7421
KTM250	Complete SS/AL	05-06	DRD7180
350 SX-F	Complete SS/AL	13	DRD7370
350 SX-F	Complete SS/AL	11-12	DRD7425
350 XC-F	Complete SS/AL	11-12	DRD7288
350 XC-W	Complete SS/AL	11-12	DRD7288
450 E-XC	Complete SS/AL	11-12	DRD7290
KTM450 SX	Complete SS/AL	11-12	DRD7433
KTM450 SX	Complete SS/AL	07-10	DRD7191
KTM450	Complete SS/AL	04-06	DRD7190
KTM525	Complete SS/AL	04-06	DRD7190

## YAMAHA

MODEL	STYLE	YEAR	PART NO.
YZ250F	Complete SS/AL	07-13	DRD7301
YZ250F	Complete SS/AL	06	DRD7000
YZ250F	Complete SS/AL	03-05	DRD2007
YZ250F	Complete SS/AL	01-02	DRD2005
WR250F	Complete SS/AL	07-12	DRD7000
WR250F	Complete SS/AL	03-06	DRD2007
WR250F	Complete SS/AL	01-02	DRD2005
YZ450F	Complete SS/AL	10-13	DRD7309
YZ450F	Complete SS/AL	06-09	DRD7404
YZ450F	Complete SS/AL	03-05	DRD2025
YZ450F	Slip-On SS/AL	03-05	DRD2004
YZ450F	Head Pipe SS/AL	03-05	DRD2022
YZ426F	Complete SS/AL	00-02	DRD2009
YZ400F	Complete SS/AL	98-99	DRD2009
WR450F	Complete SS/AL	07-13	DRD7404
WR450F	Complete SS/AL	03-06	DRD2025
WR450F	Slip-On SS/AL	03-06	DRD2004
WR450F	Head Pipe SS/AL	03-06	DRD2022
WR426F	Complete SS/AL	01-02	DRD2009
WR400F	Complete SS/AL	98-00	DRD2009



# AP Racing Brakes



*Motocross • Off-Road • Supermoto  
Dual Purpose • ATV • Road Racing*

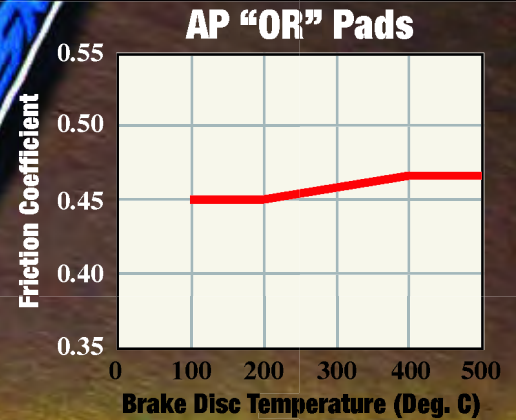
**“Compared to stock the AP pads truly have better bite and really good feel to go along with it, they were even better than the oversize kits.” Jimmy Lewis *Dirt Rider Magazine***

## AP Racing Brake Pads:

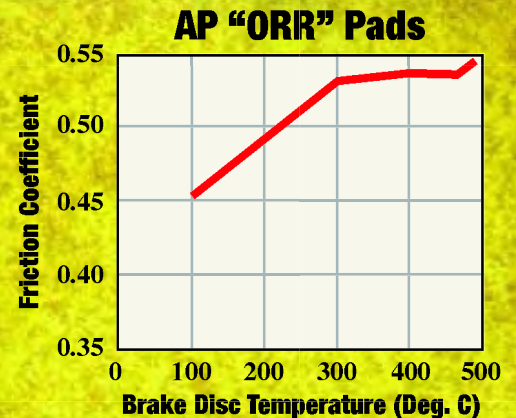
AP Racing in England has been manufacturing high quality disc brake systems since 1966 providing customers and race teams with “the world’s best stopping power.” Since their inception, AP Racing has won countless championships worldwide. The technology and experience they gained from their extensive racing has carried over into their motorcycle and ATV line of braking systems.

AP Racing’s exclusive brake pad material offers exceptional feel and long wear life. AP Racing is the ideal replacement for any OEM brake pad. Brake pad systems are available for most current motocross and off-road motorcycles, ATV’s and selected applications for road racing bikes. If you’re looking for a quality brake pad at an affordable price stop right here, AP Racing has just what you need!

Call for complete AP Racing catalog which includes all mx, off-road, ATV, street and road racing applications.



*Formulated for abrasive environment conditions without losing it’s good performance. Mainly suitable for OE stainless steel discs.*



*A compound that provides maximum performance under racing conditions with great feel. Suitable for OE cast iron and stainless steel discs.*



Honda	Year	Front	Rear
CR 80 R, RB	92 - 02	184 ORR	204 ORR
CR 85 R, R Expert	03 -	184 ORR	204 ORR
CR 125	02 -	294 ORR	377 ORR
CR 125 R	95 - 01	294 ORR	204 ORR
CR 125 RE, RF	84 - 85	158 OR	
CR 125 RG	86	158 OR	
CR 125 RH, RJ, RK	87 - 94	203 OR	204 OR
CRE 125	02 -	294 OR	377 OR
CRF 230	04 -	294 OR	
ATC 250 R	81	136 OR	
ATC 250 R	85 - 86	158 OR	158 OR
CR 250	02 -	294 ORR	377 ORR
CR 250 R	87 - 94	203 OR	204 OR
CR 250 R	95 - 01	294 ORR	204 ORR
CR 250 RE, RF	84 - 85	158 OR	
CR 250 RG	86	158 OR	
CRE 250	02 -	294 OR	377 OR
CRE 250 F	04 -	294 OR	377 OR
CRF 250 R	04 -	294 ORR	377 ORR
TRX 250 EX Sportrax	01 -	192 OR*	
TRX 250 R	86 - 89	203 OR*	158 OR
TRX 250 X Fourtrax	87	203 OR*	158 OR
XLR 250 R	88 -	158 OR	
XLR 250 R Baja	88 - 90	203 OR	
XLR 250 R SPL	94 -	294 OR	204 OR
XR 250 L	93 - 97	294 OR	204 OR
TRX 300 EX Sportrax	01 -	192 OR*	192 OR
ATC 350 X	86 -	203 OR	
TRX 400 EX Sportrax	01 -	192 OR*	192 OR
TRX 400 Fourtrax EX	99 -	192 OR*	192 OR
XR 400 R	96 -	294 OR	204 OR
XR 400 Supermotard	00 -	294 ORR	204 ORR
XR 440 R	00 -	294 OR	204 OR
CRE 450 F	02 -	294 OR	377 OR
CRF 450 R	02 -	294 ORR	377 ORR
CRF 450 X	05 -	294 OR	377 OR
TRX 450 R	04 -	294 OR*	
CR 500 R	87 - 94	203 OR	204 OR
CR 500 R	95 - 01	294 ORR	204 ORR
CR 500 RE, RF	84 - 85	158 OR	
CR 500 RG	86	158 OR	
XR 600 R	91 - 92	203 OR	204 OR
XR 600 R	93 -	294 OR	204 OR
XR 650 L	93 -	294 OR	204 OR
XR 650 R	00 -	294 OR	204 OR

Aprila	Year	Front	Rear
RS 125	06 -	444 ST	347 ST
SL 750 Shiver	07 -	444 SF*	275 SR
NA 850 Mana	07 -	444 SF*	275 SR
SXV 450	06 -	442 ORR	390 ORR
SXV 550	06 -	442 ORR	390 ORR
650 Pegaso Factory	07 -	442 SF	275 SR

Ducati	Year	Front	Rear
1098 (Rad cal)	07 -	441 SF*	330 SR
1098 S (Rad cal)	07 -	441 SF*	330 SR

Husaberg	Year	Front	Rear
FS 450 c	06 -	442 ORR	275 ORR
FS 650 e, c	06 -	442 ORR	275 ORR

Husqvarna	Year	Front	Rear
All Models CR,TC,TE,WR	92 - 94	211 OR	136 OR
CR 125	96 - 04	271 ORR	275 ORR
CR 125	05 -	271 ORR	391 ORR
WR 125	96 -	271 OR	275 OR
WRE 125	96 -	271 OR	275 OR
CR 250	96 -	271 ORR	275 ORR
TC 250	02 - 03	271 ORR	275 ORR

Husqvarna (cont)	Year	Front	Rear
TC 250	04 -	271 ORR	391 ORR
TE 250	02 -	271 OR	275 OR
WR 250	96 -	271 OR	275 OR
TE 350	96 -	271 OR	275 OR
WR 360	98 -	271 OR	275 OR
TE 400	01 -	271 OR	275 OR
TE 410	96 -	271 OR	275 OR
SM 450 R	05 -		275 ORR
TC 450	02 - 03	271 ORR	275 ORR
TC 450	04 -	271 ORR	391 ORR
TE 450	02 -	271 OR	275 OR
SM 510 R	05 -		275 ORR
TC 510	02 - 03	271 ORR	275 ORR
TC 510	04 -	271 ORR	391 ORR
TE 510	02 -	271 OR	275 OR
TE 510 Centennial	04 -	271 OR	275 OR
TC 570	01 -	271 ORR	275 ORR
TE 570	01 -	271 OR	275 OR
TC 610	96 -	271 OR	275 OR
TC 610 Cross	91	208 OR	292 OR
TE 610	91 - 95	208 OR	292 OR
TE 610 Rallye	96 -	271 ORR	275 ORR

\* Two Sets Required For Selected ATV's

Kawasaki	Year	Front	Rear
KX 65	00 -		192 ORR
KX 80 E, G, H, J	84 - 87	144 OR	
KX 80 L,N,R-F6	88 - 96	144 OR	192 OR
KX 80 R7, T7, W1, Y1, W2, Y2	97 - 00	326 ORR	192 ORR
KX 85	01 -	326 ORR	192 ORR
KX 85 II	01 -	326 ORR	192 ORR
KX 100	88 - 92	144 OR	192 OR
KX 100	97 -	326 OR	192 OR
KX 100 B5-B6	95 - 96	144 OR	192 OR
KDX 125 A, B	90 -	144 OR	
KX 125 B1	82	144 OR	
KX 125 G,H,J	89 - 93	211 OR	
KX 125 K1	94	294 OR	
KX 125 K2-M2	95 -	294 ORR	204 ORR
KDX 200 E5	93	211 OR	
KDX 200 E6, H1-H9	94 -	294 OR	
KDX 220 R A4	97 -	294 OR	
KDX 250 SR, D1-D4	91 - 94	211 OR	
KLX 250	98 -	294 OR	204 OR
KLX 250 D1-D4, ES	93 - 96	294 OR	
KSF 250 A1-A17 Mojave	87 -		192 OR
KX 250 G1,H1-2,J1-2	89 - 93	211 OR	
KX 250 K1	94	294 OR	
KX 250 K2-M2	95 -	294 ORR	204 ORR
KX-F 250	04 -	294 ORR	390 ORR
KXF 250 A1, A2 Tecate	87 -		192 OR
KXT 250 B2 Tecate	87 -		192 OR
KEF 300 Lakota	95 -		192 OR
KLF 300 C1-C12 Bayou Left	89 -	211 OR	
KLF 300 C1-C12 Bayou Right	89 -	238 OR	
KLX 300 R A2	97 -	294 OR	204 OR
KFX 400	02 -		249 OR
KLF 400 B1-B7 Bayou Left	93 - 99	211 OR	
KLF 400 B1-B7 Bayou Right	93 - 99	238 OR	
KLX 400 R	03 -	294 OR	204 OR
KVF 400 A1, A2, B1 Prairie	97 - 98	136 OR*	
KVF 400 C1, C2 Prairie 4x4	99 -	136 OR*	
KVF 400 D1, D2 Prairie 2x4	99 -	136 OR*	
KFX 450 left/rear	07 -	401OR	192OR
KFX 450 right	07 -	398OR	
KLX 450R	07 -	294OR	390OR
KXF 450	06 -	294ORR	390ORR
KX 500 E1-E5	89 - 93	211 OR	
KX 500 E6-E7	94 - 95	294 OR	
KX 500 E8-	96 -	294 ORR	204 ORR

HONDA  
HUSQVARNA  
KAWASAKI  
KTM  
SUZUKI  
YAMAHA  
VINTAGE  
BIG BORE  
ACCESSORIES  
TECH.

# AP Racing Brakes

SUGGESTED RETAIL OR/AOR \$37.99 ORR \$42.99

Kawasaki (cont)	Year	Front	Rear
KLX 650 A1-3, C1-4	93 - 96	294 OR	
KLX 650 R	93 - 95	294 OR	
KLX 650 R D1	96	294 OR	204 OR
KVF 650 Brute Force 4x4i Left	05 -	211 OR	
KVF 650 Brute Force 4x4i Right	05 -	238 OR	
KVF 750 Brute Force 4x4i Left	05 -	211 OR	
KVF 750 Brute Force 4x4i Right	05 -	238 OR	
ZX-6R 600 Ninja (Rad cal)	07-	438SF*	287SR
Z 1000	07-	438SF*	287SR
GTR 1400 (Rad cal)	07-	438SF*	287SR
ZZR 1400 (Rad cal)	06-	438SF*	287SR

KTM	Year	Front	Rear
Most Models	94 -	271 OR	275 OR
SX 50 Pro Junior LC	02 -	394 ORR	
SX 50 Pro Senior LC	02 - 03	394 ORR	
SX 50 Pro Senior LC	04 -	394 ORR	394 ORR
SX 50 Senior Adventure	04 -	394 ORR	
SX 65	00 - 01		174 ORR
SX 65	02 - 03	383 ORR	174 ORR
SX 65	04 -	383 ORR	394 ORR
SX 85	04 -	383 ORR	383 ORR
EXC 125 Enduro	99 - 03	271 OR	275 OR
EXC 125 Enduro	04 -	271 OR	391 OR
GS 125	92 -	271 OR	
MX 125	92 - 93	271 OR	
SX 125	96 - 03	271 ORR	275 ORR
SX 125	04 -	271 ORR	391 ORR
EXC 200 Enduro	99 - 03	271 OR	275 OR
EXC 200 Enduro	04 -	271 OR	391 OR
SX 200	03 - 04	271 ORR	391 ORR
EXC 250 Enduro	99 - 03	271 OR	275 OR
EXC 250 Enduro	04 -	271 OR	391 OR
EXC 250 Enduro 4T	99 - 03	271 OR	275 OR
EXC 250 Enduro 4T	04 -	271 OR	391 OR
GS 250	89 - 90		186 OR
MX 250	92 - 93	271 OR	
SX 250	96 - 02	271 ORR	275 ORR
SX 250	03 -	271 ORR	391 ORR
EXC 300	93 - 96	271 OR	
EXC 300 Enduro	99 - 03	271 OR	275 OR
EXC 300 Enduro	04 -	271 OR	391 OR
MX 300	92 -	271 OR	
MX 360	96 - 97	271 OR	275 OR
SX 360	96 - 97	271 OR	275 OR
XC 360	96 - 97	271 OR	275 OR
EXC 380 Enduro	99 -	271 OR	275 OR
MX 380	98 -	271 OR	275 OR
SX 380	98 - 02	271 ORR	275 ORR
XC 380	98 -	271 OR	275 OR
EXC 400 Racing	00 - 03	271 OR	275 OR
EXC 400 Racing	04 -	271 OR	391 OR
LC4 400	93 -	271 OR	
LC4-E 400 Enduro	99 -	271 OR	275 OR
SC 400	99 -	271 OR	275 OR
SX 400 Racing	00 - 02	271 ORR	275 ORR
SXC 400 Tiainen Replica	99 - 00	271 OR	275 OR
EXC 450 Racing	04 -	271 OR	391 OR
SX 450	03 -	271 ORR	391 ORR
SX 450 SM Factory Replica	04 -	166 ORR	391 ORR
SX 450 SMR	04	166 ORR	391 ORR
SX 450 SMR	05 - 06	442 ORR	391 ORR
SX 450 SMR	07 -	443 ORR	391 ORR
MX 500	92 - 93	271 OR	
EXC 520 Racing	00 - 02	271 OR	275 OR
SX 520 Racing	00 - 02	271 ORR	275 ORR
EXC 525 Racing	03	271 OR	275 OR
EXC 525 Racing	04 -	271 OR	391 OR
SX 525 Racing	03	271 ORR	275 ORR

KTM (cont)	Year	Front	Rear
SX 525 SMR	04	166 ORR	391 ORR
SX 525 SMR	05	442 ORR	391 ORR
SXC 540 Tiainen Replica	99 - 00	271 OR	275 OR
SX 560 SMR	06 -	442 ORR	391 ORR
LC4 600 Six Days	92 -	271 OR	
LC4 620 Competition	99 -	271 OR	275 OR
LC4 620 RXC	95	271 OR	275 OR
SC 620	99 -	271 OR	275 OR
Most Models	94 -	271 OR	275 OR
SX 620	95 - 99	271 OR	275 OR
LC4 640 Adventure	99 -	271 OR	275 OR
LC4-E 640 Enduro	99 -	271 OR	275 OR
LC4 660 Rallye	01 -	271 OR	275 OR
LC4 660 SM Factory Replica	02 -		275 ORR

Polaris	Year	Front	Rear
Trail Blazer	90 - 93	316 AOR*	317 AOR
Trail Boss 2x4, 4x4	88 - 89	316 AOR*	317 AOR
200 Phoenix	05 -	316 AOR*	316 AOR
250 2x4, 4x4	90	316 AOR*	317 AOR
250 2x4, 4x4	93	316 AOR*	317 AOR
250 Trail Blazer	94 - 98	316 AOR*	317 AOR
250 Trail Blazer	99 -	316 AOR*	355 AOR
250 Trail Boss	91 - 99	316 AOR*	317 AOR
250 Trail Boss 2x4, 4x4	91 - 92	316 AOR*	317 AOR
250 Xplorer 4x4	00 -	316 AOR*	355 AOR
300 2x4, 4x4	94 - 95	316 AOR*	317 AOR
300 Xplorer 4x4	96 -	316 AOR*	317 AOR
300 Xpress 2x4	98 -	316 AOR*	317 AOR
300 Xpress L	96 - 97	316 AOR*	317 AOR
325 Magnum 2x4, 4x4	00 - 02	316 AOR*	355 AOR
325 Trail Boss	00 - 02	316 AOR*	355 AOR
330 ATP	04 -	316 AOR*	316 AOR
330 Magnum 2x4, 4x4	03 -	316 AOR*	
330 Trail Boss	03 -	316 AOR*	355 AOR
335 Sportsman 4x4	99 -	316 AOR*	355 AOR
350 L2x4, 4x4	90	316 AOR*	317 AOR
350 L4x4	93	316 AOR*	317 AOR
350 Sportsman 4x4	93	316 AOR*	317 AOR
350 Trail Boss L2x4	91 - 93	316 AOR*	317 AOR
350 Trail Boss L4x4	91	316 AOR*	317 AOR
400 Big Boss L6x6	96	316 AOR*	317 AOR
400 L2x4	94 - 95	316 AOR*	317 AOR
400 L4x4	94	316 AOR*	317 AOR
400 Scrambler 2x4, 4x4	00 -	316 AOR*	355 AOR
400 Scrambler 4x4	98	316 AOR*	317 AOR
400 Scrambler 4x4	99 -	316 AOR*	355 AOR
400 Scrambler L4x4	95 - 97	316 AOR*	317 AOR
400 Sport L	94 -	316 AOR*	317 AOR
400 Sportsman	01 -	316 AOR*	355 AOR
400 Sportsman L4x4	94 - 97	316 AOR*	317 AOR
400 Xplorer L4x4	95 - 99	316 AOR*	317 AOR
400 Xplorer L4x4	00 -	316 AOR*	355 AOR
400 Xpress L 96 -	97	316 AOR*	317 AOR
425 2x4, 4x4 Magnum	95 - 98	316 AOR*	317 AOR
425 Magnum 6x6	96	316 AOR*	355 AOR
425 Xpedition 4x4	00 -	316 AOR*	355 AOR
455 Diesel EBS 4x4	99 -	316 AOR*	355 AOR
500 ATP HO	04 -	316 AOR*	316 AOR
500 Magnum 2x4, 4x4	02 -	316 AOR*	
500 Magnum 4x4	00 - 01	316 AOR*	355 AOR
500 Predator	03 -	316 AOR*	316 AOR
500 Ranger 6x6	00 -	316 AOR*	
500 Scrambler 2x4	01 -	316 AOR*	355 AOR
500 Scrambler 4x4	97	316 AOR*	317 AOR
500 Scrambler 4x4	98 -	316 AOR*	355 AOR
500 Sportsman 4x4	96 -	316 AOR*	317 AOR
500 Sportsman 6x6	00 -	316 AOR*	
500 Sportsman EBS 4x4	98 -	316 AOR*	355 AOR
500 Xplorer 4x4	97	316 AOR*	317 AOR

\* Two Sets Required For Selected ATV's



Suzuki	Year	Front	Rear
RM 65	03 -		192 ORR
RM 80	96 - 01	302 ORR	144 ORR
RM 80 L,M,N,P,R,S	90 - 95		144 OR
RM 85 , L	02 - 04	302 ORR	144 ORR
RM 85 , L	05 -	326 ORR	420 ORR
RM 100	03 -	326 OR	192 OR
DR 125 G,H,J,SER,SE,SEW	86 - 02	136 OR	
RH 125 X	87	136 OR	
RM 125	05 -	294 ORR	204 ORR
RM 125 H	87	211 OR	
RM 125 J	88	211 OR	184 OR
RM 125 K,L	89 - 90	211 OR	
RM 125 M,N,P,R,S	91 - 95	211 OR	248 OR
RM 125 T-K	96 - 04	294 ORR	204 ORR
SP 125 G,H,J	86 - 88	136 OR	
TS 125 R	89 -	211 OR	
TS 125 X	85 -	136 OR	
DR 200 G,H,J	86 - 88	136 OR	
DR 200 T	96	136 OR	
SP 200 G,H,J	86 - 88	136 OR	
TS 200 R	90 -	211 OR	
LT 230 EH-EP	86 - 93		192 OR
RH 240 X	87 -	136 OR	
TS 240 X	85 -	136 OR	
250 Ozark	03 -	136 OR*	
DR 250 F	85	136 OR	
DR 250 L,M,N,EP,ER,ES	90 - 95	211 OR	
DR 250 S	86 - 89	136 OR	
DR 250 SL,SM,SN,SEP,SER,SES	90 - 95	211 OR	
DR-Z 250	01 -	294 OR	204 OR
LT 250 RJ-RR	88 - 94	249 OR	
LT 250 SK, SL	89 - 90	192 OR	
LT-Z 250 Quad Sport	04 -	136 OR*	
RH 250	85 -	136 OR	
RM 250	05 -	294 ORR	204 ORR
RM 250 H, J	87 - 88	211 OR	
RM 250 K,L	89 - 90	211 OR	
RM 250 M,N,P,R,S	91 - 95	211 OR	248 OR
RM 250 T-K	96 - 04	294 ORR	204 ORR
RM-Z 250	04 -	294 ORR	390 ORR
RMX 250 K,L,M,N,P,R,S	89 - 95	211 OR	248 OR
RMX 250 T-W	96 - 98	294 OR	248 OR
RMX 250 X-K1	99 -	294 OR	204 OR
SP 250 F	85	136 OR	
TS 250 X	85 -	136 OR	
LT-F 300 King Quad Left	02 -	211 OR	
LT-F 300 King Quad Right	02 -	238 OR	
DR 350 L,M,N,P,R,S	90 -	211 OR	248 OR
SE	90 - 96	211 OR	248 OR
DR 350 V, W, X	97 -	294 OR	248 OR
DR-Z 400 S /E	00 -	294 OR	204 OR
DR-Z 400 SM	05 -	294 ORR	390 ORR
LT-F 400 Eiger	02 -	136 OR*	
LT-Z 400 Quad Sport	02 -	136 OR*	249 OR
RM-Z 450	05 -	294 ORR	390 ORR
LT 500 RH-RR	87 - 95	191 OR*	249 OR
LT-A 500 F Vinson	02 -	136 OR*	
LT-A 500 FYQuadmaster Left	00 -	211 OR	
LT-A 500 FYQuadmaster Right	00 -	238 OR	
LT-F 500 F Left	98 -	211 OR	
LT-F 500 F Right	98 -	238 OR	
RM 500 H	87 -	211 OR	192 OR
700 King Quad Left	05 -	354 OR	
1300 B-King	07 -	438SF*	257SR
Yamaha	Year	Front	Rear
TDR 80	89	175 OR	175 OR
YZ 80 A,B,D	90 - 92	189 OR	
YZ 80 E,F,G,H1,J1	93 - 01	189 ORR	184 ORR

Yamaha (cont)	Year	Front	Rear
TDR 80 YZ 80 S,T,U,W,	86 - 89	189 OR	
YZ 85 , LW	02 -	189 ORR	184 ORR
TT-R 125 LW	00 -	189 OR	
WR 125	91 - 97	211 OR	
WR 125	98 - 02	294 OR	204 OR
YZ 125	90 - 95	211 OR	
YZ 125	96 - 97	211 OR	248 OR
YZ 125	98 - 02	294 ORR	204 ORR
YZ 125	03 -	294 ORR	390 ORR
YZ 125	08 -	340 OR	340 ORR
YZ 125 U	88	175 OR	
YZ 125 V, W	89	211 OR	
RT 180 G,H	95 - 96	175 OR	
IT 200	85 -	175 OR	
TT 200	86 -	175 OR	
WR 200	91 - 92	211 OR	
YFS 200 R Blaster	03 -	136 OR*	192 OR
TT 225 S,T	86 - 00	175 OR	
TTR 225	01 -	175 OR	
XT 225 E-H	92 - 00	175 OR	
XT 225 Serow	86 -	175 OR	
IT 250	85 -	175 OR	
TT 250 R	93 -	211 OR	
WR 250	90	211 OR	
WR 250	98 - 02	294 OR	204 OR
WR 250 F	01 - 02	294 OR	204 OR
WR 250 F	03 -	294 OR	390 OR
WR 250 ZB	91	211 OR	
WR 250 ZD,ZE,ZF,ZG,ZH,ZJ,R	92 - 97	211 OR	
YFM 250 AN Bruin 2x4	05 -	136 OR*	
YFM 250 Bear Tracker	01 -	136 OR*	
YZ 250 N, S Tri Moto	85 - 86	175 OR	175 OR
YZ 250	98 - 02	294 ORR	204 ORR
YZ 250	03 -	294 ORR	390 ORR
YZ 250	08 -	340 OR	340 ORR
YZ 250 A	90	211 OR	
YZ 250 B1-J1	91 - 97	211 OR	248 OR
YZ 250 F	01 - 02	294 ORR	204 ORR
YZ 250 F	03 -	294 ORR	390 ORR
YZ 250 F	07 -	440 ORR	390 ORR
YZ 250 U	88		175 OR
YZ 250 V,W,WRW	89	211 OR	
YZ 250 WRA,WRB	90 - 91	211 OR	
YFM 300 Warrior	89	136 OR	
TT 350	95 -	211 OR	
XT 350	85 - 90	175 OR	
XT 350 B-H	91 - 96	175 OR	
YFM 350 Bruin 2x4, 4x4	04 -	136 OR*	
YFM 350 FVB L, LC Big Bear	99	136 OR*	
YFM 350 FXG-FXM Wolverine	95 -	136 OR*	192 OR
YFM 350 R Raptor	04 -	192 OR*	192 OR
YFM 350 XG,XH Warrior	95 - 96	136 OR*	192 OR
YFM 350 XT, XU Warrior	87 - 88	175 OR*	192 OR
YFM 350 XW, XA-M Warrior	89 -	136 OR*	136 OR
YFZ 350 A-M Banshee	90 -	136 OR*	192 OR
YFZ 350 T-W Banshee	87 - 89	175 OR*	192 OR
YZ 360	89	211 OR	
WR 400 F	98	294 OR	248 OR
WR 400 F	99 - 00	294 OR	204 OR
XT 400	86 -	175 OR	851
YFM 400 FAM Kodiak	00 -	136 OR*	354 OR
YFM 400 FWN Big Bear 4WD	00 -	136 OR*	354 OR
YFM 400 FWNH 4WD**	00 -	136 OR*	354 OR
YFM 400 N Big Bear 2WD	00 -	136 OR*	354 OR
YZ 400 F	98	294 ORR	248 ORR
YZ 400 F	99	294 ORR	204 ORR
WR 426 F	01 - 02	294 OR	204 OR
YZ 426 F	00 - 02	294 ORR	204 ORR
WR 450 F	03 -	294 OR	390 OR

HONDA  
HUSQVARNA  
KAWASAKI  
KTM  
SUZUKI  
YAMAHA  
VINTAGE  
BIG BORE  
ACCESSORIES  
TECH.

# AP Racing Brakes

SUGGESTED RETAIL OR/AOR \$37.99 ORR \$42.99

Yamaha (cont)	Year	Front	Rear
YFM 450 FAR Kodiak	03 -	136 OR*	354 OR
YZ 450 F	03 -	294 ORR	390 ORR
YZ 450 F	08 -	440 ORR	390 ORR
YZF 450 S Left/Rear	04 -	238 OR	192 OR
YZF 450 S Right	04 -	211 OR	
WR 500 B	91	211 OR	175 OR
WR 500 ZD,ZE	92 - 93	211 OR	
XT 500	86 -	175 OR	
TT 600	85 - 88	175 OR	
TT 600 E,S	96 -	271 OR	275 OR
TT 600 R	93 - 95	271 OR	
TT 600 R	98 -	271 OR	275 OR
XVS 660 Rhino Left	05 -	211 OR	
660 Rhino Right	05 -	238 OR	
YFM 660 FWAP4x4 Grizzly	02 -	192 OR*	
YFM 660 RN Raptor	01 -	192 OR*	192 OR
YFM 660 RN Raptor	01 -	192 OR*	192 OR
YZF 1000 R1 (Rad cal) 4 pad	07 -	439SF*	257SR

Artic Cat	Year	Front	Rear
Bear Cat	96- 97		358 AOR
250 Arctic Cat 2x4/4x4	99-	358 AOR	358 AOR
300 Arctic Cat 2x4/4x4	98- 03	358 AOR	358 AOR
300 Arctic Cat 4x4	04-	358 AOR	358 AOR
375 Arctic Cat 2x4/4x4	02	358 AOR	358 AOR
400 Bear Cat 2x4/4x4	98-	358 AOR	358 AOR
400 iA4x4	05-	358 AOR	358 AOR
454 Arctic Cat 4x4	98	358 AOR	358 AOR
454 Bear Cat 2x4/4x4	96- 97	358 AOR	358 AOR
500 Arctic Cat 4x4	98-	358 AOR	358 AOR

\* Two Sets For Selected ATV's, \*\* Big Bear-Buckmaster 4WVD



Mark Kalpakoff  
 Director of NIKS Industries at Glen Helen White Brothers Four-Stroke National





## SYSTEM:RIG FOOTPEGS

- **System:Rig Footpegs** feature a super wide 57mm platform for added support and grip.
- The footpegs have a raised middle ridge for better support when leaning forward or backward.
- A multi row cleat design eliminates the need for cross bracing and reduces mud build up.
- For increased strength and durability each set of pegs is constructed of cast, heat-treated and hardened 17-4 stainless steel.
- Also available in 1/2" Rear Offset to give riders with a larger boot more comfort and space.
- SR Footpegs are made in the USA and are sold in pairs.

### Suggested Retail

**\$98.95**

HONDA			
MODEL	YEAR	STANDARD PART#	1/2" REAR OFFSET PART#
CRF50/70/80/100	00-13	05-200	05-201
XR50/70/80	00-03	05-200	05-201
XR100	97-03	05-200	05-201
CR80R	96-02	05-208	
CR85R	03-08	05-208	
CR125R	02-08	05-202	05-203
CRF150R	08-13	05-204	05-205
CR250R	02-08	05-202	05-203
CRF250R/X	04-12	05-202	05-203
XR250R	96-04	05-208	
XR400R	96-04	05-208	
CRF450R/X	02-12	05-202	05-203
XR600R	88-00	05-208	
XR650L/R	93-12	05-208	

KAWASAKI			
MODEL	YEAR	STANDARD PART#	1/2" REAR OFFSET PART#
KX65	00-13	05-300	05-301
KX80/85	98-13	05-300	05-301
KX100	98-13	05-300	05-301
KX125	02-05	05-302	05-303
KLX125	All	05-402	05-403
KLX140	All	05-310	05-311
KX250	02-04	05-302	05-303
KX250	05-07	05-306	05-307
KX250F	04	05-302	05-303
KX250F	05-13	05-306	05-307
KLX400	03-06	05-406	05-407
KX450F	07-13	05-306	05-307
KLX450R	08-12	05-306	05-307
KLX650R	87-10	05-200	05-201

KTM			
MODEL	YEAR	STANDARD PART#	1/2" REAR OFFSET PART#
50	99-13	05-100	05-101
65/85	All	05-100	05-101
125/250/300	98-13	05-100	05-101
360	96-97	05-100	05-101
380	98-02	05-100	05-101
400/450/505	98-13	05-100	05-101
520/525/530	00-12	05-100	05-101

SUZUKI			
MODEL	YEAR	STANDARD PART#	1/2" REAR OFFSET PART#
RM85	thru 08	05-402	05-403
RM125	91-02	05-406	05-407
RM125	03-06	05-400	05-401
DRZ125	thru 10	05-402	05-403
RM250	91-02	05-406	05-407
RM250	03-06	05-400	05-401
RMZ250	04	05-302	05-303
RMZ250	05-06	05-306	05-307
DRZ400	00-13	05-406	05-407
RMZ450	05-07	05-404	05-405

YAMAHA			
MODEL	YEAR	STANDARD PART#	1/2" REAR OFFSET PART#
YZ85	02-13	05-500	05-501
YZ125	99-13	05-500	05-501
YZ250	99-13	05-500	05-501
YZ250F	01-13	05-500	05-501
WR250F	01-12	05-500	05-501
WR250X	08-12	05-502	05-503
WR/YZ 400/426F	99-02	05-500	05-501
WR450F	03-11	05-500	05-501
YZ450F	03-13	05-500	05-501

HONDA  
HUSQVARNA  
KAWASAKI  
KTM  
SUZUKI  
YAMAHA  
VINTAGE  
BIG BORE  
ACCESSORIES  
TECH.



# HOT CAMS CAMSHAFTS

## HONDA

MODEL	YEAR	PART NO.	STAGE/DESCRIPTION
CRF 50F	2004-12	1026-2	Stage 2: single-cam motor. More top-end than Stage 1. Works well with larger displacements from 70 to 80cc plus. Uses stock valve springs and rockers.
CRF 80F	2004-13	1018-1	Stage 1: single-cam motor. Excellent midrange and top-end increase. Uses stock valve springs and rockers.
CRF 100F	2004-13	1018-1	Stage 1: single-cam motor. Excellent midrange and top-end increase. Uses stock valve springs and rockers.
CRF 150F	2003-05	1059-1	Stage 1: single-cam motor. Excellent midrange and top-end increase. Uses stock valve springs and rockers.
CRF 150R	07-09, 12-13	1079-1	Stage 1: single-cam motor. Excellent bottom-end and midrange power. Uses stock auto-decompression mechanism. Uses stock valve springs.
CRF 150R	07-09, 12-13	1080-2	Stage 2: single-cam motor. Excellent top-end power with great over rev. Uses stock auto-decompression mechanism. Uses stock valve springs.
CRF 250R	2004-09	1039-1	Stage 1: single-cam motor. Excellent bottom-end and midrange power. Uses stock auto-decompression mechanism. Uses stock valve springs.
CRF 250R	2004-07	1057-2	Stage 2: Single cam engine. Excellent top-end power with great over rev. Uses stock auto-decompression mechanism. Uses stock valve springs.
CRF 250R	2008-09	1139-2	Stage 2: single-cam motor. Produces good high RPM power. Uses stock auto-decompression mechanism. Uses stock valve springs.
CRF 250R	2004-09	1104-3	Stage 3: single-cam motor. Significantly more top-end power and great over rev. Uses stock auto decompression mechanism. Uses stock valve springs
CRF 250R	2004-09	1108-1GS	Stage 1 Gold Series: Single cam engine. Excellent bottom end and midrange power increase over the stage 1 cam. Requires stiffer springs PART # VSCRF250RKIT. Uses stock auto decompression mechanism.
CRF 250R	2004-07	1109-2GS	Stage 2 Gold Series: Single cam engine. Excellent midrange and over-rev increase over the stage 3 cam. Requires stiffer springs PART # VSCRF250RKIT. Uses stock auto decompression mechanism.
CRF 250R	2008-09	1140-2GS	Stage 2 Gold Series: Single cam engine. Improves mid and top power. Requires stiffer springs PART # VSCRF250RKIT. Uses stock auto decompression mechanism.
CRF 250R	2004-09	VSCRF250RKIT	Valve Spring Kit Must Be Used With Gold Series Cams 1108-1GS, 1109-2GS, 1140-2GS
CRF 250R	2010-13	1157-1	Single-cam motor. Low and mid RPM torque are increased. Top horsepower slightly increased over stock. Uses stock auto-decompression mechanism. Uses stock valve springs.
CRF 250R	2010-13	1158-2	Single-cam motor. Slight loss in low RPM torque, mid to top horsepower are increased. Uses stock auto-decompression mechanism. Uses stock valve springs.
CRF 250X	2004-13	1039-1	Stage 1: single-cam motor. Excellent midrange and top-end power. Uses stock auto-decompression mechanism. Uses stock valve springs.
CRF 250X	2004-13	1057-2	Stage 2: single-cam motor. Excellent top-end power with great over rev. Uses stock auto-decompression mechanism. Uses stock valve springs.
CRF 450R	2002-06	1016-1	Stage 1: single-cam motor. Excellent bottom-end and midrange increase. Improved throttle response. Uses stock auto-decompression mechanism. Uses stock valve springs.
CRF 450R	2002-06	1024-2	Stage 2: single-cam motor. Excellent midrange and top-end increase. Improved throttle response. Uses stock auto-decompression mechanism. Uses stock valve springs.
CRF 450R	2002-06	1056-3	Stage 3: single-cam motor. Significantly more top-end power than Stage 2. Will work well for Supermoto and big bore/strokers. Uses stock auto-decompression mechanism. Uses stock valve springs.
CRF 450R	2007	1076-1	Stage 1: single-cam motor. Excellent bottom-end and midrange increase. Improved throttle response. Uses stock auto-decompression mechanism. Uses stock valve springs.
CRF 450R	2007	1077-2	Stage 2: single-cam motor. Excellent midrange and top-end increase. Improved throttle response. Uses stock auto-decompression mechanism. Uses stock valve springs.
CRF 450R	2007	1078-3	Stage 3: single-cam motor. Significantly more top-end power than Stage 2. Will work well for Supermoto and big bore/strokers. Uses stock auto-decompression mechanism. Uses stock valve springs.
CRF 450R	2008	1101-1	Stage 1: single-cam motor. Excellent bottom-end and midrange increase. Improved throttle response. Uses stock auto-decompression mechanism. Uses stock valve springs.



## HOT CAMS CAMSHAFTS (CONTINUED)

### HONDA (Continued)

CRF 450R	2008	1102-2	Stage 2: single-cam motor. Excellent midrange and top-end increase. Improved throttle response. Uses stock auto-decompression mechanism. Uses stock valve springs.
CRF 450R	2009	1123-1	Stage 1 cam: single cam motor. Improved torque below 9000rpm with improved peak horsepower over OEM cam. Uses stock valve springs, rockers, and auto decompression mechanism.
CRF 450R	2009	1124-2	Stage 2 cam: single cam motor. Same low end power as OEM cam up to 6,000 RPM and improved power from 6,000 to rev limit. Uses stock valve springs, rockers, and auto decompression mechanism.
CRF 450R	2009	1125-3	Stage 3 cam: single cam motor. Best suited for engines requiring more breathing capability. Uses stock valve springs, rockers, and auto decompression mechanism.
CRF 450R	2010-12	1173-1	Stage 1 cam: single cam motor. Improved torque below 9000rpm with improved peak horsepower over OEM cam. Uses stock valve springs, rockers, and auto decompression mechanism.
CRF 450R	2010-12	1174-2	Stage 2 cam: single cam motor. Same low end power as OEM cam up to 6,000 RPM and improved power from 6,000 to rev limit. Uses stock valve springs, rockers, and auto decompression mechanism.
CRF 450R	2010-12	1175-3	Stage 3 cam: single cam motor. Best suited for engines requiring more breathing capability. Uses stock valve springs, rockers, and auto decompression mechanism.
CRF 450X	2005-07	1016-1	Stage 1: single-cam motor. Excellent bottom-end and midrange increase. Improved throttle response. Uses stock auto-decompression mechanism. Uses stock valve springs.
CRF 450X	2005-07	1024-2	Stage 2: single-cam motor. Excellent midrange and top-end increase. Improved throttle response. Uses stock auto-decompression mechanism. Uses stock valve springs.
CRF 450X	2005-07	1056-3	Stage 3: single-cam motor. Significantly more top-end power than Stage 2. Will work well for Supermoto and big bore/strokers. Uses stock auto-decompression mechanism. Uses stock valve springs.
CRF 450X	2008-13	1101-1	Stage 1: single-cam motor. Excellent bottom-end and midrange increase. Improved throttle response. Uses stock auto-decompression mechanism. Uses stock valve springs.
CRF 450X	2008-13	1102-2	Stage 2: single-cam motor. Excellent midrange and top-end increase. Improved throttle response. Uses stock auto-decompression mechanism. Uses stock valve springs.
XR 50	2000-03	1026-2	Stage 2: single-cam motor. More top-end than Stage 1. Works well with larger displacements from 70 to 80cc plus. Uses stock valve springs and rockers.
XR 75	1977-78	1018-1	Stage 1: single-cam motor. Excellent midrange and top-end increase. Uses stock valve springs and rockers.
XR 80	1979-84	1018-1	Stage 1: single-cam motor. Excellent midrange and top-end increase. Uses stock valve springs and rockers.
XR 80R	1985-03	1018-1	Stage 1: single-cam motor. Excellent midrange and top-end increase. Uses stock valve springs and rockers.
XR 100R	1985-03	1018-1	Stage 1: single-cam motor. Excellent midrange and top-end increase. Uses stock valve springs and rockers.
XR 250R	1995-05	1006-1	Stage 1: single-cam motor. Excellent midrange and top-end power increase. Uses stock valve springs and rockers. *Does not use stock auto-decompression mechanism.
XR 400R	1996-04	1007-1	Stage 1: single-cam motor. Excellent midrange and top-end power increase. Not recommended for big bore applications over 426cc. Uses stock valve springs and rockers. *Does not use auto-decompression mechanism.
XR 400R	1996-04	1043-2	Stage 2: single-cam motor. More top-end power than Stage 1 with midrange gain. Uses stock valve springs and rockers. *Does not use auto-decompression mechanism.
XR 400R	1996-04	1051-3	Stage 3: single-cam motor. More top-end power. Designed specifically for Hot Rods big bore stroker kit. Uses stock valve springs and rockers. *Does not use auto-decompression mechanism.
XR 600	1988-00	1004-1	Stage 1: single-cam motor. Excellent midrange and top-end power increase. Uses stock valve springs and rockers. *Does not use auto-decompression mechanism.
XR 650L	1993-12	1004-1	Stage 1: single-cam motor. Excellent midrange and top-end power increase. Uses stock valve springs and rockers. *Does not use auto-decompression mechanism. Stock Starter sufficient.
XR 650R	2000-07	1009-1	Stage 1: single-cam motor. Excellent midrange and top-end power increase. Uses stock valve springs and rockers. *Does not use auto-decompression mechanism.
XR 650R	2000-07	1010-2	Stage 2: single-cam motor. More top-end power than Stage 1 with midrange gain. Uses stock valve springs and rockers. *Does not use auto-decompression mechanism.

### KAWASAKI

MODEL	YEAR	PART NO.	STAGE/DESCRIPTION
KLX 110	2003-09	2027-1	Stage 1: single-cam motor. Excellent midrange and top-end power increase. Uses stock valve springs and rockers.

HONDA

HUSQVARNA

KAWASAKI

KTM

SUZUKI

YAMAHA

VINTAGE

BIG BORE

ACCESSORIES

TECH.

## HOT CAMS CAMSHAFTS (CONTINUED)

### KAWASAKI (Continued)

KLX 125	2003-06	2028-1	Stage 1: single-cam motor. Excellent midrange and top-end power increase. Uses stock valve springs and rockers.
KLX 400	2003-04	2249-1IN	This cam replaces the 2047-1IN. It has better low RPM torque, pulling power, and throttle response. For best results it should be used with the #2050-1E exhaust cam. Uses stock DRZ400 valve springs, if installed in LTZ400 you must install DRZ400 valve springs.
KLX 400	2003-04	2250-1E	This cam replaces the 2048-1E. It has better low RPM torque, pulling power, and throttle response. For best results it should be used with the #2049-1IN intake cam. Uses stock DRZ400 valve springs, if installed in LTZ400 you must install DRZ400 valve springs.
KLX 400	2003-04	2251-2IN	The #2251-2IN and #2252-2E are designed to be used as a set. These cams will provide improved full throttle torque and horsepower at all RPM 4000 and up. Uses stock DRZ400 valve springs, if installed in LTZ400 you must install DRZ400 valve springs.
KLX 400	2003-04	2252-2E	The #2251-2IN and #2252-2E are designed to be used as a set. These cams will provide improved full throttle torque and horsepower at all RPM 4000 and up. Uses stock DRZ400 valve springs, if installed in LTZ400 you must install DRZ400 valve springs.
KX 250F	2004-10	2041-1IN	Stage 1: Dual cam engine. Intake and exhaust cams sold separately. Good midrange and top-end increase. Uses stock valve springs.
KX 250F	2004-10	2040-1E	Stage 1: Dual cam engine. Intake and exhaust cams sold separately. Good midrange and top-end increase. Cam uses stock auto-decompression mechanism. Uses stock valve springs.
KX 250F	2004-10	2067-2IN	Stage 2: Dual cam engine. Intake and exhaust cams sold separately. Excellent top-end power. Great over rev. Uses stock valve springs.
KX 250F	2004-10	2068-2E	Stage 2: Dual cam engine. Intake and exhaust cams sold separately. Excellent top-end power. Great over rev. Cam uses stock auto-decompression mechanism. Uses stock valve springs.
KX 250F	2011-13	2218-1IN	This cam is intended to be used as a set with the #2219-1E exhaust cam, this set will provide greatly increased low to mid RPM torque up to 9400 RPM and higher peak torque.
KX 250F	2011-13	2219-1E	This cam is intended to be used as a set with the #2218-1IN intake cam, this set will provide greatly increased low to mid RPM torque up to 9400 RPM and higher peak torque.
KX 250F	2011-13	2220-2IN	This cam is intended to be used as a set with the #2221-2E exhaust cam. This set will provide improved torque at all RPM, much improved peak torque and increased peak horsepower.
KX 250F	2011-13	2221-2E	This cam is intended to be used as a set with the #2220-2IN intake cam. This set will provide improved torque at all RPM, much improved peak torque and increased peak horsepower.
KX 450F	2006-13	2070-1IN	Stage 1: Dual cam engine. Intake and exhaust cams sold separately. No bottom-end loss with strong mid-range to top-end gains. Uses stock valve springs.
KX 450F	2006-13	2071-1E	Stage 1: Dual cam engine. Intake and exhaust cams sold separately. No bottom-end loss with strong mid-range to top-end gains. Cam uses stock auto-decompression mechanism. Uses stock valve springs.
KX 450F	2006-13	2074-2IN	Stage 2: Dual cam engine. Intake and exhaust cams sold separately. Drastically improves mid-range to top-end with great over-rev. Uses stock valve springs.
KX 450F	2006-13	2075-2E	Stage 2: Dual cam engine. Intake and exhaust cams sold separately. Drastically improves mid-range to top-end with great over-rev. Cam uses stock auto-decompression mechanism. Uses stock valve springs.
KX 450F	2009-13	2185-1IN	2185-1IN and 2186-1EX when used as a set provide increased low - mid rpm torque up to 8000 rpm and improved peak torque with a slight loss at top rpm. Throttle response is also improved. FI re-mapping is not required but may further improve overall performance.
KX 450F	2009-13	2186-1E	2185-1IN and 2186-1EX when used as a set provide increased low - mid rpm torque up to 8000 rpm and improved peak torque with a slight loss at top rpm. Throttle response is also improved. FI re-mapping is not required but may further improve overall performance.
KX 450F	2009-13	2187-1IN	2187-2IN and 2188-2E when used as a set provide increased mid-top torque and horsepower. Produces more power than the OE cams from 5000 rpm and up with no loss at lower rpm. Produces more power than the stage 1 set from 7000 rpm and up.
KX 450F	2009-13	2188-2E	2187-2IN and 2188-2E when used as a set provide increased mid-top torque and horsepower. Produces more power than the OE cams from 5000 rpm and up with no loss at lower rpm. Produces more power than the stage 1 set from 7000 rpm and up.
KLX 450R	2008-09	2196-1IN	2196-1IN and 2197-1E are intended to be used as a set. Increases low rpm pulling torque and peak horsepower. Can be used with stock airbox and spark arrestor. Will produce greater gains with airbox modification and spark arrestor removed. Aftermarket "rac



## KAWASAKI (Continued)

KLX 450R	2008-09	2197-1E	2196-1IN and 2197-1E are intended to be used as a set. Increases low rpm pulling torque and peak horsepower. Can be used with stock airbox and spark arrestor. Will produce greater gains with airbox modification and spark arrestor removed.
KLX 450R	2008-09	2198-2IN	2198-2IN and 2199-2E are intended to be used as a set. Should be used with airbox modification. Will provide best results with no spark arrestor or an aftermarket "race" motocross type muffler.
KLX 450R	2008-09	2199-2E	2198-2IN and 2199-2E are intended to be used as a set. Should be used with airbox modification. Will provide best results with no spark arrestor or an aftermarket "race" motocross type muffler.
KLR 650	1996-13	2116-2IN	Stage 2: Dual cam engine. Intake and exhaust cams sold separately. Great mid-range and top-end increase. Uses stock valve springs. Must modify air box.
KLR 650	1996-13	2117-2E	Stage 2: Dual cam engine. Intake and exhaust cams sold separately. Great mid-range and top-end increase. Uses stock valve springs. Cam does not use automatic decompression mechanism. Must modify air box.

## KTM

MODEL	YEAR	PART NO.	STAGE/DESCRIPTION
250 SXF	2011-12	3225-1IN	This cam provides improved partial throttle opening torque and throttle response. Stock valve springs are OK.
250 SXF	2011-12	3226-1E	This cam when used as a set with the #3225-1IN will provide improved low RPM torque and only a slight loss in high RPM horsepower. Stock valve springs are OK.
250 SXF	2011-12	3227-2IN	This cam provides improved top end horsepower with only a very slight loss in low RPM torque. Stock valve springs are OK.
250 SXF	2011-12	3228-2E	This cam when used as a set with the #3227-2IN intake cam will provide improved mid to top horsepower with only a slight loss in low RPM torque. Stock valve springs are OK.
520	2000-02	3015-1	Stage 1: single-cam motor. Excellent top-end power increase. Works well with big-bore kits. Uses stock auto-decompression mechanism. Uses stock valve springs and rockers.
525	2003-07	3015-1	Stage 1: single-cam motor. Excellent top-end power increase. Works well with big-bore kits. Uses stock auto-decompression mechanism. Uses stock valve springs and rockers.

## SUZUKI

MODEL	YEAR	PART NO.	STAGE/DESCRIPTION
DRZ 110	2003-05	2027-1	Stage 1: single-cam motor. Excellent midrange and top-end power increase. Uses stock valve springs and rockers.
DRZ 125	2003-08	2028-1	Stage 1: single-cam motor. Excellent midrange and top-end power increase. Uses stock valve springs and rockers.
DRZ 400	2000-12	2249-1IN	This cam replaces the 2047-1IN. It has better low RPM torque, pulling power, and throttle response. For best results it should be used with the #2050-1E exhaust cam. Uses stock DRZ400 valve springs, if installed in LTZ400 you must install DRZ400 valve springs.
DRZ 400	2000-12	2250-1E	This cam replaces the 2048-1E. It has better low RPM torque, pulling power, and throttle response. For best results it should be used with the #2049-1IN intake cam. Uses stock DRZ400 valve springs, if installed in LTZ400 you must install DRZ400 valve springs.
DRZ 400	2000-12	2251-2IN	The #2251-2IN and #2252-2E are designed to be used as a set. These cams will provide improved full throttle torque and horsepower at all RPM 4000 and up. Uses stock DRZ400 valve springs, if installed in LTZ400 you must install DRZ400 valve springs.
DRZ 400	2000-12	2252-2E	The #2251-2IN and #2252-2E are designed to be used as a set. These cams will provide improved full throttle torque and horsepower at all RPM 4000 and up. Uses stock DRZ400 valve springs, if installed in LTZ400 you must install DRZ400 valve springs.
RMZ 250	2004-06	2041-1IN	Stage 1: Dual cam engine. Intake and exhaust cams sold separately. Good midrange and top-end increase. Uses stock valve springs.
RMZ 250	2004-06	2040-1E	Stage 1: Dual cam engine. Intake and exhaust cams sold separately. Good midrange and top-end increase. Cam uses stock auto-decompression mechanism. Uses stock valve springs.
RMZ 250	2004-06	2067-2IN	Stage 2: Dual cam engine. Intake and exhaust cams sold separately. Excellent top-end power. Great over rev. Uses stock valve springs.
RMZ 250	2004-06	2068-2E	Stage 2: Dual cam engine. Intake and exhaust cams sold separately. Excellent top-end power. Great over rev. Cam uses stock auto-decompression mechanism. Uses stock valve springs.
RMZ 250	2007-09	2087-2IN	Stage 2: Dual cam engine. Intake and exhaust cams sold separately. Good midrange and top-end increase with good over rev. Uses stock valve springs.

## HOT CAMS CAMSHAFTS (CONTINUED)

### SUZUKI (Continued)

RMZ 250	2007-09	2088-2E	Stage 2: Dual cam engine. Intake and exhaust cams sold separately. Good midrange and top-end increase with good over rev. Cam uses stock auto decompression mechanism. Uses stock valve springs.
RMZ 250	2010-12	2200-1IN	The #2200-1IN and the #2201-1E are intended to be used as a set. This set will greatly improve power below 10,000RPM and provide increased torque peak also with only a slight loss in peak horsepower.
RMZ 250	2010-12	2201-1E	The #2200-1IN and the #2201-1E are intended to be used as a set. This set will greatly improve power below 10,000RPM and provide increased torque peak also with only a slight loss in peak horsepower.
RMZ 250	2010-12	2203-2IN	The #2203-2IN and #2204-2E are designed as a set for engines with modifications and a more free-flowing exhaust system. Horsepower and torque are improved over 8000 RPM and depending upon the engine spec. there may be little or no loss at low RPM.
RMZ 250	2010-12	2204-2E	The #2204-2E exhaust cam is the stage 2 cam for either stock or lightly modified engines.
RMZ 450	2005-06	2052-1IN	Stage 1; Dual cam engine. Intake and exhaust cams sold separately. Excellent top-end power increase. Good over rev. Uses stock valve springs.
RMZ 450	2005-06	2053-1E	Stage 1: Dual cam engine. Intake and exhaust cams sold separately. Excellent top-end power increase. Good over rev. Cam uses stock auto-decompression mechanism. Uses stock valve springs.
RMZ 450	2007	2081-1IN	Stage 1: Dual cam engine. Intake and exhaust cams sold separately. Good mid-range gains. Uses stock valve springs.
RMZ 450	2007	2082-1E	Stage 1: Dual cam engine. Intake and exhaust cams sold separately. Good mid-range gains. Cam uses stock auto decompression mechanism. Uses stock valve springs.
RMZ 450	2007	2083-2IN	Stage 2: Dual cam engine. Intake and exhaust cams sold separately. Good top-end with over rev. Uses stock valve springs.
RMZ 450	2007	2084-2E	Stage 2: Dual cam engine. Intake and exhaust cams sold separately. Good top-end with over rev. Cam uses stock auto decompression mechanism. Uses stock valve springs.
RMZ 450	2008-12	2119-1IN	Stage 1 intake cam. Dual cam engine. Good low end and midrange gains. Uses stock valve springs.
RMZ 450	2008-12	2120-1E	Stage 1 exhaust cam. Dual cam engine. Good low end and midrange gains. Uses stock valve springs. Uses stock auto decompression mechanism.
RMZ 450	2008-12	2121-2IN	Stage 2 intake cam. Dual cam engine. Great top end gains and good over rev. Uses stock valve springs.
RMZ 450	2008-12	2122-2E	Stage 2 exhaust cam. Dual cam engine. Great top end gains and good over rev. Uses stock valve springs. Uses stock auto decompression mechanism.

### YAMAHA

MODEL	YEAR	PART NO.	STAGE/DESCRIPTION
TTR 125	1999-12	4019-1	Stage 1: single-cam motor. Excellent midrange and top-end power increase. Uses stock valve springs and rockers.
YZ 250F	2001-13	4012-1IN	Stage 1: Dual cam engine. Intake and exhaust cams sold separately. Increases bottom and midrange power for improved snap. Comes with adjustable sprocket. Uses stock valve springs.
YZ 250F	2001-13	4020-1E	Stage 1: Dual cam engine. Intake and exhaust cams sold separately. Increases bottom and midrange power for improved snap. Cam includes auto-decompressor mechanism. Uses stock valve springs.
YZ 250F	2001-13	4054-2IN	Dual-cam motor: intake and exhaust cams sold separately. Excellent top-end power increase and good over rev. Intake cam includes adjustable cam timing sprocket. Exhaust cam includes auto-decompression mechanism. Uses stock valve springs.
YZ 250F	2001-13	4055-2E	Dual-cam motor: intake and exhaust cams sold separately. Excellent top-end power increase and good over rev. Intake cam includes adjustable cam timing sprocket. Exhaust cam includes auto-decompression mechanism. Uses stock valve springs.
YZ 400F	1998-99	4002-1IN	Dual-cam motor: intake and exhaust cams sold separately. Excellent midrange increase, improved throttle response, and smooth power delivery. Intake comes with adjustable sprocket (factory preset at 105). Exhaust cam includes auto-decompression mechanism.
YZ 400F	1998-99	4035-1E	Dual-cam motor: intake and exhaust cams sold separately. Excellent midrange increase, improved throttle response, and smooth power delivery. Intake comes with adjustable sprocket (factory preset at 105). Exhaust cam includes auto-decompression mechanism.
YZ 426F	2000-02	4002-1IN	Dual-cam motor: intake and exhaust cams sold separately. Excellent midrange increase, improved throttle response, and smooth power delivery. Intake comes with adjustable sprocket (factory preset at 105). Exhaust cam includes auto-decompression mechanism.



## YAMAHA (Continued)

YZ 426F	2000-02	4035-1E	Dual-cam motor: intake and exhaust cams sold separately. Excellent midrange increase, improved throttle response, and smooth power delivery. Intake comes with adjustable sprocket (factory preset at 105). Exhaust cam includes auto-decompression mechanism.
YZ 450F	2003-09	4023-1IN	Stage 1: Dual cam engine. Intake and exhaust cams sold separately. Excellent midrange and top-end increase. Uses stock valve springs.
YZ 450F	2003-09	4022-2E	Dual-cam motor: intake and exhaust cams sold separately. Excellent midrange and top-end increase. Exhaust cam includes auto-decompression mechanism. Uses stock valve springs.
YZ 450F	2003-09	4089-2IN	Stage 2 intake: Dual cam motor. Added top end over stage 1. Uses stock valve springs.
YZ 450F	2003-09	4090-2E	Stage 2 exhaust: Dual cam motor. Added top end over stage 1. Uses stock valve springs. Include auto decompression mechanism.
YZ 450F	2010-13	4163-1IN	THIS IS THE CAM SET THAT WILL SUIT MOST RIDERS IN MOST RIDING SITUATIONS. 4163-1IN and 4164-1EX when used as a set provide increased low - mid rpm torque up to 9000 rpm and improved peak torque with no loss at high rpm. Throttle response is also improved.
YZ 450F	2010-13	4164-1E	THIS IS THE CAM SET THAT WILL SUIT MOST RIDERS IN MOST RIDING SITUATIONS. 4163-1IN and 4164-1EX when used as a set provide increased low - mid rpm torque up to 9000 rpm and improved peak torque with no loss at high rpm. Throttle response is also improved.
YZ 450F	2010-13	4165-2IN	4165-2IN and 4166-2E when used as a set provide increased mid-top torque and horsepower. Produces more power than the OE cams from 6000 rpm and up with a slight loss at lower rpm. Produces more power than the stage 1 set from 8000 rpm and up.
YZ 450F	2010-13	4166-2E	4165-2IN and 4166-2E when used as a set provide increased mid-top torque and horsepower. Produces more power than the OE cams from 6000 rpm and up with a slight loss at lower rpm. Produces more power than the stage 1 set from 8000 rpm and up.
WR 250F	2001-13	4012-1IN	Stage 1: Dual cam engine. Intake and exhaust cams sold separately. Increases bottom and midrange power for improved snap. Comes with adjustable sprocket. Uses stock valve springs.
WR 250F	2001-13	4020-1E	Stage 1: Dual cam engine. Intake and exhaust cams sold separately. Increases bottom and midrange power for improved snap. Cam includes auto-decompressor mechanism. Uses stock valve springs.
WR 250F	2001-13	4054-2IN	Dual-cam motor: intake and exhaust cams sold separately. Excellent top-end power increase and good over rev. Intake cam includes adjustable cam timing sprocket. Exhaust cam includes auto-decompression mechanism. Uses stock valve springs.
WR 250F	2001-13	4055-2E	Dual-cam motor: intake and exhaust cams sold separately. Excellent top-end power increase and good over rev. Intake cam includes adjustable cam timing sprocket. Exhaust cam includes auto-decompression mechanism. Uses stock valve springs.
WR 400F	1998-00	4002-1IN	Dual-cam motor: intake and exhaust cams sold separately. Excellent midrange increase, improved throttle response, and smooth power delivery. Intake comes with adjustable sprocket (factory preset at 105). Exhaust cam includes auto-decompression mechanism.
WR 400F	1998-00	4035-1E	Dual-cam motor: intake and exhaust cams sold separately. Excellent midrange increase, improved throttle response, and smooth power delivery. Intake comes with adjustable sprocket (factory preset at 105). Exhaust cam includes auto-decompression mechanism.
WR 426F	2000-02	4002-1IN	Dual-cam motor: intake and exhaust cams sold separately. Excellent midrange increase, improved throttle response, and smooth power delivery. Intake comes with adjustable sprocket (factory preset at 105). Exhaust cam includes auto-decompression mechanism.
WR 426F	2000-02	4035-1E	Dual-cam motor: intake and exhaust cams sold separately. Excellent midrange increase, improved throttle response, and smooth power delivery. Intake comes with adjustable sprocket (factory preset at 105). Exhaust cam includes auto-decompression mechanism.
WR 450F	2003-12	4023-1IN	Dual-cam motor: intake and exhaust cams sold separately. Excellent midrange and top-end increase. Exhaust cam includes auto-decompression mechanism. Uses stock valve springs.
WR 450F	2003-12	4044-1E	Dual-cam motor: intake and exhaust cams sold separately. Excellent midrange and top-end increase. Exhaust cam includes auto-decompression mechanism. Uses stock valve springs.

HONDA

HUSQVARNA

KAWASAKI

KTM

SUZUKI

YAMAHA

VINTAGE

BIG BORE

ACCESSORIES

TECH.



# CRANKSHAFT BEARINGS

## CRANKSHAFT MAIN BEARINGS DIMENSIONS CHART

SIZE	DESCRIPTION	PART NO.	SIZE	DESCRIPTION	PART NO.	SIZE	DESCRIPTION	PART NO.
17 x 47 x 14		6303C3	30 x 62 x 16	8 Bearings	6206RI	35 x 72 x 17	Grvd, W/Ring C4 fit	6207NRC4
20 x 47 x 14		6204C3	30 x 62 x 16	9 Bearings	6206C3	35 x 72 x 17	4mm Pinhole	6207YR
20 x 47 x 14	Grooved, With Ring	6204NR	30 x 62 x 16	Grooved	6206N	35 x 72 x 17	Pinned	6207JRC4
20 x 52 x 15		6304C3	30 x 62 x 16	Grooved, With Ring	6206NR	35 x 72 x 17	Pinned, 3mm	83A844A
22 x 50 x 14		6222C4	30 x 62 x 16	Grvd, W/Ring, C4 Fit	6206NRC4	35 x 72 x 17	Pinned,	
22 x 56 x 16		6322C4	30 x 62 x 16	Roller Bearing	NJ206	3mm Grooved W/Ring	6207NLT	
22 x 56 x 16		6322X	30 x 64 x 16	O.D. Step	830046	35 x 72 x 27	Pinned, 3mm	5207-1LT
25 x 52 x 15		6205C3	30 x 72 x 16	O.D. Step	SX06C62	35 x 80 x 18		6307X
25 x 52 x 15	Grooved	6205N	30 x 72 x 18		6306RI	35 x 80 x 18.5		6307A
25 x 52 x 15	Grooved, With Ring	6205NR	30 x 72 x 19		6306C3	35 x 80 x 21		6307C3
25 x 55 x 15		83A915	30 x 72 x 19	Grooved	6306N	35 x 80 x 21	Grooved	6307N
25 x 62 x 16		6305RI	30 x 72 x 19	Grooved, With Ring	6306NR	35 x 80 x 21	Grooved, 5mm Pinhole	83B727
25 x 62 x 17		6305C3	30 x 72 x 19	O.D. Step	SX06C42	35 x 80 x 21	Grooved, With Ring	6307NR
25 x 62 x 17	Grooved	6305N	30 x 76 x 17.5		692C3	35 x 80 x 21	Pinned	6307JRC4
25 x 62 x 17	Grooved, With Ring	6305NR	32 x 65 x 17		6232C3	35 x 80 x 21	Pinned, 3mm	83A948
25 x 62 x 17	Grooved, Pinned	83406	32 x 72 x 30	Phenalic, 4mm Pinhole	83B207	39 x 58 x 16	Needle Bearings	8ENK16
25 x 62 x 17	Pinned	83464A	32 x 76 x 17.5		SC093CS	39 x 65 x 18	Needle Bearings	2MEB671
28 x 58 x 16		6228C3	35 x 72 x 17		6207C3	40 x 76 x 17.5		DG407618
28 x 68 x 18		6328C3	35 x 72 x 17	C4 Fit	6207C4	40 x 80 x 18	Grooved, With Ring	6208NC4
28 x 68 x 18	Shield	6328LBA	35 x 72 x 17	Grooved	6207N	40 x 90 x 23		6308C3
28 x 72 x 18		B32872	35 x 72 x 17	Grooved, C4 Fit	6207NC4	40 x 90 x 20		
30 x 62 x 16	Grooved, C4 Fit	6206NC4	35 x 72 x 17	Grooved, With Ring	6207NR			



# BEARINGS, WRIST PINS

### WRIST PIN BEARINGS (O.E.M. REPLACEMENT TOP END BEARINGS)

DETERMINE PART NUMBER BY SIZE

SIZE (MM)	PART NO.
12 x 16 x 15	01215
12 x 17 x 14.7	01203
14 x 18 x 15.7	01154
14 x 18 x 15.7	01403
14 x 18 x 17.2	01303
14 x 18 x 18.2	01257
14 x 18 x 19.6	01151
14 x 19 x 17	01419
15 x 19 x 17.2	01152
15 x 19 x 19.75	01153
15 x 19 x 20	01318
15 x 20 x 17.75	01205
16 x 20 x 19.5	01202
16 x 20 x 22.6	01312
16 x 21 x 19.5	01204
16 x 21 x 19.5	01310
16 x 21 x 22.4	01201
18 x 22 x 19.75	01298
18 x 22 x 22	01209
18 x 22 x 22.6	01181
18 x 22 x 23.6	01337
18 x 23 x 21.5	01251
18 x 23 x 23	01338
18 x 23 x 24	01401
20 x 24 x 23	01328

SIZE (MM)	PART NO.
20 x 25 x 21.7	01322
20 x 25 x 23	01339
20 x 25 x 24	01252
20 x 25 x 25	01320
20 x 25 x 29	01161
21 x 25 x 23.75	01242
22 x 27 x 23	01343
22 x 27 x 24.7	01326

### WRIST PINS (O.E.M. REPLACEMENT PINS)

DETERMINE PART NUMBER BY SIZE

SIZE (MM)	PART NO.
12mm x 40mm	1078
14mm x 39mm	1439
14mm x 39.5mm	1440
14mm x 41mm	1147
14mm x 41mm (Tapered I.D.)	1147A
14mm x 41mm (Heavy I.D.)	1441
14mm x 42mm	1442
14mm x 44.5mm	1148
14mm x 45.75mm	0913
15mm x 44.5mm	1544
15mm x 46mm	1545
15mm x 46.5mm	1546
15mm x 47mm	1547
15mm x 50mm	1550
16mm x 44.5mm	1644

SIZE (MM)	PART NO.
16mm x 46.5mm	1166
16mm x 47mm	1087
16mm x 53mm	1653
16mm x 57mm	1657
16mm x 59mm	1659
18mm x 55.5mm	1855
18mm x 56mm	1149
18mm x 58mm	1159
18mm x 59mm	1146
19mm x 58mm	1958
20mm x 56mm	2056
20mm x 58.5mm	2058
20mm x 69mm	2069
22mm x 64.5mm	2265

### CRANK PINS (O.E.M. REPLACEMENT PINS)

DETERMINE PART NUMBER BY SIZE

SIZE (MM)	PART NO.
22mm x 51mm	1169
22mm x 53mm	1170
22mm x 54mm	1175
22mm x 54.5mm	1168
22mm x 56.5mm	1160
24mm x 45mm	1173
24mm x 48mm	1171
24mm x 52mm	1167
24mm x 56.5mm	1161

SIZE (MM)	PART NO.
24mm x 57mm	1174
24mm x 58mm	2458
24mm x 58.5mm	1163
24mm x 59mm	1179
24mm x 60mm	1162
24.3mm x 51mm	1177
24.3mm x 54mm	1178
25mm x 60.5mm	1165
26mm x 58mm	1164
28mm x 58mm	1172

### THRUST WASHERS (O.E.M. REPLACEMENT WASHERS)

DETERMINE PART NUMBER BY SIZE

SIZE (MM)	PART NO.
22mm x .5mm	TW4953
22mm x 1mm	TW4957
22mm x 1.5mm	TW4966
24mm x 1mm	TW4956
24mm x 1mm (Coated)	TW4942
24mm x 1.5mm	TW4320
25mm x 1mm	TW4968
25mm x 2.5mm	TW2539
26mm x 1mm	TW1574
34mm x .5mm	01565TW
36mm x 1mm	01564TW
38mm x 1mm	01563TW