

LC55-14A AMD Schematics

RESISTOR

Symbol name	Value	Tolerance (J: 5%, F: 1%, D: 0.5%, B: 0.1 %)	Rating 0402=> 1/16W, 25V 0603 => 1/16W, 75V 0805 => 1/10W, 100V	Size 2=>0402, 3=>0603, 5=>0805, 6=>1206, 0=>1210
10KR3	10K Ohm	If no letter, it means J: 5%	1/16W, 75V	0603
33D3R5	33.3 Ohm	If no letter, it means J: 5%	1/10W, 100V	0805
1KR3F	1K Ohm	F: 1%	1/16W, 75V	0603

The naming rule is value + R + size + tolerance
 For the value, it can be read by the number before R. (R means resistor)
 For the tolerance, it can be read from the last letter.
 For the rating, we don't show on the symbol name.
 For the size, R2=>0402, R3=>0603, R5=>0805,....

CAPACITOR

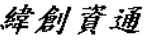
Symbol name	Value	Tolerance (M: +/-20, K: +/-10, Z: +80/-20)	Rating	Size 2=>0402, 3=>0603, 5=>0805, 6=>1206, 0=>1210
SCD1U10V2MX-1	0.1uF	M/X5R	10V	0402
SC10U6D3V5MX	10uF	M/X5R	6.3V	0805
SC2D2U16V5ZY	2.2uF	Z/Y5V	16V	0805

The naming rule is
 Capacitor type + value + rating + size + tolerance + material
 SCD1U10V2MX-1
 SC=> SMT Ceremic, TC=> POS cap or SP cap
 D1U => 0.1uF
 10V => the voltage rating is 10V
 2=> 0402, 3=>0603, 5=>0805
 M=>tolerance M, K, Z
 X=> X7R/X5R, Y=> Y5V
 -1 => symbol version, nonsense to EE characteristic

Properties

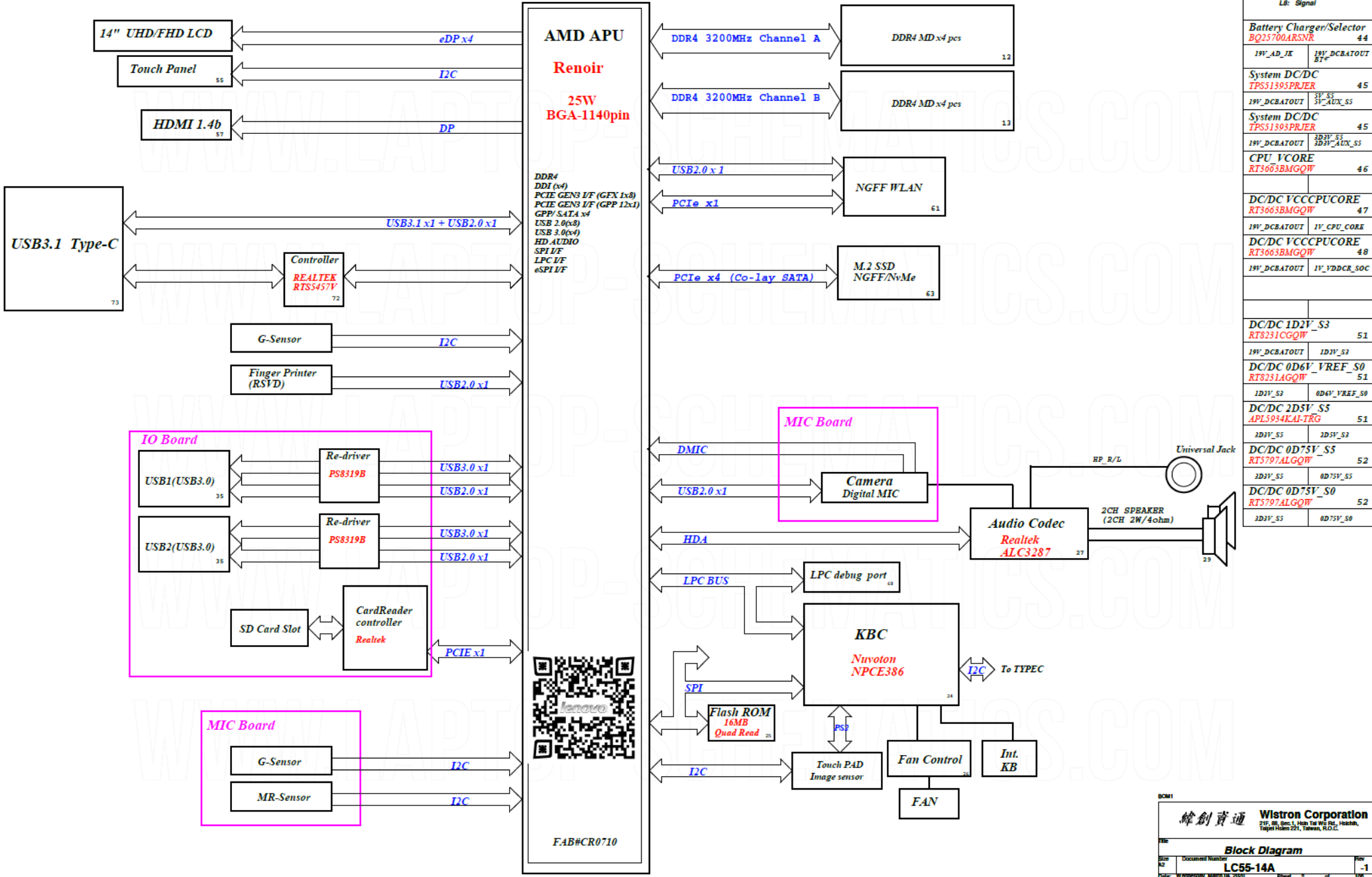
DY	DUMMY, NOT ASM, not assemble
DDP/ SDP	Memory down BOM Control
DDR4_CTRL	Memory down setting (SDP / DDP)
MEM_IDx_x	Memory ID for SW Team (BOM Control)
PCB_ID	PCB ID for SW Team (PCB version)
SKU_ID	SKU ID for SW Team (Model ID)
HDT	Debug Connector
PSL/ Non PSL	Support / Non Support KBC Power Switched Logic
AOU/NON_AOU	Support / Non Support Always On USB
EMMC	Embedded Multi Media Card
MS	Modern stand by
SHARE_ROM NON_SHARE	SPI ROM BOM Control
7718	thermal sensor select
PTC	Positive Temperature Coefficient circuit
WOV	Wake On Voice

BOM1

 Wistron Corporation 21F, 88, Sec. 1, Hsin Tai Wu Rd., Hsichih, Taipei Hsien 221, Taiwan, R.O.C.		
Cover Page		
Size A3	Document Number LC55-14A	Rev -1
Date: Wednesday, March 04, 2020		
Sheet 1 of		106

LC55 AMD Block Diagram

IO/Sensor BD RELEASED BY WWW.LAPTOP-SCHEMATICS.COM



PCB Layer Stackup	
L1:	Signal
L2:	GND/POWER
L3:	Signal
L4:	Signal
L5:	GND/POWER
L6:	Signal
L7:	GND/POWER
L8:	Signal

Battery Charger/Selector	BQ25700ARSNR	44
19V_AD_JK	19V_DCBATOUT	BT+
System DC/DC	TPS51305PRJER	45
19V_DCBATOUT	3V_S3	3V_AUX_S3
System DC/DC	TPS51303PRJER	45
19V_DCBATOUT	3D3V_S3	3D3V_AUX_S3
CPU YCORE	RT3603BMQ0W	46
DC/DC VCCPCUCORE	RT3603BMQ0W	47
19V_DCBATOUT	1V_CPU_CORE	
DC/DC VCCPCUCORE	RT3603BMQ0W	48
19V_DCBATOUT	1V_VDDCR_SOC	
DC/DC 1D2V_S3	RT8231CG0W	51
19V_DCBATOUT	1D3V_S3	
DC/DC 0D6V_VREF_S0	RT8231AG0W	51
1D3V_S3	0D6V_VREF_S0	
DC/DC 2D5V_S5	APL5934KAI-TRG	51
3D3V_S5	2D5V_S5	
DC/DC 0D75V_S5	RT3797ALG0W	52
3D3V_S5	0D75V_S5	
DC/DC 0D75V_S0	RT3797ALG0W	52
3D3V_S5	0D75V_S0	

D

C

B

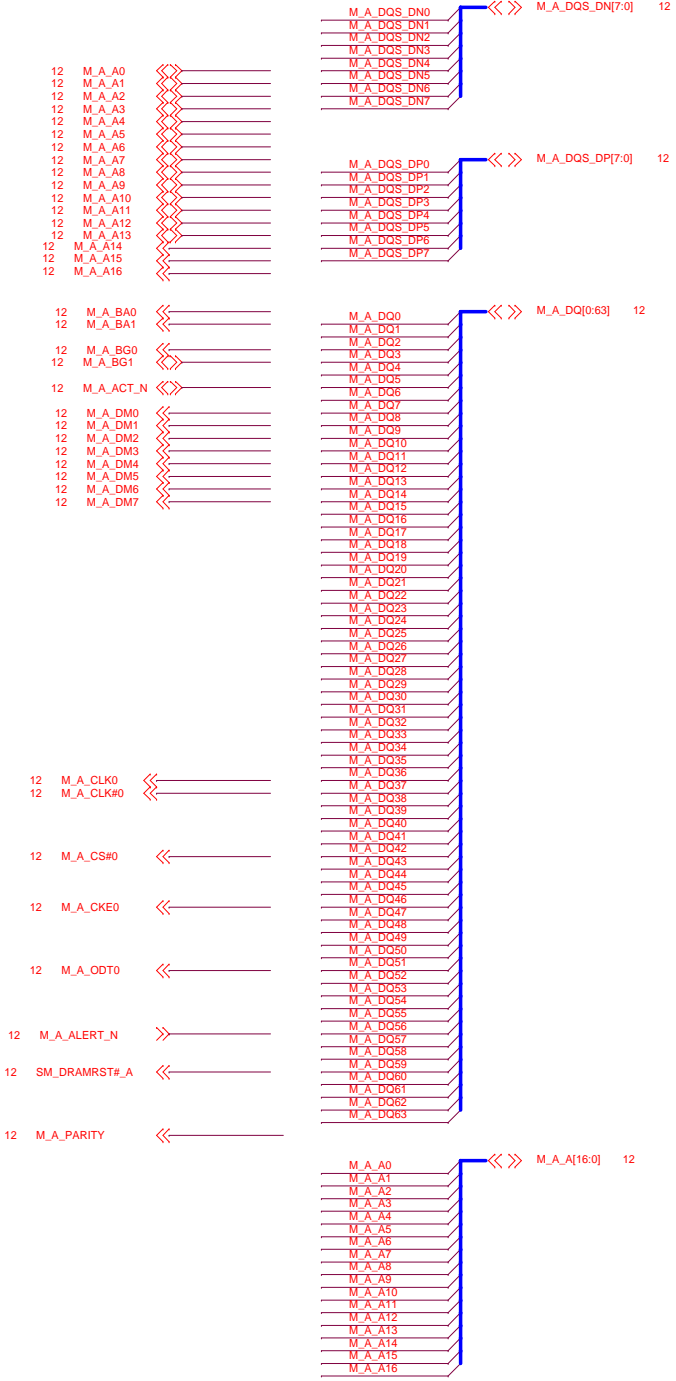
A

(Blanking)


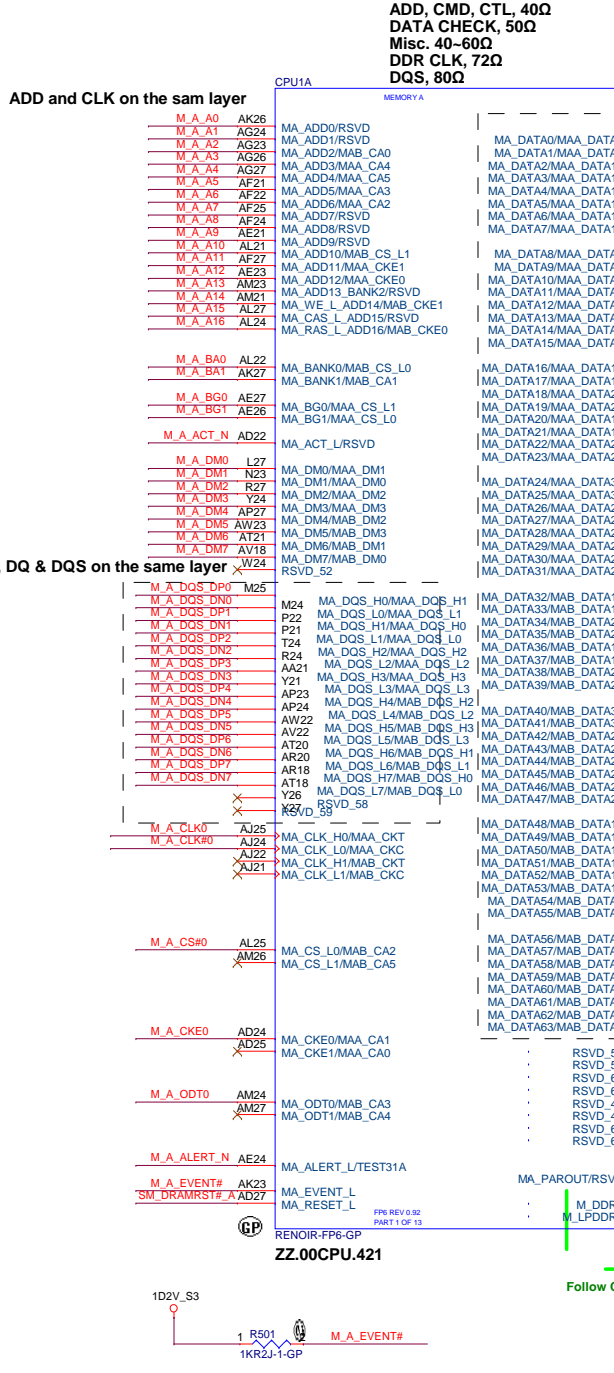
BOM1

緯創資通		Wistron Corporation 21F, 88, Sec.1, Hsin Tai Wu Rd., Hsichih, Taipei Hsien 221, Taiwan, R.O.C.	
Title CPU (RSVD)			
Size A4	Document Number LC55-14A		Rev -1
Date: Wednesday, March 04, 2020		Sheet 4 of	106

SSID = CPU



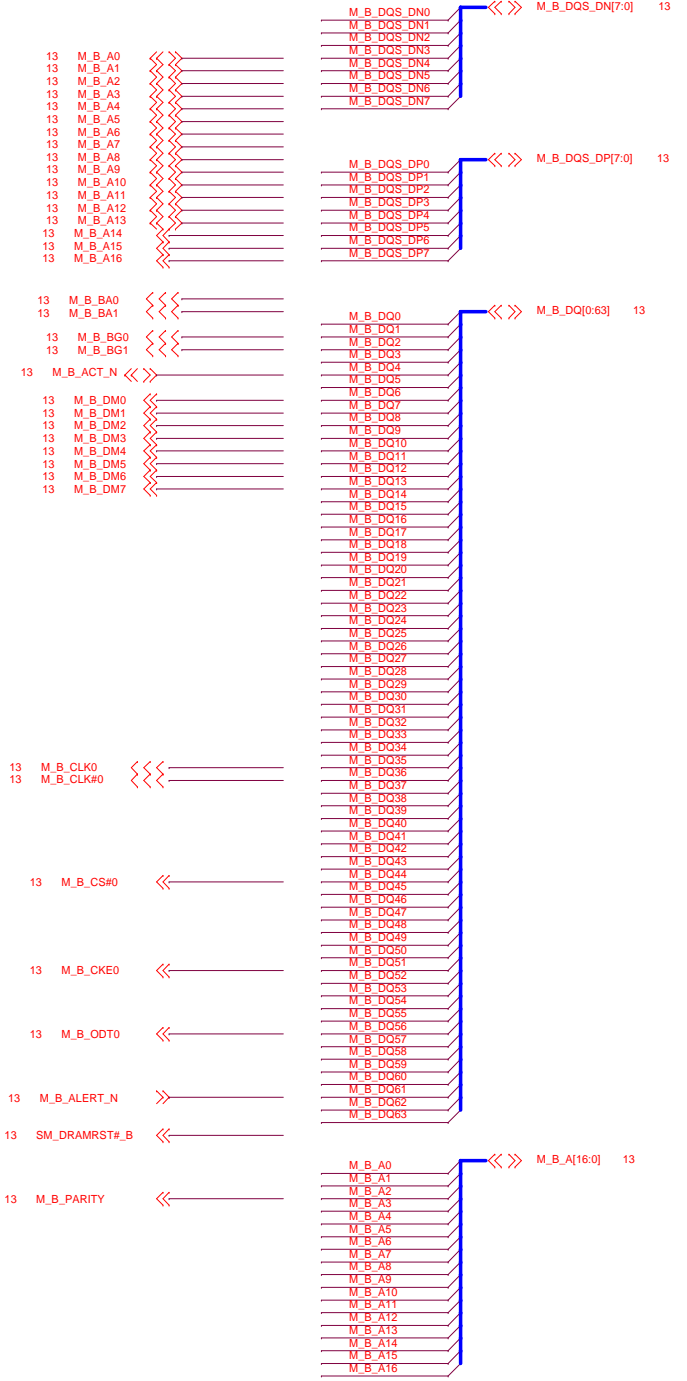
APU Type 2 does not support Channel A



緯創資通 Wistron Corporation
 21F, 88, Sec. 1, Hsin Tai Wu Rd., Hsinshih, Taipei Hsien 221, Taiwan, R.O.C.

Title: **CPU (DDR4 CHA)**
 Size A3 Document Number: **LC55-14A** Rev -1
 Date: Wednesday, March 04, 2020 Sheet 5 of 106

SSID = CPU



ADD, CMD, CTL, 40Ω
DATA CHECK, 50Ω
Misc. 40-60Ω
DDR CLK, 72Ω
DQS, 80Ω

ADD and CLK on the sam layer

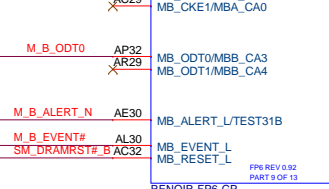
M_B_A0	AM29	MB_ADD0/RSVD
M_B_A1	AH31	MB_ADD1/RSVD
M_B_A2	AJ30	MB_ADD2/MBB_CA0
M_B_A3	AH29	MB_ADD3/MBA_CA4
M_B_A4	AG32	MB_ADD4/MBA_CA5
M_B_A5	AG30	MB_ADD5/MBA_CA3
M_B_A6	AG31	MB_ADD6/MBA_CA2
M_B_A7	AF30	MB_ADD7/RSVD
M_B_A8	AG29	MB_ADD8/RSVD
M_B_A9	AF29	MB_ADD9/RSVD
M_B_A10	AM30	MB_ADD10/MBB_CS_L1
M_B_A11	AF31	MB_ADD11/MBA_CKE1
M_B_A12	AE32	MB_ADD12/MBA_CKE0
M_B_A13	AP30	MB_ADD13_BANK2/RSVD
M_B_A14	AP31	MB_WE_L_ADD14/MBB_CKE1
M_B_A15	AP29	MB_CAS_L_ADD15/RSVD
M_B_A16	AN29	MB_RAS_L_ADD16/MBB_CKE0

M_B_BA0	AN31	MB_BANK0/MBB_CS_L0
M_B_BA1	AM32	MB_BANK1/MBB_CA1
M_B_BG0	AD29	MB_BG0/MBA_CS_L1
M_B_BG1	AD31	MB_BG1/MBA_CS_L0
M_B_ACT_N	AD30	MB_ACT_L/RSVD
M_B_DM0	C30	MB_DM0/MBA_DM1
M_B_DM1	H32	MB_DM1/MBA_DM0
M_B_DM2	M29	MB_DM2/MBA_DM2
M_B_DM3	T29	MB_DM3/MBA_DM3
M_B_DM4	AU30	MB_DM4/MBB_DM2
M_B_DM5	BD28	MB_DM5/MBB_DM3
M_B_DM6	BB23	MB_DM6/MBB_DM1
M_B_DM7	BD20	MB_DM7/MBB_DM0
M_B_DM8	W31	RSVD_57

DM, DQ & DQS on the same layer

M_B_DQS_DP0	E29	MB_DQS_H0/MBA_DQS_H1
M_B_DQS_DN0	D28	MB_DQS_L0/MBA_DQS_L1
M_B_DQS_DP1	J31	MB_DQS_H1/MBA_DQS_H0
M_B_DQS_DN1	J29	MB_DQS_L1/MBA_DQS_L0
M_B_DQS_DP2	N30	MB_DQS_H2/MBA_DQS_H2
M_B_DQS_DN2	M31	MB_DQS_L2/MBA_DQS_L2
M_B_DQS_DP3	T30	MB_DQS_H3/MBA_DQS_H3
M_B_DQS_DN3	T31	MB_DQS_L3/MBA_DQS_L3
M_B_DQS_DP4	AU29	MB_DQS_H4/MBB_DQS_H2
M_B_DQS_DN4	AU31	MB_DQS_L4/MBB_DQS_L2
M_B_DQS_DP5	BA27	MB_DQS_H5/MBB_DQS_H3
M_B_DQS_DN5	BB27	MB_DQS_L5/MBB_DQS_L3
M_B_DQS_DP6	BC23	MB_DQS_H6/MBB_DQS_H1
M_B_DQS_DN6	BA23	MB_DQS_L6/MBB_DQS_L1
M_B_DQS_DP7	BC20	MB_DQS_H7/MBB_DQS_H0
M_B_DQS_DN7	BA20	MB_DQS_L7/MBB_DQS_L0
M_B_DQS_DP8	Y32	RSVD_61
M_B_DQS_DP9	Y30	RSVD_60

M_B_CCK0	AJ31	MB_CLK_H0/MBA_CKT
M_B_CLK#0	AK30	MB_CLK_L0/MBA_CK0
M_B_CCK#0	AK32	MB_CLK_H1/MBB_CKT
M_B_CCK#0	AL31	MB_CLK_L1/MBB_CK0
M_B_CS#0	AN30	MB_CS_L0/MBB_CA2
M_B_CS#0	AR31	MB_CS_L1/MBB_CA5
M_B_CKE0	AC31	MB_CKE0/MBA_CA1
M_B_CKE0	AC29	MB_CKE1/MBA_CA0
M_B_ODT0	AP32	MB_ODT0/MBB_CA3
M_B_ODT0	AR29	MB_ODT1/MBB_CA4
M_B_ALERT_N	AE30	MB_ALERT_L/TEST31B
M_B_EVENT#	AL30	MB_EVENT_L
SM_DRAMRST#_B	AC32	MB_RESET_L



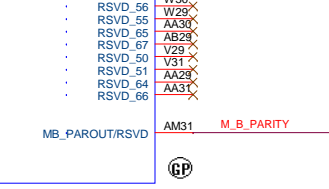
DM, DQ & DQS on the same layer

MB_DATA0/MBA_DATA8	C27	M_B_DQ0
MB_DATA1/MBA_DATA9	A28	M_B_DQ1
MB_DATA2/MBA_DATA13	F29	M_B_DQ2
MB_DATA3/MBA_DATA12	F31	M_B_DQ3
MB_DATA4/MBA_DATA11	B27	M_B_DQ4
MB_DATA5/MBA_DATA10	D27	M_B_DQ5
MB_DATA6/MBA_DATA15	E32	M_B_DQ6
MB_DATA7/MBA_DATA14	F30	M_B_DQ7
MB_DATA8/MBA_DATA0	H31	M_B_DQ8
MB_DATA9/MBA_DATA1	H30	M_B_DQ9
MB_DATA10/MBA_DATA1	K31	M_B_DQ10
MB_DATA11/MBA_DATA4	L30	M_B_DQ11
MB_DATA12/MBA_DATA7	G30	M_B_DQ12
MB_DATA13/MBA_DATA6	H29	M_B_DQ13
MB_DATA14/MBA_DATA2	K30	M_B_DQ14
MB_DATA15/MBA_DATA3	K29	M_B_DQ15

MB_DATA16/MBA_DATA21	N32	M_B_DQ16
MB_DATA17/MBA_DATA22	N29	M_B_DQ17
MB_DATA18/MBA_DATA19	P30	M_B_DQ18
MB_DATA19/MBA_DATA19	L32	M_B_DQ19
MB_DATA20/MBA_DATA17	L31	M_B_DQ20
MB_DATA21/MBA_DATA16	M30	M_B_DQ21
MB_DATA22/MBA_DATA18	L29	M_B_DQ22
MB_DATA23/MBA_DATA23	N31	M_B_DQ23
MB_DATA24/MBA_DATA30	R30	M_B_DQ24
MB_DATA25/MBA_DATA31	R32	M_B_DQ25
MB_DATA26/MBA_DATA26	V30	M_B_DQ26
MB_DATA27/MBA_DATA27	V32	M_B_DQ27
MB_DATA28/MBA_DATA28	P29	M_B_DQ28
MB_DATA29/MBA_DATA29	P31	M_B_DQ29
MB_DATA30/MBA_DATA25	U31	M_B_DQ30
MB_DATA31/MBA_DATA24	U29	M_B_DQ31

MB_DATA32/MBB_DATA16	AT29	M_B_DQ32
MB_DATA33/MBB_DATA17	AU32	M_B_DQ33
MB_DATA34/MBB_DATA21	AW31	M_B_DQ34
MB_DATA35/MBB_DATA21	AW30	M_B_DQ35
MB_DATA36/MBB_DATA20	AR30	M_B_DQ36
MB_DATA37/MBB_DATA19	AT31	M_B_DQ37
MB_DATA38/MBB_DATA18	AV30	M_B_DQ38
MB_DATA39/MBB_DATA23	AW29	M_B_DQ39
MB_DATA40/MBB_DATA28	AY29	M_B_DQ40
MB_DATA41/MBB_DATA28	AY32	M_B_DQ41
MB_DATA42/MBB_DATA24	BC27	M_B_DQ42
MB_DATA43/MBB_DATA25	BB26	M_B_DQ43
MB_DATA44/MBB_DATA27	BC25	M_B_DQ44
MB_DATA45/MBB_DATA26	BA25	M_B_DQ45
MB_DATA46/MBB_DATA30	BB30	M_B_DQ46
MB_DATA47/MBB_DATA31	BA28	M_B_DQ47

MB_DATA48/MBB_DATA11	BA24	M_B_DQ48
MB_DATA49/MBB_DATA10	BC24	M_B_DQ49
MB_DATA50/MBB_DATA14	BC22	M_B_DQ50
MB_DATA51/MBB_DATA15	BA22	M_B_DQ51
MB_DATA52/MBB_DATA12	BB25	M_B_DQ52
MB_DATA53/MBB_DATA13	BD25	M_B_DQ53
MB_DATA54/MBB_DATA9	BB22	M_B_DQ54
MB_DATA55/MBB_DATA8	BD22	M_B_DQ55
MB_DATA56/MBB_DATA4	BA21	M_B_DQ56
MB_DATA57/MBB_DATA5	BC21	M_B_DQ57
MB_DATA58/MBB_DATA2	BC18	M_B_DQ58
MB_DATA59/MBB_DATA3	BB18	M_B_DQ59
MB_DATA60/MBB_DATA6	BB20	M_B_DQ60
MB_DATA61/MBB_DATA7	BB21	M_B_DQ61
MB_DATA62/MBB_DATA1	BB19	M_B_DQ62
MB_DATA63/MBB_DATA0	BA18	M_B_DQ63



RENOIR-FP6-GP

ZZ.00CPU.421

BOM1

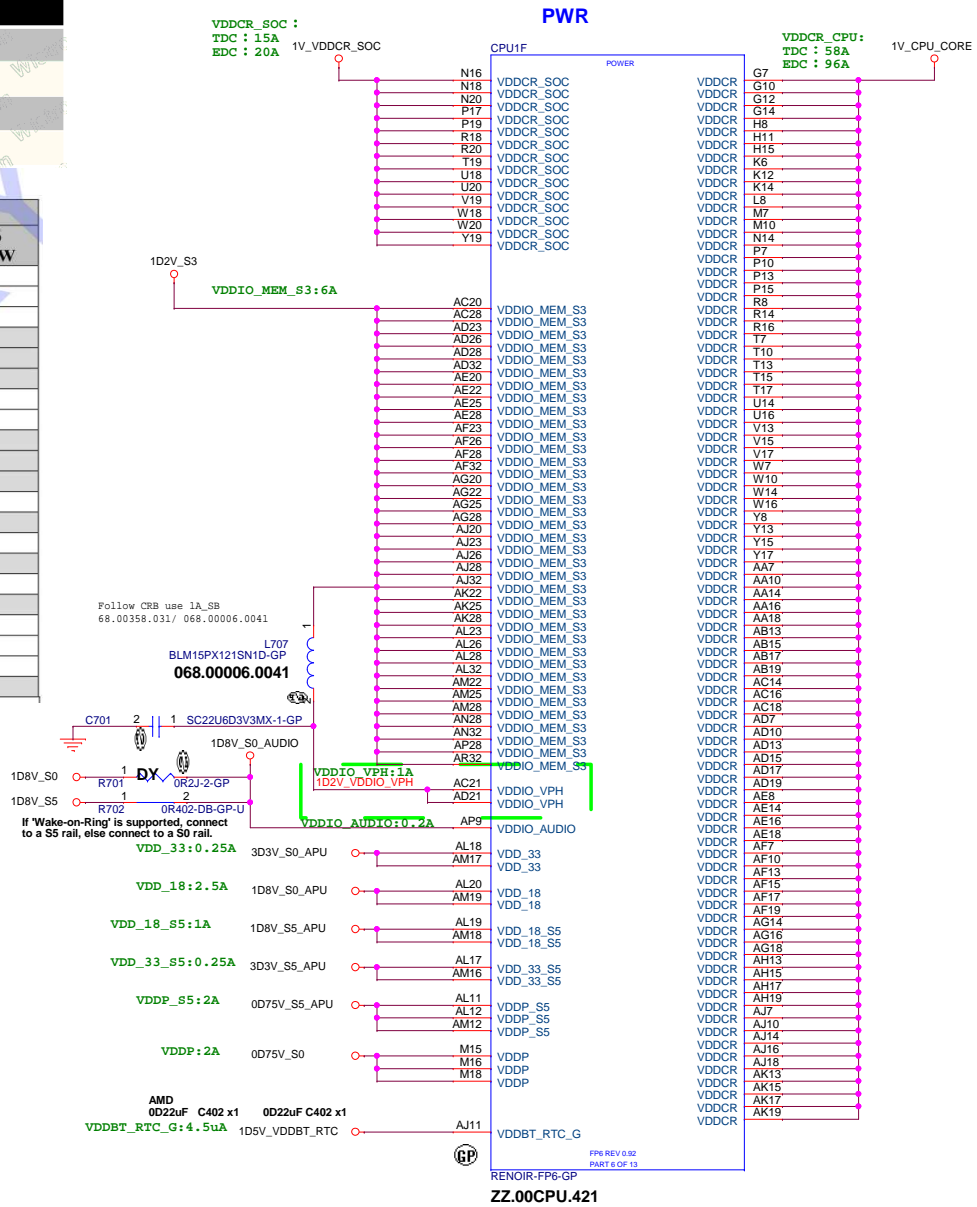
緯創資通 Wistron Corporation
21F, 88, Sec. 1, Hsin Tai Wu Rd., Hsichih, Taipei Hsien 221, Taiwan, R.O.C.

Title		
CPU (DDR4 CHB)		
Size A3	Document Number	Rev
	LC55-14A	-1
Date: Wednesday, March 04, 2020	Sheet 6	of 106

SVI	FP4 – Bristol Ridge	FP5 – Raven Ridge
Supply 1	VDDCR_CPU – x86 Cores	VDDCR_VDD – x86 Cores, GPU
Supply 2	VDDCR_NB – Rest Of Chip	VDDCR_SOC – Rest Of Chip
Supply 3	VDDCR_GFX – GPU	N/A
Sum@15W	TDC: 56A, EDC: 87A	TDC: 45A, EDC: 58A

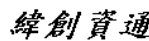
Table 5. FP6 Processor Voltage Supply Currents

Supply ¹	Nominal Voltage at Pkg Ball (V) ²	Condition	SYSTEM CONFIGURATION					
			10W	15W	25W	35W	45W	6 54W
VDDCR_VDD	Variable (0.65–TBD) ⁵	TDC ³	20	33	44	51	58	
		EDC	34	50	70	90	96	
		Max Loadstep ⁴	29	43	65	76	84	
VDDCR_SOC	Variable (0.7–TBD) ⁵	TDC ³	10	13		15		
		EDC	13	17		20		
VDDIO_MEM_S3 ⁶	1.10	TDC				6.00		
		TDC				6.00		
		TDC				1.00		
VDDIO_VPH ⁷	1.80	TDC				1.00		
		TDC				2.00		
VDDP	0.75	TDC				2.00		
VDDP_S5	0.75	TDC				2.00		
VDD_18	1.80	TDC				2.50		
VDD_18_S5	1.80	TDC				1.00		
VDD_33	3.30	TDC				0.25		
VDD_33_S5	3.30	TDC				0.25		
VDDIO_AUDIO	1.20	TDC				0.20		
		TDC				0.20		
VDDBT_RTC_G	1.50	TDC				0.20		
		TDC				0.20		
VDDBT_RTC_G	3.00	TDC				4.5µA		



15.3.5 VDDIO_VPH Power Delivery and Decoupling
 VDDIO_VPH is the dedicated supply voltage for DisplayPort 0 and PCIe phys. When DisplayPort 0 is used for eDP, the source of VDDIO_VPH can be the same source as VDDIO_MEM_S3. This allows lower power and better battery life. When DisplayPort 0 is used for DP or TMDS, the source of VDDIO_VPH can be the same source as VDD_18.

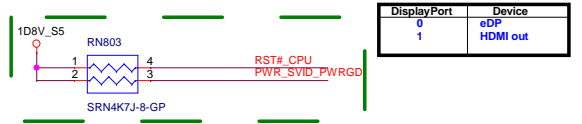
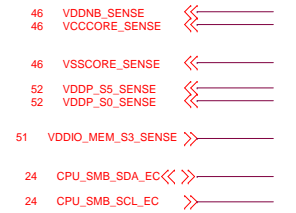
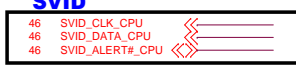
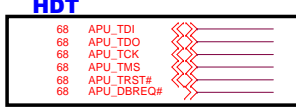
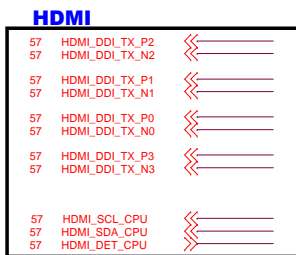
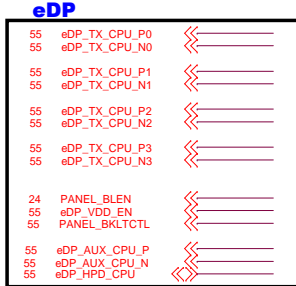
BOM1

 Wistron Corporation 21F, 88, Sec. 1, Hsin Tai Wu Rd., Hsichih, Taipei Hsien 221, Taiwan, R.O.C.	
Title Cover Page	
Size A3	Document Number LC55-14A
Date: Wednesday, March 04, 2020	Rev -1
Sheet 7 of 106	

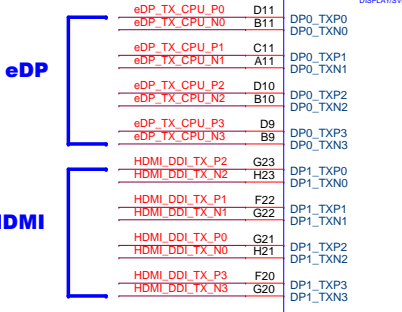
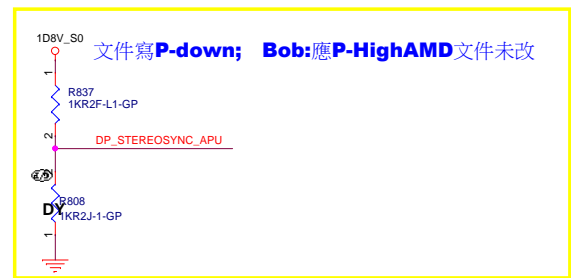
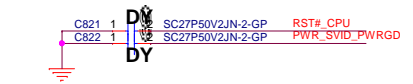
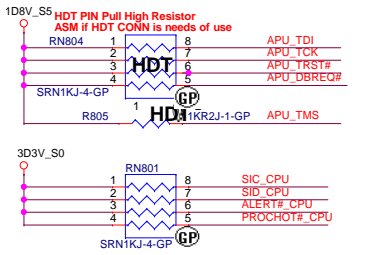
SSID = PCH

DISPLAY/SVI/JTAG/TEST

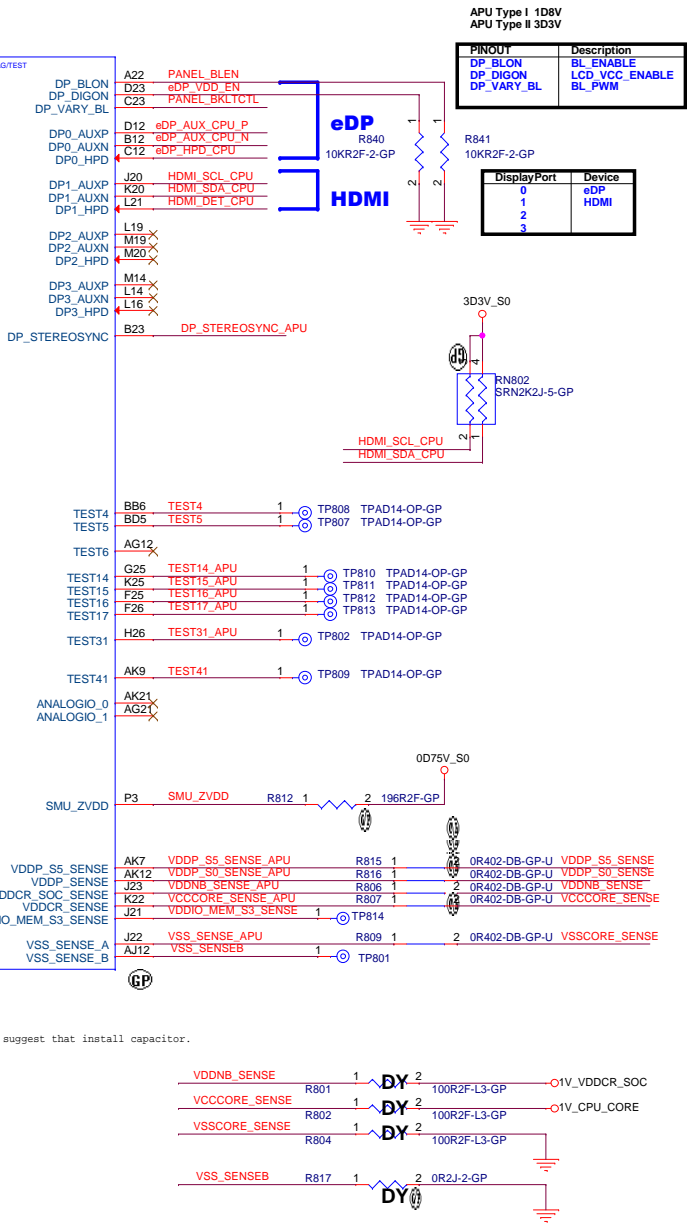
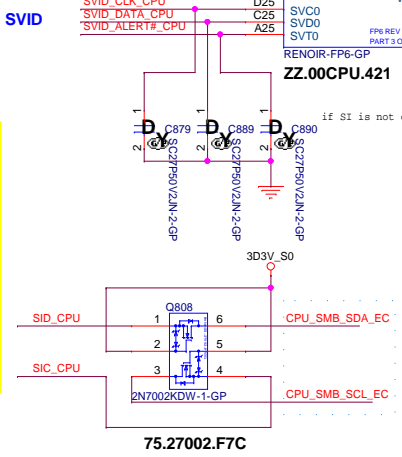
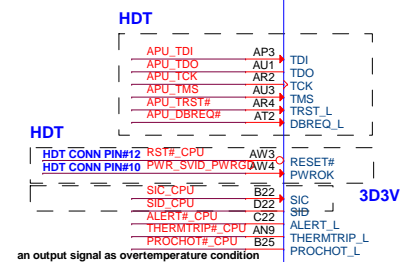
APU Type (CZ): 1D8V
APU Type II(CZ-L): 3D3V



HDT EVT stage要上



SVC	SVD	OUTPUT VOLTAGE (V)
0	0	1.1
0	1	1.0
1	0	0.9
1	1	0.8



BOM1

緯創資通 Wistron Corporation

21F, 88, Sec. 1, Hsin Tai Wu Rd., Hsichih, Taipei Hsien 221, Taiwan, R.O.C.

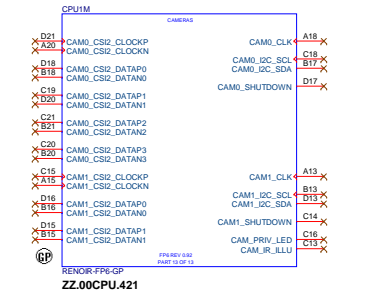


Title

Cover Page


Size A3 Document Number **LC55-14A** Rev -1

Date: Wednesday, March 04, 2020 Sheet 8 of 106

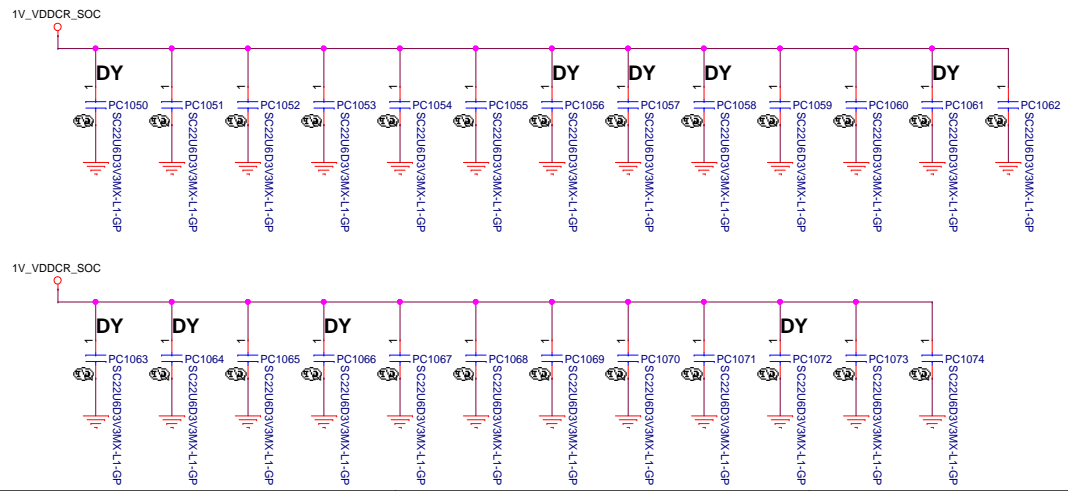
VSS

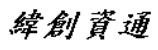


1V_VDDCORE AMD_FP6_35W



1V_VDDCR_SOC



BOM1		
 Wistron Corporation 21F, 88, Sec. 1, Hsin Tai Wu Rd., Hsichih, Taipei Hsien 221, Taiwan, R.O.C.		
Title		
Cover Page		
Size A3	Document Number LC55-14A	Rev -1
Date: Wednesday, March 04, 2020	Sheet 10 of	106

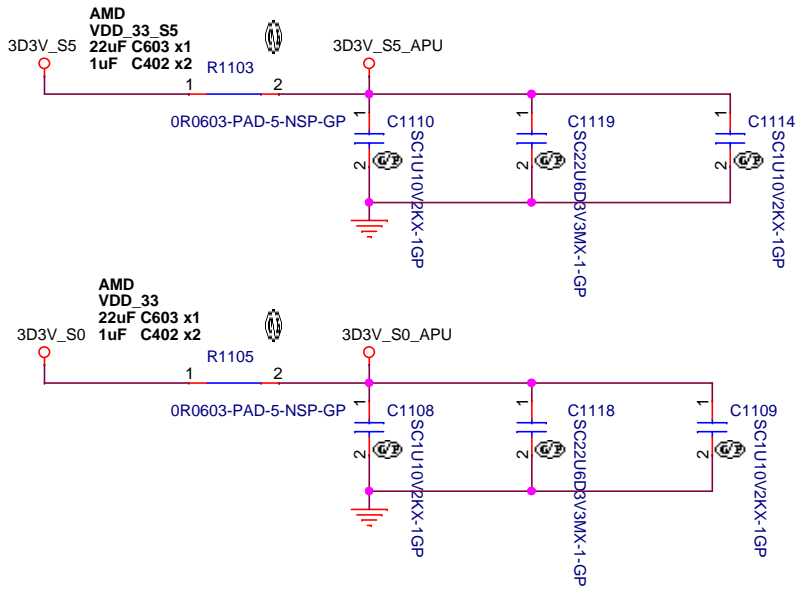
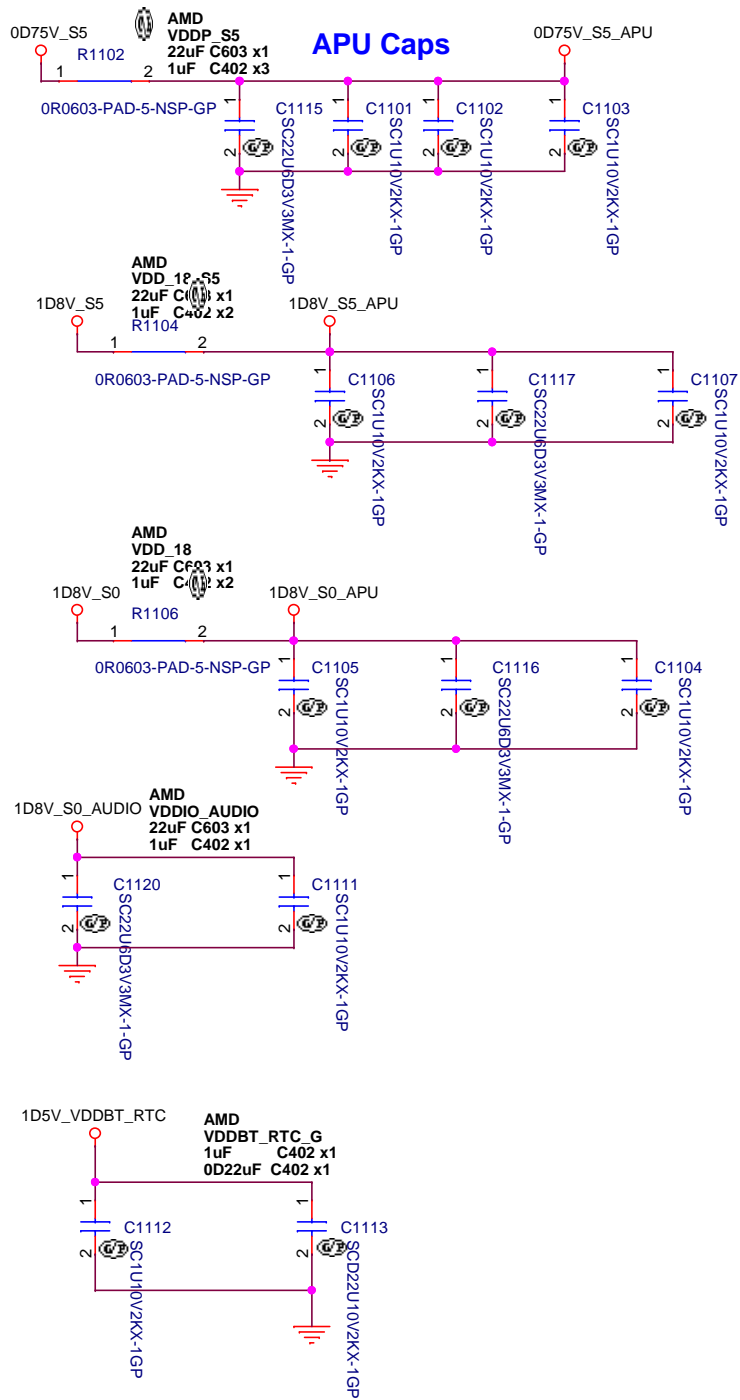


Table 110. Decoupling Capacitors for Processor Power

Capacitor		VDDCR	VDDCR_SOC	VDDIO_MEM_S3 ^{1, 2}	VDDP	VDDP_S5	VDD_18	VDD_18_S5	VDD_33_S5	VDD_33	VDDIO_AUDIO	VDDBT_RTC_G
Value	Package Size / Material											
22 μF	0603 X5R	16BU	7BU	9BU	2BO	1BO	1BO	1BO	1BO	1BO	1BO	-
1.0 μF	0402 X5R	-	1BU	2BU	4BU + 4BO	2BU + 1BO	1BU + 1BO	1BU + 1BO	1BU + 1BO	1BU + 1BO	1BU	1BU
0.22 μF	0402 X5R	-	-	4(split)	-	-	-	-	-	-	-	1BU
180 pF	0402 C0G NP0	1BU	1BU	1BU + 2(split)	1BU	-	-	-	-	-	-	-

BOM1

緯創資通		Wistron Corporation	
		21F, 88, Sec.1, Hsin Tai Wu Rd., Hsichih, Taipei Hsien 221, Taiwan, R.O.C.	
Title: Cover Page			
Size: A4	Document Number: LC55-14A		Rev: -1
Date: Wednesday, March 04, 2020	Sheet 11	of	106

(Blanking)

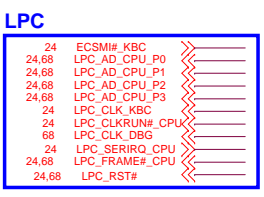
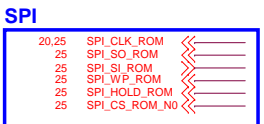
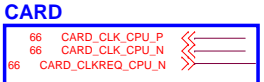
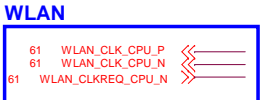
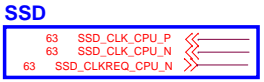
BOM1

緯創資通		Wistron Corporation	
		21F, 88, Sec.1, Hsin Tai Wu Rd., Hsichih, Taipei Hsien 221, Taiwan, R.O.C.	
Title			
DDR (RSVD)			
Size	Document Number		Rev
A4	LC55-14A		-1
Date:	Wednesday, March 04, 2020	Sheet 14	of 106

(Blanking)

BOM1

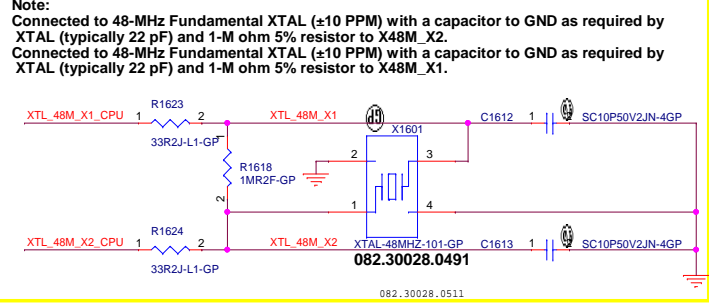
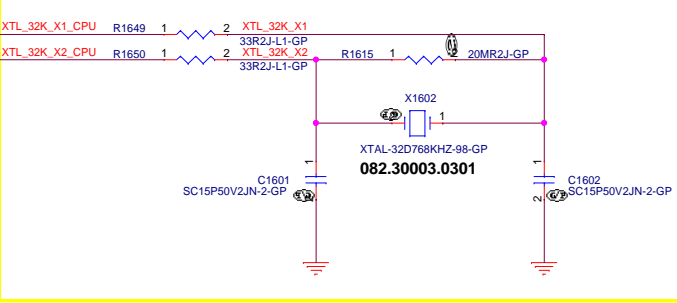
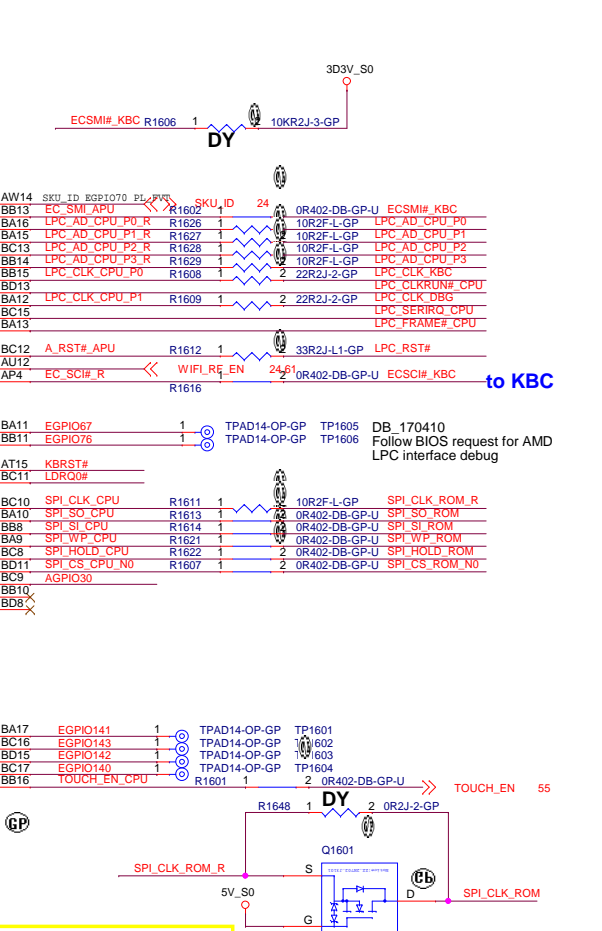
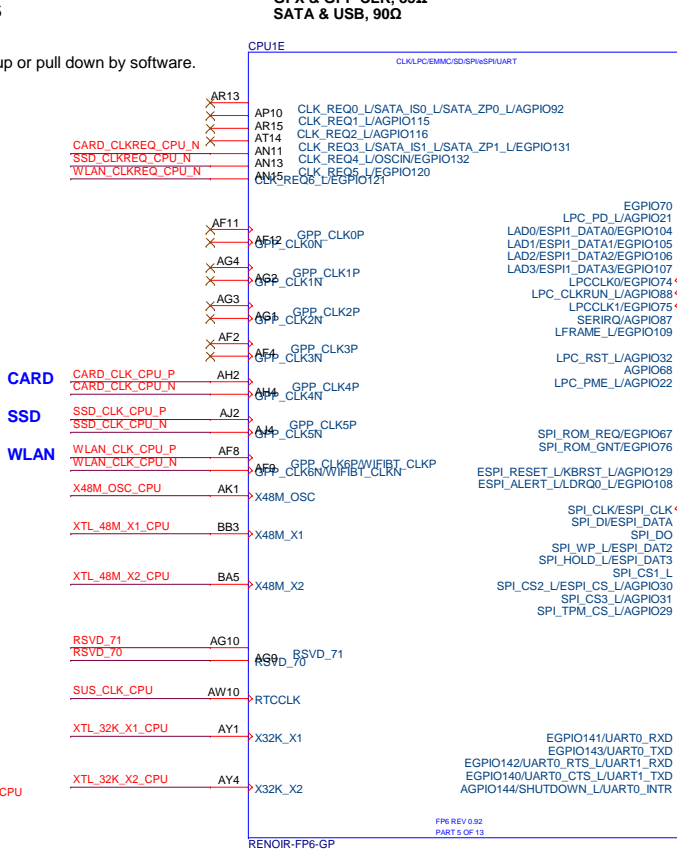
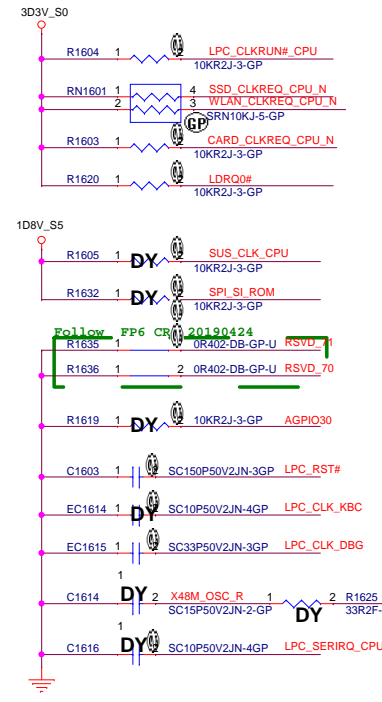
緯創資通		Wistron Corporation	
		21F, 88, Sec.1, Hsin Tai Wu Rd., Hsichih, Taipei Hsien 221, Taiwan, R.O.C.	
Title			
FCH (RSVD)			
Size	Document Number		Rev
A4	LC55-14A		-1
Date:	Wednesday, March 04, 2020	Sheet	15 of 106



CLK/SATA/USB/SPI/LPC

P	GPP CLK port	AMD	Device
0		GFX	NC
1		LAN	NC
2		WLAN	NC
3		PCIETBT	NC
4		PCIEDT	CARD
5		SSD	SSD
6		WLAN	WLAN

LPCCLK1/EGPIO75
CLK_REQ5_L
If unused,
enable internal pull up or pull down by software.



	C1601	C1602
SEIKO 082.30003.0301	15pF	15pF
EPSON 082.30003.0191	15pF	15pF
NDK 082.30003.0221		
TXC 082.30003.0231		

	C1612	C1613
HARMONY 82.30026.371--> HOSONIC 082.30028.0491 Need 10ppm		
HOSONIC 082.30028.0491	10pF	10pF
HOSONIC 082.30028.0511		

BOM1

緯創資通 Wistron Corporation
21F, 88, Sec. 1, Hsin Tai Wu Rd., Hsichih, Taipei Hsien 221, Taiwan, R.O.C.

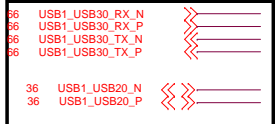
Title: **FCH (CLK/LPC/SPI/EMMC/SD/UA)**

Size: A3 Document Number: **LC55-14A** Rev: -1

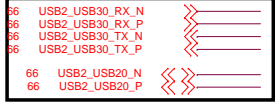
Date: Wednesday, March 04, 2020 Sheet 16 of 106

Main Func = USB

USB3.0 Port1




USB3.0 Port2



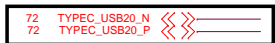
Finger Printer



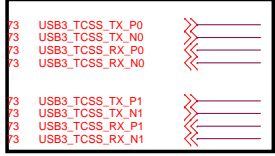
IR Camera



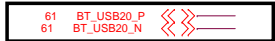
Type C USB20



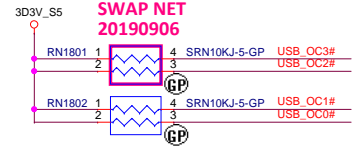
Type-C



BT




USB_OC#	USB3.0 Power
USB_OC0#	USB3.0 Power
USB_OC1#	USB3.0 Power
USB_OC2#	Type C
USB_OC3#	N/A



Type-C



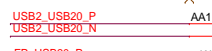
USB2.0 Port1



Camera



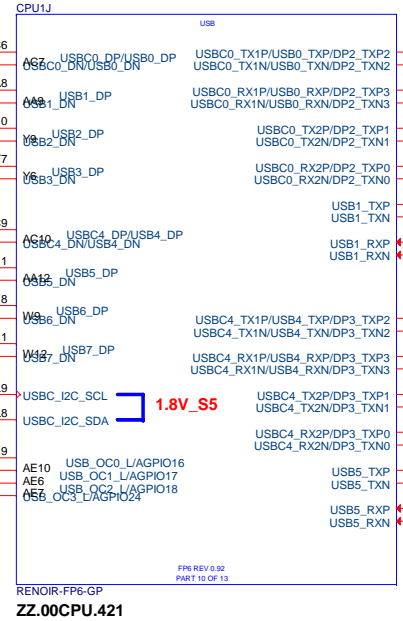
USB2.0 Port5



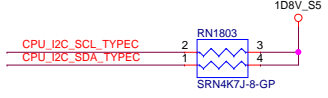
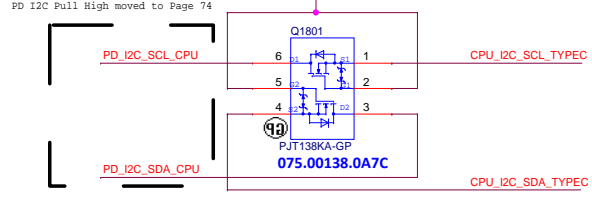
Finger Printer RSVD



BlueTooth



AGPIO13/USB_OC5_L
If unused, enable internal pull up or pull down by software.



BOM1

緯創資通 Wistron Corporation
21F, 88, Sec.1, Hsin Tai Wu Rd., Hsichih, Taipei Hsien 221, Taiwan, R.O.C.

Title: **FCH (USB/Camera/RSVD)**

Size: A3 Document Number: **LC55-14A** Rev: -1

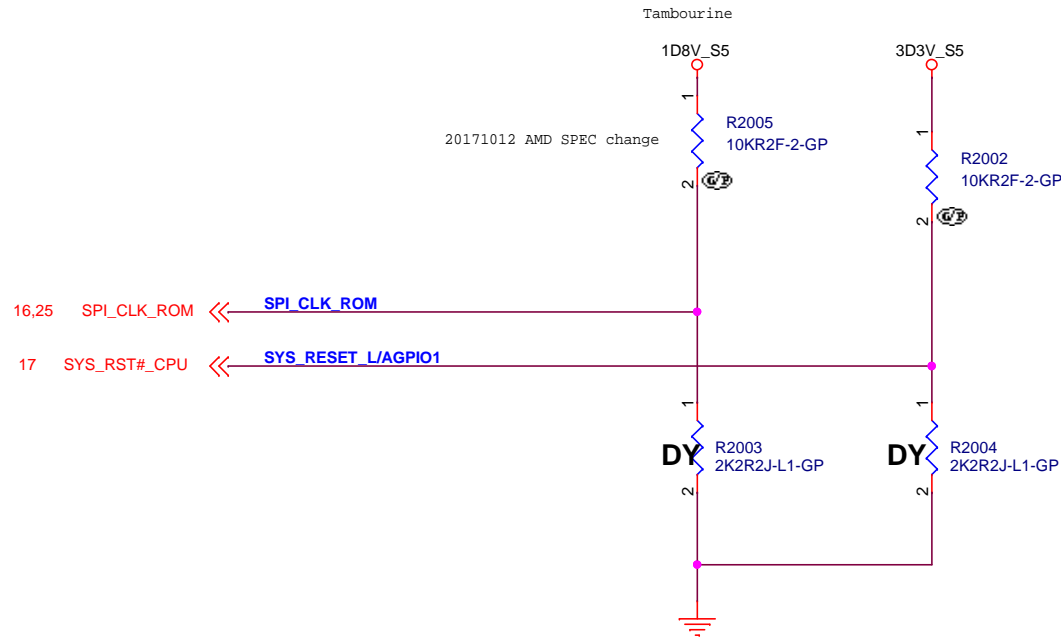
Date: Wednesday, March 04, 2020 Sheet: 18 of 106

(Blanking)

BOM1

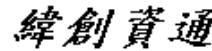
緯創資通		Wistron Corporation	
		21F, 88, Sec.1, Hsin Tai Wu Rd., Hsichih, Taipei Hsien 221, Taiwan, R.O.C.	
Title			
FCH (RSVD)			
Size	Document Number		Rev
A4	LC55-14A		-1
Date:	Wednesday, March 04, 2020	Sheet 19	of 106

STRAP PINS



	PIN SPI_CLK NET SPI_CLK_ROM	PIN SYS_RESET_L//AGPIO1 NET SYS_RST#_CPU
PULL HIGH	Configured for internal clock-generator 10kΩ(± 5%) pull-up resistor to VDD_18 (DEFAULT)	Normal powerup / reset timing 10kΩ(± 5%) pull-up resistor to VDD_33_S5 (DEFAULT)
PULL LOW	Reserved	Reserved

BOM1

 Wistron Corporation 21F, 88, Sec.1, Hsin Tai Wu Rd., Hsichih, Taipei Hsien 221, Taiwan, R.O.C.	
Title	
FCH (Strap)	
Size A4	Document Number LC55-14A
Date: Wednesday, March 04, 2020	Rev -1

(Blanking)

BOM1

緯創資通		Wistron Corporation	
		21F, 88, Sec.1, Hsin Tai Wu Rd., Hsichih, Taipei Hsien 221, Taiwan, R.O.C.	
Title			
FCH (RSVD)			
Size	Document Number		Rev
A4	LC55-14A		-1
Date:	Wednesday, March 04, 2020	Sheet 21	of 106

(Blanking)

BOM1

緯創資通		Wistron Corporation	
		21F, 88, Sec.1, Hsin Tai Wu Rd., Hsichih, Taipei Hsien 221, Taiwan, R.O.C.	
Title			
FCH (RSVD)			
Size	Document Number		Rev
A4	LC55-14A		-1
Date:	Wednesday, March 04, 2020	Sheet 22	of 106

(Blanking)

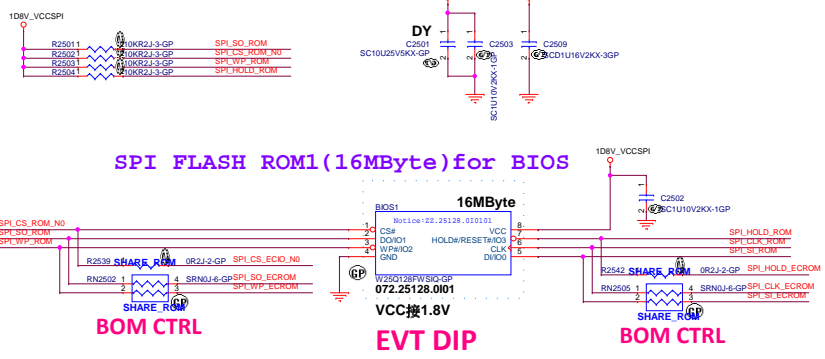
BOM1

緯創資通		Wistron Corporation	
		21F, 88, Sec.1, Hsin Tai Wu Rd., Hsichih, Taipei Hsien 221, Taiwan, R.O.C.	
Title			
FCH (RSVD)			
Size	Document Number		Rev
A4	LC55-14A		-1
Date:	Wednesday, March 04, 2020	Sheet 23	of 106

SSID = Flash.ROM

- 16 SPI_CS_ROM_N0
- 16 SPI_SO_ROM
- 16 SPI_WP_ROM

- 16 SPI_HOLD_ROM
- 16,20 SPI_CLK_ROM
- 16 SPI_SL_ROM



SPI FLASH ROM(16MByte) for BIOS

BOM CTRL

VCC 1.8V

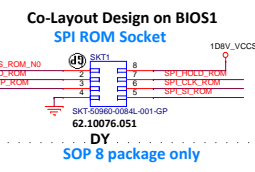
BOM CTRL

TABLE of SPI BIOS1

VENDOR	P/N	Wistron P/N
WINBOND	W25Q128FWSIQ / W25Q128FWSIQT	072.25128.001
MXIC	MX25U12873FM2I-10G	072.25128.0Y01
GD	GD25L8128DSIGR	072.25128.0B0D

(072.25128.0AF1 W25Q128IWSIQ)
MXIC 1.8V No support RPMC

EVT ASM



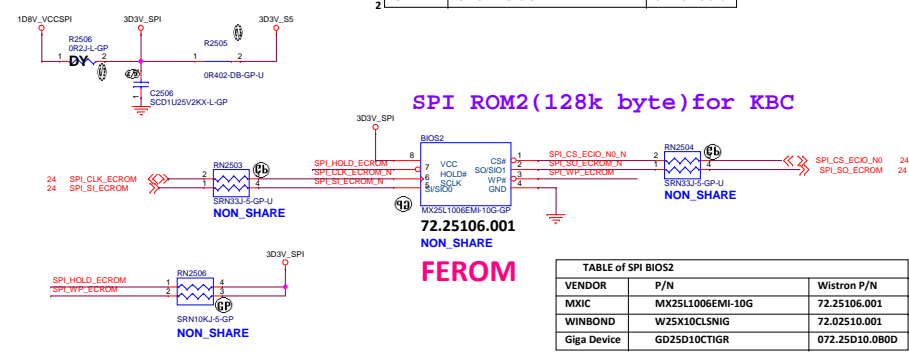
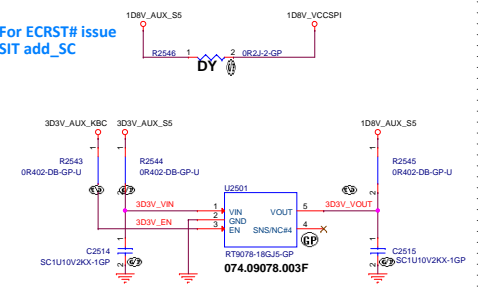
Co-Layout Design on BIOS1
SPI ROM Socket

DY
SOP 8 package only

Co-Layout Design on BIOS2
FEROM Socket

remove BIOS2 socket
BIOS1.BIOS2 size is not same

For ECRST# issue
SIT add_SC



SPI ROM2(128k byte) for KBC

NON_SHARE

NON_SHARE

FEROM

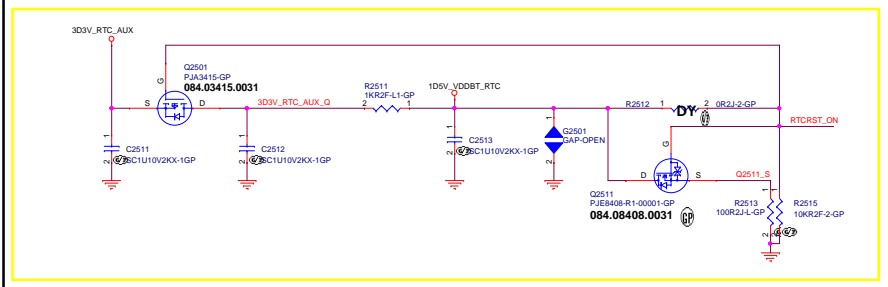
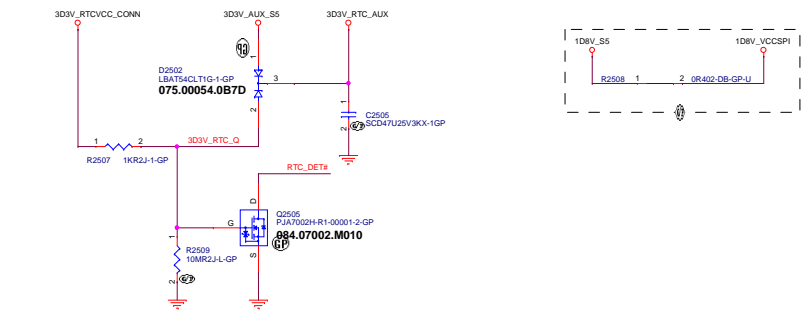
TABLE of SPI BIOS2

VENDOR	P/N	Wistron P/N
MXIC	MX25L1006EMI-10G	72.25106.001
WINBOND	W25X10CLMIG	72.02510.001
Giga Device	GD25D10CTIGR	072.25D10.0B0D

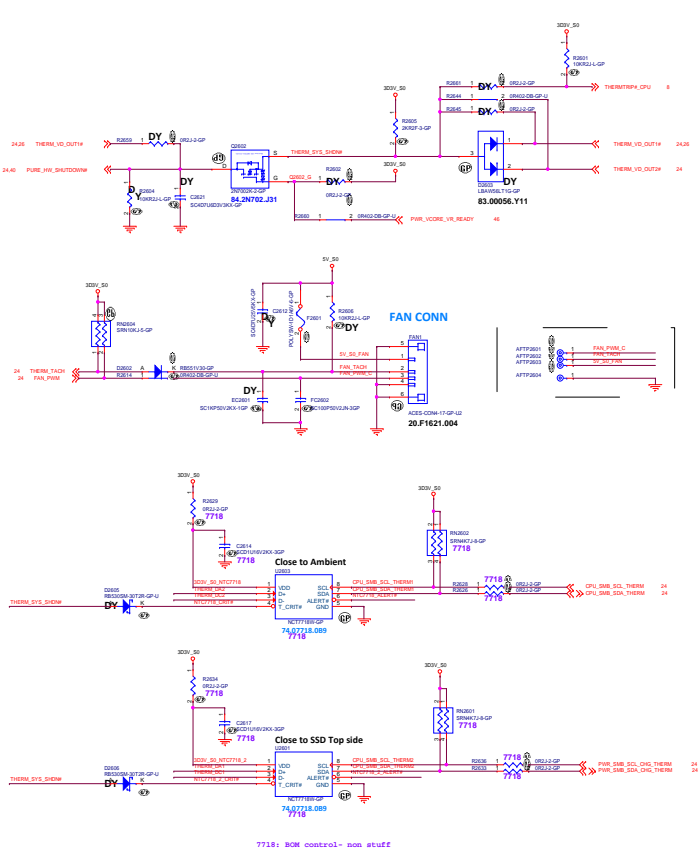
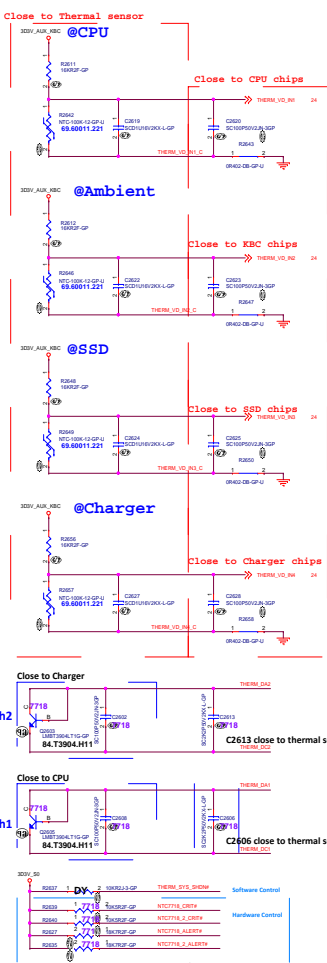
RSVD

SSID = RBAT

- 24 RTDPRST_ON
- 17 RTC_DET#



Main Function = Thermal Sensor



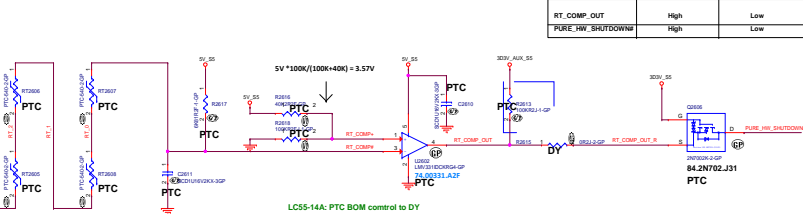
Alerts / CPU Pull-up Resistor v.s. Alert temperature (°C)

NCT77580 Table:

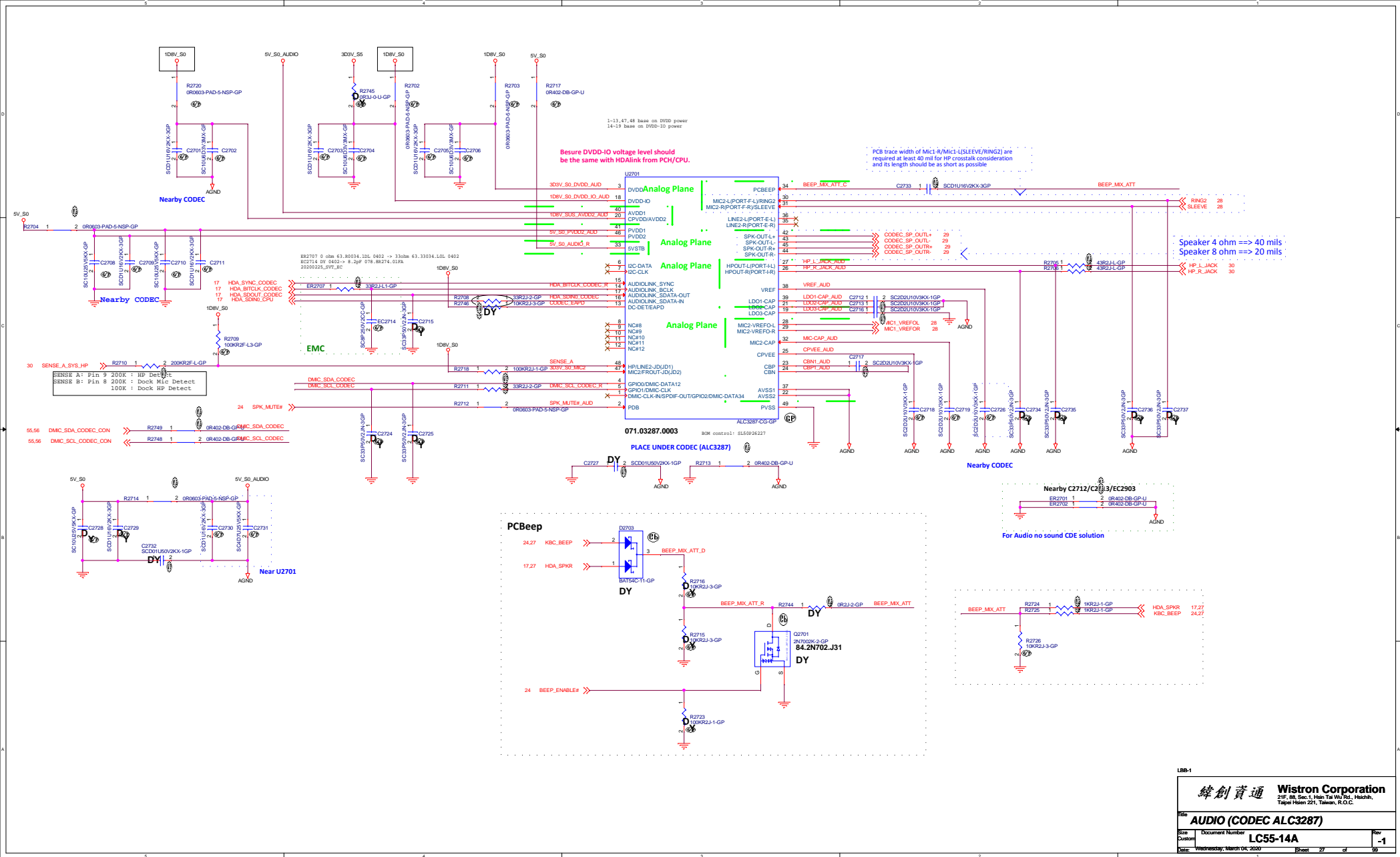
RT122	R2349	2.0K	7.5K	10.5K	14.0K	18.7K
2.0K	77	87	97	107	117	127
7.5K	87	97	107	117	127	137
10.5K	81	91	101	111	121	131
14.0K	81	91	101	111	121	131
18.7K	81	91	101	111	121	131

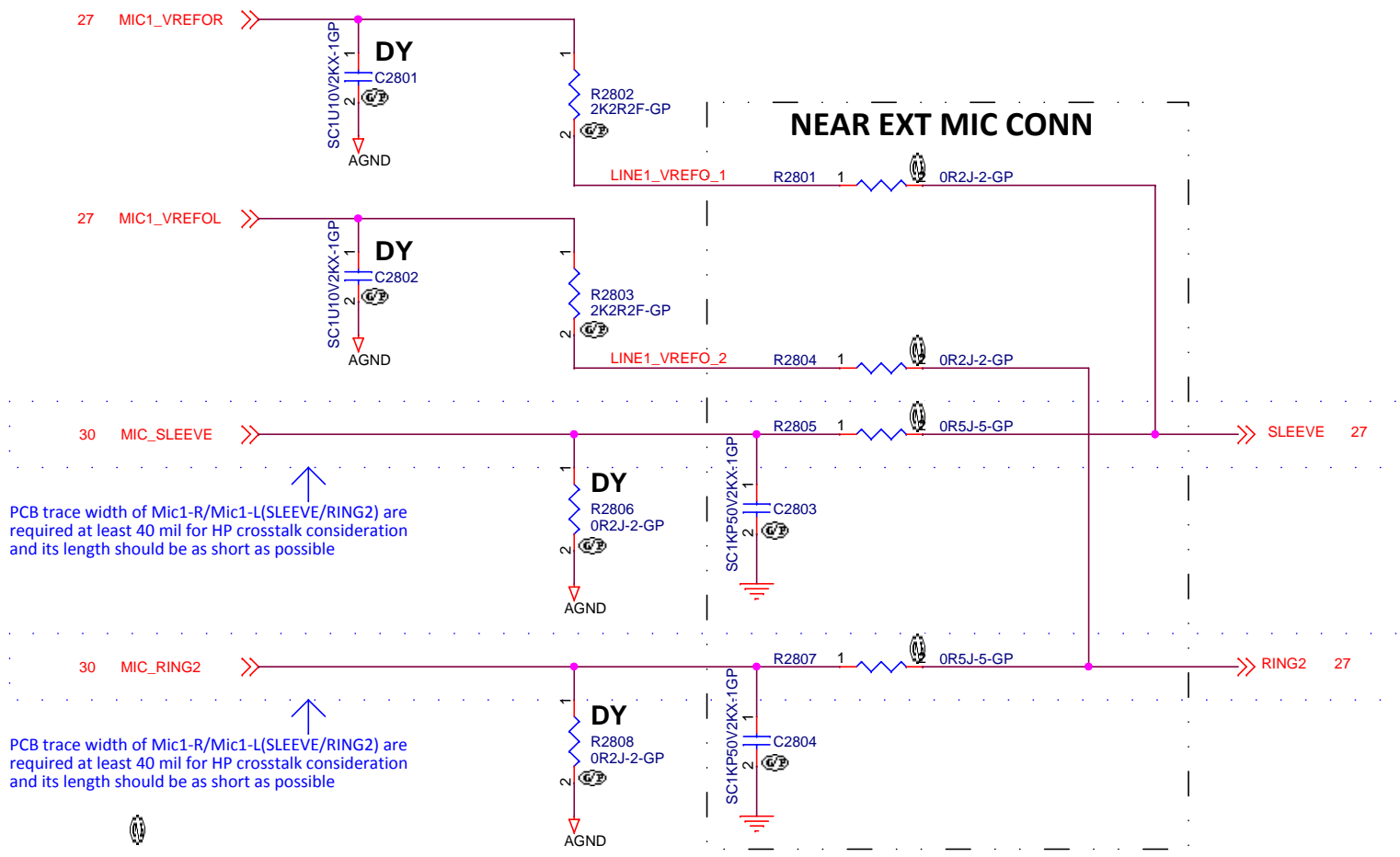
TABLE:

ID	Target	Function
RT2601	P06101	T0DV_S3
RT2602	P06091	TV_VCDST
RT2603	P02011	T0DV_S3AS
RT2604	P04701	TV_CPU_CORE
RT2605	P04500	SV_S5
RT2606	P04500	T0DV_S3
RT2607	P04400	Charger-Boost
RT2608	P04400	Charger-Boost



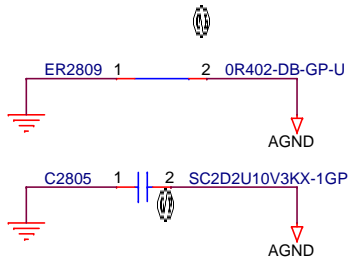
RT_COMP_OUT	High	Low
PURE_PWR_SHUTDOWN	High	Low



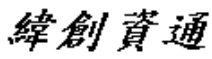


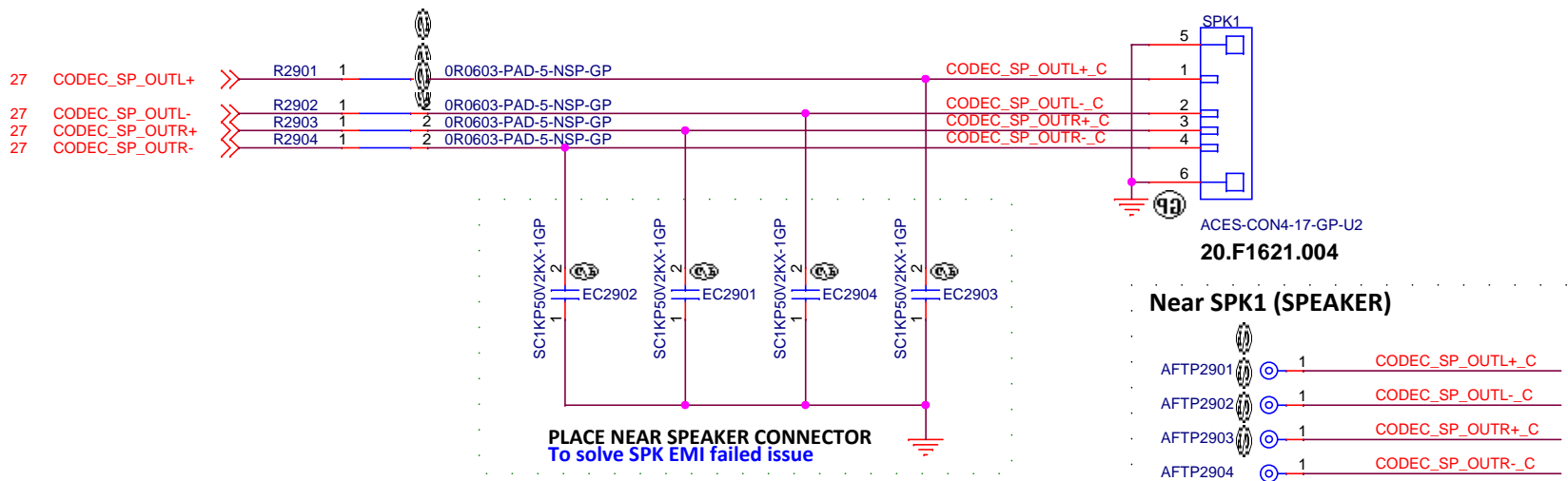
PCB trace width of Mic1-R/Mic1-L(SLEEVE/RING2) are required at least 40 mil for HP crosstalk consideration and its length should be as short as possible

PCB trace width of Mic1-R/Mic1-L(SLEEVE/RING2) are required at least 40 mil for HP crosstalk consideration and its length should be as short as possible

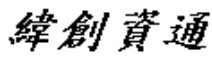


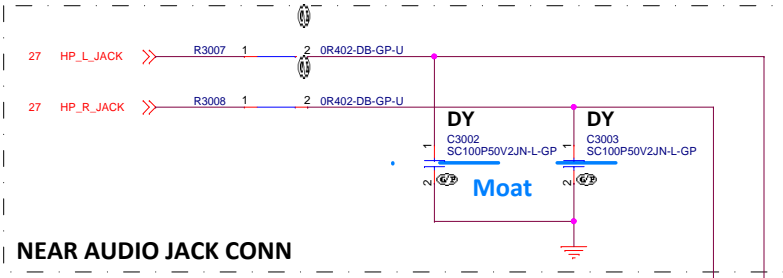
LBB-1

 Wistron Corporation 21F, 88, Sec.1, Hsin Tai Wu Rd., Hsichih, Taipei Hsien 221, Taiwan, R.O.C.	
Title AUDIO (MIC I/F)	
Size A4	Document Number LC55-14A
Date: Wednesday, March 04, 2020	
Sheet 28 of 99	Rev -1

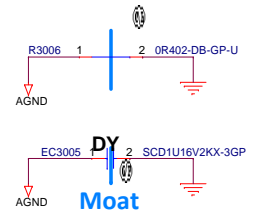


LBB-1

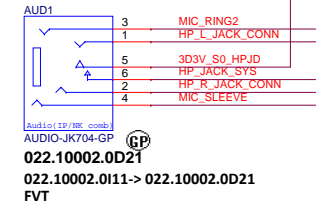
 Wistron Corporation 21F, 88, Sec.1, Hsin Tai Wu Rd., Hsichih, Taipei Hsien 221, Taiwan, R.O.C.	
Title AUDIO (SPEAKER)	
Size A4	Document Number LC55-14A
Date: Wednesday, March 04, 2020	Sheet 29 of 99 Rev -1



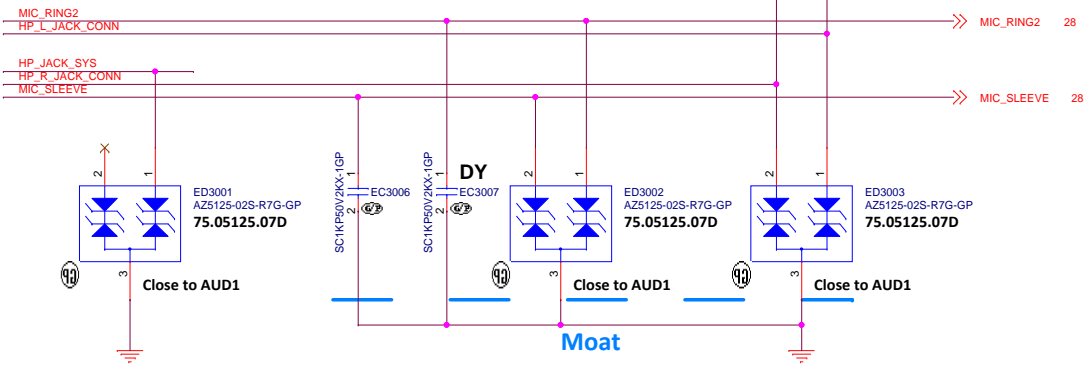
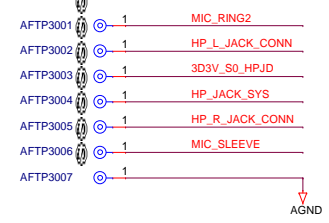
HGNDA/HGNDB trace width >70mil, changed to sharp will be better.



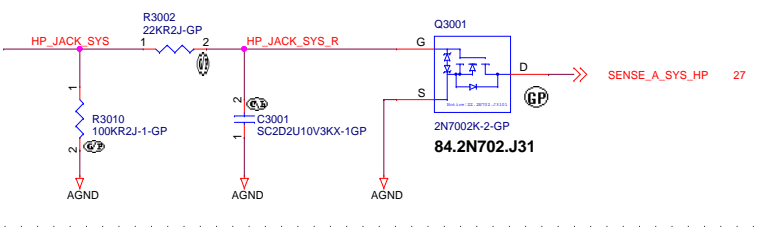
Combo Jack



Near AUD1 (AUDIO)



AUDIO JACK SENSE



LBB-1

緯創資通 Wistron Corporation	
21F, 88, Sec. 1, Hsin Tai Wu Rd., Hsichih, Taipei Hsien 221, Taiwan, R.O.C.	
Title AUDIO (AUDIO JACK)	
Size A3	Document Number LC55-14A
Date: Wednesday, March 04, 2020	Rev -1
Sheet 30	of 99

(Blanking)

BOM1

緯創資通		Wistron Corporation	
		21F, 88, Sec.1, Hsin Tai Wu Rd., Hsichih, Taipei Hsien 221, Taiwan, R.O.C.	
Title			
LAN (RSVD)			
Size	Document Number		Rev
A4	LC55-14A		-1
Date:	Wednesday, March 04, 2020	Sheet 31	of 106

(Blanking)

BOM1

緯創資通		Wistron Corporation	
		21F, 88, Sec.1, Hsin Tai Wu Rd., Hsichih, Taipei Hsien 221, Taiwan, R.O.C.	
Title			
LAN (RSVD) (RJ45+Transfor)			
Size	Document Number		Rev
A4	LC55-14A		-1
Date:	Wednesday, March 04, 2020	Sheet 32	of 106

(Blanking)

LBB-1

緯創資通		Wistron Corporation	
		21F, 88, Sec.1, Hsin Tai Wu Rd., Hsichih, Taipei Hsien 221, Taiwan, R.O.C.	
Title			
CARD READER (RSVD)(SDIO/CONN)			
Size	Document Number		Rev
A4	LC55-14A		-1
Date:	Wednesday, March 04, 2020	Sheet 33	of 106

(Blanking)

BOM1

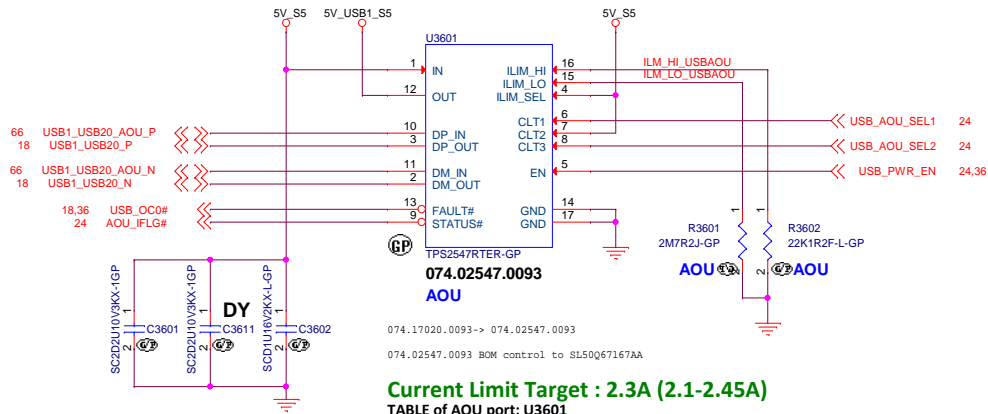
緯創資通		Wistron Corporation	
		21F, 88, Sec.1, Hsin Tai Wu Rd., Hsichih, Taipei Hsien 221, Taiwan, R.O.C.	
Title			
USB (RSVD) (USB2.0 CONN)			
Size	Document Number		Rev
A4	LC55-14A		-1
Date:	Wednesday, March 04, 2020	Sheet 34	of 106

(Blanking)

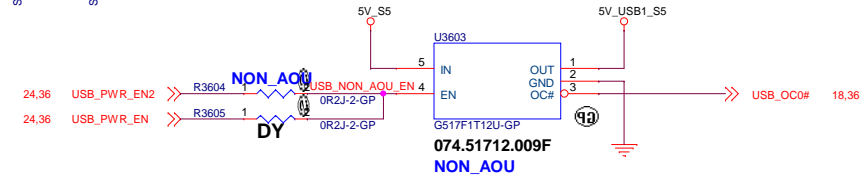
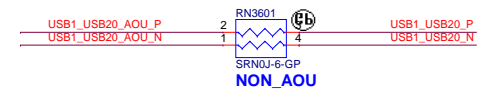
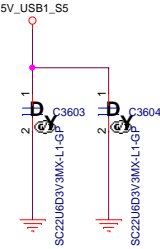
BOM1

緯創資通		Wistron Corporation	
		21F, 88, Sec.1, Hsin Tai Wu Rd., Hsichih, Taipei Hsien 221, Taiwan, R.O.C.	
Title			
USB (RSVD)(USB3.0 Conn)			
Size	Document Number		Rev
A4	LC55-14A		-1
Date:	Wednesday, March 04, 2020	Sheet 35	of 106

For USB3.0 System Port1 (For AOU)



Layout Note: Close 5V_USB1_S5



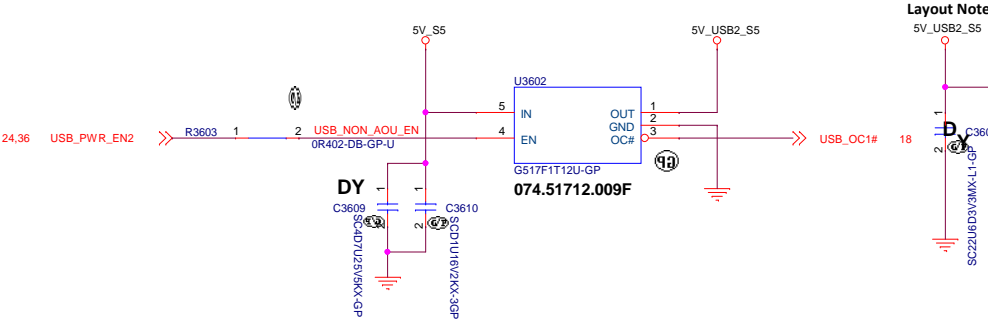
Current Limit Target : 2.3A (2.1-2.45A)

TABLE of AOU port: U3601

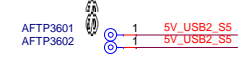
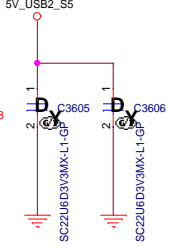
	Vendor	Vendor P/N	Wistron P/N
1st	TI	SN1702001RTER	SL50Q67167AA
2nd	TI	TPS2547RTER	074.02547.0093

SN1702001RTER is not equivalent device of TPS2546RTER

For USB3.0 System Port2



Layout Note: Close 5V_USB2_S5



BOM1

Wistron Corporation 21F, 88, Sec. 1, Hsin Tai Wu Rd., Hsichih, Taipei Hsien 221, Taiwan, R.O.C.	
USB(USB Charger)	
Size A3	Document Number LC55-14A
Date: Wednesday, March 04, 2020	Sheet 36 of 106

(Blanking)

BOM1

緯創資通		Wistron Corporation	
		21F, 88, Sec.1, Hsin Tai Wu Rd., Hsichih, Taipei Hsien 221, Taiwan, R.O.C.	
Title			
USB (RSVD)(PCIE to USB3.0)			
Size	Document Number		Rev
A4	LC55-14A		-1
Date:	Wednesday, March 04, 2020	Sheet 37	of 106

(Blanking)

BOM1

緯創資通		Wistron Corporation	
		21F, 88, Sec.1, Hsin Tai Wu Rd., Hsichih, Taipei Hsien 221, Taiwan, R.O.C.	
Title			
USB (RSVD)(USB Redriver/Hub)			
Size	Document Number		Rev
A4	LC55-14A		-1
Date:	Wednesday, March 04, 2020	Sheet 38	of 106

(Blanking)

BOM1

緯創資通		Wistron Corporation	
		21F, 88, Sec.1, Hsin Tai Wu Rd., Hsichih, Taipei Hsien 221, Taiwan, R.O.C.	
Title			
Sequence (RSVD)			
Size	Document Number		Rev
A4	LC55-14A		-1
Date:	Wednesday, March 04, 2020	Sheet 39	of 106

Power Sequence

17.24,51,52 PM_SLP_S3# >>

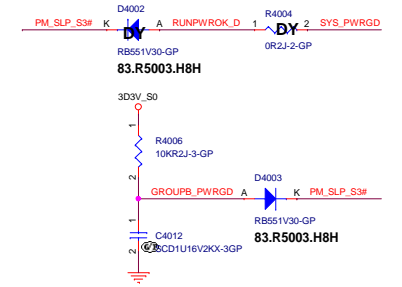
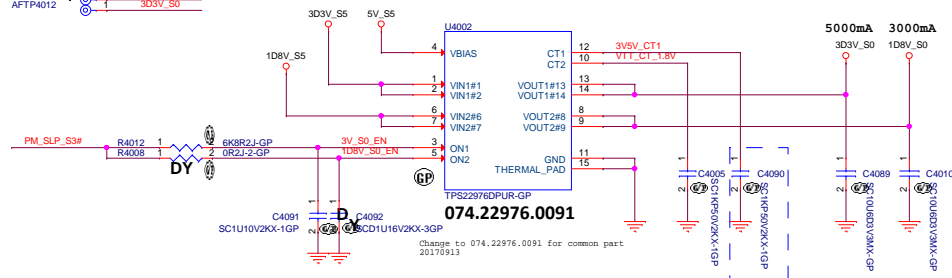
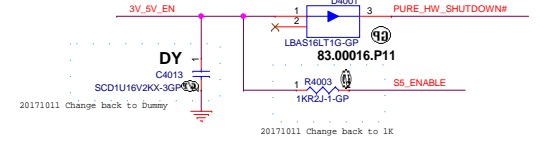
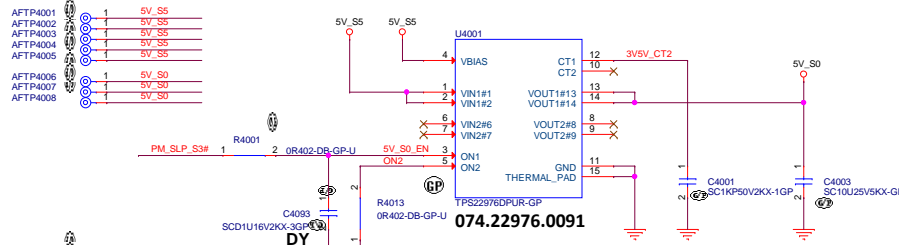
45 3V_SV_EN <<

24.26 PURE_HW_SHUTDOWN# >>

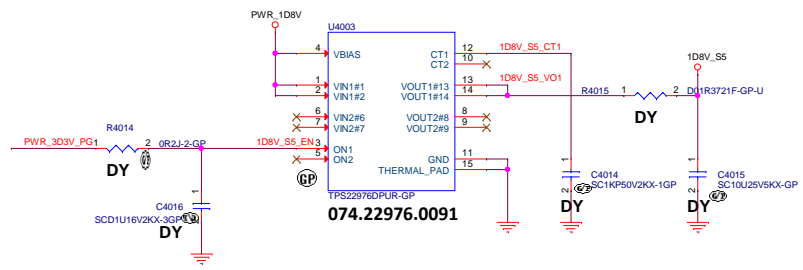
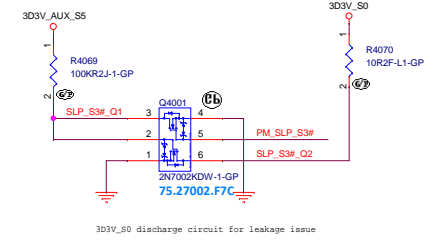
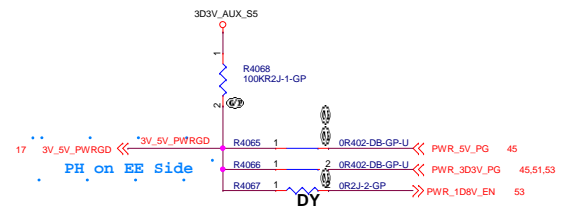
24.45,52,53 SS_ENABLE >>

17.24 SYS_PWRGD >>

46.52 PWR_VDDPRUN_PG >>



Delay for S0_PWRGD to VCORE_EN



BOM1	
緯創資通 Wistron Corporation	
21F, 88, Sec.1, Han Tai Wu Rd., Hsichih, Taipei Hsien 221, Taiwan, R.O.C.	
Title	Sequence (Power Plane Enable)
Size	Document Number
Custom	LC55-14A
Date	Wednesday, March 04, 2020
Sheet	40 of 105
Rev	-1

(Blanking)

BOM1

緯創資通		Wistron Corporation	
		21F, 88, Sec.1, Hsin Tai Wu Rd., Hsichih, Taipei Hsien 221, Taiwan, R.O.C.	
Title			
Sequence (RSVD) (DS3/S0ix)			
Size	Document Number		Rev
A4	LC55-14A		-1
Date:	Wednesday, March 04, 2020	Sheet 41	of 106

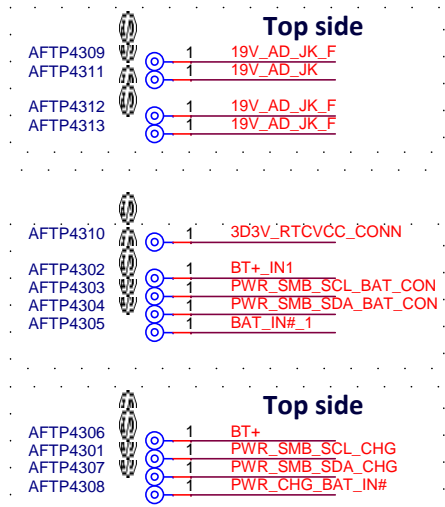
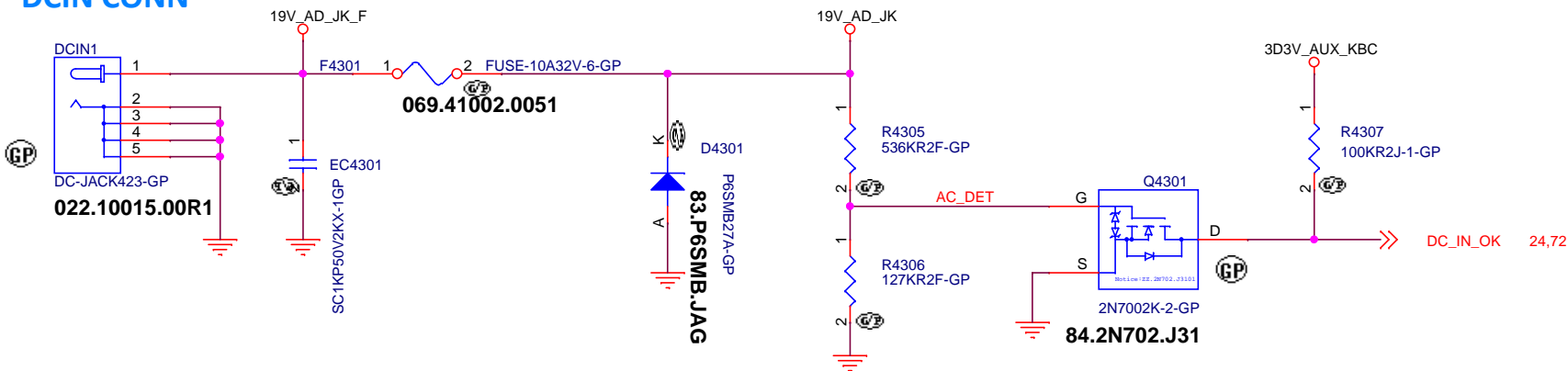
(Blanking)

BOM1

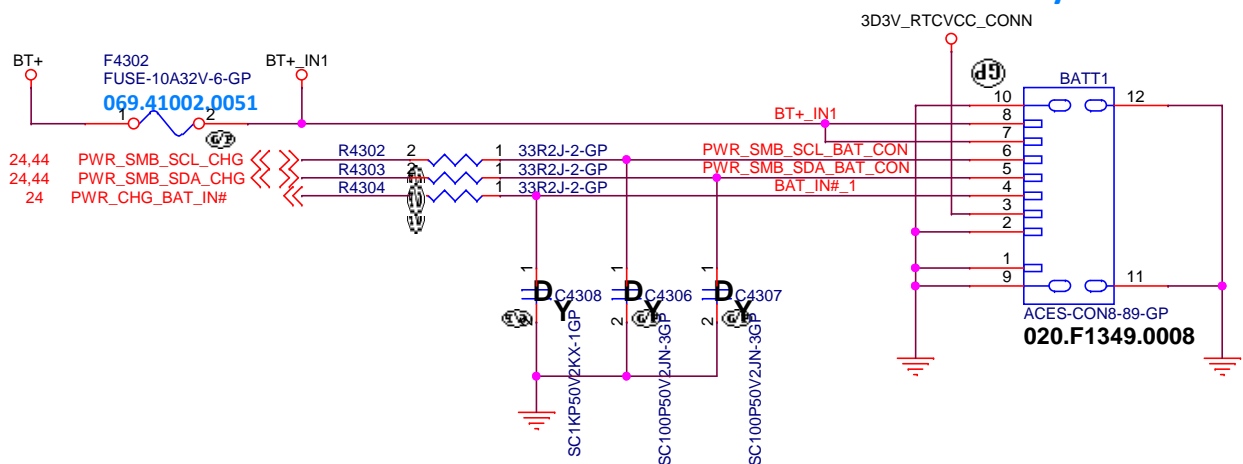
緯創資通		Wistron Corporation	
		21F, 88, Sec.1, Hsin Tai Wu Rd., Hsichih, Taipei Hsien 221, Taiwan, R.O.C.	
Title			
INT IO (RSVD)(TYPEC DC-DC)			
Size	Document Number		Rev
A4	LC55-14A		-1
Date:	Wednesday, March 04, 2020	Sheet 42	of 106

Total MLCC capacitance at DCIN connector is smaller than 1000pf to avoid LC resonance

DCIN CONN



Main Battery Connector



LC40

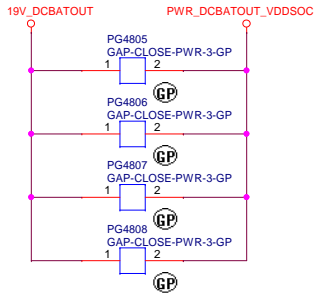
緯創資通 **Wistron Corporation**
 21F, 88, Sec.1, Hsin Tai Wu Rd., Hsichih, Taipei Hsien 221, Taiwan, R.O.C.

Title: **INT IO (DCIN/BATT CONN)**

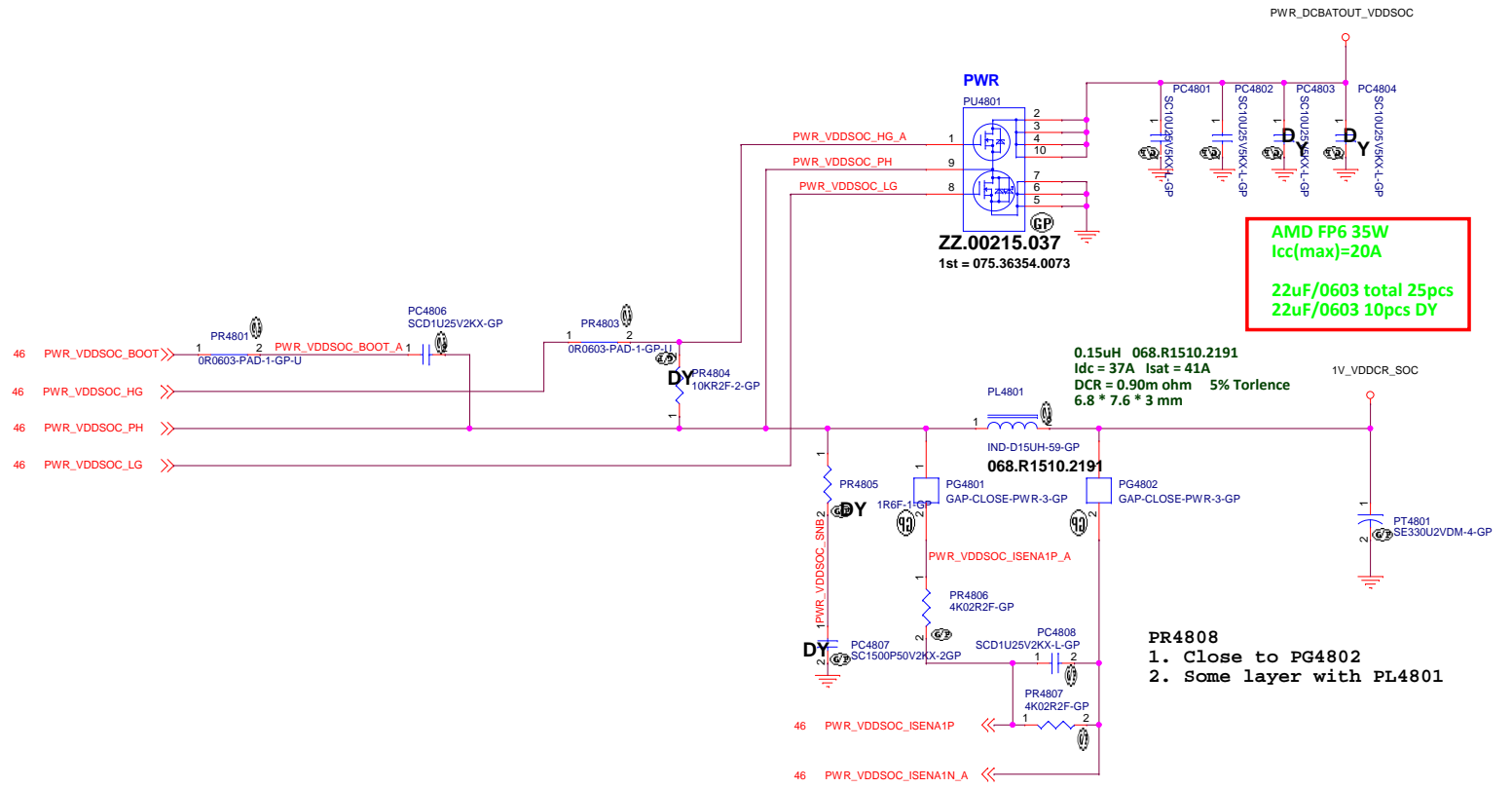
Size A4 Document Number **LC55-14A** Rev **-1**

Date: Wednesday, March 04, 2020 Sheet 43 of 106

OFFPAGE_GAP



VDDSOC_Phase1



STD

Wistron Corporation 21F, 88, Sec. 1, Hsin Tai Wu Rd., Hsichih, Taipei Hsien 221, Taiwan, R.O.C.		
Title		
POWER_RT3663BC_CPUCORE(3/3)		
Size	Document Number	Rev
A3	LC55-14A	-1
Date: Wednesday, March 04, 2020		
Sheet		of
48		106

(Blanking)

BOM1

緯創資通		Wistron Corporation	
		21F, 88, Sec.1, Hsin Tai Wu Rd., Hsichih, Taipei Hsien 221, Taiwan, R.O.C.	
Title			
Power (RSVD)			
Size	Document Number		Rev
A4	LC55-14A		-1
Date:	Wednesday, March 04, 2020	Sheet 49	of 106

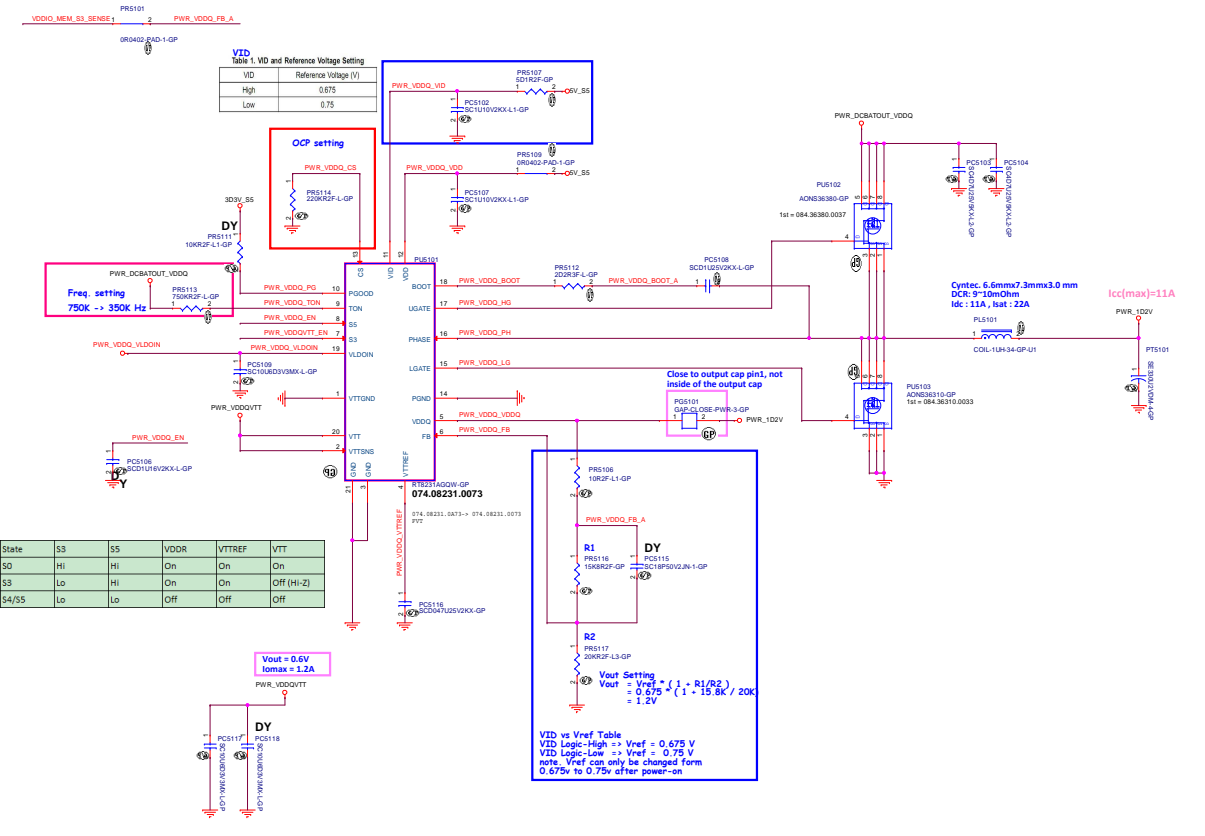
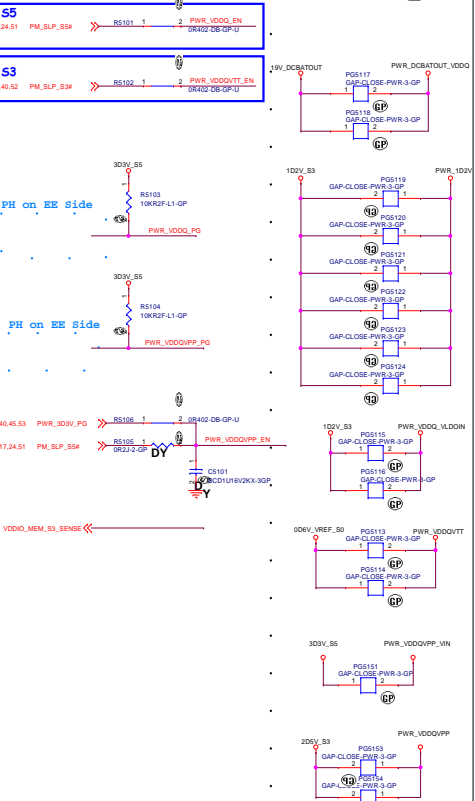
(Blanking)

BOM1

緯創資通		Wistron Corporation	
		21F, 88, Sec.1, Hsin Tai Wu Rd., Hsichih, Taipei Hsien 221, Taiwan, R.O.C.	
Title			
Power (RSVD)			
Size	Document Number		Rev
A4	LC55-14A		-1
Date:	Wednesday, March 04, 2020	Sheet 50	of 106

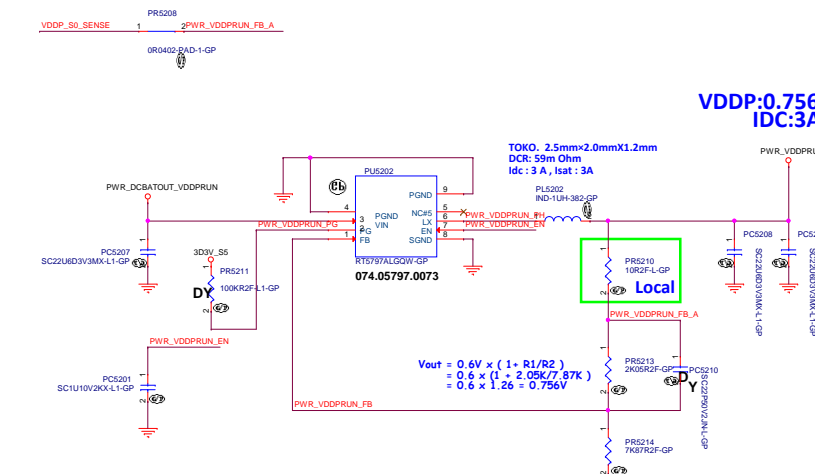
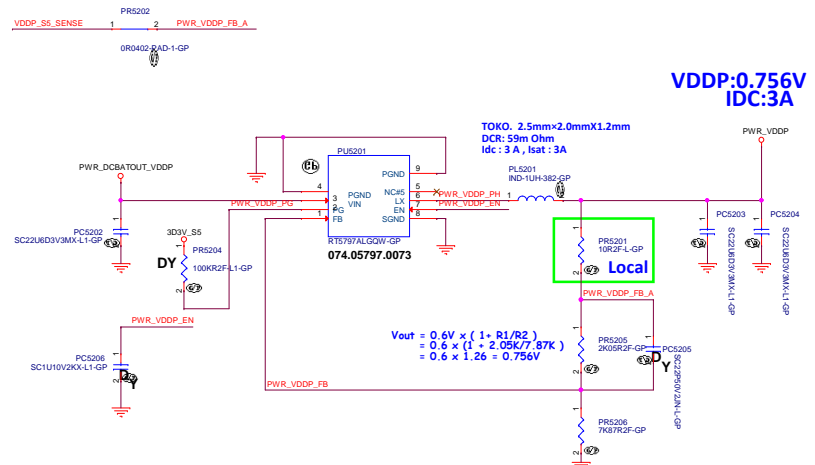
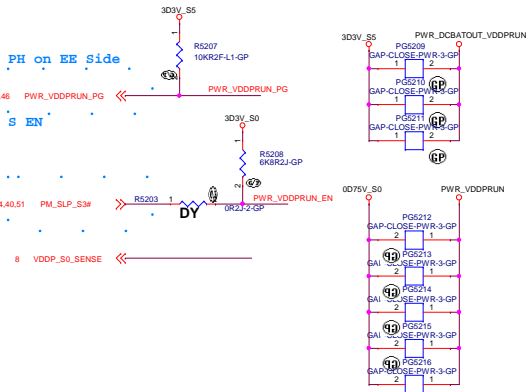
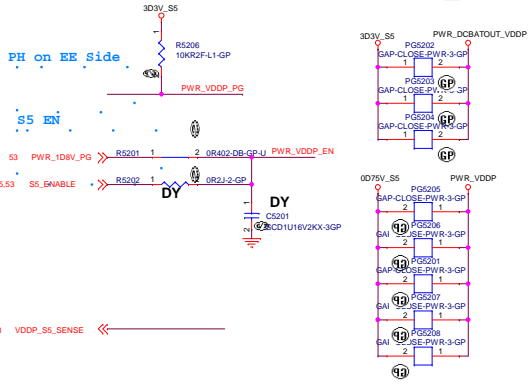
OFFPAGE

OFFPAGE_GAP



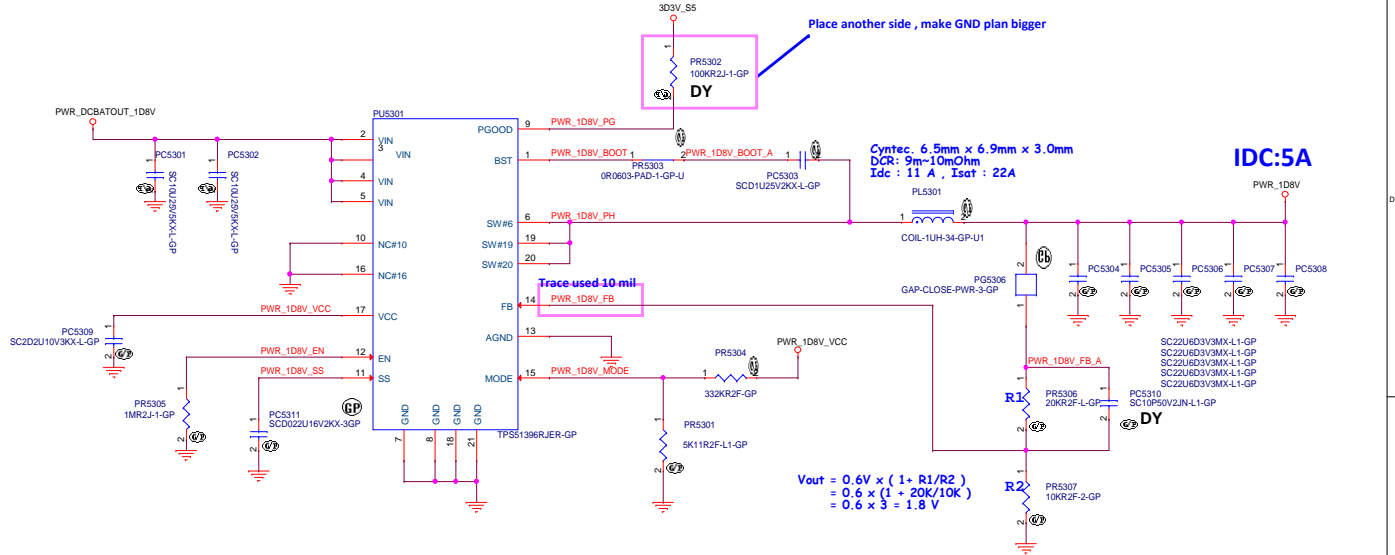
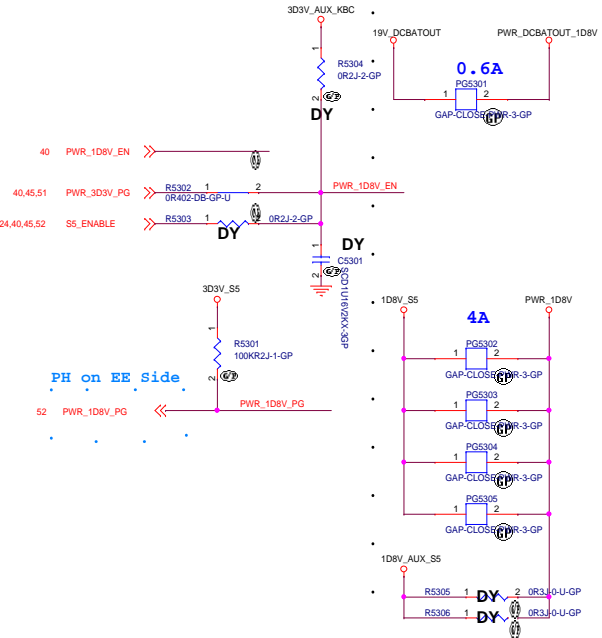
OFFPAGE

OFFPAGE_GAP



OFFPAGE-Signal

OFFPAGE-GAP



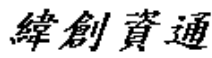
$$V_{out} = 0.6V \times \left(1 + \frac{R1}{R2}\right)$$

$$= 0.6V \times \left(1 + \frac{20K}{10K}\right)$$

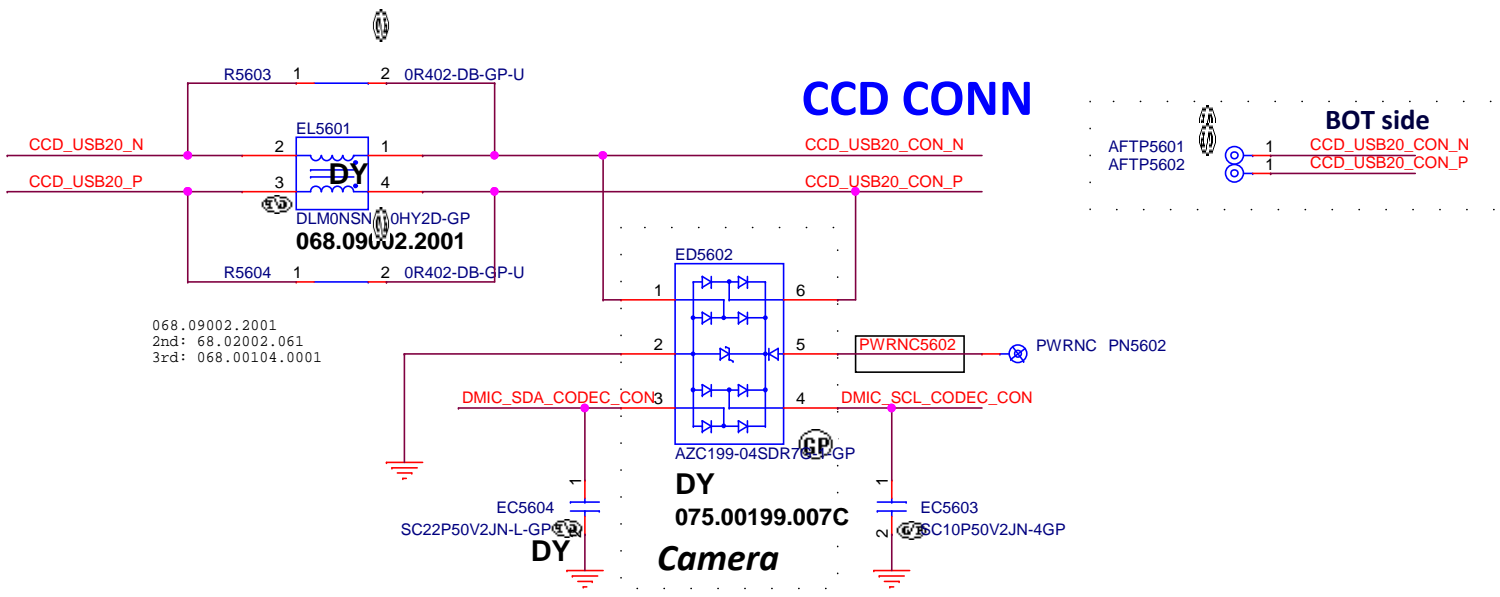
$$= 0.6V \times 3 = 1.8V$$

(Blanking)

BOM1

		Wistron Corporation 21F, 88, Sec.1, Hsin Tai Wu Rd., Hsichih, Taipei Hsien 221, Taiwan, R.O.C.	
Title			
Power (RSVD)			
Size A4	Document Number LC55-14A		Rev -1
Date: Wednesday, March 04, 2020	Sheet 54	of	106

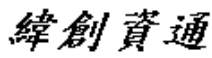
18	CCD_USB20_P	↔	---
18	CCD_USB20_N	↔	---
55	CCD_USB20_CON_N	↔	---
55	CCD_USB20_CON_P	↔	---
27,55	DMIC_SCL_CODEC_CON	↔	---
27,55	DMIC_SDA_CODEC_CON	↔	---



068.09002.2001
 2nd: 68.02002.061
 3rd: 068.00104.0001

EC5603 22P DY-> 10P ASM for EMI fail_SC 20191203

BOM1

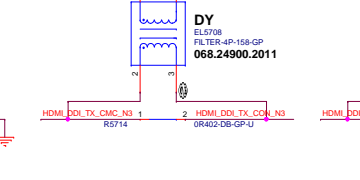
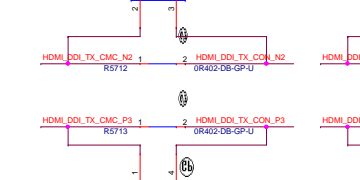
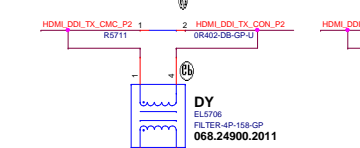
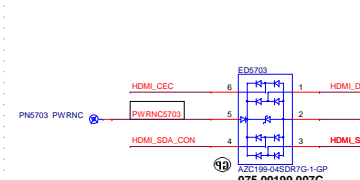
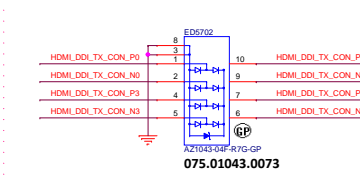
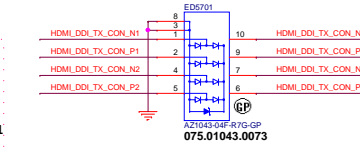
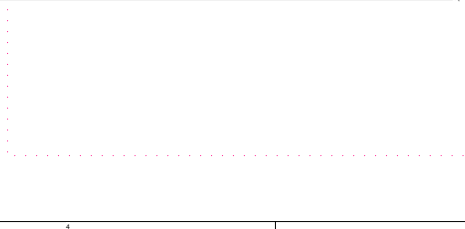
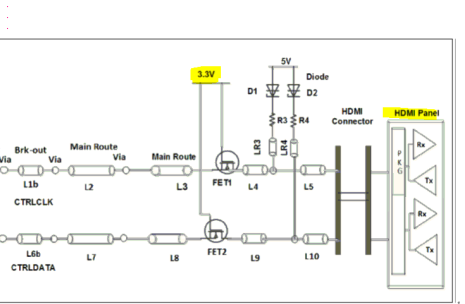
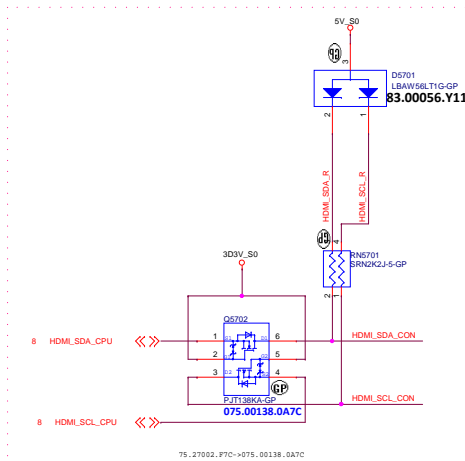
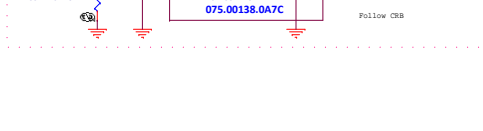
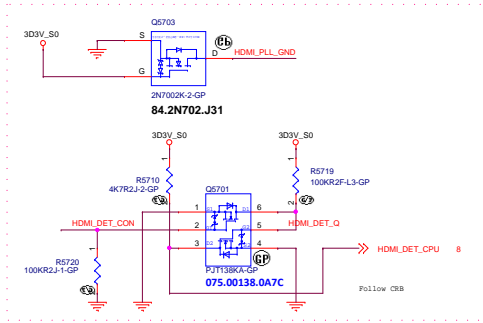

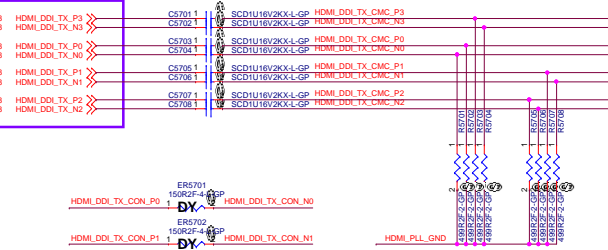
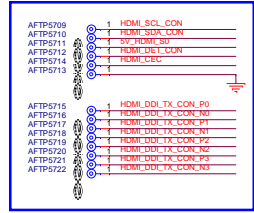
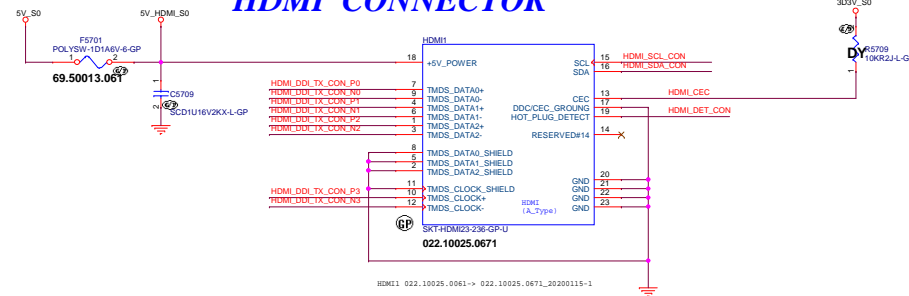
 Wistron Corporation 21F, 88, Sec.1, Hsin Tai Wu Rd., Hsichih, Taipei Hsien 221, Taiwan, R.O.C.	
Title Display (CRT/IR Camera)	
Size A4	Document Number LC55-14A
Date: Wednesday, March 04, 2020	Rev -1

HDMI Passive Level Shifter

Close to HDMI Connector

HDMI CONNECTOR

Test point



(Blanking)

BOM1

緯創資通		Wistron Corporation	
		21F, 88, Sec.1, Hsin Tai Wu Rd., Hsichih, Taipei Hsien 221, Taiwan, R.O.C.	
Title			
Display (RSVD) DP / DVI			
Size	Document Number		Rev
A4	LC55-14A		-1
Date:	Wednesday, March 04, 2020	Sheet 58	of 106

(Blanking)

BOM1

緯創資通		Wistron Corporation	
		21F, 88, Sec.1, Hsin Tai Wu Rd., Hsichih, Taipei Hsien 221, Taiwan, R.O.C.	
Title			
Display (RSVD)			
Size A4	Document Number LC55-14A		Rev -1
Date: Wednesday, March 04, 2020	Sheet 59	of	106

(Blanking)

BOM1

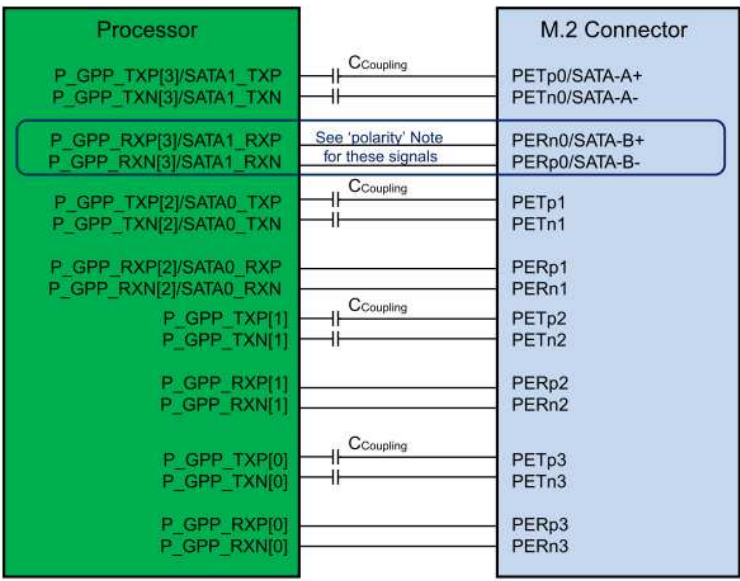
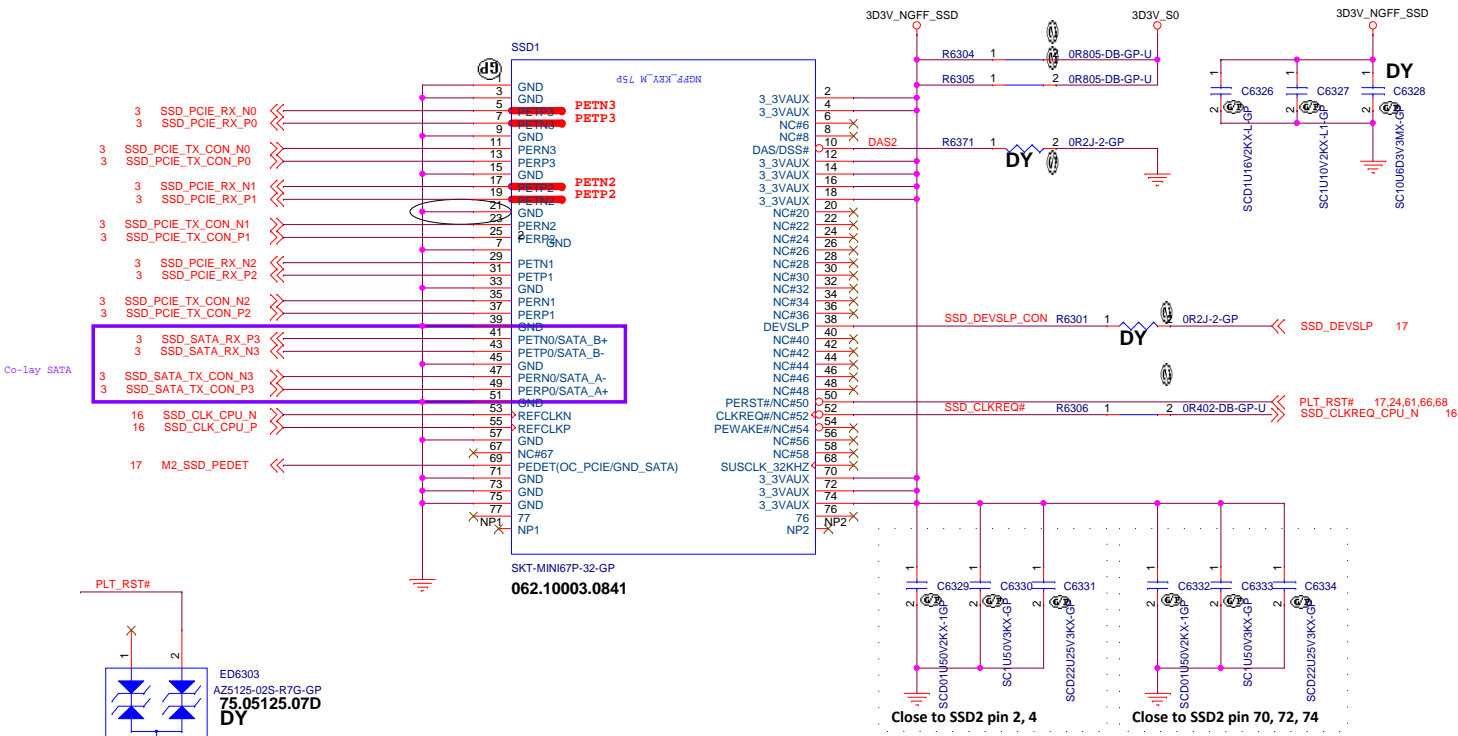
緯創資通		Wistron Corporation	
		21F, 88, Sec.1, Hsin Tai Wu Rd., Hsichih, Taipei Hsien 221, Taiwan, R.O.C.	
Title INT IO (RSVD)(HDD/ODD)			
Size A4	Document Number LC55-14A		Rev -1
Date: Wednesday, March 04, 2020	Sheet 60	of	106

(Blanking)

BOM1

緯創資通		Wistron Corporation	
		21F, 88, Sec.1, Hsin Tai Wu Rd., Hsichih, Taipei Hsien 221, Taiwan, R.O.C.	
Title INT IO (RSVD)(WWAN)			
Size A4	Document Number LC55-14A		Rev -1
Date: Wednesday, March 04, 2020	Sheet 62	of	106

Main Func = SSD TYPE-M NGFF CARD FOR PCIE SSD/Optane



BOM1

緯創資通 Wistron Corporation
 21F, 88, Sec. 1, Hsin Tai Wu Rd., Hsichih,
 Taipei Hsien 221, Taiwan, R.O.C.

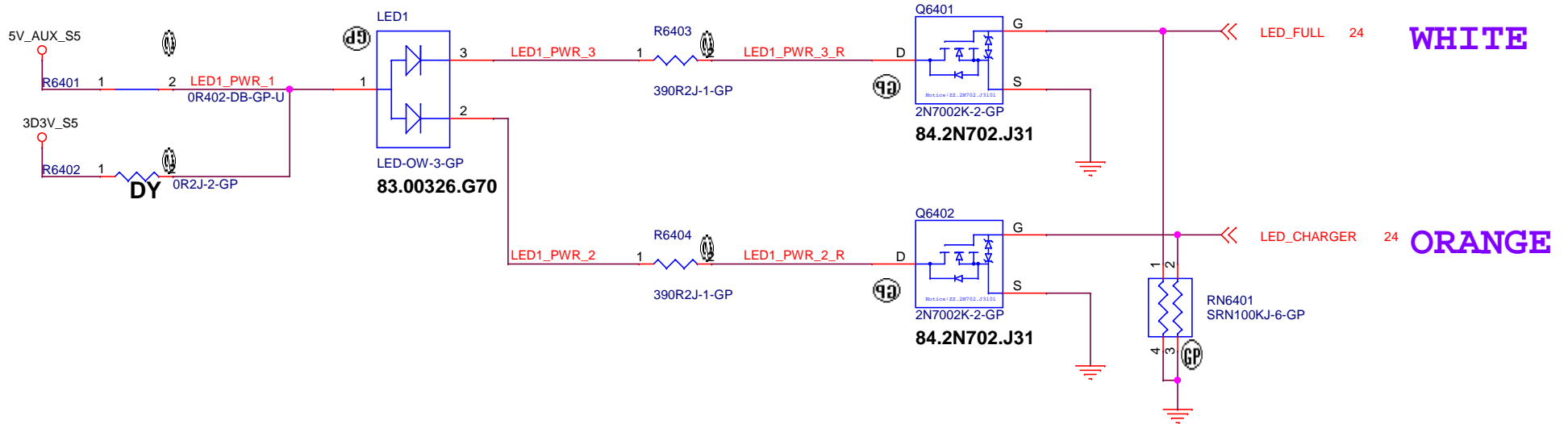
Title **INT IO (SSD M.2/ eMMC)**

Size A3 Document Number **LC55-14A** Rev -1

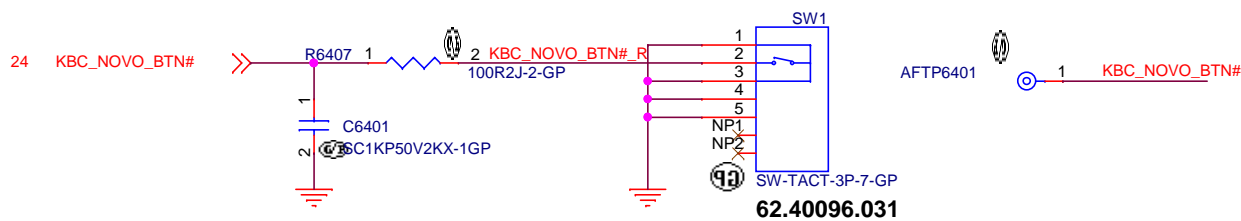
Date: Wednesday, March 04, 2020 Sheet 63 of 106

LED

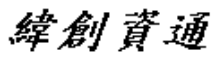
DC-IN



NOVO BUTTON

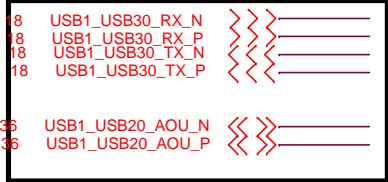


BOM1


 Wistron Corporation 21F, 88, Sec.1, Hsin Tai Wu Rd., Hsichih, Taipei Hsien 221, Taiwan, R.O.C.	
Title LED / Button / Power Button	
Size A4	Document Number LC55-14A
Rev -1	

Date: Wednesday, March 04, 2020 Sheet 64 of 106

USB3.0 Port1



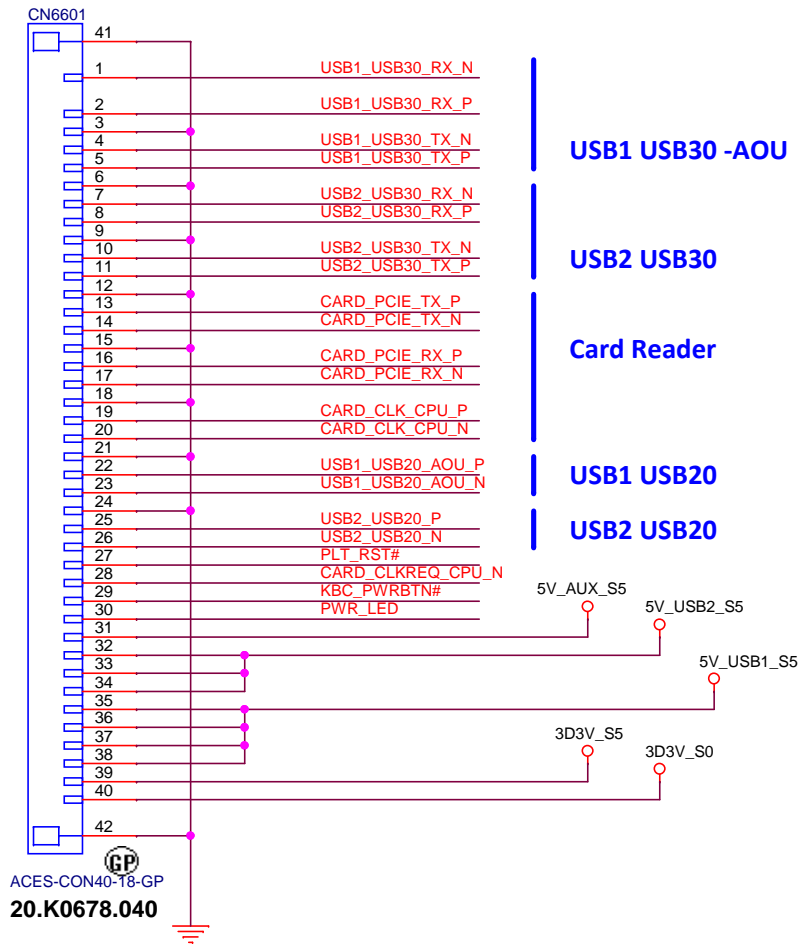
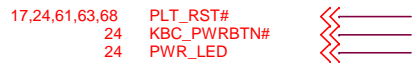
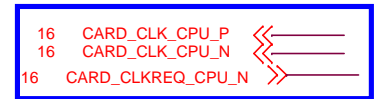
USB3.0 Port2



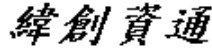
CARD



CARD



LC40

 Wistron Corporation 21F, 88, Sec.1, Hsin Tai Wu Rd., Hsichih, Taipei Hsien 221, Taiwan, R.O.C.		
Title IO BOARD CONN		
Size A4	Document Number LC55-14A	Rev -1
Date: Wednesday, March 04, 2020		Sheet 66 of 106

(Blanking)

LC40

緯創資通

Wistron Corporation
21F, 88, Sec.1, Hsin Tai Wu Rd., Hsichih,
Taipei Hsien 221, Taiwan, R.O.C.

Title **SENSOR (RSVD)(HALL-SENSOR)**

Size
A4

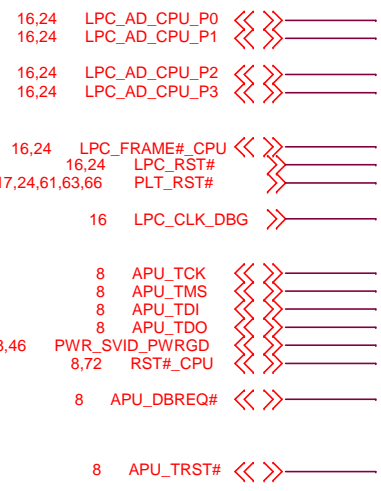
Document Number
LC55-14A

Rev
-1

Date: Wednesday, March 04, 2020

Sheet 67 of 106

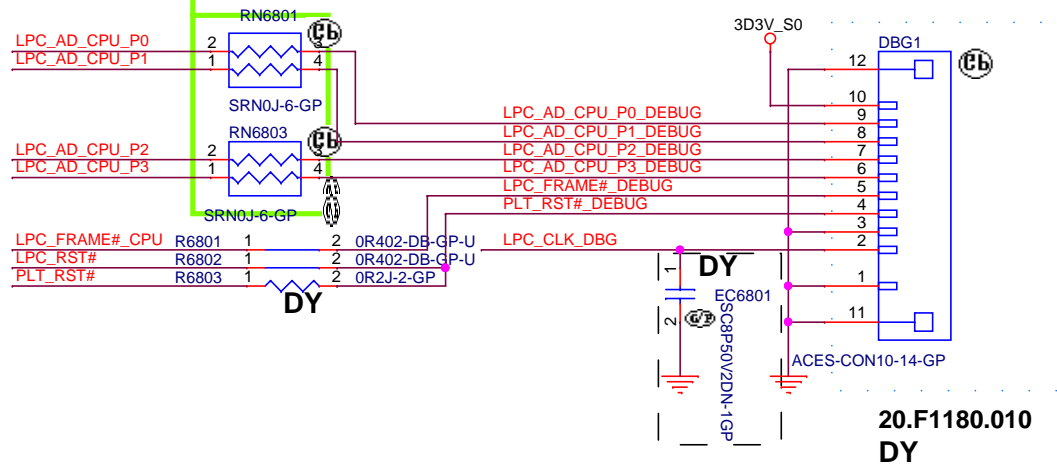
SSID = DEBUG PORT



Layout Note:

Place near trace separated point.

Debug Connector

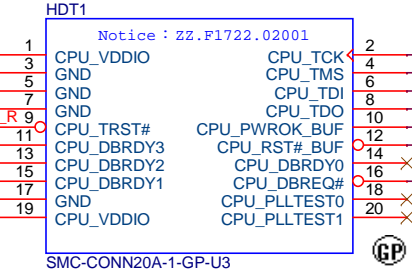


20.F1180.010
DY

DBG1: EVT stage 要上

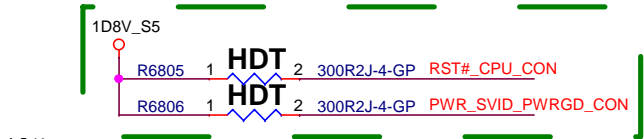
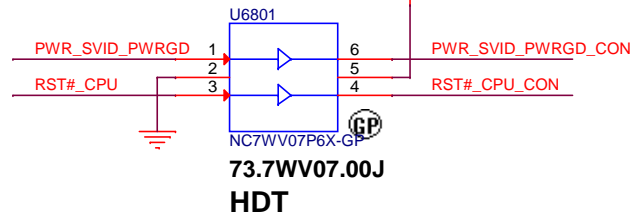
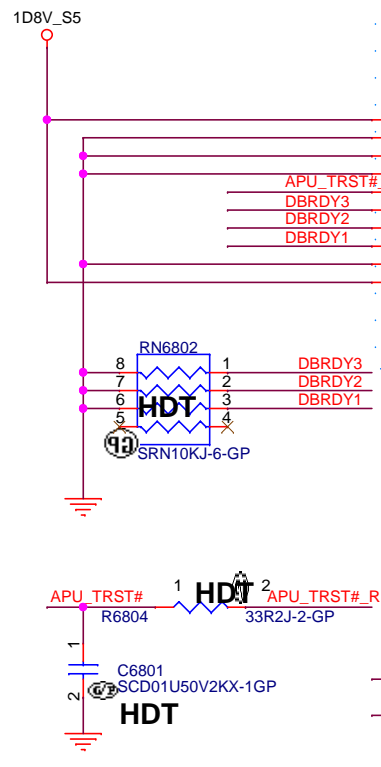
- 20.D0075.110: Dummy Pad with solder mask is ZZ.00PAD.Y41
- DB1 Optional: New one smaller LPC connector is 20.F1180.010.
- 20.F1180.010: Dummy Pad with solder mask is ZZ.00PAD.GV1

HDT+ Connectors



20.F1722.020 HDT

20.F1722.020: Dummy Pad with solder mask is ZZ.F1722.02001



LC40

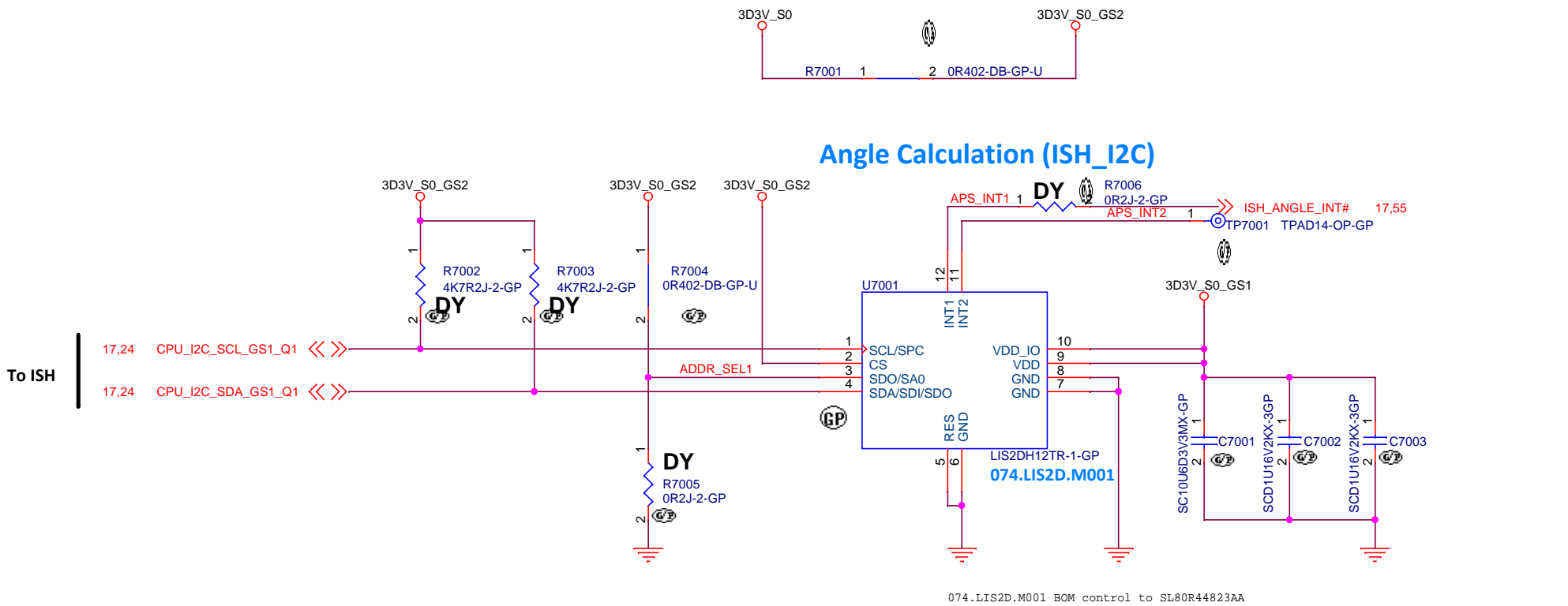
Wistron Corporation 21F, 88, Sec.1, Hsin Tai Wu Rd., Hsichih, Taipei Hsien 221, Taiwan, R.O.C.	
Title: Debug (LPC/HDT)	
Size: A4	Document Number: LC55-14A
Date: Wednesday, March 04, 2020	Rev: -1

(Blanking)

BOM1

緯創資通		Wistron Corporation	
		21F, 88, Sec.1, Hsin Tai Wu Rd., Hsichih, Taipei Hsien 221, Taiwan, R.O.C.	
Title			
Sensor (RSVD) (GYROSCOPE/PRESSURE)			
Size	Document Number		Rev
A4	LC55-14A		-1
Date:	Wednesday, March 04, 2020	Sheet 69	of 106

Angle Calculation (ISH_I2C)



074.LIS2D.M001 BOM control to SL80R44823AA

TABLE

CS	Mode Selection
H	I2C Mode
L	SPI Mode

← Logic

TABLE for Angle Detection (U7001): Tri-axis Digital Accelerometer

P/N	ADDR_SEL1	Address
LIS2DH12TR	H	32h(W) & 33h(R)
	L	30h(W) & 31h(R)

← Logic

TABLE of G-Sensor (U7001)

Vendor	P/N	Wistron P/N
ST	LIS2DH12TR	074.LIS2D.M001

BOM1

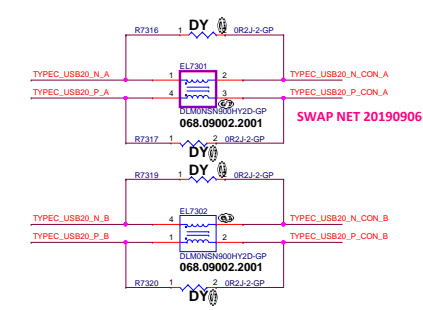
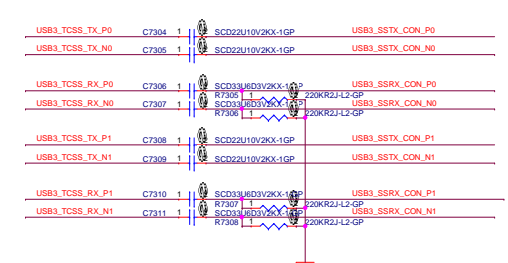
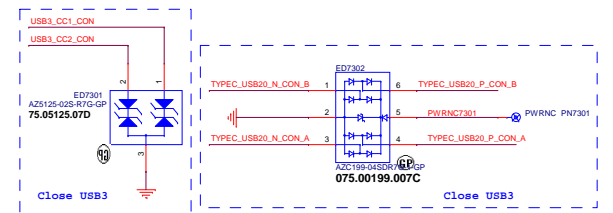
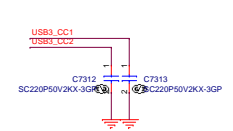
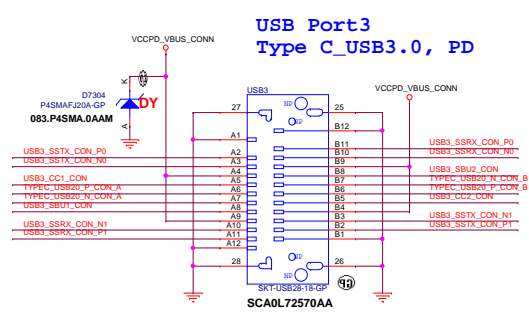
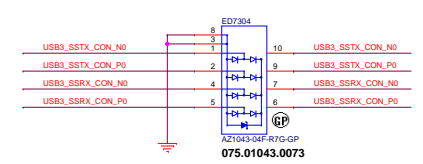
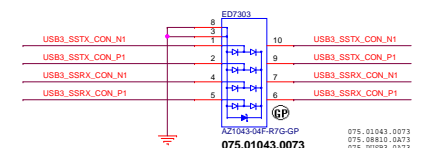
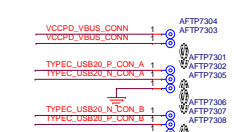
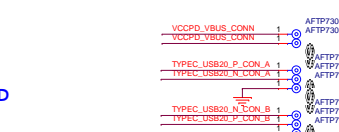
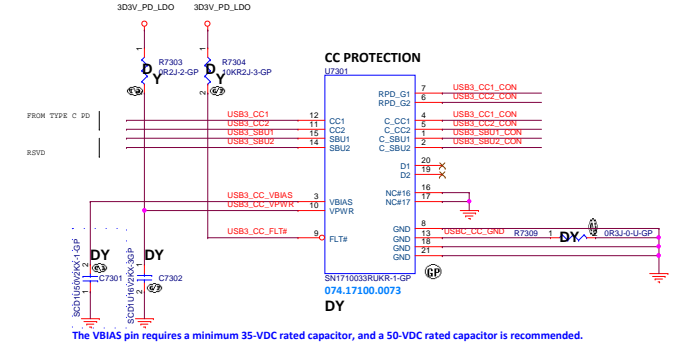
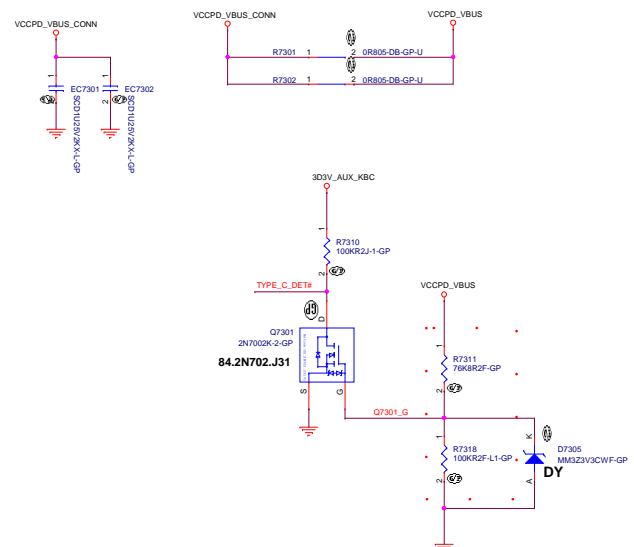
Wistron Corporation 21F, 88, Sec.1, Hsin Tai Wu Rd., Hsichih, Taipei Hsien 221, Taiwan, R.O.C.	
Title Sensor (G-sensor)	
Size A4	Document Number LC55-14A
Rev -1	
Date: Wednesday, March 04, 2020	

(Blanking)

BOM1

緯創資通		Wistron Corporation	
		21F, 88, Sec.1, Hsin Tai Wu Rd., Hsichih, Taipei Hsien 221, Taiwan, R.O.C.	
Title			
EXT IO (TBT Re-Timer-1 RSVD)			
Size	Document Number		Rev
A4	LC55-14A		-1
Date:	Wednesday, March 04, 2020	Sheet 71	of 106

KBC	24 TYPE_C_DET#	TBD
From PD Controller	72 TYPEC_USB20_P_A	
72	TYPEC_USB20_N_A	
72	TYPEC_USB20_P_B	
72	TYPEC_USB20_N_B	
72	USB3_CC1	
72	USB3_CC2	
CPU TCSS Port	18 USB3_TCSS_TX_P0	
18	USB3_TCSS_TX_N0	
18	USB3_TCSS_RX_P0	
18	USB3_TCSS_RX_N0	
18	USB3_TCSS_TX_P1	
18	USB3_TCSS_TX_N1	
18	USB3_TCSS_RX_P1	
18	USB3_TCSS_RX_N1	



(Blanking)

BOM1

		Wistron Corporation 21F, 88, Sec.1, Hsin Tai Wu Rd., Hsichih, Taipei Hsien 221, Taiwan, R.O.C.
Title		
EXT IO (TBT Re-Timer-2 RSVD)		
Size A4	Document Number LC55-14A	Rev -1
Date: Wednesday, March 04, 2020	Sheet 74	of 105

(Blanking)

BOM1

緯創資通		Wistron Corporation	
		21F, 88, Sec.1, Hsin Tai Wu Rd., Hsichih, Taipei Hsien 221, Taiwan, R.O.C.	
Title EXT IO (TypeC Controller-2 RSVD)			
Size A4	Document Number LC55-14A		Rev -1
Date: Wednesday, March 04, 2020		Sheet 75	of 106

(Blanking)

BOM1

緯創資通		Wistron Corporation	
		21F, 88, Sec.1, Hsin Tai Wu Rd., Hsichih, Taipei Hsien 221, Taiwan, R.O.C.	
Title GPU (RSVD) (PEG 1/5)			
Size A4	Document Number LC55-14A		Rev -1
Date: Wednesday, March 04, 2020	Sheet 76	of	106

(Blanking)

BOM1

緯創資通		Wistron Corporation	
		21F, 88, Sec.1, Hsin Tai Wu Rd., Hsichih, Taipei Hsien 221, Taiwan, R.O.C.	
Title			
GPU (RSVD) (DIGITAL 2/5)			
Size	Document Number		Rev
A4	LC55-14A		-1
Date:	Wednesday, March 04, 2020	Sheet 77	of 106

Blanking

BOM1

緯創資通		Wistron Corporation	
		21F, 88, Sec.1, Hsin Tai Wu Rd., Hsichih, Taipei Hsien 221, Taiwan, R.O.C.	
Title			
GPU (RSVD) (VRAM 3/5)			
Size	Document Number		Rev
A4	LC55-14A		-1
Date:	Wednesday, March 04, 2020	Sheet 78	of 106

Blanking

BOM1

緯創資通		Wistron Corporation	
		21F, 88, Sec.1, Hsin Tai Wu Rd., Hsichih, Taipei Hsien 221, Taiwan, R.O.C.	
Title			
GPU (RSVD) (GPIO 4/5)			
Size	Document Number		Rev
A4	LC55-14A		-1
Date:	Wednesday, March 04, 2020	Sheet 79	of 106

Blanking

BOM1

緯創資通		Wistron Corporation	
		21F, 88, Sec.1, Hsin Tai Wu Rd., Hsichih, Taipei Hsien 221, Taiwan, R.O.C.	
Title			
GPU (RSVD) (PWR/GND 5/5)			
Size	Document Number		Rev
A4	LC55-14A		-1
Date:	Wednesday, March 04, 2020	Sheet 80	of 106

0001

緯創資通		Wistron Corporation	
		<small>22F, No. 1, Hsinchu 1st Rd, Hsinchu, Taiwan, R.O.C.</small>	
GPU (RSVD)			
Doc No.	Doc Name/Model	Rev	
LC55-14A			-1
Date: 2014/08/20		Rev: 01	1/1

BLANK

9281

緯創資通		Wistron Corporation	
200, 88, Sec. 2, Hsin, Tai, Hsueh, Tainan, R.O.C.		200, 88, Sec. 2, Hsin, Tai, Hsueh, Tainan, R.O.C.	
GPU (RSVD)			
Part Number	LC55-14A	Rev.	-1
Manufactured under the name		Sheet	1 of 1

BLANK

9281

緯創資通		Wistron Corporation	
200, 88, Sec. 2, Hsin, Tai, Hsueh, Tainan, R.O.C.		200, 88, Sec. 2, Hsin, Tai, Hsueh, Tainan, R.O.C.	
GPU (RSVD)			
Part Number	LC55-14A	Rev.	-1
Manufactured under the name		Sheet	1 of 1

Blanking

BOM1

緯創資通		Wistron Corporation	
		21F, 88, Sec.1, Hsin Tai Wu Rd., Hsichih, Taipei Hsien 221, Taiwan, R.O.C.	
Title			
GPU (RSVD) (Power_VGA_CORE)			
Size	Document Number		Rev
A4	LC55-14A		-1
Date:	Wednesday, March 04, 2020	Sheet 85	of 106

Blanking

BOM1

緯創資通		Wistron Corporation	
		21F, 88, Sec.1, Hsin Tai Wu Rd., Hsichih, Taipei Hsien 221, Taiwan, R.O.C.	
Title			
GPU (RSVD) (Power_others)			
Size	Document Number		Rev
A4	LC55-14A		-1
Date:	Wednesday, March 04, 2020	Sheet 86	of 106

BLANK

BOM1

緯創資通		Wistron Corporation 21F, 88, Sec.1, Hsin Tai Wu Rd., Hsichih, Taipei Hsien 221, Taiwan, R.O.C.
Title		
GPU (RSVD) (Discharge/Sequence)		
Size A4	Document Number LC55-14A	Rev -1
Date: Wednesday, March 04, 2020	Sheet 88	of 106

ZZ.00PAD.EJ1

ZZ.00PAD.EJ1

ZZ.00PAD.EJ1

ZZ.00PAD.EJ1

ZZ.SCREW.1A1

ZZ.SCREW.1A1

ZZ.00PAD.QN1

ZZ.00PAD.QN1

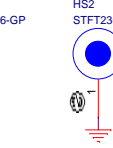
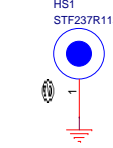
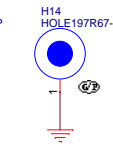
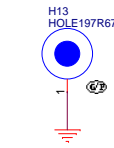
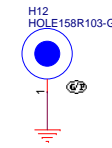
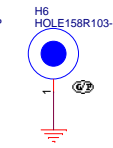
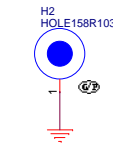
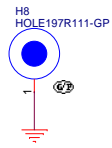
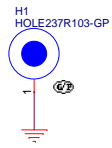
ZZ.00PAD.QN1

ZZ.00PAD.6N1

ZZ.00PAD.6N1

434.07K0E.0001

34.4E02.0001



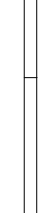
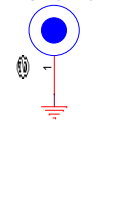
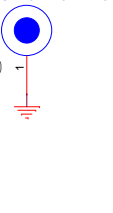
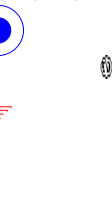
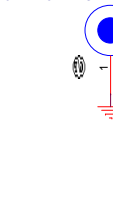
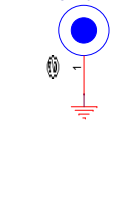
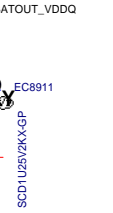
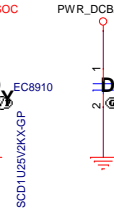
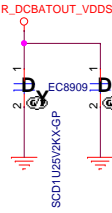
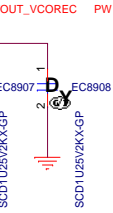
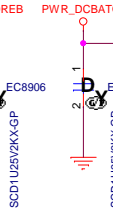
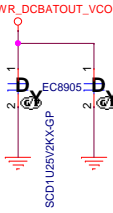
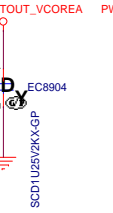

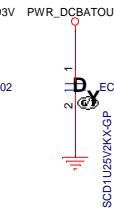
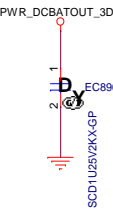
EC8907 change Top to Bottom Close PC4716
EC8905 change Bottom to Top Close PC4708
EC8910 change Bottom to Top Close PC4803

34.4WZ01.001

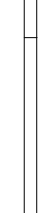
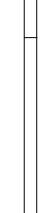

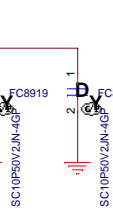
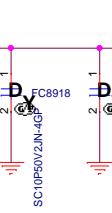
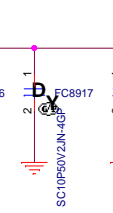
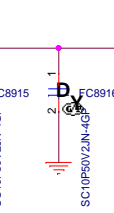
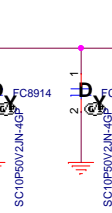
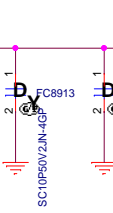
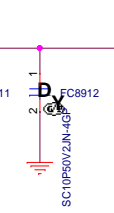
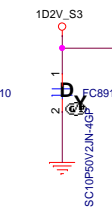
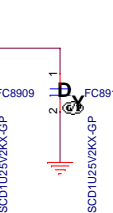
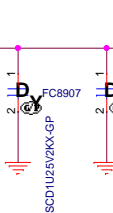
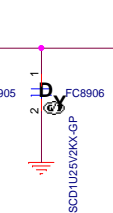
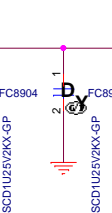
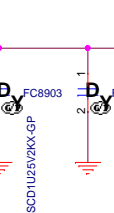
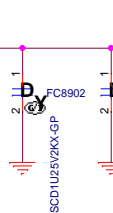
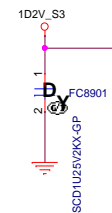
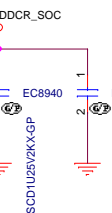
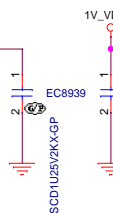
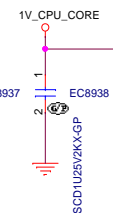
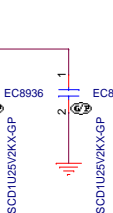
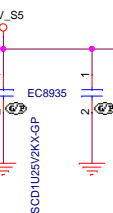
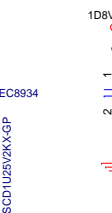
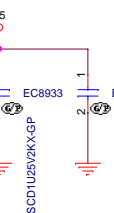
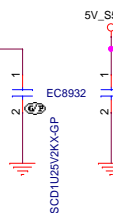
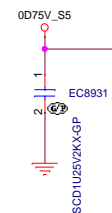
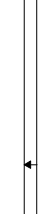
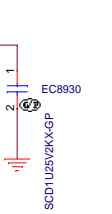
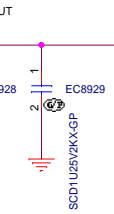
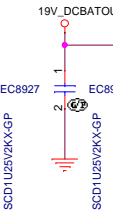
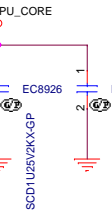
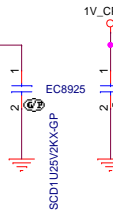
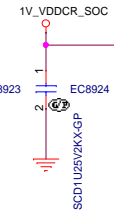
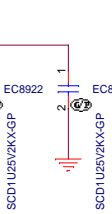
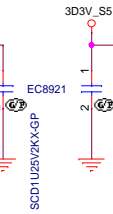
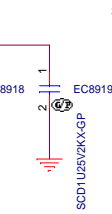
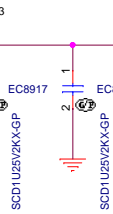
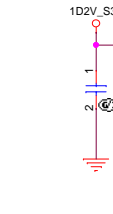
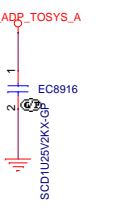
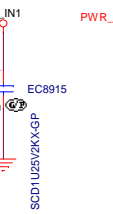

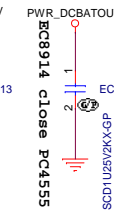
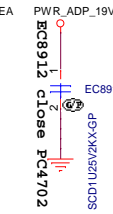
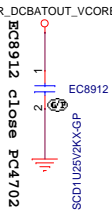
34.4WZ01.001

34.4WZ01.001

34.4WZ01.001



Add EC8915 0.1uF Cap On Bt+ in1 to GND(EE)
Add 0.1uF Cap and Connect GND (EE - Power)



BOM1

緯創資通		Wistron Corporation	
		21F, 88, Sec. 1, Hsin Tai Wu Rd., Hsichih, Taipei Hsien 221, Taiwan, R.O.C.	
UNUSED PARTS (RF/EMI Capacitors)			
Title	LC55-14A		
Size	Document Number	Rev	-1
Date:	Wednesday, March 04, 2020	Sheet	89 of 106

BLANK

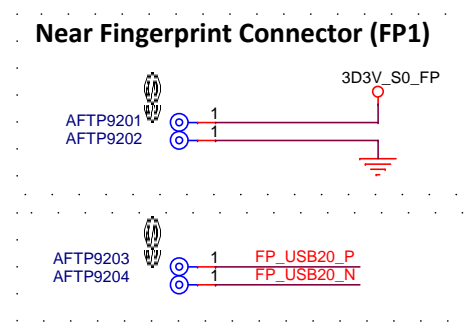
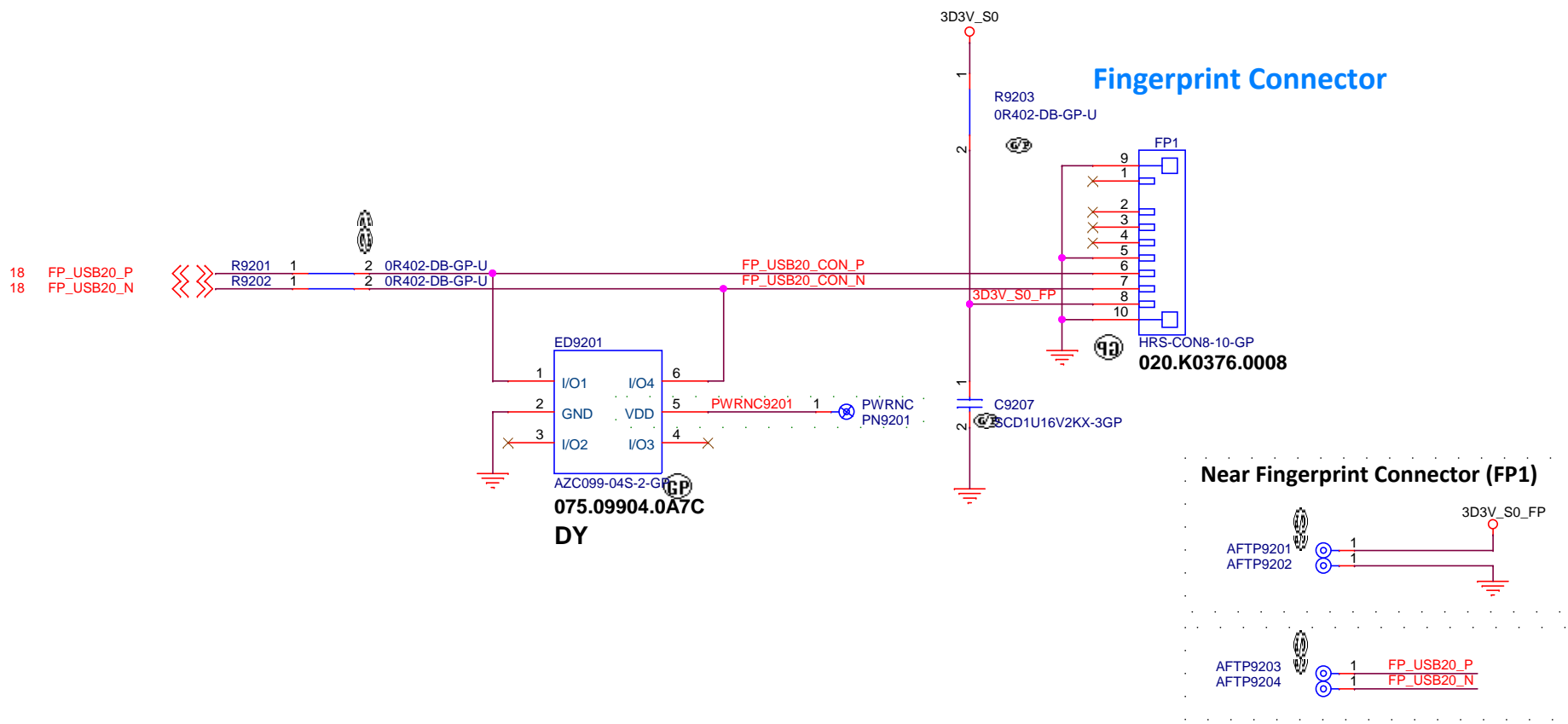
BOM1

緯創資通		Wistron Corporation	
		21F, 88, Sec.1, Hsin Tai Wu Rd., Hsichih, Taipei Hsien 221, Taiwan, R.O.C.	
Title			
(RESERVED)			
Size A4	Document Number LC55-14A		Rev -1
Date: Wednesday, March 04, 2020		Sheet 90	of 106

BLANK

BOM1

緯創資通		Wistron Corporation 21F, 88, Sec.1, Hsin Tai Wu Rd., Hsichih, Taipei Hsien 221, Taiwan, R.O.C.
Title (RESERVED)		
Size A4	Document Number LC55-14A	Rev -1
Date: Wednesday, March 04, 2020		Sheet 91 of 106



LC40

緯創資通		Wistron Corporation	
		21F, 88, Sec.1, Hsin Tai Wu Rd., Hsichih, Taipei Hsien 221, Taiwan, R.O.C.	
Title INT IO (FP)			
Size A4	Document Number LC55-14A		Rev -1
Date: Wednesday, March 04, 2020		Sheet 92 of 106	

BLANK

BOM1

緯創資通		Wistron Corporation	
		21F, 88, Sec.1, Hsin Tai Wu Rd., Hsichih, Taipei Hsien 221, Taiwan, R.O.C.	
Title			
TYPEC_DP_RTS5455			
Size	Document Number		Rev
A4	LC55-14A		-1
Date:	Wednesday, March 04, 2020	Sheet 93	of 106

BLANK

BOM1

緯創資通		Wistron Corporation	
		21F, 88, Sec.1, Hsin Tai Wu Rd., Hsichih, Taipei Hsien 221, Taiwan, R.O.C.	
Title			
<i>TYPEC_PD_Controller</i>			
Size	Document Number		Rev
A4	LC55-14A		-1
Date:	Wednesday, March 04, 2020	Sheet 94	of 106

BLANK

BOM1

緯創資通		Wistron Corporation	
		21F, 88, Sec.1, Hsin Tai Wu Rd., Hsichih, Taipei Hsien 221, Taiwan, R.O.C.	
Title			
<i>Reserved</i>			
Size	Document Number		Rev
A4	LC55-14A		-1
Date:	Wednesday, March 04, 2020	Sheet 95	of 106

BLANK

BOM1

緯創資通		Wistron Corporation	
		21F, 88, Sec.1, Hsin Tai Wu Rd., Hsichih, Taipei Hsien 221, Taiwan, R.O.C.	
Title			
<i>Reserved</i>			
Size	Document Number		Rev
A4	LC55-14A		-1
Date:	Wednesday, March 04, 2020	Sheet 96	of 106

BLANK

BOM1

緯創資通		Wistron Corporation	
		21F, 88, Sec.1, Hsin Tai Wu Rd., Hsichih, Taipei Hsien 221, Taiwan, R.O.C.	
Title			
<i>Reserved</i>			
Size	Document Number		Rev
A4	LC55-14A		-1
Date:	Wednesday, March 04, 2020	Sheet 97	of 106

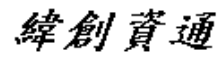
BLANK

BOM1

緯創資通		Wistron Corporation	
		<small>21F, 88, Sec.1, Hsin Tai Wu Rd., Hsichih, Taipei Hsien 221, Taiwan, R.O.C.</small>	
Title			
<i>Reserved</i>			
Size	Document Number		Rev
A4	LC55-14A		-1
Date:	Wednesday, March 04, 2020		Sheet 98 of 106

(Blanking)

BOM1

 Wistron Corporation 21F, 88, Sec.1, Hsin Tai Wu Rd., Hsichih, Taipei Hsien 221, Taiwan, R.O.C.	
Title <i>Debug (RSVD)(XDP debug)</i>	
Size A4	Document Number LC55-14A
Date: Wednesday, March 04, 2020	Rev -1
Date: Wednesday, March 04, 2020 Sheet 99 of 106	

(Blanking)

BOM1

緯創資通 **Wistron Corporation**
21F, 88, Sec.1, Hsin Tai Wu Rd., Hsichih,
Taipei Hsien 221, Taiwan, R.O.C.

Title

Table of Content

Size
A4

Document Number

LC55-14A

Rev
-1

Date: Wednesday, March 04, 2020

Sheet 100 of 106

(Blanking)

BOM1

緯創資通

Wistron Corporation
21F, 88, Sec.1, Hsin Tai Wu Rd., Hsichih,
Taipei Hsien 221, Taiwan, R.O.C.

Title

Change History

Size
A4

Document Number


LC55-14A

Rev
-1

Date: Wednesday, March 04, 2020

Sheet 101 of 106

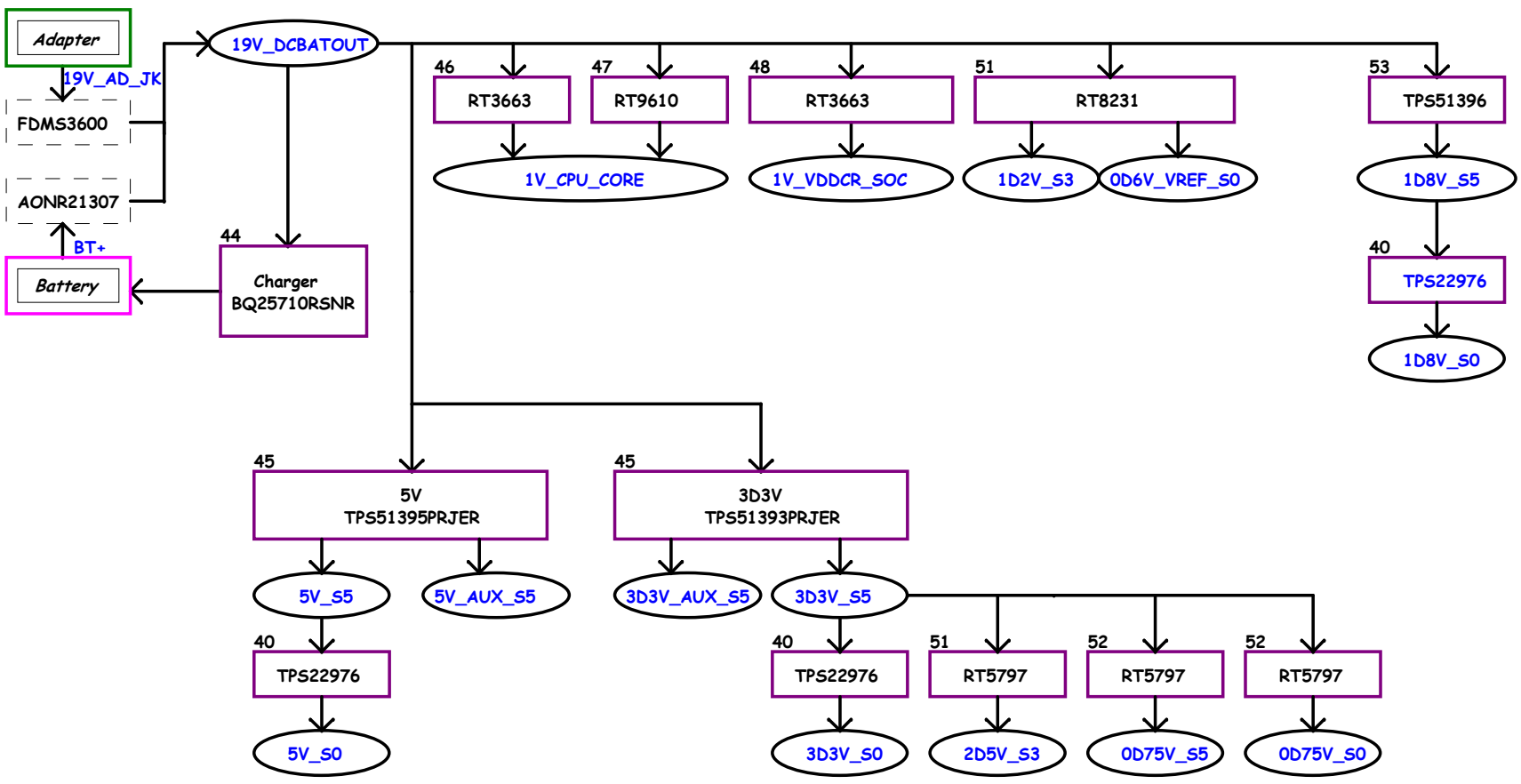
AC mode



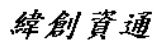
TBD

BCM1

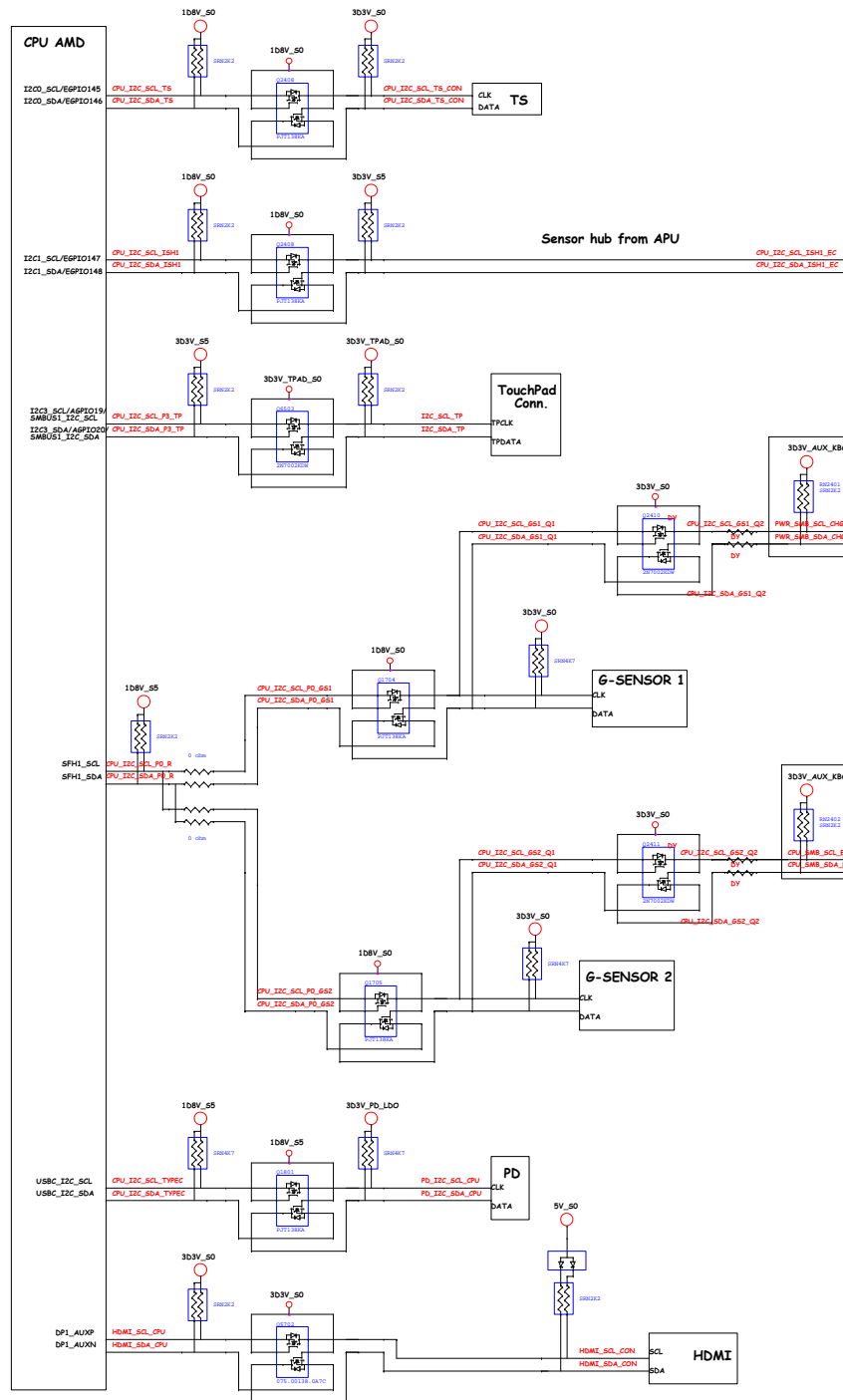
		Wistron Corporation 21F, 88, Sec.1, Hsin Tai Wu Rd., Hsichih, Taipei Hsien 221, Taiwan, R.O.C.
Power Sequence		
File		
Size	Document Number	Rev
K2	LC55-14A	-1
Date:	Wednesday, March 04, 2020	Sheet 102 of 106



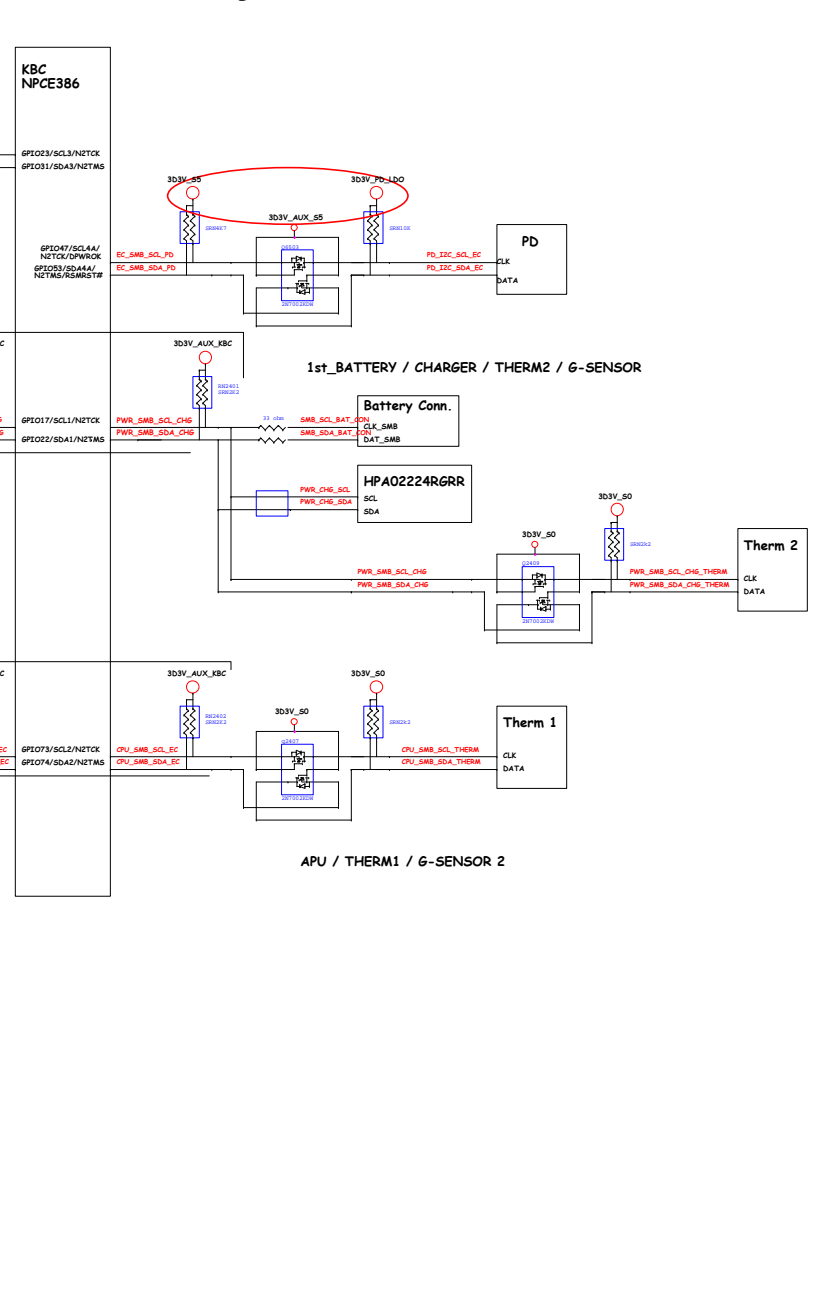
BOM1

 Wistron Corporation 21F, 88, Sec. 1, Hsin Tai Wu Rd., Hsichih, Taipei Hsien 221, Taiwan, R.O.C.		
Power Block Diagram		
Size A3	Document Number LC55-14A	Rev -1
Date: Wednesday, March 04, 2020		Sheet 103 of 106

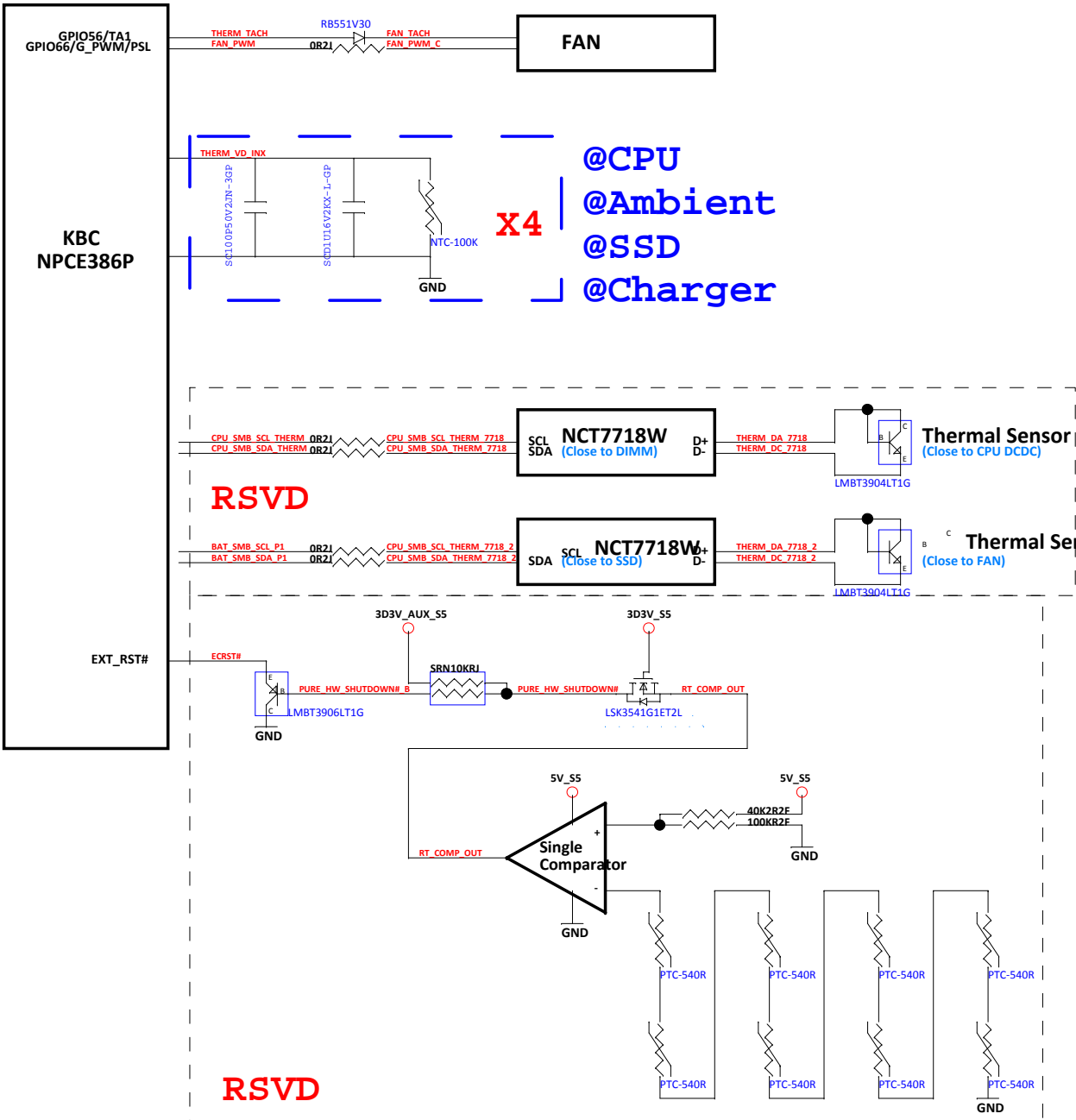
PCH SMBus Block Diagram



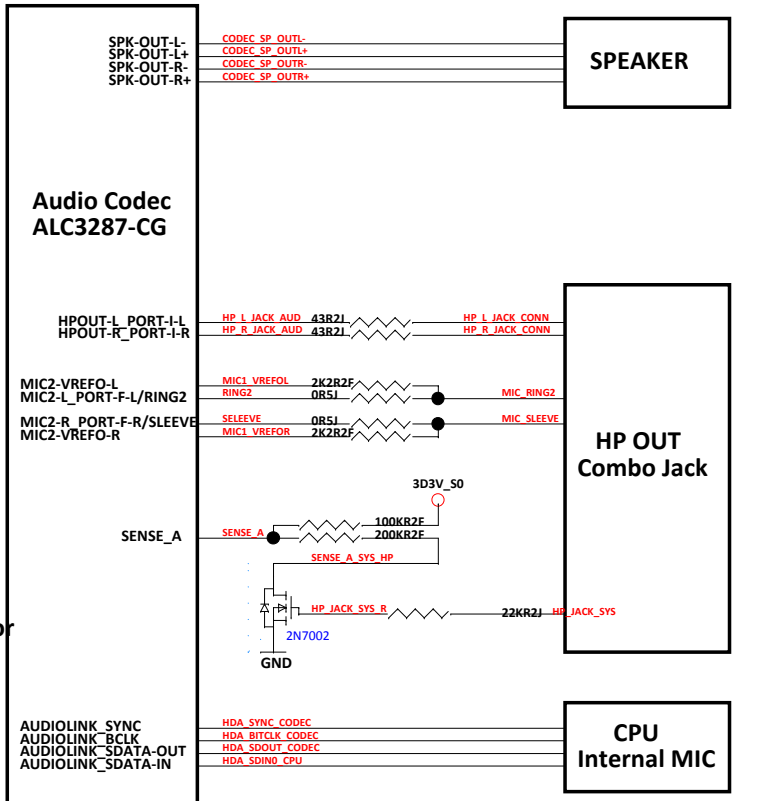
KBC SMBus Block Diagram



Thermal Block Diagram

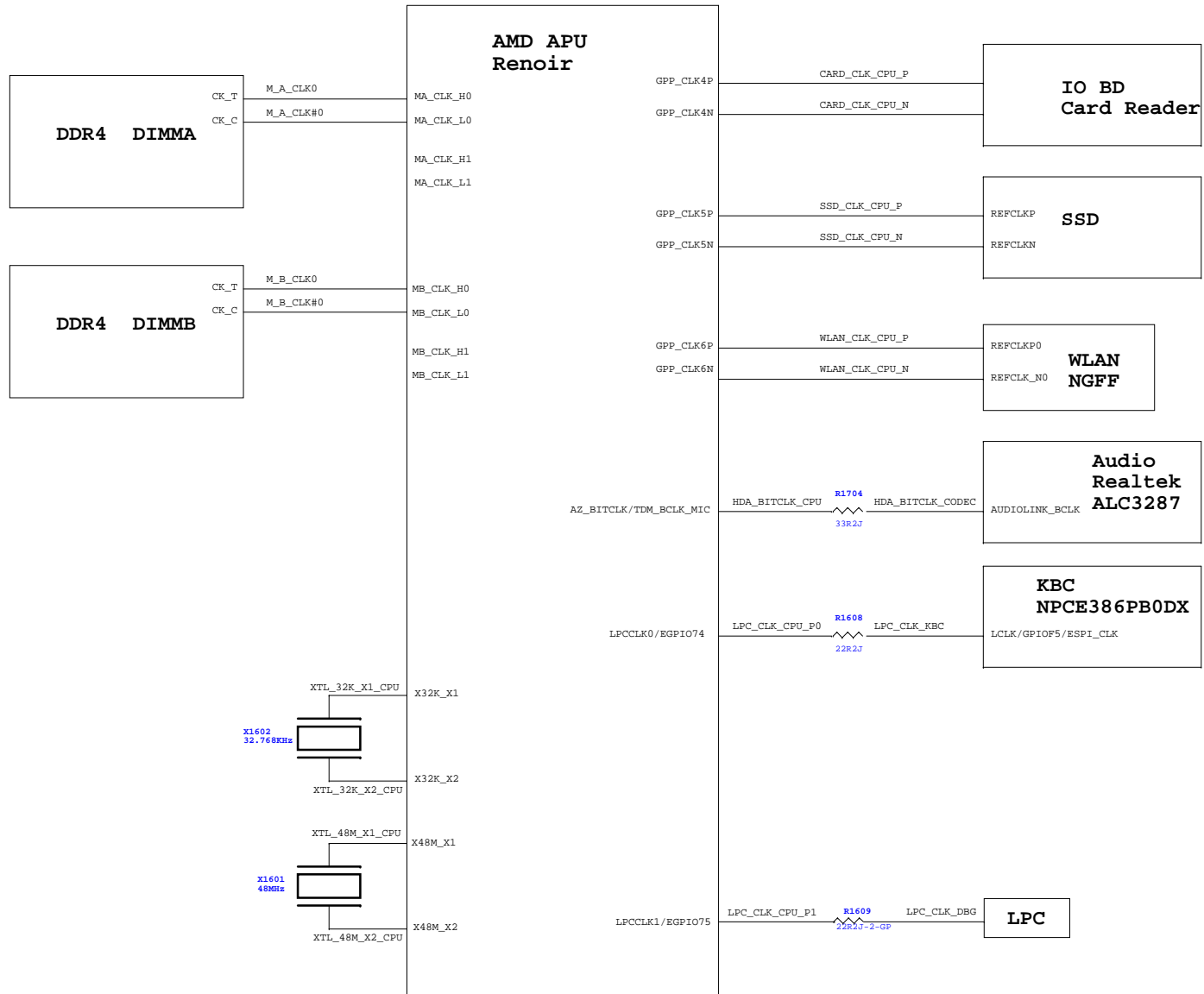


Audio Block Diagram



BOM1	
Wistron Corporation 21F, 88, Sec. 1, Hsin Tai Wu Rd., Hsichih, Taipei Hsien 221, Taiwan, R.O.C.	
THERMAL/AUDIO BLOCK DIAGRAM	
Size A3	Document Number
LC55-14A	
Date: Wednesday, March 04, 2020	Sheet 105 of 106
	Rev -1

CLK Block Diagram



BCM1