



HORNED FROGS BASKETBALL

FORT WORTH, TEXAS

SCHEDULE/RESULTS

NOVEMBER

Date	Opponent	Rank	TV	Time/Result
Wed. 7	CSU Bakersfield	20/-	FSSW Plus	W, 66-61
Sun. 11	Oral Roberts	20/-	FSSW	W, 79-62
Thu. 15	Fresno State	21/-	FSSW	W, 77-69
Tue. 20	Lipscomb	18/-	FSSW	L, 73-64
Mon. 26	Eastern Michigan	RV/-	FSSW	W, 87-69
Fri. 30	Central Michigan	RV/-	FSSW	W, 89-62

DECEMBER

Wed. 5	at SMU	RV/-	ESPNU	W, 67-59
Fri. 7	vs. USC%	RV/-	FS1	W, 96-61
Sun. 16	Indiana State	RV/-	ESPNU	W, 90-70
Sat. 22	Charlotte^	RV/-	ESPN3	W, 82-57
Sun. 23	Bucknell^	RV/-	ESPN2	W, 82-65
Tue. 25	Indiana State^	RV/-	ESPN2	W, 83-69
Dec. 28	Hawai'i Pacific	RV/-	None	Canceled

JANUARY

Sat. 5	Baylor*	RV/-	ESPNU	W, 85-81
Wed. 9	at Kansas*	25/7	ESPN2	L, 77-68
Sat. 12	at Oklahoma*	25/23	FSSW	L, 76-74
Tue. 15	West Virginia*	RV/-	ESPNU	W, 98-67
Sat. 19	at Kansas State*	RV/RV	ESPN2	3 p.m.
Wed. 23	Texas*	-	ESPN2/U	6 p.m.
Sat. 26	Florida#	-	ESPN2/U	11 a.m.
Mon. 28	at Texas Tech*	-	ESPN/U	8 p.m.

FEBRUARY

Sat. 2	at Baylor*	-	ESPN2/U	7 p.m.
Wed. 6	Oklahoma State*	-	ESPN2/U	8 p.m.
Sat. 9	at Iowa State*	-	ESPN2/U	1 p.m.
Mon. 11	Kansas*	-	ESPN/2	8 p.m.
Sat. 16	Oklahoma*	-	ESPN2/U	11 a.m.
Mon. 18	at Oklahoma State*	-	ESPN/U	8 p.m.
Sat. 23	Iowa State*	-	ESPN2/U	1 p.m.
Tue. 26	at West Virginia*	-	ESPN2/U	6 p.m.

MARCH

Sat. 2	Texas Tech*	-	ESPN2/U	3/5 p.m.
Mon. 4	Kansas State*	-	ESPN/2	8 p.m.
Sat. 9	at Texas*	-	ESPN2/News	11 a.m.

Phillips 66 Big 12 Championship

Wed. 13	First Round	-	ESPN Networks	TBD
Thur. 14	Quarterfinals	-	ESPN Networks	TBD
Fri. 15	Semifinals	-	ESPN Networks	TBD
Sat. 16	Championship	-	ESPN Networks	TBD

ALL TIMES CENTRAL

* - Big 12 Conference game

^ - Diamond Head Classic (Honolulu, Hawaii)

% - Basketball Hall of Fame Classic (Los Angeles, Calif.)

- SEC Challenge/Big 12

FOLLOW TCU BASKETBALL

/TCUBasketball

@TCUBasketball

TCUMB

Website
www.GoFrogs.com

TCU ATHLETIC COMMUNICATIONS

MBB Contact: Steven Schoon // E: s.schoon@tcu.edu
O: 817-257-5299 // C: 620-218-1693

Address: Athletic Communications Office
TCU Box 297600 // Fort Worth, Texas, 76129

JAN. 19 | BRAMLAGE COLISEUM (12,528) | MANHATTAN, KAN. | 3 PM



TCU Horned Frogs (13-3, 2-2)

HC: Jamie Dixon (TCU '87) ■ At TCU: 58-30 (3rd) ■ Career: 386-153 (16th)



VS. KANSAS STATE Wildcats (13-4, 3-2)

HC: Bruce Weber (UW-Milwaukee '78) ■ At School: 138-84 (7th) ■ Career: 451-239 (21st)

PROBABLE STARTERS

Po.	No.	Name	Hgt.	Wt.	Yr.	Ppg	Rpg	Apq	Hometown
G	25	Alex Robinson	6-1	180	Sr.	13.6	3.8	8.2	Fort Worth, Texas
G	22	RJ Nembhard	6-4	195	RFr.	4.1	2.7	1.1	Keller, Texas
G	1	Desmond Bane	6-5	215	Jr.	14.7	5.6	3.1	Richmond, Ind.
F	15	JD Miller	6-8	235	Sr.	10.9	6.8	0.9	Dallas, Texas
C	21	Kevin Samuel	6-11	250	RFr.	8.4	7.0	1.7*	Codrington Village, Barbuda

* blocks per game

NOTES

■ TCU will hit the road for the third time in four games when it plays at Kansas State Saturday at 3 p.m.

■ The Frogs are 17-23 in Big 12 play under Jamie Dixon after going 9-9 last season, their most in its six seasons of the Big 12.

■ Senior guard Alex Robinson ranks second in the nation at 8.2 assists per game. He is 26 assists away from becoming TCU's career leader. Robinson was Preseason Honorable Mention All-Big 12 and on the watch list for the Bob Cousy Point Guard of the Year award.

■ Junior guard Desmond Bane ranks seventh in the Big 12 with 14.7 points per game. He is coming off a season-high 26 points against West Virginia.

■ Redshirt freshman Kevin Samuel ranks third in the Big 12 at 69.8 percent shooting from the field.

■ Kouat Noi, who hit eight 3-pointers at Oklahoma, has made a 3-pointer in 16-straight games dating back to last season.

■ TCU is one of 12 teams in the nation that is top 50 in points per game and top 100 in points allowed.

■ The Horned Frogs rank fifth in the nation with 19.4 assists per game, rank ninth in assists-turnover ratio at 1.52, 32nd in field goal percentage at 48.4 and eighth in 3-point percentage defense at 27.4.

■ TCU dropped out of the AP Top 25 this week, but is still receiving votes. The Frogs began the season ranked No. 21 and were ranked for three-straight weeks to begin the season, topping out at No. 18.

LAST TIME OUT

Behind a 26-point effort from Desmond Bane, TCU routed West Virginia 98-67 Tuesday night in Schollmaier Arena. Six Horned Frogs registered double-digit point totals and all eight TCU players that logged minutes scored at least four points. It was TCU's largest-ever Big 12 Conference win and West Virginia's largest-ever Big 12 loss. Alex Robinson had 14 points and 10 assists for his sixth double-double and redshirt freshman Lat Mayen had a career-best 12 points and six rebounds.

ABOUT THE OPPONENT

KSU is coming off a 74-61 win at No. 20 Oklahoma on Wednesday. It was the second-straight top 25 road win for the Wildcats, who won at No. 20 Iowa State last week. Barry Brown leads KSU with 15.8 points per game and Dean Wade, who missed six-straight games due to injury but has played in the last two, is averaging 13.1 points and a team-leading 7.4 rebounds per game. Wade was the Big 12 Preseason Player of the Year. The Wildcats are 8-1 at home this season and rank fifth in the nation in scoring defense at 59.5 points per game.

SERIES HISTORY

KSU leads the all-time series 13-6 and 7-2 in Manhattan. The two teams have split the regular season series in three of the past four seasons. TCU last won in Manhattan on Feb. 1, 2017, 86-80 in overtime.

UP NEXT

TCU will host Texas (10-7, 2-3) on Wednesday at 6 p.m. on ESPNU.

GAME INFORMATION

Broadcast: ESPN2

Play-By-Play: Rich Hollenberg

Analyst: Robbie Hummel

Online: WatchESPN.com

Radio: AM 570 KLIF

Sirius: 113 // XM: 200 // Internet 954

Play-By-Play: Brian Estridge

Analyst: John Denton

Online: HFTV // TuneIn

Series: Kansas State leads 13-6

In Fort Worth: KSU leads 5-2

In Manhattan: KSU leads 7-2

Neutral: TCU leads 2-1

First Meeting:

KSU won 75-17 (12/11/47) in Manhattan

Last Meeting:

KSU won 66-64 (OT) (3/8/18) in KC

Winning Streak: KSU, 1

STATISTICAL COMPARISON



80.4 ppg	Scoring Off.	65.6 ppg
67.4 ppg	Scoring Def.	59.5 ppg
+13.1	Scoring Mar.	+6.2
48.4%	FG %	42.4%
40.9%	FG% Def.	40.5%
69.3%	FT %	63.8%
37.2	RPG	35.5
+4.1	Reb Mar.	+3.7
8.2	3FG Per Game	6.4
36.8%	3FG%	32.0%
27.4%	3FG % Def.	30.9%
19.4	Assists	13.6
4.1	Blocks	2.1
7.2	Steals	7.2
12.8	Turnovers	12.0

RANKINGS


TCU	KSU
AP: RV	AP: RV
Coaches: RV	Coaches: RV
NET: 26	NET: 37
RPI: 12	RPI: 19
KenPom: 18	KenPom: 42

NUMERICAL ROSTER

No.	Name	Pos.	Ht.	Wt.	Yr.-Exp.	Hometown (High School) / Previous School
1	Desmond Bane	G	6-5	215	Jr.-2Y	Richmond, Ind. (Seton Catholic HS)
5	Kendric Davis	G	5-11	180	Fr.-HS	Houston, Texas (Sam Houston HS)
11	Lat Mayen	F	6-9	210	RFr.-RS	Adelaide, Australia (Australia Basketball Center of Excellence)
12	Kouat Noi	F	6-7	205	So.-1Y	Newcastle, Australia (Montverde Academy - Fla.)
13	Dylan Arnette	G	6-3	175	Fr.-HS	DeSoto, Texas (Dallas Carter HS)
15	JD Miller	F	6-8	235	Sr.-3Y	Dallas, Texas (Seagoville HS)
21	Kevin Samuel	C	6-11	250	RFr.-RS	Codrington Village, Barbuda (Redemption Christian HS - Texas)
22	RJ Nembhard	G	6-4	195	RFr.-RS	Keller, Texas (Keller HS)
25	Alex Robinson	G	6-1	180	Sr.-2Y	Fort Worth, Texas (Timberview HS) / Texas AGM
31	Owen Aschieris	G	6-1	165	So.-HS	San Diego, Calif. (Santa Fe Christian School)
34	Russell Barlow	C	6-10	235	Fr.-HS	Richardson, Texas (Bishop Lynch HS)

COACHES & STAFF


Staff Position	Name	Graduated From	Year at TCU
Head Coach:	Jamie Dixon	TCU, '87	Third season at TCU
Assistant Head Coach:	Ryan Miller	Northern State, '00	Third season at TCU
Assistant Coach:	Scott Cross	UT Arlington, '98	First season at TCU
Assistant Coach:	Corey Barker	Prairie View AGM, '03	Second season at TCU
Director of Operations:	Thomas Montigel	TCU, '14	Third season at TCU
Assistant for Student-Athlete Development:	Ontario Lett	Pittsburgh, '03	Second season at TCU
Sports Medicine:	Matt Herrill	Kansas, '03	Third season at TCU
Strength & Conditioning:	Stephen Gephardt	Arizona State, '04	12th season at TCU



1
DESMOND BANE
Jr. | G | 6-5 | 215
Richmond, Ind.



5
KENDRIC DAVIS
Fr. | G | 5-11 | 180
Houston, Texas




11
LAT MAYEN
R-Fr. | F | 6-9 | 210
Adelaide, Australia



12
KOUAT NOI
So. | F | 6-7 | 205
Newcastle, Australia



13
DYLAN ARNETT
Fr. | G | 6-3 | 175
Desoto, Texas



15
JD MILLER
Sr. | F | 6-8 | 235
Dallas, Texas




21
KEVIN SAMUEL
R-Fr. | C | 6-11 | 250
Codrington Village, Barbuda




22
RJ NEMBHARD
R-Fr. | G | 6-4 | 195
Keller, Texas



25
ALEX ROBINSON
Sr. | G | 6-1 | 180
Fort Worth, Texas



31
OWEN ASCHIERIS
So. | G | 6-1 | 165
San Diego, Calif.



34
RUSSELL BARLOW
Fr. | C | 6-10 | 235
Richardson, Texas




JAMIE DIXON
Head Coach



RYAN MILLER
Assistant Head Coach



SCOTT CROSS
Assistant Coach



COREY BARKER
Assistant Coach

PRONUNCIATION GUIDE

Players	Pronunciation
Lat Mayen	LATT (rhymes with Matt) my-yen
RJ Nembhard	nem-hard
Kouat Noi	kwot noy
Owen Aschieris	ah-SHARE-iz

QUICK FACTS

School	TCU
Location	Fort Worth, Texas
Population	874,168
Elevation	612 feet
Founded	1873
Enrollment	10,394
Colors	Purple and White
Nickname	Horned Frogs, Frogs
Home Facility	Ed and Rae Schollmaier Arena (6,800)
Conference	Big 12 Conference
Affiliation	NCAA Division I
Chancellor	Dr. Victor J. Boschini Jr.
Director of Intercollegiate Athletics	Jeremiah Donati
Faculty Rep.	Rhonda Hatcher
Ticket Office Phone	(817) 257-FROG (3764)

HISTORY

First Season	1908-09
Record All-Time	1,218-1,396 (.464)
NCAA Tournament Appearances / Last	8 / 2018
Record in NCAA Championship	5-8 (.384)
NIT Appearances / Last	7 / 2017
Record in NIT	13-6 (.684)
CBI Appearances / Last	1 / 2012
Record in CBI	1-1 (.500)

2017-18 SEASON RECAP

Record (H / A / N)	21-12 (15-3 / 3-7 / 3-2)
Conference Record / Finish	9-9 / 5th Big 12
Postseason	NCAA First Round
Final AP/USA Today Ranking	RV/RV

COACHING STAFF

Head Coach	Jamie Dixon
Alma Mater	TCU, '87
Assistant Coaches	
	Ryan Miller, Northern State, '00 / Third Season
	Scott Cross, UT-Arlington, '98 / First Season
	Corey Barker, Prairie View AGM, '03 / Third Season
Director of Operations	Thomas Montigel, TCU, '14 / Third Season
Assistant for Student-Athlete Development	
	Ontario Lett, Pittsburgh, '03 / Second Season
Graduate Assistants	Corey Santee, TCU, '05 / Second Season
	Chris Jones, Pittsburgh, '16 / First Season
	David Vogel, DePauw, '18 / First Season
Administrative Assistant	Joan Owens
Office Phone Number	(817) 257-7968

2018-19 TEAM INFO

Lettermen Returning/Lost	7/6
Starters Returning/Lost	5/2
Newcomers	9 (7 scholarship/2 non-scholarship)
Sr. / Jr. / So. / Fr.	2/3/2/8

WALK-ON > SCHOLARSHIP > VIRAL VIDEO

Sophomore guard Owen Aschieris, who started the season as a walk-on, earned a scholarship for the spring semester. Aschieris received the news in a very special way. On Jan. 14, a TCU police officer "interrupted" a post-practice video session and called Aschieris to the front of the room to confirm that his name was correct on a document. After the initial scare of seeing a police officer in the room, the entire team celebrated for a well-deserved individual. Tuition for one full season at TCU is 46,860.

■ The one minute video of Aschieris currently has 1.12 million views on Twitter (@TCUBasketball). It's the most viewed video TCU Athletics has ever had on twitter.

■ The video has been picked up by outlets such as The Today Show, Inside Edition, People Magazine, Bleacher Report, The Sporting News, Barstool, the NCAA and most ESPN platforms including SportsCenter.

■ Aschieris scored his first career points, four by the way of 4-of-4 from the free throw line, the next day in TCU's 98-67 win over West Virginia.

■ Aschieris, a native of San Diego, spent his freshman season as a practice player for the TCU women's basketball team.

KOUAT NOI VS. SOONERS

Sophomore guard Kouat Noi had a career game at Oklahoma on Jan. 12.

■ Noi's 30 points was the most points by a TCU player since Garlon Green scored 31 at Rice on Dec. 12, 2012.

■ Noi was 8-of-12 from 3-point range. The eight made 3-pointers tied for the second most in school history. It was the most made 3-pointers since Hank Thorns made eight against UNLV on Feb. 14, 2012. Ryan Carroll (1999), Malcolm Johnson (1998) and Michael Strickland (1990) are the only other TCU players with eight made threes. Strickland holds the record with nine against Arkansas on Feb. 14, 1990. Noi is the fifth player in TCU history who has made at least eight threes in a game.

■ Noi is the second player in the Big 12 to make eight 3-pointers this season. KU's Lagerald Vick was 8-of-8 from three against Vermont (11/12/18). Noi's eight were the most in a Big 12 Conference game this season.

■ Each of Noi's last five 3-pointers gave TCU a lead after being tied or behind.

TCU VS. RANKED OPPONENTS

■ TCU is 19-157 all-time against ranked opponents and 3-16 under Jamie Dixon.

■ TCU is 1-83 against ranked opponents on the road with the last win coming on Jan. 19, 1998 at No. 24 Hawai'i, 83-76.

■ Recent top 25 wins have come against No. 7 West Virginia (82-73) on Jan. 22, 2018 and No. 1 Kansas (85-82) on March 9, 2017.

■ TCU is 2-10 all-time as a ranked team against a ranked opponent. The last win as a ranked team against a ranked team was when No. 20 TCU defeated No. 22 Nevada, 84-80 on Dec. 8, 2017 in STAPLES Center.

■ A ranked TCU team has never beaten a ranked team on the road.

SHARING THE ROCK

TCU has led the Big 12 in assists per game in both of its seasons with Jamie Dixon as the head coach and is doing so again this season.

	Big 12 Rk.	NCAA Rk.	APG
2018-19	1	5	19.4
2017-18	1	2	18.6
2016-17	1	13	16.9

■ TCU ranks second in the Big 12 and 9th in the nation in assist/turnover ratio (1.52).

■ TCU's 31 assists against Eastern Michigan was the most by TCU since dishing out 38 against Arkansas-Pine Bluff on Jan. 3, 2000.

■ Alex Robinson's 8.2 assists per game ranks second in the nation to Murray State's Ja Morant. The TCU school record is 8.1 by Tony Edmond in the 1989-90 season. Robinson already holds the No. 4 (6.1) and No. 9 (5.8) spots for assists per game in a season.

ALL-AROUND DESMOND BANE

Junior guard Desmond Bane is one of three players in the Big 12 to rank in the top 20 in scoring (7th), top 20 in rebounding (13th) and top 15 in assists (11th). Jarrett Culver of Texas Tech and Talen Horton-Tucker are the others.

SHOOTING ACCURACY

TCU leads the Big 12 and ranks 32nd in the nation in field goal percentage at 48.4 percent. In the 88 games under Jamie Dixon, TCU has had 36 games where it shot 50 percent or better from the field and is 32-4 when doing so.

DEFENSE IS IMPROVED

TCU's defense has improved a lot this season as opposed to the last two under Jamie Dixon.

■ TCU's 3-point field goal percentage defense of 27.4 percent ranks second in the Big 12 and 8th in the nation. Last season, TCU finished 312th at 37.6 percent.

■ This season, TCU has had five games where it has held its opponent under 37 percent from the field. TCU had four games of holding its opponent under 37 percent all of last season.

■ On Nov. 30, TCU held Central Michigan to 32.8 percent from the field, the lowest mark for an opposing team since Dec. 28, 2015 when the Frogs held Delaware State to 31.3 percent.

TCU AT HOME AND AGAINST NONCONFERENCE

■ TCU is 37-10 overall and 12-8 in the Big 12 under Jamie Dixon at Schollmaier Arena.

■ TCU is 41-5 against nonconference opponents overall under Dixon.

■ The Frogs are 26-2 against nonconference opponents at home under Dixon. The two losses were to Lipscomb on Nov. 20 this season and Auburn on Jan. 28, 2017.

CLOSING IN ON 1,000

Three TCU players are on pace of eclipsing 1,000 career points this season. Alex Robinson already went over 1,000 career points and is close to that number for TCU only. TCU has 35 players with 1,000 career points after Vladimir Brodziansky and Kenrich Williams reached the milestone last season.

Alex Robinson	1120* (955 at TCU)
JD Miller	928
Desmond Bane	825

DROPPING DIMES

Senior Alex Robinson has totaled 549 assists in his three seasons at TCU, second in school history. The Texas A&M transfer is just 26 assists away from matching Corey Santee's school record of 575 career assists during the 2002-05 seasons. Santee is in his second season as a graduate assistant for the Horned Frogs.

Rnk	No.	Player	Years
1.	575	Corey Santee	2002-05
2.	549	Alex Robinson	2016-present

■ Alex Robinson is one of five active NCAA DI players that

LAST TIME VS. OPPONENT

Kansas State 57 - TCU 52 (OT) // March 8, 2018

Kansas State's Barry Brown scored the go-ahead layup with 11.2 seconds left in overtime, and Alex Robinson missed a pair of foul shots at the other end for TCU, allowing the Wildcats to escape with a 66-64 victory in the Big 12 Tournament quarterfinals on Thursday.

The Horned Frogs, who forced OT on Desmond Bane's buzzer-beating 3-pointer, had the ball with the game tied at 64 and 34.5 seconds to go. But when Robinson's pass was deflected out of bounds, a video review showed TCU's Vladimir Brodziansky touched it last and Kansas State was given the ball.

Brown was fouled while converting a driving layup, but he missed the free throw.

At the other end, Robinson drove down the right side of the lane and was fouled by Makol Mawien with 1.3 seconds left. But the 60-percent foul shooter missed the first of two free throws, forcing him to miss the second, and the Wildcats corralled the rebound to seal the win.

Mawien finished with 16 points, and Xavier Sneed and Dean Wade scored 12 apiece for the fourth-seeded Wildcats (22-10), who advanced to play Kansas or Oklahoma State in Friday night's semifinals.

Kenrich Williams led the Horned Frogs (21-11) with 20 points. Robinson contributed 16 points on 6-for-15 shooting, and he finished with seven turnovers - none more costly than the last.

Official Basketball Box Score -- Game Totals -- Final Statistics

TCU West Virginia
2-12-18 9:00 p.m. at WVU Coliseum, Morgantown, W. Va.

TCU 66 • 17-9/5-8

#	Player	Total		3-Ptr		Rebounds		PF	TP	A	TO	Blk	Stl	Min			
		FG	FGA	FG	FGA	FT	FTA										
10	BRODZIANSKY, Vlad	6	9	0	0	3	3	2	3	5	1	15	0	2	1	29	
12	NOI, Kouat	5	17	1	5	1	2	2	2	4	2	12	1	1	0	28	
01	BANE, Desmond	6	9	3	5	1	2	2	2	4	2	16	0	1	1	39	
25	ROBINSON, Alex	1	4	0	2	4	6	1	2	3	3	6	4	2	1	38	
34	WILLIAMS, Kenrich	4	10	1	2	0	2	3	3	6	2	9	7	4	2	36	
15	MILLER, JD	1	3	1	2	3	4	0	0	0	2	6	0	2	0	17	
20	DRY, Dalton	0	1	0	1	0	0	0	0	0	0	0	0	0	0	2	
23	HAMDY, Ahmed	1	3	0	0	0	0	1	1	2	3	2	1	1	0	11	
Team																	
Totals		24		56		6		17		12		19		15		66	
FG % 1st Half:		11-24		45.8%		2nd half:		13-32		40.6%		Game:		24-56		42.9%	
3FG % 1st Half:		1-3		33.3%		2nd half:		5-14		35.7%		Game:		6-17		35.3%	
FT % 1st Half:		4-9		44.4%		2nd half:		8-10		80.0%		Game:		12-19		63.2%	

West Virginia 82 • 19-7/8-5

#	Player	FG		3-Ptr		Rebounds		PF	TP	A	TO	Blk	Stl	Min			
		FGA	FT-FTA	FGA	FT-FTA	Off	Def										
21	Harris, Wesley	9	5	3	5	2	2	2	1	3	3	11	0	1	21		
23	Ahmad, Esa	1	4	0	1	2	2	0	2	2	0	3	3	1	22		
50	Konate, Sagaba	3	7	0	0	2	3	5	2	8	2	2	4	0	18		
02	Carter, Jevon	3	9	1	1	2	2	3	3	9	5	0	1	0	33		
04	Miles Jr., Daxter	5	8	1	2	2	1	3	3	13	1	1	0	1	27		
03	Bolden, James	5	9	2	5	2	2	0	0	2	14	3	0	0	21		
13	Allen, Teddy	8	13	0	0	0	0	2	4	6	0	16	0	0	23		
14	Harler, Chase	0	1	0	0	0	0	0	0	0	0	0	1	0	2		
15	West, Lamont	2	3	2	3	0	1	0	1	0	6	1	1	0	14		
25	Bender, Maciej	1	1	0	0	0	6	6	2	2	0	0	1	3	16		
31	Roult, Logan	0	1	0	0	2	1	3	2	0	0	0	0	0	16		
Team																	
Totals		31		61		9		16		11		23		17			
FG % 1st Half:		16-34		47.1%		2nd half:		15-27		55.6%		Game:		31-61		50.8%	
3FG % 1st Half:		5-9		55.6%		2nd half:		4-7		57.1%		Game:		9-16		56.3%	
FT % 1st Half:		1-2		50.0%		2nd half:		10-10		100.0%		Game:		11-12		91.7%	

Officials: Joe DeLoza, Ron Groover, Terry Wymer
Technical fouls: TCU-None. West Virginia-None.
Attendance: 11773

Score by periods	1st	2nd	Total
TCU	27	39	66
West Virginia	38	44	82

Last FG - TCU 2nd-00:10, WVU 2nd-00:31.
Largest lead - TCU by 8 1st-13:05, WVU by 18 2nd-00:30.
TCU led for 09:15. WVU led for 27:48. Game was tied for 02:57.

TCU VS. OPPONENT

Date	TCU Result	Score	Location
Dec. 11, 1947	L	17-75	Manhattan
Mar. 15, 1968	W	77-72	Wichita
Dec. 19, 1969	L	65-75	Fort Worth
Dec. 1, 1970	L	70-79	Manhattan
Mar. 10, 1999	W	72-71	Manhattan
Jan. 16, 2013	L	54-67	Fort Worth
March 5, 2013	L	68-79	Manhattan
Jan. 7, 2014	L	47-65	Fort Worth
Feb. 19, 2014	L	53-65	Manhattan
Jan. 7, 2015	L	53-58	Manhattan
Feb. 18, 2015	W	69-55	Fort Worth
Mar. 11, 2015	W	67-65	Kansas City
Feb. 16, 2016	L	49-63	Fort Worth
Mar. 2, 2016	L	54-79	Manhattan
Feb. 1, 2017	W	86-80 (OT)	Manhattan
Mar. 1, 2017	L	74-75	Fort Worth
Jan. 20, 2018	L	68-73	Manhattan
Feb. 27, 2018	W	66-59	Fort Worth
Mar. 8, 2018	L	52-57 (OT)	Kansas City

POLLS / STANDINGS

BIG 12 CONFERENCE STANDINGS

Team	Big 12	Overall
Kansas	4-1	15-2
Texas Tech	4-1	15-2
Iowa State	3-2	13-4
TCU	2-2	13-3
Baylor	2-2	10-6
Oklahoma	2-3	13-4
Kansas State	3-2	13-4
Texas	2-3	10-7
Oklahoma State	2-3	8-9
West Virginia	0-5	8-9

TOP 25 USA TODAY COACHES POLL

No.	School (1st place votes)	Record	Points
1	Virginia (13)	15-0	770
2	Duke (6)	14-1	754
3	Tennessee (7)	14-1	745
4	Michigan (6)	17-0	738
5	Gonzaga	16-2	644
6	Michigan State	15-2	641
7	Virginia Tech	14-1	577
8	Kansas	14-2	572
9	Texas Tech	15-1	564
10	Nevada	16-1	512
11	Florida State	13-3	383
12	Auburn	12-3	381
13	Marquette	14-3	331
14	Kentucky	12-3	323
15	North Carolina	12-4	310
16	NC State	14-2	307
17	Houston	16-1	288
	Buffalo	15-1	288
19	Oklahoma	13-3	216
20	Ole Miss	13-2	192
21	Villanova	13-4	146
22	Maryland	14-3	140
23	Mississippi State	12-3	118
24	Iowa	14-3	108
25	Indiana	12-4	75

Others receiving votes: Ohio State 74, **Iowa State 38**, Louisville 27, UCF 26, **TCU 24**, Nebraska 21, St. John's 18, **Kansas State 14**, Arizona 6, Furman 5, Minnesota 5, North Texas 4, Arizona State 4, Washington 3, Wisconsin 3, Purdue 3, LSU 2

TOP 25 AP POLL

No.	School (1st place votes)	Record	Points
1	Duke (36)	14-1	1558
2	Michigan (9)	17-0	1497
3	Tennessee (13)	14-1	1482
4	Virginia (6)	15-0	1473
5	Gonzaga	16-2	1315
6	Michigan State	15-2	1292
7	Kansas	14-2	1188
8	Texas Tech	15-1	1157
9	Virginia Tech	14-1	1091
10	Nevada	16-1	1015
11	Florida State	13-3	918
12	Kentucky	12-3	790
13	North Carolina	12-4	678
14	Auburn	12-3	669
15	Marquette	14-3	668
16	Buffalo	15-1	625
17	NC State	14-2	586
18	Ole Miss	13-2	501
19	Maryland	14-3	412
20	Oklahoma	13-3	394
21	Houston	16-1	387
22	Villanova	13-4	300
23	Iowa	14-3	172
24	Mississippi State	12-3	154
25	Indiana	12-4	116

Others receiving votes: Louisville 112, Nebraska 36, Ohio State 34, Wisconsin 31, **Iowa State 20**, UCF 17, Purdue 16, **Kansas State 14**, St. John's 12, **TCU 12**, Murray State 9, Arizona 8, Washington 8, LSU 7, Seton Hall 6, South Carolina 6, Temple 5, Minnesota 3, Cincinnati 2, Wofford 2, Hofstra 1, **Florida 1**

have 1,000 career points and 500 career assists.

REBOUNTING MACHINE

Take a look at the breakdown of win/loss records when TCU and/or Jamie Dixon-led teams outrebound their opponent. Last season, TCU finished with a rebounding margin of +6.0, the ninth-best in school history and the best for a TCU team since the 1986-87 season.

TCU this season	10-2
TCU under Dixon	52-14
TCU since the 2015-16 season	60-15
Jamie Dixon coached teams (Pitt/TCU)	315-62

IRON MAN

Senior forward JD Miller has played in every possible game of his three-year career. The Dallas native has played in 119 career games. If Miller plays in all possible 32 games this season, he will match Brandon Parish's TCU record of 136 games played.

BETTER IN THE BIG 12

After totaling just six Big 12 wins in its first three seasons in the conference, TCU has 16 in now the third season that Jamie Dixon is the head coach. Dixon is 17-23 in the Big 12, improving the 6-48 record TCU had in the Big 12 in the first three years after TCU left the Mountain West Conference in 2013.

AT THE START OF CONFERENCE PLAY

TCU started conference play with at least 11 wins for the sixth time ever and the third time under third-year coach Jamie Dixon.

Wins Before Conference	Season
12	2017-18; 2014-15
11	2018-19; 2016-17; 1998-99; 1997-98

■ TCU started the season 12-2 for the second-straight season.

FIRST TIME IN A WHILE

TCU won its first Big 12 Conference opener when it beat Baylor 85-81 on Jan. 5. It was also its first conference opening win since Jan. 6, 2010 when TCU beat Air Force 59-50 in the Mountain West.

FALL COMES, FROGS RISE

■ Since the 2014-15 season, the Frogs have gone 32-3 in the month of November and 55-8 in November and December combined.
 ■ Under Jamie Dixon (since 2016-17), TCU has gone 34-4 in November and December combined.
 ■ TCU had won 18-straight in November dating back to the 2015-16 season, until the loss to Lipscomb on Nov. 20 this season.

ED AND RAE SCHOLLMAYER ARENA FACTS

Ed Schollmaier is the retired CEO of Alcon Laboratories, Inc., while the late Rae Schollmaier was a dedicated civic volunteer. Through the Schollmaier Foundation, they are both longtime philanthropic leaders in Fort Worth. Of the \$72 million of renovations that went into the previously known Daniel-Meyer Coliseum, the Schollmaier's provided the lead gift of \$10 million. The Daniel-Meyer name is still prominent as the entire area is known as the Daniel-Meyer Athletic Complex. Ed Schollmaier routinely sits courtside at the half-court line.

WHAT \$72 MILLION INCLUDED

- Lowered Playing Surface
- Wider Concourses
- New Concession Stands
- Court Side Club Lounge
- Team Meeting Rooms
- Food Court
- TCU Athletics Hall of Fame
- Sport Offices
- New Locker Rooms
- Expanded Sports Medicine
- New Video Boards

FORT WORTH FACTS

- 16th-largest city in the United States and the fifth-largest in Texas
- Youngest city in Texas with an average age of 31.5
- Named one of the Most Underrated Cities in the United States (TravelPulse.com)
- Named one of eight underrated US destinations you should visit right now (Oyster.com)
- One of the best cities to buy a home (No. 5, Forbes)
- Top 10 city for young professionals (No. 6, Forbes)
- Fort Worth Zoo is ranked No. 4 in the US (USA Today)

TCU-HPU CANCELED

TCU's game at Hawaii Pacific on Dec. 28 was canceled. The statement released from TCU Athletics said: Under the current circumstances, it was not appropriate to play the game. Our thoughts and prayers are with Hawaii Pacific and the basketball team at this time. HPU was mourning the loss of teammate Emil Isovich, who died on Dec. 26.

TOURNAMENT CHAMPIONS

Since Jamie Dixon became the head coach at TCU in spring of 2016, the Frogs have won all three of the mid-season tournaments they've played in. TCU won the Global Sports Classic in Las Vegas with wins over UNLV and Washington (Nov. 25-26, 2016) and the Emerald Coast Classic with wins over New Mexico and St. Bonaventure (Nov. 24-25, 2017). The Frogs won the Diamond Head Classic (Dec. 22-25, 2018) with wins over Charlotte, Bucknell and Indiana State.

SIX IN DOUBLE FIGURES

TCU has had three games where six players have scored in double figures. It came in a 96-61 win over USC on Dec. 7, an 82-65 win over Bucknell on Dec. 23 and a 98-67 win over West Virginia on Jan. 15.

COUSY AWARD WATCH LIST

Senior Alex Robinson was selected as one of 20 players on the watch list for the Bob Cousy Award. This honor recognizes the top point guard in men's basketball. The list will be narrowed down to 10 in mid-February and then five finalists will be selected in March that will be presented to Bob Cousy and the selection committee. The winner of this award will be presented at the 5th annual ESPN College Basketball Awards Show live from Los Angeles on Friday, April 12.

CONSECUTIVE 20-POINT GAMES

Desmond Bane scored 22 against Oral Roberts and 23 against Fresno State. It's the first time a TCU player had back-to-back 20-point games since Vladimir Brodziansky scored 21 points at Oklahoma on Jan. 13, 2018 and then 26 points against Iowa State on Jan. 17, 2018.

FROGS INK THREE IN 2019 SIGNING CLASS

TCU signed three in the November signing period for the class of 2019. Francisco Farabello, PJ Fuller and Diante Smith are each four-star and top 100 recruits and make up the Frogs' signing class that was ranked No. 3 in the Big 12 and No. 15 in the nation by 247Sports. More on pg. 6.

REPEAT?

TCU will attempt to make consecutive NCAA Tournament appearances for the second time ever and the first time since the 1952-53 season.



FORT WORTH

20 WINS

TCU will attempt to reach the 20-win plateau for the third consecutive season for the second time in school history. Last season, the Horned Frogs recorded back-to-back 20-win seasons for the first time since the 1998-99 season, the third of three straight seasons with 20 wins. Jamie Dixon has recorded 20 wins in 14 of the 15 seasons he's been a head coach.

TCU IS EXPERIENCED

Entering the season, TCU ranked 16th among NCAA Division I schools for the most points on their roster with 3,245. The list includes only players who are active in 2018-19 (transfers who must sit out this season are not included). Lipscomb tops the list at 6,040 points and Kansas State is second at 4,650 points. No other TCU opponent appears in the top 16.

TCU IS INEXPERIENCED

TCU is one of the youngest teams in the country this season. The Frogs are one of 21 NCAA Division I teams in the country with two or fewer scholarship seniors on the team. Big 12 teams Kansas (1), Oklahoma State (1) and Texas (2) also appear on the list.

TCU is one of 16 NCAA Division I teams in the country with a combined eight or more scholarship freshmen and sophomores on the team. Big 12 schools Kansas (8) and Texas (9) are also on the list.

CLOSE LOSSES LAST SEASON

Nine of TCU's 12 losses last season came by five points or fewer, including three in overtime. Only two losses came by more than seven points. TCU's last three losses of the season were to teams that made the elite eight. Overall, seven of TCU's 12 losses were to elite eight teams (Kansas, Kansas State, Syracuse and Texas Tech).

BEST ROSTER EVER?

On Oct. 2, NCAA.com's Joe Bozell listed five teams that he believes could have their most talented roster in program history this season. TCU had some great teams in the Billy Tubbs era with Kurt Thomas leading the way, but Bozell believes this year's Frog squad might be TCU's best. He also lists Auburn, Kansas State, Nevada and Tennessee.

TCU VS. USC AT DICKIES ARENA IN 2019

TCU will play USC in Fort Worth's new Dickies Arena on Dec. 6, 2019, as part of a two-year agreement between the two schools. Dickies Arena, a 14,000-seat multipurpose venue scheduled to open November 2019, is located adjacent to the Will Rogers Memorial Center campus, a 3-mile drive from TCU. This will be the first college game played in the arena that is also scheduled to host the American Athletic Conference Men's Basketball Championship (2020-2022) and the first-and-second round games of the NCAA men's basketball tournament in 2022.

WHY IS FORT WORTH CALLED COWTOWN?

Established in 1849 and named to honor General William Jenkins Worth, Camp Worth began as an Army outpost on the north-facing bluff overlooking the Clear Fork of the Trinity River. It was one of eight forts built and assigned to protect Texas settlers from Native American attacks along Texas's western frontier.

From the 1860s into the late 1870s, Fort Worth was the king of the cattle industry and earned its nickname – Cowtown. Hell's Half Acre, located where downtown Fort Worth is today, became the place to be for cowboys looking for entertainment. A cowboy could hang his hat, take off his boots, and settle in for a night of gambling, partying, and trouble in civilization's last stop on the Chisholm Trail before the long cattle drive north to Kansas City. Now it is the scene of vibrant restaurants, live music, and less bawdy entertainments.

PRESEASON RANKINGS

In addition to the AP and USA Today Coaches Poll, TCU was in the Top 25 in several preseason publications. NBC Sports - 15th (Sept. 24) by Rob Dauster Street & Smith's Magazine - 18th CBS Sports - 20th (July 21) by Gary Parrish ESPN's BPI - 23rd (July 29) NCAA.com - 23rd (June 4) by Andy Katz's Power 36 Blue Ribbon Yearbook - 25th (Sept. 18)

KENRICH WILLIAMS IN THE NBA

It had been five years since a form TCU player had appeared on an NBA roster until 2018 graduate Kenrich Williams suited up for the New Orleans Pelicans on Oct. 17. Williams went undrafted and played on the Denver Nuggets' NBA Summer League team. He joined the Pelicans on July 24 and worked his way on to the opening day roster. Among the many accomplishments while at TCU, Williams was a two-time All-Big 12 player and one of four TCU players ever with 1,000 career points and 800 career rebounds. He was the 2017 Most Outstanding Player in the NIT.

JAMIE DIXON RADIO SHOW

The Jamie Dixon Radio Show will air five times this season from Railhead Smokehouse in Fort Worth on 92.1 Hank FM. The head coach will talk hoops with the "Voice of the Frogs" Brian Estridge from 7-8 p.m. on Jan. 3, Jan. 10, Feb. 14, Feb. 21 and March 7.

HOME ATTENDANCE, THE DIXON FACTOR

Attendance has gone up every year since Jamie Dixon was named head coach in 2016. In fact, the top three season attendance averages in TCU history all have occurred with Jamie Dixon on the court.

2018-19: TCU has sold out of season tickets this season. The record number of 4,931 season tickets were sold by Oct. 23. Last season's total was 4,745.

2017-18: Last season, TCU's average attendance was 6,561 over the 18 home games, a school record for highest average attendance in a season. The old record was 6,341 during the 1986-87 season at Daniel-Meyer Coliseum. It was Jamie Dixon's senior season.

■ TCU's average attendance for Big 12 Conference games was 6,835.

■ An announced crowd of 7,368 witnessed TCU's 82-73 win over No. 7 West Virginia on Jan. 22. It was the most in renovated Schollmaier Arena history and the third-most to ever see a TCU home game. Included in that total was 1,510 scanned student tickets. TCU has an undergrad enrollment of around 8,000.

2016-17: During Dixon's first season as the coach at TCU, the Frogs had an average attendance of 6,127, which is the third-most in program history.

■ The Frogs sold a total of 3,704 season tickets for the 2015-16 season, the year prior to Dixon's arrival.

TCU IN OVERTIME

The Frogs have posted an all-time record of 49-67 in overtime games and 35-30 in overtime games

MEDIA INFORMATION

INTERVIEW REQUESTS

Interviews with TCU basketball student-athletes and coaches must be scheduled directly through the TCU Athletics Communications Office by contacting Steven Schoon (s.schoon@tcu.edu). Requests should be made at least 24 hours in advance. While telephone interviews with local media members are permissible, in-person interviews with student-athletes and coaches are recommended and encouraged.

All practices are generally closed unless otherwise specified. TV crews and photographers are only permitted to shoot practice after receiving permission from the Media Relations Office.

MEDIA WILL CALL

All media passes available for pickup on game day will be left at media will call, located in the main tunnel of Ed and Rae Schollmaier Arena.

MEDIA CREDENTIAL REQUESTS

All credential requests for home TCU basketball games will only be accepted through an online system (SportsSystems.com/TCU). Please visit the site for complete instructions on submitting the application form. All credential requests for an outlet must be made at one time, and only those applications submitted by an outlet's sports editor or sports director will be considered. Requests should be received no later than noon, two days prior to the game. For more information, contact Steven Schoon at (817) 257-5299.

GAME DAY SERVICES

The TCU Athletics Communications Office will provide rosters of both teams, game notes, statistics and media guides to accredited media members for each home contest inside the media room on the lower level of Ed and Rae Schollmaier Arena. Complete statistics and game books will be available following each game. Media wishing to file stories after the game may do so in the press conference/media room, while food and drinks will be available for working media members prior to each home game in the same location.

RADIO BROADCASTS

Four (4) courtesy telephone lines, as well as two (2) ISDN SPIDS, are available courtside on press row for the visiting team's official radio station. The visitor's radio location is at the end of press row. The TCU/IMG Sports Network is located on the opposite end of press row. TCU Director of Broadcasting Brian Estridge serves as the local contact when placing phone line orders. He can be contacted at (817) 257-5462 or via email at b.estrIDGE@tcu.edu. Also, for ease of operation, all outgoing calls should be placed with either a calling card or by collect. If problems are encountered TCU's Bruce Hudson is on call during all TCU home games.

PHOTOGRAPHERS

As prescribed in NCAA and Big 12 Conference guidelines, working photographers will be limited to the court baseline areas for game-time shooting. No photographers will be allowed to shoot courtside from in front of either the officials or press row tables. Additionally, tripods will not be allowed at courtside or along the end lines. Strobe light installations must first gain approval by TCU Associate Athletics Director Ross Bailey. He can be reached at (817) 257-5658 or via email (r.bailey@tcu.edu). No upper-level shooting platforms are available inside Schollmaier Arena. Space does not allow for freelancers. Photographers who wish to cover TCU home games must apply for credentials.

TCU ON THE RADIO

TCU men's basketball games are broadcast live on the radio in the DFW Metroplex on 570 KLIF AM and/or 88.7 KTCU FM and the TuneIn App (all games). Brian Estridge will serve as the primary play-by-play announcer, while he will be joined by John Denton. Broadcasts will also be available online on GoFrogs.com for FrogVision subscribers.

POSTGAME INTERVIEWS

TCU head coach Jamie Dixon and requested student-athletes will be available for interviews in the media area, located on the lower level of Ed and Rae Schollmaier Arena, following a brief cooling off period. If requested, opposing coaches and student-athletes can be available to the media in the media area prior to TCU's arrival.

To request specific players to attend the postgame press conference, contact Steven Schoon during the second half of the game. The TCU locker room is closed to the media both at home and on the road.

BIG 12 COACHES' TELECONFERENCE

The Big 12 men's basketball coaches will participate in a weekly media-only teleconference. The teleconference begins at 9:52 a.m. CT. The call can also be heard live and on replay online at Big12Sports.com. Listed below is the tentative weekly schedule. Please contact either the TCU or Big 12 media relations staffs for the call-in and replay phone numbers.

TELECONFERENCE DATES:

Thursday, Jan. 3
Thursday, Jan. 10
Thursday, Jan. 17
Thursday, Jan. 24
Thursday, Jan. 31
Thursday, Feb. 7
Thursday, Feb. 14
Thursday, Feb. 21
Thursday, Feb. 28
Monday March 11
*Monday, March 18
(For coaches advancing to postseason)

SCHEDULE OF COACHES:

9:52 a.m. - Shaka Smart, Texas
10:00 a.m. - Bill Self, Kansas
10:08 a.m. - Jamie Dixon, TCU
10:16 a.m. - Mike Boynton, Oklahoma State
10:32 a.m. - Bob Huggins, West Virginia
10:24 a.m. - Scott Drew, Baylor
10:40 a.m. - Chris Beard, Texas Tech
10:48 a.m. - Steve Prohm, Iowa State
10:56 a.m. - Bruce Weber, Kansas State
11:04 a.m. - Lon Kruger, Oklahoma

WAIT... FORT WORTH IS ALSO CALLED FUNKYTOWN?

In the 1980s, the city was first dubbed "Funky Fort Worth" by R&B and hip-hop performers sustaining the city's rich legacy of blues and jazz. Since then, the words "Fort Worth" and "funky" have appeared together in retail, music, politics and media. It's also been a response for Austin's rallying cry "Keep Austin Weird," which started in 2000 by Austin librarian "Red" Wassencih, who grew up in Fort Worth.

Around the turn of the 21st century, "Keep Fort Worth Funky" became less about music and more of a mantra for supporting local businesses, local characters and an offbeat way of life.



at home since 1961. TCU is a combined 5-1 in games that extend beyond two overtimes in its history. Jamie Dixon is 20-11 all-time in overtime games and 5-3 in double overtime contests.

■ TCU played four overtime periods in its first five Big 12 games this season.

■ TCU played back-to-back overtime games, a 99-98 (2OT) loss at Texas and a 102-97 (OT) loss at Oklahoma, for the eighth time in school history and the first time since the 2001-02 season a 82-71 loss at Houston on Jan. 15 and an 87-85 loss to Tulane on Jan. 19.

FAMILY AFFAIR

Redshirt freshman Lat Mayen is first cousins with sophomore Kouat Noi. Both grew up in Africa before moving east to Australia.

WELCOME TO TCU, SCOTT CROSS

Scott Cross joined the staff in the summer as an assistant coach. Cross compiled a record of 225-161 over 12 seasons as the head coach at UT Arlington from 2006-18. He was the 2012 Southland Coach of the Year, the 2012 NABC District 23 Coach of the Year and a 2012 finalist for the Hugh Durham National Coach of the Year award. His Mavericks teams advanced to the postseason five times under his watch, including a quarterfinal appearance in the 2017 NIT and a Sun Belt Conference regular-season title in 2017.

OFFENSE UP UNDER DIXON

In head coach Jamie Dixon's first two years at TCU, the Frogs have put up some of the best offensive numbers in school history. Included in that are school records for field goal percentage at .496 last season and assists at 686 in 2016-17.

Category	2016-17 (rk)	2017-18 (rk)
Total Points	2,914 (3)	2,708 (T6)
Field Goals	1,064 (3)	-
Field Goal %	-	.496 (1)
3pt Field Goals	280 (2)	274 (3)
3pt Field Goal %	-	.395 (2)
Assists	686 (1)	615 (4)
Assists Per Game	16.9 (8)	18.6 (6)

Conference Only

Total Points	1,243 (7)	1,464 (1)
Field Goals	459 (8)	520 (1)
3pt Field Goals	129 (2)	152 (1)
3pt Field Goal %	-	.395 (2)
Assists	283 (2)	333 (1)
Assists Per Game	15.7 (T8)	18.5 (T3)

2018-19 BIG 12 PRESEASON POLL

Team (First-place votes)	Points
1. Kansas (8)*	80
2. K-State (2)	73
3. West Virginia	61
T4. TCU	54
T4. Texas	54
6. Iowa State	41
7. Texas Tech	36
8. Oklahoma	21
9. Baylor	20
10. Oklahoma State	10

* - Unanimous Selection

Coaches are not permitted to vote for their own team.

QUICK LOOK AT LAST SEASON

■ TCU made its first NCAA Tournament appearance since 1998.

■ TCU's nine conference wins were its most since the 2000-01 season when it went 9-7 in the WAC.

■ TCU won 20 games in consecutive seasons for the first time since the 1998-99 campaign.

■ TCU's 21 regular-season wins were its most since the 1997-98 regular season.

■ The Frogs were ranked for eight consecutive weeks.

■ TCU was ranked as high as No. 10 in the AP Top 25 on Dec. 25, which was its highest ranking in school history.

2018-19 TCU POLL HISTORY

Date	AP Top 25	USA Today Coaches Poll
Preseason	20 (311)	21 (153)
Nov. 12	21 (323)	N/A
Nov. 19	18 (388)	18 (199)
Nov. 26	RV (8)	RV (7)
Dec. 3	RV (9)	NR
Dec. 10	RV (13)	RV (14)
Dec. 17	RV (17)	RV (24)
Dec. 25	RV (6)	RV (17)
Dec. 31	RV (20)	RV (27)
Jan. 7	25 (99)	RV (44)
Jan. 13	RV (12)	RV (24)

2019 SIGNING CLASS

Francisco Farabello | 6-2 | Guard | Argentina

247Sports: Four Stars | No. 93 Overall

Currently plays for NBA Global Academy in Canberra, Australia. Last summer, he played for Argentina in the FIBA U18 Americas Championship and averaged 8.3 points, 5.3 assists and 4.3 rebounds a game. Farabello also participated in Basketball Without Borders Americas 2017 in Nassau, Bahamas and the Basketball Without Borders Global Camp at NBA All-Star 2018 in Los Angeles.

PJ Fuller | 6-4 | Guard | Seattle

247Sports: Four Stars | No. 63 Overall | No. 6 SG

Currently plays at Findlay Prep in Henderson, Nev. Averaged 17.7 points, 6.8 rebounds and 5.0 assists per game last season as a junior at Garfield High School. He helped lead Garfield to the state title, one season after leading Nathan Hale High School to a state title and the USA Today Super 25 national title.

Diante Smith | 6-6 | Forward | Fort Walton Beach, Fla.

247Sports: Four Stars | No. 96 Overall

Averaged 17.5 points, 6.8 rebounds and 2.6 assists last season as a junior at Choctawhatchee High School. Smith was named all-state twice and all-area and team MVP three times.

LAST FIVE GAMES ONLY

#	Player	gp-gs	min	avg	Total		3-Point		F-Throw		Rebounds										pts	avg
					fg-fga	fg%	3fg-fga	3fg%	ft-fa	ft%	off	def	tot	avg	pf	dq	a	to	blk	stl		
25	ROBINSON, Alex	5-5	171	34.2	22-57	.386	8-21	.381	23-33	.697	4	20	24	4.8	14	0	32	20	1	6	75	15.0
01	BANE, Desmond	5-5	174	34.8	29-55	.527	8-14	.571	8-10	.800	9	18	27	5.4	16	1	13	7	2	5	74	14.8
12	NOI, Kouat	5-1	115	23.0	24-42	.571	15-29	.517	10-12	.833	1	5	6	1.2	16	1	4	5	1	9	73	14.6
10	FISHER, Jaylen	1-1	22	22.0	4-11	.364	1-4	.250	2-2	1.000	1	2	3	3.0	4	0	2	2	0	0	11	11.0
15	MILLER, JD	5-5	156	31.2	17-42	.405	2-10	.200	14-23	.609	13	31	44	8.8	8	0	14	5	0	5	50	10.0
21	SAMUEL, Kevin	5-5	124	24.8	19-31	.613	0-0	.000	5-11	.455	19	16	35	7.0	19	1	1	7	10	1	43	8.6
22	NEMBARD, RJ	4-3	92	23.0	8-22	.364	5-12	.417	7-10	.700	0	8	8	2.0	8	0	4	4	2	0	28	7.0
05	DAVIS, Kendric	5-0	95	19.0	11-28	.393	1-6	.167	6-8	.750	0	9	9	1.8	8	0	12	8	0	6	29	5.8
11	MAYEN, Lat	4-0	38	9.5	5-8	.625	3-6	.500	5-6	.833	2	6	8	2.0	4	0	1	4	1	2	18	4.5
00	ARCHIE, Kaden	1-0	6	6.0	1-2	.500	0-1	.000	1-2	.500	0	0	0	0.0	1	0	0	0	0	1	3	3.0
31	ASCHIERIS, Owen	2-0	7	3.5	0-2	.000	0-2	.000	4-4	1.000	0	2	2	1.0	0	0	0	3	0	0	4	2.0
Team											8	3	11					2				
Total.....		5	1000		140-300	.467	43-105	.410	85-121	.702	57	120	177	35.4	98	3	83	67	17	35	408	81.6
Opponents.....		5	1000		133-290	.459	22-83	.265	82-118	.695	52	116	168	33.6	89	-	69	68	16	31	370	74.0

JAMIE DIXON FILE

Born _____ Nov. 10
Birthplace _____ Burbank, Calif.
Hometown _____ Holleywood, Calif.
High School _____ Notre Dame HS
Alma Mater _____ TCU (1987)
Wife _____ Jacqueline

PLAYING EXPERIENCE

1984-87 _____ TCU
1988 _____ Lacrosse Catbirds (CBA)
1989-1990 _____ Hawke's Bay Hawks (New Zealand-NBL)

COACHING EXPERIENCE

2016-present _____ TCU Head Coach
2003-2016 _____ University of Pittsburgh Head Coach
1999-2003 _____ University of Pittsburgh Associate Head Coach
1998-1999 _____ University of Hawaii Assistant Coach
1994-1998 _____ Northern Arizona University Assistant Coach
1992-1994 _____ University of Hawaii Assistant Coach
1991-1992 _____ University of California-Santa Barbara Graduate Assistant
1989-1991 _____ Los Angeles Valley Junior College Assistant
1989 _____ Te Aute College Head Coach

COACH OF THE YEAR HONORS

2011 _____ Sporting News National Coach of the Year
2010 _____ Jim Phelan National Coach of the Year
2010 _____ Madison Square Garden Coach of the Decade
2009 _____ USA Basketball National Coach of the Year
2009 _____ Naismith National Coach of the Year
2009 _____ USBWA District 2 Coach of the Year
2004 _____ Big East Coach of the Year

CHAMPIONSHIPS

2011 _____ Big East Regular-Season Championship
2009 _____ FIBA Under-19 World Championship Gold Medal
2008 _____ Big East Tournament Championship
2004 _____ Big East Regular-Season Championship

NBA PLAYERS (AS HEAD COACH)

Steven Adams _____ No. 12 in 2013 NBA Draft
DeJuan Blair _____ No. 37 in 2009 NBA Draft
Aaron Gray _____ No. 49 in 2007 NBA Draft
Lamar Patterson _____ No. 48 in 2014 NBA Draft
Chris Taft _____ No. 42 in 2005 NBA Draft
Kenrich Williams _____ Undrafted in 2018
Sam Young _____ No. 36 in 2009 NBA Draft

ADMINISTRATIVE COMMITTEES

NABC Board of Directors _____ 2011-present
NCAA Ethics Coalition _____ 2009-present
Leadership Panel-Pentagon _____ May of 2014

ACADEMIC HONORS

Top-10 Percent Academic Performance Rate _____ 2010-11
Top-10 Percent Academic Performance Rate _____ 2011-12
Top-10 Percent Academic Performance Rate _____ 2013-14

COACHING TREE - HEAD COACHING SUCCESS

John Alesi _____ Baruch College (N.Y.) Head Coach
Bill Barton _____ South Kent School (Conn.) Head Coach
David Cox _____ Rhode Island Head Coach
Joe Lombardi _____ Indiana Pa. Head Coach
David Patrick _____ UC Riverside Head Coach
Pat Skerry _____ Towson Head Coach

JAMIE DIXON YEAR-BY-YEAR

Year	School	Overall	Conference	Standing	Finish
2003-04	Pittsburgh	31-5 (.861)	13-3 (.813)	1st	NCAA Sweet 16
2004-05	Pittsburgh	20-9 (.689)	10-6 (.625)	5th	NCAA First Round
2005-06	Pittsburgh	25-8 (.758)	10-6 (.625)	T-4th	NCAA Second Round
2006-07	Pittsburgh	29-8 (.783)	12-4 (.750)	T-2nd	NCAA Sweet 16
2007-08	Pittsburgh	27-10 (.730)	10-8 (.556)	7th	NCAA Second Round
2008-09	Pittsburgh	31-5 (.861)	15-3 (.833)	T-2nd	NCAA Elite Eight
2009-10	Pittsburgh	25-9 (.735)	13-5 (.722)	T-2nd	NCAA Second Round
2010-11	Pittsburgh	28-6 (.824)	15-3 (.833)	1st	NCAA Third Round
2011-12	Pittsburgh	22-17 (.564)	5-13 (.278)	T-13th	CBI Champions
2012-13	Pittsburgh	24-9 (.727)	12-6 (.667)	4th	NCAA Second Round
2013-14	Pittsburgh	26-10 (.722)	11-7 (.611)	5th	NCAA First Round
2014-15	Pittsburgh	19-15 (.559)	8-10 (.444)	T-9th	NIT Third Round
2015-16	Pittsburgh	21-12 (.636)	9-9 (.500)	T-9th	NCAA First Round
2016-17	TCU	24-15 (.615)	6-12 (.333)	T-7th	NIT Champions
2017-18	TCU	21-12 (.636)	9-9 (.500)	5th	NCAA First Round
2018-19	TCU	13-3	2-2		
At Pittsburgh		328-123 (.727)	143-81 (.638)	---	---
At TCU		58-30 (.659)	17-23 (.425)	---	---
Overall Career		386-153 (.715)	160-106 (.602)	---	---

JAMIE DIXON BY THE NUMBERS

COACHING HONORS

National Coach of the Year 4
Region Coach of the Year 1
Conference Coach of the Year 1

NATIONAL ACHIEVEMENTS

NIT Championship 1
NCAA Tournament app. 12
NCAA Tournament wins 12
NCAA Tournament games 24
Elite Eight appearances 1
Sweet Sixteen appearances 3
Earned No. 1 seed 2
Earned a high seed (1-5) 7
Total postseason appearances 15

TEAM ACCOMPLISHMENTS

Overall record 373-150
Winning percentage .715
30-win seasons 2
25-win seasons 8
20-win seasons 14
20-win/10-league win seasons 10
10-win league seasons 10

CONFERENCE ACHIEVEMENTS

Total conference titles 3
Regular season W-L 158-104
Regular season win. pct. .603
Regular season titles 2
Tournament titles 1
Tournament title game app. 4
Conference tournament wins 17

DIXON'S PLAYERS

NBA players 5
NBA draftees 6
Consensus All-Americans 4
All-Region honorees 16
Conf. Player of the Year 1
Conf. Freshman of the Year 2
Conf. Most Improved Player 4
Total Conf. award winners 18
All-Conference selections 23
Conference Player of the Week 19
Conference Rookie/Newcomer of the Week 14
1,000-point scorers 20

DIXON'S YOUNG ACTING CAREER

As a youngster growing up in North Hollywood, Dixon had an acting career. He still is a card-carrying member of the Screen Actors Guild. In his early 20s, Dixon was in a Bud Light commercial that featured a woman dunking on him. The commercial was one of the more popular basketball ads of the year and aired on virtually every basketball event.

At age 12, Dixon fired a space gun in a commercial for Mattel. At age 10, he was the star of a TV commercial for Rice Krispies, pretending to celebrate a birthday while eating cereal. At age 5, he did a TV commercial for Volvo, sitting in the back seat and smiling while his father played the driver. He was also in a Kentucky Fried Chicken commercial. Father Jim Dixon was an actor and screenwriter who starred in a variety of movies and productions.

A weekly review of the top performing Horned Frogs alumni, who are currently playing in pro basketball.

Courtesy of Sports I.T. Solutions / Eurobasket.com

- Updated Jan. 11

#1. Trey Zeigler (6'5"-G-91, graduated '15, plays pro in Romania) led Voluntari to a victory over the fourth-ranked Braila (0-11) crushing them 126-40 in the Romanian Liga Nationala last Saturday. He was MVP of the game. Zeigler recorded 30 points (!!!) and grabbed 5 rebounds in a mere 17 minutes. CSO Voluntari (9-2) is placed first in Group B. It was his team's fourth consecutive victory in a row. They will play only one more game in the Regular Season. And that game will be critical. It's Zeigler's first season with the team. He has individually a very good year with high stats. Zeigler averages 22.6ppg, 5.6rpg, 2.3apg and 2.7spg in 10 games he played so far.

#2. Kyan Anderson (5'11"-PG-92, graduated '15, plays in Kosovo) could not help Prishtina (1-2) in their last game on Wednesday. Despite Anderson's very good performance the third-placed Prishtina (1-2) was crushed 107-85 on the road by the second-ranked Pinar Karsiyaka in the group I of FIBA Europe Cup. He was the top scorer with 26 points. Anderson also added 7 rebounds and dished 6 assists. There are only three games left until the end of the FIBA Europe Cup Second Stage. So now every game is very crucial. Anderson has relatively good stats this season 12.5ppg, 3.3rpg, 6.6apg and 1.3spg.

#3. Garlon Green (6'7"-G/F-91, graduated '13, currently in Russia) contributed to an easy victory against the closely-ranked Gran Canaria (6-11) crushing them 99-70 in the Euroleague in Thursday night's game. Green recorded 11 points in 20 minutes. BC Khimki Moscow Region (7-11) is placed 11th in the Euroleague. It's Green's first season with the team. This year he averages 4.6ppg and 1.2rpg in nine games.

#4. Nikola Gacesa (6'9"-F-87, graduated '11, plays pro in Slovakia) was the major contributor in Levice's victory against the league outsider Lucenec (1-18) crushing them 98-64 in the Slovakian SBL last Saturday. He scored 20 points and added 4 passes. BK Levicki Patrioti (14-5) is placed second in the SBL. It was his team's third consecutive victory in a row. It's Gacesa's first season with the team. This year Gacesa has very high stats. He averages 17.3ppg, 5.1rpg and 1.4apg.

#5. Experienced Kevin Langford (6'8"-F/C-85, graduated '09, plays in Finland) was not able to help KTP Basket Kotka (12-8) in their last game. Despite Langford's good performance KTP Basket Kotka lost 87-98 on the opponent's court to the lower-ranked (#4) Kauhajoki. He scored 14 points, grabbed 8 rebounds and dished 4 assists in 36 minutes. It's Langford's first season with the team. Langford has relatively good stats this year 12.7ppg, 5.2rpg and 2.6apg in 20 games.

#6. Chris Washburn (6'8"-F-93, graduated '17, currently in Slovakia) was the main contributor in a Iskra Svit's victory against the closely-ranked Rieker KN 90-86 in the Slovakian SBL in Saturday night's game. Washburn was MVP of the game. He scored 17 points, grabbed 5 rebounds and made 2 blocks. Washburn has relatively good stats this season 11.7ppg, 6.9rpg and 1.8apg.

#7. Zvonko Buljan (6'9"-C-87, graduated '10, plays pro in Romania) contributed to Pitesti's victory against the third-ranked Craiova 96-92 in the Romanian Liga Nationala last Sunday. Buljan recorded 14 points, 9 rebounds and 3 assists in 24 minutes. This year he averages 9.5ppg, 5.5rpg, 2.3apg and 1.3spg in four games.

#8. Vladimir Brodziansky (6'11"-F-94, graduated '18, plays in Spain) managed to help Rio Natura Monbus Obradoiro CAB to win against the closely-ranked Andorra 69-68 in the Spanish Liga Endesa on Sunday night. Brodziansky scored only 3 points and grabbed 8 rebounds. This season he averages 9.0ppg and 5.1rpg.

#9. Kenrich Williams (6'7"-G-94, graduated '18, currently in the NBA) contributed to an easy victory against the Cleveland Cavaliers 140-124 in the NBA in Wednesday night's game. Williams scored only 4 points in 7 minutes on the court. This year he averages 1.3ppg in 12 games.

#10. Chauncey Collins (6'0"-PG-95, graduated '16, plays pro in Lithuania) was not able to secure a victory for Nevezis in their game against P.Zvaigzdes in the Lithuanian LKL. Collins scored 7 points. His team was crushed by 25 points 92-67. He has relatively good stats this season 13.0ppg, 2.9rpg and 3.2apg.

Other former Texas Christian University players, who play in pro basketball:

Nate Butler Lind (6'6"-SF-89, played in 2011-13) plays for Correcaminos de Colon in Panamanian LPB

Jarvis Ray (6'6"-G-90) plays for Enosis Neon Paralimni in Cypriot Division A

Marin Bavecic (6'1"-PG-88) plays for Monthey in Swiss SBL

Ahmed Hamdy (6'9"-F-93) plays for BC Rustavi 1991 in Georgian Superleague

J.R. Cadot (6'5"-F/G-87) plays for Real Canoe in Spanish LEB Gold

John Velez (6'8"-F-83) plays for Fast Break in Colombian LPB

Brandon Parrish (6'6"-G-94) plays for Schalke in German ProA

Connell Crossland (6'7"-F-91) plays for San Marcos in Salvadorean Liga Superior

Bingo Merriex (6'9"-PF-80) plays for Gifu Swoops in Japanese B League D3

TCU'S LONGEST

	2018-19	UNDER DIXON
Longest Winning Streak	9	17*
Longest Losing Streak	2	7

* Over two seasons

RECORD WHEN

	2018-19	UNDER DIXON
at Home	8-1	37-10
on the Road	1-2	8-17
Neutral Site	4-0	12-3
Leading at halftime	10-2	49-8
Trailing at halftime	3-1	8-21
Tied at halftime		0-1
Overtime		3-3
Out-shooting the opposition	13-1	52-10
Out-shot by the Opposition	0-2	5-21
Shooting the Same		1-0
TCU shoots 50% or better from field	7-0	32-4
TCU shoots 40-49% from field	6-2	24-18
TCU shoots under 40% from field	0-1	4-4
Opp. shoots 50% or better from field	1-0	7-13
Opp. shoots 40-49% from field	4-3	32-15
Opp. shoots under 40% from field	8-0	19-2
TCU outrebounds opponent	10-2	51-15
Opp. outrebounds TCU	3-0	7-11
Tied in rebounds	0-1	0-5
TCU records 10 or more steals	2-1	15-1
TCU records 15 or more assists	12-2	32-9
TCU commits less than 15 turnovers	9-1	37-20
TCU commits 15 or more turnovers	1-2	16-8
Turnovers are equal	1-0	3-1
TCU commits less turnovers than opp.	9-0	32-9
TCU commits more turnovers than opp.	3-2	19-17
TCU shoots 50% or better from the line	12-3	54-28
TCU shoots under 50% from the line		3-2
TCU shoots 70% or better from the line	8-1	30-12
TCU scores 59 points or less		0-4
TCU scores between 60-69 points	2-2	10-12
TCU scores between 70-79 points	2-1	9-8
TCU scores between 80-89 points	6-0	25-4
TCU scores between 90-99 points	3-0	13-2
TCU scores 100+ points		1-0
Playing in November	4-1	18-1
Playing in December	7-0	16-3
Playing in January	2-2	9-12
Playing in February		8-8
Playing in March		7-6
Playing on Saturday	2-1	12-15
Playing on Sunday	3-0	5-0
Playing on Monday	1-0	7-2
Playing on Tuesday	2-1	10-2
Playing on Wednesday	2-1	12-7
Playing on Thursday	1-0	3-1
Playing on Friday	2-0	9-3
Playing during the afternoon (before 5)	4-1	11-12
Playing during the evening	9-2	47-18
Games decided by three points or less	0-1	7-8
Games decided by four to 10 points	4-2	18-13
Games decided by 11-20 points	5-0	20-8
Games decided by more than 20 points	4-0	13-1
Winning the opening tip	10-2	36-8
In white uniforms	12-1	45-9
In purple uniforms	1-2	11-17
In anthracite uniforms		1-1
In white retro (FROGS) uniforms		1-3
In purple retro (FROGS) uniforms		
vs. Top 25 Teams	0-2	3-16
as a Top 25 Team	3-3	11-8

TCU'S LARGEST

SEASON	UNDER DIXON
Lead	37 (vs. USC, 12/7/18) 45 (vs. Tennessee Tech, 11/13/17)
Deficit	11, 2x (last Kansas, 1/9/19) 28 (vs. Texas Tech, 2/3/18)
Margin of Victory	35 (vs. USC, 12/7/18) 37, 2x (last vs. Tennessee Tech, 11/13/17)
Margin of Defeat	9, 3x (last vs. West Virginia, 1/15/19) 21 (vs. Iowa State, 3/10/17)
Halftime Lead	20, 2x (last vs. USC, 12/7/18) 32 (vs. Alabama State, 11/14/16)
Halftime Deficit	9 (vs. CSU Bakersfield, 11/7/18) 24 (vs. Texas Tech, 2/3/18)
Deficit in Win	11 (vs. CSU Bakersfield, 11/7/18) 17 (vs. Washington, 11/30/16)
Halftime Deficit in Win	9 (vs. CSU Bakersfield, 11/7/18) 9 (vs. CSU Bakersfield, 11/7/18)
Lead in Loss	14 (vs. Lipscomb, 11/20/18) 14 (vs. Lipscomb, 11/20/18)
Halftime Lead in Loss	6 (at Oklahoma, 1/12/19) 6 (at Oklahoma, 1/12/19)

TCU AWARDS

ALEX ROBINSON	
Bog Cousy Award Watch List	10/15/18
Preseason All-Conference Honorable Mention	10/17/18
Basketball Hall of Fame Classic Most Outstanding Player	12/7/18
Diamond Head Classic Most Outstanding Player	12/25/18

JAYLEN FISHER	
Diamond Head Classic All-Tournament Team	12/25/18

RECORD WATCH

Rnk	No.	Player	Years
20.	1,137	Mickey McCarty	1966-68
21.	1,125	Kenrich Williams	2015-18
22.	1,114	Gary Landers	1973-76
23.	1,101	James Penny	1995-98
T-24.	1,098	Junior Blount	2002-03
T-24.	1,098	Brent Hackett	2005-08
26.	1,095	Ronnie Moss	2009-11
27.	1,084	Ronny Stevenson	1957-59
28.	1,081	Jeff Jacobs	1994-97
29.	1,060	Ricky Hall	1970-72
30.	1,057	Doug Arnold	1982-83
31.	1,044	Damion Walker	1996-97
32.	1,026	James Cash	1966-69
33.	1,019	Amric Fields	2010-15
34.	1,013	George Mcleod	1949-52
35.	1,002	Wayne Kreis	1964-67
-	955	Alex Robinson	2016-pres.
-	928	JD Miller	2015-pres.
-	925	Desmond Bane	2016-pres.

Rnk	No.	Player	Years
1.	575	Corey Santee	2002-05
2.	549	Alex Robinson	2016-present
3.	514	Prince Fowler	1997-99
4.	480	Kyan Anderson	2011-15
5.	475	Jeff Jacobs	1994-97

Rnk	No.	Player	Years
1.	7.0	Tony Edmond	1989-90
2.	6.4	Alex Robinson	2016-present
3.	5.8	Hank Thorns	2010-12
	5.8	Greedy Daniels	2000-01
5.	5.3	Prince Fowler	1997-99

Rnk	No.	Player	Years
1.	136	Brandon Parrish	2013-17
2.	131	Karviar Shepherd	2013-17
3.	129	Kyan Anderson	2011-15
	129	Garlon Green	2009-13
5.	125	Femi Ibikunle	2004-07
6.	123	Neiman Owens	2005-08
	123	Corey Santee	2002-05
8.	122	Brent Hackett	2005-08
9.	121	Blake Adams	2004-07
	121	Reggie Smith	1989-92
-	119	JD Miller	2015-pres.

Rnk	No.	Player	Years
1.	49	Karviar Shepherd	2013-14
2.	39	Damion Walker	1995-96
3.	27	Kevin Samuel	2018-19

STREAKS

TEAM W/L - OVERALL	
Overall	W, 1
Home	W, 5
Road	L, 2
Neutral site	W, 4
Unranked teams	W, 10

TEAM W/L - RANKED OPPONENTS	
Ranked teams overall	L, 5
last win: Jan. 22, 2018 vs. #7 West Virginia	
Ranked teams home	L, 1
last win: Jan. 22, 2018 vs. #7 West Virginia	
Ranked teams road	L, 48
last win: Jan. 19, 1998 at #24 Hawaii	
Ranked teams neutral site	W, 1
last win: Dec. 8, 2017 vs. #22 Nevada	

LEADING TCU IN SCORING	
Bane	1

LEADING TCU IN REBOUNDS	
Samuel	1

LEADING TCU IN ASSISTS	
Robinson	1

DOUBLE-FIGURE SCORING GAMES	
Robinson	6
Noi	2
Bane	1
Mayen	1
Miller	1
Samuel	1

GAMES WITH A 3-POINTER	
TCU*	119
Noi	16
Bane	4
Robinson	3
Davis	1
Mayen	1
Miller	1

* Has made at least one 3-pointer in 861-of-863 games

DUNKS

Samuel	28
Miller	15
Noi	5
Bane	4
Nembhard	3
Archie	1
Robinson	1
Total	57

CHARGES TAKEN

Archie	3
Samuel	2

#1 DESMOND BANE

6-5 | 215 | G | JR | RICHMOND, IND. | SETON CATHOLIC HS

Highlights

Coming off a season-high 26 points against West Virginia
One of three players to rank top 20 in scoring and rebounding and top 15 in assists in the Big 12
Ranks 7th in the Big 12 in scoring average, 14.7
Ranks 5th in the Big 12 in assists/turnover ratio, 2.2
Ranks 4th in the Big 12 in minutes played, 33.9
Scored 18 of his season-high 24 points against Central Michigan in the first half
Recorded his first-career double-double in the season opener against CSU Bakersfield
Scored 10 or more points in 38 of his last 49 games
Made at least one three in 42 of his last 49 games
Was ranked the No. 6 shooter and No. 98 player overall in Athlon Sports magazine preseason

Prior to this season: Three-point percentage of 46.1% was first in the Big 12 last season as a sophomore... Scored a career high 27 points at Iowa State on 10-of-15 shooting... Named Emerald Coast Classic All-Tournament Team... As a freshman (2016-17) was named Big 12 Men's Basketball Newcomer of the Week after scoring 18 points and grabbing seven rebounds against Bradley (12/21/16)... As a freshman, tied for the team-lead in 3-point percentage at .380 (30-for-79)... Played AAU for Indiana Elite, averaged 30.0 points, 11.5 rebounds, 6.1 assists and 3.2 blocks per game during his senior season... At Seton Catholic HS, had a career-high 62-point outing his senior season, averaged 24.9 points per game and 10.6 rebounds, while scoring over 1,900 points.

Personal: Born June 25, 1998... Guardian is his uncle, Tony Bane... Majoring in business.

Season	gp-gs	min/avg	Total		3-Point		F-Throws		Rebounds				Scoring			
			fg-fga	pct	fg-fga	pct	ft-fa	pct	off	def	tot	avg	pf	fo	ast	to
2016-17	39-13	807/20.7	102-198	.515	30-79	.380	43-56	.768	27	86	113	2.9	74	1	38	39
2017-18	33-32	1005/30.5	145-269	.539	59-128	.461	64-82	.780	15	119	134	4.1	76	3	82	58
2018-19	16-16	542/33.9	92-173	.532	23-58	.397	28-33	.848	20	70	90	5.6	33	1	49	22
TOTAL	88-61	2354/26.8	339-640	.530	112-265	.423	135-171	.789	62	275	337	3.8	183	5	169	119

Opponent	Date	gs	min	Total		3-Pointers		Free throws		Rebounds				pf	a	t/o	blk	stl	pts	avg	
				fg-fga	pct	3fg-fga	pct	ft-fa	pct	off	def	tot	avg								
CSU BAKERSFIELD	11/7/18	*	36	5-12	.417	0-3	.000	4-5	.800	1	9	10	10.0	1	3	1	0	0	14	14.0	
ORAL ROBERTS	11/11/18	*	37	8-14	.571	2-4	.500	4-5	.800	1	1	2	6.0	2	5	2	0	2	22	18.0	
FRESNO STATE	11/15/18	*	40	10-15	.667	2-3	.667	1-1	1.000	2	5	7	6.3	2	1	3	0	1	23	19.7	
LIPSCOMB	11/20/18	*	34	2-8	.250	0-2	.000	0-0	.000	0	4	4	5.8	4	6	3	1	0	4	15.8	
EASTERN MICHIGAN	11/26/18	*	36	4-11	.364	1-7	.143	2-2	1.000	1	4	5	5.6	1	3	1	1	3	11	14.8	
CENTRAL MICHIGAN	11/30/18	*	32	8-11	.727	4-6	.667	4-4	1.000	2	7	9	6.2	2	3	0	3	1	24	16.3	
at SMU	12/05/18	*	37	4-10	.400	1-4	.250	0-0	.000	1	5	6	6.1	2	3	2	1	1	9	15.3	
vs USC	12/07/18	*	25	4-7	.571	2-4	.500	1-1	1.000	1	3	4	5.9	1	4	1	0	1	11	14.8	
INDIANA STATE	12/16/18	*	31	7-9	.778	1-3	.333	2-3	.667	1	4	5	5.8	1	3	1	2	1	17	15.0	
vs Charlotte	12/22/18	*	25	4-7	.571	0-3	.000	2-2	1.000	0	4	4	5.6	1	3	1	1	2	10	14.5	
vs Bucknell	12/23/18	*	35	7-14	.500	2-5	.400	0-0	.000	1	6	7	5.7	0	2	0	0	0	16	14.6	
vs Indiana State	12/25/18	*	36	1-3	.333	0-0	.000	2-2	1.000	0	3	3	5.5	1	2	0	0	1	4	13.8	
BAYLOR	01/05/19	*	28	8-11	.727	3-4	.750	3-3	1.000	1	4	5	5.5	5	3	1	0	1	22	14.4	
at Kansas	01/09/19	*	37	6-10	.600	1-1	1.000	0-0	.000	0	4	4	5.4	4	2	2	0	0	13	14.3	
at Oklahoma	01/12/19	*	39	3-13	.231	1-4	.250	2-2	1.000	3	4	7	5.5	3	6	2	1	1	9	13.9	
WEST VIRGINIA	01/15/19	*	34	11-18	.611	3-5	.600	1-3	.333	5	3	8	5.6	3	0	2	1	2	26	14.7	
Totals			16	542	92-173	.532	23-58	.397	28-33	.848	20	70	90	5.6	33	49	22	11	17	235	14.7

Games played: 16
Minutes/game: 33.9
Points/game: 14.7
FG Pct: 53.2
3FG Pct: 39.7
FT Pct: 84.8

Rebounds/game: 5.6
Assists/game: 3.1
Turnovers/game: 1.4
Assist/turnover ratio: 2.2
Steals/game: 1.1
Blocks/game: 0.7



GAME HIGHS

Points

Season 26 (1/15/19 vs. West Virginia)
Career 27 (2/21/18 at Iowa State)

Rebounds

Season 10 (11/7/18 vs. CSU Bakersfield)
Career 10, 2x (last 11/7/18 vs. CSU Bakersfield)

Assists

Season 6, 2x (last 1/12/19 at Oklahoma)
Career 6, 2x (last vs. 11/20/18 vs. Lipscomb)

Steals

Season 3 (11/26/18 vs. Eastern Michigan)
Career 3, 3x (last 11/26/18 vs. Eastern Michigan)

Blocks

Season 3 (11/30/18 vs. Central Michigan)
Career Same

Field Goals

Season 11 (1/15/19 vs. West Virginia)
Career Same

Field Goal Attempts

Season 18 (1/15/19 vs. West Virginia)
Career Same

3-Point Field Goals:

Season 4 (11/30/18 vs. Central Michigan)
Career 6 (11/13/17 vs. TTU)

3-Point Field Goal Attempts

Season 7 (11/26/18 vs. Eastern Michigan)
Career 10 (11/13/17 vs. TTU)

Free Throws

Season 4, 3x (last 11/30/18 vs. CMU)
Career 8 (2/24/18 vs. Baylor)

Free Throw Attempts

Season 5, 2x (last 11/11/18 vs. Oral Roberts)
Career 10 (2/24/18 vs. Baylor)

Minutes

Season 40 (11/15/18 vs. Fresno State)
Career 42 (1/2/18 at Baylor)

MISCELLANEOUS STATS

Year	Season	Career	W/L
20+ Points:	5	8	7-1
10+ Points:	11	49	39-10
10+ Rebs:	1	2	2-0
Double-Doubles:	1	1	1-0
5+ Assists:	1	3	3-0
Led Team In Points:	6	14	12-2
Led Team In Rebounds:	1	6	6-0
Led Team In Assists:	1	2	1-1

#5 KENDRIC DAVIS

5-11 | 180 | G | FR | HOUSTON, TEXAS | SAM HOUSTON HS

Highlights

Had a career-best 14 points against Lipscomb

Scored four points on four free throws, all in the final five minutes of the close game, in his TCU debut on Nov. 7 against CSU Bakersfield

Prior to this season: Earned a four-star rating by ESPN, 247Sports and Rivals... Was a nominee for the McDonald's All-American Game... Named to the second team of the ALL-USA Texas Boys Basketball Team by USA Today as a senior... Was a member of the TABC Boys' All-State Class 6A Team as a senior junior and sophomore... Named 20-6A District MVP as a senior, junior and sophomore... Ranked as the No. 23 point guard in the nation and No. 9 player in Texas by 247Sports... Ranked as the No. 100 player and No. 22 point guard nationally by Rivals... Averaged 22.6 points and 6.6 assists per game while shooting 79 percent from the field, 51.3 percent from three and 82 percent from the free throw line as a senior... Led Sam Houston to a 29-5 record... All-Greater Houston Area First Team as a junior and a senior... Averaged 23.0 points and 7.4 assists per game as a junior... Averaged 19.1 points and 7.3 assists as a sophomore.

Personal: Born May, 14, 1999... Son of John Davis (father) and Patricia Davis (mother)... Roommates with Kaden Archie, Russell Barlow and assistant coach Corey Barker's son, Mike... Majoring in sports management.



GAME HIGHS

Points

Season 14 (11/20/18 vs. Lipscomb)

Career Same

Rebounds

Season 6 (11/11/18 vs. Oral Roberts)

Career Same

Assists

Season 6 (11/30/18 vs. Central Michigan)

Career Same

Steals

Season 1 (11/11/18 vs. Oral Roberts)

Career Same

Blocks

Season -

Career Same

Field Goals

Season 5, 2x (last 12/25/18 vs. Indiana State)

Career Same

Field Goal Attempts

Season 9 (12/25/18 vs. Indiana State)

Career Same

3-Point Field Goals:

Season 1, 3x (1/15/19 vs. West Virginia)

Career Same

3-Point Field Goal Attempts

Season 3 (12/5/18 at SMU)

Career Same

Free Throws

Season 4, 2x (last 11/20/18 vs. Lipscomb)

Career Same

Free Throw Attempts

Season 6 (11/20/18 vs. Lipscomb)

Career Same

Minutes

Season 24 (1/15/19 vs. West Virginia)

Career Same

MISCELLANEOUS STATS

Year	Season	W/L
10+ Points:	2	1-1
10+ Rebs:	-	0-0
Double-Doubles:	-	0-0
5+ Assists:	1	1-0
Led Team In Points:	-	0-0
Led Team In Rebounds:	-	0-0
Led Team In Assists:	-	0-0

			Total		3-Point		F-Throws		Rebounds											Scoring	
Season	gp-gs	min/avg	fg-fga	pct	fg-fga	pct	ft-fa	pct	off	def	tot	avg	pf	fo	ast	to	blk	stl	pts	avg	
2018-19	16-0	212/13.3	30-69	.435	3-14	.214	22-32	.688	3	21	24	1.5	17	0	28	16	0	10	85	5.3	
TOTAL	16-0	212/13.3	30-69	.435	3-14	.214	22-32	.688	3	21	24	1.5	17	0	28	16	0	10	85	5.3	

Opponent	Date	gs	min	Total		3-Pointers		Free throws		Rebounds				pf	a	t/o	blk	stl	pts	avg
				fg-fga	pct	3fg-fga	pct	ft-fa	pct	off	def	tot	avg							
CSU BAKERSFIELD	11/7/18	9	0-0	.000	0-0	.000	4-4	1.000	0	2	2	2.0	2	1	1	0	0	4	4.0	
ORAL ROBERTS	11/11/18	17	2-7	.286	0-1	.000	2-3	.667	1	5	6	4.0	1	1	1	0	1	6	5.0	
FRESNO STATE	11/15/18	9	0-3	.000	0-1	.000	0-2	.000	0	0	0	2.7	0	1	0	0	0	0	3.3	
LIPSCOMB	11/20/18	12	5-7	.714	0-2	.000	4-6	.667	0	1	1	2.3	1	1	1	0	0	14	6.0	
EASTERN MICHIGAN	11/26/18	4	2-2	1.000	0-0	.000	0-0	.000	0	0	0	1.8	1	1	2	0	0	4	5.6	
CENTRAL MICHIGAN	11/30/18	12	1-3	.333	0-0	.000	2-4	.500	0	2	2	1.8	1	6	0	0	1	4	5.3	
at SMU	12/05/18	12	1-4	.250	1-3	.333	0-0	.000	1	0	1	1.7	0	1	0	0	0	3	5.0	
vs USC	12/07/18	12	2-3	.667	1-1	1.000	3-4	.750	0	1	1	1.6	0	1	1	0	0	8	5.4	
INDIANA STATE	12/16/18	12	3-6	.500	0-0	.000	0-0	.000	0	0	0	1.4	0	1	2	0	0	6	5.4	
vs Charlotte	12/22/18	14	3-6	.500	0-0	.000	1-1	1.000	1	1	2	1.5	3	2	0	0	1	7	5.6	
vs Bucknell	12/23/18	4	0-0	.000	0-0	.000	0-0	.000	0	0	0	1.4	0	0	0	0	1	0	5.1	
vs Indiana State	12/25/18	18	5-9	.556	0-1	.000	0-0	.000	0	0	0	1.3	0	1	0	0	2	10	5.5	
BAYLOR	01/05/19	15	2-3	.667	0-1	.000	2-4	.500	0	1	1	1.2	2	1	2	0	1	6	5.5	
at Kansas	01/09/19	22	2-6	.333	0-1	.000	0-0	.000	0	4	4	1.4	1	3	3	0	2	4	5.4	
at Oklahoma	01/12/19	16	0-4	.000	0-1	.000	2-2	1.000	0	2	2	1.5	1	3	2	0	0	2	5.2	
WEST VIRGINIA	01/15/19	24	2-6	.333	1-2	.500	2-2	1.000	0	2	2	1.5	4	4	1	0	1	7	5.3	
Totals		0	212	30-69	.435	3-14	.214	22-32	.688	3	21	24	1.5	17	28	16	0	10	85	5.3

Games played: 16
Minutes/game: 13.3
Points/game: 5.3
FG Pct: 43.5
3FG Pct: 21.4
FT Pct: 68.8

Rebounds/game: 1.5
Assists/game: 1.8
Turnovers/game: 1.0
Assist/turnover ratio: 1.8
Steals/game: 0.6

#11 LAT MAYEN

6-9 | 210 | F | R-FR | ADELAIDE, AUSTRALIA | AUSTRALIA BASKETBALL CENTER OF EXCELLENCE

Highlights

Had a career game vs. West Virginia with career highs in points, rebounds, field goals and minutes played

Scored first collegiate points on Nov. 15 vs. Fresno State

Did not play vs. Oral Roberts (11/11) due to a left knee injury

Prior to this season: Considered the No. 1 player in the 2017 Australian class... A four-star recruit and the No. 2 ranked player in Australia by AUSA Hoops... Represented Australia at the 2016 Albert Schweitzer Tournament in Germany... Rated a three-star prospect by Rivals... Averaged 12.0 points, 5.3 rebounds and 0.8 assists for Basketball Australia Centre of Excellence during the 2016-17 season... Shot 38.5 percent from the field and 39.5 percent from 3-point range... Attended Concordia College for school and graduated in December of 2016... Represented South Australia in the Australian U20 national team in 2016 and averaged 11.5 points and 7.1 rebounds per game while shooting 44 percent from the field... Made the U19 Australia national team in 2017... Led the Sturt Sabres to a 50-3 record with in his final season with the club... At the 2015 Australian School Championships, averaged 24.8 points and 10.3 rebounds per game, while shooting 51 percent from the field.

Personal: Born Aug. 16, 1998... Son of Agok Anyiwe (mother)... Originally from Sudan... Cousin of teammate Kouat Noi... Roommates with Angus McWilliam, Kevin Samuel and RJ Nembhard... Majoring in youth advocacy educational studies.



GAME HIGHS

Points

Season 12 (1/15/19 vs. West Virginia)

Career Same

Rebounds

Season 6 (1/15/19 vs. West Virginia)

Career Same

Assists

Season 1 (1/12/19 at Oklahoma)

Career Same

Steals

Season 2 (1/15/19 vs. West Virginia)

Career Same

Blocks

Season 1, 2x (last 1/15/19 vs. West Virginia)

Career Same

Field Goals

Season 3, 2x (last 1/15/19 vs. West Virginia)

Career Same

Field Goal Attempts

Season 6 (1/15/19 vs. West Virginia)

Career Same

3-Point Field Goals:

Season 3 (1/15/19 vs. West Virginia)

Career Same

3-Point Field Goal Attempts

Season 6 (1/15/19 vs. West Virginia)

Career Same

Free Throws

Season 3 (1/15/19 vs. West Virginia)

Career Same

Free Throw Attempts

Season 4 (1/15/19 vs. West Virginia)

Career Same

Minutes

Season 26 (1/15/19 vs. West Virginia)

Career Same

MISCELLANEOUS STATS

Year	Season	Career	W/L
10+ Points:	1	1	1-0
10+ Rebs:	-	-	0-0
Double-Doubles:	-	-	0-0
5+ Assists:	-	-	0-0
Led Team In Points:	-	-	0-0
Led Team In Rebounds:	-	-	0-0
Led Team In Assists:	-	-	0-0

Season	gp-gs	min/avg	Total		3-Point		F-Throws		Rebounds				Scoring			
			fg-fga	pct	fg-fga	pct	ft-fa	pct	off	def	tot	avg	pf	fo	ast	to
2018-19	9-0	68/7.6	9-18	.500	5-13	.385	5-6	.833	3	7	10	1.1	7	0	1	7
TOTAL	9-0	68/7.6	9-18	.500	5-13	.385	5-6	.833	3	7	10	1.1	7	0	1	7

Opponent	Date	gs	min	Total		3-Pointers		Free throws		Rebounds				pf	a	t/o	blk	stl	pts	avg	
				fg-fga	pct	3fg-fga	pct	ft-fa	pct	off	def	tot	avg								
CSU BAKERSFIELD	11/7/18		6	0-1	.000	0-1	.000	0-0	.000	0	0	0	0.0	0	0	1	0	0	0.0		
ORAL ROBERTS	11/11/18		dnp	-	-	-	-	-	-	-	-	-	-	-	-	-	-	-	-		
FRESNO STATE	11/15/18		4	1-3	.333	0-1	.000	0-0	.000	0	0	0	0.0	1	0	0	1	0	2	1.0	
LIPSCOMB	11/20/18		11	3-3	1.000	2-2	1.000	0-0	.000	0	1	1	0.3	1	0	1	0	0	8	3.3	
EASTERN MICHIGAN	11/26/18		4	0-1	.000	0-1	.000	0-0	.000	0	0	0	0.3	1	0	1	0	0	0	2.5	
CENTRAL MICHIGAN	11/30/18		dnp	-	-	-	-	-	-	-	-	-	-	-	-	-	-	-	-	-	
vs USC	12/07/18		dnp	-	-	-	-	-	-	-	-	-	-	-	-	-	-	-	-	-	
INDIANA STATE	12/16/18		dnp	-	-	-	-	-	-	-	-	-	-	-	-	-	-	-	-	-	
vs Charlotte	12/22/18		5	0-2	.000	0-2	.000	0-0	.000	1	0	1	0.4	0	0	0	0	0	0	2.0	
vs Bucknell	12/23/18		dnp	-	-	-	-	-	-	-	-	-	-	-	-	-	-	-	-	-	
vs Indiana State	12/25/18		6	2-2	1.000	0-0	.000	2-2	1.000	0	0	0	0.3	1	0	0	0	0	6	2.7	
BAYLOR	01/05/19		4	0-0	.000	0-0	.000	0-0	.000	0	1	1	0.4	0	0	1	0	0	0	2.3	
at Kansas	01/09/19		dnp	-	-	-	-	-	-	-	-	-	-	-	-	-	-	-	-	-	
at Oklahoma	01/12/19		2	0-0	.000	0-0	.000	0-0	.000	0	1	1	0.5	1	1	1	0	0	0	2.0	
WEST VIRGINIA	01/15/19		26	3-6	.500	3-6	.500	3-4	.750	2	4	6	1.1	2	0	2	1	2	12	3.1	
Totals			0	68	9-18	.500	5-13	.385	5-6	.833	3	7	10	1.1	7	1	7	2	3	28	3.1

Games played: 9
Minutes/game: 7.6
Points/game: 3.1
FG Pct: 50.0
3FG Pct: 38.5
FT Pct: 83.3

Rebounds/game: 1.1
Assists/game: 0.1
Turnovers/game: 0.8
Assist/turnover ratio: 0.1
Steals/game: 0.3
Blocks/game: 0.2

#12 Kouat Noi

6-7 | 210 | F | R-SO | NEWCASTLE, AUSTRALIA | MONTVERDE ACADEMY (FLA.)

Highlights

Made at least one 3-pointer in 16-straight games, the longest active streak in the Big 12 and 10th longest active streak among major conference players.

Made at least one 3-pointer in 29 of his last 30 games

Ranks 10th in the Big 12 in scoring average, 14.2

Ranks 3rd in the Big 12 in 3-pointers made per game, 2.6

Ranks 6th in the Big 12 in 3-point percentage, 41.5

Scored in double figures in all but two games this season

Scored 30 points at No. 23 Oklahoma (1/12/19), the most by a TCU player since Garlon Green scored 31 at Rice on Dec. 12, 2012.

Made 8 3-pointers at No. 23 Oklahoma (1/12/19), the most since Hank Thorns made 8 on Feb. 14, 2012 vs. UNLV.

One of 5 TCU players to ever make 8 threes in a game.

Scored in double figures in all but two games

Was unavailable in the first three games of the season

Prior to this season: Scored at least 10 points 18 times including a season-high 19 against Oklahoma State (2/17/18) last season as a freshman... Made at least one 3-pointer in all but seven games... Ranked fourth in the Big 12 in 3-point percentage at 43.4 percent as a freshman (2017-18) and tied with Desmond Bane with a team-best 59 made 3-pointers... Fifty percent of his field goals made were from 3-point range... Field goal percentage of 49.6 ranked 12th in the Big 12. Competed at Montverde Academy Prep in Montverde, Fla. during the 2015-16 season... Was a consensus three-star recruit and the No. 19 ranked player in the state of Florida by 247Sports... Ranked No. 7 overall in the 2016 Australian Class rankings according to AUSAHoops.com.

Personal: Born Oct. 29, 1997 in Khartoum, Sudan... Moved to Australia in 2002... Moved to America in 2014... Son of Ater Dhiu (father), who lives in Melbourne, Australia and Soura Peter (mother), who lives in Sydney, Australia... Roommates with Yuat Alok... Cousin of teammate Lat Mayen... Majoring in criminal justice.

Season	gp-gs		min/avg		Total		3-Point		F-Throws		Rebounds				Scoring	
					fg-fga	pct	fg-fga	pct	ft-fa	pct	off	def	tot	avg	pf	pts
2017-18	33-9	726/22.0	118-238	.496	59-136	.434	40-66	.606	37	91	128	3.9	62	1	24	335
2018-19	13-1	310/23.8	66-132	.500	34-82	.415	18-22	.818	15	34	49	3.8	27	1	15	184
TOTAL	46-10	1036/22.5	184-370	.497	93-218	.427	58-88	.659	52	125	177	3.8	89	2	39	519

Opponent	Date	gs	min	Total		3-Pointers		Free throws		Rebounds				pf	a	t/o	blk	stl	pts	avg
				fg-fga	pct	3fg-fga	pct	ft-fa	pct	off	def	tot	avg							
CSU BAKERSFIELD	11/7/18	dnp		-	-	-	-	-	-	-	-	-	-	-	-	-	-	-	-	
ORAL ROBERTS	11/11/18	dnp		-	-	-	-	-	-	-	-	-	-	-	-	-	-	-	-	
FRESNO STATE	11/15/18	dnp		-	-	-	-	-	-	-	-	-	-	-	-	-	-	-	-	
LIPSCOMB	11/20/18	23		1-7	.143	1-7	.143	1-2	.500	0	9	9	9.0	1	0	1	1	1	4	4.0
EASTERN MICHIGAN	11/26/18	27		11-15	.733	5-8	.625	0-0	.000	0	2	2	5.5	2	4	1	0	1	27	15.5
CENTRAL MICHIGAN	11/30/18	23		7-12	.583	1-5	.200	1-2	.500	1	0	1	4.0	3	1	1	0	0	16	15.7
at SMU	12/05/18	30		5-14	.357	2-7	.286	0-0	.000	4	2	6	4.5	1	3	1	1	2	12	14.8
vs USC	12/07/18	25		6-14	.429	2-8	.250	0-0	.000	1	5	6	4.8	1	0	0	1	0	14	14.6
INDIANA STATE	12/16/18	20		3-9	.333	2-3	.667	2-2	1.000	5	3	8	5.3	0	1	0	0	0	10	13.8
vs Charlotte	12/22/18	18		6-11	.545	3-7	.429	0-0	.000	3	1	4	5.1	1	1	1	0	2	15	14.0
vs Bucknell	12/23/18	29		3-8	.375	3-8	.375	4-4	1.000	0	7	7	5.4	2	1	1	0	2	13	13.9
vs Indiana State	12/25/18	15		3-4	.750	2-3	.667	4-4	1.000	0	0	0	4.8	4	1	1	0	3	12	13.7
BAYLOR	01/05/19	20		4-7	.571	1-3	.333	0-0	.000	0	1	1	4.4	2	1	0	0	0	9	13.2
at Kansas	01/09/19	28		3-7	.429	2-5	.400	2-4	.500	1	1	2	4.2	2	1	3	1	3	10	12.9
at Oklahoma	01/12/19	34		10-14	.714	8-12	.667	2-2	1.000	0	1	1	3.9	3	0	0	0	2	30	14.3
WEST VIRGINIA	01/15/19	*	18	4-10	.400	2-6	.333	2-2	1.000	0	2	2	3.8	5	1	1	0	1	12	14.2
Totals		1	310	66-132	.500	34-82	.415	18-22	.818	15	34	49	3.8	27	15	11	4	17	184	14.2

Games played: 13
Minutes/game: 23.8
Points/game: 14.2
FG Pct: 50.0
3FG Pct: 41.5
FT Pct: 81.8

Rebounds/game: 3.8
Assists/game: 1.2
Turnovers/game: 0.8
Assist/turnover ratio: 1.4
Steals/game: 1.3
Blocks/game: 0.3



GAME HIGHS

Points

Season 30 (1/12/19 at Oklahoma)

Career Same

Rebounds

Season 9 (11/20/18 vs. Lipscomb)

Career 9, 2x (last 11/20/18 vs. Lipscomb)

Assists

Season 4 (11/26/18 vs. Eastern Michigan)

Career Same

Steals

Season 3 (1/9/19 at Kansas)

Career 3, 3x (last 1/9/19 at Kansas)

Blocks

Season 1, 4x (last 1/9/19 at Kansas)

Career 2 (1/27/18 at Vanderbilt)

Field Goals

Season 11 (11/26/18 vs. Eastern Michigan)

Career Same

Field Goal Attempts

Season 15 (11/26/18 vs. Eastern Michigan)

Career 17 (2/12/18 at West Virginia)

3-Point Field Goals:

Season 8 (1/12/19 at Oklahoma)

Career Same

3-Point Field Goal Attempts

Season 12 (1/12/19 at Oklahoma)

Career Same

Free Throws

Season 4, 2x (last 12/25/18 vs. Ind. St.)

Career 7 (12/5/17 vs. SMU)

Free Throw Attempts

Season 4 (12/25/18 vs. Ind. St.)

Career 9 (11/13/17 vs. TTU)

Minutes

Season 34 (1/12/19 at Oklahoma)

Career Same

MISCELLANEOUS STATS

Year	Season	Career	W/L
10+ Points:	10	28	21-7
10+ Rebs:	-	-	0-0
Double-Doubles:	-	-	0-0
5+ Assists:	-	-	0-0
Led Team In Points:	3	6	4-2
Led Team In Rebounds:	1	0	0-1
Led Team In Assists:	0	0	0-0

#15 JD MILLER

6-8 | 235 | F | SR | DALLAS, TEXAS | SEAGOVILLE HS

Highlights

Ranks 9th in the Big 12 in rebounding average, 6.8

Has scored in double figures in all but five games this season

Scored in double figures in five-straight games to start the season, the longest such streak of his career.

Had a career-best seven assists against Oral Roberts

Has played in every possible game of his career and is on pace to match Brandon Parrish's career games played record of 136

Prior to this season: Averaged 7.9 points and 3.8 rebounds as a junior last season (2017-18) and scored at least 10 points 10 times... Started 36 of 37 games and averaged 7.2 points and 3.2 rebounds as a sophomore (2016-17)... Coming out of high school, was a four-star recruit and the 19th best small forward in the nation according to ESPN.com... Ranked No. 10 overall among ESPN's 2015 Top Texas Recruits and sits just outside the top-10 among all players in the Midlands region ... Was a three-star rated recruit according to Rivals and Scout.com, led Seagoville High School to a 20-12 record, while averaging 24.5 points and 13 boards in his senior year... Was district MVP and 5A all-state.

Personal: Born Dec. 1, 1996... JD is short for Jalon Demarco... Son of Byron Miller... Majoring in sociology.



GAME HIGHS

Points

Season 15 (12/5/18 at SMU)
Career 21 (1/17/18 vs. Iowa State)

Rebounds

Season 12, 2x (last 1/12/19 at Oklahoma)
Career 12, 3x (last 1/12/19 at Oklahoma)

Assists

Season 7 (11/11/18 vs. Oral Roberts)
Career Same

Steals

Season 1, 7x (last 1/9/19 vs. Kansas)
Career 3, 2x (last 11/20/17 vs. Omaha)

Blocks

Season 1, 2x (last 12/5/18 at SMU)
Career 5, 2x (last 11/24/17 vs. New Mexico)

Field Goals

Season 6 (2x, last 12/25/18 vs. Indiana State)
Career 9 (12/18/17 vs. Texas Southern)

Field Goal Attempts

Season 11, 2x (last 1/12/19 at Oklahoma)
Career 17 (1/28/17 vs. Auburn)

3-Point Field Goals:

Season 2, 2x (last 11/15/18 vs. Fresno State)
Career 5 (1/17/18 vs. Iowa State)

3-Point Field Goal Attempts

Season 5 (11/15/18 vs. Fresno State)
Career 6, 2x (last 1/17/18 vs. Iowa State)

Free Throws

Season 7 (12/5/18 at SMU)
Career 7, 2x (last 12/5/18 at SMU)

Free Throw Attempts

Season 9 (11/26/18 vs. Eastern Michigan)
Career 12 (1/17/18 vs. Iowa State)

Minutes

Season 36, 2x (last 12/5/18 at SMU)
Career Same

MISCELLANEOUS STATS

Year	Season	Career	W/L
10+ Points:	10	35	26-9
10+ Rebs:	4	6	3-3
Double-Doubles:	2	3	2-1
5+ Assists:	2	4	3-1
Led Team In Points:	1	6	3-3
Led Team In Rebounds:	6	15	7-8
Led Team In Assists:	1	3	1-2

Season	gp-gs	min/avg	Total fg-fga pct	3-Point fg-fga pct	F-Throws ft-fa pct	Rebounds off def tot avg	Scoring pf fo ast to blk stl pts avg
2015-16	33-3	640/19.4	72-189 .381	6-20 .300	73-103 .709	63 78 141 4.3	52 0 21 50 18 26 223 6.8
2016-17	37-36	697/18.8	101-239 .423	32-101 .317	34-56 .607	30 90 120 3.2	47 0 37 39 15 19 268 7.2
2017-18	33-24	655/19.8	101-214 .472	19-61 .311	41-62 .661	42 84 126 3.8	46 1 33 37 18 20 262 7.9
2018-19	16-16	455/28.4	59-118 .500	8-34 .235	49-72 .681	34 75 109 6.8	31 0 35 14 2 10 175 10.9
TOTAL	119-79	2447/20.6	333-760 .438	65-216 .301	197-293 .672	169 327 496 4.2	176 1 126 140 53 75 928 7.8

Opponent	Date	gs	min	Total		3-Pointers		Free throws		Rebounds				pf	a	t/o	blk	stl	pts	avg	
				fg-fga	pct	3fg-fga	pct	ft-fa	pct	off	def	tot	avg								
CSU BAKERSFIELD	11/7/18	*	34	5-7	.714	2-4	.500	1-1	1.000	2	4	6	6.0	2	0	0	1	0	13	13.0	
ORAL ROBERTS	11/11/18	*	26	6-8	.750	1-2	.500	0-0	.000	2	4	4	5.0	3	7	0	0	0	13	13.0	
FRESNO STATE	11/15/18	*	36	4-8	.500	2-5	.400	4-4	1.000	2	5	7	5.7	1	1	1	0	1	14	13.3	
LIPSCOMB	11/20/18	*	24	3-5	.600	0-1	.000	5-8	.625	1	2	3	5.0	1	1	1	0	1	11	12.8	
EASTERN MICHIGAN	11/26/18	*	17	3-3	1.000	0-0	.000	5-9	.556	1	3	4	4.8	3	3	0	0	0	11	12.4	
CENTRAL MICHIGAN	11/30/18	*	27	3-6	.500	0-2	.000	0-3	.000	4	8	12	6.0	2	2	2	0	1	6	11.3	
at SMU	12/05/18	*	36	4-9	.444	0-3	.000	7-9	.778	4	3	7	6.1	2	1	0	1	0	15	11.9	
vs USC	12/07/18	*	24	5-7	.714	1-3	.333	3-3	1.000	1	2	3	5.8	3	5	2	0	1	14	12.1	
INDIANA STATE	12/16/18	*	26	2-7	.286	0-0	.000	3-4	.750	2	6	8	6.0	2	1	1	0	1	7	11.6	
vs Charlotte	12/22/18	*	18	4-8	.500	0-2	.000	1-2	.500	2	3	5	5.9	0	0	0	0	0	9	11.3	
vs Bucknell	12/23/18	*	31	3-8	.375	0-2	.000	6-6	1.000	2	4	6	5.9	4	0	2	0	0	12	11.4	
vs Indiana State	12/25/18	*	35	6-11	.545	0-4	.000	0-0	.000	3	7	10	6.3	2	4	2	0	0	12	11.4	
BAYLOR	01/05/19	*	33	4-7	.571	0-0	.000	5-9	.556	3	7	10	6.5	1	4	1	0	1	13	11.5	
at Kansas	01/09/19	*	25	1-6	.167	1-4	.250	0-0	.000	1	8	9	6.7	1	0	1	0	1	3	10.9	
at Oklahoma	01/12/19	*	28	2-11	.182	0-0	.000	5-8	.625	6	6	12	7.1	4	1	0	0	0	9	10.8	
WEST VIRGINIA	01/15/19	*	35	4-7	.571	1-2	.500	4-6	.667	0	3	3	6.8	0	5	1	0	3	13	10.9	
Totals			16	455	59-118	.500	8-34	.235	49-72	.681	34	75	109	6.8	31	35	14	2	10	175	10.9

Games played: 16
Minutes/game: 28.4
Points/game: 10.9
FG Pct: 50.0
3FG Pct: 23.5
FT Pct: 68.1

Rebounds/game: 6.8
Assists/game: 2.2
Turnovers/game: 0.9
Assist/turnover ratio: 2.5
Steals/game: 0.6
Blocks/game: 0.1

#21 KEVIN SAMUEL

6-11 | 250 | C | R-FR | CODRINGTON VILLAGE, BARBUDA | REDEMPTION CHRISTIAN (TEXAS)

Highlights

Ranks 3rd in the Big 12 and 9th in the nation in field goal percentage, 69.8

Ranks 5th in the Big 12 in blocks per game, 1.7

Ranks 7th in the Big 12 in rebounding, first among freshmen, 7.0

Is 60-of-86 (69.8%) from 2-pt range, the 26th best in the nation

28 of his 60 field goals have been dunks

Had six blocked shots against Fresno State, a TCU freshman record and the first TCU player with six blocks in a game since Marlon Dumont had six on Jan.

26, 2002 vs. Southern Miss

Recorded back-to-back double-doubles with 11 points and 11 rebounds, on Nov. 11 against ORU and 14 points and 10 rebounds on Nov. 15 against FS

One of just nine freshmen this season whose first collegiate points came off a dunk

Prior to this season: Practiced but did not play for TCU during the 2017-18 season... Started practicing with TCU in December of 2017... Ranked No. 6 in the class of 2017 top 100 players in the state of Texas according to TexasTop100.com... Rated the No. 7 recruit in Texas and No. 8 nationally at his position by 247Sports.com... Consensus four-star recruit... Earned national rank of 82 by ESPN.com, 115 by Rivals.com and 124 by 247Sports.com... Was homeschooled and played for Redemption Christian Academy in Houston last season.

Personal: Born Aug. 3, 1997... Son of Densel Samuel (father) and Tyra Rose (mother)... Roommates with Angus McWilliam, Lat Mayen and Kevin Samuel... Majoring in business.

Season	gp-gs		min/avg		Total		3-Point		F-Throws		Rebounds				Scoring	
					fg-fga	pct	fg-fga	pct	ft-fa	pct	off	def	tot	avg	pts	avg
2018-19	16-16	339/21.2			60-86	.698	0-0	.000	14-29	.483	46	66	112	7.0	134	8.4
TOTAL	16-16	339/21.2			60-86	.698	0-0	.000	14-29	.483	46	66	112	7.0	134	8.4

Opponent	Date	gs	min	Total		3-Pointers		Free throws		Rebounds				pf	a	t/o	blk	stl	pts	avg	
				fg-fga	pct	3fg-fga	pct	ft-fa	pct	off	def	tot	avg								
CSU BAKERSFIELD	11/7/18	*	15	1-2	.500	0-0	.000	2-4	.500	2	3	5	5.0	4	0	2	0	0	4	4.0	
ORAL ROBERTS	11/11/18	*	22	5-8	.625	0-0	.000	1-2	.500	1	10	11	8.0	2	3	2	0	0	11	7.5	
FRESNO STATE	11/15/18	*	32	6-6	1.000	0-0	.000	2-2	1.000	3	7	10	8.7	3	0	2	6	1	14	9.7	
LIPSCOMB	11/20/18	*	18	2-4	.500	0-0	.000	0-0	.000	2	2	4	7.5	4	1	0	3	0	4	8.3	
EASTERN MICHIGAN	11/26/18	*	31	7-9	.778	0-0	.000	1-2	.500	2	5	7	7.4	1	2	2	2	1	15	9.6	
CENTRAL MICHIGAN	11/30/18	*	16	4-5	.800	0-0	.000	0-0	.000	2	4	6	7.2	4	1	4	2	0	8	9.3	
at SMU	12/05/18	*	10	0-0	.000	0-0	.000	0-0	.000	1	2	3	6.6	2	0	0	0	0	0	8.0	
vs USC	12/07/18	*	15	5-5	1.000	0-0	.000	0-1	.000	5	8	13	7.4	3	0	5	1	0	10	8.3	
INDIANA STATE	12/16/18	*	16	2-3	.667	0-0	.000	0-3	.000	3	1	4	7.0	4	0	2	0	0	4	7.8	
vs Charlotte	12/22/18	*	20	3-3	1.000	0-0	.000	1-2	.500	1	4	5	6.8	1	1	0	3	0	7	7.7	
vs Bucknell	12/23/18	*	20	6-10	.600	0-0	.000	2-2	1.000	5	4	9	7.0	3	0	1	0	0	14	8.3	
vs Indiana State	12/25/18	*	22	4-4	1.000	0-0	.000	0-0	.000	2	3	5	6.8	4	0	2	3	0	8	8.3	
BAYLOR	01/05/19	*	31	3-6	.500	0-0	.000	1-4	.250	3	4	7	6.8	3	0	1	2	1	7	8.2	
at Kansas	01/09/19	*	26	6-7	.857	0-0	.000	0-0	.000	4	4	8	6.9	3	1	2	1	0	12	8.4	
at Oklahoma	01/12/19	*	20	3-9	.333	0-0	.000	0-0	.000	5	1	6	6.9	4	0	1	1	0	6	8.3	
WEST VIRGINIA	01/15/19	*	25	3-5	.600	0-0	.000	4-7	.571	5	4	9	7.0	5	0	1	3	0	10	8.4	
Totals			16	339	60-86	.698	0-0	.000	14-29	.483	46	66	112	7.0	50	9	27	27	3	134	8.4

Games played: 16
Minutes/game: 21.2
Points/game: 8.4
FG Pct: 69.8
FT Pct: 48.3

Rebounds/game: 7.0
Assists/game: 0.6
Turnovers/game: 1.7
Assist/turnover ratio: 0.3
Steals/game: 0.2
Blocks/game: 1.7



GAME HIGHS

Points

Season 15 (11/26/18 vs. Eastern Michigan)
Career Same

Rebounds

Season 13 (12/7/18 vs. USC)
Career Same

Assists

Season 3 (11/11/18 vs. Oral Roberts)
Career Same

Steals

Season 1, 2x (last 11/26/18 vs. Eastern Michigan)
Career Same

Blocks

Season 6 (11/15/18 vs. Fresno State)
Career Same

Field Goals

Season 7 (11/26/18 vs. Eastern Michigan)
Career Same

Field Goal Attempts

Season 10 (12/23/18 vs. Bucknell)
Career Same

3-Point Field Goals:

Season -
Career Same

3-Point Field Goal Attempts

Season -
Career Same

Free Throws

Season 4 (1/15/19 vs. West Virginia)
Career Same

Free Throw Attempts

Season 7 (1/15/19 vs. West Virginia)
Career Same

Minutes

Season 32 (11/15/18 vs. Fresno State)
Career Same

MISCELLANEOUS STATS

Year	Season	W/L
10+ Points:	8	6-2
10+ Rebs:	3	3-0
Double-Doubles:	3	3-0
5+ Blocks:	1	1-0
Led Team In Points:	-	0-0
Led Team In Rebounds:	6	6-0
Led Team In Assists:	-	0-0

#22 RJ NEMBARD

6-4 | 195 | G | R-FR | KELLER, TEXAS | KELLER HS

Highlights

Did not play on Jan. 15 due to illness

Scored a career-high 14 points at No. 7 Kansas

Made his first-career start against CSU Bakersfield on Nov. 7

Prior to this season: Played in six games last season and averaged 1.5 points and 1.0 rebounds... Scored a season-high six points in 14 minutes of action against Omaha (11/20/17)... Was awarded a redshirt at the end of the season... Consensus four-star recruit... Rated the No. 11 recruit in the state and No. 133 in the country by 247Sports.com... Rated No. 91 in the country by Rivals.com... Averaged 26.4 points, 6.5 rebounds, 3.2 assists and 2.0 steals per game as a senior at Keller High School, located 24 miles northeast of TCU... Led Keller to a 32-3 record, including 11-1 in district play, and its first state tournament appearance ever... Averaged 31 points in the three playoff games to advance to state... Scored 29 points against Allen in the regional semifinal and 37 points in the Region I final against Arlington Bowie... Voted District 3-6A MVP and the 2017 Star-Telegram Super Team Player of the Year.

Personal: Born March 22, 1999... Son of Ruben Nembhard (father) and Terri Nembhard (mother)... Ruben played two years at Weber State and averaged 16.7 points, 4.9 rebounds and 4.0 assists... Ruben played one season in the NBA, seeing action with Utah and Portland during the 1996-97 season... Sister, Jayden Nembhard, is a standout volleyball player at Keller High School... Roommates with Agnus McWilliam, Kevin Samuel and Lat Mayen... Majoring in communications.



GAME HIGHS

Points

Season 14 (1/9/19 at Baylor)

Career Same

Rebounds

Season 6 (11/15/18 vs. Fresno State)

Career Same

Assists

Season 3 (11/15/18 vs. Fresno State)

Career Same

Steals

Season 2, 3x (last 12/16/18 vs. Ind. St.)

Career Same

Blocks

Season 2 (11/15/18 vs. Fresno State)

Career Same

Field Goals

Season 4 (11/15/18 vs. Fresno State)

Career Same

Field Goal Attempts

Season 9 (11/15/18 vs. Fresno State)

Career Same

3-Point Field Goals:

Season 3 (1/9/19 at Baylor)

Career Same

3-Point Field Goal Attempts

Season 6 (1/9/19 at Baylor)

Career Same

Free Throws

Season 5 (1/9/19 at Baylor)

Career Same

Free Throw Attempts

Season 6 (1/9/19 at Baylor)

Career Same

Minutes

Season 34 (11/15/18 vs. Fresno State)

Career Same

MISCELLANEOUS STATS

Year	Season	W/L
10+ Points:	3	2-1
10+ Rebs:	-	0-0
Double-Doubles:	-	0-0
5+ Assists:	-	0-0
Led Team In Points:	1	0-1
Led Team In Rebounds:	-	0-0
Led Team In Assists:	-	0-0

Season	gp-gs	min/avg	Total		3-Point		F-Throws		Rebounds				Scoring			
			fg-fga	pct	fg-fga	pct	ft-fga	pct	off	def	tot	avg	pf	fo	ast	to
2017-18	6-0	33/5.5	4-14	.286	0-5	.000	1-4	.250	2	4	6	1.0	2	0	5	5
2018-19	15-7	268/17.9	20-59	.339	9-27	.333	13-23	.565	3	37	40	2.7	17	0	16	19
TOTAL	21-7	301/14.3	24-73	.329	9-32	.281	14-27	.519	5	41	46	2.2	19	0	21	24

Opponent	Date	gs	min	Total		3-Pointers		Free throws		Rebounds				pf	a	t/o	blk	stl	pts	avg	
				fg-fga	pct	3fg-fga	pct	ft-fga	pct	off	def	tot	avg								
CSU BAKERSFIELD	11/7/18	*	31	3-8	.375	1-5	.200	1-4	.250	0	4	4	4.0	1	2	3	0	0	8	8.0	
ORAL ROBERTS	11/11/18	*	19	0-3	.000	0-1	.000	0-0	.000	0	3	3	3.5	1	2	3	0	0	0	4.0	
FRESNO STATE	11/15/18	*	34	4-9	.444	2-3	.667	1-2	.500	0	6	6	4.3	2	3	4	2	2	11	6.3	
LIPSCOMB	11/20/18		18	0-4	.000	0-3	.000	2-4	.500	0	2	2	3.8	1	0	1	0	2	2	5.3	
EASTERN MICHIGAN	11/26/18	*	9	0-1	.000	0-0	.000	0-0	.000	1	1	2	3.4	1	0	0	2	0	0	4.2	
CENTRAL MICHIGAN	11/30/18		13	1-2	.500	0-0	.000	0-0	.000	0	3	3	3.3	1	1	1	1	0	2	3.8	
at SMU	12/05/18		3	0-0	.000	0-0	.000	0-0	.000	0	1	1	3.0	0	0	0	0	0	0	3.3	
vs USC	12/07/18		11	0-2	.000	0-1	.000	0-0	.000	1	2	3	3.0	0	0	1	0	1	0	2.9	
INDIANA STATE	12/16/18		11	1-3	.333	0-0	.000	0-0	.000	1	2	3	3.0	1	4	0	0	2	2	2.8	
vs Charlotte	12/22/18		14	2-4	.500	1-2	.500	2-3	.667	0	2	2	2.9	0	0	1	0	1	7	3.2	
vs Bucknell	12/23/18		13	1-1	1.000	0-0	.000	0-0	.000	0	3	3	2.9	1	0	1	0	1	2	3.1	
vs Indiana State	12/25/18		10	1-3	.333	0-0	.000	0-0	.000	0	1	1	2.8	0	0	0	0	0	2	3.0	
BAYLOR	01/05/19	*	33	3-5	.600	2-3	.667	2-4	.500	0	2	2	2.7	3	3	0	1	0	10	3.5	
at Kansas	01/09/19	*	27	3-6	.500	3-6	.500	5-6	.833	0	4	4	2.8	3	1	3	1	0	14	4.3	
at Oklahoma	01/12/19	*	22	1-8	.125	0-3	.000	0-0	.000	0	1	1	2.7	2	0	1	0	0	2	4.1	
WEST VIRGINIA	01/15/19		dnp	-	-	-	-	-	-	-	-	-	-	-	-	-	-	-	-	-	
Totals			7	268	20-59	.339	9-27	.333	13-23	.565	3	37	40	2.7	17	16	19	7	9	62	4.1

Games played: 15
Minutes/game: 17.9
Points/game: 4.1
FG Pct: 33.9
3FG Pct: 33.3
FT Pct: 56.5

Rebounds/game: 2.7
Assists/game: 1.1
Turnovers/game: 1.3
Assist/turnover ratio: 0.8
Steals/game: 0.6
Blocks/game: 0.5

#25 ALEX ROBINSON

6-1 | 180 | G | SR | FORT WORTH, TEXAS | TEXAS A&M/TIMBERVIEW HS

Highlights

45 points away from 1,000 for his TCU career

Assist rate of 42.0 ranks 7th in the nation according to KenPom

Ranks second in the nation in assists per game, 8.2 | Murray State's Ja Morant is first.

One of six active D1 players with over 1,000 points and 500 assists

In his three years at TCU, has led or tied for the team lead in assists in 68 of 86 games

Ranks second in the nation for active career assists with 633

Went over 1,000 career points in the game against USC

Named Most Outstanding Player of the Diamond Head Classic

Named Most Outstanding Player of TCU's game against USC at the Basketball Hall of Fame Classic

One of three players (Tony Edmond, Prince Fowler) in TCU history to appear twice in the program's top 10 list for assists in a season.

Is the leading returning assist man in the Big 12 after averaging 6.1 last season.

Watch list for the Bob Cousy Point Guard of the Year award | Preseason Honorable Mention All-Conference

Prior to this season: Had 17 assists against Iowa State on Jan. 17, 2018, which broke the school record for most assists in a single game. It also broke the record for most assists in a Big 12 Conference game... Led TCU in assists with 6.1 per game, the four-best in the Big 12, as a junior in 2017-18... Had at least nine assists in a game seven times... Finished with 190 assists, the sixth most in a season at TCU... His 228 assists as a sophomore in 2016-17 was the second-best in school history... Averaged a team-best 5.8 assists per game, which ranked third in the Big 12 and 19th in the NCAA as a sophomore (2016-17)... Recorded three double-doubles as a sophomore including 10 points and 11 assists in the NIT Championship game against Georgia Tech (3/30/17).

Personal: Born May 20, 1995... Son of Darla Robinson, who competed for the TCU women's basketball team from 1982-84 and also wore No. 25. Darla coached him until sixth grade. She lives 12 miles from TCU and works as a nurse. Earned a bachelor's degree in general studies... Working on a master's degree in business supply chain management.

Season			Total		3-Point		F-Throws		Rebounds											Scoring	
			fg-fga	pct	fg-fga	pct	ft-fa	pct	off	def	tot	avg	pf	fo	ast	to	blk	stl	pts	avg	
2014-15*	32-0	601/18.8	65-155	.419	13-36	.361	22-37	.595	15	60	75	2.3	45	0	84	53	2	15	165	5.2	
2016-17	39-31	1283/32.9	164-391	.419	39-117	.333	71-112	.634	18	104	122	3.1	73	1	228	107	20	59	438	11.2	
2017-18	31-21	992/32.0	112-254	.441	23-70	.329	53-92	.576	13	79	92	3.0	70	2	190	101	8	36	300	9.7	
2018-19	16-16	533/33.3	75-160	.469	18-45	.400	49-73	.671	9	51	60	3.8	29	0	131	51	5	27	217	13.6	
TOTAL	86-68	2808/32.7	351-805	.436	80-232	.345	173-277	.625	40	234	274	3.2	172	3	549	259	33	122	955	11.1	
All*	118-68	3409/28.9	416-960	.433	93-268	.347	195-314	.621	55	294	349	3.0	217	3	633	312	35	137	1120	9.5	

* Statistics from prior team/school

Opponent	Date	gs	min	Total		3-Pointers		Free throws		Rebounds				pf	a	t/o	blk	stl	pts	avg	
				fg-fga	pct	3fg-fga	pct	ft-fa	pct	off	def	tot	avg								
CSU BAKERSFIELD	11/7/18	*	36	5-12	.417	0-2	.000	2-5	.400	0	3	3	3.0	1	9	1	0	0	12	12.0	
ORAL ROBERTS	11/11/18	*	34	7-10	.700	4-6	.667	5-8	.625	0	1	1	2.0	0	3	3	2	1	23	17.5	
FRESNO STATE	11/15/18	*	32	5-13	.385	1-3	.333	2-3	.667	0	4	4	2.7	2	14	4	1	3	13	16.0	
LIPSCOMB	11/20/18	*	38	6-9	.667	3-3	1.000	2-5	.400	2	8	10	4.5	3	6	4	0	2	17	16.3	
EASTERN MICHIGAN	11/26/18	*	36	2-4	.500	1-2	.500	0-0	.000	0	3	3	4.2	2	13	2	0	2	5	14.0	
CENTRAL MICHIGAN	11/30/18	*	28	4-7	.571	0-1	.000	3-3	1.000	0	4	4	4.2	0	12	3	0	2	11	13.5	
at SMU	12/05/18	*	37	4-9	.444	0-1	.000	1-1	1.000	0	2	2	3.9	3	7	3	1	2	9	12.9	
vs USC	12/07/18	*	28	5-7	.714	1-1	1.000	4-5	.800	0	3	3	3.8	2	8	1	0	4	15	13.1	
INDIANA STATE	12/16/18	*	28	7-11	.636	0-1	.000	6-6	1.000	1	1	2	3.6	1	5	2	0	1	20	13.9	
vs Charlotte	12/22/18	*	26	3-9	.333	0-2	.000	0-0	.000	1	1	2	3.4	0	11	4	0	1	6	13.1	
vs Bucknell	12/23/18	*	39	5-12	.417	0-2	.000	1-4	.250	1	1	2	3.3	1	11	4	0	3	11	12.9	
vs Indiana State	12/25/18	*	29	4-11	.364	1-2	.500	6-9	.667	2	6	8	3.7	3	4	4	0	0	15	13.1	
BAYLOR	01/05/19	*	36	6-14	.429	0-3	.000	6-10	.600	0	0	0	3.4	4	10	4	0	2	18	13.5	
at Kansas	01/09/19	*	35	4-12	.333	2-4	.500	2-3	.667	1	2	3	3.4	4	4	4	0	0	12	13.4	
at Oklahoma	01/12/19	*	39	6-13	.462	3-7	.429	1-2	.500	0	8	8	3.7	1	4	5	0	2	16	13.5	
WEST VIRGINIA	01/15/19	*	32	2-7	.286	2-5	.400	8-9	.889	1	4	5	3.8	2	10	3	1	2	14	13.6	
Totals			16	533	75-160	.469	18-45	400	49-73	.671	9	51	60	3.8	29	131	51	5	27	217	13.6

Games played: 16
Minutes/game: 33.3
Points/game: 13.6
FG Pct: 46.9
3FG Pct: 40.0
FT Pct: 67.1

Rebounds/game: 3.8
Assists/game: 8.2
Turnovers/game: 3.2
Assist/turnover ratio: 2.6
Steals/game: 1.7
Blocks/game: 0.3



GAME HIGHS

Points

Season 23 (11/11/18 vs. Oral Roberts)

Career 24 (11/26/16 vs. Washington)

Rebounds

Season 10 (11/20/18 vs. Lipscomb)

Career Same

Assists

Season 14 (11/15/18 vs. Fresno State)

Career 17 (1/17/18 vs. Iowa State)

Steals

Season 4 (12/7/18 vs. USC)

Career 5 (3/9/17 vs. Kansas)

Blocks

Season 2 (11/11/18 vs. Oral Roberts)

Career 2, 4x (last 11/11/18 vs. Oral Roberts)

Field Goals

Season 7, 2x (last 12/16/18 vs. Ind. St.)

Career 9, 2x (last 12/22/17 vs. W&M)

Field Goal Attempts

Season 13 (11/15/18 vs. Fresno State)

Career 16, 3x (last 3/19/17 at Iowa)

3-Point Field Goals:

Season 4 (11/11/18 vs. Oral Roberts)

Career 4, 2x (last 11/11/18 vs. Oral Roberts)

3-Point Field Goal Attempts

Season 6 (11/11/18 vs. Oral Roberts)

Career 6, 3x (last 11/11/18 vs. Oral Roberts)

Free Throws

Season 6, 3x (last 1/5/19 vs. Baylor)

Career 9 (1/7/16 at West Virginia)

Free Throw Attempts

Season 8 (11/11/18 vs. Oral Roberts)

Career 11, 2x (last 1/22/18 vs. West Virginia)

Minutes

Season 39 (12/23/18 vs. Bucknell)

Career 45, 2x (last 1/10/18 at Texas)

MISCELLANEOUS STATS

Year	Season	Career	W/L
20+ Points:	2	6	5-1
10+ Points:	13	60	34-18
10+ Rebs:	1	1	0-1
Double-Doubles:	6	9	7-2
10+ Assists:	7	12	11-1
5+ Assists:	12	66	42-19
Led Team In Points:	5	21	13-5
Led Team In Rebounds:	1	3	1-2
Led Team In Assists:	14	68	40-22

#13 DYLAN ARNETTE

6-3 | 175 | G | FR | DESOTO, TEXAS | DALLAS CARTER HS

Highlights

A walk-on.

Will redshirt this season.

Prior to this season: Averaged 16.0 points, 8.0 assists and 6.0 rebounds per game as a senior at Dallas Carter High School... Team lost in the state second round of the state championship as a senior in 2018.

Personal: Born Nov. 9, 1999... Son of Donald (father) and Kim (mother) Arnette... Majoring in business... Graduated from Dallas Carter with a 4.05 GPA and was class valedictorian.



#31 OWEN ASCHIERIS

6-1 | 165 | G | SO | SAN DIEGO, CALIF. | SANTA FE CHRISTIAN SCHOOL

Highlights

A walk-on who was awarded a scholarship for the spring semester in a viral video that has over 1 million views on Twitter.

Scored his first points the day after begin given a scholarship, going 4-for-4 from the free throw line in a win over West Virginia. He was 0-for-2 from the field.

Has played in six games. Took his first shot, a 3-pointer, on Dec. 16 against Indiana State.

Made his collegiate debut on Nov. 11 against Oral Roberts and played two minutes.

Prior to this season: Averaged 22.0 points and 4.0 assists as a senior at Santa Fe Christian School in San Diego... Helped his team make the CIF playoffs as a senior by winning the San Diego section... Was first-team all-league and second-team All-CIF as a senior.

Personal: Born Aug. 26, 1998... Son of Mike (father) and Mary (mother) Aschieris... Majoring in pre-business... Brother, Ian Aschieris, is a senior on the soccer team at Notre Dame... Last name pronounced ah-SHARE-iz... Didn't play basketball until seventh grade... First attended TCU during the 2017-18 season and is a sophomore academically... Was a member of the TCU women's basketball practice team last season as a freshman.



#34 RUSSELL BARLOW

6-10 | 235 | C | FR | RICHARDSON, TEXAS | BISHOP LYNCH HS

Highlights

Has not played yet this season.

Prior to this season: Earned a four-star rating by ESPN... Ranked as the No. 19 player in Texas and the No. 36 center in the nation... Played with fellow 2018 signee Kaden Archie as a freshman on the AAU team, Team Texas... Averaged 9.7 points, 6.3 rebounds and 1.4 blocks per game while shooting 59 percent from the field and 74 percent from the free-throw line as senior for Bishop Lynch High School in Dallas... Helped lead Bishop Lynch to a 34-6 record... Earned a spot on the first team and named MVP of District 1-6A as a senior... Named first team All-District 10-6A as a junior at L.V. Berkner in Richardson and averaged 11.0 points, 9.0 rebounds and 3.0 blocks per game during the 2016-17 season.

Personal: Born Oct. 4, 1999... Son of Russell Barlow Sr. (father) and Lajuan Allen (mother)... Roommates with Kaden Archie, Kendrick Davis and assistant coach Corey Barker's son, Mike... Majoring in engineering.



GM 1 | NO. 20 TCU 66 - CSU BAKERSFIELD 61

Official Basketball Box Score -- Game Totals -- Final Statistics
CSU Bakersfield vs TCU
11/7/18 8:04 PM at Fort Worth, Texas (Schollmaier Arena)

CSU Bakersfield 61 • 0-1

#	Player		Total			3-Ptr			Rebounds			PF	TP	A	TO	Blk	Stl	Min
			FG-FGA	FG-FGA	FT-FTA	Off	Def	Tot										
04	Suber, James	f	0-0	0-0	2-2	0	3	3	4	2	0	1	1	0	0	13		
22	McCall, Justin	f	2-3	1-1	0-0	1	3	4	1	5	0	0	1	0	21			
00	Joiner, Jarkel	g	6-15	3-9	3-4	0	1	1	3	18	3	2	0	2	37			
02	Holden, Rickey	g	1-4	0-0	1-2	0	2	2	3	3	5	0	0	0	24			
02	Edler-Davis, Justin	g	2-7	1-3	3-4	1	2	3	0	8	1	0	0	0	29			
01	Williams, Darius	g	1-1	0-0	0-0	0	0	0	3	2	0	2	1	0	9			
03	Moore, Taze	g	1-5	0-2	1-2	1	2	3	3	3	5	3	0	0	19			
21	Lee, Greg	g	3-6	1-1	0-0	1	3	4	3	7	1	0	0	1	12			
23	Durham, Damiyne	g	4-14	3-8	0-0	0	4	4	0	11	0	1	1	0	20			
25	Person Jr., Darrin	g	1-3	0-0	0-0	1	2	3	3	2	1	0	0	0	16			
	Team					0	2	2				1						
Totals			21-58	9-24	10-14	5	24	29	23	61	16	10	4	3	200			

FG % 1st Half: 13-25 52.0% 2nd half: 8-33 24.2% Game: 21-58 36.2% Deadball Rebounds 2,3
 3FG % 1st Half: 5-11 45.5% 2nd half: 4-13 30.8% Game: 9-24 37.5%
 FT % 1st Half: 6-8 75.0% 2nd half: 4-6 66.7% Game: 10-14 71.4%

TCU 66 • 1-0

#	Player	Total			3-Ptr		Rebounds			PF	TP	A	TO	Blk	Stl	Min
		FG-FGA	FG-FGA	FT-FTA	Off	Def	Tot									
15	MILLER, JD	f	5-7	2-4	1-1	2	4	6	2	13	0	0	1	0	0	34
21	SAMUEL, Kevin	c	1-2	0-0	2-4	2	3	5	4	4	0	2	0	0	0	15
01	BANE, Desmond	g	5-12	0-3	4-5	1	9	10	1	14	3	1	0	0	0	36
22	NEMBARD, RJ	g	3-8	1-5	1-4	0	4	4	1	8	2	3	0	0	0	31
25	ROBINSON, Alex	g	5-12	0-2	2-5	0	3	3	1	12	9	1	0	0	0	36
00	ARCHIE, Kaden	g	0-1	0-1	0-0	0	1	1	2	0	0	0	0	0	0	8
05	DAVIS, Kendrick	g	0-0	0-0	4-4	0	2	2	2	4	1	1	0	0	0	9
11	MAYEN, Lat	g	0-1	0-1	0-0	0	0	0	0	0	0	1	0	1	0	6
35	ALOK, Yuat	g	4-7	0-0	3-4	0	6	6	3	11	1	4	1	0	0	25
	Team					1	1	2								
Totals			23-50	3-16	17-27	6	33	39	16	66	16	13	2	1	0	200

FG % 1st Half: 10-27 37.0% 2nd half: 13-23 56.5% Game: 23-50 46.0% Deadball Rebounds 4,1
 3FG % 1st Half: 2-9 22.2% 2nd half: 1-7 14.3% Game: 3-16 18.8%
 FT % 1st Half: 6-10 60.0% 2nd half: 11-17 64.7% Game: 17-27 63.0%

Officials: Gerry Pollard, Michael Stephens, Roger Ayers
 Technical fouls: CSU Bakersfield-None. TCU-None.
 Attendance: 6819

Score by periods	1st	2nd	Total
CSU Bakersfield	37	24	61
TCU	28	38	66

Last FG - CSUB 2nd-00:22, TCU 2nd-01:44.
 Largest lead - CSUB by 11 1st-08:23, TCU by 5 2nd-00:27.
 CSUB led for 31:10. TCU led for 04:30. Game was tied for 04:20.

Points	In	Off	2nd	Fast	Bench
CSUB	18	14	0	6	25
TCU	36	7	6	6	15

Score tied - 7 times.
 Lead changed - 8 times.

GM 2 | NO. 20 TCU 79 - ORAL ROBERTS 61

Official Basketball Box Score -- Game Totals -- Final Statistics
Oral Roberts vs TCU
11/11/18 4:04 PM at Fort Worth, Texas (Schollmaier Arena)

Oral Roberts 62 • 1-2

#	Player	Total		3-Ptr		Rebounds			PF	TP	A	TO	Blk	Stl	Min
		FG-FGA	FG-FGA	FT-FTA	Off	Def	Tot								
23	Smith, Kerwin	f	4-6	0-0	2-4	1	4	5	1	10	0	1	1	0	27
21	Nzekwesi, Emmanuel	f	5-15	1-2	5-6	2	6	8	1	16	0	1	0	3	27
10	Kearns, Sam	g	5-10	3-7	2-2	0	0	0	4	15	0	3	1	1	29
11	Jurgens, Carlos	g	1-4	0-3	0-0	1	2	3	0	2	1	3	1	0	25
13	Saunders, Aidan	g	0-9	0-2	0-0	1	1	2	1	0	4	0	0	3	27
03	Malone, Kaelen	g	5-10	0-1	1-2	0	4	4	2	11	5	2	0	0	28
14	Weaver, D.J.	g	1-5	1-5	0-0	2	0	2	1	3	2	1	0	0	18
22	Lacis, Francis	g	1-2	0-1	1-2	2	2	4	1	3	0	0	0	0	11
33	Ahmedic, Emir	g	0-0	0-0	0-0	1	0	1	2	0	0	2	0	0	5
34	Miller, Chris	g	1-2	0-0	0-2	0	1	1	1	2	0	0	0	0	3
	Team					1	2	3							
Totals			23-63	5-21	11-18	11	22	33	14	62	12	13	3	7	200

FG % 1st Half: 11-29 37.9% 2nd half: 12-34 35.3% Game: 23-63 36.5% Deadball Rebounds 3
 3FG % 1st Half: 3-11 27.3% 2nd half: 2-10 20.0% Game: 5-21 23.8%
 FT % 1st Half: 3-3 83.3% 2nd half: 8-15 53.3% Game: 11-18 61.1%

TCU 79 • 2-0

#	Player	Total		3-Ptr		Rebounds			PF	TP	A	TO	Blk	Stl	Min
		FG	FGA	FG	FGA	FT	FTA	Off							
15	MILLER, JD	f	6-8	1-2	0-0	0	4	4	3	13	7	0	0	0	26
21	SAMUEL, Kevin	c	5-8	0-0	1-2	1	10	11	2	11	3	2	0	0	22
01	BANE, Desmond	g	8-14	2-4	4-5	1	1	2	2	22	5	2	0	2	37
22	NEMBARD, RJ	g	0-3	0-1	0-0	0	3	3	1	0	2	3	0	0	19
25	ROBINSON, Alex	g	7-10	4-6	5-8	0	1	1	0	23	3	3	2	1	34
00	ARCHIE, Kaden	g	1-4	0-1	2-2	1	3	4	1	4	0	2	1	2	22
05	DAVIS, Kendrick	g	2-7	0-1	2-3	1	5	6	1	6	1	1	0	1	17
23	McWILLIAM, Angus	g	0-1	0-0	0-0	3	0	3	0	0	0	1	0	0	5
31	ASCHIERIS, Owen	g	0-0	0-0	0-0	0	0	0	0	0	0	0	0	0	2
35	ALOK, Yuat	g	0-2	0-0	0-0	1	4	5	5	0	1	2	0	0	16
	Team					2	1	3							
	Totals		29-57	7-15	14-20	10	32	42	15	79	22	16	3	6	200

FG % 1st Half: 14-29 48.3% 2nd half: 15-28 53.6% Game: 29-57 50.9% Deadball Rebounds 2,1
 3FG % 1st Half: 4-9 44.4% 2nd half: 3-6 50.0% Game: 7-15 46.7%
 FT % 1st Half: 5-6 83.3% 2nd half: 9-14 64.3% Game: 14-20 70.0%

Officials: Doug Simons, Bert Smith, Byron Jarrett
 Technical fouls: Oral Roberts-None. TCU-MILLER, JD.
 Attendance: 6368

Score by periods	1st	2nd	Total
Oral Roberts	28	34	62
TCU	37	42	79

Points	In	Off	2nd	Fast	Bench
ORU	34	13	14	13	19
TCU	40	18	8	11	10

Last FG - ORU 2nd-00:14, TCU 2nd-02:33.
 Largest lead - ORU None, TCU by 25 2nd-06:34.
 ORU led for 00:00. TCU led for 39:47. Game was tied for 00:13.

Score tied - 0 times.
 Lead changed - 0 times.

GM 3 | NO. 21 TCU 77 - FRESNO STATE 69

Official Basketball Box Score -- Game Totals -- Final Statistics
Fresno State vs TCU
11/15/18 8:04 PM at Fort Worth, Texas (Schollmaier Arena)

Fresno State 69 • 1-1

#	Player		Total			3-Ptr		Rebounds			PF	TP	A	TO	Blk	Stl	Min
			FG-FGA	FG-FGA	FT-FTA	Off	Def	Tot									
20	BITTNER, Sam	f	1-3	0-2	0-0	2	5	7	4	2	5	0	1	1	1	31	
35	ROJAS, Lazaro	c	0-3	0-0	0-0	2	0	2	0	0	0	1	0	0	0	8	
04	HUGGINS, Braxton	g	7-14	3-7	1-1	0	2	2	2	18	1	5	1	1	1	25	
02	TAYLOR, Deshon	g	4-13	0-4	5-7	0	4	4	3	13	3	1	0	1	1	31	
25	BLACKWELL, Noah	g	2-5	1-3	0-0	0	2	2	1	5	8	2	0	2	2	24	
00	WILLIAMS, New	g	6-10	5-7	0-0	0	4	4	3	17	0	0	1	3	27		
03	McWILLIAMS, Johnny	g	1-3	0-1	0-0	1	0	1	1	2	0	0	0	1	15		
11	GRAY, Christian	g	2-5	0-0	0-0	4	1	5	1	4	0	2	0	0	11		
13	AGAU, Aguir	g	0-5	0-2	0-0	1	0	1	1	0	0	1	0	0	7		
32	GRIMES, Nate	g	4-10	0-0	0-0	2	4	6	2	8	0	2	0	0	21		
	Team					2	1	3				1					
Totals			27-71	9-26	6-8	14	23	37	18	69	17	15	3	9	200		

FG % 1st Half: 13-39 33.3% 2nd half: 14-32 43.8% Game: 27-71 38.0% Deadball Rebounds 2
 3FG % 1st Half: 5-14 35.7% 2nd half: 4-12 33.3% Game: 9-26 34.6%
 FT % 1st Half: 0-2 0.0% 2nd half: 6-6 100.0% Game: 6-8 75.0%

TCU 77 • 3-0

#	Player		Total		3-Ptr		Rebounds			PF	TP	A	TO	Blk	Stl	Min
			FG-FGA	FG-FGA	FT-FTA	Off	Def	Tot								
15	MILLER, JD	f	4-8	2-5	4-4	2	5	7	1	14	1	1	0	1	36	
21	SAMUEL, Kevin	c	6-6	0-0	2-2	3	7	10	3	14	0	2	6	1	32	
01	BANE, Desmond	g	10-15	2-3	1-1	2	5	7	2	23	1	3	0	1	40	
22	NEMBARD, RJ	g	4-9	2-3	1-2	0	6	6	2	11	3	4	2	2	34	
25	ROBINSON, Alex	g	5-13	1-3	2-3	0	4	4	2	13	4	4	1	3	32	
00	ARCHIE, Kaden		0-0	0-0	0-0	0	1	1	0	0	1	0	0	5		
05	DAVIS, Kendrick		0-3	0-1	0-2	0	0	0	0	0	1	0	0	9		
11	MAYEN, Lat		1-3	0-1	0-0	0	0	0	1	2	0	0	1	0	4	
35	ALOK, Yuat		0-1	0-0	0-0	1	2	3	1	0	0	0	0	8		
	Team					0	0	0								
Totals			30-58	7-16	10-14	8	30	38	12	77	20	15	10	8	200	

GM 5 | TCU 87 - EASTERN MICHIGAN 69

Official Basketball Box Score -- Game Totals -- Final Statistics
Eastern Michigan vs TCU
11/26/18 7:04 PM at Fort Worth, Texas (Schollmaier Arena)

Eastern Michigan 69 • 4-4

#	Player		Total		3-Ptr		Rebounds			PF	TP	A TO Blk Stl				Min
			FG-FGA	FG-FGA	FT-FTA	Off	Def	Tot								
02	THOMPSON IV, James	f	2-6	0-0	1-2	2	2	4	0	5	1	0	2	0	25	
01	GROCE, Ty	f	4-6	2-4	2-3	1	4	5	1	12	0	1	1	2	32	
12	TOURE, Boubacar	c	9-15	0-0	2-4	5	7	12	4	20	1	5	1	1	31	
03	JACKSON, Paul	g	5-14	2-4	6-7	0	2	2	1	18	6	5	0	0	38	
23	PARRIS, Damari	g	3-8	1-4	0-0	1	2	3	1	7	7	1	0	1	31	
01	STEPHENS, Daivon	g	0-0	0-0	0-0	1	0	1	0	0	0	0	0	1	5	
20	JONES, Bud	g	0-1	0-0	0-0	0	0	0	1	0	0	0	0	0	2	
21	MCADOO, Kevin	g	2-4	1-3	0-0	1	0	1	0	5	1	0	0	0	11	
25	RAFUS JR, Andre	g	1-4	0-3	0-0	0	2	2	3	2	0	0	0	0	23	
30	KING, Jalen	g	0-0	0-0	0-0	0	0	0	0	0	0	0	0	0	2	
Team						2	0	2								
Totals			26-58	6-18	11-16	13	19	32	11	69	16	16	4	5	20	
FG % 1st Half: 10-24			41.7%	2nd half: 16-34			47.1%	Game: 26-58			44.8%	Deadball				
3FG % 1st Half: 1-6			16.7%	2nd half: 5-12			41.7%	Game: 6-18			33.3%	Rebounds				
FT % 1st Half: 3-6			50.0%	2nd half: 8-10			80.0%	Game: 11-16			68.8%	3				

TCU 87 • 4-1

#	Player		Total		3-Ptr		Rebounds			PF	TP	A TO Blk Stl				Min
			FG-FGA	FG-FGA	FT-FTA	Off	Def	Tot								
15	MILLER, JD	f	3-3	0-0	5-9	1	3	4	3	11	3	0	0	0	17	
21	SAMUEL, Kevin	c	7-9	0-0	1-2	2	5	7	1	15	2	2	2	1	31	
01	BANE, Desmond	g	4-11	1-7	2-2	1	4	5	1	11	3	1	1	3	36	
22	NEMBARD, RJ	g	0-1	0-0	0-0	1	1	2	1	0	0	0	2	0	9	
25	ROBINSON, Alex	g	2-4	1-2	0-0	0	3	3	2	5	13	2	0	2	36	
05	DAVIS, Kendrick		2-2	0-0	0-0	0	0	0	1	4	1	2	0	0	4	
10	FISHER, Jaylen		4-8	4-8	0-0	0	2	2	1	12	5	0	0	1	31	
11	MAYEN, Lat		0-1	0-1	0-0	0	0	0	1	0	1	0	0	0	4	
12	NOI, Kouat		11-15	5-8	0-0	0	2	2	2	27	4	1	0	1	27	
31	ASCHIERIS, Owen		0-0	0-0	0-0	0	0	0	0	0	0	0	0	0	0+	
35	ALOK, Yuat		1-2	0-0	0-0	0	0	0	1	2	0	0	0	0	5	
Team						2	1	3								
Totals			34-56	11-26	8-13	7	21	28	14	87	31	10	5	8	200	
FG % 1st Half: 14-26			53.8%	2nd half: 20-30		66.7%	Game: 34-56		60.7%	Deadball						
3FG % 1st Half: 5-12			41.7%	2nd half: 6-14		42.9%	Game: 11-26		42.3%	Rebounds						
FT % 1st Half: 2-5			40.0%	2nd half: 6-8		75.0%	Game: 8-13		61.5%	1						

Officials: Joe DeRosa, Keith Kimble, Chance Moore
 Technical fouls: Eastern Michigan-None. TCU-None.
 Attendance: 6219

Score by periods	1st	2nd	Total
Eastern Michigan	24	45	69
TCU	35	52	87

Points	In	Off	2nd	Fast	Bench
EMU	32	6	11	7	7
TCU	42	21	7	14	45

Last FG - EMU 2nd-01:13, TCU 2nd-01:02.
 Largest lead - EMU by 9 1st-13:02, TCU by 23 2nd-09:13.
 EMU led for 06:25, TCU led for 31:00. Game was tied for 02:35.

Score tied - 1 time.
 Lead changed - 2 times.

GM 6 | TCU 89 - CENTRAL MICHIGAN 62

Official Basketball Box Score -- Game Totals -- Final Statistics
Central Michigan vs TCU
11/30/18 6:34 PM at Fort Worth, Texas (Schollmaier Arena)

Central Michigan 62 • 6-2

#	Player		Total		3-Ptr		Rebounds			PF	TP	A TO Blk Stl				Min
			FG-FGA	FG-FGA	FT-FTA	Off	Def	Total								
05	MONTGOMERY, Rob	f	1-6	0-2	0-0	1	1	2	3	2	0	2	2	0	24	
14	DILEO, David	f	2-11	1-7	0-2	1	6	7	1	5	1	1	0	0	32	
00	AUSTIN, Larry	g	9-20	0-0	1-3	3	2	5	4	19	5	2	0	1	29	
02	ROUNDTREE, Shawn	g	5-11	2-6	4-5	1	3	4	1	16	2	1	0	1	33	
20	McKAY, Kevin	g	2-5	0-0	6-6	2	3	5	3	10	3	2	0	1	33	
01	REDMAN, Corey	g	0-2	0-1	0-0	1	0	1	0	0	0	1	0	0	3	
11	NWOKO, Innocent	g	1-1	0-0	0-0	0	0	0	1	2	0	0	2	0	7	
22	BEACHLER, Matt	g	0-3	0-3	3-3	0	1	1	1	3	1	0	0	1	15	
23	MORGAN, Dallas	g	1-6	1-3	0-0	1	2	3	2	3	1	2	0	1	13	
24	BURRELL, Romero	g	1-2	0-1	0-0	0	1	1	2	2	0	0	0	1	10	
25	ERVIN, Austin	g	0-0	0-0	0-0	0	0	0	0	0	0	0	0	0	1	
31	KEMP, Michael	g	0-0	0-0	0-0	0	0	0	0	0	0	0	0	0	0+	
Team						2	0	2								
Totals			22-67	4-23	14-19	12	19	31	18	62	13	12	5	5	200	
FG % 1st Half: 12-31			38.7%	2nd half: 10-36			27.8%	Game: 22-67			32.8%	Deadball				
3FG % 1st Half: 2-10			20.0%	2nd half: 2-13			15.4%	Game: 4-23			17.4%	Rebounds				
FT % 1st Half: 0-1			0.0%	2nd half: 14-18			77.8%	Game: 14-19			73.7%	2				

TCU 89 • 5-1

#	Player		Total	3-Ptr	Rebounds										
			FG-FA	FG-GA	FT-FTA	Off	Def	TP	PF	TP	A	TO	Blk	Stl	Min
15	MILLER, JD	f	3-6	0-2	0-3	4	8	12	2	6	2	2	2	0	27
21	SAMUEL, Kevin	c	4-5	0-0	0-0	2	4	6	4	8	1	4	2	0	16
01	BANE, Desmond	g	8-11	4-6	4-4	2	7	9	2	24	3	0	3	1	32
10	FISHER, Jaylen	g	5-13	4-10	0-0	1	5	6	1	14	3	1	1	1	28
25	ROBINSON, Alex	g	4-7	0-1	3-3	0	4	4	0	11	12	3	0	2	28
00	ARCHIE, Kaden	g	2-4	0-0	0-0	1	0	1	0	4	0	0	1	1	8
05	DAVIS, Kendrick	g	1-3	0-0	2-4	0	2	2	1	4	6	0	0	1	12
12	NOI, Kouat	g	7-12	1-5	1-2	1	0	1	3	16	1	1	0	0	23
22	NEMBARD, RJ	g	1-2	0-0	0-0	0	3	3	1	2	1	1	1	0	13
31	ASCHIERIS, Owen	g	0-0	0-0	0-0	0	0	0	0	0	0	0	0	0	2
35	ALOK, Yuat	g	0-1	0-0	0-0	0	1	1	3	0	0	3	0	0	11
Team						2	1	3				1			
Totals			35-64	9-24	10-16	13	35	48	17	89	29	16	8	7	200
FG % 1st Half: 20-34			58.8%	2nd half: 15-30			50.0%	Game: 35-64			54.7%	Deadball			
3FG % 1st Half: 5-14			35.7%	2nd half: 4-10			40.0%	Game: 9-24			37.5%	Rebounds			
FT % 1st Half: 1-4			25.0%	2nd half: 9-12			75.0%	Game: 10-16			62.5%	3,1			

Officials: John Higgins, Rick Crawford, Brian O'Connell
 Technical fouls: Central Michigan-None. TCU-None.
 Attendance: 6802

Score by periods	1st	2nd	Total
Central Michigan	26	36	62
TCU	46	43	89

Points	In	Off	2nd	Fast	Bench
CMU	32	12	7	6	10
TCU	46	15	13	20	26

Last FG - CMU 2nd-03:46, TCU 2nd-00:39.
 Largest lead - CMU None, TCU by 30 2nd-00:39.
 CMU led for 00:00, TCU led for 39:40. Game was tied for 00:20.

Score tied - 0 times.
 Lead changed - 0 times.

GM 7 | TCU 67 - SMU 59

Official Basketball Box Score -- Game Totals -- Final Statistics
TCU vs SMU
12/05/18 9:00 pm at Dallas, Texas (Moody Coliseum)

TCU 67 • 6-1

#	Player		Total			Rebounds			PF	TP	A TO Blk Stl				Min	
			FG-FGA	FG-FGA	FT-FTA	Off	Def	Tot								
15	MILLER, JD	f	4-9	0-3	7-9	4	3	7	2	15	1	0	1	0	36	
21	SAMUEL, Kevin	c	0-0	0-0	0-0	1	2	3	2	0	0	0	0	0	10	
01	BANE, Desmond	g	4-10	1-4	0-0	1	5	6	2	9	3	2	1	1	37	
10	FISHER, Jaylen	g	5-10	5-8	0-0	0	2	2	4	15	1	1	1	2	38	
25	ROBINSON, Alex	g	4-9	0-1	1-1	0	2	2	3	9	7	3	1	2	37	
00	ARCHIE, Kaden	g	0-1	0-1	0-0	0	0	0	1	0	1	0	0	0	3	
05	DAVIS, Kendrick	g	1-4	1-3	0-0	1	0	1	0	3	1	0	0	0	12	
12	NOI, Kouat	g	5-14	2-7	0-0	4	2	6	1	12	3	1	1	2	30	
22	NEMBARD, RJ	g	0-0	0-0	0-0	0	1	1	0	0	0	0	0	0	3	
35	ALOK, Yuat	g	2-2	0-0	0-0	0	0	0	2	4	0	0	0	0	4	
Team						2	4	6								
Totals				25-59	9-27	8-10	13	21	34	17	67	16	10	5	7	200
FG % 1st Half: 12-33			36.4%	2nd half: 13-26			50.0%	Game: 25-59			42.4%					Deadball
3FG % 1st Half: 3-17			17.6%	2nd half: 6-10			60.0%	Game: 9-27			33.3%					Rebounds
FT % 1st Half: 2-3			66.7%	2nd half: 6-7			85.7%	Game: 8-10			80.0%					2

GM 9 | TCU 90 - INDIANA STATE 70

Official Basketball Box Score -- Game Totals -- Final Statistics
Indiana State vs TCU
12/16/18 4:04 PM at Fort Worth, Texas (Schollmaier Arena)

Indiana State 70 • 6-3

#	Player	Total		3-Ptr		Rebounds			PF	TP	A TO Blk Stl				Min
		FG-FGA	FG-FGA	FT-FTA	Off Def Tot	PF	TP	A TO Blk Stl							
41	Emondre Rickman	c	3-5	0-0	0-2	1	1	2	4	6	1	3	1	0	14
02	Jordan Barnes	g	3-8	2-5	9-9	0	4	4	2	17	7	5	0	0	32
10	Christian Williams	g	5-11	0-2	3-3	2	9	11	2	13	3	3	1	0	22
11	Tyrece Key	g	1-6	0-1	1-2	1	3	4	0	3	1	1	0	1	30
13	Clayton Hughes	g	3-8	0-2	0-0	0	1	1	6	2	2	2	0	2	24
01	Allante Holston	g	1-1	0-0	0-0	2	1	3	1	2	1	2	0	0	16
04	Cooper Neese	g	1-7	1-4	0-0	1	0	1	2	3	1	3	1	1	26
05	Bronson Kessinger	g	6-9	0-0	2-4	2	2	4	3	14	0	0	0	0	20
20	Daniel Huernemann	g	0-0	0-0	0-0	0	0	0	0	0	0	0	0	0	1
23	De'Avion Washington	g	1-3	0-2	0-0	0	0	0	1	2	1	0	0	0	7
35	Devin Thomas	g	2-2	0-0	0-0	1	2	3	1	4	1	0	0	0	8
Team					3	0	3				1				
Totals			26-60	3-16	15-20	13	23	36	17	70	18	20	3	4	200

FG % 1st Half: 11-29 37.9% 2nd half: 15-31 48.4% Game: 26-60 43.3%
 3FG % 1st Half: 2-11 18.2% 2nd half: 1-5 20.0% Game: 3-16 18.8%
 FT % 1st Half: 2-4 50.0% 2nd half: 1-5 81.3% Game: 15-20 75.0%

TCU 90 • 8-1

#	Player	Total		3-Ptr		Rebounds			PF	TP	A TO Blk Stl				Min
		FG-FGA	FG-FGA	FT-FTA	Off Def Tot	PF	TP	A TO Blk Stl							
15	MILLER, JD	r	2-7	0-0	3-4	2	6	8	2	7	1	1	0	1	26
21	SAMUEL, Kevin	c	2-3	0-0	0-3	3	1	4	4	4	0	2	0	0	16
01	BANE, Desmond	g	7-9	1-3	2-3	1	4	5	1	17	3	1	2	1	31
10	FISHER, Jaylen	g	5-12	4-9	0-0	0	2	2	3	14	5	1	0	1	24
25	ROBINSON, Alex	g	7-11	0-1	6-6	1	1	2	1	20	5	2	0	1	28
00	ARCHIE, Kaden	g	1-4	1-3	3-4	1	2	3	1	6	0	0	0	2	14
12	NOI, Kouat	g	3-6	0-0	0-0	0	0	0	0	6	1	2	0	0	12
05	DAVIS, Kendrick	g	3-9	2-3	2-2	5	3	8	0	10	1	0	0	0	20
22	NEMBARD, RJ	g	1-3	0-0	0-0	1	2	3	1	2	4	0	0	2	11
31	ASCHIERIS, Owen	g	0-1	0-1	0-0	0	0	0	0	0	0	0	0	0	2
35	ALOK, Yuat	g	2-3	0-0	0-0	0	2	2	3	4	0	1	0	0	16
Team					0	2	2								
Totals			33-68	8-20	16-22	14	25	39	16	90	20	10	2	8	200

FG % 1st Half: 15-34 44.1% 2nd half: 18-34 52.9% Game: 33-68 48.5%
 3FG % 1st Half: 4-10 40.0% 2nd half: 4-10 40.0% Game: 8-20 40.0%
 FT % 1st Half: 4-6 66.7% 2nd half: 12-16 75.0% Game: 16-22 72.7%

Officials: Joe DeRosa, Michael Stephens, Rick Crawford
 Technical fouls: Indiana State-None. TCU-None.
 Attendance: 6431

Score by periods	1st	2nd	Total
Indiana State	26	44	70
TCU	38	52	90

Points	In	Off	2nd	Fast	Bench
INS	40	6	14	10	25
TCU	42	22	12	14	28

Last FG - INS 2nd-00:01, TCU 2nd-00:47.
 Largest lead - INS None, TCU by 26 2nd-05:39.
 INS led for 00:00. TCU led for 36:33. Game was tied for 03:27.

Score tied - 3 times.
 Lead changed - 0 times.

GM 10 | TCU 82 - CHARLOTTE 57

Official Basketball Box Score -- Game Totals -- Final Statistics
Charlotte vs TCU
12/22/18 7:30 p.m. at Stan Sheriff Center - Honolulu, HI

Charlotte 57 • 3-6

#	Player	Total		3-Ptr		Rebounds			PF	TP	A TO Blk Stl				Min
		FG-FGA	FG-FGA	FT-FTA	Off Def Tot	PF	TP	A TO Blk Stl							
02	MCGILL, Jaylan	*	5-6	3-4	0-0	0	1	1	2	13	0	1	0	0	31
03	DAVIS, Jon	*	7-15	1-5	2-2	0	5	5	2	17	2	6	1	2	36
12	MARTIN, Malik	*	1-5	0-1	2-2	0	6	6	3	4	3	4	1	1	35
15	SUPICA, Milos	*	3-6	0-0	0-1	0	2	2	1	6	2	1	0	0	26
20	MANGUM, Dravon	*	1-4	0-1	4-5	0	0	0	1	6	2	6	1	0	20
00	HASLEM, Jailan		2-4	0-0	0-2	3	4	7	4	4	1	3	1	0	18
11	BLIGHT, Bo		0-1	0-1	0-0	0	1	1	1	0	0	0	0	0	2
21	KITOKO, John		0-1	0-0	0-0	1	1	2	0	0	0	0	0	0	8
22	YOUNGER, Brandon		2-5	1-3	2-3	0	3	3	1	7	0	0	0	0	24
Team					1	1	2								
Totals			21-47	5-15	10-15	5	24	29	15	57	10	21	4	3	200

FG % 1st Half: 10-22 45.5% 2nd half: 11-25 44.0% Game: 21-47 44.7%
 3FG % 1st Half: 2-7 28.6% 2nd half: 3-8 37.5% Game: 5-15 33.3%
 FT % 1st Half: 4-5 80.0% 2nd half: 6-10 60.0% Game: 10-15 66.7%

TCU 82 • 9-1

#	Player	Total		3-Ptr		Rebounds			PF	TP	A TO Blk Stl				Min
		FG-FGA	FG-FGA	FT-FTA	Off Def Tot	PF	TP	A TO Blk Stl							
01	BANE, Desmond	*	4-7	0-3	2-2	0	4	4	1	10	3	1	1	2	25
10	FISHER, Jaylen	*	3-8	3-8	5-5	0	4	4	3	14	3	0	0	2	26
15	MILLER, JD	*	4-8	0-2	1-2	2	3	5	0	9	0	0	0	0	18
21	SAMUEL, Kevin	*	3-3	0-0	1-2	1	4	5	1	7	1	0	3	0	20
25	ROBINSON, Alex	*	3-9	0-2	0-0	1	1	2	0	6	11	4	0	1	26
00	ARCHIE, Kaden		1-2	0-1	0-0	0	1	1	2	2	0	1	0	2	14
05	DAVIS, Kendrick		3-6	0-0	1-1	1	1	2	3	7	2	0	0	1	14
11	MAYEN, Lat		0-2	0-2	0-0	1	0	1	0	0	0	0	0	0	5
12	NOI, Kouat		6-11	3-7	0-0	3	1	4	1	15	1	1	0	2	18
22	NEMBARD, RJ		2-4	1-2	2-3	0	2	2	0	7	0	1	0	1	14
31	ASCHIERIS, Owen		0-1	0-1	0-0	0	1	1	0	0	0	0	0	0	2
35	ALOK, Yuat		2-4	0-0	1-1	0	2	2	4	5	0	0	0	0	18
Team					1	0	1								
Totals			31-65	7-28	13-16	10	24	34	15	82	21	8	4	11	200

FG % 1st Half: 15-31 48.4% 2nd half: 16-34 47.1% Game: 31-65 47.7%
 3FG % 1st Half: 5-16 31.3% 2nd half: 2-12 16.7% Game: 7-28 25.0%
 FT % 1st Half: 5-7 71.4% 2nd half: 8-9 88.9% Game: 13-16 81.3%

Officials: Tony Padilla, Larry Spaulding, Nate Harris
 Technical fouls: Charlotte-None. TCU-None.
 Attendance: 5659
 Hawaiian Airlines Diamond Head Classic Opening Round

Score by periods	1st	2nd	Total
Charlotte	26	31	57
TCU	40	42	82

Points	In	Off	2nd	Fast	Bench
CHA	26	5	2	2	11
TCU	36	35	12	10	36

Last FG - CHA 2nd-01:27, TCU 2nd-00:04.
 Largest lead - CHA None, TCU by 30 2nd-06:09.
 CHA led for 00:00. TCU led for 38:34. Game was tied for 01:24.

Score tied - 2 times.
 Lead changed - 0 times.

GM 11 | TCU 82 - BUCKNELL 65

Official Basketball Box Score -- Game Totals -- Final Statistics
Bucknell vs TCU
12/23/18 5:00 pm at Stan Sheriff Center - Honolulu, HI

Bucknell 65 • 5-6

#	Player	Total		3-Ptr		Rebounds			PF	TP	A TO Blk Stl				Min
		FG-FGA	FG-FGA	FT-FTA	Off Def Tot	PF	TP	A TO Blk Stl							
01	MacKenzie, Kimbal	*	4-17	1-9	7-8	0	1	1	2	16	3	0	0	0	36
03	Sotos, Jimmy	*	2-8	0-4	0-0	0	6	6	2	4	4	3	0	1	33
04	Sestina, Nate	*	4-11	2-4	4-4	4	7	11	2	14	1	6	0	0	34
11	Toomer, Avi	*	1-3	1-3	5-6	0	2	2	5	8	0	0	0	0	23
13	Moore, Bruce	*	4-7	0-2	0-0	1	3	4	1	8	0	2	0	1	34
00	Newman, Paul		0-1	0-0	1-2	2	2	4	4	1	0	2	0	0	9
02	Ellis, Walter		0-0	0-0	0-0	0	0	0	0	1	0	0	0	0	3
05	Sechan, Jordan		0-0	0-0	0-0	0	0	0	0	0	0	0	0	0	0+
10	Funk, Andrew		0-1	0-1	0-0	0	0	0	0	0	0	0	0	0	6
12	Meeks, John		0-0	0-0	0-0	0	0	0	0	0	0	1	0	0	3
14	Robertson, Ben		1-1	0-0	0-0	0	2	2	0	2	0	1	0	0	2
15	Jones, Nate		4-4	4-4	0-0	0	0	0	1	12	0	0	0	0	17
23	Spear, Kahlil		0-0	0-0	0-0	0	0	0	0	0	0	0	0	0	0+
Team					0	1	1								
Totals			20-53	8-27	17-20	7	24	31	18	65	8	15	0	2	200

FG % 1st Half: 12-26 46.2% 2nd half: 8-27 29.6% Game: 20-53 37.7%
 3FG % 1st Half: 5-14 35.7% 2nd half: 3-13 23.1% Game: 8-27 29.6%
 FT % 1st Half: 12-13 92.3% 2nd half: 5-7 71.4% Game: 17-20 85.0%

TCU 82 • 10-1

#	Player	Total		3-Ptr		Rebounds			PF	TP	A TO Blk Stl		
---	--------	-------	--	-------	--	----------	--	--	----	----	--------------	--	--

GM 13 | TCU 85 - BAYLOR 81

Official Basketball Box Score -- Game Totals -- Final Statistics
Baylor vs TCU
01/05/19 3:05 PM at Fort Worth, Texas (Schollmaier Arena)**Baylor 81 • 8-5, 0-1**

#	Player		Total		3-Ptr		Rebounds			PF	TP	A	TO	Blk	Stl	Min
			FG-FA	FG-FGA	FT-FTA	Off	Def	Tot								
25	Clark, Tristan	f	7-13	0-1	4-6	2	4	6	2	18	4	3	1	1	35	
03	McClure, King	c	3-8	0-2	1-1	1	3	4	2	7	2	0	0	0	32	
04	Kegler, Mario	g	4-7	0-1	1-2	1	4	5	4	9	1	3	0	1	29	
10	Mason, Makai	g	4-12	2-7	5-6	0	3	3	15	3	3	0	1	33		
11	Vital, Mark	g	4-5	0-0	3-5	3	1	4	4	11	4	1	0	2	33	
00	Thamba, Flo		0-0	0-0	0-0	0	0	0	1	0	0	1	0	0	1	
02	Bando, Devonte		0-1	0-1	0-0	0	0	0	1	0	0	0	0	0	4	
12	Butler, Jared		2-4	0-1	0-0	1	2	3	5	4	4	0	0	0	19	
24	Mayer, Matthew		5-9	2-3	5-7	0	2	2	0	17	1	0	0	1	14	
Team						3	3	6	1							
Totals				29-59	4-16	19-27	11	22	33	23	81	19	11	1	6	200

FG % 1st Half: 11-27 40.7% 2nd half: 18-32 56.3% Game: 29-59 49.2%
3FG % 1st Half: 2-9 22.2% 2nd half: 2-7 28.6% Game: 4-16 25.0%
FT % 1st Half: 4-7 57.1% 2nd half: 15-20 75.0% Game: 19-27 70.4%

Deadball
Rebounds
5

TCU 85 • 12-1, 1-0

#	Player		Total			3-Ptr			Rebounds			PF	TP	A	TO	Blk	Stl	Min
			FG-FGA	FG-FGA	FT-FTA	Off	Def	Tot										
15	MILLER, JD	f	4-7	0-0	5-9	3	7	10	1	13	4	1	0	1	33			
21	SAMUEL, Kevin	c	3-6	0-0	1-4	3	4	7	3	7	0	1	2	1	31			
01	BANE, Desmond	g	8-11	3-4	3-3	1	4	5	22	3	1	0	1	28				
22	NEMBARD, RJ	g	3-5	2-3	2-4	0	2	2	3	10	3	0	1	0	33			
25	ROBINSON, Alex	g	6-14	0-3	6-10	0	0	0	4	18	10	4	0	2	36			
05	DAVIS, Kendric		2-3	0-1	2-4	0	1	1	2	6	1	2	0	1	15			
11	MAYEN, Lat		0-0	0-0	0-0	0	1	1	0	0	0	1	0	0	4			
12	NOI, Kouat		4-7	1-3	0-0	0	1	1	2	9	1	0	0	0	20			
Team						1	1	2										
Totals			30-53	6-14	19-34	8	21	29	20	85	22	10	3	6	200			

FG % 1st Half: 13-27 48.1% 2nd half: 17-26 65.4% Game: 30-53 56.6%
3FG % 1st Half: 3-7 42.9% 2nd half: 3-7 42.9% Game: 6-14 42.9%
FT % 1st Half: 11-14 78.6% 2nd half: 8-20 40.0% Game: 19-34 55.9%

Deadball
Rebounds
9

Officials: Kelly Self, Darron George, Lee Cassell
Technical fouls: Baylor-TEAM. TCU-None.
Attendance: 6396

Score by periods	1st	2nd	Total
Baylor	28	53	81
TCU	40	45	85

Points	In Paint	Off T/O	2nd Chance	Fast Break	Bench
BU	44	8	11	12	21
TCU	38	15	6	10	15

Last FG - BU 2nd-00:18, TCU 2nd-02:56.
Largest lead - BU by 2 1st-18:04, TCU by 19 2nd-16:37.
BU led for 00:21. TCU led for 37:43. Game was tied for 01:56.

Score tied - 0 times.
Lead changed - 1 time.

GM 15 | OKLAHOMA 76 - TCU 74

Official Basketball Box Score -- Game Totals -- Final Statistics
TCU vs Oklahoma
01/12/19 1:00 PM at Lloyd Noble Center**TCU 74 • 12-3, 1-2 Big 12**

#	Player		Total		3-Ptr		Rebounds			PF	TP	A	TO	Blk	Stl	Min
			FG	FGA	FG	FGA	FT	FTA	Off							
15	MILLER, JD	f	2-11	0-0	5-8	6	6	12	4	9	1	0	0	0	0	28
21	SAMUEL, Kevin	c	3-9	0-0	0-0	5	1	6	4	6	0	1	1	0	0	20
01	BANE, Desmond	g	3-13	1-4	2-2	3	4	7	3	9	6	2	1	1	0	39
02	NEMBARD, RJ	g	1-8	0-3	0-0	0	1	1	2	2	0	1	0	0	0	22
25	ROBINSON, Alex	g	6-13	3-7	1-2	0	8	8	1	16	4	5	0	2	0	39
05	DAVIS, Kendric		0-4	0-1	2-2	0	2	2	1	2	3	2	0	0	0	16
11	MAYEN, Lat		0-0	0-0	0-0	0	0	1	1	0	0	1	1	0	0	2
12	NOI, Kouat		10-14	8-12	2-2	0	0	1	1	3	30	0	0	0	2	34
	Team					3	1	4								
Totals			25-72	12-27	12-16	17	25	42	19	74	15	12	2	5	200	

FG % 1st Half: 17-42 40.5% 2nd half: 8-30 26.7% Game: 25-72 34.7%
3FG % 1st Half: 7-14 50.0% 2nd half: 5-13 38.5% Game: 12-27 44.4%
FT % 1st Half: 2-4 50.0% 2nd half: 10-12 83.3% Game: 12-16 75.0%

Deadball
Rebounds
2

Oklahoma 76 • 13-3, 2-2 Big 12

#	Player		Total		3-Ptr		Rebounds			PF	TP	A	TO	Blk	Stl	Min
			FG-FGA	FG-FGA	FT-FTA	Off	Def	Tot								
21	Doolittle,Kristian	f	9-12	0-0	6-9	1	9	10	0	24	0	1	0	2	34	
35	Manek,Brady	f	5-11	2-5	0-0	1	4	5	0	12	0	0	4	0	30	
04	McNeace,Jamuni	c	3-7	0-0	0-0	1	5	6	1	6	1	0	2	0	22	
00	James,Christian		5-13	0-4	5-6	1	7	8	2	15	4	4	1	4	35	
02	Calixte,Aaron	g	3-6	3-5	3-4	0	1	1	1	12	4	3	0	1	28	
01	Odomes,Rashard		0-0	0-0	1-2	0	0	0	1	1	0	0	0	0	8	
03	Reynolds,Miles		0-1	0-0	2-4	0	3	3	2	3	0	1	1	1	23	
05	Freeman,Matt		0-1	0-1	0-0	0	0	0	0	0	0	0	0	0	3	
24	Bieniemy,Jamal		2-4	0-0	0-0	0	1	1	2	4	2	1	1	0	17	
	Team					0	2	2								
Totals			27-55	5-15	17-25	4	32	36	10	76	14	9	9	8	200	

FG % 1st Half: 14-32 43.8% 2nd half: 13-23 56.5% Game: 27-55 49.1%
3FG % 1st Half: 5-12 41.7% 2nd half: 0-3 0.0% Game: 5-15 33.3%
FT % 1st Half: 4-5 80.0% 2nd half: 13-20 65.0% Game: 17-25 68.0%

Deadball
Rebounds
7

Officials: Doug Simmons, Bert Smith, Chance Moore
Technical fouls: TCU-None. Oklahoma-James,Christian.
Attendance: 8005
Estimated Attendance: 6,570

Score by periods	1st	2nd	Total
TCU	43	31	74
Oklahoma	37	39	76

Points	In Paint	Off T/O	2nd Chance	Fast Break	Bench
TCU	26	7	8	2	32
OU	36	21	7	8	27

Last FG - TCU 2nd-00:16, OU 2nd-00:03.
Largest lead - TCU by 9 1st-05:25, OU by 6 1st-14:16.
TCU led for 22:38. OU led for 10:02. Game was tied for 07:20.

Score tied - 13 times.
Lead changed - 21 times.

GM 14 | KANSAS 77 - TCU 68

Official Basketball Box Score -- Game Totals -- Final Statistics
TCU vs Kansas
01/09/19 8:05pm at Lawrence, Kan. (Allen Fieldhouse)**TCU 68 • 12-2 (1-1)**

#	Player		Total			3-Ptr		Rebounds			PF	TP	A	TO	Blk	Stl	Min
			FG-FGA	FG-FGA	FT-FTA	Off	Def	Tot									
15	MILLER, JD	f	1-6	1-4	0-0	1	8	9	1	3	0	1	0	1	25		
21	SAMUEL, Kevin	c	6-7	0-0	0-0	4	4	8	3	12	1	2	1	0	26		
01	BANE, Desmond	g	6-10	1-1	0-0	0	4	4	4	13	2	2	0	0	37		
22	NEMBARD, RJ	g	3-6	3-6	5-6	0	4	4	3	14	1	3	1	0	27		
25	ROBINSON, Alex	g	4-12	2-4	2-3	1	2	3	4	12	4	4	0	0	35		
05	DAVIS, Kendric		2-6	0-1	0-0	0	4	4	1	4	3	3	0	2	22		
12	NOI, Kouat		3-7	2-5	2-4	1	1	2	2	10	1	3	1	3	28		
Team						0	0	0						2			
Totals				25-54	9-21	9-13	7	27	34	18	68	12	20	3	6	200	

FG % 1st Half: 11-26 42.3% 2nd half: 14-28 50.0% Game: 25-54 46.3%
3FG % 1st Half: 3-8 37.5% 2nd half: 6-13 46.2% Game: 9-21 42.9%
FT % 1st Half: 6-8 75.0% 2nd half: 3-5 60.0% Game: 9-13 69.2%

Deadball
Rebounds
3

Kansas 77 • 13-2 (2-1)

#	Player		Total		3-Ptr		Rebounds			PF	TP	A	TO	Blk	Stl	Min
			FG-FGA	FG-FGA	FT-FTA	Off	Def	Tot								
01	Lawson, Dedic	f	10-19	2-4	9-13	6	8	14	1	31	0	3	0	3	35	
00	Garrett, Marcus		3-8	0-0	2-3	1	3	4	1	8	3	0	0	2	35	
05	Grimes, Quentin	g	2-5	0-3	1-2	0	2	2	4	5	1	2	0	0	16	
11	Dotson, Devon	g	0-6	0-3	5-6	0	1	1	3	5	3	1	1	2	27	
24	Vick, Lagerald	g	5-10	2-7	0-0	1	3	4	2	12	4	6	0	0	36	
02	Moore, Charlie		0-3	0-1	0-0	0	0	0	0	1	0	0	0	1	4	
13	Lawson, K.J.		2-3	0-1	3-3	1	0	1	0	7	0	0	0	0	11	
30	Agbaji, Ochai		3-5	1-2	0-0	1	3	4	2	7	1	0	1	2	25	
33	McCormack, David		0-0	0-0	0-0	0	0	0	0	0	0	0	0	0	1	
44	Lightfoot, Mitch		1-1	0-0	0-0	0	3	3	0	2	0	0	0	0	10	
Team						1	0	1								
Totals				26-60	5-21	20-27	11	23	34	13	77	13	12	2	10	200

FG % 1st Half: 15-31 48.4% 2nd half: 11-29 37.9% Game: 26-60 43.3%
3FG % 1st Half: 2-10 20.0% 2nd half: 3-11 27.3% Game: 5-21 23.8%
FT % 1st Half: 8-11 72.7% 2nd half: 12-16 75.0% Game: 20-27 74.1%

Deadball
Rebounds

SPECIALTY STATS

TCU/OPP

	In Paint	Off T/O	2nd Chance	Fast Break	Bench
CSU Bakersfield	36/18	7/14	6/0	6/6	15/25
Oral Roberts	40/34	18/13	8/14	11/13	10/19
Fresno State	38/32	20/15	10/11	12/9	2/31
Lipscomb	26/42	9/9	5/2	10/10	28/11
Eastern Michigan	42/32	21/6	7/11	14/7	45/7
Central Michigan	46/32	15/12	13/2	20/6	26/10
at SMU	28/26	15/6	7/16	13/7	19/11
vs. USC	40/16	27/6	12/3	10/4	10/4
Indiana State	42/40	22/6	12/14	14/10	28/25
vs. Charlotte	36/26	35/5	12/2	10/2	36/11
vs. Bucknell	34/22	27/11	12/7	4/0	15/15
vs. Indiana State	48/36	20/13	11/10	6/4	33/15
Baylor	38/44	15/8	6/11	10/12	15/21
at Kansas	30/38	13/24	7/13	6/8	14/16
at Oklahoma	26/36	7/21	8/7	2/8	32/7
West Virginia					
at Kansas State					
Texas					
Florida					
at Texas Tech					
at Baylor					
Oklahoma State					
at Iowa State					
Kansas					
Oklahoma					
at Oklahoma State					
Iowa State					
at West Virginia					
Texas Tech					
Kansas State					
at Texas					
Totals	550/474	271/159	136/123	148/106	318/179
Times Led	11/4	11/3	8/7	10/4	8/5

CAREER DOUBLE-DOUBLES

Desmond Bane - 1	
14 P, 10 R	CSU Bakersfield (11/7/18)
JD Miller - 3	
13 P, 10 R	vs. Baylor (1/5/19)
12 P, 10 R	vs. Indiana State (12/25/18)
19 P, 11 R	at Iowa State (2/20/16)
Kevin Samuel - 3	
10 P, 13 R	vs. USC (12/7/18)
14 P, 10 R	vs. Fresno State (11/15/18)
11 P, 11 R	Oral Roberts (11/11/18)
Alex Robinson - 9	
14 P, 10 A	vs. West Virginia (1/15/19)
18 P, 10 A	vs. Baylor (1/5/19)
11 P, 11 A	vs. Charlotte (12/22/18)
11 P, 12 A	vs. Central Michigan (11/30/18)
17 P, 10 R	vs. Lipscomb (11/20/18)
13 P, 14 A	vs. Fresno State (11/15/18)
10 P, 11 A	vs. Georgia Tech (NIT) 3/30/17
19 P, 11 A	at Iowa (NIT) (3/19/17)
12 P, 10 A	at SMU (12/7/16)

GAME-BY-GAME STARTERS

Opponent	Date	Score	W/L	Guard	Guard	Guard	Forward	Forward	Record W/ Lineup
CSU Bakersfield	11/7/18	66-61	W	Robinson	Nembhard	Bane	Miller	Samuel	-
Oral Roberts	11/11/18	79-62	W	Robinson	Nembhard	Bane	Miller	Samuel	-
Fresno State	11/15/18	77-69	W	Robinson	Nembhard	Bane	Miller	Samuel	-
Lipscomb	11/20/18	73-64	L	Robinson	Fisher	Bane	Miller	Samuel	-
Eastern Michigan	11/26/18	87-69	W	Robinson	Nembhard	Bane	Miller	Samuel	-
Central Michigan	11/30/18	89-62	W	Robinson	Fisher	Bane	Miller	Samuel	-
at SMU	12/5/18	67-59	W	Robinson	Fisher	Bane	Miller	Samuel	-
vs. USC	12/7/18	96-61	W	Robinson	Fisher	Bane	Miller	Samuel	-
Indiana State	12/16/18	90-70	W	Robinson	Fisher	Bane	Miller	Samuel	-
vs. Charlotte	12/22/18	82-57	W	Robinson	Fisher	Bane	Miller	Samuel	-
vs. Bucknell	12/23/18	82-65	W	Robinson	Fisher	Bane	Miller	Samuel	-
vs. Indiana State	12/25/18	83-69	W	Robinson	Fisher	Bane	Miller	Samuel	7-1
Baylor	1/5/19	85-81	W	Robinson	Nembhard	Bane	Miller	Samuel	-
at Kansas	1/9/19	77-68	L	Robinson	Nembhard	Bane	Miller	Samuel	-
at Oklahoma	1/12/19	76-74	L	Robinson	Nembhard	Bane	Miller	Samuel	5-2
West Virginia	1/15/19	98-67	W	Robinson	Noi	Bane	Miller	Samuel	1-0
at Kansas State	1/19/19								
Texas	1/23/19								
Florida	1/26/19								
at Texas Tech	1/28/19								
at Baylor	2/2/19								
Oklahoma State	2/6/19								
at Iowa State	2/9/19								
Kansas	2/11/19								
Oklahoma	2/16/19								
at Oklahoma State	2/18/19								
Iowa State	2/23/19								
at West Virginia	2/26/19								
Texas Tech	3/2/19								
Kansas State	3/4/19								
at Texas	3/9/19								

LAST TIME IT HAPPENED

TCU	OPPONENT
100+ POINTS	
100 vs. Tennessee Tech (11/13/17)	102 at Oklahoma (1/13/18)
50 OR FEWER POINTS	
49 vs. K-State (2/16/16)	42 vs. Bradley (12/21/15)
40 OR FEWER POINTS	
40 at Baylor (1/12/13)	40 vs. Tennessee State (12/29/14)
60%+ FIELD GOALS	
.607 vs. Eastern Michigan (11/26/18)	.633 (31-49) at Baylor (1/13/16)
90%+ FREE THROWS (MIN. 10 MADE)	
.955 (21-22) vs. Kansas (1/6/18)	.917 (11-12) at West Virginia (2/12/18)
80%+ 3-POINTERS	
.875 (7-8) vs. Stephen F. Austin (12/8/03)	.833 (10-12) vs. Washington (11/30/16)
70%+ 3-POINTERS	
.739 (17-23) at UNLV (3/13/08)	.700 (7-10) vs. West Virginia (2/9/13)
60%+ 3-POINTERS	
.667 (6-9) at Rice (12/22/12)	.600 (9-15) vs. Texas Tech (1/18/16)
10+ 3-POINTERS	
12 vs. West Virginia (1/15/19)	11 at Vanderbilt (1/27/18)
15+ 3-POINTERS	
15 at Texas (1/10/18)	19, at Oklahoma (1/13/18)
60+ REBOUNDS	
63 vs. Grambling State (12/30/02)	61 at SMU (1/25/97)
50+ REBOUNDS	
51 vs. Texas Southern (12/18/16)	50 at West Virginia (2/13/16)
30+ ASSISTS	
31 vs. Eastern Michigan (11/26/18)	34 at South Florida (1/5/02)
20+ ASSISTS	
10 vs. West Virginia (1/15/19)	20, vs. SMU (12/5/17)
20+ STEALS	
30 vs. Arkansas-Pine Bluff (12/30/00)	20 vs. Air Force (1/21/10)
15+ STEALS	
15 vs. Austin College (11/14/11)	15 at West Virginia (2/13/16)
10+ BLOCKED SHOTS	
10 vs. Fresno State (11/15/18)	10 vs. Oklahoma (12/30/17)
10 OR FEWER TURNOVERS	
10 vs. Baylor (1/5/19)	9 at Oklahoma (1/12/19)
5 OR FEWER TURNOVERS	
4 vs. Iowa State (1/17/18)	5 at SMU (12/7/16)
30+ TURNOVERS	
31 at Houston (1/12/94)	35 vs. Austin College (11/11/11)
PLAYER W/ 40+ POINTS	
42, Junior Blount at Tulane (2/26/02)	43, Trae Young at Oklahoma (1/13/18)
PLAYER W/ 30+ POINTS	
30, Kouat Noi at Oklahoma (1/12/19)	43, Trae Young at Oklahoma (1/13/18)
TWO PLAYERS W/ 20+ POINTS	
23, Alex Robinson; 22, Desmond Bane vs. Oral Roberts (11/11/18)	
PLAYER W/ 20+ REBOUNDS	
20, Adrick McKinney vs. Houston (12/4/12)	21, Louis Truscott vs. Houston (2/1/03)
PLAYER W/ 15+ REBOUNDS	
18, Kenrich Williams at UNLV (11/25/16)	17, Landen Lucas vs. Kansas (12/30/16)
PLAYER W/ 15+ ASSISTS	
17, Alex Robinson vs. Iowa State (1/17/18)	17, Tito Maddux vs. Fresno State (1/10/01)
PLAYER W/ 10+ ASSISTS	
10, Alex Robinson vs. West Virginia (1/15/19)	14, Trae Young vs. Oklahoma (12/30/17)
PLAYER W/ 10+ STEALS	
12, Greedy Daniels vs. Arkansas-Pine Bluff (12/30/00)	N/A
PLAYER W/ 5+ STEALS	
5, Alex Robinson vs. Kansas (3/9/17)	5, Jevon Carter vs. West Virginia (1/22/18)
PLAYER W/ 10+ BLOCKED SHOTS	
11, Derrick Davenport at Alaska-Fairbanks (11/20/99)	12, Joel Anthony at UNLV (2/7/07)
PLAYER W/ 5+ BLOCKED SHOTS	
6, Kevin Samuel vs. Fresno State (11/15/18)	5, Mohamed Bamaba at Texas (1/10/18)
PLAYER W/ 6+ 3-POINTERS	
8, Kouat Noi at Oklahoma (1/12/19)	10, 43, Trae Young at Oklahoma (1/13/18)
SIX PLAYERS SCORED 10+ POINTS	
6, Bane, Mayen, Miller, Noi, Robinson, Samuel vs. West Virginia (1/15/19)	

TCU/OPPONENT COMPARISON

Opponent	1st	2nd	Score	Mar	Total FG	FG Pct	3-Pointers	3FG Pct	Free Throws	FT Pct	Rebounds	Assist	T/Over	Block	Steal	Fouls
CSU BAKERSFIELD	28/37	38/24	66-61	+5	23-50/21-58	.460/.362	3-16/9-24	.188/.375	17-27/10-14	.630/.714	39/29 +10	16/16	13/10	2/4	1/3	16/23
ORAL ROBERTS	37/28	42/34	79-62	+17	29-57/23-63	.509/.365	7-15/5-21	.467/.238	14-20/11-18	.700/.611	42/33 +9	22/12	16/13	3/3	6/7	15/14
FRESNO STATE	29/31	48/38	77-69	+8	30-58/27-71	.517/.380	7-16/9-26	.438/.346	10-14/6-8	.714/.750	38/37 +1	20/17	15/15	10/3	8/9	12/18
LIPSCOMB	30/29	34/44	64-73	(9)	22-50/26-57	.440/.456	6-21/4-21	.286/.190	14-25/17-24	.560/.708	37/30 +7	15/17	16/10	5/2	6/5	21/19
EASTERN MICHIGAN	35/24	52/45	87-69	+18	34-56/26-58	.607/.448	11-26/6-18	.423/.333	8-13/11-16	.615/.688	28/32 (4)	31/16	10/16	5/4	8/5	14/11
CENTRAL MICHIGAN	46/26	43/36	89-62	+27	35-64/22-67	.547/.328	9-24/4-23	.375/.174	10-16/14-19	.625/.737	48/31 +17	29/13	16/12	8/5	7/5	17/18
SMU	29/35	38/24	67-59	+8	25-59/22-61	.424/.361	9-27/4-25	.333/.160	8-10/11-16	.800/.688	34/41 (7)	16/12	10/14	5/2	7/5	17/12
USC	46/26	50/35	96-61	+35	34-68/18-57	.500/.316	12-30/8-18	.400/.444	16-22/17-23	.727/.739	41/33 +8	22/11	14/20	4/1	10/5	18/19
INDIANA STATE	38/26	52/44	90-70	+20	33-68/26-60	.485/.433	8-20/3-16	.400/.188	16-22/15-20	.727/.750	39/36 +3	20/18	10/20	2/3	8/4	16/17
Charlotte	40/26	42/31	82-57	+25	31-65/21-47	.477/.447	7-28/5-15	.250/.333	13-16/10-15	.813/.667	34/29 +5	21/10	8/21	4/4	11/3	15/15
Bucknell	44/41	38/24	82-65	+17	29-65/20-53	.446/.377	9-28/8-27	.321/.296	15-20/17-20	.750/.850	38/31 +7	15/8	9/15	0/0	8/2	16/18
Indiana State	40/30	43/39	83-69	+14	31-60/28-56	.517/.500	4-15/5-13	.267/.385	17-21/8-15	.810/.533	33/27 +6	14/8	12/19	3/0	7/2	20/17
BAYLOR	40/28	45/53	85-81	+4	30-53/29-59	.566/.492	6-14/4-16	.429/.250	19-34/19-27	.559/.704	29/33 (4)	22/19	10/11	3/1	6/6	20/23
Kansas	31/40	37/37	68-77	(9)	25-54/26-60	.463/.433	9-21/5-21	.429/.238	9-13/20-27	.692/.741	34/34 -	12/13	20/12	3/2	6/10	18/13
Oklahoma	43/37	31/39	74-76	(2)	25-72/27-55	.347/.491	12-27/5-15	.444/.333	12-16/17-25	.750/.680	42/36 +6	15/14	12/9	2/9	5/8	19/10
WEST VIRGINIA	48/28	50/39	98-67	+31	29-61/23-60	.475/.383	12-28/3-18	.429/.167	28-37/18-24	.757/.750	39/38 +1	20/15	13/17	6/4	11/5	21/26

Note: Game totals are displayed in the format TEAM/OPPONENT for each category

POINTS-REBOUNDS-ASSISTS

Opponent	Date	Score	00	01	05	10	11	12	15	21	22	23	25	31
			ARCHIE,KAD	BANE,DESM	DAVIS,KEND	FISHER,JAY	MAYEN,LAT	NOI,KOUAT	MILLER,JD	SAMUEL,KE	NEMBHARD,	MCWILLIAM,	ROBINSON,A	ASCHIERIS,
CSUB	11/7/18	66-61 w	0-1-0	14-10-3	4-2-1	DNP	0-0-0	DNP	13-6-0	4-5-0	8-4-2	DNP	12-3-9	DNP
ORU	11/11/18	79-62 w	4-4-0	22-2-5	6-6-1	DNP	DNP	DNP	13-4-7	11-11-3	0-3-2	0-3-0	23-1-3	0-0-0
FS	11/15/18	77-69 w	0-1-0	23-7-1	0-0-1	DNP	2-0-0	DNP	14-7-1	14-10-0	11-6-3	DNP	13-4-14	DNP
LIP	11/20/18	64-73 L	DNP	4-4-6	14-1-1	0-0-0	8-1-0	4-9-0	11-3-1	4-4-1	2-2-0	0-0-0	17-10-6	DNP
EMU	11/26/18	87-69 w	DNP	11-5-3	4-0-1	12-2-5	0-0-0	27-2-4	11-4-3	15-7-2	0-2-0	DNP	5-3-13	0-0-0
CMU	11/30/18	89-62 w	4-1-0	24-9-3	4-2-6	14-6-3	DNP	16-1-1	6-12-2	8-6-1	2-3-1	DNP	11-4-12	0-0-0
at SMU	12/05/18	67-59 w	0-0-0	9-6-3	3-1-1	15-2-1	DNP	12-6-3	15-7-1	0-3-0	0-1-0	DNP	9-2-7	DNP
vs USC	12/07/18	96-61 w	2-4-0	11-4-4	8-1-1	15-0-4	DNP	14-6-0	14-3-5	10-13-0	0-3-0	DNP	15-3-8	0-0-0
INS	12/16/18	90-70 w	6-3-0	17-5-3	6-0-1	14-2-5	DNP	10-8-1	7-8-1	4-4-0	2-3-4	DNP	20-2-5	0-0-0
vs CHA	12/22/18	82-57 w	2-1-0	10-4-3	7-2-2	14-4-3	0-1-0	15-4-1	9-5-0	7-5-1	7-2-0	DNP	6-2-11	0-1-0
vs BUCKNELL	12/23/18	82-65 w	0-0-0	16-7-2	0-0-0	14-3-1	DNP	13-7-1	12-6-0	14-9-0	2-3-0	DNP	11-2-11	DNP
vs INS	12/25/18	83-69 w	3-0-0	4-3-2	10-0-1	11-3-2	6-0-0	12-0-1	12-10-4	8-5-0	2-1-0	DNP	15-8-4	0-0-0
BU	01/05/19	85-81 w	DNP	22-5-3	6-1-1	DNP	0-1-0	9-1-1	13-10-4	7-7-0	10-2-3	DNP	18-0-10	DNP
at KU	01/09/19	68-77 L	DNP	13-4-2	4-4-3	DNP	DNP	10-2-1	3-9-0	12-8-1	14-4-1	DNP	12-3-4	DNP
at OU	01/12/19	74-76 L	DNP	9-7-6	2-2-3	DNP	0-1-1	30-1-0	9-12-1	6-6-0	2-1-0	DNP	16-8-4	DNP

35

Opponent	Date	Score	ALOK,YUAT
CSUB	11/7/18	66-61 w	11-6-1
ORU	11/11/18	79-62 w	0-5-1
FS	11/15/18	77-69 w	0-3-0
LIP	11/20/18	64-73 L	0-3-0
EMU	11/26/18	87-69 w	2-0-0
CMU	11/30/18	89-62 w	0-1-0
at SMU	12/05/18	67-59 w	4-0-0
vs USC	12/07/18	96-61 w	7-3-0
INS	12/16/18	90-70 w	4-2-0
vs CHA	12/22/18	82-57 w	5-2-0
vs BUCKNELL	12/23/18	82-65 w	DNP
vs INS	12/25/18	83-69 w	DNP
BU	01/05/19	85-81 w	DNP
at KU	01/09/19	68-77 L	DNP
at OU	01/12/19	74-76 L	DNP

TCU TEAM HIGHS

POINTS	98	WEST VIRGINIA (01/15/19)
	96	vs USC (12/07/18)
	90	INDIANA STATE (12/16/18)
	89	CENTRAL MICHIGAN (11/30/18)
	87	EASTERN MICHIGAN (11/26/18)
FIELD GOALS MADE	35	CENTRAL MICHIGAN (11/30/18)
	34	vs USC (12/07/18)
	34	EASTERN MICHIGAN (11/26/18)
FIELD GOAL ATTEMPTS	72	at Oklahoma (01/12/19)
	68	INDIANA STATE (12/16/18)
	68	vs USC (12/07/18)
FIELD GOAL PERCENTAGE	.607 (34-56)	EASTERN MICHIGAN (11/26/18)
	.566 (30-53)	BAYLOR (01/05/19)
3 PT FIELD GOALS MADE	12	WEST VIRGINIA (01/15/19)
	12	at Oklahoma (01/12/19)
	12	vs USC (12/07/18)
3 PT FG ATTEMPTS	30	vs USC (12/07/18)
	28	WEST VIRGINIA (01/15/19)
	28	vs Bucknell (12/23/18)
	28	vs Charlotte (12/22/18)
3 PT FG PERCENTAGE	.467 (7-15)	ORAL ROBERTS (11/11/18)
	.444 (12-27)	at Oklahoma (01/12/19)
FREE THROWS MADE	28	WEST VIRGINIA (01/15/19)
	19	BAYLOR (01/05/19)
FREE THROW ATTEMPTS	37	WEST VIRGINIA (01/15/19)
	34	BAYLOR (01/05/19)
FREE THROW PERCENTAGE	.813 (13-16)	vs Charlotte (12/22/18)
	.810 (17-21)	vs Indiana State (12/25/18)
REBOUNDS	48	CENTRAL MICHIGAN (11/30/18)
	42	at Oklahoma (01/12/19)
	42	ORAL ROBERTS (11/11/18)
ASSISTS	31	EASTERN MICHIGAN (11/26/18)
	29	CENTRAL MICHIGAN (11/30/18)
STEALS	11	WEST VIRGINIA (01/15/19)
	11	vs Charlotte (12/22/18)
BLOCKED SHOTS	10	FRESNO STATE (11/15/18)
	8	CENTRAL MICHIGAN (11/30/18)
TURNOVERS	20	at Kansas (01/09/19)
	16	CENTRAL MICHIGAN (11/30/18)
	16	LIPSCOMB (11/20/18)
	16	ORAL ROBERTS (11/11/18)
FOULS	21	WEST VIRGINIA (01/15/19)
	21	LIPSCOMB (11/20/18)

TCU TEAM LOWS

POINTS	64	LIPSCOMB (11/20/18)
	66	CSU BAKERSFIELD (11/7/18)
	67	at SMU (12/05/18)
	68	at Kansas (01/09/19)
	74	at Oklahoma (01/12/19)
FIELD GOALS MADE	22	LIPSCOMB (11/20/18)
	23	CSU BAKERSFIELD (11/7/18)
FIELD GOAL ATTEMPTS	50	CSU BAKERSFIELD (11/7/18)
	50	LIPSCOMB (11/20/18)
FIELD GOAL PERCENTAGE	.347 (25-72)	at Oklahoma (01/12/19)
	.424 (25-59)	at SMU (12/05/18)
3 PT FIELD GOALS MADE	3	CSU BAKERSFIELD (11/7/18)
	4	vs Indiana State (12/25/18)
3 PT FG ATTEMPTS	14	BAYLOR (01/05/19)
	15	ORAL ROBERTS (11/11/18)
	15	vs Indiana State (12/25/18)
3 PT FG PERCENTAGE	.188 (3-16)	CSU BAKERSFIELD (11/7/18)
	.250 (7-28)	vs Charlotte (12/22/18)
FREE THROWS MADE	8	EASTERN MICHIGAN (11/26/18)
	8	at SMU (12/05/18)
FREE THROW ATTEMPTS	10	at SMU (12/05/18)
	13	EASTERN MICHIGAN (11/26/18)
	13	at Kansas (01/09/19)
FREE THROW PERCENTAGE	.559 (19-34)	BAYLOR (01/05/19)
	.560 (14-25)	LIPSCOMB (11/20/18)
REBOUNDS	28	EASTERN MICHIGAN (11/26/18)
	29	BAYLOR (01/05/19)
ASSISTS	12	at Kansas (01/09/19)
	14	vs Indiana State (12/25/18)
STEALS	1	CSU BAKERSFIELD (11/7/18)
	5	at Oklahoma (01/12/19)
BLOCKED SHOTS	0	vs Bucknell (12/23/18)
	2	CSU BAKERSFIELD (11/7/18)
	2	INDIANA STATE (12/16/18)
	2	at Oklahoma (01/12/19)
TURNOVERS	8	vs Charlotte (12/22/18)
	9	vs Bucknell (12/23/18)
FOULS	12	FRESNO STATE (11/15/18)
	14	EASTERN MICHIGAN (11/26/18)

OPPONENT TEAM HIGHS

POINTS	81	BAYLOR (01/05/19)
	77	at Kansas (01/09/19)
	76	at Oklahoma (01/12/19)
	73	LIPSCOMB (11/20/18)
	70	INDIANA STATE (12/16/18)
FIELD GOALS MADE	29	BAYLOR (01/05/19)
	28	vs Indiana State (12/25/18)
FIELD GOAL ATTEMPTS	71	FRESNO STATE (11/15/18)
	67	CENTRAL MICHIGAN (11/30/18)
FIELD GOAL PERCENTAGE	.500 (28-56)	vs Indiana State (12/25/18)
	.492 (29-59)	BAYLOR (01/05/19)
3 PT FIELD GOALS MADE	9	FRESNO STATE (11/15/18)
	9	CSU BAKERSFIELD (11/7/18)
3 PT FG ATTEMPTS	27	vs Bucknell (12/23/18)
	26	FRESNO STATE (11/15/18)
3 PT FG PERCENTAGE	.444 (8-18)	vs USC (12/07/18)
	.385 (5-13)	vs Indiana State (12/25/18)
FREE THROWS MADE	20	at Kansas (01/09/19)
	19	BAYLOR (01/05/19)
FREE THROW ATTEMPTS	27	at Kansas (01/09/19)
	27	BAYLOR (01/05/19)
FREE THROW PERCENTAGE	.850 (17-20)	vs Bucknell (12/23/18)
	.750 (18-24)	WEST VIRGINIA (01/15/19)
	.750 (15-20)	INDIANA STATE (12/16/18)
	.750 (6-8)	FRESNO STATE (11/15/18)
REBOUNDS	41	at SMU (12/05/18)
	38	WEST VIRGINIA (01/15/19)
ASSISTS	19	BAYLOR (01/05/19)
	18	INDIANA STATE (12/16/18)
STEALS	10	at Kansas (01/09/19)
	9	FRESNO STATE (11/15/18)
BLOCKED SHOTS	9	at Oklahoma (01/12/19)
	5	CENTRAL MICHIGAN (11/30/18)
TURNOVERS	21	vs Charlotte (12/22/18)
	20	INDIANA STATE (12/16/18)
	20	vs USC (12/07/18)
FOULS	26	WEST VIRGINIA (01/15/19)
	23	BAYLOR (01/05/19)
	23	CSU BAKERSFIELD (11/7/18)

OPPONENT TEAM LOWS

POINTS	57	vs Charlotte (12/22/18)
	59	at SMU (12/05/18)
	61	CSU BAKERSFIELD (11/7/18)
	61	vs USC (12/07/18)
	62	ORAL ROBERTS (11/11/18)
	62	CENTRAL MICHIGAN (11/30/18)
FIELD GOALS MADE	18	vs USC (12/07/18)
	20	vs Bucknell (12/23/18)
FIELD GOAL ATTEMPTS	47	vs Charlotte (12/22/18)
	53	vs Bucknell (12/23/18)
FIELD GOAL PERCENTAGE	.316 (18-57)	vs USC (12/07/18)
	.328 (22-67)	CENTRAL MICHIGAN (11/30/18)
3 PT FIELD GOALS MADE	3	INDIANA STATE (12/16/18)
	3	WEST VIRGINIA (01/15/19)
3 PT FG ATTEMPTS	13	vs Indiana State (12/25/18)
	15	vs Charlotte (12/22/18)
	15	at Oklahoma (01/12/19)
3 PT FG PERCENTAGE	.160 (4-25)	at SMU (12/05/18)
	.167 (3-18)	WEST VIRGINIA (01/15/19)
FREE THROWS MADE	6	FRESNO STATE (11/15/18)
	8	vs Indiana State (12/25/18)
FREE THROW ATTEMPTS	8	FRESNO STATE (11/15/18)
	14	CSU BAKERSFIELD (11/7/18)
FREE THROW PERCENTAGE	.533 (8-15)	vs Indiana State (12/25/18)
	.611 (11-18)	ORAL ROBERTS (11/11/18)
REBOUNDS	27	vs Indiana State (12/25/18)
	29	CSU BAKERSFIELD (11/7/18)
	29	vs Charlotte (12/22/18)
ASSISTS	8	vs Bucknell (12/23/18)
	8	vs Indiana State (12/25/18)
STEALS	2	vs Bucknell (12/23/18)
	2	vs Indiana State (12/25/18)
BLOCKED SHOTS	0	vs Bucknell (12/23/18)
	0	vs Indiana State (12/25/18)
TURNOVERS	9	at Oklahoma (01/12/19)
	10	CSU BAKERSFIELD (11/7/18)
	10	LIPSCOMB (11/20/18)
FOULS	10	at Oklahoma (01/12/19)
	11	EASTERN MICHIGAN (11/26/18)

TCU INDIVIDUAL HIGHS

Points	30	NOI, Kouat at Oklahoma (01/12/19)
	27	NOI, Kouat vs Eastern Michigan (11/26/18)
	26	BANE, Desmond vs West Virginia (01/15/19)
	24	BANE, Desmond vs Central Michigan (11/30/18)
	23	BANE, Desmond vs Fresno State (11/15/18)
	23	ROBINSON, Alex vs Oral Roberts (11/11/18)
Field Goals Made	11	BANE, Desmond vs West Virginia (01/15/19)
	11	NOI, Kouat vs Eastern Michigan (11/26/18)
Field Goal Att.	18	BANE, Desmond vs West Virginia (01/15/19)
	15	NOI, Kouat vs Eastern Michigan (11/26/18)
	15	BANE, Desmond vs Fresno State (11/15/18)
FG Pct (min 5 made)	1.000 (6-6)	SAMUEL, Kevin vs Fresno State (11/15/18)
	1.000 (5-5)	SAMUEL, Kevin vs USC (12/07/18)
3-Point FG Made	8	NOI, Kouat at Oklahoma (01/12/19)
	5	FISHER, Jaylen vs USC (12/07/18)
	5	FISHER, Jaylen at SMU (12/05/18)
	5	NOI, Kouat vs Eastern Michigan (11/26/18)
3-Point FG Att.	12	NOI, Kouat at Oklahoma (01/12/19)
	10	FISHER, Jaylen vs Bucknell (12/23/18)
	10	FISHER, Jaylen vs USC (12/07/18)
	10	FISHER, Jaylen vs Central Michigan (11/30/18)
3-Pt FG Pct (min 2 made)	1.000 (3-3)	ROBINSON, Alex vs Lipscomb (11/20/18)
	1.000 (2-2)	MAYEN, Lat vs Lipscomb (11/20/18)
Free Throws Made	8	ROBINSON, Alex vs West Virginia (01/15/19)
	7	MILLER, JD at SMU (12/05/18)
Free Throw Att.	10	ROBINSON, Alex vs Baylor (01/05/19)
	9	ROBINSON, Alex vs West Virginia (01/15/19)
	9	MILLER, JD vs Baylor (01/05/19)
	9	ROBINSON, Alex vs Indiana State (12/25/18)
	9	MILLER, JD at SMU (12/05/18)
	9	MILLER, JD vs Eastern Michigan (11/26/18)
FT Pct (min 3 made)	1.000 (6-6)	MILLER, JD vs Bucknell (12/23/18)
	1.000 (6-6)	ROBINSON, Alex vs Indiana State (12/16/18)
	1.000 (5-5)	FISHER, Jaylen vs Charlotte (12/22/18)
	1.000 (4-4)	ASCHIERIS, Owen vs West Virginia (01/15/19)
	1.000 (4-4)	NOI, Kouat vs Indiana State (12/25/18)
	1.000 (4-4)	NOI, Kouat vs Bucknell (12/23/18)
	1.000 (4-4)	BANE, Desmond vs Central Michigan (11/30/18)
	1.000 (4-4)	MILLER, JD vs Fresno State (11/15/18)
	1.000 (4-4)	DAVIS, Kendric vs CSU Bakersfield (11/7/18)
	1.000 (3-3)	BANE, Desmond vs Baylor (01/05/19)
	1.000 (3-3)	MILLER, JD vs USC (12/07/18)
	1.000 (3-3)	ROBINSON, Alex vs Central Michigan (11/30/18)
Rebounds	13	SAMUEL, Kevin vs USC (12/07/18)
	12	MILLER, JD at Oklahoma (01/12/19)
	12	MILLER, JD vs Central Michigan (11/30/18)
Assists	14	ROBINSON, Alex vs Fresno State (11/15/18)
	13	ROBINSON, Alex vs Eastern Michigan (11/26/18)
Steals	4	ROBINSON, Alex vs USC (12/07/18)
	3	MILLER, JD vs West Virginia (01/15/19)
	3	NOI, Kouat at Kansas (01/09/19)
	3	NOI, Kouat vs Indiana State (12/25/18)
	3	ROBINSON, Alex vs Bucknell (12/23/18)

OPPONENT INDIVIDUAL HIGHS

Points	31	Lawson, Dedric at Kansas (01/09/19)
	24	Doolittle, Kristian at Oklahoma (01/12/19)
	23	MATHEWS, Garrison vs Lipscomb (11/20/18)
	20	TOURE, Boubacar vs Eastern Michigan (11/26/18)
	19	Jahmal McMurray at SMU (12/05/18)
	19	AUSTIN, Larry vs Central Michigan (11/30/18)
Field Goals Made	10	Lawson, Dedric at Kansas (01/09/19)
	9	Doolittle, Kristian at Oklahoma (01/12/19)
	9	AUSTIN, Larry vs Central Michigan (11/30/18)
	9	TOURE, Boubacar vs Eastern Michigan (11/26/18)
Field Goal Att.	22	Jahmal McMurray at SMU (12/05/18)
	20	AUSTIN, Larry vs Central Michigan (11/30/18)
FG Pct (min 5 made)	.833 (5-6)	MCGILL, Jaylan vs Charlotte (12/22/18)
	.833 (5-6)	Feron Hunt at SMU (12/05/18)
3-Point FG Made	5	WILLIAMS, New vs Fresno State (11/15/18)
	4	Jones, Nate vs Bucknell (12/23/18)
3-Point FG Att.	11	Jahmal McMurray at SMU (12/05/18)
	9	Mackenzie, Kimbal vs Bucknell (12/23/18)
	9	Joiner, Jarrel vs CSU Bakersfield (11/7/18)
3-Pt FG Pct (min 2 made)	1.000 (4-4)	Jones, Nate vs Bucknell (12/23/18)
	1.000 (2-2)	Clayton Hughes vs Indiana State (12/25/18)
	1.000 (2-2)	Shaquan Aaron vs USC (12/07/18)
Free Throws Made	9	Lawson, Dedric at Kansas (01/09/19)
	9	Jordan Barnes vs Indiana State (12/16/18)
	9	Nick Rakocovic vs USC (12/07/18)
Free Throw Att.	13	Lawson, Dedric at Kansas (01/09/19)
	10	Nick Rakocovic vs USC (12/07/18)
FT Pct (min 3 made)	1.000 (9-9)	Jordan Barnes vs Indiana State (12/16/18)
	1.000 (6-6)	McKAY, Kevin vs Central Michigan (11/30/18)
	1.000 (4-4)	Jordan Barnes vs Indiana State (12/25/18)
	1.000 (4-4)	Sestina, Nate vs Bucknell (12/23/18)
	1.000 (4-4)	Derryck Thornton vs USC (12/07/18)
	1.000 (3-3)	Lawson, K.J. at Kansas (01/09/19)
	1.000 (3-3)	Christian Williams vs Indiana State (12/16/18)
	1.000 (3-3)	BEACHLER, Matt vs Central Michigan (11/30/18)
Rebounds	14	Lawson, Dedric at Kansas (01/09/19)
	12	TOURE, Boubacar vs Eastern Michigan (11/26/18)
Assists	8	BLACKWELL, Noah vs Fresno State (11/15/18)
	7	Jordan Barnes vs Indiana State (12/16/18)
	7	Derryck Thornton vs USC (12/07/18)
	7	PARRIS, Damari vs Eastern Michigan (11/26/18)
Steals	4	James, Christian at Oklahoma (01/12/19)
	4	Jimmy Whitt Jr. at SMU (12/05/18)
Blocked Shots	4	Manek, Brady at Oklahoma (01/12/19)
	2	Matthews Jr., Emmitt vs West Virginia (01/15/19)
	2	Harris, Wesley vs West Virginia (01/15/19)
	2	McNeace, Jamuni at Oklahoma (01/12/19)
	2	NWOKO, Innocent vs Central Michigan (11/30/18)
	2	MONTGOMERY, Rob vs Central Michigan (11/30/18)
	2	THOMPSON IV, James vs Eastern Michigan (11/26/18)
	2	MARBERRY, Rob vs Lipscomb (11/20/18)
Turnovers	6	Vick, Lagerald at Kansas (01/09/19)
	6	Sestina, Nate vs Bucknell (12/23/18)

CAREER VS. KANSAS STATE

BANE, Desmond

Season	gp-gs	min/avg	Total		3-Point		F-Throws		Rebounds				pf	fo	ast	to	blk	stl	Scoring	
			fg-fga	pct	fg-fga	pct	ft-fta	pct	off	def	tot	avg							pts	avg
2016-17	2-0	29/14.5	1-2	.500	0-0	.000	0-0	.000	0	3	3	1.5	3	0	0	1	0	1	2	1.0
2017-18	2-2	59/29.5	6-17	.353	2-9	.222	6-6	1.000	0	8	8	4.0	4	0	3	5	1	3	20	10.0
TOTAL	4-2	88/22.0	7-19	.368	2-9	.222	6-6	1.000	0	11	11	2.8	7	0	3	6	1	4	22	5.5

MILLER, JD

Season	gp-gs	min/avg	Total		3-Point		F-Throws		Rebounds				pf	fo	ast	to	blk	stl	Scoring	
			fg-fga	pct	fg-fga	pct	ft-fta	pct	off	def	tot	avg							pts	avg
2015-16	2-0	43/21.5	4-14	.286	1-5	.200	4-4	1.000	5	3	8	4.0	5	0	1	4	1	3	13	6.5
2016-17	2-2	47/23.5	9-17	.529	4-7	.571	1-2	.500	0	2	2	1.0	6	0	6	5	1	2	23	11.5
2017-18	2-1	38/19.0	5-12	.417	2-5	.400	0-0	.000	2	2	4	2.0	0	0	3	4	1	3	12	6.0
TOTAL	6-3	128/21.3	18-43	.419	7-17	.412	5-6	.833	7	7	14	2.3	11	0	10	13	3	8	48	8.0

NOI, Kouat

Season	gp-gs	min/avg	Total		3-Point		F-Throws		Rebounds				pf	fo	ast	to	blk	stl	Scoring	
			fg-fga	pct	fg-fga	pct	ft-fta	pct	off	def	tot	avg							pts	avg
2017-18	2-1	43/21.5	4-15	.267	2-11	.182	2-6	.333	1	6	7	3.5	2	0	2	0	0	2	12	6.0
TOTAL	2-1	43/21.5	4-15	.267	2-11	.182	2-6	.333	1	6	7	3.5	2	0	2	0	0	2	12	6.0

ROBINSON, Alex

Season	gp-gs	min/avg	Total		3-Point		F-Throws		Rebounds				pf	fo	ast	to	blk	stl	Scoring	
			fg-fga	pct	fg-fga	pct	ft-fta	pct	off	def	tot	avg							pts	avg
2016-17	2-2	81/40.5	8-24	.333	3-6	.500	7-9	.778	2	4	6	3.0	2	0	14	6	3	3	26	13.0
2017-18	2-2	76/38.0	8-13	.615	0-2	.000	5-8	.625	2	3	5	2.5	5	0	11	11	0	4	21	10.5
TOTAL	4-4	157/39.2	16-37	.432	3-8	.375	12-17	.706	4	7	11	2.8	7	0	25	17	3	7	47	11.8

CONFERENCE ONLY

RECORD:	OVERALL	HOME	AWAY	NEUTRAL
ALL GAMES	2-2	2-0	0-2	0-0
CONFERENCE	2-2	2-0	0-2	0-0
NON-CONFERENCE	0-0	0-0	0-0	0-0

#	Player	gp-gs	min	avg	Total		3-Point		F-Throw		Rebounds				pf	dq	a	to	blk	stl	pts	avg
					fg-fga	fg%	3fg-fga	3fg%	ft-fa	ft%	off	def	tot	avg								
01	BANE, Desmond	4-4	138	34.5	28-52	.538	8-14	.571	6-8	.750	9	15	24	6.0	15	1	11	7	2	4	70	17.5
12	NOI, Kouat	4-1	100	25.0	21-38	.553	13-26	.500	6-8	.750	1	5	6	1.5	12	1	3	4	1	6	61	15.3
25	ROBINSON, Alex	4-4	142	35.5	18-46	.391	7-19	.368	17-24	.708	2	14	16	4.0	11	0	28	16	1	6	60	15.0
15	MILLER, JD	4-4	121	30.3	11-31	.355	2-6	.333	14-23	.609	10	24	34	8.5	6	0	10	3	0	5	38	9.5
21	SAMUEL, Kevin	4-4	102	25.5	15-27	.556	0-0	.000	5-11	.455	17	13	30	7.5	15	1	1	5	7	1	35	8.8
22	NEMBARD, RJ	3-3	82	27.3	7-19	.368	5-12	.417	7-10	.700	0	7	7	2.3	8	0	4	4	2	0	26	8.7
05	DAVIS, Kendric	4-0	77	19.3	6-19	.316	1-5	.200	6-8	.750	0	9	9	2.3	8	0	11	8	0	4	19	4.8
31	ASCHIERIS, Owen	1-0	6	6.0	0-2	.000	0-2	.000	4-4	1.000	0	2	2	2.0	0	0	0	2	0	0	4	4.0
11	MAYEN, Lat	3-0	32	10.7	3-6	.500	3-6	.500	3-4	.750	2	6	8	2.7	3	0	1	4	1	2	12	4.0
Team											6	2	8					2				
Total.....		4	800		109-240	.454	39-90	.433	68-100	.680	47	97	144	36.0	78	3	69	55	14	28	325	81.2
Opponents.....		4	800		105-234	.449	17-70	.243	74-103	.718	43	98	141	35.2	72	-	61	49	16	29	301	75.2

TEAM STATISTICS	TCU	OPP	Date	Opponent	Score	Att.
SCORING	325	301	* 01/05/19	BAYLOR	W 85-81	6396
Points per game	81.2	75.2	* 01/09/19	at Kansas	L 68-77	16300
Scoring margin	+6.0	-	* 01/12/19	at Oklahoma	L 74-76	8005
FIELD GOALS-ATT	109-240	105-234	* 01/15/19	WEST VIRGINIA	W 98-67	6734
Field goal pct	.454	.449	% = Basketball Hall of Fame Classic (Los Angeles)			
3 POINT FG-ATT	39-90	17-70	^ = Diamond Head Classic (Honolulu)			
3-point FG pct	.433	.243	* = Conference game			
3-pt FG made per game	9.8	4.3				
FREE THROWS-ATT	68-100	74-103				
Free throw pct	.680	.718				
F-Throws made per game	17.0	18.5				
REBOUNDS	144	141				
Rebounds per game	36.0	35.2				
Rebounding margin	+0.8	-				
ASSISTS	69	61				
Assists per game	17.3	15.3				
TURNOVERS	55	49				
Turnovers per game	13.8	12.3				
Turnover margin	-1.5	-				
Assist/turnover ratio	1.3	1.2				
STEALS	28	29				
Steals per game	7.0	7.3				
BLOCKS	14	16				
Blocks per game	3.5	4.0				
ATTENDANCE	13130	24305				
Home games-Avg/Game	2-6565	2-12152				
Neutral site-Avg/Game	-	0-0				

Score by Periods	1st	2nd	Totals
TCU	162	163	325
Opponents	133	168	301

SEASON STATS

RECORD:	OVERALL	HOME	AWAY	NEUTRAL
ALL GAMES	13-3	8-1	1-2	4-0
CONFERENCE	2-2	2-0	0-2	0-0
NON-CONFERENCE	11-1	6-1	1-0	4-0

##	Player	gp-gs	min	avg	Total	3-Point	F-Throw	Rebounds				pf	dq	a	to	blk	stl	pts	avg
					fg-fga	fg%	3fg-fga	3fg%	ft-fa	ft%	off	def	tot	avg					
01	BANE, Desmond	16-16	542	33.9	92-173	.532	23-58	.397	28-33	.848	20	70	90	5.6	33	1	49	22	14.7
12	NOI, Kouat	13-1	310	23.8	66-132	.500	34-82	.415	18-22	.818	15	34	49	3.8	27	1	15	11	14.2
25	ROBINSON, Alex	16-16	533	33.3	75-160	.469	18-45	.400	49-73	.671	9	51	60	3.8	29	0	131	51	13.6
10	FISHER, Jaylen	9-8	217	24.1	35-85	.412	30-68	.441	9-10	.900	4	18	22	2.4	23	0	24	6	12.1
15	MILLER, JD	16-16	455	28.4	59-118	.500	8-34	.235	49-72	.681	34	75	109	6.8	31	0	35	14	10.9
21	SAMUEL, Kevin	16-16	339	21.2	60-86	.698	0-0	.000	14-29	.483	46	66	112	7.0	50	1	9	27	8.4
05	DAVIS, Kendric	16-0	212	13.3	30-69	.435	3-14	.214	22-32	.688	3	21	24	1.5	17	0	28	16	5.3
22	NEMBARD, RJ	15-7	268	17.9	20-59	.339	9-27	.333	13-23	.565	3	37	40	2.7	17	0	16	19	4.1
35	ALOK, Yuat	10-0	131	13.1	13-30	.433	0-0	.000	7-9	.778	4	21	25	2.5	29	1	2	14	3.3
11	MAYEN, Lat	9-0	68	7.6	9-18	.500	5-13	.385	5-6	.833	3	7	10	1.1	7	0	1	7	3.1
00	ARCHIE, Kaden	10-0	101	10.1	6-25	.240	1-11	.091	8-13	.615	3	12	15	1.5	12	0	0	5	2.1
31	ASCHIERIS, Owen	8-0	18	2.3	0-4	.000	0-4	.000	4-4	1.000	0	3	3	0.4	0	0	0	4	0.5
23	McWILLIAM, Angus	2-0	6	3.0	0-1	.000	0-0	.000	0-0	.000	3	0	3	1.5	0	0	0	1	0.0
Team											19	14	33				7		
Total.....		16	3200		465-960	.484	131-356	.368	226-326	.693	166	429	595	37.2	275	4	310	204	80.4
Opponents.....		16	3200		385-942	.409	87-317	.274	221-311	.711	167	363	530	33.1	273	-	219	234	67.4

TEAM STATISTICS

	TCU	OPP
SCORING	1287	1078
Points per game	80.4	67.4
Scoring margin	+13.1	-
FIELD GOALS-ATT	465-960	385-942
Field goal pct	.484	.409
3 POINT FG-ATT	131-356	87-317
3-point FG pct	.368	.274
3-pt FG made per game	8.2	5.4
FREE THROWS-ATT	226-326	221-311
Free throw pct	.693	.711
F-Throws made per game	14.1	13.8
REBOUNDS	595	530
Rebounds per game	37.2	33.1
Rebounding margin	+4.1	-
ASSISTS	310	219
Assists per game	19.4	13.7
TURNOVERS	204	234
Turnovers per game	12.8	14.6
Turnover margin	+1.9	-
Assist/turnover ratio	1.5	0.9
STEALS	115	84
Steals per game	7.2	5.3
BLOCKS	65	47
Blocks per game	4.1	2.9
ATTENDANCE	58252	54784
Home games-Avg/Game	9-6472	3-10078
Neutral site-Avg/Game	-	4-6138

Score by Periods	1st	2nd	Totals
TCU	604	683	1287
Opponents	492	586	1078

Date	Opponent		Score	Att.
11/7/18	CSU BAKERSFIELD	w	66-61	6819
11/11/18	ORAL ROBERTS	w	79-62	6368
11/15/18	FRESNO STATE	w	77-69	6315
11/20/18	LIPSCOMB	L	64-73	6168
11/26/18	EASTERN MICHIGAN	w	87-69	6219
11/30/18	CENTRAL MICHIGAN	w	89-62	6802
12/05/18	at SMU	w	67-59	5929
% 12/07/18	vs USC	w	96-61	7235
12/16/18	INDIANA STATE	w	90-70	6431
^ 12/22/18	vs Charlotte	w	82-57	5659
^ 12/23/18	vs Bucknell	w	82-65	5904
^ 12/25/18	vs Indiana State	w	83-69	5752
* 01/05/19	BAYLOR	w	85-81	6396
* 01/09/19	at Kansas	L	68-77	16300
* 01/12/19	at Oklahoma	L	74-76	8005
* 01/15/19	WEST VIRGINIA	w	98-67	6734

% = Basketball Hall of Fame Classic (Los Angeles)

^ = Diamond Head Classic (Honolulu)

* = Conference game