

**Knoll**

Antenna Workspaces  
GSA Price List 01/30/2023

General Services Administration  
Federal Acquisition Service  
Federal Supply Schedule Catalog  
Multiple Award Schedule  
Office Furniture  
Contract Number: GS-03F-078DA  
Contract Period: March 23, 2016 through  
March 22, 2026  
Contractor: Knoll, Inc.  
P.O. Box 157  
1235 Water Street  
East Greenville, PA 18041  
(215) 679-7991  
Business Size: Large

**Knoll**



# Information for Ordering

## Antenna Workspaces

### GS-03F-078DA

#### 1. MAS Multiple Award Schedule Categories

Large Category: Furniture and Furnishings  
Commodity Code: C  
PSC: 7110

- a. Subcategory: Office Furniture  
SIN: 33721  
SIN Title: Office Furniture  
Maximum Order Limit: \$250,000

#### Furniture Service Rates

Project Management  
\$63.48/hour Non-Union  
\$128.97/hour Union  
Design Layout  
\$65.49/hour  
Installation  
\$51.50-\$94.28/hour Non-Union

- b. Subcategory: Packaged Furniture  
SIN: 33721P  
SIN Title: Packaged Office Furniture  
Maximum Order Limitation: \$5,000,000
- c. Subcategory: Miscellaneous Furniture  
SIN: 532289  
SIN Title: Furniture Rental and Leasing  
Maximum Order Limitation: \$500,000
- d. Large Category: Miscellaneous  
Subcategory: Complimentary Special Items  
Numbers (SINs)  
SIN: OLM  
SIN Title: Order-Level Materials (OLM)

#### 2. Maximum Order:

See above.

#### 3. Minimum Order:

\$50.00 per delivery point (net).

#### 4. Geographical Coverage (delivery area):

The 48 contiguous United States and the District of Columbia.

Deliveries to destinations outside the 48 contiguous states are made F.O.B. inland carrier, point of exportation, with transportation to be paid by the government from point of exportation to the destination outside the 48 contiguous states.

#### 5. Points of Production:

East Greenville, Pennsylvania

#### 6. Discounts:

List prices (non-discount deducted) are shown in this Price List.

#### 90 Day Delivery Program

Antenna Workspace Single Order List Value	Discount from List Price
\$ 0-\$ 400,000	79%
\$400,001-\$1,282,051	80.5%

#### 7. N/A

#### 8. Payment Terms:

Prompt Payment: 2% / 10 days Net 30 days.

#### Criteria:

- a. Applies to standard GSA Contract orders/invoices for Knoll Product only (excludes negotiated purchases greater than standard GSA Contract).
- b. Excludes product orders/invoices that include services and/or consolidated invoices with services (i.e. Design, Project Management, Installation, Non Knoll Products).
- c. Excludes Government Credit Card Purchases.
- d. Excludes orders placed under GSA Contractor Teaming Agreement or by Cost Reimbursable Government Contractors (GC) under FAR part 51.102.

#### 9. Government Credit Card:

Accepted below and above the micro purchase threshold

#### 10. Foreign Items:

None.

#### 11a. Time of Delivery:

90 days, ARO.

#### 11b, c, & d. Expedited/Overnight Delivery:

Contact your Knoll GSA Customer Service Representative

#### 12. F.O.B. Point:

Destination within 48 contiguous United States and the District of Columbia. Price includes product delivery to the site or warehouse. The purchaser is responsible for unloading.

#### 13a. Ordering Address:

Knoll, Inc.  
c/o Knoll Participating Dealer  
P.O. Box 157  
1235 Water Street  
East Greenville, PA 18041  
Attn: Order Entry

#### 13b. Ordering Procedures:

For supplies and services, ordering procedures and information on BPAs are found in FAR 8.404.

#### 14. Payment Address:

Knoll, Inc.  
P.O. Box 841366  
Dallas, TX 75284-1366

#### 15. Warranty:

See page 4.

#### 16. Export Packing Charges:

Write for a quotation.

#### 17. N/A

#### 18. N/A

#### 19. Installation:

To be negotiated on a project-by-project basis.

#### 20. N/A

#### 21. N/A

#### 22. Participating Dealers:

Knoll dealers may not accept equipment orders or perform invoicing under this contract. However, authorized Knoll Dealers do provide design and installation services as Knoll's subcontractor.

Contact your local Knoll Sales Representative for a current listing of authorized dealers in your area.

#### 23. N/A

#### 24. N/A

#### 25 & 26. Federal Identification Numbers:

CCR: 1996J212868  
Tax ID No. (TIN): 13-3873847  
Cage Code: 13207  
Unique Entity ID: GFQJBLPZWC44  
CEC: 0877161G  
NAICS No.: 337214

#### 27. Restocking Terms:

25% of net product cost. Prior authorization is required.

#### 28. Cancellation Terms:

Prior to production, no cancellation charge will apply.

- 
- 1** Order Date
  - 2** Contract number
  - 3** Order number
  - 4** Issuing office:  
Requestor name and  
telephone number
  - 5** Shipping address:  
Contact name and  
telephone number
  - 6** Contractor:  
Knoll, Inc.  
c/o Knoll Participating Dealer  
P.O. Box 157  
1235 Water Street  
East Greenville, PA 18041  
Attn.: Order Entry
  - 7** Remit to:  
Knoll, Inc.  
P.O. Box 841366  
Dallas, TX 75284-1366
  - 8** FOB destination
  - 9** ARO date (After Receipt of Order)
  - 10** Terms: Net 30 Days
  - 11** Complete product description,  
including model number,  
and finish(es)
  - 12** Quantity ordered
  - 13** Individual unit price
  - 14** Amount (quantity x unit price)
  - 15** Partial shipment and partial  
payment authorized
  - 16** Total cost
  - 17** Invoice address
  - 18** Authorized contracting officer  
signature and telephone number
  - 19** Authorized contracting officer  
name and title (typed)

<b>ORDER FOR SUPPLIES OR SERVICES</b>	PAGE _____ OF _____ PAGES
IMPORTANT: Mark all packages and papers with contact and/or order numbers.	

DATE OF ORDER <b>1</b> 11-1-19	CONTRACT NO. (if any) <b>2</b> GS-03F-078DA	ORDER NO. <b>3</b> 12345	REQUISITION/REFERENCE NO.
-----------------------------------	--	-----------------------------	---------------------------

ISSUING OFFICE (Address correspondence to) <b>4</b> Federal Agency Name 1 Town Street City, State, Zip Name and Telephone Number	SHIP TO: (Consignee and address, ZIP Code) <b>5</b> Federal Agency Name 2 Town Street City, State, Zip Name and Telephone Number
--	--

TO: CONTRACTOR (Names, address and ZIP Code) <b>6</b> Knoll, Inc. c/o Knoll Participating Dealer P.O. Box 157 1235 Water Street East Greenville, PA 18041 Attn.: Order Entry	TYPE OF ORDER <input type="checkbox"/> A. PURCHASE - Reference your _____  Please furnish the following on the terms and conditions specified on both sides of this order and on the attached sheets, if any, including delivery as indicated. This purchase is negotiated under authority of: _____
--	--

REMIT TO: <b>7</b> Knoll, Inc. P.O. Box 841366 Dallas, TX 75284-1366	<input type="checkbox"/> B. DELIVERY - Except for billing instructions on the reverse, this delivery order is subject to instructions contained on this side only of this form and is issued subject to the terms and conditions of the above-numbered contract.  REQUISITIONING OFFICE _____
---	--

ACCOUNTING AND APPROPRIATION DATA	BUSINESS CLASSIFICATION (Check appropriate boxes) <input type="checkbox"/> SMALL <input checked="" type="checkbox"/> OTHER THAN SMALL <input type="checkbox"/> DISADVANTAGED <input type="checkbox"/> WOMEN-OWNED
-----------------------------------	--

F.O.B. POINT <b>8</b> Destination	GOVERNMENT NO.	DELIVER TO F.O.B. POINT ON OR BEFORE (Date) <b>9</b> ARO Date	DISCOUNT TERMS <b>10</b> Net 30 Days
--------------------------------------	----------------	--	---

(See reverse for Rejections)

ITEM NO. (A)	SUPPLIES OR SERVICES (B)	QUANTITY ORDERED (C)	UNIT (D)	UNIT PRICE (E)	AMOUNT (F)	QUANTITY ACCEPTED (G)
1	<b>11</b> 1 lot of Antenna per attached Bill of Materials Design - 15 hours at \$65.49 per hour Installation  <b>15</b> Partial shipment and partial payment authorized	<b>12</b> 1		<b>13</b> \$25,000.00 982.35 1,600.00	<b>14</b> \$25,000.00 982.35 1,600.00	

SEE BILLING INSTRUCTIONS ON REVERSE	SHIPPING POINT	GROSS SHIPPING WEIGHT	INVOICE NO.		(H) TOT. ← (cont. pages)
	MAIL INVOICE TO: (Include ZIP Code) <b>17</b> Agency Name, 3 Town Street, City, State, Zip				<b>16</b> \$27,582.35

UNITED STATES OF AMERICA BY (Signature) ← **18** Contracting Officer signature and telephone no.      NAME (Typed) **19** John Smith, Contracting Officer

**Customer's Own Material** A Purchaser who requests a fabric or other surface material not standard to Seller's line of Products ("COM") must submit samples of the requested material to Seller prior to entry of a purchaser order. Seller shall determine if the material is suitable to its manufacturing processes and meets any requirements of Underwriters Laboratories. If the COM is acceptable, Seller will then establish a price for using the COM or the Product in question. For a description of the procedures for submitting samples and testing, contact customer resources or your sales representative. Seller shall have no responsibility for the appearance, condition, performance, durability, colorfastness or any other physical attribute of the COM. Purchaser shall indemnify and hold Seller harmless for any damages, injuries or losses arising out of or related to use of the COM on the Product.

**Warranty** Seller warrants to the original Purchaser only that the Products Seller manufactures and sells to Purchaser are free of defects in workmanship and materials, during the applicable warranty period set forth below.  
 Warranty period set forth below is for 24-hour, 7 days a week, multi shift use (includes parts and labor to repair).  
 Should any failure to conform with this limited warranty appear to a Product listed below during the applicable warranty period from the date of shipment, Seller shall, upon prompt written notice, repair or replace, at its option and costs, the affected part or parts.

**Product and Period of Warranty**

Lifetime: *Antenna Workspaces, AutoStrada, Calibre, Crinion Open Table, Currents, Dividends Horizon, Morrison, Reff Profiles* laminate, *Rockwell Unscripted, Series 2 Storage, Template, Quoin* and other non-wood components (except cascade edge worksurfaces, operational parts, controls, electrical, Lighting, *Series 2 Veneer Front Storage*, digital locks, upholstery, textiles and leathers, special or custom products, see below), *Islands Collection* table structure, legs and laminate worksurfaces; and *Wexby* mobile bin.

12 Years: *Chadwick, Generation by Knoll, k.task, Life, Moment, MultiGeneration by Knoll, Olo, ReGeneration by Knoll, Remix* and *Toboggan* seating (except seating upholstery, textiles, leathers and finishes, see below).

10 Years: *Anchor Storage* except digital locks, *Antenna Workspaces, AutoStrada, Crinion Open Table, Dividends Horizon Satellite Surfaces, Reff Profiles, Rockwell Unscripted, Quoin* wood components, *Template* wood components, *Series 2 Veneer Front Storage*, cascade edge worksurfaces, *Wood Casegoods (The Graham Collection)* (except wood casegoods upholstered surfaces, see below), *Reuter* overheads, *Reuter* vertical storage, *KnollExtra* Sapper Monitor Arm Collection, Sapper XYZ Monitor Arm Series, Adjustable keyboard mechanisms and platforms, Communication Boards (except fabric board textiles, cork and FilzFelt, see below), Smokador collection (except leathers, see below), Orchestra Universal Systems Accessories, *k.lounge* structural components, *KnollStudio* Pixel and Propeller, *Tone* bases, *k.screens*, and dealer-purchased BIFMA-certified *Muuto* products.

5 Years: Operational parts, controls, electrical, Lighting (except light ballasts, bulbs and power supply, see below), special or custom product, wood veneer products and plywood, *Currents* handcrank, *KnollStudio* (excluding textiles, leather and outdoor finishes), *LSM, Pixel Lounge, Rockwell Unscripted* wire bases, *KnollExtra* CPU holders and all universal storage drawers and *Power Collection, k.bench* (except changes in finish, see below) and *k.stand* bases (except changes in finish, see below), *Islands Collection* veneer worksurfaces, operational parts, wide grommet lid, castors, glides and electrical and dealer-purchased non BIFMA-certified *Muuto* products.

3 Years: *Rockwell Unscripted* upholstery (except textiles and leather), *Office Seating* upholstery, textiles, leathers and finishes. Fabric boards textiles and Smokador Collection leathers, *KnollExtra* Pop Up Screens, *k.screen* (except cork and PET), and retailer-purchased *Muuto* products.

2 Years: *Anchor Storage* digital locks, *Quoin* digital locks, all other *KnollExtra* product.

1 Year: Light ballasts, bulbs and power supply, seating upholstered arm pads and soft arm pads, wood casegoods upholstered surfaces, *KnollStudio* textiles, leathers and product finishes, *Pixel lounge* fabric, *k.lounge* upholstery and *k.lounge* fabric, *Rockwell Unscripted* fabric and accessories, *k.screen* cork and PET.

This warranty does not apply to:

- Damage caused by a carrier other than the Seller.
- Normal wear and tear or acts or omissions of parties other than Seller (including user modification, improper use or installation of Products).
- COM or other third party materials applied to Products.
- Products not installed by or under the auspices of a Knoll Dealer.
- Dramatic temperature variations or exposure to unusual conditions.
- Changes in surface finishes, including colorfastness due to aging or exposure to light.
- Except as specifically noted above, textiles and upholstery supplied by *KnollTextiles* and Spinneybeck | FilzFelt (consult current price lists for applicable warranties).

Natural variations occurring in wood, marble, and leather shall not be considered defects, and the Seller does not guarantee the colorfastness or matching of the colors, grains or textures, or surface hardness of such materials. The Seller also does not guarantee the colorfastness of fiberglass panel surfaces.

THE EXPRESS WARRANTIES CONTAINED HEREIN ARE IN LIEU OF ALL OTHER WARRANTIES, EXPRESS OR IMPLIED, INCLUDING ANY WARRANTIES OF MERCHANTABILITY AND FITNESS FOR PARTICULAR PURPOSE AND ALL OTHER WARRANTIES ARISING FROM COURSE OF DEALING OR USAGE OF TRADE.

The remedies provided above are the Purchaser's sole remedies for any failure of Seller to comply with its obligations regarding the workmanship of its Products. Correction of any nonconformity in the manner and for the period of time provided shall constitute complete fulfillment of all liabilities of Seller, with respect to or arising out of the Product furnished hereunder.

**Claims** All shipments for all Knoll Products within the contiguous United States and Canada are F.O.B. Origin. Risk of loss passes to Purchaser at time of delivery to carrier. Purchaser shall inspect all Products upon receipt and notify Seller within ten (10) working days after receipt of any damage or defects which are, or should be, apparent from an inspection of the Product and its packaging. Failure of Purchaser to notify Seller during the ten (10) working day period shall constitute acceptance of the Products and waiver of any apparent defects, errors or shortages. For all claims relating to Product damaged in transit or for any other claims relating to or arising out of the transportation of the Product, Purchaser must seek recovery from the carrier and Seller has no liability to Purchaser for such claims. Seller may, upon request, assist Purchaser with filing of such claims with the carrier, but Seller will not be liable for any of these transportation related claims.

---

**Knoll Lease with  
Option to Purchase  
Plan (LWOP)**

**GSA Contract:** GS-03F-078DA

**Special Item Number:** 532289

**Leasing Minimum Order:** \$50,000 net product value

**Term:** 36 Months

**Residual Value:** 9.35%  
APR = 7.5%

**Lease Rate Factors:** Months 1 - 12 = .03550  
13 - 24 = .03200  
25 - 36 = .02600

**Term:** 60 Months

**Residual Value:** 4.68%  
APR = 9.5%

**Lease Rate Factors:** Months 1 - 12 = .02450  
13 - 24 = .02300  
25 - 36 = .02200  
37 - 48 = .01850  
49 - 60 = .01630

**Knoll Lease To  
Own Plan (LTOP)**

**Term:** 36 Months  
APR = 8.5%

**Lease Rate Factors:** .03245

**Term:** 60 Months  
APR = 9.75%

.01997

To determine the monthly payment, take the net product value and multiply by the lease rate factor.

---

Introduction	Knoll and Sustainable Design	9	
	Material and Finish Options	10	
	Antenna Finish Options	11	
	Material and Finish Matrix	12	
	KnollTextiles Approved for Screens and Fabric Inserts	17	
	KnollTextiles and Spinneybeck for Pedestal Cushions	19	
	Grain Direction Planning Guidelines	20	
	Wall Mounting Guidelines for Cabinets	22	
Preconfigured Desks and Tables	24" and 30" Deep	24	
	Y-base tables	27	
	Media Enclave	28	
Tops	Antenna Tops For Desks or Big Tables	29	
	Antenna Hinged Access Tops for Big Tables	32	
	Antenna Centered Hinged Access Tops for Big Tables	34	
	Antenna Back Tops for Single Sided Big Tables	36	
	Antenna Extension Tops for Desks and Big Tables	37	
	Antenna Tops for 120° Planning	38	
	Antenna Tops and Worksurface Shelves for Template	39	
	Overlay Tops for Desks	42	
	Overlay Benching Tops for Desks and Big Tables	45	
	Overlay Hinged Access Tops for Big Tables	47	
	Overlay Extension Tops for Desks and Big Tables	49	
	Desk and Table Support	Starter and Extended Rails	50
		Return and Bridge Rails	53
Desk Connectors		55	
Desk Support Adapters		56	
Components for Reconfigurations		57	
Center Beam for Big Tables		58	
Center Beam for Big Tables, Table Desk and Wide End Leg		59	
Keyboard Tray and CPU Holder Mounts		60	
Legs for Desks or Returns		61	
Legs for Table Desks		64	
Legs for Back to Back Desks		65	
Legs for Dual Sided Big Tables		66	
Legs for Standing Height Dual Sided Big Tables		71	
Legs for Single Sided Big Tables		75	
Modesty Panels for Desks or Returns		81	
Back Panels for Single Sided Big Tables		83	
End Panels		85	
Enclave End Panels		91	
Sales and Installation Tools		92	
Power and Communications	Electrical Components for Desks and Big Tables	93	
	Hardwire Raceway	98	
	Surface Mounted Plugmold Raceway	99	
	Desktop Outlet Center	100	
	Cable Management	101	
Fence Components	Fence Structure	104	
	Fence Connectors and Trim	105	
	Electrical Components for Fence	107	
	Upper Covers	110	
	Lower Covers	114	
	Full Covers	117	



Screens	Desk Screens	120
	Big Table Screens	124
	Intermediate Screens	126
	Desktop End Screens	128
	Desk Surround Bridge Back Panels	132
	Desk Surround End Screens	137
	End Screens for Dual Big Table	140
	Fence Screens	142
	Add Up Screens	144
	S Screens	152
Floorstanding Desk Screens		153
Storage Components	Pedestals	154
	Laptop Drawer	159
	Suspended Storage	160
	Extension Cabinets	164
	Stanchion Mounted Wood Storage	167
	Stanchion Mounted Metal Storage	171
	Stanchion Mounted Platform	173
	Stanchion Supports	174
	Cantilever Shelves	175
	Floorstanding Personal Desk-End Cabinets	176
	Floorstanding Shared Desk-End Cabinets	178
	Floorstanding Desk-End Cabinet Accessories	179
	Floorstanding L and Wardrobe Cabinets	180
	Floorstanding File Cabinets	181
	Floorstanding Enclosed Shelf Cabinets	183
	Floorstanding Partially Enclosed Shelf Cabinets	184
	Floorstanding Open Shelf Cabinets	185
	Wall Mounted Wood Cabinets	186
	Wall Mounted Metal Cabinets	187
	LED Task Lights	188
	Hybrid Suspended Storage for Telescope Tables	189
	Hybrid Suspended Storage for k. bench Tables	191
	Hybrid Suspended Storage for k. stand Tables	192
	Hybrid Suspended Storage for Tone Tables	193
	Hybrid Suspended Storage for Direct Mount	194
	Hybrid Dual Sided Low Storage	195
	Hybrid Single-Sided Low Storage	200
Hybrid Tech-back Low Storage	206	
Hybrid Tall Cabinets	215	
Hybrid Storage Connectors		216
Interpole Components	Interpole Poles and Covers	217
	Interpole Power Components	219
	Interpole Accessories	222
	Interpole Screens	224
	Interpole Horizontal Wood Storage	234
	Interpole Vertical Wood Storage	240
Antenna Simple Tables	Antenna Simple Tables	244
	Modesty Panels for Simple Tables	252
	Antenna Simple Table Tops	254
	Antenna Simple Table Legs	257
	Antenna Simple Table Power and Accessories	258

Antenna Telescope	Antenna Telescope Rectangular Tops for Adjustable Dual Tables	260
	Antenna Telescope RADIUSed Tops for Adjustable Dual Tables	261
	Antenna Telescope Tops for Adjustable 120° Triads	263
	Antenna Telescope Tops for Fixed Dual Tables	264
	Antenna Telescope Return Tops for Dual Tables	265
	Antenna Telescope Dual Table Bases	266
	Antenna Telescope Single Sided Table Bases	274
	Antenna Telescope Back Panels	286
	Antenna Telescope 120° Triad	294
	Antenna Telescope Dual Return Bases	302
	Antenna Telescope Single Sided Return Bases	305
	Antenna Telescope Y-Base Tables	308
	Antenna Telescope End Panels	310
	Desk Screens for Telescope Dual Tables	316
	Center Screens for Telescope Dual Tables	318
	Telescope Power and Cable Management	322
	Telescope Accessories	329
	Horsepower	Independent Horsepower
Legs for Linked Horsepower		333
Beams for Linked Horsepower		334
Covers for Linked Horsepower		335
Horsepower Desk Support Adapters		336
Electrical Components for Horsepower		337
Horsepower Screens		342
Horsepower Saddles		344
Horsepower Upmounted Shelves		345
Horsepower Wood Cabinets		346
Horsepower Metal Shelves		357
Horsepower Accessories		358
Power Beam		Beams
	Covers for Power Beam	360
	Beam Covers for Plug-in Power	369
	Beam Supports	370
	Power Pole for Power Beam	376
	Beam Junctions	378
	Table and Rail Supports	379
	Power Components	380
	Beam Planters	393
	Beam Counters	394
	Beam Triangle Shelf	395
	Organization Tools	396
	Mobile Tech Carts	398
	Bridge Cabinets	399
	Power Beam Universal Gallery Panels	401
KnollKey Lock Program	427	
General Ordering Information	428	

# Knoll and Sustainable Design

---

Each year Knoll sets key initiatives in the journey to sustainability. Focused on our impact to people and planet, Knoll reports material health product attributes and sets operational targets to reduce greenhouse gas emissions, waste generation and water use (in our North American facilities.)

Material transparency is a core Knoll sustainable design value, enabling us to optimize the design and performance of our products. Our material health program utilizes independent third-party certifications that provide an impartial and trustworthy foundation for industry-wide transparency. Certification by respected third parties ensures that all manufacturers are held to the same high standards. Knoll certifications include: Forest Stewardship Council (FSC®), Intertek's Clean Air Program, Business and Institutional Furniture Manufacturer's Association (BIFMA) LEVEL® certification, International Living Future Institute's (ILFI) Declare labelling and Certified Environmental Product Declarations. In addition, Knoll is aligned with the U.S. Green Building Council and can help organizations achieve credits for Leadership in Energy and Environmental Design (LEED®), WELL and the Living Building Challenge (LBC) building certifications.

In our manufacturing operations, we focus on efficiency and impact. Knoll Office and Knoll Europe manufacturing locations are ISO 14001:2015 certified. Knoll sets objectives and targets to reduce energy, water and waste. These initiatives are part of a long-term strategy to further reduce energy consumption and lower our carbon footprint.

We also believe in helping our customers find viable options when decommissioning furniture or other related assets. ANEW's Full Circle Program, in partnership with Knoll, allows customers to leverage buy-back and re-sale programs as well as explore options for repurposing or recycling that mitigate landfill impact through energy-from-waste conversion.

For more information about Knoll and sustainable design, visit [www.knoll.com/environment](http://www.knoll.com/environment).

For specific product applications for each finish refer to the finish matrix on the following pages.

**KNOLL CORE LAMINATES**

**Solid Colors**

- 111 Jet Black \* \*\*
- 114 Folkstone Grey \* \*\* (S)
- 115 Medium Grey \* \*\*
- 117 Soft Grey \* \*\*
- 118 Bright White \* \*\* (S)
- 119 Pumice \* \*\*
- 128 Fog \* \*\*

(S) S Screen finish option

**Patterned**

- 121 Micro Grey
- 122 Brushed Sand
- 123 Brushed Grey
- 129 Micro Sand

Brushed Sand (122) and Brushed Grey (123) are not available on laminate screens 60" and wider and on modesty or end panels of any size.

**Wood Grain**

- 124 Medium Cherry \* \*\*
- 125 Natural Maple \* \*\*
- 126 Natural Cherry \* \*\*
- 127 Walnut \* \*\*
- 139 Light Ash \* \*\*
- 140 Warm Ash \* \*\*
- 141 Whitened Ash \* \*\*
- 142 Grey Ash \* \*\*
- 143 Classic Oak \* \*\*
- 144 Graphite Pear \* \*\*
- 145 Zebra \*
- 147 Silverwood \*\*
- 148 Smokewood \*\*
- 149 Barnwood \*\*

*Matching edgeband available*

*\*\* Melamine worksurface finish. Worksurfaces manufactured in Melamine are available in High Pressure Laminate at a 10% upcharge. Other products are also available in High Pressure Laminate and would need to be quoted separately.*

*\*\*\* Antenna worksurfaces and back panels in finishes 147, 148, and 149 are not available with matching edgebands. Edgebands for worksurfaces in these finishes are specifiable. Edgebands for back panels are only available in the below combinations:*

- 147 Silverwood / 117 Soft Grey edge*
- 148 Smokewood / 111 Jet Black edge*
- 149 Barnwood / 115 Medium Grey edge*

**ACCENT LAMINATE**

- 130 Dark Red
- 131 Slate Blue
- 132 Olive Green
- 133 Canary Yellow
- 134 Knoll Red

Accent Laminates are only available on the interior of laminate storage cabinets.

**COLOR CORE LAMINATES**

- 311 Solid Gallery White
- 312 Solid Folkstone

**MARKERBOARD LAMINATE**

- M Markerboard

**GLASS SCREENS**

- TEMP Clear
- GL13 Powder
- GL35 Grey Tinted

**GLASS TOPS**

- GL11 Back Painted Black
- GL13 Powder
- GL18 Back Painted White
- GL35 Grey Tinted
- GL85 Starfire Clear
- TEMP Clear

**PLATED FINISH**

- PD Chrome

**ANODIZED FINISH**

- AA Anodized Aluminum

**KNOLL CORE PAINTS**

- 111T Jet Black
- 112T Brown
- 113T Dark Grey
- 114T Folkstone Grey
- 115T Medium Grey
- 116T Sandstone
- 117T Soft Grey
- 118T Bright White
- 611T Beige Mist Metallic
- 612T Medium Metallic Grey
- 613 Silver

**ACCENT PAINTS**

- 130 Dark Red
- 131 Slate Blue
- 138 Clear \*
- 146 Black Wrinkle (H)

*\*Available on select base components.*

*(H) Available on Antenna Horsepower only.*

**COMBINATION LAMINATE**

Laminate storage cabinets may be specified with different laminate finishes on the exterior and interior of the case.

**EDGE OPTIONS FOR LAMINATE**

**WORKSURFACES**

- WPLY Ply Edge Wood (V1 pricing)
- SPLYGL13 Ply Edge Synthetic (L pricing)

Additional edge options are only available on laminate worksurfaces.

## Wood Finishes

New codes begin with a three digit numeric sequence, followed by a letter suffix. Each letter suffix (A-F) represents a different combination of pore fill options and gloss levels.

<b>Code</b>	<b>V1 TECHWOOD</b>	<b>Code</b>	<b>V2 PREMIUM TECHWOOD</b>	<b>Code</b>	<b>V3 PREMIUM VENEER</b>
638	Blond Maple	647	White Pine	039	Pippy Oak *
628	Dark Mahogany	640	Ebony	044	Figured Sycamore
639	Light Cherry	642	Grigio		
641	Black Oak				
506	Maple		<b>V2 NATURAL VENEER</b>		
509	Cherry	020	Natural Oak		
512	Medium Walnut	038	Rustic Walnut *		
513	Medium Teak	017	Light Walnut		
514	Espresso	002	Bronze Cherry		
637	Natural	006	Maple		
644	Light Walnut	021	Peacock Green Walnut		
645	Dove Grey	022	Old English Walnut		
		037	Birch		

	<b>Gloss Level</b>	<b>Fill Level</b>
A	Low Gloss	Closed Pore
B	MediumGloss	Closed Pore
C	High Gloss	Closed Pore
D	Low Gloss	Open Pore
E	Medium Gloss	Open Pore
F	High Gloss	Open Pore

## Edge Options for Veneers

WOOD	Complementary Wood
SYN	Complementary Synthetic
WPLY	Wood Ply Edge *
SPLY	Synthetic Ply Edge *

\* Ply Edge available on Birch (037) worksurfaces.

## \*Note:

Overlay tops specified with a veneer top and/or edge are available in any V1, V2 or V3 finish except for the following veneers:

- Medium Teak (513)
- Dove Grey (645)
- Ebony (640)
- Grigio (642)

-Synthetic Edge option is available on worksurfaces, only.

-Finishes with \* are available on worksurfaces only.

For more detailed information on Veneer finishes, please refer to the Wood Finish Matrix on the Knoll.com

Product Description	No Finish Option	Antenna Approved Fabrics	Knoll Core Solid Color Laminates	Knoll Core Patterned Laminates	Knoll Core Wood Grain Laminates	Accent Laminates	Color Core Laminates	Markerboard Laminate	Glass	Plated Finish	Knoll Core Paints	Accent Paints	Clear Paint	Knoll Core Veneers
<b>Preconfigured Desks and Big Tables</b>														
<b>Antenna Leg Base Tables</b>														
	Top Finish		*	*	*				*					*
	Edge Finish (Laminate Only)		*		*									*
	Leg/Cradle Finish									*	*	*	*	
<b>Y-base Tables</b>														
	Top Finish		*	*	*									*
	Edge Finish (Laminate Only)		*		*									*
	Base Finish										*	*		
	Grommet Finish										*	*		
<b>Tops</b>														
<b>Antenna Tops</b>														
	Top Finish		*	*	*									*
	Edge Finish (Laminate Only)		*		*									*
<b>Overlay Tops</b>														
	Top Finish							*						*
	Edge Finish (Laminate Only)													*
<b>Desk and Table Support</b>														
Rails											*	*	*	
Desk Connectors											*	*	*	
Desk Support Adapters											*	*	*	
Components for Reconfigurations											*	*		
Center Beam for Big Tables											*	*		
KnollExtra Sapper Mounts for Desks and Big Tables											*	*		
KnollExtra Keyboard Tray and CPU Holder Mounts	*													
End Legs and Intermediate Legs											*	*	*	
Standing Height Intermediate Leg Brace									*	*	*	*	*	
<b>Table Desk End Legs</b>														
	Leg Finish									*	*	*	*	
	Cradle Finish										*	*	*	
<b>Modesty, Back Panels and End Panels</b>														
	Surface Finish		*	*							*			*
	Bracket Finish										*		*	
<b>Power and Communications</b>														
Electrical Components	*													
Power Harness Mounting Brackets											*	*		
Raceway Covers											*	*	*	
Raceway End Caps											*	*	*	
Desktop Outlet Center	*													
Desk Mount Outlet Center Shroud											*	*		

Product Description	No Finish Option	Antenna Approved Fabrics	Knoll Core Solid Color Laminates	Knoll Core Patterned Laminates	Knoll Core Wood Grain Laminates	Accent Laminates	Color Core Laminates	Markerboard Laminate	Glass	Plated Finish	Knoll Core Paints	Accent Paints	Clear Paint	Knoll Core Veneers
Communications Outlet Mounts											*	*		
Cable Baskets and Mount Kits	*													
Vertical Wire Manager											*		*	
Cable Clips	*													
<b>Fence Components</b>														
Frames	*													
Individual Legs											*			
Stabilizer Foot											*			
Crown Top Caps											*			
Flat Ends											*			
Connectors											*			
Electrical Components	*										*			
Upper Outlet Covers											*			
Upper Cable Tray Covers											*			
Upper Slatwall Covers											*			
Upper/Lower/Full Painted Covers											*			
Upper/Lower/Full Laminate Covers			*	*										
Upper/Lower/Full Veneer Covers														*
<b>Screens</b>														
Desk Screens														
	Surface Finish	*	*	*	*			*						*
	Frame Finish Finish (Fabric Only)										*	*		
	Bracket Paint Finish										*	*		
Center Screens														
	Surface Finish	*	*	*	*			*	*					*
	Frame Finish Finish (Fabric Only)										*	*		
	Bracket Paint Finish										*	*		
Intermediate Screens														
	Surface Finish	*	*	*	*			*	*					*
	Frame Finish Finish (Fabric Only)										*	*		
	Bracket Paint Finish										*	*		
End Screens for Big Table														
	Surface Finish		*	*	*			*						
	Bracket Finish										*	*		
Enclave End Panel														
	Surface Finish		*	*	*			*						
	Bracket Paint Finish										*	*		
Fence Screens														
	Surface Finish	*	*	*	*			*	*					*
	Frame Finish Finish (Fabric Only)										*	*		
	Bracket Paint Finish										*	*		

Product Description	No Finish Option	Antenna Approved Fabrics	Knoll Core Solid Color Laminates	Knoll Core Patterned Laminates	Knoll Core Wood Grain Laminates	Accent Laminates	Color Core Laminates	Markerboard Laminate	Glass	Plated Finish	Knoll Core Paints	Accent Paints	Knoll Core Veneers
<b>S Screens (See Material &amp; Finish Options Page for Exceptions)</b>													
	Surface Finish		*										
	Bracket Paint Finish										*	*	
<b>Floorstanding L Screens</b>													
	Vertical Surface Finish		*	*	*								*
	Bracket Paint Finish										*	*	
<b>Storage Components</b>													
Edge Pull										*	*	*	
Insert Pull										*			
Loop Pull											*	*	
<b>Metal Pedestals</b>													
	Drawer Front Finish		*	*	*						*	*	*
	Case Finish										*	*	
	Pull Finish									*	*	*	
Seat Cushion		*											
Pencil Tray	*												
Laptop Drawer											*	*	
Drawer Pad	*												
Cable Net	*												
<b>Suspended Wood File</b>													
	Case Finish Exterior		*	*									*
	Case Finish Interior		*	*	*								*
	Door Finish		*	*									*
	Pull Finish									*	*	*	
	Bracket Paint Finish										*	*	
<b>Suspended Open Cabinets</b>													
	Case Finish Exterior		*	*									*
	Case Finish Interior		*	*	*								*
	Bracket Paint Finish										*	*	
<b>Extension Cabinets</b>													
	Case Finish Exterior		*	*									*
	Case Finish Interior		*	*	*								*
Fabric Inserts for Extension Cabinets		*											
Mounting Brackets for Extension Cabinets											*	*	



Product Description	No Finish Option	Antenna Approved Fabrics	Knoll Core Solid Color Laminates	Knoll Core Patterned Laminates	Knoll Core Wood Grain Laminates	Accent Laminates	Color Core Laminates	Markerboard Laminate	Glass	Plated Finish	Knoll Core Paints	Accent Paints	Knoll Core Veneers
<b>Stanchion Mounted Open/Enclosed Wood Cabinets</b>													
Case Finish Exterior			*		*								*
Case Finish Interior			*		*	*							*
<b>Stanchion Mounted Cabinet Door Sets</b>													
Door Finish			*		*								*
Pull Finish										*	*	*	
<b>Stanchion Mounted Open Metal Cabinets</b>													
<b>Stanchion Mounted Shared Metal Cabinets</b>													
Case Finish											*		
Door Finish											*		
Pull Finish											*	*	
<b>Platforms</b>													
			*		*								*
<b>Stanchions</b>													
											*	*	
<b>Cantilever Shelf</b>													
Shelf Finish			*	*	*								*
Bracket Paint Finish											*	*	
<b>Desk-End Open Cabinets</b>													
Case/Shelves Finish			*		*								*
Bracket Paint Finish											*		
<b>Desk-End Enclosed Cabinets</b>													
Case/Door Finish			*		*								*
Pull Finish										*	*	*	
Bracket Paint Finish											*		
<b>Desk-End Cabinet Shelf Set</b>													
			*										*
<b>Floorstanding L Cabinets</b>													
Case/Shelves/Door Finish			*		*								*
Pull Finish										*	*	*	
<b>File, Enclosed &amp; Partially Enclosed Cabinets</b>													
Case/Shelves/Door Finish			*		*								*
Pull Finish										*	*	*	
<b>Open Shelf Cabinets</b>													
Case/Shelves Finish			*		*								*
Shelf Finish			*		*								*
<b>Wall Mounted Wood Cabinets</b>													
Case Exterior Finish			*		*								*
Case Interior Finish			*		*	*							*

Product Description		No Finish Option	Antenna Approved Fabrics	Knoll Core Solid Color Laminates	Knoll Core Patterned Laminates	Knoll Core Woodgrain Laminates	Accent Laminates	Color Core Laminates	Markerboard Laminate	Glass	Plated Finish	Knoll Core Paints	Accent Paints	Knoll Core Veneers	Anodized Aluminum	Knoll Bright White Paint Only	Knoll Silver Paint Only	Black/White
<b>Wall Mounted Wood Cabinet Door Sets</b>																		
	Door Finish			*		*								*				
	Pull Finish										*	*	*					
	LED Task Light	*																
<b>Wall-Mounted Metal Enclosed Cabinets</b>																		
	Case Finish											*						
	Door Finish											*						
	Pull Finish											*	*					
	LED Task Light	*																
<b>Interpole</b>																		
<b>Poles</b>																		
	Pole Extrusion														*	*		
	Covers														*	*		
	Leveler Caps (see Price List page for exceptions)										*							*
<b>Electrical Components</b>																		
	Power Components	*																
	Duplex Outlets																	*
	Edge Liner	*																
<b>Accessories</b>																		
	Outlet Covers														*	*		
	Cable Clips	*																
	Ceiling Tile Trim Kit															*	*	
	Extension Pole Hardware Kit	*																
	Cantilever Shelf			*		*								*				
	Shelf Support Bracket										*	*						
	Coat Hook											*						
	Bag Hook											*						
	Round Platform	*																
	Round Platform L-Bracket										*	*						
<b>Screens</b>																		
	Surface Finish		*						*	*								
	Frame Finish														*	*		
<b>Storage</b>																		
	Case Finish Exterior			*		*								*				
	Case Finish Interior			*		*	*											
	Door Finish			*		*								*				
	Pull Finish										*	*	*					
	Support Bracket Paint Finish										*	*						

**KnollTextiles Approved for Screens and Fabric Inserts**

**Grade 10**

- Annex (W1360) \*
- Beacon (W1597) \*
- Broadcloth II (W1619)
- Circuit (W1754) \*
- Growth Spurt (W692)
- Messa (W2061)
- Pivot (W1926)
- Skylark (W1718)
- Symbolic Details (W693)
- Tailor Made II (W1610) \*
- Twister (W1923)
- Versatility (W432)
- Wrap Up (W2410)

**Grade 20**

- Circle Line (W1146)
- Criss Cross (W305)
- Delite (K2026)
- Edo (W2111)

- Infinite (K2263)
- Mainframe (W1783)
- Nematic II (W1620)
- Photon II (W1695)
- Ponder (W2382)
- Reflect (W884)

**Grade 30**

- Micro (W465)
- Relay (W1020)

**Grade 40**

- Amplify (W1215)
- Bandwidth (W1219)
- Boundary (K1858)
- Crossroad (K2085)
- Hourglass (K1523)
- Palladium (W1030)

**Note:**All applied textiles are directional. If there are a mix of screens wider than 60" and narrower than 60" on a single order, all screens must be specified with fabric applied railroaded to match.

**COM (Customers' Own Material)**

COM can be applied to Antenna Workspaces product on a select basis. Please consult your Knoll Customer Service Representative for details on the COM approval process and resting requirements. Pricing for COM fabrics is at Grade 10.

**Note:** Always contact your Customer Service Representative prior to sending any COM (including pre-approved KnollTextiles) to the manufacturing facility.

**COM Yardage Requirements for Screens and Fabric Inserts**

The total yardage is for both sides of the screen.

	Pattern Number	Total Yards Required			
		66" wide COM	54" wide COM	Railroaded 66" wide COM	Railroaded 54" wide COM
<b>DESK MOUNTED SCREENS</b>	YPSB3824F	1.14	1.14	1.48	1.48
	YPSB3827F	1.14	2.28	1.64	1.64
	YPSB3830F	1.14	2.28	1.8	1.8
	YPSB3836F	2.28	2.28	2.14	2.14
	YPSB3842F	2.28	2.28	2.48	2.48
	YPSB3848F	2.28	2.28	2.8	2.8
	YPSB3853F	2.28	3.1	3.1	3.1
	YPSB3854F	2.28	3.14	3.14	3.14
	YPSB3859F	2.28	3.44	3.44	3.44
	YPSB3860F	2.28	3.48	3.48	3.48
	YPSB3865FRR	3.78	3.78	3.78	3.78
	YPSB3866FRR	3.8	3.8	3.8	3.8
	YPSB3872FRR	4.14	4.14	4.14	4.14
	YPSB3224F	0.96	0.96	1.48	1.48
	YPSB3227F	0.96	1.9	1.64	1.64
	YPSB3230F	0.96	1.9	1.8	1.8
	YPSB3236F	1.9	1.9	2.14	2.14
	YPSB3242F	1.9	1.9	2.48	2.48
	YPSB3248F	1.9	1.9	2.8	2.8
	YPSB3253F	3.1	3.1	1.9	0
	YPSB3254F	1.9	3.14	3.14	3.14
	YPSB3259F	1.9	3.44	3.44	3.44
	YPSB3260F	1.9	3.48	3.48	3.48
	YPSB3265FRR	3.78	3.78	3.78	3.78

	Pattern Number	Total Yards Required			
		66" wide COM	54" wide COM	Railroaded 66" wide COM	Railroaded 54" wide COM
<b>DESK MOUNTED SCREENS</b>	YPSB3266FRR	3.8	3.8	3.8	3.8
	YPSB3272FRR	4.14	4.14	4.14	4.14
	YPSB3277FRR	4.44	4.44	4.44	4.44
	YPSB2624F	0.8	0.8	0.74	1.48
	YPSB2627F	0.8	1.58	0.82	1.64
	YPSB2630F	0.8	1.58	0.9	1.8
	YPSB2636F	1.58	1.58	1.08	2.14
	YPSB2642F	1.58	1.58	1.24	2.48
	YPSB2648F	1.58	1.58	1.4	2.8
	YPSB2654F	1.58	3.14	1.58	3.14
	YPSB2660F	1.58	3.48	1.74	3.48
	YPSB2666FRR	1.9	3.8	1.9	3.8
	YPSB2672FRR	2.08	4.14	2.08	4.14
	YPSB2024F	0.62	0.62	0.5	0.74
	YPSB2027F	0.62	1.22	0.56	0.82
	YPSB2030F	0.62	1.22	0.6	0.9
	YPSB2036F	1.22	1.22	0.72	1.08
	YPSB2042F	1.22	1.22	0.84	1.24
	YPSB2048F	1.22	1.22	0.94	1.4
	YPSB2054F	1.22	1.58	1.06	1.58
	YPSB2060F	1.22	1.74	1.16	1.74
	YPSB2066FRR	1.28	1.9	1.28	1.9
YPSB2072FRR	1.38	2.08	1.38	2.08	

	Pattern Number	Total Yards Required			
		66" wide COM	54" wide COM	Railroaded 66" wide COM	Railroaded 54" wide COM
<b>FENCE SCREENS</b>	YPSF2124F	0.66	0.66	0.74	0.74
	YPSF2136F	1.3	1.3	1.08	1.08
	YPSF2148F	1.3	1.3	1.4	1.4
	YPSF2160F	1.3	1.74	1.74	1.74
	YPSF2172FRR	2.08	2.08	2.08	2.08
	YPSF1424F	0.46	0.46	0.38	0.5
	YPSF1436F	0.92	0.92	0.54	0.72
	YPSF1448F	0.92	0.92	0.7	0.94
	YPSF1460F	0.92	1.16	0.88	1.16
	YPSF1472FRR	1.04	1.38	1.04	1.38
	YPSF2424F	0.74	0.74	0.74	0.74
	YPSF2436F	1.48	1.48	1.08	1.08
	YPSF2448F	1.48	1.48	1.4	1.4
	YPSF2460F	1.48	1.74	1.74	1.74
	YPSF2472FRR	2.08	2.08	2.08	2.08
	YPSF1724F	0.56	0.56	0.5	0.74
	YPSF1736F	1.1	1.1	0.72	1.08
	YPSF1748F	1.1	1.1	0.94	1.4
	YPSF1760F	1.1	1.74	1.16	1.74
	YPSF1772FRR	1.38	2.08	1.38	2.08

	Pattern Number	Total Yards Required			
		66" wide COM	54" wide COM	Railroaded 66" wide COM	Railroaded 54" wide COM
<b>BIG TABLE SCREENS</b>	YPSC2124F	0.66	0.66	0.74	0.74
	YPSC2130F	0.66	1.3	0.9	0.9
	YPSC2136F	1.3	1.3	1.08	1.08
	YPSC2142F	1.3	1.3	1.24	1.24
	YPSC2148F	1.3	1.3	1.4	1.4
	YPSC2154F	1.3	1.58	1.58	1.58
	YPSC2160F	1.3	1.74	1.74	1.74
	YPSC2166FRR	1.9	1.9	1.9	1.9
	YPSC2172FRR	2.08	2.08	2.08	2.08
	YPSC1424F	0.46	0.46	0.38	0.5
	YPSC1430F	0.46	0.92	0.46	0.6
	YPSC1436F	0.92	0.92	0.54	0.72
	YPSC1442F	0.92	0.92	0.62	0.82
	YPSC1448F	0.92	0.92	0.7	0.94
	YPSC1454F	0.92	1.06	0.8	1.06
	YPSC1460F	0.92	1.16	0.88	1.16
	YPSC1466FRR	0.96	1.28	0.96	1.28
	YPSC1472FRR	1.04	1.38	1.04	1.38

	Pattern Number	Total Yards Required			
		66" wide COM	54" wide COM	Railroaded 66" wide COM	Railroaded 54" wide COM
<b>INTERMEDIATE SCREENS</b>	YPSI1416F	0.28	0.42	0.28	0.36
	YPSI1418F	0.28	0.42	0.3	0.4
	YPSI1419F	0.28	0.42	0.32	0.42
	YPSI1422F	0.42	0.42	0.36	0.46
	YPSI1424F	0.42	0.42	0.38	0.5
	YPSI1427F	0.42	0.84	0.42	0.56
	YPSI1428F	0.42	0.84	0.44	0.58
	YPSI1430F	0.42	0.84	0.46	0.62
	YPSI1436F	0.84	0.84	0.54	0.72
	YPSI2116F	0.4	0.6	0.36	0.54
	YPSI2118F	0.4	0.6	0.4	0.58
	YPSI2119F	0.4	0.6	0.42	0.62
	YPSI2122F	0.6	0.6	0.46	0.7
	YPSI2124F	0.6	0.6	0.5	0.76
	YPSI2127F	0.6	1.2	0.56	0.84
	YPSI2128F	0.6	1.2	0.58	0.86
	YPSI2130F	0.6	1.2	0.62	0.92
	YPSI2136F	1.2	1.2	0.72	1.08

	Pattern Number	Total Yards Required			
		66" wide COM	54" wide COM	Railroaded 66" wide COM	Railroaded 54" wide COM
<b>FABRIC INSERTS</b>	YSDXFB18	0.15	0.22	0.14	0.18
	YSDXFB24	0.22	0.22	0.18	0.24
	YSDXFB27	0.22	0.43	0.2	0.26
	YSDXFB30	0.22	0.43	0.22	0.29
	YSDXFB3015	0.22	0.43	0.22	0.29
	YSDXFB36	0.43	0.43	0.26	0.35
	YSDXFB53	0.22	0.43	0.2	0.27
	YSDXFB59	0.22	0.43	0.22	0.3
	YSDXFB5915	0.22	0.43	0.22	0.3
	YSDXFB65	0.43	0.43	0.24	0.32
	YSDXFB6515	0.43	0.43	0.24	0.32

	Pattern Number	Total Yards Required			
		66" wide COM	54" wide COM	Railroaded 66" wide COM	Railroaded 54" wide COM
<b>INTERPOLE SCREENS</b>	IPSC6436NLF	1.83	1.83	1.09	n/a
	IPSC6436TLF	1.83	1.83	1.09	n/a
	IPSC6442NLF	1.83	1.83	1.26	n/a
	IPSC6442TLF	1.83	1.83	1.26	n/a
	IPSC6448NLF	1.83	1.83	1.42	n/a
	IPSC6448TLF	1.83	1.83	1.42	n/a
	IPSC6454NLF	1.83	n/a	1.59	n/a
	IPSC6454TLF	1.83	n/a	1.59	n/a
	IPSC6460NLF	1.83	n/a	1.76	n/a
	IPSC6460TLF	1.83	n/a	1.76	n/a

**Knoll Textiles Options for Mobile Pedestal Seat Cushions**

**Grade A**

Alignment ♣  
Beacon  
Bocce ♣  
Chance  
Common Ground ♣  
Computer Cloth ♣  
Crossroad  
Delite  
Heavy Metal  
Hourglass  
Mariner  
Monarch ♣  
Prep ♣  
Presto ♣  
Reflect  
Soliloquy  
Sonnet ♣  
Stacks  
Trophy ♣

**Grade B**

Backdrop  
Bank Shot ♣  
Belize  
Boundary ♣  
Cameo  
Close Knit  
Diva  
Double Agent  
Ferry  
Forza  
Framework ♣  
Galla II ♣  
Grande  
Grandview  
Helios  
Journey ♣  
Keaton  
Knoll Felt ♣  
Knoll Hopsack ♣  
Ludlow  
Melody

Night Life  
Paradigm  
Pop  
Prairie  
Radiance  
Ricochet ♣  
Roam  
Rush Hour  
Soire ♣  
Spark ♣  
Spree ♣  
Summit  
Sutton ♣  
Synth ♣  
Tabloid  
Tinge  
Venue  
Versa ♣  
Westwood  
Yeni

**Grade C**

Atlas  
Axiom  
Baxter  
Biota ♣  
Cairo  
Charm  
Circa  
Classic Boucle ♣  
Durand  
Earthwork ♣  
Entourage ♣  
Essence  
Fibra  
Greenwich  
Hudson  
Lagos  
Legend CR  
Lore CR  
Magnolia  
Milestone  
Moto CR  
Palisade

Panache CR  
Quark  
Roundtrip  
Sahara  
Stepping Stones  
Swing  
Tight Rope  
Tilden  
Tower Grid  
Vibe  
Wit

**Grade D**

Coterie  
Eclat Weave  
Hologram  
Ikat Stripe  
Island  
Menagerie  
Obi  
Origins  
Theory  
Woodland  
Zoom

**Grade E**

Aegean  
Demure  
Ikat Square  
Kampala  
Katazome  
Kimono  
Marquee  
Midpoint  
Meroe  
Nature Walk  
Sherman  
Vatera  
Whip

**Grade F**

Atelier  
Biscayne  
Century  
Cornaro  
Glider  
Jasmine  
Liberty  
Mod Plaid  
Rivington  
Soon  
Totem  
Trivoli

**Grade G**

Amore  
Cuddle Stripe  
Djenne  
Gibson  
Haze  
Kinabalu  
Kingston  
Melange  
Rattan  
Spencer  
Striae Stripe  
Utrillo  
Ultrasuede ♣

**Grade H**

Firefly  
Haiku

**Grade I**

Aswan  
Cato  
Dynamic  
Limani  
North Island

**Spinneybeck Leather Options for Mobile Pedestal Seat Cushions**

**Grade U**

Volo

**Grade V**

Andes  
España  
Maremma  
Velluto Pelle

**Grade W**

Alaska  
Amazon  
Arizona  
Derby  
Sabrina

**Grade X**

Ducale  
Ducale Velours

**Grade Y**

Cervo  
Copenhagen  
Cordovan  
Distressed  
Marissa  
Prima  
Riva  
Saddle  
Salon

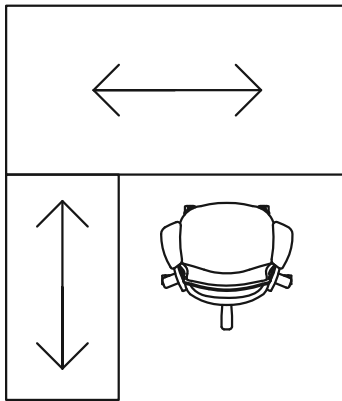
Pedestal cushions are upholstered (from the front to the back of the pedestal) with the fabric direction matching the textile sample.

**COM (Customer's Own Material)**

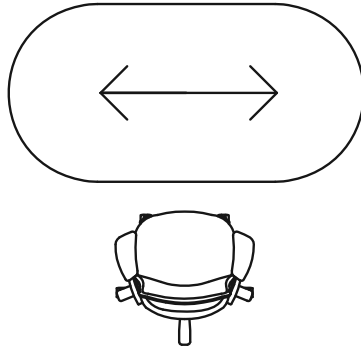
COM can be applied to Antenna Workspaces product on a select basis. Pricing for COM fabrics is at Grade B.

**Note:** Always contact your Customer Service Representative prior to sending any COM (including pre-approved KnollTextiles) to the manufacturing facility. Yardage requirements assume the fabric is 66" wide. If the COM is less than 66" wide, add 15% to the total yardage. For Customers Own Material (COM) applications, specify 0.75 yards of fabric for 17" deep mobile pedestal seat cushions and 0.90 yards for 23" deep seat cushions.

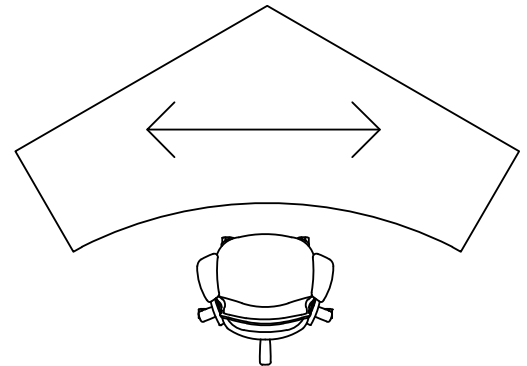
♣ = CAL 133 Pre-approved



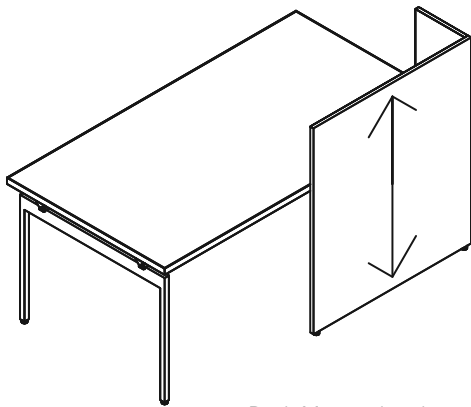
Rectangular Tops



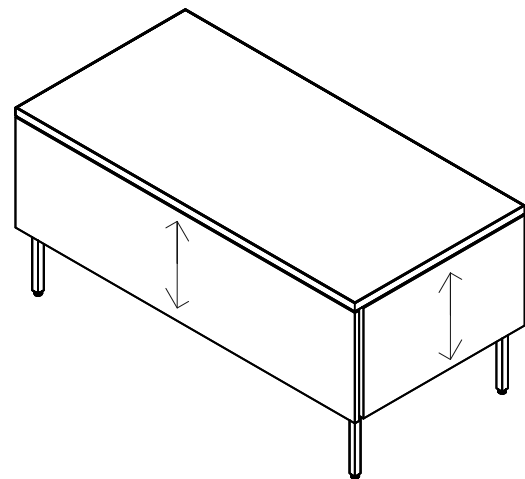
Track Shaped Tables



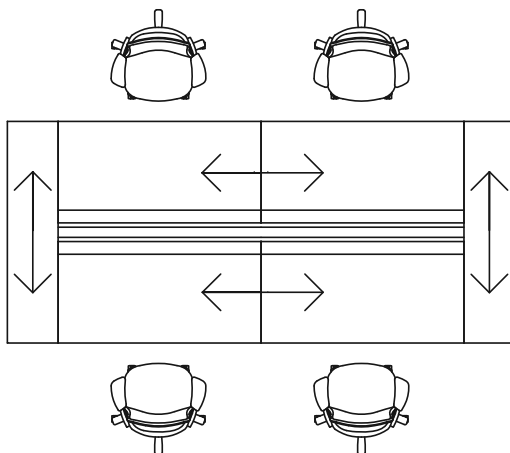
120 Degree Tops



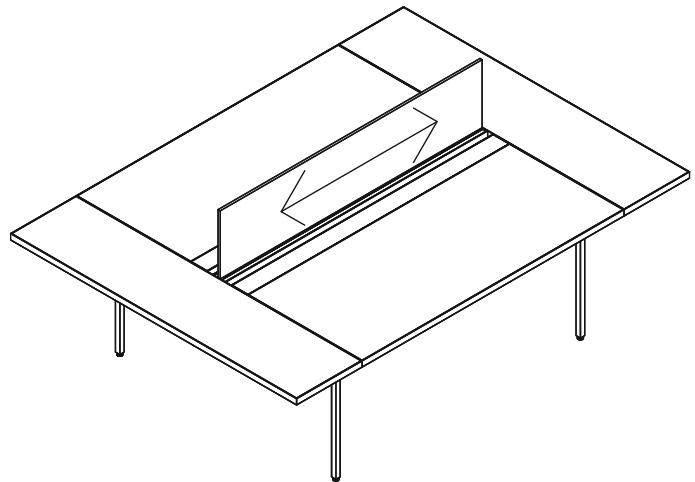
Desk Mounted and Floorstanding Screens



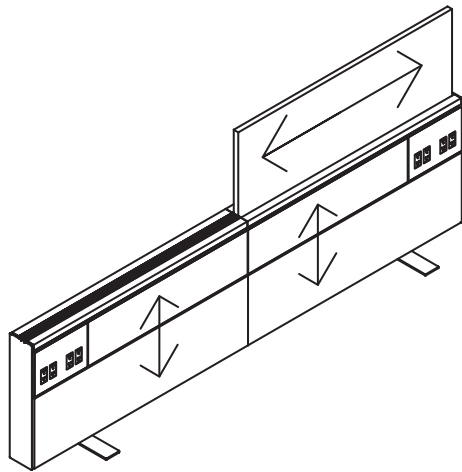
Modesty and End Panels



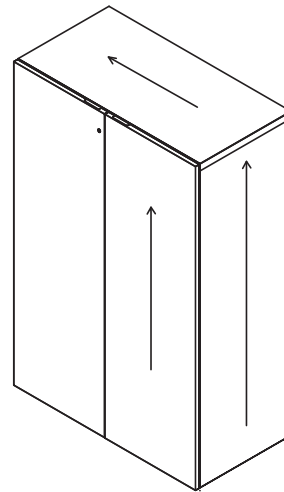
Big Table with Extension Tops or Cabinets



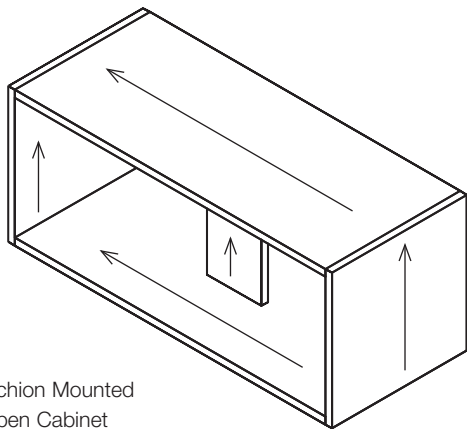
Big Table and Fence Screens



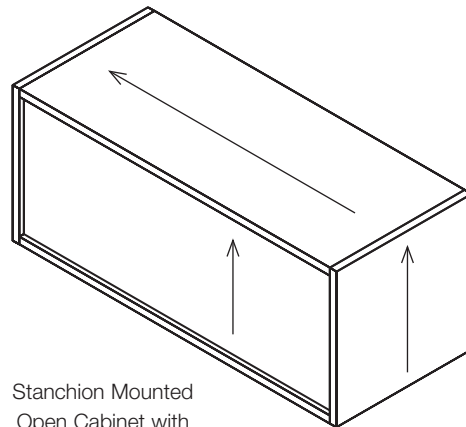
Fence Covers  
and Screens



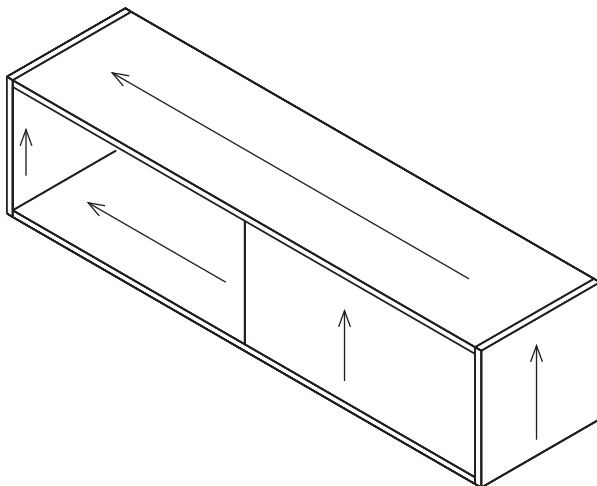
Floorstanding Cabinets



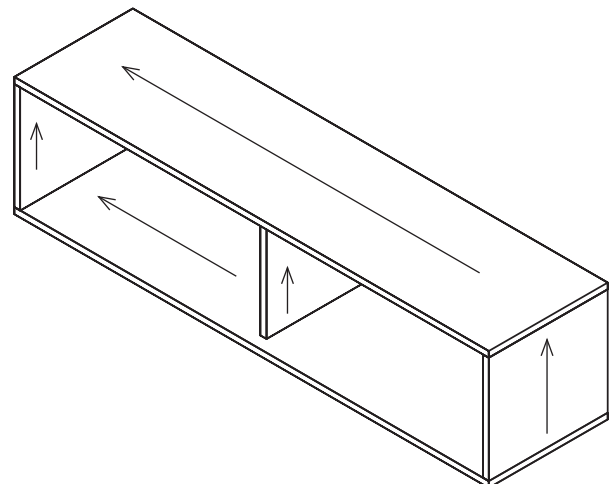
Stanchion Mounted  
Open Cabinet



Stanchion Mounted  
Open Cabinet with  
Open Front with  
Enclosed Back



Stanchion Mounted Shared Cabinet



Wall Mount Open Cabinet

---

## Wall Mounting Suggestions

The following information is provided only as a guide, and represents minimum recommendations only. Knoll does not accept responsibility for the attachment of any Knoll product to a Customer's site wall. Wall specification/construction is the responsibility of the Customer and its structural engineer/architect. Failure to properly attach Knoll products to adequate wall structures can lead to property damage and/or personal injury.

You should consult your own structural engineers and/or architects and must not rely on the information provided herein.

It is the responsibility of the Customer and its structural engineers/architects to verify that the permanent structural walls (studs, blocks, solid masonry, etc.) on which the Knoll products are intended to be mounted

are designed appropriately to support the product weight, PLUS 3 lbs. per linear inch for each useable shelf length

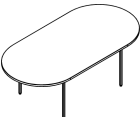

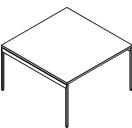
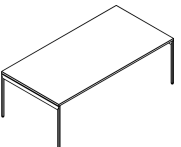
**NOTE:** A cabinet's top is considered a "useable shelf" and MUST be included in the calculation of the total load for an overhead cabinet.

It is the responsibility of the Customer and its structural engineer/architects to specify the fasteners and method for attaching the Knoll supplied wall mounting cleat, bracket, frame, etc. to the supporting wall and to confirm that the installers have adhered to these specifications. For all local building standards and codes, and additional requirements (including, but not limited to, seismic conditions) the Customer should always consult local code agencies.



	EXISTING CONSTRUCTION					
	NEW CONSTRUCTION	Cinder Block or Poured Concrete Masonry Wall	Wood Stud Wall, the studs being FULL HEIGHT to the roof/floor above	Wood Stud Wall, the studs being only Ceiling Height	Steel Stud Wall, the studs being FULL HEIGHT to the roof/floor above	Steel Stud Wall, the studs being only Ceiling Height
<b>Stud Specification</b>	Wood studs, grade #2 or better, 3 1/2" minimum width, <b>OR</b> Metal studs, minimum 25 gage thickness, 3 5/8" minimum width	The wall must be a minimum of 6" thick, and must be full height to the roof/ floor structure above	Wood studs must be Grade #2, or better, 3 1/2" minimum width	Wood studs must be Grade #2, or better, 3 1/2" minimum width	Metal studs must be minimum 25 gage thickness, 3 5/8" minimum width	Metal studs must be minimum 25 gage thickness, 3 5/8" minimum width
<b>Stud Centers</b>	Metal and wood studs must be spaced at 16" c/c maximum	N/A	Wood studs must be spaced at 16" c/c maximum	Wood studs must be spaced at 16" c/c maximum"	Metal studs must be spaced at 16" c/c maximum	Metal studs must be spaced at 16" c/c maximum
<b>Stud Height</b>	Metal and wood studs must extend upwards, and be securely attached to the roof/ floor structure above			Wood studs must be braced above the ceiling, and be securely attached to the roof/floor structure above  Affix #2 grade 'cap' across the top of the studs, then place diagonal studs from the top cap up to underside of the roof/ floor structure above		Metal studs must be braced above the ceiling, and be securely attached to the roof/floor structure above  Affix metal bracing 'cap' across the top of the studs, then place diagonal studs from the top cap up to underside of the roof / floor structure above
<b>Mounting the Knoll Supplied Cleat, Bracket, Frame, etc*</b>	Insert a 2" X 6" wood block, #2 grade or better, [or a Danback™ flexible wood backing system] horizontally between each of the studs to accommodate the full width of the cabinet, <b>and beyond to the next stud.</b>  Fasten the wood block to each stud using three screws at the ends of each block. (Fasten the Danback™ as directed by the manufacturer)  Fasten the Knoll supplied wall mounting cleat, bracket, frame, etc directly to each wood block every 6"  For wall mounting structures that have a rectangular frame-like configuration: fasten the top horizontal element of the frame to the wood blocking every 6", and fasten the lower horizontal element to each wall stud, using one fastener per stud.	Fasten the Knoll supplied cabinet wall mounting cleat, bracket, frame, etc. directly to the masonry wall every 6"  For wall mounting structures that have a rectangular frame-like configuration: fasten the top horizontal element of the frame to the wall every 6", and fasten the lower horizontal element to the wall every 16"	In the desired location of the cabinet mounting rail, remove an 8" high section of drywall the width of the cabinet, <b>and beyond to the next stud.</b>  Insert a 2" X 6" wood block, #2 grade or better, horizontally between each of the exposed studs.  Fasten the wood block to each stud using three screws at the ends of each block.  Replace the drywall and repair as desired.  Fasten the Knoll supplied wall mounting cleat, rail, frame, etc directly to the wood block every 6"  For wall mounting structures that have a rectangular frame-like configuration: fasten the top horizontal element of the frame to the wood blocking every 6", and fasten the lower horizontal element to each wall stud, using one fastener per stud.	In the desired location of the cabinet mounting rail, remove an 8" high section of drywall the width of the cabinet, <b>and beyond to the next stud.</b>  Insert a 2" X 6" wood block, #2 grade or better, horizontally between each of the exposed studs.  Fasten the wood block to each stud using three screws at the ends of each block.  Replace the drywall and repair as desired.  Fasten the Knoll supplied wall mounting cleat, rail, frame, etc directly to the wood block every 6"  For wall mounting structures that have a rectangular frame-like configuration: fasten the top horizontal element of the frame to the wood blocking every 6", and fasten the lower horizontal element to each wall stud, using one fastener per stud.	In the desired location of the cabinet mounting rail, remove an 8" high section of drywall the width of the cabinet, <b>and beyond to the next stud.</b>  Insert a 2" X 6" wood block, #2 grade or better, [or a Danback™ flexible wood backing system] horizontally between each of the exposed studs.  Fasten the wood block to each stud using three screws at the ends of each block.  Replace the drywall and repair as desired.  Fasten the Knoll supplied wall mounting cleat, rail, frame, etc directly to the wood block every 6"  For wall mounting structures that have a rectangular frame-like configuration: fasten the top horizontal element of the frame to the wood blocking every 6", and fasten the lower horizontal element to each wall stud, using one fastener per stud.	In the desired location of the cabinet mounting rail, remove an 8" high section of drywall the width of the cabinet, <b>and beyond to the next stud.</b>  Insert a 2" X 6" wood block, #2 grade or better, [or a Danback™ flexible wood backing system] horizontally between each of the exposed studs.  Fasten the wood block to each stud using three screws at the ends of each block.  Replace the drywall and repair as desired.  Fasten the Knoll supplied wall mounting cleat, rail, frame, etc directly to the wood block every 6"  For wall mounting structures that have a rectangular frame-like configuration: fasten the top horizontal element of the frame to the wood blocking every 6", and fasten the lower horizontal element to each wall stud, using one fastener per stud.
<b>*Graham Wall Hung Shelf</b>	The Graham Wall Hung Shelf Bracket (and others like it) requires full support behind the full height of the bracket  This should be accomplished by insertion of additional 2"X 6" wood blocking between the studs as defined above	Fasten the Knoll supplied wall mounting brackets directly to the masonry wall, using the holes provided in each bracket	The Graham Wall Hung Shelf Bracket (and others like it) requires full support behind the full height of the bracket  This should be accomplished by insertion of additional 2"X 6" wood blocking between the studs as defined above	The Graham Wall Hung Shelf Bracket (and others like it) requires full support behind the full height of the bracket  This should be accomplished by insertion of additional 2"X 6" wood blocking between the studs as defined above	The Graham Wall Hung Shelf Bracket (and others like it) requires full support behind the full height of the bracket  This should be accomplished by insertion of additional 2"X 6" wood blocking between the studs as defined above	The Graham Wall Hung Shelf Bracket (and others like it) requires full support behind the full height of the bracket  This should be accomplished by insertion of additional 2"X 6" wood blocking between the studs as defined above
<b>Fasten the Knoll supplied wall cleat with...</b>	#10 x 2 1/2" Grabber Woodys Screws or equiv. @ 6" c/c, screwed directly into the wood blocking	3/16" x 3 1/2" Tapcon Masonry Screws or equiv. @ 6" c/c with 1-1/4" embedment, screwed directly into the masonry wall	#10 x 2 1/2" Grabber Woodys Screws or equiv. @ 6" c/c, screwed directly into the wood blocking	#10 x 2 1/2" Grabber Woodys Screws or equiv. @ 6" c/c, screwed directly into the wood blocking	#10 x 2 1/2" Grabber Woodys Screws or equiv. @ 6" c/c, screwed directly into the wood blocking	#10 x 2 1/2" Grabber Woodys Screws or equiv. @ 6" c/c, screwed directly into the wood blocking

24" and 30" Deep  
Antenna Tops  
Track, Round, Square and Rectangle

description	w	d	h	pattern no.	Laminate (L)	M/V1 (V)	V2 (V)	V3 (V)	Chrome Base Upcharge
Tables with Track Shaped Antenna Tops	72"	36"	28½"	<b>YKTT7236D( )</b>	\$2,224.	\$3,791.	\$4,177.	\$5,063.	n/a
	84"	42"	28½"	<b>YKTT8442D( )</b>	2,394.	4,344.	4,808.	5,872.	n/a
	96"	48"	28½"	<b>YKTT9648D( )</b>	2,653.	4,942.	5,481.	6,720.	n/a
Tables with Round Shaped Antenna Tops	42"	42"	18½"	<b>YKTR42L( )</b>	1,797.	3,457.	3,806.	4,601.	697.
	42"	42"	24½"	<b>YKTR42M( )</b>	1,797.	3,457.	3,806.	4,601.	697.
	42"	42"	28½"	<b>YKTR42D( )</b>	1,797.	3,457.	3,806.	4,601.	697.
	48"	48"	28½"	<b>YKTR48D( )</b>	1,969.	3,645.	4,019.	4,874.	713.
Tables with Square Shaped Antenna Tops	30"	30"	18½"	<b>YKTS3030L( )</b>	1,547.	1,945.	2,059.	2,381.	713.
	30"	30"	24½"	<b>YKTS3030M( )</b>	1,547.	1,945.	2,059.	2,381.	713.
	30"	30"	28½"	<b>YKTS3030D( )</b>	1,547.	1,945.	2,059.	2,381.	713.
	36"	36"	28½"	<b>YKTS3636D( )</b>	1,687.	2,093.	2,224.	2,579.	847.
	42"	42"	28½"	<b>YKTS4242D( )</b>	1,850.	2,417.	2,603.	3,061.	925.
	48"	48"	28½"	<b>YKTS4848D( )</b>	2,014.	2,749.	2,963.	3,531.	1,022.
Tables with Rectangle Shaped Antenna Tops	48"	24"	28½"	<b>YKTS4824D( )</b>	1,637.	2,030.	2,153.	2,487.	552.
	54"	27"	28½"	<b>YKTS5427D( )</b>	1,807.	2,216.	2,348.	2,726.	697.
	60"	30"	28½"	<b>YKTS6030D( )</b>	1,999.	2,341.	2,481.	2,921.	713.
	72"	36"	28½"	<b>YKTS7236D( )</b>	2,158.	2,576.	2,774.	3,252.	847.
	84"	42"	28½"	<b>YKTS8442D( )</b>	2,579.	2,885.	3,081.	3,614.	925.

Ordering Information

Tables

1. Pattern Number
2. Top Finish
3. Edge Finish  
(for laminate tops only)
4. Rail Paint Finish
5. Cradle Paint Finish  
(for chrome legs only)
6. Leg Paint Finish

Order Code

Tables

*Example:* **YKTS3030DL, 118T, 118T, 118T, 118T, 118T**

<b>YK</b>	Table Kit
<b>TS</b>	Antenna Square Top
<b>30</b>	Depth
<b>30</b>	Width
<b>D</b>	Desk Height
<b>L</b>	Laminate
<b>118T</b>	Bright White Top
<b>118T</b>	Bright White Edge
<b>118T</b>	Bright White Paint
<b>118T</b>	Bright White Paint
<b>118T</b>	Bright White Paint

Included With

Tables

- Antenna Top
- (2) Rails
- (2) End Legs
- (4) Cradles
- (4) Leveling Glides
- Attachment Hardware

Options

Table

**Top Finish Options:**

- (L) = Laminate
- (M) = Laminate top with wood edge
- (V) = Veneer

**Leg Finish Options:**

End Legs are available in Knoll core paints, Clear (138), Dark Red (130) and Slate blue (131) paint finishes, as well as polished chrome (PD) finish.

Add the chrome base upcharge to the table list price when the table base is specified with a chrome finish.

Chrome base is not available on track shaped tables.

# 24" and 30" Deep Glass Tops Track, Round, Square and Rectangle

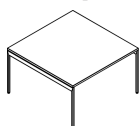
description	w	d	h	pattern no.	Clear Glass (TEMP)	Powder Glass (GL13)	Starfire Clear Glass (GL85)	Grey Glass (GL35)	Back Painted Black Glass (GL11)	Back Painted White Glass (GL18)	Chrome Base Upchg.
Tables with Track Shaped Glass Tops	72"	36"	27 <sup>3</sup> / <sub>4</sub> "	<b>YKTT7236DG</b>	\$5,846.	\$7,339.	\$8,008.	\$9,479.	\$11,064.	\$11,064.	n/a
	84"	42"	27 <sup>3</sup> / <sub>4</sub> "	<b>YKTT8442DG</b>	6,476.	8,504.	9,418.	11,079.	13,586.	13,586.	n/a
	96"	48"	27 <sup>3</sup> / <sub>4</sub> "	<b>YKTT9648DG</b>	7,194.	9,833.	11,048.	12,939.	16,460.	16,460.	n/a



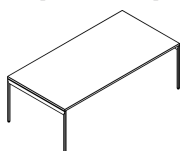
Tables with Round Shaped Glass Tops	42"	42"	17 <sup>3</sup> / <sub>4</sub> "	<b>YKTR42LG</b>	4,105.	5,115.	5,571.	6,646.	8,056.	8,056.	697.
	42"	42"	23 <sup>3</sup> / <sub>4</sub> "	<b>YKTR42MG</b>	4,105.	5,115.	5,571.	6,646.	8,056.	8,056.	697.
	42"	42"	27 <sup>3</sup> / <sub>4</sub> "	<b>YKTR42DG</b>	4,105.	5,115.	5,571.	6,646.	8,056.	8,056.	697.
	48"	48"	27 <sup>3</sup> / <sub>4</sub> "	<b>YKTR48DG</b>	4,535.	5,857.	6,445.	7,625.	9,170.	9,170.	713.



Tables with Square Shaped Glass Tops	30"	30"	17 <sup>3</sup> / <sub>4</sub> "	<b>YKTS3030LG</b>	3,109.	3,619.	3,855.	5,316.	4,918.	4,918.	713.
	30"	30"	23 <sup>3</sup> / <sub>4</sub> "	<b>YKTS3030MG</b>	3,109.	3,619.	3,855.	5,316.	4,918.	4,918.	713.
	30"	30"	27 <sup>3</sup> / <sub>4</sub> "	<b>YKTS3030DG</b>	3,109.	3,619.	3,855.	5,316.	4,918.	4,918.	713.
	36"	36"	27 <sup>3</sup> / <sub>4</sub> "	<b>YKTS3636DG</b>	3,388.	4,138.	4,469.	5,977.	5,999.	5,999.	847.
	42"	42"	27 <sup>3</sup> / <sub>4</sub> "	<b>YKTS4242DG</b>	3,806.	4,817.	5,274.	6,896.	7,360.	7,360.	925.
	48"	48"	27 <sup>3</sup> / <sub>4</sub> "	<b>YKTS4848DG</b>	4,145.	5,465.	6,063.	7,789.	8,788.	8,788.	1,022.

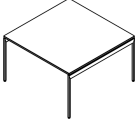
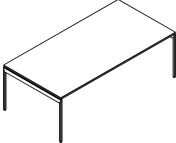


Tables with Rectangle Shaped Glass Tops	48"	24"	27 <sup>3</sup> / <sub>4</sub> "	<b>YKTS4824DG</b>	2,898.	3,563.	3,860.	4,275.	5,216.	5,216.	552.
	54"	27"	27 <sup>3</sup> / <sub>4</sub> "	<b>YKTS5427DG</b>	3,346.	4,186.	4,569.	5,100.	6,280.	6,280.	697.
	60"	30"	27 <sup>3</sup> / <sub>4</sub> "	<b>YKTS6030DG</b>	4,238.	5,267.	5,731.	6,427.	7,857.	7,857.	713.
	72"	36"	27 <sup>3</sup> / <sub>4</sub> "	<b>YKTS7236DG</b>	4,761.	6,245.	6,926.	7,839.	9,968.	9,968.	847.
	84"	42"	27 <sup>3</sup> / <sub>4</sub> "	<b>YKTS8442DG</b>	5,886.	8,205.	9,253.	9,752.	13,984.	13,984.	925.



Ordering Information	Order Code	Included With	Options
<b>Tables</b> 1. Pattern Number 2. Top Finish 3. Rail Paint Finish 4. Cradle Paint Finish (for chrome legs only) 5. Leg Paint Finish	<b>Tables</b> <i>Example:</i> <b>YKTS4824DG, TEMP, 118T, 118T, 118T</b> <b>YK</b> Table Kit <b>TS</b> Antenna Square Top <b>48</b> Depth <b>24</b> Width <b>D</b> Desk Height <b>G</b> Glass <b>TEMP</b> Clear Glass <b>118T</b> Bright White Rails <b>118T</b> Bright White Cradles <b>118T</b> Bright White Legs	<b>Tables</b> Glass Top (2) Rails (2) End Legs (4) Cradles (4) Leveling Glides Attachment Hardware	<b>Table</b> <b>Glass Top Finish Options:</b> Add finish option as suffix to pattern number:  (TEMP) = Clear Glass (GL13) = Powder Glass (GL85) = Starfire Clear Glass (GL35) = Grey Tinted Glass (GL11) = Back Painted Black Glass (GL18) = Back Painted White Glass  <b>Leg Finish Options:</b>  End Legs are available in Knoll core paints, Clear (138), Dark Red (130) and Slate blue (131) paint finishes, as well as polished chrome (PD) finish.  Add the chrome base upcharge to the table list price when the table base is specified with a chrome finish.  Chrome base is not available on track shaped tables.

24" and 30" Deep  
 Overlay Tops  
 Square and Rectangle

description	width	depth	height	pattern number	Color Core Laminate (C)	V1 (V)	V2 (V)	V3 (V)	Chrome Base Upcharge
Tables with Square Shaped Overlay Tops 	30"	30"	18 1/2"	<b>YKPTS3030L( )</b>	\$3,677.	\$2,844.	\$3,097.	\$3,677.	\$713.
	30"	30"	24 1/2"	<b>YKPTS3030M( )</b>	3,677.	2,844.	3,097.	3,677.	713.
	30"	30"	28 1/2"	<b>YKPTS3030D( )</b>	3,677.	2,844.	3,097.	3,677.	713.
	36"	36"	28 1/2"	<b>YKPTS3636D( )</b>	3,913.	3,020.	3,290.	3,913.	847.
	42"	42"	28 1/2"	<b>YKPTS4242D( )</b>	4,170.	3,220.	3,511.	4,170.	925.
	48"	48"	28 1/2"	<b>YKPTS4848D( )</b>	4,389.	3,381.	3,683.	4,389.	1,022.
Tables with Rectangle Shaped Overlay Tops 	48"	24"	28 1/2"	<b>YKPTS4824D( )</b>	3,779.	2,925.	3,181.	3,782.	552.
	54"	27"	28 1/2"	<b>YKPTS5427D( )</b>	4,064.	3,137.	3,421.	4,064.	697.
	60"	30"	28 1/2"	<b>YKPTS6030D( )</b>	4,256.	3,274.	3,572.	4,256.	713.
	72"	36"	28 1/2"	<b>YKPTS7236D( )</b>	4,576.	3,501.	3,981.	4,576.	847.
	84"	42"	28 1/2"	<b>YKPTS8442D( )</b>	5,049.	3,892.	4,242.	5,049.	925.

**Ordering Information**

**Tables**

1. Pattern Number
2. Top Finish
3. Edge Finish  
(for laminate tops only)
4. Rail Paint Finish
5. Cradle Paint Finish  
(for chrome legs only)
6. Leg Paint Finish

**Order Code**

**Tables**

*Example:* **YKPTS3030DL, 311, V440, 118T, 118T, 118T**

<b>YK</b>	Table Kit
<b>PTS</b>	Overlay Square Top
<b>30</b>	Depth
<b>30</b>	Width
<b>D</b>	Desk Height
<b>C</b>	Color Core Laminate
<b>311</b>	Solid Gallery White Top
<b>V440</b>	Natural Hemlock Edge
<b>118T</b>	Bright White Paint
<b>118T</b>	Bright White Paint

**Included With**

**Tables**

- Antenna Top
- (2) Rails
- (2) End Legs
- (4) Cradles
- (4) Leveling Glides
- Attachment Hardware

**Options**

**Table**

**Top Finish Options:**  
 (C) = Color Core Laminate  
 (V) = Veneer

**Leg Finish Options:**



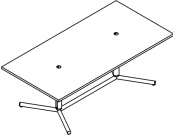
Table Desk End Legs are available in Knoll core paints, Clear (138), Dark Red (130) and Slate blue (131) paint finishes, as well as polished chrome (PD) finish.

Add the chrome base upcharge to the table list price when the table base is specified with a chrome finish.

# Y-base tables

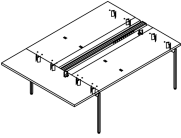
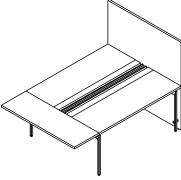
## Antenna tops

### Round, track and rectangle

description	type	w	d	h	pattern no.	Laminate (L)	M/V1 (V)	V2 (V)	V3 (V)	
Tables with Round Shape Antenna Tops 	medium height	36" dia.		24 1/2"	<b>YKTR36YMG</b>	\$1,930.	\$4,146.	\$4,224.	\$4,699.	
		42" dia.		24 1/2"	<b>YKTR42YMG</b>	2,403.	4,619.	4,739.	5,253.	
	desk height	36" dia.		28 1/2"	<b>YKTR36YDG</b>	2,010.	4,224.	4,304.	4,775.	
		42" dia.		28 1/2"	<b>YKTR42YDG</b>	2,482.	4,699.	4,817.	5,331.	
	standing height	36" dia.		36 1/2"	<b>YKTR36YHG</b>	2,129.	4,344.	4,422.	4,898.	
	Tables with Track Shape Antenna Tops 	desk height	72"	36"	28 1/2"	<b>YKTT7236YDG</b>	4,019.	5,956.	6,076.	6,828.
84"			42"	28 1/2"	<b>YKTT8442YDG</b>	5,047.	6,866.	7,023.	7,975.	
standing height		72"	36"	36 1/2"	<b>YKTT7236YHG</b>	4,254.	6,194.	6,312.	7,066.	
		84"	42"	36 1/2"	<b>YKTT8442YHG</b>	5,283.	7,103.	7,261.	8,211.	
Tables with Rectangle Shape Antenna Tops 		desk height	72"	36"	28 1/2"	<b>YKTS7236YDG</b>	3,861.	4,177.	4,335.	5,047.
			84"	42"	28 1/2"	<b>YKTS8442YDG</b>	4,691.	5,047.	5,283.	6,231.
	standing height	72"	36"	36 1/2"	<b>YKTS7236YHG</b>	4,098.	4,413.	4,729.	5,442.	
		84"	42"	36 1/2"	<b>YKTS8442YHG</b>	4,927.	5,283.	5,522.	6,472.	

Ordering Information	Order Code	Included With	Options
<b>Tables</b> 1. Pattern Number 2. Grommet / no grommet 3. Top surface type 4. Top finish 5. Edge Finish (for laminate tops only) 6. Base finish (paint) 7. Grommet finish (paint)	<b>Tables</b> <i>Example:</i> <b>YKTR36YMGL, 118T, 118T, 118T, 118T, 118T</b> <hr/> <b>YK</b> Antenna Assembly <hr/> <b>T</b> Antenna Square Top <hr/> <b>R</b> Shape <hr/> <b>36</b> Size <hr/> <b>Y</b> Base Type <hr/> <b>L</b> Laminate <hr/> <b>118T</b> Bright White Top <hr/> <b>118T</b> Bright White Edge <hr/> <b>118T</b> Bright White Base <hr/> <b>118T</b> Bright White Grommet	<b>Tables</b> Antenna Top Top plate(s) Center post Base spokes Levelers Attachment Hardware	<b>Table</b> (C) Grommet(s) (N) No grommet For no grommets, deduct \$25 for round. Deduct \$50 for track shape and rectangle tops  <b>Top Finish Options:</b> (L) = Laminate (M) = Laminate top with wood edge (V) = Veneer  Top may be specified in any Knoll core laminate or veneer.  <b>Leg Finish Options:</b> Bases are available in Knoll core paints, Dark Red (130) and Slate blue (131) paint finishes.

Media Enclave  
*Antenna tops  
 laminate only*

description	w	d	h	pattern no.	L	LM
Media enclave 	78"	53 1/2"	28 1/2"	<b>YKME7854NE</b>	\$6,292.	
Media enclave with end panel 	78"	53 1/2"	56"	<b>YKME7854HE</b>	7,583.	7,913.
Power kit for media enclave				<b>YKME4DA</b>	954.	

**Ordering Information**

**Media Enclave**

1. Pattern Number
2. Top finish
3. Edge Finish
4. Center beam finish
5. Base finish

**Media Enclave with End Panel**

1. Pattern Number
2. Top finish
3. Edge Finish
4. End panel finish
5. Edge finish
6. Center beam finish
7. Base finish

**Order Code**

**Media Enclave**

*Example:* **YKME7854NEL**  
**118,118,118,118**

**YK** Antenna Assembly

**ME** Media Enclave

**78** Width

**54** Depth

**NE** No end panel

**L** Laminate

**118** Top laminate

**118** Top edge

**118** Center beam finish

**118** Base finish

**Included With**

**Media Enclave**

Antenna Top  
 Center beam  
 End Legs  
 Rails  
 Connecting Hardware  
 End panel ( if applicable)

**Options**

**Media Enclave**



HE high end panel  
 NE no end panel

**Leg Finish Options:**

Legs may be specified in any Knoll core paints, Clear (138), Dark Red (130) and Slate blue (131) paint finishes.

# Antenna Tops For Desks or Big Tables

## 18" and 24" Deep Rectangular



description	w	d	h	pattern no.	Laminate (L)	M/V1 (V)	V2 (V)	V3 (V)
Antenna Tops, 18" Deep Rectangular 	30"	18"	1 1/4"	<b>YT3018</b>	\$268.	\$607.	\$697.	\$944.
	36"	18"	1 1/4"	<b>YT3618</b>	299.	640.	736.	996.
	42"	18"	1 1/4"	<b>YT4218</b>	346.	676.	777.	1,045.
	48"	18"	1 1/4"	<b>YT4818</b>	387.	701.	807.	1,090.
	54"	18"	1 1/4"	<b>YT5418</b>	410.	735.	849.	1,141.
	60"	18"	1 1/4"	<b>YT6018</b>	447.	772.	890.	1,197.
	66"	18"	1 1/4"	<b>YT6618</b>	480.	804.	926.	1,250.
	72"	18"	1 1/4"	<b>YT7218</b>	506.	841.	962.	1,301.
	78"	18"	1 1/4"	<b>YT7818</b>	545.	871.	1,003.	1,358.
	84"	18"	1 1/4"	<b>YT8418</b>	572.	915.	1,053.	1,422.
	90"	18"	1 1/4"	<b>YT9018</b>	638.	957.	1,095.	1,486.
96"	18"	1 1/4"	<b>YT9618</b>	707.	992.	1,137.	1,536.	
Antenna Tops, 24" Deep Rectangular 	30"	24"	1 1/4"	<b>YT3024</b>	308.	660.	756.	1,025.
	36"	24"	1 1/4"	<b>YT3624</b>	344.	694.	797.	1,077.
	42"	24"	1 1/4"	<b>YT4224</b>	393.	729.	840.	1,129.
	48"	24"	1 1/4"	<b>YT4824</b>	441.	759.	873.	1,183.
	54"	24"	1 1/4"	<b>YT5424</b>	477.	811.	933.	1,259.
	60"	24"	1 1/4"	<b>YT6024</b>	516.	862.	994.	1,342.
	66"	24"	1 1/4"	<b>YT6624</b>	555.	899.	1,032.	1,395.
	72"	24"	1 1/4"	<b>YT7224</b>	580.	932.	1,075.	1,448.
	78"	24"	1 1/4"	<b>YT7824</b>	626.	976.	1,125.	1,516.
	84"	24"	1 1/4"	<b>YT8424</b>	660.	1,021.	1,171.	1,582.
	90"	24"	1 1/4"	<b>YT9024</b>	742.	1,061.	1,222.	1,647.
96"	24"	1 1/4"	<b>YT9624</b>	808.	1,101.	1,270.	1,713.	

Tops

Ordering Information	Order Code	Included With	Options
<b>Antenna Tops</b>	<b>Antenna Tops</b>	<b>Antenna Tops</b>	<b>Antenna Tops</b>
1. Pattern Number	<i>Example:</i> <b>YT7824L, 118, 118</b>		<b>Top Finish Options:</b>
2. Top Finish	<b>YT</b> Pattern Number		Add an (L) for laminate, (M) for laminate with wood edge or (V) for veneer suffix to pattern number.
3. Edge Finish (for laminate tops only)	<b>78</b> Width		Specify 18" deep tops for return or bridge applications only.
	<b>24</b> Depth		
	<b>L</b> Laminate		
	<b>118</b> Bright White Top		
	<b>118</b> Bright White Edge		

# Antenna Tops For Desks or Big Tables

## 27" and 30" Deep Rectangular

description	w	d	h	pattern no.	Laminate (L)	M/V1 (V)	V2 (V)	V3 (V)
Antenna Tops, 27" Deep Rectangular 	30"	27"	1 1/4"	<b>YT3027</b>	\$346.	\$683.	\$789.	\$1,064.
	36"	27"	1 1/4"	<b>YT3627</b>	387.	729.	840.	1,129.
	42"	27"	1 1/4"	<b>YT4227</b>	433.	759.	873.	1,183.
	48"	27"	1 1/4"	<b>YT4827</b>	477.	804.	926.	1,250.
	54"	27"	1 1/4"	<b>YT5427</b>	531.	856.	985.	1,326.
	60"	27"	1 1/4"	<b>YT6027</b>	577.	908.	1,041.	1,406.
	66"	27"	1 1/4"	<b>YT6627</b>	635.	932.	1,075.	1,448.
	72"	27"	1 1/4"	<b>YT7227</b>	662.	966.	1,113.	1,500.
	78"	27"	1 1/4"	<b>YT7827</b>	709.	1,009.	1,161.	1,570.
	84"	27"	1 1/4"	<b>YT8427</b>	749.	1,053.	1,207.	1,635.
	90"	27"	1 1/4"	<b>YT9027</b>	824.	1,101.	1,270.	1,713.
96"	27"	1 1/4"	<b>YT9627</b>	892.	1,146.	1,321.	1,777.	
Antenna Tops, 30" Deep Rectangular 	30"	30"	1 1/4"	<b>YT3030</b>	387.	721.	826.	1,115.
	36"	30"	1 1/4"	<b>YT3630</b>	428.	772.	890.	1,197.
	42"	30"	1 1/4"	<b>YT4230</b>	464.	796.	915.	1,234.
	48"	30"	1 1/4"	<b>YT4830</b>	516.	856.	985.	1,326.
	54"	30"	1 1/4"	<b>YT5430</b>	585.	908.	1,041.	1,406.
	60"	30"	1 1/4"	<b>YT6030</b>	642.	957.	1,099.	1,489.
	66"	30"	1 1/4"	<b>YT6630</b>	719.	976.	1,125.	1,516.
	72"	30"	1 1/4"	<b>YT7230</b>	742.	1,009.	1,161.	1,570.
	78"	30"	1 1/4"	<b>YT7830</b>	795.	1,053.	1,207.	1,635.
	84"	30"	1 1/4"	<b>YT8430</b>	844.	1,095.	1,258.	1,702.
	90"	30"	1 1/4"	<b>YT9030</b>	908.	1,146.	1,321.	1,777.
96"	30"	1 1/4"	<b>YT9630</b>	971.	1,188.	1,365.	1,846.	

### Ordering Information

#### Antenna Tops

1. Pattern Number
2. Top Finish
3. Edge Finish (for laminate tops only)

### Order Code

#### Antenna Tops

*Example:* **YT7827L, 118, 118**

<b>YT</b>	Pattern Number
<b>78</b>	Width
<b>27</b>	Depth
<b>L</b>	Laminate
<b>118</b>	Bright White Top
<b>118</b>	Bright White Edge

### Included With

#### Antenna Tops

### Options

#### Antenna Tops

#### Top Finish Options:


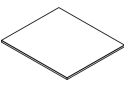
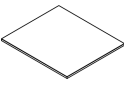
Add an (L) for laminate, (M) for laminate with wood edge or (V) for veneer suffix to pattern number.



# Antenna Tops For Desks or Big Tables

## 36", 42" and 48" Deep Rectangular

Antenna Workspaces GSA

description	w	d	h	pattern no.	Laminate (L)	M/V1 (V)	V2 (V)	V3 (V)
Antenna Tops, 36" Deep Rectangular 	30"	36"	1 1/4"	<b>YT3036</b>	\$422.	\$772.	\$890.	\$1,197.
	36"	36"	1 1/4"	<b>YT3636</b>	468.	820.	945.	1,274.
	42"	36"	1 1/4"	<b>YT4236</b>	510.	871.	1,003.	1,358.
	48"	36"	1 1/4"	<b>YT4836</b>	565.	925.	1,064.	1,433.
	54"	36"	1 1/4"	<b>YT5436</b>	640.	976.	1,125.	1,516.
	60"	36"	1 1/4"	<b>YT6036</b>	709.	1,027.	1,182.	1,594.
	66"	36"	1 1/4"	<b>YT6636</b>	789.	1,079.	1,239.	1,671.
	72"	36"	1 1/4"	<b>YT7236</b>	815.	1,129.	1,298.	1,754.
	78"	36"	1 1/4"	<b>YT7836</b>	871.	1,182.	1,360.	1,833.
	84"	36"	1 1/4"	<b>YT8436</b>	928.	1,232.	1,418.	1,913.
	90"	36"	1 1/4"	<b>YT9036</b>	997.	1,287.	1,476.	1,991.
96"	36"	1 1/4"	<b>YT9636</b>	1,072.	1,325.	1,527.	2,057.	
Antenna Tops, 42" Deep Rectangular 	42"	42"	1 1/4"	<b>YT4242</b>	552.	936.	1,079.	1,456.
	84"	42"	1 1/4"	<b>YT8442</b>	1,022.	1,324.	1,526.	2,056.
Antenna Tops, 48" Deep Rectangular 	30"	48"	1 1/4"	<b>YT3048</b>	488.	892.	1,025.	1,382.
	36"	48"	1 1/4"	<b>YT3648</b>	539.	932.	1,075.	1,448.
	42"	48"	1 1/4"	<b>YT4248</b>	590.	1,001.	1,151.	1,550.
	48"	48"	1 1/4"	<b>YT4848</b>	677.	1,061.	1,222.	1,647.
	54"	48"	1 1/4"	<b>YT5448</b>	772.	1,123.	1,293.	1,744.
	60"	48"	1 1/4"	<b>YT6048</b>	853.	1,182.	1,360.	1,833.
	66"	48"	1 1/4"	<b>YT6648</b>	945.	1,239.	1,428.	1,928.
	72"	48"	1 1/4"	<b>YT7248</b>	984.	1,298.	1,493.	2,020.
	78"	48"	1 1/4"	<b>YT7848</b>	1,044.	1,360.	1,563.	2,106.
	84"	48"	1 1/4"	<b>YT8448</b>	1,113.	1,418.	1,632.	2,200.
	90"	48"	1 1/4"	<b>YT9048</b>	1,198.	1,476.	1,699.	2,291.
96"	48"	1 1/4"	<b>YT9648</b>	1,287.	1,527.	1,754.	2,368.	

Tops

### Ordering Information

#### Antenna Tops

1. Pattern Number
2. Top Finish
3. Edge Finish (for laminate tops only)

### Order Code

#### Antenna Tops

*Example:* **YT7836L, 118, 118**

<b>YT</b>	Pattern Number
<b>78</b>	Width
<b>36</b>	Depth
<b>L</b>	Laminate
<b>118</b>	Bright White Top
<b>118</b>	Bright White Edge

### Included With

#### Antenna Tops

### Options

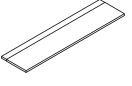
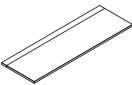
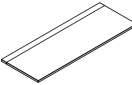
#### Antenna Tops

#### Top Finish Options:

Add an (L) for laminate, (M) for laminate with wood edge or (V) for veneer suffix to pattern number.

# Antenna Hinged Access Tops for Big Tables

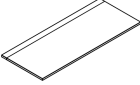
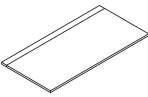
## 18", 24" and 27" Deep Rectangular

description	w	d	h	pattern no.	Laminate (L)	M/V1 (V)	V2 (V)	V3 (V)
Antenna Big Table Tops with Hinged Access, 18" Deep 	48"	18"	1 1/4"	<b>YTH4818</b>	\$886.	\$1,200.	\$1,303.	\$1,588.
	54"	18"	1 1/4"	<b>YTH5418</b>	909.	1,233.	1,348.	1,641.
	60"	18"	1 1/4"	<b>YTH6018</b>	945.	1,270.	1,385.	1,695.
	66"	18"	1 1/4"	<b>YTH6618</b>	980.	1,301.	1,424.	1,750.
	72"	18"	1 1/4"	<b>YTH7218</b>	1,004.	1,337.	1,463.	1,800.
	78"	18"	1 1/4"	<b>YTH7818</b>	1,041.	1,369.	1,502.	1,853.
	84"	18"	1 1/4"	<b>YTH8418</b>	1,073.	1,413.	1,548.	1,920.
Antenna Big Table Tops with Hinged Access, 24" Deep 	48"	24"	1 1/4"	<b>YTH4824</b>	889.	1,205.	1,386.	1,875.
	54"	24"	1 1/4"	<b>YTH5424</b>	923.	1,257.	1,446.	1,952.
	60"	24"	1 1/4"	<b>YTH6024</b>	958.	1,306.	1,504.	2,033.
	66"	24"	1 1/4"	<b>YTH6624</b>	1,001.	1,345.	1,545.	2,087.
	72"	24"	1 1/4"	<b>YTH7224</b>	1,026.	1,376.	1,584.	2,140.
	78"	24"	1 1/4"	<b>YTH7824</b>	1,068.	1,421.	1,635.	2,205.
	84"	24"	1 1/4"	<b>YTH8424</b>	1,101.	1,463.	1,682.	2,272.
Antenna Big Table Tops with Hinged Access, 27" Deep 	48"	27"	1 1/4"	<b>YTH4827</b>	923.	1,250.	1,438.	1,939.
	54"	27"	1 1/4"	<b>YTH5427</b>	976.	1,299.	1,494.	2,021.
	60"	27"	1 1/4"	<b>YTH6027</b>	1,025.	1,356.	1,553.	2,096.
	66"	27"	1 1/4"	<b>YTH6627</b>	1,083.	1,376.	1,584.	2,140.
	72"	27"	1 1/4"	<b>YTH7227</b>	1,104.	1,412.	1,626.	2,189.
	78"	27"	1 1/4"	<b>YTH7827</b>	1,154.	1,456.	1,671.	2,257.
	84"	27"	1 1/4"	<b>YTH8427</b>	1,197.	1,495.	1,720.	2,321.

Ordering Information	Order Code	Included With	Options
<b>Antenna Big Table Tops</b> 1. Pattern Number 2. Top Finish 3. Edge Finish (for laminate tops only) 4. Paint Finish	<b>Antenna Big Table Tops</b> <i>Example:</i> <b>YTH7827L, 118, 118, 118T</b> <b>YT</b> Pattern Number <b>H</b> Hinged Access <b>78</b> Width <b>27</b> Depth <b>L</b> Laminate <b>118</b> Bright White Top <b>118</b> Bright White Edge <b>118T</b> Bright White Paint	<b>Antenna Big Table Tops</b>	<b>Antenna Big Table Tops</b> <b>Top Finish Options:</b> Add an (L) for laminate, (M) for laminate with wood edge or (V) for veneer suffix to pattern number.

# Antenna Hinged Access Tops for Big Tables

## 30" and 36" Deep Rectangular

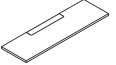
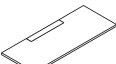
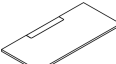
description	w	d	h	pattern no.	Laminate (L)	M/V1 (V)	V2 (V)	V3 (V)
Antenna Big Table Tops with Hinged Access, 30" Deep 	48"	30"	1 1/4"	<b>YTH4830</b>	\$958.	\$1,299.	\$1,494.	\$2,021.
	54"	30"	1 1/4"	<b>YTH5430</b>	1,028.	1,356.	1,553.	2,096.
	60"	30"	1 1/4"	<b>YTH6030</b>	1,089.	1,403.	1,612.	2,179.
	66"	30"	1 1/4"	<b>YTH6630</b>	1,160.	1,429.	1,642.	2,220.
	72"	30"	1 1/4"	<b>YTH7230</b>	1,188.	1,456.	1,671.	2,257.
	78"	30"	1 1/4"	<b>YTH7830</b>	1,238.	1,495.	1,720.	2,321.
	84"	30"	1 1/4"	<b>YTH8430</b>	1,291.	1,539.	1,770.	2,389.
Antenna Big Table Tops with Hinged Access, 36" Deep 	48"	36"	1 1/4"	<b>YTH4836</b>	1,113.	1,471.	1,611.	1,979.
	54"	36"	1 1/4"	<b>YTH5436</b>	1,188.	1,526.	1,670.	2,063.
	60"	36"	1 1/4"	<b>YTH6036</b>	1,256.	1,575.	1,728.	2,144.
	66"	36"	1 1/4"	<b>YTH6636</b>	1,335.	1,629.	1,789.	2,222.
	72"	36"	1 1/4"	<b>YTH7236</b>	1,364.	1,679.	1,847.	2,303.
	78"	36"	1 1/4"	<b>YTH7836</b>	1,421.	1,728.	1,905.	2,382.
	84"	36"	1 1/4"	<b>YTH8436</b>	1,474.	1,779.	1,966.	2,460.

Tops

Ordering Information	Order Code	Included With	Options
<b>Antenna Tops</b> 1. Pattern Number 2. Top Finish 3. Edge Finish (for laminate tops only) 4. Paint Finish	<b>Antenna Tops</b> <i>Example: YTH7830L, 118, 118, 118T</i> <hr/> <b>YT</b> Pattern Number <hr/> <b>H</b> Hinged Access <hr/> <b>78</b> Width <hr/> <b>30</b> Depth <hr/> <b>L</b> Laminate <hr/> <b>118</b> Bright White Top <hr/> <b>118</b> Bright White Edge <hr/> <b>118T</b> Bright White Paint	<b>Antenna Tops</b>	<b>Antenna Tops</b> <b>Top Finish Options:</b> Add an (L) for laminate, (M) for laminate with wood edge or (V) for veneer suffix to pattern number.

# Antenna Centered Hinged Access Tops for Big Tables 18", 24" and 27" Deep Rectangular

Antenna Workspaces GSA

description	w	d	h	pattern no.	Laminate (L)	M/V1 (V)	V2 (V)	V3 (V)
Antenna Big Table Tops with Centered Hinged Access, 18" Deep 	48"	18"	1 1/4"	<b>YTD4818</b>	\$886.	\$1,200.	\$1,303.	\$1,588.
	54"	18"	1 1/4"	<b>YTD5418</b>	909.	1,233.	1,348.	1,641.
	60"	18"	1 1/4"	<b>YTD6018</b>	945.	1,270.	1,385.	1,695.
	66"	18"	1 1/4"	<b>YTD6618</b>	980.	1,301.	1,424.	1,750.
	72"	18"	1 1/4"	<b>YTD7218</b>	1,004.	1,337.	1,463.	1,800.
	78"	18"	1 1/4"	<b>YTD7818</b>	1,041.	1,369.	1,502.	1,853.
	84"	18"	1 1/4"	<b>YTD8418</b>	1,073.	1,413.	1,548.	1,920.
Antenna Big Table Tops with Centered Hinged Access, 24" Deep 	48"	24"	1 1/4"	<b>YTD4824</b>	889.	1,205.	1,386.	1,875.
	54"	24"	1 1/4"	<b>YTD5424</b>	923.	1,257.	1,446.	1,952.
	60"	24"	1 1/4"	<b>YTD6024</b>	958.	1,306.	1,504.	2,033.
	66"	24"	1 1/4"	<b>YTD6624</b>	1,001.	1,345.	1,545.	2,087.
	72"	24"	1 1/4"	<b>YTD7224</b>	1,026.	1,376.	1,584.	2,140.
	78"	24"	1 1/4"	<b>YTD7824</b>	1,068.	1,421.	1,635.	2,205.
	84"	24"	1 1/4"	<b>YTD8424</b>	1,101.	1,463.	1,682.	2,272.
Antenna Big Table Tops with Centered Hinged Access, 27" Deep 	48"	27"	1 1/4"	<b>YTD4827</b>	923.	1,250.	1,438.	1,939.
	54"	27"	1 1/4"	<b>YTD5427</b>	976.	1,299.	1,494.	2,021.
	60"	27"	1 1/4"	<b>YTD6027</b>	1,025.	1,356.	1,553.	2,096.
	66"	27"	1 1/4"	<b>YTD6627</b>	1,083.	1,376.	1,584.	2,140.
	72"	27"	1 1/4"	<b>YTD7227</b>	1,104.	1,412.	1,626.	2,189.
	78"	27"	1 1/4"	<b>YTD7827</b>	1,154.	1,456.	1,671.	2,257.
	84"	27"	1 1/4"	<b>YTD8427</b>	1,197.	1,495.	1,720.	2,321.

## Ordering Information

### Antenna Big Table Tops

1. Pattern Number
2. Top Finish
3. Door Finish  
(for laminate tops only)
4. Edge Finish  
(for laminate tops only)
5. Paint Finish

## Order Code

### Antenna Big Table Tops

*Example:* **YTD7827L, 118, 118, 118, 118T**

<b>YT</b>	Pattern Number
<b>D</b>	Centered Hinged Access
<b>78</b>	Width
<b>27</b>	Depth
<b>L</b>	Laminate
<b>118</b>	Bright White Top
<b>118</b>	Bright White Door
<b>118</b>	Bright White Edge
<b>118T</b>	Bright White Paint

## Included With

### Antenna Big Table Tops

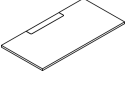
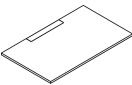
## Options

### Antenna Big Table Tops

#### Top Finish Options:

Add an (L) for laminate, (M) for laminate with wood edge or (V) for veneer suffix to pattern number.

# Antenna Centered Hinged Access Tops for Big Tables 30" and 36" Deep Rectangular

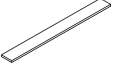
description	w	d	h	pattern number	Laminate (L)	M/V1 (V)	V2 (V)	V3 (V)
Antenna Big Table Tops with Centered Hinged Access, 30" Deep 	48"	30"	1 1/4"	<b>YTD4830</b>	\$958.	\$1,299.	\$1,494.	\$2,021.
	54"	30"	1 1/4"	<b>YTD5430</b>	1,028.	1,356.	1,553.	2,096.
	60"	30"	1 1/4"	<b>YTD6030</b>	1,089.	1,403.	1,612.	2,179.
	66"	30"	1 1/4"	<b>YTD6630</b>	1,160.	1,429.	1,642.	2,220.
	72"	30"	1 1/4"	<b>YTD7230</b>	1,188.	1,456.	1,671.	2,257.
	78"	30"	1 1/4"	<b>YTD7830</b>	1,238.	1,495.	1,720.	2,321.
	84"	30"	1 1/4"	<b>YTD8430</b>	1,291.	1,539.	1,770.	2,389.
Antenna Big Table Tops with Centered Hinged Access, 36" Deep 	48"	36"	1 1/4"	<b>YTD4836</b>	1,113.	1,471.	1,611.	1,979.
	54"	36"	1 1/4"	<b>YTD5436</b>	1,188.	1,526.	1,670.	2,063.
	60"	36"	1 1/4"	<b>YTD6036</b>	1,256.	1,575.	1,728.	2,144.
	66"	36"	1 1/4"	<b>YTD6636</b>	1,335.	1,629.	1,789.	2,222.
	72"	36"	1 1/4"	<b>YTD7236</b>	1,364.	1,679.	1,847.	2,303.
	78"	36"	1 1/4"	<b>YTD7836</b>	1,421.	1,728.	1,905.	2,382.
	84"	36"	1 1/4"	<b>YTD8436</b>	1,474.	1,779.	1,966.	2,460.

Tops

Ordering Information	Order Code	Included With	Options
<b>Antenna Big Table Tops</b> 1. Pattern Number 2. Top Finish 3. Door Finish (for laminate tops only) 4. Edge Finish (for laminate tops only) 5. Paint Finish	<b>Antenna Big Table Tops</b> <i>Example:</i> <b>YTD7827L, 118, 118, 118, 118T</b> <hr/> <b>YT</b> Pattern Number <hr/> <b>D</b> Centered Hinged Access <hr/> <b>78</b> Width <hr/> <b>27</b> Depth <hr/> <b>L</b> Laminate <hr/> <b>118</b> Bright White Top <hr/> <b>118</b> Bright White Door <hr/> <b>118</b> Bright White Edge <hr/> <b>118T</b> Bright White Paint	<b>Antenna Big Table Tops</b>	<b>Antenna Big Table Tops</b> <b>Top Finish Options:</b> Add an (L) for laminate, (M) for laminate with wood edge or (V) for veneer suffix to pattern number.

# Antenna Back Tops for Single Sided Big Tables

## 7.5" Deep Rectangular

description	w	d	pattern no.	Laminate (L)	M/V1 (V)	V2 (V)	V3 (V)
Antenna Back Tops for Single Sided Big Tables, 7.5" Deep 	48"	7.5"	<b>YT4808</b>	\$271.	\$535.	\$615.	\$800.
	54"	7.5"	<b>YT5408</b>	287.	558.	640.	835.
	60"	7.5"	<b>YT6008</b>	339.	608.	701.	910.
	66"	7.5"	<b>YT6608</b>	345.	619.	714.	928.
	72"	7.5"	<b>YT7208</b>	358.	633.	727.	944.
	78"	7.5"	<b>YT7808</b>	366.	640.	736.	957.
	84"	7.5"	<b>YT8408</b>	378.	697.	803.	1,039.

### Ordering Information

#### Antenna Tops

1. Pattern Number
2. Top Finish
3. Edge Finish  
(for laminate tops only)

### Order Code

#### Antenna Tops

*Example:* **YT5408L, 118, 118**

<b>YT</b>	Top
<b>54</b>	Width
<b>08</b>	Depth
<b>L</b>	Laminate
<b>118</b>	Bright White Top
<b>118</b>	Bright White Edge

### Included With

#### Antenna Tops

### Options

#### Antenna Tops






#### Top Finish Options:

Add an (L) for laminate, (M) for laminate with wood edge or (V) for veneer suffix to pattern number.

# Antenna Extension Tops for Desks and Big Tables

## 15" and 18" Wide Rectangular

Antenna Workspaces GSA

description	type	w	d	h	pattern no.	Laminate (L)	M/V1 (V)	V2 (V)	V3 (V)
Antenna Desk Extension Tops, 15" Wide Rectangular 	For use with 24" deep desk tops	15"	24"	1 1/4"	<b>YTE1524</b>	\$251.	\$478.	\$552.	\$742.
	For use with 27" deep desk tops	15"	27"	1 1/4"	<b>YTE1527</b>	261.	498.	570.	772.
	For use with 30" deep desk tops	15"	30"	1 1/4"	<b>YTE1530</b>	268.	513.	590.	797.
	For use with 36" deep desk tops	15"	36"	1 1/4"	<b>YTE1536</b>	299.	549.	630.	853.
Antenna Back to Back Desk Extension Tops, 15" Wide Rectangular 	For use with 18" deep back to back tops	15"	39 3/4"	1 1/4"	<b>YTE1539</b>	400.	572.	660.	892.
	For use with 24" deep back to back tops	15"	51 3/4"	1 1/4"	<b>YTE1552</b>	460.	644.	741.	1,001.
	For use with 27" deep back to back tops	15"	57 3/4"	1 1/4"	<b>YTE1558</b>	477.	669.	772.	1,037.
	For use with 30" deep back to back tops	15"	63 3/4"	1 1/4"	<b>YTE1564</b>	499.	696.	801.	1,084.
	For use with 36" deep back to back tops	15"	75 3/4"	1 1/4"	<b>YTE1576</b>	516.	709.	804.	1,146.
Antenna Dual Sided Big Table Extension Tops, 15" Wide Rectangular 	For use with 18" deep dual big table tops	15"	41 1/2"	1 1/4"	<b>YTE1541</b>	400.	572.	660.	892.
	For use with 24" deep dual big table tops	15"	53 1/2"	1 1/4"	<b>YTE1553</b>	460.	644.	741.	1,001.
	For use with 27" deep dual big table tops	15"	59 1/2"	1 1/4"	<b>YTE1559</b>	477.	669.	772.	1,037.
	For use with 30" deep dual big table tops	15"	65 1/2"	1 1/4"	<b>YTE1565</b>	499.	696.	801.	1,084.
	For use with 36" deep dual big table tops	15"	77 1/2"	1 1/4"	<b>YTE1577</b>	516.	709.	804.	1,146.
Antenna Dual Sided Big Table Extension Tops, 18" Wide Rectangular 	For use with 18" deep dual big table tops	18"	41 1/2"	1 1/4"	<b>YTE1841</b>	410.	686.	792.	1,068.
	For use with 24" deep dual big table tops	18"	53 1/2"	1 1/4"	<b>YTE1853</b>	473.	776.	889.	1,203.
	For use with 27" deep dual big table tops	18"	59 1/2"	1 1/4"	<b>YTE1859</b>	522.	807.	926.	1,250.
	For use with 30" deep dual big table tops	18"	65 1/2"	1 1/4"	<b>YTE1865</b>	537.	841.	956.	1,297.
	For use with 36" deep dual big table tops	18"	77 1/2"	1 1/4"	<b>YTE1877</b>	568.	855.	983.	1,361.
Antenna Single Sided Big Table Extension Tops, 15" Wide Rectangular 	For use with 18" deep single big table tops	15"	31"	1 1/4"	<b>YTE1531</b>	267.	588.	675.	873.
	For use with 24" deep single big table tops	15"	37"	1 1/4"	<b>YTE1537</b>	291.	605.	696.	902.
	For use with 27" deep single big table tops	15"	40"	1 1/4"	<b>YTE1540</b>	300.	612.	707.	916.
	For use with 30" deep single big table tops	15"	43"	1 1/4"	<b>YTE1543</b>	306.	669.	770.	999.
	For use with 36" deep single big table tops	15"	49"	1 1/4"	<b>YTE1549</b>	355.	686.	792.	1,027.

Tops

### Ordering Information

#### Antenna Extension Tops

1. Pattern Number
2. Top Finish
3. Edge Finish  
(for laminate tops only)

### Order Code

#### Antenna Extension Tops

*Example:* **YTE1559L, 118, 118**

<b>YT</b>	Pattern Number
<b>E</b>	Extension
<b>15</b>	Width
<b>59</b>	Depth
<b>L</b>	Laminate
<b>118</b>	Bright White Top
<b>118</b>	Bright White Edge

### Included With

#### Antenna Extension Tops

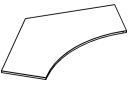
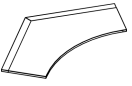
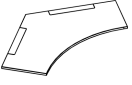
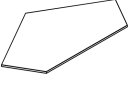
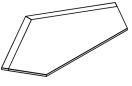

### Options

#### Antenna Extension Tops

#### Top Finish Options:

Add an (L) for laminate, (M) for laminate with wood edge or (V) for veneer suffix to pattern number.

# Antenna Tops for 120° Planning 24" and 27" Deep

description	w	d	h	pattern no.	Laminate (L)	M/V1 (V)	V2 (V)	V3 (V)
 120° Top	48"	24"	1 1/4"	<b>YTVC24484824( )</b>	\$1,129.	\$2,492.	\$2,865.	\$3,725.
	48"	27"	1 1/4"	<b>YTVC27484827( )</b>	1,146.	2,532.	2,912.	3,787.
	54"	24"	1 1/4"	<b>YTVC24545424( )</b>	1,204.	2,632.	3,030.	3,937.
	54"	27"	1 1/4"	<b>YTVC27545427( )</b>	1,334.	n/a	n/a	n/a
	60"	24"	1 1/4"	<b>YTVC24606024( )</b>	1,393.	n/a	n/a	n/a
	60"	27"	1 1/4"	<b>YTVC27606027( )</b>	1,415.	n/a	n/a	n/a
 120° Top with Hinged Access	48"	24"	1 1/4"	<b>YTHVC24484824( )</b>	2,307.	4,111.	4,724.	6,144.
	48"	27"	1 1/4"	<b>YTHVC27484827( )</b>	2,320.	4,155.	4,778.	6,212.
	54"	24"	1 1/4"	<b>YTHVC24545424( )</b>	2,385.	4,315.	4,959.	6,447.
	54"	27"	1 1/4"	<b>YTHVC27545427( )</b>	2,403.	4,354.	5,007.	6,509.
	60"	24"	1 1/4"	<b>YTHVC24606024( )</b>	2,612.	4,462.	5,127.	6,664.
	60"	27"	1 1/4"	<b>YTHVC27606027( )</b>	2,631.	n/a	n/a	n/a
 120° Top with Centered Hinged Access	48"	24"	1 1/4"	<b>YTDVC24484824( )</b>	2,307.	4,111.	n/a	n/a
	48"	27"	1 1/4"	<b>YTDVC27484827( )</b>	2,320.	4,155.	n/a	n/a
	54"	24"	1 1/4"	<b>YTDVC24545424( )</b>	2,385.	4,315.	n/a	n/a
	54"	27"	1 1/4"	<b>YTDVC27545427( )</b>	2,403.	4,354.	n/a	n/a
	60"	24"	1 1/4"	<b>YTDVC24606024( )</b>	2,612.	4,462.	n/a	n/a
	60"	27"	1 1/4"	<b>YTDVC27606027( )</b>	2,631.	n/a	n/a	n/a
 120° Corner Top	48"	24"	1 1/4"	<b>YTVS24484824( )</b>	1,129.	2,434.	2,796.	3,638.
 120° Corner Top with Hinged Access	48"	24"	1 1/4"	<b>YTHVS24484824( )</b>	2,307.	4,213.	4,842.	6,297.
 120° Corner Top with Centered Hinged Access	48"	24"	1 1/4"	<b>YTDVS24484824( )</b>	2,307.	4,213.	n/a	n/a

Ordering Information	Order Code	Included With	Options
<b>Antenna Tops</b> 1. Pattern Number 2. Top Finish 3. Edge Finish (for laminate tops only)	<b>Antenna Tops</b> <i>Example:</i> <b>YTHVC27545427L, 118, 118</b>	<b>Antenna Tops</b>	<b>Antenna Tops</b> <b>Top Finish Options:</b> (L) = Laminate (M) = Laminate top with wood edge (V) = Veneer
<b>Antenna Top with Centered Hinged Access</b> 1. Pattern Number 2. Top Finish 3. Door Finish 4. Edge Finish 5. Paint Finish	<b>YT</b> Antenna Top <b>H</b> Hinged Access <b>VC</b> 120° <b>27</b> Depth <b>54</b> Width <b>54</b> Width <b>27</b> Depth <b>L</b> Laminate <b>118</b> Bright White Laminate <b>118</b> Bright White Edge <b>118T</b> Bright White Paint		

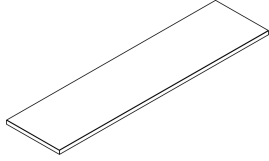


# Antenna Tops and Worksurface Shelves for Template

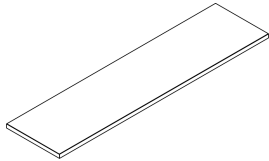
## Full Width Tops

### For Credenza or Worksurface Height Units

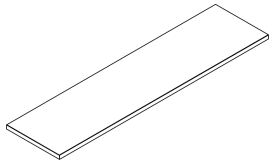
description	type	w	d	h	pattern no.	Laminate (L)	M/V1 (V)	V2 (V)	V3 (V)
Full Width Antenna Tops for Template, Single Unit Cases	24"W unit	24"	15"	1 1/4"	<b>YTT24</b>	\$251.	\$462.	\$532.	\$720.
	30"W unit	30"	15"	1 1/4"	<b>YTT30</b>	268.	488.	560.	755.
	36"W unit	36"	15"	1 1/4"	<b>YTT36</b>	299.	513.	590.	797.
	42"W unit	42"	15"	1 1/4"	<b>YTT42</b>	346.	541.	625.	842.
	48"W unit	48"	15"	1 1/4"	<b>YTT48</b>	387.	560.	644.	866.



Full Width Antenna Tops for Template, Double Unit Cases	48"W unit	47"	15"	1 1/4"	<b>YTT47</b>	387.	560.	644.	866.
	54"W unit	53"	15"	1 1/4"	<b>YTT53</b>	410.	616.	709.	956.
	60"W unit	59"	15"	1 1/4"	<b>YTT59</b>	447.	642.	738.	999.
	66"W unit	65"	15"	1 1/4"	<b>YTT65</b>	480.	673.	773.	1,039.
	72"W unit	71"	15"	1 1/4"	<b>YTT71</b>	506.	697.	803.	1,086.
	78"W unit	77"	15"	1 1/4"	<b>YTT77</b>	545.	732.	843.	1,135.
	84"W unit	83"	15"	1 1/4"	<b>YTT83</b>	572.	767.	882.	1,190.
	90"W unit	89"	15"	1 1/4"	<b>YTT89</b>	638.	795.	914.	1,232.
	96"W unit	95"	15"	1 1/4"	<b>YTT95</b>	707.	820.	945.	1,274.



Full Width Antenna Tops for Template, Triple Unit Cases	72"W unit	70"	15"	1 1/4"	<b>YTT70</b>	506.	697.	803.	1,086.
	78"W unit	76"	15"	1 1/4"	<b>YTT76</b>	545.	732.	843.	1,135.
	84"W unit	82"	15"	1 1/4"	<b>YTT82</b>	572.	767.	882.	1,190.
	90"W unit	88"	15"	1 1/4"	<b>YTT88</b>	638.	795.	914.	1,232.
	96"W unit	94"	15"	1 1/4"	<b>YTT94</b>	707.	820.	945.	1,274.



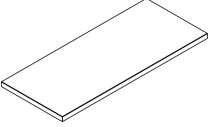
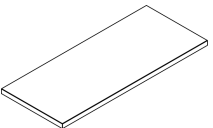
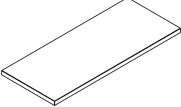
Tops

Ordering Information	Order Code	Included With	Options
<b>Antenna Tops for Template</b> 1. Pattern Number 2. Top Finish 3. Edge Finish (for laminate tops only)	<b>Antenna Tops for Template</b> <i>Example: YTT36L, 118, 118</i> <b>YTT</b> Template Tops <b>36</b> Width <b>L</b> Laminate <b>118</b> Bright White Top <b>118</b> Bright White Edge	<b>Antenna Tops for Template</b>	<b>Antenna Tops for Template</b> <b>Top Finish Options:</b> Add an (L) for laminate, (M) for laminate with wood edge or (V) for veneer suffix to pattern number.

# Antenna Tops and Worksurface Shelves for Template

## *End and Mid Position Tops*

### *For Credenza or Worksurface Height Units*

description	type	w	d	h	pattern no.	Laminate (L)	M/V1 (V)	V2 (V)	V3 (V)
End Position Antenna Tops for Single Template Units 	18"W unit	17 1/2"	15"	1 1/4"	<b>YTTE18</b>	\$240.	\$437.	\$501.	\$677.
	24"W unit	23 1/2"	15"	1 1/4"	<b>YTTE24</b>	251.	462.	532.	720.
	30"W unit	29 1/2"	15"	1 1/4"	<b>YTTE30</b>	268.	488.	560.	755.
	36"W unit	35 1/2"	15"	1 1/4"	<b>YTTE36</b>	299.	513.	590.	797.
	42"W unit	41 1/2"	15"	1 1/4"	<b>YTTE42</b>	346.	541.	625.	842.
	48"W unit	47 1/2"	15"	1 1/4"	<b>YTTE48</b>	387.	560.	644.	866.
	72"W unit	70 1/2"	15"	1 1/4"	<b>YTTE72</b>	506.	697.	803.	1,086.
End Position Antenna Tops for Multiple Template Units 	(2) 30"W units	58 1/2"	15"	1 1/4"	<b>YTTE60</b>	447.	642.	738.	999.
	30"W + 36"W units	64 1/2"	15"	1 1/4"	<b>YTTE66</b>	480.	673.	773.	1,039.
	36"W + 42"W units	76 1/2"	15"	1 1/4"	<b>YTTE78</b>	545.	732.	843.	1,135.
	(2) 42"W units	82 1/2"	15"	1 1/4"	<b>YTTE84</b>	572.	767.	882.	1,190.
	(3) 30"W units	85 1/2"	15"	1 1/4"	<b>YTTE87</b>	606.	782.	898.	1,214.
	42"W + 48"W units	88 1/2"	15"	1 1/4"	<b>YTTE90</b>	638.	795.	914.	1,232.
	(2) 48"W units	94 1/2"	15"	1 1/4"	<b>YTTE96</b>	707.	820.	945.	1,274.
Mid Position Antenna Tops for Template 	24"W unit	23"	15"	1 1/4"	<b>YTTM23</b>	251.	462.	532.	720.
	30"W unit	29"	15"	1 1/4"	<b>YTTM29</b>	268.	488.	560.	755.
	36"W unit	35"	15"	1 1/4"	<b>YTTM35</b>	299.	513.	590.	797.
	42"W unit	41"	15"	1 1/4"	<b>YTTM41</b>	346.	541.	625.	842.
	48"W unit	47"	15"	1 1/4"	<b>YTTM47</b>	387.	560.	644.	866.

**Ordering Information**

**Antenna Tops for Template**

1. Pattern Number
2. Top Finish
3. Edge Finish  
(for laminate tops only)

**Order Code**

**Antenna Tops for Template**

*Example:* **YTTE36L, 118, 118**

<b>YTTE</b>	Template Tops
<b>36</b>	Width
<b>L</b>	Laminate
<b>118</b>	Bright White Top
<b>118</b>	Bright White Edge

**Included With**

**Antenna Tops for Template**

**Options**

**Antenna Tops for Template**

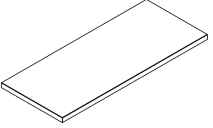
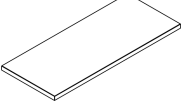
**Top Finish Options:**

Add an (L) for laminate, (M) for laminate with wood edge or (V) for veneer suffix to pattern number.

# Antenna Tops and Worksurface Shelves for Template

## Worksurface Shelves



### Single and Dual Sided

description	type	w	d	h	pattern no.	Laminate (L)	M/V1 (V)	V2 (V)	V3 (V)
Antenna Worksurface Shelves for Template, Single-Sided 	18"W unit	16"	14"	1 1/4"	<b>YTWSHK118</b>	\$343.	\$555.	\$639.	\$862.
	24"W unit	22"	14"	1 1/4"	<b>YTWSHK124</b>	354.	584.	669.	902.
	30"W unit	28"	14"	1 1/4"	<b>YTWSHK130</b>	368.	607.	697.	944.
	36"W unit	34"	14"	1 1/4"	<b>YTWSHK136</b>	402.	634.	730.	984.
	42"W unit	40"	14"	1 1/4"	<b>YTWSHK142</b>	451.	661.	757.	1,026.
	48"W unit	46"	14"	1 1/4"	<b>YTWSHK148</b>	488.	681.	786.	1,058.
	60"W unit	57"	14"	1 1/4"	<b>YTWSHK160</b>	551.	797.	916.	1,235.
	72"W unit	69"	14"	1 1/4"	<b>YTWSHK172</b>	611.	815.	942.	1,270.
Antenna Worksurface Shelves for Template, Dual-Sided 	18"W unit	16"	15"	1 1/4"	<b>YTWSHK218</b>	343.	555.	639.	862.
	24"W unit	22"	15"	1 1/4"	<b>YTWSHK224</b>	354.	584.	669.	902.
	30"W unit	28"	15"	1 1/4"	<b>YTWSHK230</b>	368.	607.	697.	944.
	36"W unit	34"	15"	1 1/4"	<b>YTWSHK236</b>	402.	634.	730.	984.
	42"W unit	40"	15"	1 1/4"	<b>YTWSHK242</b>	451.	661.	757.	1,026.
	48"W unit	46"	15"	1 1/4"	<b>YTWSHK248</b>	488.	681.	786.	1,058.
	60"W unit	57"	15"	1 1/4"	<b>YTWSHK260</b>	551.	797.	916.	1,235.
	72"W unit	69"	15"	1 1/4"	<b>YTWSHK272</b>	611.	815.	942.	1,270.

Tops

Ordering Information	Order Code	Included With	Options
<b>Antenna Tops for Template</b> 1. Pattern Number 2. Top Finish 3. Edge Finish (for laminate tops only)	<b>Antenna Tops for Template</b> <i>Example:</i> <b>YTWSHK136L, 118, 118</b> <b>YTWSHK</b> Worksurface Shelf <b>36</b> Width <b>L</b> Laminate <b>118</b> Bright White Top <b>118</b> Bright White Edge	<b>Antenna Tops for Template</b>	<b>Antenna Tops for Template</b> <b>Top Finish Options:</b> Add an (L) for laminate, (M) for laminate with wood edge or (V) for veneer suffix to pattern number.

# Overlay Tops for Desks 18" and 24" Deep Rectangular

description	w	d	h	pattern no.	Color Core Laminate (C)	V1 (V)	V2 (V)	V3 (V)
Overlay Desk Tops, 18" Deep Rectangular 	30"	18"	1 1/4"	<b>YP3018</b>	\$1,460.	\$1,430.	\$1,519.	\$1,601.
	36"	18"	1 1/4"	<b>YP3618</b>	1,530.	1,457.	1,553.	1,661.
	42"	18"	1 1/4"	<b>YP4218</b>	1,604.	1,488.	1,594.	1,718.
	48"	18"	1 1/4"	<b>YP4818</b>	1,695.	1,529.	1,649.	1,791.
	54"	18"	1 1/4"	<b>YP5418</b>	1,762.	1,550.	1,687.	1,847.
	60"	18"	1 1/4"	<b>YP6018</b>	1,905.	1,664.	1,809.	1,983.
	66"	18"	1 1/4"	<b>YP6618</b>	1,994.	1,705.	1,859.	2,051.
	72"	18"	1 1/4"	<b>YP7218</b>	2,059.	1,729.	1,897.	2,113.
	78"	18"	1 1/4"	<b>YP7818</b>	2,140.	1,761.	1,937.	2,169.
	84"	18"	1 1/4"	<b>YP8418</b>	2,225.	1,800.	1,988.	2,239.
	90"	18"	1 1/4"	<b>YP9018</b>	2,295.	1,829.	2,026.	2,296.
	96"	18"	1 1/4"	<b>YP9618</b>	2,382.	1,870.	2,081.	2,366.
Overlay Desk Tops, 24" Deep Rectangular 	30"	24"	1 1/4"	<b>YP3024</b>	1,558.	1,459.	1,562.	1,680.
	36"	24"	1 1/4"	<b>YP3624</b>	1,668.	1,504.	1,624.	1,763.
	42"	24"	1 1/4"	<b>YP4224</b>	1,762.	1,538.	1,666.	1,836.
	48"	24"	1 1/4"	<b>YP4824</b>	1,852.	1,572.	1,711.	1,904.
	54"	24"	1 1/4"	<b>YP5424</b>	1,954.	1,612.	1,767.	1,987.
	60"	24"	1 1/4"	<b>YP6024</b>	2,116.	1,728.	1,897.	2,145.
	66"	24"	1 1/4"	<b>YP6624</b>	2,220.	1,773.	1,954.	2,225.
	72"	24"	1 1/4"	<b>YP7224</b>	2,318.	1,809.	2,003.	2,299.
	78"	24"	1 1/4"	<b>YP7824</b>	2,421.	1,850.	2,057.	2,382.
	84"	24"	1 1/4"	<b>YP8424</b>	2,513.	1,883.	2,104.	2,452.
	90"	24"	1 1/4"	<b>YP9024</b>	2,663.	1,980.	2,221.	2,590.
	96"	24"	1 1/4"	<b>YP9624</b>	2,750.	2,019.	2,264.	2,665.

## Ordering Information

### Overlay Desk Tops

1. Pattern Number
2. Top Finish
3. Edge Finish (for laminate tops only)

## Order Code

### Overlay Desk Tops

*Example:* **YP7824C, 311, V440**

<b>YT</b>	Table
<b>78</b>	Width
<b>24</b>	Depth
<b>C</b>	Color Core Laminate
<b>311</b>	Solid Gallery White Top
<b>V440</b>	Natural Hemlock Edge

## Included With

### Overlay Desk Tops

## Options



### Overlay Desk Tops

#### Top Finish Options:

Add a (C) for color core laminate or (V) for veneer suffix to pattern number.

# Overlay Tops for Desks

## 27" and 30" Deep Rectangular

description	w	d	h	pattern no.	Color Core Laminate (C)	V1 (V)	V2 (V)	V3 (V)
Overlay Desk Tops, 27" Deep Rectangular 	30"	27"	1 1/4"	<b>YP3027</b>	\$1,647.	\$1,507.	\$1,624.	\$1,754.
	36"	27"	1 1/4"	<b>YP3627</b>	1,750.	1,545.	1,667.	1,833.
	42"	27"	1 1/4"	<b>YP4227</b>	1,885.	1,617.	1,755.	1,949.
	48"	27"	1 1/4"	<b>YP4827</b>	1,997.	1,662.	1,817.	2,036.
	54"	27"	1 1/4"	<b>YP5427</b>	2,094.	1,699.	1,867.	2,115.
	60"	27"	1 1/4"	<b>YP6027</b>	2,248.	1,791.	1,973.	2,253.
	66"	27"	1 1/4"	<b>YP6627</b>	2,347.	1,824.	2,022.	2,324.
	72"	27"	1 1/4"	<b>YP7227</b>	2,454.	1,857.	2,069.	2,404.
	78"	27"	1 1/4"	<b>YP7827</b>	2,566.	1,903.	2,129.	2,497.
	84"	27"	1 1/4"	<b>YP8427</b>	2,675.	1,940.	2,180.	2,579.
	90"	27"	1 1/4"	<b>YP9027</b>	2,816.	2,024.	2,277.	2,701.
	96"	27"	1 1/4"	<b>YP9627</b>	2,912.	2,056.	2,324.	2,782.
Overlay Desk Tops, 30" Deep Rectangular 	30"	30"	1 1/4"	<b>YP3030</b>	1,702.	1,530.	1,645.	1,798.
	36"	30"	1 1/4"	<b>YP3630</b>	1,831.	1,584.	1,718.	1,901.
	42"	30"	1 1/4"	<b>YP4230</b>	1,949.	1,634.	1,779.	1,999.
	48"	30"	1 1/4"	<b>YP4830</b>	2,063.	1,667.	1,833.	2,082.
	54"	30"	1 1/4"	<b>YP5430</b>	2,188.	1,718.	1,897.	2,177.
	60"	30"	1 1/4"	<b>YP6030</b>	2,333.	1,800.	1,997.	2,307.
	66"	30"	1 1/4"	<b>YP6630</b>	2,457.	1,848.	2,058.	2,403.
	72"	30"	1 1/4"	<b>YP7230</b>	2,576.	1,885.	2,114.	2,490.
	78"	30"	1 1/4"	<b>YP7830</b>	2,693.	1,936.	2,177.	2,586.
	84"	30"	1 1/4"	<b>YP8430</b>	2,805.	1,972.	2,227.	2,672.
	90"	30"	1 1/4"	<b>YP9030</b>	2,987.	2,085.	2,357.	2,832.
	96"	30"	1 1/4"	<b>YP9630</b>	3,090.	2,117.	2,404.	2,916.

Tops

### Ordering Information

#### Overlay Desk Tops

1. Pattern Number
2. Top Finish
3. Edge Finish (for laminate tops only)

### Order Code

#### Overlay Desk Tops

*Example:* **YP7827C, 311, V440**

<b>YT</b>	Table
<b>78</b>	Width
<b>27</b>	Depth
<b>C</b>	Color Core Laminate
<b>311</b>	Solid Gallery White Top
<b>V440</b>	Natural Hemlock Edge

### Included With

#### Overlay Desk Tops

### Options

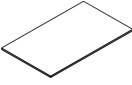
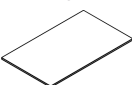
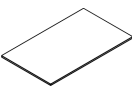
#### Overlay Desk Tops

#### Top Finish Options:

Add a (C) for color core laminate or (V) for veneer suffix to pattern number.

# Overlay Tops for Desks

## 36", 42" and 48" Deep Rectangular

description	w	d	h	pattern no.	Color Core Laminate (C)	V1 (V)	V2 (V)	V3 (V)
Overlay Desk Tops, 36" Deep Rectangular 	30"	36"	1 1/4"	<b>YP3036</b>	\$1,831.	\$1,584.	\$1,718.	\$1,901.
	36"	36"	1 1/4"	<b>YP3636</b>	1,973.	1,637.	1,788.	2,011.
	42"	36"	1 1/4"	<b>YP4236</b>	2,103.	1,676.	1,846.	2,105.
	48"	36"	1 1/4"	<b>YP4836</b>	2,245.	1,729.	1,919.	2,221.
	54"	36"	1 1/4"	<b>YP5436</b>	2,386.	1,783.	1,988.	2,329.
	60"	36"	1 1/4"	<b>YP6036</b>	2,563.	1,873.	2,094.	2,478.
	66"	36"	1 1/4"	<b>YP6636</b>	2,700.	1,928.	2,164.	2,584.
	72"	36"	1 1/4"	<b>YP7236</b>	2,833.	1,962.	2,224.	2,685.
	78"	36"	1 1/4"	<b>YP7836</b>	2,963.	2,005.	2,284.	2,782.
	84"	36"	1 1/4"	<b>YP8436</b>	3,096.	2,045.	2,343.	2,884.
	90"	36"	1 1/4"	<b>YP9036</b>	3,268.	2,144.	2,453.	3,033.
	96"	36"	1 1/4"	<b>YP9636</b>	3,410.	2,182.	2,516.	3,133.
Overlay Desk Tops, 42" Deep Rectangular 	42"	42"	1 1/4"	<b>YP4242</b>	2,273.	1,749.	1,936.	2,240.
	84"	42"	1 1/4"	<b>YP8442</b>	3,410.	2,119.	2,453.	3,089.
Overlay Desk Tops, 48" Deep Rectangular 	30"	48"	1 1/4"	<b>YP3048</b>	2,082.	1,687.	1,850.	2,096.
	36"	48"	1 1/4"	<b>YP3648</b>	2,258.	1,752.	1,938.	2,237.
	42"	48"	1 1/4"	<b>YP4248</b>	2,439.	1,813.	2,022.	2,378.
	48"	48"	1 1/4"	<b>YP4848</b>	2,651.	1,856.	2,091.	2,497.
	54"	48"	1 1/4"	<b>YP5448</b>	2,820.	1,903.	2,157.	2,620.
	60"	48"	1 1/4"	<b>YP6048</b>	3,038.	2,002.	2,279.	2,794.
	66"	48"	1 1/4"	<b>YP6648</b>	3,208.	2,047.	2,347.	2,920.
	72"	48"	1 1/4"	<b>YP7248</b>	3,381.	2,096.	2,422.	3,044.
	78"	48"	1 1/4"	<b>YP7848</b>	3,545.	2,147.	2,493.	3,170.
	84"	48"	1 1/4"	<b>YP8448</b>	3,724.	2,198.	2,566.	3,298.
	90"	48"	1 1/4"	<b>YP9048</b>	3,937.	2,300.	2,693.	3,477.
	96"	48"	1 1/4"	<b>YP9648</b>	4,111.	2,348.	2,767.	3,607.

### Ordering Information

#### Overlay Desk Tops

1. Pattern Number
2. Top Finish
3. Edge Finish (for laminate tops only)

### Order Code

#### Overlay Desk Tops

*Example: YP7836C, 311, V440*

<b>YT</b>	Table
<b>78</b>	Width
<b>36</b>	Depth
<b>C</b>	Color Core Laminate
<b>311</b>	Solid Gallery White Top
<b>V440</b>	Natural Hemlock Edge

### Included With

#### Overlay Desk Tops

### Options

#### Overlay Desk Tops

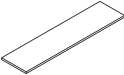


#### Top Finish Options:

Add a (C) for color core laminate or (V) for veneer suffix to pattern number.

# Overlay Benching Tops for Desks and Big Tables

## 18", 24" and 27" Deep Rectangular

Antenna Workspaces GSA

description	w	d	h	pattern no.	Color Core Laminate (C)	V1 (V)	V2 (V)	V3 (V)
Overlay Benching Tops, 18" Deep Rectangular 	30"	18"	1 1/4"	<b>YPB3018</b>	\$1,494.	\$1,162.	\$1,337.	\$1,601.
	36"	18"	1 1/4"	<b>YPB3618</b>	1,563.	1,204.	1,385.	1,662.
	42"	18"	1 1/4"	<b>YPB4218</b>	1,611.	1,247.	1,433.	1,720.
	48"	18"	1 1/4"	<b>YPB4818</b>	1,661.	1,285.	1,472.	1,767.
	54"	18"	1 1/4"	<b>YPB5418</b>	1,747.	1,311.	1,507.	1,813.
	60"	18"	1 1/4"	<b>YPB6018</b>	1,829.	1,412.	1,628.	1,950.
	66"	18"	1 1/4"	<b>YPB6618</b>	1,952.	1,457.	1,673.	2,011.
	72"	18"	1 1/4"	<b>YPB7218</b>	2,081.	1,491.	1,713.	2,051.
	78"	18"	1 1/4"	<b>YPB7818</b>	2,202.	1,525.	1,751.	2,098.
	84"	18"	1 1/4"	<b>YPB8418</b>	2,323.	1,568.	1,798.	2,157.
	90"	18"	1 1/4"	<b>YPB9018</b>	2,407.	1,624.	1,860.	2,233.
96"	18"	1 1/4"	<b>YPB9618</b>	2,492.	1,661.	1,910.	2,293.	
Overlay Benching Tops, 24" Deep Rectangular 	30"	24"	1 1/4"	<b>YPB3024</b>	1,427.	1,306.	1,399.	1,583.
	36"	24"	1 1/4"	<b>YPB3624</b>	1,538.	1,359.	1,458.	1,666.
	42"	24"	1 1/4"	<b>YPB4224</b>	1,632.	1,386.	1,502.	1,742.
	48"	24"	1 1/4"	<b>YPB4824</b>	1,720.	1,421.	1,547.	1,810.
	54"	24"	1 1/4"	<b>YPB5424</b>	1,824.	1,463.	1,601.	1,888.
	60"	24"	1 1/4"	<b>YPB6024</b>	1,980.	1,581.	1,733.	2,045.
	66"	24"	1 1/4"	<b>YPB6624</b>	2,087.	1,626.	1,791.	2,127.
	72"	24"	1 1/4"	<b>YPB7224</b>	2,184.	1,656.	1,837.	2,203.
	78"	24"	1 1/4"	<b>YPB7824</b>	2,288.	1,702.	1,895.	2,285.
	84"	24"	1 1/4"	<b>YPB8424</b>	2,382.	1,732.	1,942.	2,357.
	90"	24"	1 1/4"	<b>YPB9024</b>	2,527.	1,834.	2,051.	2,494.
96"	24"	1 1/4"	<b>YPB9624</b>	2,619.	1,867.	2,101.	2,567.	
Overlay Benching Tops, 27" Deep Rectangular 	30"	27"	1 1/4"	<b>YPB3027</b>	1,506.	1,358.	1,451.	1,656.
	36"	27"	1 1/4"	<b>YPB3627</b>	1,639.	1,428.	1,537.	1,771.
	42"	27"	1 1/4"	<b>YPB4227</b>	1,750.	1,460.	1,587.	1,850.
	48"	27"	1 1/4"	<b>YPB4827</b>	1,856.	1,505.	1,645.	1,939.
	54"	27"	1 1/4"	<b>YPB5427</b>	1,954.	1,540.	1,695.	2,020.
	60"	27"	1 1/4"	<b>YPB6027</b>	2,113.	1,636.	1,807.	2,155.
	66"	27"	1 1/4"	<b>YPB6627</b>	2,212.	1,667.	1,848.	2,227.
	72"	27"	1 1/4"	<b>YPB7227</b>	2,318.	1,703.	1,898.	2,312.
	78"	27"	1 1/4"	<b>YPB7827</b>	2,429.	1,751.	1,959.	2,399.
	84"	27"	1 1/4"	<b>YPB8427</b>	2,533.	1,783.	2,011.	2,481.
	90"	27"	1 1/4"	<b>YPB9027</b>	2,676.	1,870.	2,106.	2,604.
96"	27"	1 1/4"	<b>YPB9627</b>	2,774.	1,900.	2,155.	2,684.	

### Ordering Information

#### Overlay Benching Tops

1. Pattern Number
2. Top Finish
3. Edge Finish (for laminate tops only)

### Order Code

#### Overlay Benching Tops

*Example:* **YPB7824C, 311, V440**

<b>YPB</b>	Table
<b>78</b>	Width
<b>24</b>	Depth
<b>C</b>	Color Core Laminate
<b>311</b>	Solid Gallery White Top
<b>V440</b>	Natural Hemlock Edge

### Included With

#### Overlay Benching Tops

### Options

#### Overlay Benching Tops

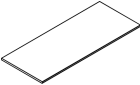
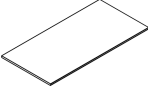
#### Top Finish Options:

Add a (C) for color core laminate or (V) for veneer suffix to pattern number.

Tops

# Overlay Benching Tops for Desks and Big Tables

## 30" and 36" Deep Rectangular

description	w	d	h	pattern no.	Color Core Laminate (C)	V1 (V)	V2 (V)	V3 (V)
Overlay Benching Tops, 30" Deep Rectangular 	30"	30"	1 1/4"	<b>YPB3030</b>	\$1,554.	\$1,368.	\$1,470.	\$1,700.
	36"	30"	1 1/4"	<b>YPB3630</b>	1,687.	1,424.	1,539.	1,807.
	42"	30"	1 1/4"	<b>YPB4230</b>	1,808.	1,471.	1,601.	1,900.
	48"	30"	1 1/4"	<b>YPB4830</b>	1,920.	1,505.	1,655.	1,979.
	54"	30"	1 1/4"	<b>YPB5430</b>	2,045.	1,554.	1,719.	2,082.
	60"	30"	1 1/4"	<b>YPB6030</b>	2,188.	1,639.	1,818.	2,211.
	66"	30"	1 1/4"	<b>YPB6630</b>	2,317.	1,687.	1,883.	2,307.
	72"	30"	1 1/4"	<b>YPB7230</b>	2,433.	1,724.	1,937.	2,390.
	78"	30"	1 1/4"	<b>YPB7830</b>	2,549.	1,771.	1,999.	2,489.
	84"	30"	1 1/4"	<b>YPB8430</b>	2,665.	1,810.	2,049.	2,571.
	90"	30"	1 1/4"	<b>YPB9030</b>	2,839.	1,923.	2,179.	2,733.
96"	30"	1 1/4"	<b>YPB9630</b>	2,948.	1,954.	2,227.	2,819.	
Overlay Benching Tops, 36" Deep Rectangular 	30"	36"	1 1/4"	<b>YPB3036</b>	1,673.	1,412.	1,528.	1,801.
	36"	36"	1 1/4"	<b>YPB3636</b>	1,818.	1,464.	1,595.	1,912.
	42"	36"	1 1/4"	<b>YPB4236</b>	1,948.	1,502.	1,653.	2,007.
	48"	36"	1 1/4"	<b>YPB4836</b>	2,090.	1,558.	1,726.	2,118.
	54"	36"	1 1/4"	<b>YPB5436</b>	2,227.	1,611.	1,797.	2,227.
	60"	36"	1 1/4"	<b>YPB6036</b>	2,403.	1,700.	1,901.	2,380.
	66"	36"	1 1/4"	<b>YPB6636</b>	2,547.	1,753.	1,973.	2,488.
	72"	36"	1 1/4"	<b>YPB7236</b>	2,678.	1,794.	2,033.	2,584.
	78"	36"	1 1/4"	<b>YPB7836</b>	2,805.	1,833.	2,092.	2,683.
	84"	36"	1 1/4"	<b>YPB8436</b>	2,938.	1,875.	2,151.	2,783.
	90"	36"	1 1/4"	<b>YPB9036</b>	3,117.	1,971.	2,264.	2,934.
96"	36"	1 1/4"	<b>YPB9636</b>	3,251.	2,014.	2,321.	3,034.	

### Ordering Information

#### Overlay Benching Tops

1. Pattern Number
2. Top Finish
3. Edge Finish  
(for laminate tops only)

### Order Code

#### Overlay Benching Tops

*Example:* **YPB7830C, 311, V440**

<b>YPB</b>	Table
<b>78</b>	Width
<b>30</b>	Depth
<b>C</b>	Color Core Laminate
<b>311</b>	Solid Gallery White Top
<b>V440</b>	Natural Hemlock Edge

### Included With

#### Overlay Benching Tops

### Options

#### Overlay Benching Tops

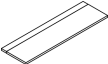
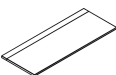
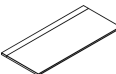
#### Top Finish Options:

Add a (C) for color core laminate or (V) for veneer suffix to pattern number.



# Overlay Hinged Access Tops for Big Tables

## 18", 24" and 27" Deep Rectangular

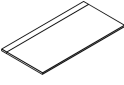
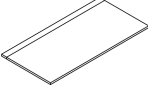
description	w	d	h	pattern no.	Color Core Laminate (C)	V1 (V)	V2 (V)	V3 (V)
Overlay Big Table Tops, 18" Deep Rectangular with Hinged Access 	48"	18"	1 1/4"	<b>YPH4818</b>	\$2,323.	\$1,777.	\$1,972.	\$2,266.
	54"	18"	1 1/4"	<b>YPH5418</b>	2,407.	1,812.	2,008.	2,312.
	60"	18"	1 1/4"	<b>YPH6018</b>	2,492.	1,910.	2,122.	2,449.
	66"	18"	1 1/4"	<b>YPH6618</b>	2,617.	1,954.	2,174.	2,510.
	72"	18"	1 1/4"	<b>YPH7218</b>	2,743.	1,988.	2,212.	2,553.
	78"	18"	1 1/4"	<b>YPH7818</b>	2,865.	2,022.	2,247.	2,596.
	84"	18"	1 1/4"	<b>YPH8418</b>	2,991.	2,063.	2,297.	2,658.
Overlay Big Table Tops, 24" Deep Rectangular with Hinged Access 	48"	24"	1 1/4"	<b>YPH4824</b>	2,409.	1,944.	2,056.	2,387.
	54"	24"	1 1/4"	<b>YPH5424</b>	2,518.	1,983.	2,106.	2,472.
	60"	24"	1 1/4"	<b>YPH6024</b>	2,700.	2,129.	2,264.	2,663.
	66"	24"	1 1/4"	<b>YPH6624</b>	2,799.	2,173.	2,318.	2,750.
	72"	24"	1 1/4"	<b>YPH7224</b>	2,948.	2,253.	2,411.	2,879.
	78"	24"	1 1/4"	<b>YPH7824</b>	3,067.	2,295.	2,461.	2,963.
	84"	24"	1 1/4"	<b>YPH8424</b>	3,161.	2,320.	2,500.	3,038.
Overlay Big Table Tops, 27" Deep Rectangular with Hinged Access 	48"	27"	1 1/4"	<b>YPH4827</b>	2,490.	1,997.	2,116.	2,481.
	54"	27"	1 1/4"	<b>YPH5427</b>	2,616.	2,024.	2,156.	2,559.
	60"	27"	1 1/4"	<b>YPH6027</b>	2,828.	2,184.	2,331.	2,769.
	66"	27"	1 1/4"	<b>YPH6627</b>	2,942.	2,217.	2,378.	2,852.
	72"	27"	1 1/4"	<b>YPH7227</b>	3,089.	2,299.	2,473.	2,987.
	78"	27"	1 1/4"	<b>YPH7827</b>	3,216.	2,343.	2,528.	3,080.
	84"	27"	1 1/4"	<b>YPH8427</b>	3,324.	2,373.	2,569.	3,159.

Tops

Ordering Information	Order Code	Included With	Options
<b>Overlay Big Table Tops</b> 1. Pattern Number 2. Top Finish 3. Edge Finish (for laminate tops only) 4. Paint Finish	<b>Overlay Big Table Tops</b> <i>Example:</i> <b>YPH7824C, 311, V440, 118T</b> <hr/> <b>YTH</b> Table <hr/> <b>78</b> Width <hr/> <b>24</b> Depth <hr/> <b>C</b> Color Core Laminate <hr/> <b>311</b> Solid Gallery White Top <hr/> <b>V440</b> Natural Hemlock Edge <hr/> <b>118T</b> Bright White Paint	<b>Overlay Big Table Tops</b>	<b>Overlay Big Table Tops</b> <b>Top Finish Options:</b> Add a (C) for color core laminate or (V) for veneer suffix to pattern number.

# Overlay Hinged Access Tops for Big Tables

## 30" and 36" Deep Rectangular





description	w	d	h	pattern no.	Color Core Laminate (C)	V1 (V)	V2 (V)	V3 (V)
Overlay Big Table Tops, 30" Deep Rectangular with Hinged Access 	48"	30"	1 1/4"	<b>YPH4830</b>	\$2,632.	\$2,049.	\$2,181.	\$2,579.
	54"	30"	1 1/4"	<b>YPH5430</b>	2,757.	2,095.	2,240.	2,682.
	60"	30"	1 1/4"	<b>YPH6030</b>	2,926.	2,188.	2,347.	2,830.
	66"	30"	1 1/4"	<b>YPH6630</b>	3,046.	2,233.	2,403.	2,935.
	72"	30"	1 1/4"	<b>YPH7230</b>	3,196.	2,320.	2,510.	3,067.
	78"	30"	1 1/4"	<b>YPH7830</b>	3,339.	2,357.	2,558.	3,140.
	84"	30"	1 1/4"	<b>YPH8430</b>	3,445.	2,398.	2,616.	3,256.
Overlay Big Table Tops, 36" Deep Rectangular with Hinged Access 	48"	36"	1 1/4"	<b>YPH4836</b>	2,793.	2,279.	2,468.	2,767.
	54"	36"	1 1/4"	<b>YPH5436</b>	2,934.	2,331.	2,534.	2,879.
	60"	36"	1 1/4"	<b>YPH6036</b>	3,112.	2,422.	2,643.	3,025.
	66"	36"	1 1/4"	<b>YPH6636</b>	3,249.	2,475.	2,714.	3,132.
	72"	36"	1 1/4"	<b>YPH7236</b>	3,384.	2,513.	2,771.	3,232.
	78"	36"	1 1/4"	<b>YPH7836</b>	3,514.	2,553.	2,831.	3,330.
	84"	36"	1 1/4"	<b>YPH8436</b>	3,643.	2,594.	2,889.	3,429.

Ordering Information	Order Code	Included With	Options
<b>Overlay Big Table Tops</b> 1. Pattern Number 2. Top Finish 3. Edge Finish (for laminate tops only) 4. Paint Finish	<b>Overlay Big Table Tops</b> <i>Example:</i> <b>YPH7830C, 311, V440, 118T</b> <hr/> <b>YTH</b> Table <hr/> <b>78</b> Width <hr/> <b>30</b> Depth <hr/> <b>C</b> Color Core Laminate <hr/> <b>311</b> Solid Gallery White Top <hr/> <b>V440</b> Natural Hemlock Edge <hr/> <b>118T</b> Bright White Paint	<b>Overlay Big Table Tops</b>	<b>Overlay Big Table Tops</b> <b>Top Finish Options:</b> Add a (C) for color core laminate or (V) for veneer suffix to pattern number.

# Overlay Extension Tops for Desks and Big Tables

## 15" Wide and 18" Wide Rectangular

Antenna Workspaces GSA

description	type	w	d	h	pattern no.	Color Core Laminate (C)	V1 (V)	V2 (V)	V3 (V)
Overlay Desk Extension Tops, 15" Wide Rectangular 	For use with 24" deep desk tops	15"	24"	1 1/4"	<b>YPE1524</b>	\$1,422.	\$1,164.	\$1,231.	\$1,321.
	For use with 27" deep desk tops	15"	27"	1 1/4"	<b>YPE1527</b>	1,457.	1,178.	1,247.	1,351.
	For use with 30" deep desk tops	15"	30"	1 1/4"	<b>YPE1530</b>	1,495.	1,196.	1,265.	1,376.
	For use with 36" deep desk tops	15"	36"	1 1/4"	<b>YPE1536</b>	1,575.	1,216.	1,296.	1,430.
Overlay Back to Back Desk Extension Tops, 15" Wide Rectangular 	For use with 18" deep back to back tops	15"	39 3/4"	1 1/4"	<b>YPE1539</b>	1,634.	1,247.	1,327.	1,545.
	For use with 24" deep back to back tops	15"	51 3/4"	1 1/4"	<b>YPE1552</b>	1,812.	1,294.	1,399.	1,594.
	For use with 27" deep back to back tops	15"	57 3/4"	1 1/4"	<b>YPE1558</b>	1,884.	1,322.	1,432.	1,653.
	For use with 30" deep back to back tops	15"	63 3/4"	1 1/4"	<b>YPE1564</b>	1,950.	1,340.	1,460.	1,703.
	For use with 36" deep back to back tops	15"	75 3/4"	1 1/4"	<b>YPE1576</b>	1,994.	1,376.	1,486.	1,747.
Overlay Dual Sided Big Table Extension Tops, 15" Wide Rectangular 	For use with 18" deep dual big table tops	15"	41 1/2"	1 1/4"	<b>YPE1541</b>	1,634.	1,247.	1,327.	1,545.
	For use with 24" deep dual big table tops	15"	53 1/2"	1 1/4"	<b>YPE1553</b>	1,812.	1,294.	1,399.	1,594.
	For use with 27" deep dual big table tops	15"	59 1/2"	1 1/4"	<b>YPE1559</b>	1,884.	1,322.	1,432.	1,653.
	For use with 30" deep dual big table tops	15"	65 1/2"	1 1/4"	<b>YPE1565</b>	1,950.	1,340.	1,460.	1,703.
	For use with 36" deep dual big table tops	15"	77 1/2"	1 1/4"	<b>YPE1577</b>	1,994.	1,376.	1,486.	1,747.
Overlay Dual Sided Big Table Extension Tops, 18" Wide Rectangular 	For use with 18" deep dual big table tops	18"	41 1/2"	1 1/4"	<b>YPE1841</b>	1,960.	1,502.	1,596.	1,857.
	For use with 24" deep dual big table tops	18"	53 1/2"	1 1/4"	<b>YPE1853</b>	2,176.	1,548.	1,678.	1,913.
	For use with 27" deep dual big table tops	18"	59 1/2"	1 1/4"	<b>YPE1859</b>	2,263.	1,582.	1,717.	1,983.
	For use with 30" deep dual big table tops	18"	65 1/2"	1 1/4"	<b>YPE1865</b>	2,342.	1,612.	1,742.	2,040.
	For use with 36" deep dual big table tops	18"	77 1/2"	1 1/4"	<b>YPE1877</b>	2,388.	1,653.	1,777.	2,095.

Tops

### Ordering Information

#### Overlay Extension Tops

1. Pattern Number
2. Top Finish
3. Edge Finish  
(for laminate tops only)

### Order Code

#### Overlay Extension Tops

*Example:* **YPE1559C, 311, V440**

<b>YP</b>	Table
<b>E</b>	Extension
<b>78</b>	Width
<b>30</b>	Depth
<b>C</b>	Color Core Laminate
<b>311</b>	Solid Gallery White Top
<b>V440</b>	Natural Hemlock Edge

### Included With

#### Overlay Extension Tops

### Options

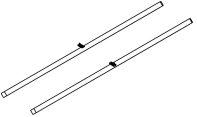
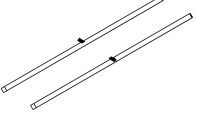
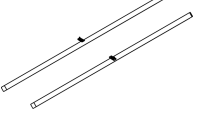

#### Overlay Extension Tops

#### Top Finish Options:

Add a (C) for color core laminate or (V) for veneer suffix to pattern number.

# Starter and Extended Rails

## Rail Pairs For Desks, Tables or Big Tables


description	type	w	d	h	pattern no.	list
 Starter Rails with End Caps (pair)	For 36" Wide Desk	33"	1"	1"	<b>YBRS33</b>	\$160.
	For 42" Wide Desk	39"	1"	1"	<b>YBRS39</b>	189.
	For 48" Wide Desk	45"	1"	1"	<b>YBRS45</b>	205.
	For 54" Wide Desk	51"	1"	1"	<b>YBRS51</b>	265.
	For 60" Wide Desk	57"	1"	1"	<b>YBRS57</b>	269.
	For 66" Wide Desk	63"	1"	1"	<b>YBRS63</b>	275.
	For 72" Wide Desk	69"	1"	1"	<b>YBRS69</b>	283.
	For 78" Wide Desk	75"	1"	1"	<b>YBRS75</b>	287.
	For 84" Wide Desk	81"	1"	1"	<b>YBRS81</b>	447.
	For 90" Wide Desk	87"	1"	1"	<b>YBRS87</b>	453.
	For 96" Wide Desk	93"	1"	1"	<b>YBRS93</b>	456.
 Starter Rails without End Caps, For Use with Table Desks (pair)	For 36" Wide Desk	33"	1"	1"	<b>YBRT33</b>	135.
	For 42" Wide Desk	39"	1"	1"	<b>YBRT39</b>	149.
	For 48" Wide Desk	45"	1"	1"	<b>YBRT45</b>	185.
	For 54" Wide Desk	51"	1"	1"	<b>YBRT51</b>	244.
	For 60" Wide Desk	57"	1"	1"	<b>YBRT57</b>	247.
	For 66" Wide Desk	63"	1"	1"	<b>YBRT63</b>	257.
	For 72" Wide Desk	69"	1"	1"	<b>YBRT69</b>	263.
	For 78" Wide Desk	75"	1"	1"	<b>YBRT75</b>	267.
	For 84" Wide Desk	81"	1"	1"	<b>YBRT81</b>	428.
	For 90" Wide Desk	87"	1"	1"	<b>YBRT87</b>	434.
	For 96" Wide Desk	93"	1"	1"	<b>YBRT93</b>	436.
 Starter Rails without End Caps, For Use with Antenna Tops with Two Extension Tops (pair)	For 102" Wide Table	99"	1"	1"	<b>YBRT99</b>	555.
	For 108" Wide Table	105"	1"	1"	<b>YBRT105</b>	570.
	For 114" Wide Table	111"	1"	1"	<b>YBRT111</b>	585.
 Extended Rails (pair)	For 36" Wide Desk	36"	1"	1"	<b>YBRE36</b>	127.
	For 42" Wide Desk	42"	1"	1"	<b>YBRE42</b>	157.
	For 48" Wide Desk	48"	1"	1"	<b>YBRE48</b>	226.
	For 54" Wide Desk	54"	1"	1"	<b>YBRE54</b>	232.
	For 60" Wide Desk	60"	1"	1"	<b>YBRE60</b>	239.
	For 66" Wide Desk	66"	1"	1"	<b>YBRE66</b>	244.
	For 72" Wide Desk	72"	1"	1"	<b>YBRE72</b>	250.
	For 78" Wide Desk	78"	1"	1"	<b>YBRE78</b>	409.

Ordering Information	Order Code	Included With	Options
<b>Rails</b> 1. Pattern Number 2. Paint Finish	<b>Rails</b> <hr/> <i>Example:</i> <b>YBRS63, 118T</b> <hr/> <b>YBR</b> Rails <hr/> <b>S</b> Starter <hr/> <b>63</b> Width <hr/> <b>118T</b> Bright White Paint	<b>Starter Rails</b> Spacers End Caps (not included with Table Desk rails)  <b>Extended Rails</b> Spacers Flat Brackets	<b>Rails</b>

# Starter and Extended Rails

## *Rail Pairs For Desks, Tables or Big Tables*

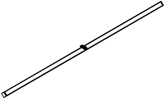
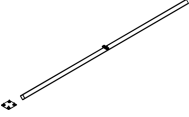
description	type	w	d	h	pattern no.	list
Extended Rails (pair)	For 84" Wide Desk	84"	1"	1"	<b>YBRE84</b>	\$412.
	For 90" Wide Desk	90"	1"	1"	<b>YBRE90</b>	418.
	For 96" Wide Desk	96"	1"	1"	<b>YBRE96</b>	430.



Ordering Information	Order Code	Included With	Options
<b>Rails</b>	<b>Rails</b>	<b>Starter Rails</b>	<b>Rails</b>
1. Pattern Number	<i>Example:</i> <b>YBRS63, 118T</b>	Spacers	
2. Paint Finish	<b>YBR</b> Rails	End Caps (not included with Table Desk rails)	
	<b>S</b> Starter	<b>Extended Rails</b>	
	<b>63</b> Width	Spacers	
	<b>118T</b> Bright White Paint	Flat Brackets	

# Starter and Extended Rails

## Rail Singles for Single Sided Big Tables

description	type	w	d	h	pattern no.	list
 Single Starter Rails for Single Sided Big Tables	For 48" Wide Desk	45"	1"	1"	<b>YBRBTS45</b>	\$107.
	For 54" Wide Desk	51"	1"	1"	<b>YBRBTS51</b>	142.
	For 60" Wide Desk	57"	1"	1"	<b>YBRBTS57</b>	144.
	For 66" Wide Desk	63"	1"	1"	<b>YBRBTS63</b>	145.
	For 72" Wide Desk	69"	1"	1"	<b>YBRBTS69</b>	151.
	For 78" Wide Desk	75"	1"	1"	<b>YBRBTS75</b>	156.
	For 84" Wide Desk	81"	1"	1"	<b>YBRBTS81</b>	250.
	For 90" Wide Desk	87"	1"	1"	<b>YBRBTS87</b>	253.
	For 96" Wide Desk	93"	1"	1"	<b>YBRBTS93</b>	257.
 Single Extended Rails for Single Sided Big Tables	For 48" Wide Desk	48"	1"	1"	<b>YBRBTE48</b>	132.
	For 54" Wide Desk	54"	1"	1"	<b>YBRBTE54</b>	133.
	For 60" Wide Desk	60"	1"	1"	<b>YBRBTE60</b>	137.
	For 66" Wide Desk	66"	1"	1"	<b>YBRBTE66</b>	140.
	For 72" Wide Desk	72"	1"	1"	<b>YBRBTE72</b>	143.
	For 78" Wide Desk	78"	1"	1"	<b>YBRBTE78</b>	240.
	For 84" Wide Desk	84"	1"	1"	<b>YBRBTE84</b>	241.
	For 90" Wide Desk	90"	1"	1"	<b>YBRBTE90</b>	245.
	For 96" Wide Desk	96"	1"	1"	<b>YBRBTE96</b>	247.

### Ordering Information

- Rails**  
 1. Pattern Number  
 2. Paint Finish

### Order Code

Rails	
<i>Example:</i> <b>YBRBTS57, 118T</b>	
<b>YBR</b>	Rails
<b>BTS</b>	Single Sided Big Table
<b>57</b>	Width
<b>118T</b>	Bright White Paint

### Included With

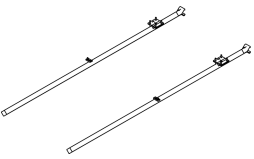
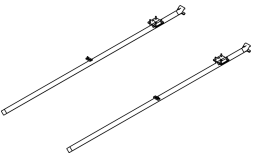
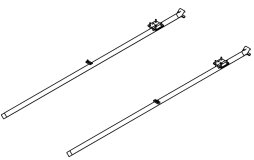
- Starter Rails**  
 Spacers  
 End Caps
- Extended Rails**  
 Spacers  
 Flat Brackets

### Options

- Rails**

# Return and Bridge Rails

## Rail Pairs For Desks, Tables or Big Tables

description	type	w	d	h	pattern no.	list
 Return Rails for any Depth Desk or 24" Deep Big Tables (pair)	For 30" Wide Return	33"	1"	1"	<b>YBRR33</b>	\$233.
	For 36" Wide Return	39"	1"	1"	<b>YBRR39</b>	267.
	For 42" Wide Return	45"	1"	1"	<b>YBRR45</b>	270.
	For 48" Wide Return	51"	1"	1"	<b>YBRR51</b>	333.
	For 54" Wide Return	57"	1"	1"	<b>YBRR57</b>	339.
	For 60" Wide Return	63"	1"	1"	<b>YBRR63</b>	344.
	For 66" Wide Return	69"	1"	1"	<b>YBRR69</b>	350.
	For 72" Wide Return	75"	1"	1"	<b>YBRR75</b>	355.
	For 78" Wide Return	81"	1"	1"	<b>YBRR81</b>	516.
	For 84" Wide Return	87"	1"	1"	<b>YBRR87</b>	522.
For 90" Wide Return	93"	1"	1"	<b>YBRR93</b>	525.	
 Return Rails for Big Tables 27" Deep (pair)	For 30" Wide Return	36"	1"	1"	<b>YBRR36</b>	236.
	For 36" Wide Return	42"	1"	1"	<b>YBRR42</b>	268.
	For 42" Wide Return	48"	1"	1"	<b>YBRR48</b>	331.
	For 48" Wide Return	54"	1"	1"	<b>YBRR54</b>	335.
	For 54" Wide Return	60"	1"	1"	<b>YBRR60</b>	342.
	For 60" Wide Return	66"	1"	1"	<b>YBRR66</b>	345.
	For 66" Wide Return	72"	1"	1"	<b>YBRR72</b>	353.
	For 72" Wide Return	78"	1"	1"	<b>YBRR78</b>	510.
	For 78" Wide Return	84"	1"	1"	<b>YBRR84</b>	517.
	For 84" Wide Return	90"	1"	1"	<b>YBRR90</b>	524.
 Return Rails for Big Tables 30" Deep (pair)	For 30" Wide Return	39"	1"	1"	<b>YBRR39</b>	267.
	For 36" Wide Return	45"	1"	1"	<b>YBRR45</b>	270.
	For 42" Wide Return	51"	1"	1"	<b>YBRR51</b>	333.
	For 48" Wide Return	57"	1"	1"	<b>YBRR57</b>	339.
	For 54" Wide Return	63"	1"	1"	<b>YBRR63</b>	344.
	For 60" Wide Return	69"	1"	1"	<b>YBRR69</b>	350.
	For 66" Wide Return	75"	1"	1"	<b>YBRR75</b>	355.
	For 72" Wide Return	81"	1"	1"	<b>YBRR81</b>	516.
	For 78" Wide Return	87"	1"	1"	<b>YBRR87</b>	522.
	For 84" Wide Return	93"	1"	1"	<b>YBRR93</b>	525.

Desk and Table Support

### Ordering Information

- Rails**
1. Pattern Number
  2. Paint Finish

### Order Code

<b>Return Rails</b>	
<i>Example:</i> <b>YBRR63, 118T</b>	
<b>YBR</b>	Rails
<b>R</b>	Return
<b>63</b>	Width
<b>118T</b>	Bright White Paint

### Included With

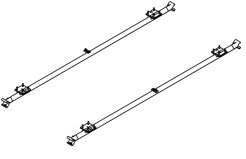
- Return Rails**
- Spacers
  - Brackets
  - End Caps
  - Flat Brackets
- Bridge Rails**
- Brackets
  - Spacers
  - Flat Brackets

### Options

- Rails**

# Return and Bridge Rails

## *Rail Pairs For Desks, Tables or Big Tables*

description	type	w	d	h	pattern no.	list
Bridge Rails (pair) 	For 30" Wide Bridge	39"	1"	1"	<b>YBRB39</b>	\$334.
	For 36" Wide Bridge	45"	1"	1"	<b>YBRB45</b>	340.
	For 42" Wide Bridge	51"	1"	1"	<b>YBRB51</b>	400.
	For 48" Wide Bridge	57"	1"	1"	<b>YBRB57</b>	404.
	For 54" Wide Bridge	63"	1"	1"	<b>YBRB63</b>	410.
	For 60" Wide Bridge	69"	1"	1"	<b>YBRB69</b>	416.
	For 66" Wide Bridge	75"	1"	1"	<b>YBRB75</b>	422.
	For 72" Wide Bridge	81"	1"	1"	<b>YBRB81</b>	584.
	For 78" Wide Bridge	87"	1"	1"	<b>YBRB87</b>	589.
	For 84" Wide Bridge	93"	1"	1"	<b>YBRB93</b>	591.

### Ordering Information

- Rails**  
 1. Pattern Number  
 2. Paint Finish

### Order Code

**Return Rails**  


---

*Example:* **YBRR63, 118T**  


---

**YBR** Rails  


---

**R** Return  


---

**63** Width  


---

**118T** Bright White Paint

### Included With

**Return Rails**  
 Spacers  
 Brackets  
 End Caps  
 Flat Brackets  
  
**Bridge Rails**  
 Brackets  
 Spacers  
 Flat Brackets

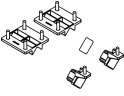
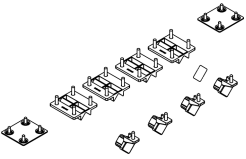

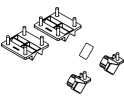
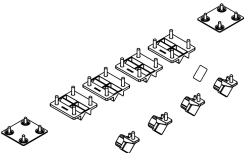
### Options

**Rails**



# Desk Connectors

## Connector Kit for Extension Tops and Cabinets

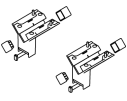
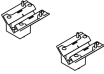


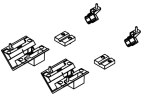
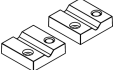
description	type	pattern no.	list
Connector Kit for Desk Extension Tops 	2 Brackets	<b>YBCDE</b>	\$69.
Connector Kit for Big Table Extension Tops 	4 Brackets	<b>YBTE</b>	156.
Connector Kit for Above Desk Extension Cabinets 	2 Brackets	<b>YSDXUP</b>	44.
Connector Kit for Above or Below Desk Extension Cabinets 	2 Brackets	<b>YBCDE</b>	69.
Connector Kit for Above and Below Big Table Extension Cabinets 	4 Brackets	<b>YBTE</b>	156.

Desk and Table Support

Ordering Information	Order Code	Included With	Options
<b>Desk Connectors</b> 1. Pattern Number 2. Paint Finish	<b>Desk Connectors</b> <i>Example:</i> <b>YBCDE, 118T</b> <b>YBC</b> Connector Kit <b>DE</b> Desk Extension <b>118T</b> Bright White Paint	<b>Desk Connectors</b> Brackets Hardware	<b>Desk Connectors</b>

# Desk Support Adapters

## For Fence, Template, Floorstanding Cabinets and Pedestals

description	type	w	d	h	pattern no.	list
	For use with 25" High Fence	4"	3"	1 3/4"	<b>YBAFE25</b>	\$173.
	For use with 28 1/2" High Fence	4"	3"	3"	<b>YBAFE28</b>	173.
<i>(YBAFE25 shown)</i>						
	For use with 25" High Case	4"	3"	3"	<b>YBATE25</b>	144.
	For use with 28 1/2" High Case or Worksurface Shelf	4"	3"	1 3/4"	<b>YBATE28</b>	164.
	For use with 22 1/2" High Case (credenza height)	4"	3"	5 1/2"	<b>YBATE22</b>	179.
<i>(YBATE25 shown)</i>						
	For use with 25" High Case				<b>YBATBT25</b>	334.
	For use with 22 1/2" High Case (credenza height)				<b>YBATBT22</b>	856.
<i>(YBATBT25 shown)</i>						
	For use with Floorstanding 25" High Pedestal	4"	3"	3"	<b>YBATE25</b>	144.
	For use with Double Wide Pedestal	4"	3"	3"	<b>YBAW25</b>	189.
	Includes 2 brackets and hardware				<b>YSFA</b>	21.

### Ordering Information

#### Desk Support Adaptors

1. Pattern Number
2. Paint Finish

### Order Code

#### Desk Support Adaptors

*Example:* **YBAFE25, 118T**

**YBA** Adapter

**FE** Fence

**25** Height

**118T** Bright White Paint

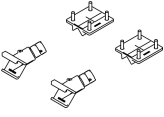
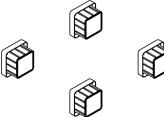
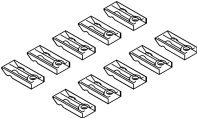

### Included With

Desk Support Adaptors  
Hardware

### Options

Desk Support Adaptors

## Connectors, End Caps, Worksurface Spacers and Flat Brackets

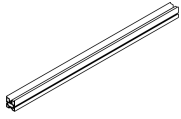
description	type	w	d	h	pattern no.	list
 Return or Bridge Rail Connector Kit (pair)	For Return or Bridge Connection	2"	1 1/4"	1 1/4"	<b>YBCRR</b>	\$99.
 Rail End Caps (Set of 4)	For End of Rails	1"	1/2"	1"	<b>YBRE</b>	44.
 Rail to Worksurface Spacers	Package of 10	1 3/4"	1/2"	1/4"	<b>YBCWS</b>	24.
 Flat Brackets Kit (pair)	For use with Adjacent Desks linking End-to-End or Back-to-Back	3"	2 3/4"	1/4"	<b>YBF</b>	18.

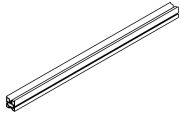
Desk and Table Support

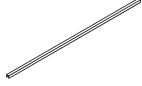
Ordering Information	Order Code	Included With	Options
<b>Components for Reconfiguration</b> 1. Pattern Number 2. Paint Finish	<b>Components for Reconfiguration</b> <i>Example:</i> <b>YBCRR, 118T</b> <b>YBC</b> Connector <b>RR</b> Rail to Return Rails <b>118T</b> Bright White Paint	<b>Components for Reconfiguration</b> Hardware	<b>Components for Reconfiguration</b>

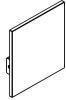
# Center Beam for Big Tables

## Center Beam, End Caps and Top Caps

description	type	w	d	h	pattern no.	list
Center Beam (no drilling for T-light cable) 	For 36" Wide Big Table Top	36"	3"	3 1/4"	<b>YCB36</b>	\$378.
	For 42" Wide Big Table Top	42"	3"	3 1/4"	<b>YCB42</b>	378.
	For 48" Wide Big Table Top	48"	3"	3 1/4"	<b>YCB48</b>	378.
	For 54" Wide Big Table Top	54"	3"	3 1/4"	<b>YCB54</b>	555.
	For 60" Wide Big Table Top	60"	3"	3 1/4"	<b>YCB60</b>	555.
	For 66" Wide Big Table Top	66"	3"	3 1/4"	<b>YCB66</b>	555.
	For 72" Wide Big Table Top	72"	3"	3 1/4"	<b>YCB72</b>	555.
	For 78" Wide Big Table Top	78"	3"	3 1/4"	<b>YCB78</b>	1,095.
	For 84" Wide Big Table Top	84"	3"	3 1/4"	<b>YCB84</b>	1,095.
	For 90" Wide Big Table Top	90"	3"	3 1/4"	<b>YCB90</b>	1,198.
	For 96" Wide Big Table Top	96"	3"	3 1/4"	<b>YCB96</b>	1,198.

Center Beam (Drilled for T-light cable) 	For 36" Wide Big Table Top	36"	3"	3 1/4"	<b>YCBT36</b>	422.
	For 42" Wide Big Table Top	42"	3"	3 1/4"	<b>YCBT42</b>	422.
	For 48" Wide Big Table Top	48"	3"	3 1/4"	<b>YCBT48</b>	422.
	For 54" Wide Big Table Top	54"	3"	3 1/4"	<b>YCBT54</b>	604.
	For 60" Wide Big Table Top	60"	3"	3 1/4"	<b>YCBT60</b>	604.
	For 66" Wide Big Table Top	66"	3"	3 1/4"	<b>YCBT66</b>	604.
	For 72" Wide Big Table Top	72"	3"	3 1/4"	<b>YCBT72</b>	604.
	For 78" Wide Big Table Top	78"	3"	3 1/4"	<b>YCBT78</b>	1,140.
	For 84" Wide Big Table Top	84"	3"	3 1/4"	<b>YCBT84</b>	1,140.
	For 90" Wide Big Table Top	90"	3"	3 1/4"	<b>YCBT90</b>	1,241.
	For 96" Wide Big Table Top	96"	3"	3 1/4"	<b>YCBT96</b>	1,241.

Center Beam Top Caps 	For 24" Wide Center Beam	24"	3"	3 1/4"	<b>YCBCC24</b>	59.
	For 30" Wide Center Beam	30"	3"	3 1/4"	<b>YCBCC30</b>	67.
	For 34", 35" and 36" Wide Center Beam	36"	3"	3 1/4"	<b>YCBCC36</b>	72.
	For 46", 47" and 48" Wide Center Beam	48"	3"	3 1/4"	<b>YCBCC48</b>	75.
	For 52", 53" and 54" Wide Center Beam	54"	3"	3 1/4"	<b>YCBCC54</b>	87.
	For 58", 59" and 60" Wide Center Beam	60"	3"	3 1/4"	<b>YCBCC60</b>	94.
	For 64", 65" and 66" Wide Center Beam	66"	3"	3 1/4"	<b>YCBCC66</b>	104.
	For 70", 71" and 72" Wide Center Beam	72"	3"	3 1/4"	<b>YCBCC72</b>	111.
	For 76", 77" and 78" Wide Center Beam	78"	3"	3 1/4"	<b>YCBCC78</b>	121.
	For 82", 83" and 84" Wide Center Beam	84"	3"	3 1/4"	<b>YCBCC84</b>	129.
	For 88", 89" and 90" Wide Center Beam	90"	3"	3 1/4"	<b>YCBCC90</b>	137.
	For 94", 95" and 96" Wide Center Beam	96"	3"	3 1/4"	<b>YCBCC96</b>	144.

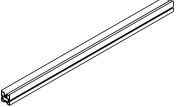
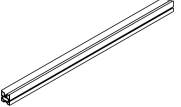
Center Beam End Caps (Full Height Shown) 	Full Height	3"	3/8"	3 1/4"	<b>YCBE</b>	18.
	Partial Height For Use With Extension Top or Cabinets	3"	3/8"	2"	<b>YCBPE</b>	18.

Ordering Information	Order Code	Included With	Options
<b>Center Beam</b> 1. Pattern Number 2. Paint Finish	<b>Center Beam</b> <i>Example:</i> <b>YCB60, 118T</b> <b>YCB</b> Center Beam	Center Beam	Center Beam
<b>End Caps</b> 1. Pattern Number 2. Paint Finish	<b>60</b> Width <b>118T</b> Bright White Paint <b>End Caps</b>		
<b>Center Beam Top Caps</b> 1. Pattern Number 2. Paint Finish	<i>Example:</i> <b>YCBPE, 118T</b> <b>YCB</b> Center Beam <b>PE</b> Partial End <b>118T</b> Bright White Paint		

# Antenna Workspaces GSA

## Center Beam for Big Tables, Table Desk and Wide End Leg

### Center Beam

description	type	w	d	h	pattern no.	list
Center Beam, End Position (no drilling for T-light cable) 	For 36" Wide Big Table Top	35"	3"	3 1/4"	<b>YCB35</b>	\$378.
	For 42" Wide Big Table Top	41"	3"	3 1/4"	<b>YCB41</b>	378.
	For 48" Wide Big Table Top	47"	3"	3 1/4"	<b>YCB47</b>	378.
	For 54" Wide Big Table Top	53"	3"	3 1/4"	<b>YCB53</b>	555.
	For 60" Wide Big Table Top	59"	3"	3 1/4"	<b>YCB59</b>	555.
	For 66" Wide Big Table Top	65"	3"	3 1/4"	<b>YCB65</b>	555.
	For 72" Wide Big Table Top	71"	3"	3 1/4"	<b>YCB71</b>	555.
	For 78" Wide Big Table Top	77"	3"	3 1/4"	<b>YCB77</b>	1,095.
	For 84" Wide Big Table Top	83"	3"	3 1/4"	<b>YCB83</b>	1,095.
	For 90" Wide Big Table Top	89"	3"	3 1/4"	<b>YCB89</b>	1,198.
For 96" Wide Big Table Top	95"	3"	3 1/4"	<b>YCB95</b>	1,198.	
Center Beam, Dual Back to Back (no drilling for T-light cable) 	For 36" Wide Big Table Top	34"	3"	3 1/4"	<b>YCB34</b>	378.
	For 42" Wide Big Table Top	40"	3"	3 1/4"	<b>YCB40</b>	378.
	For 48" Wide Big Table Top	46"	3"	3 1/4"	<b>YCB46</b>	378.
	For 54" Wide Big Table Top	52"	3"	3 1/4"	<b>YCB52</b>	555.
	For 60" Wide Big Table Top	58"	3"	3 1/4"	<b>YCB58</b>	555.
	For 66" Wide Big Table Top	64"	3"	3 1/4"	<b>YCB64</b>	555.
	For 72" Wide Big Table Top	70"	3"	3 1/4"	<b>YCB70</b>	555.
	For 78" Wide Big Table Top	76"	3"	3 1/4"	<b>YCB76</b>	1,095.
	For 84" Wide Big Table Top	82"	3"	3 1/4"	<b>YCB82</b>	1,095.
	For 90" Wide Big Table Top	88"	3"	3 1/4"	<b>YCB88</b>	1,198.
For 96" Wide Big Table Top	94"	3"	3 1/4"	<b>YCB94</b>	1,198.	

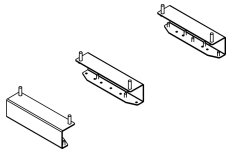
Desk and Table Support

Ordering Information	Order Code	Included With	Options
<b>Center Beam</b> 1. Pattern Number 2. Paint Finish	<b>Center Beam</b> <i>Example: YCB60, 118T</i> <b>YCB</b> Center Beam	Center Beam	Center Beam
<b>End Caps</b> 1. Pattern Number 2. Paint Finish	<b>60</b> Width <b>118T</b> Bright White Paint <b>End Caps</b>		
<b>Center Beam Top Caps</b> 1. Pattern Number 2. Paint Finish	<i>Example: YCBPE, 118T</i> <b>YCB</b> Center Beam <b>PE</b> Partial End <b>118T</b> Bright White Paint		

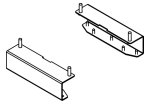
# Keyboard Tray and CPU Holder Mounts

## *For Desk and Big Tables*

description	type	w	d	h	pattern no.	list
KnollExtra Keyboard Tray Mount Kit	For attachment to underside of top	6"	1 1/4"	1 7/8"	<b>YAK</b>	\$156.



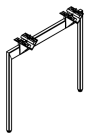
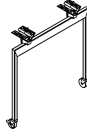
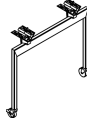
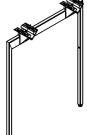
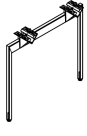
KnollExtra CPU Holder Mount Kit	For attachment to underside of top	6"	1 1/4"	1 7/8"	<b>YACPU</b>	104.
---------------------------------	------------------------------------	----	--------	--------	--------------	------



Ordering Information	Order Code	Included With	Options
<b>Keyboard Tray/CPU Holder Mount Kit</b>	<b>Keyboard Tray Mount Kit</b>	<b>Keyboard Tray Mount Kit</b>	Attachment Hardware
1. Pattern Number	<i>Example:</i> <b>YAK</b> <b>YAK</b> Keyboard Tray Mount	<b>CPU Holder Mount Kit</b>	Attachment Hardware

# Legs for Desks or Returns

## Desk, Low Desk, Standing, Adjustable Height and Pinset


description	type	d	w	h	pattern no.	list
 Desk Height End Legs for Desks or Returns	For 18" Deep Top	15"	1"	27"	<b>YELD18</b>	\$446.
	For 24" Deep Top	21"	1"	27"	<b>YELD24</b>	462.
	For 27" Deep Top	24"	1"	27"	<b>YELD27</b>	469.
	For 30" Deep Top	27"	1"	27"	<b>YELD30</b>	478.
	For 36" Deep Top	33"	1"	27"	<b>YELD36</b>	498.
	For 42" or 48" Deep Top	39"	1"	27"	<b>YELD42</b>	531.
 Desk Height End Legs with Casters for Desks or Returns	For 18" Deep Top	15"	1"	27"	<b>YELCD18</b>	506.
	For 24" Deep Top	21"	1"	27"	<b>YELCD24</b>	525.
	For 27" Deep Top	24"	1"	27"	<b>YELCD27</b>	533.
	For 30" Deep Top	27"	1"	27"	<b>YELCD30</b>	542.
	For 36" Deep Top	33"	1"	27"	<b>YELCD36</b>	559.
 Low Desk Height End Legs with Casters for Desks or Returns	For 18" Deep Top	15"	1"	23 1/2"	<b>YELCM18</b>	506.
	For 24" Deep Top	21"	1"	23 1/2"	<b>YELCM24</b>	525.
	For 27" Deep Top	24"	1"	23 1/2"	<b>YELCM27</b>	533.
	For 30" Deep Top	27"	1"	23 1/2"	<b>YELCM30</b>	542.
	For 36" Deep Top	33"	1"	23 1/2"	<b>YELCM36</b>	559.
 Standing Height End Legs for Desks or Returns	For 24" Deep Top	21"	1"	35"	<b>YELH24</b>	765.
	For 27" Deep Top	24"	1"	35"	<b>YELH27</b>	782.
	For 30" Deep Top	27"	1"	35"	<b>YELH30</b>	797.
	For 36" Deep Top	33"	1"	35"	<b>YELH36</b>	813.
	For 42" or 48" Deep Top	39"	1"	35"	<b>YELH42</b>	830.
 Adjustable Height End Legs for Desks or Returns	For 18" Deep Top	15"	1"	27" - 30"	<b>YEL2A18</b>	498.
	For 24" Deep Top	21"	1"	27" - 30"	<b>YEL2A24</b>	513.
	For 27" Deep Top	24"	1"	27" - 30"	<b>YEL2A27</b>	523.
	For 30" Deep Top	27"	1"	27" - 30"	<b>YEL2A30</b>	531.
	For 36" Deep Top	33"	1"	27" - 30"	<b>YEL2A36</b>	549.
	For 42" or 48" Deep Top	39"	1"	27" - 30"	<b>YEL2A42</b>	584.

Desk and Table Support

Ordering Information	Order Code	Included With	Options
<b>End Legs for Desks/Returns</b> 1. Pattern Number 2. Leg Paint Finish 3. Cradle Paint Finish	<b>End Legs for Desks/Returns</b> <i>Example:</i> <b>YELD30, 118T, 118T</b> <b>YEL</b> End Leg <b>D</b> Desk Height <b>30</b> Depth <b>118T</b> Bright White Paint <b>118T</b> Bright White Paint	<b>End Legs for Desks/Returns</b> (2) Glides or Casters (2) Cradles Attachment Hardware	<b>End Legs for Desks/Returns</b>

# Legs for Desks or Returns

## *Desk, Low Desk, Standing, Adjustable Height and Pinset*

description	type	d	w	h	pattern no.	list
	For 24" Deep Top	21"	1"	26"-35"	<b>YELP24</b>	\$779.
	For 27" Deep Top	24"	1"	26"-35"	<b>YELP27</b>	788.
	For 30" Deep Top	27"	1"	26"-35"	<b>YELP30</b>	795.
	For 36" Deep Top	33"	1"	26"-35"	<b>YELP36</b>	812.

### Ordering Information

#### End Legs for Desks/Returns

1. Pattern Number
2. Leg Paint Finish
3. Cradle Paint Finish

### Order Code

#### End Legs for Desks/Returns

*Example:* **YELD30, 118T, 118T**

**YEL** End Leg

**D** Desk Height

**30** Depth

**118T** Bright White Paint

**118T** Bright White Paint

### Included With

#### End Legs for Desks/Returns

- (2) Glides or Casters
- (2) Cradles
- Attachment Hardware

### Options

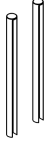
#### End Legs for Desks/Returns



# Legs for Desks or Returns

## *Desk Height Wood Wrap*

description	type	d	w	h	pattern no.	list
Wood wrap for Desk Height End Leg, Pair		1 3/4"	1 3/4"	25"	<b>YELDW</b>	\$448.



### Ordering Information

Wood wrap for Desk Height End Leg, Pair

1. Pattern Number

### Order Code

Wood Wrap for Desk Height End Leg, Pair

*Example:* **YELDW**

**YEL** End Leg

**W** Wood Wrap

### Included With

Wood Wrap for Desk Height End Leg, Pair

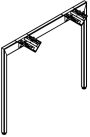
Attachment tape

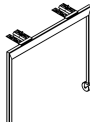
### Options


Wood Wrap for Desk Height End Leg, Pair

# Legs for Table Desks

## Desk and Adjustable Height

description	type	w	d	h	pattern no.	Painted	Chrome
	For 18" Deep Top	1"	18"	27"	<b>YELSD18</b>	\$478.	\$752.
	For 24" Deep Top	1"	24"	27"	<b>YELSD24</b>	498.	773.
	For 27" Deep Top	1"	27"	27"	<b>YELSD27</b>	504.	855.
	For 30" Deep Top	1"	30"	27"	<b>YELSD30</b>	513.	865.
	For 36" Deep Top	1"	36"	27"	<b>YELSD36</b>	531.	954.
	For 42" Deep Top	1"	42"	27"	<b>YELSD42</b>	555.	1,021.
	For 48" Deep Top	1"	48"	27"	<b>YELSD48</b>	565.	1,076.

	For 24" Deep Top	1"	24"	27"	<b>YELSCD24</b>	542.	n/a
	For 27" Deep Top	1"	27"	27"	<b>YELSCD27</b>	559.	n/a
	For 30" Deep Top	1"	30"	27"	<b>YELSCD30</b>	568.	n/a
	For 36" Deep Top	1"	36"	27"	<b>YELSCD36</b>	576.	n/a
	For 42" Deep Top	1"	42"	27"	<b>YELSCD42</b>	592.	n/a
	For 48" Deep Top	1"	48"	27"	<b>YELSCD48</b>	619.	n/a

	For 18" Deep Top	1"	18"	27" - 30"	<b>YEL2SA18</b>	531.	n/a
	For 24" Deep Top	1"	24"	27" - 30"	<b>YEL2SA24</b>	549.	n/a
	For 27" Deep Top	1"	27"	27" - 30"	<b>YEL2SA27</b>	555.	n/a
	For 30" Deep Top	1"	30"	27" - 30"	<b>YEL2SA30</b>	565.	n/a
	For 36" Deep Top	1"	36"	27" - 30"	<b>YEL2SA36</b>	584.	n/a
	For 42" Deep Top	1"	42"	27" - 30"	<b>YEL2SA42</b>	607.	n/a
	For 48" Deep Top	1"	48"	27" - 30"	<b>YEL2SA48</b>	616.	n/a

### Ordering Information

#### End Legs for Desks/Returns

1. Pattern Number
2. Leg Paint Finish
3. Cradle Paint Finish

### Order Code

#### End Legs for Table Desks

*Example:* **YELSD30, 118T, 118T**

<b>YEL</b>	End Leg
<b>S</b>	Table Desk
<b>D</b>	Desk Height
<b>30</b>	Depth
<b>118T</b>	Bright White Paint
<b>118T</b>	Bright White Paint

### Included With

#### End Legs for Table Desks

- (2) Glides or Casters
- (2) Cradles
- Attachment Hardware

### Options


#### End Legs for Table Desks

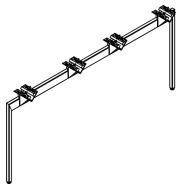
##### Finish Options:

Table Desk End Legs are available in Knoll core paints, Clear (138), Dard Red (130) and Slate Blue (131) paint finishes, as well as polished chrome (PD) finish.

# Legs for Back to Back Desks

## *Desk Height and Adjustable Height*

description	type	w	d	h	pattern no.	list
	For 18" Deep Back to Back Tops	1"	36 <sup>3</sup> / <sub>4</sub> "	27"	<b>YELDD18</b>	\$683.
	For 24" Deep Back to Back Tops	1"	48 <sup>3</sup> / <sub>4</sub> "	27"	<b>YELDD24</b>	721.
	For 27" Deep Back to Back Tops	1"	54 <sup>3</sup> / <sub>4</sub> "	27"	<b>YELDD27</b>	752.
	For 30" Deep Back to Back Tops	1"	60 <sup>3</sup> / <sub>4</sub> "	27"	<b>YELDD30</b>	772.
	For 36" Deep Back to Back Tops	1"	72 <sup>3</sup> / <sub>4</sub> "	27"	<b>YELDD36</b>	789.

description	type	w	d	h	pattern no.	list
	For 18" Deep Back to Back Tops	1"	36 <sup>3</sup> / <sub>4</sub> "	27" - 30"	<b>YEL2DA18</b>	735.
	For 24" Deep Back to Back Tops	1"	48 <sup>3</sup> / <sub>4</sub> "	27" - 30"	<b>YEL2DA24</b>	772.
	For 27" Deep Back to Back Tops	1"	54 <sup>3</sup> / <sub>4</sub> "	27" - 30"	<b>YEL2DA27</b>	804.
	For 30" Deep Back to Back Tops	1"	60 <sup>3</sup> / <sub>4</sub> "	27" - 30"	<b>YEL2DA30</b>	820.
	For 36" Deep Back to Back Tops	1"	72 <sup>3</sup> / <sub>4</sub> "	27" - 30"	<b>YEL2DA36</b>	841.

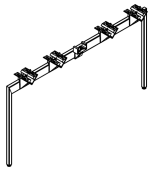
Desk and Table Support

Ordering Information	Order Code	Included With	Options
<b>End Legs for Back to Back Desks</b> 1. Pattern Number 2. Leg Paint Finish 3. Cradle Paint Finish	<b>End Legs for Back to Back Desks</b> <i>Example:</i> <b>YELDD30, 118T, 118T</b> <b>YEL</b> End Leg <b>D</b> Back to Back Desk <b>D</b> Desk Height <b>30</b> Depth <b>118T</b> Bright White Paint <b>118T</b> Bright White Paint	<b>End Legs for Back to Back Desks</b> (2) Glides (4) Cradles Attachment Hardware	<b>End Legs for Back to Back Desks</b>

# Legs for Dual Sided Big Tables

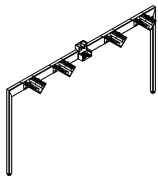
## Desk Height

description	type	w	d	h	pattern no.	list
Desk Height End Leg for Dual Big Tables	For 18"D Dual Sided Big Tables	1"	38 1/2"	27"	<b>YELDD38</b>	\$742.
	For 24", 27" or 30"D Dual Sided Big Tables	1"	50 1/2"	27"	<b>YELDD50</b>	811.
	For 36"D Dual Sided Big Table	1"	62 1/2"	27"	<b>YELDD62</b>	830.

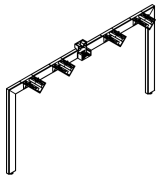


(YELDD50 shown)

Desk Height Table Desk End Leg for Dual Big Tables	For 24"D Dual Sided Big Tables	1"	53"	27"	<b>YELSDD53</b>	1,384.
	For 27"D Dual Sided Big Tables	1"	59"	27"	<b>YELSDD59</b>	1,405.
	For 30"D Dual Sided Big Tables	1"	65"	27"	<b>YELSDD65</b>	1,427.



Desk Height Wide End Leg for Dual Big Tables	For 24"D Dual Sided Big Tables	1"	53"	27"	<b>YELWDD53</b>	1,405.
	For 27"D Dual Sided Big Tables	1"	59"	27"	<b>YELWDD59</b>	1,427.
	For 30"D Dual Sided Big Tables	1"	65"	27"	<b>YELWDD65</b>	1,447.



### Ordering Information

#### Legs for Dual Big Tables

1. Pattern Number
2. Leg Paint Finish
3. Cradle Paint Finish

### Order Code

#### Legs for Dual Big Tables

*Example:* **YELDD50, 118T, 118T**

<b>YEL</b>	End Leg
<b>D</b>	Dual Big Table
<b>D</b>	Desk Height
<b>50</b>	Depth
<b>118T</b>	Bright White Paint
<b>118T</b>	Bright White Paint

### Included With

**Legs for Dual Big Tables**  
 (2) Glides  
 (4) Cradles  
 Center Beam Support Brackets  
 Attachment Hardware

**Mid Span Support Leg**  
 Attachment Hardware  
 Glide

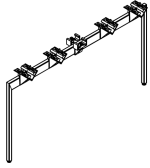
### Options

**Legs for Dual Big Tables**

# Legs for Dual Sided Big Tables

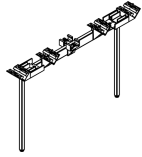
## Desk Height

description	type	w	d	h	pattern no.	list
Desk Height Intermediate Leg for Dual Big Tables	For 18"D Dual Sided Big Tables	1"	38 1/2"	27"	<b>YILDD38</b>	\$815.
	For 24", 27" or 30"D Dual Sided Big Tables	1"	50 1/2"	27"	<b>YILDD50</b>	899.
	For 36"D Dual Sided Big Tables	1"	62 1/2"	27"	<b>YILDD62</b>	907.



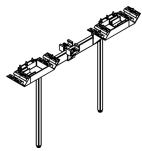
(YILDD50 shown)

Desk Height Inset Intermediate Leg for Dual Big Tables	For 24", 27" or 30"D Dual Sided Big Tables	1"	35 1/2"	27"	<b>YILDD35</b>	985.
	For 36"D Dual Sided Big Tables	1"	47 1/2"	27"	<b>YILDD48</b>	1,028.



(YILDD35 shown)

Desk Height Deep Inset Intermediate Leg for Dual Big Tables	For 24", 27" or 30"D Dual Sided Big Tables	1"	23 1/2"	27"	<b>YILDD24</b>	1,034.
---	--	----	---------	-----	----------------	--------



### Ordering Information

#### Legs for Dual Big Tables

1. Pattern Number
2. Leg Paint Finish
3. Cradle Paint Finish

### Order Code

#### Legs for Dual Big Tables

*Example:* **YELDD50, 118T, 118T**

<b>YEL</b>	End Leg
<b>D</b>	Dual Big Table
<b>D</b>	Desk Height
<b>50</b>	Depth
<b>118T</b>	Bright White Paint
<b>118T</b>	Bright White Paint

### Included With

**Legs for Dual Big Tables**  
 (2) Glides  
 (4) Cradles  
 Center Beam Support Brackets  
 Attachment Hardware

**Mid Span Support Leg**  
 Attachment Hardware  
 Glide

### Options

#### Legs for Dual Big Tables

# Legs for Dual Sided Big Tables

## *Desk Height*

description	type	w	d	h	pattern no.	list
Desk Height Mid Span Support Leg for Center Beam	For 36"D Dual and Single Sided Big Tables wider than 54"W	1"	1"	25"	<b>YILDD1</b>	\$140.



### Ordering Information

#### Legs for Dual Big Tables

1. Pattern Number
2. Leg Paint Finish
3. Cradle Paint Finish

### Order Code

#### Legs for Dual Big Tables

*Example:* **YELDD50, 118T, 118T**

<b>YEL</b>	End Leg
<b>D</b>	Dual Big Table
<b>D</b>	Desk Height
<b>50</b>	Depth
<b>118T</b>	Bright White Paint
<b>118T</b>	Bright White Paint

### Included With

**Legs for Dual Big Tables**  
 (2) Glides  
 (4) Cradles  
 Center Beam Support Brackets  
 Attachment Hardware  
**Mid Span Support Leg**  
 Attachment Hardware  
 Glide

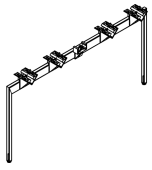
### Options

#### Legs for Dual Big Tables

# Legs for Dual Sided Big Tables

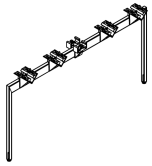
## Adjustable Height

description	type	w	d	h	pattern no.	list
Adjustable Height End Leg for Dual Big Tables	For 18"D Dual Sided Big Tables	1"	38 1/2"	27" - 30"	<b>YEL2DA38</b>	\$796.
	For 24", 27" or 30"D Dual Sided Big Tables	1"	50 1/2"	27" - 30"	<b>YEL2DA50</b>	862.
	For 36"D Dual Sided Big Tables	1"	62 1/2"	27" - 30"	<b>YEL2DA62</b>	884.



(YELDA50 shown)

Adjustable Height Intermediate Leg for Dual Big Tables	For 18"D Dual Sided Big Tables	1"	38 1/2"	27" - 30"	<b>YIL2DA38</b>	865.
	For 24", 27" or 30"D Dual Sided Big Tables	1"	50 1/2"	27" - 30"	<b>YIL2DA50</b>	951.
	For 36"D Dual Sided Big Tables	1"	62 1/2"	27" - 30"	<b>YIL2DA62</b>	956.



(YILDA50 shown)

Adjustable Height Inset Intermediate Leg for Dual Big Tables	For 24", 27" or 30"D Dual Sided Big Tables	1"	35 1/2"	27" - 30"	<b>YIL2DA35</b>	1,034.
	For 36"D Dual Sided Big Table	1"	47 1/2"	27" - 30"	<b>YIL2DA48</b>	1,083.



(YILDA35 shown)

Adjustable Height Deep Inset Intermediate Leg for Dual Big Tables	For 24", 27" or 30"D Dual Sided Big Table	1"	23 1/2"	27"	<b>YIL2DA24</b>	1,087.
---	---	----	---------	-----	-----------------	--------



### Ordering Information

#### Legs for Dual Big Tables

1. Pattern Number
2. Leg Paint Finish
3. Cradle Paint Finish

### Order Code

#### Legs for Dual Big Tables

*Example:* **YEL2DA50, 118T, 118T**

<b>YEL2</b>	End Leg
<b>D</b>	Dual Big Table
<b>A</b>	Adjustable Height
<b>50</b>	Depth
<b>118T</b>	Bright White Paint
<b>118T</b>	Bright White Paint

### Included With

- Legs for Dual Big Tables**  
 (2) Glides  
 (4) Cradles  
 Center Beam Support Brackets  
 Attachment Hardware
- Mid Span Support Leg**  
 Attachment Hardware  
 Glide

### Options

#### Legs for Dual Big Tables

# Legs for Dual Sided Big Tables

## *Adjustable Height*

description	type	w	d	h	pattern no.	list
Adjustable Height Mid Span Support Leg for Center Beam	For 36"D Dual and Single Sided Big Tables wider than 54"	1"	1"	25" - 30"	<b>YIL2DA1</b>	\$167.



### Ordering Information

#### Legs for Dual Big Tables

1. Pattern Number
2. Leg Paint Finish
3. Cradle Paint Finish

### Order Code

#### Legs for Dual Big Tables

*Example:* **YEL2DA50, 118T, 118T**

<b>YEL2</b>	End Leg
<b>D</b>	Dual Big Table
<b>A</b>	Adjustable Height
<b>50</b>	Depth
<b>118T</b>	Bright White Paint
<b>118T</b>	Bright White Paint

### Included With

**Legs for Dual Big Tables**  
 (2) Glides  
 (4) Cradles  
 Center Beam Support Brackets  
 Attachment Hardware

**Mid Span Support Leg**  
 Attachment Hardware  
 Glide

### Options

#### Legs for Dual Big Tables

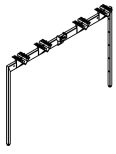


# Legs for Standing Height Dual Sided Big Tables

## Standing Height 36"

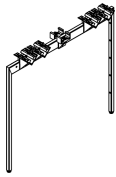
Antenna Workspaces GSA

description	type	w	d	h	pattern no.	list
36" Standing Height End Leg for Dual Big Tables	For 18"D Dual Big Tables	1"	38 1/2"	35"	<b>YELDH38</b>	\$1,185.
	For 24", 27" or 30"D Dual Big Tables	1"	50 1/2"	35"	<b>YELDH50</b>	1,230.



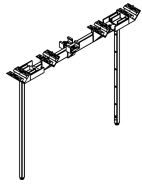
(YELDH50 shown)

36" Standing Height Intermediate Leg for Dual Big Tables	For 18"D Dual Big Tables	1"	38 1/2"	35"	<b>YILDH38</b>	1,281.
	For 24", 27" or 30"D Dual Big Tables	1"	50 1/2"	35"	<b>YILDH50</b>	1,324.



(YILDH38 shown)

36" Standing Height Inset Intermediate Leg for Dual Big Tables, Drilled for Diagonal Brace	For 24", 27" or 30"D Dual Big Tables	1"	35 1/2"	35"	<b>YILDH35</b>	1,528.
--	--------------------------------------	----	---------	-----	----------------	--------



(YILDH35 shown)

Support brace kit for standing height inset intermediate leg	For 24", 27" or 30"D Dual Big Tables	1"	20"	35"	<b>YILDHB</b>	558.
--	--------------------------------------	----	-----	-----	---------------	------



Desk and Table Support

### Ordering Information

#### Legs for Dual Big Tables

1. Pattern Number
2. Leg Paint Finish
3. Cradle Paint Finish

### Order Code

#### Legs for Dual Big Tables

*Example:* **YELDH50, 118T, 118T**

<b>YEL</b>	End Leg
<b>D</b>	Dual Big Table
<b>H</b>	Standing Height
<b>50</b>	Depth
<b>118T</b>	Bright White Paint
<b>118T</b>	Bright White Paint

### Included With

#### Legs for Dual Big Tables

- (2) Glides
- (4) Cradles
- Center Beam Support Brackets
- Attachment Hardware

#### Mid Span Support Leg

- Attachment Hardware
- Glide

### Options

#### Legs for Dual Big Tables

All core painted finishes

#### Support Brace

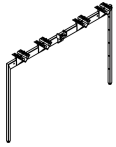
All core painted finishes and Chrome.

# Legs for Standing Height Dual Sided Big Tables

## *Standing Height 36"*

Antenna Workspaces GSA

description	type	w	d	h	pattern no.	list
36" Standing Height End Leg for Dual Big Tables, Drilled for Diagonal Brace	For 24", 27" or 30"D Dual Big Tables	1"	50 1/2"	35"	<b>YELDH50B</b>	\$1,306.



(YELDH50 shown)

36" Support brace kit for standing height End Leg	For 24", 27" or 30"D Dual Big Tables	1"	20"	35"	<b>YELDHB</b>	350.
---	--------------------------------------	----	-----	-----	---------------	------



### Ordering Information

#### Legs for Dual Big Tables

1. Pattern Number
2. Leg Paint Finish
3. Cradle Paint Finish

### Order Code

#### Legs for Dual Big Tables

*Example:* **YELDH50, 118T, 118T**

<b>YEL</b>	End Leg
<b>D</b>	Dual Big Table
<b>H</b>	Standing Height
<b>50</b>	Depth
<b>118T</b>	Bright White Paint
<b>118T</b>	Bright White Paint

### Included With

#### Legs for Dual Big Tables

- (2) Glides
- (4) Cradles
- Center Beam Support Brackets
- Attachment Hardware

#### Mid Span Support Leg

- Attachment Hardware
- Glide

### Options

#### Legs for Dual Big Tables

All core painted finishes

#### Support Brace

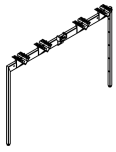
All core painted finishes and Chrome.

# Legs for Standing Height Dual Sided Big Tables

## Standing Height 42"

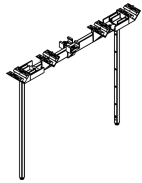
Antenna Workspaces GSA

description	type	w	d	h	pattern no.	list
42" Standing Height End Leg for Dual Big Tables	For 24", 27" or 30"D Dual Big Tables	1"	50 1/2"	41"	<b>YELDT50</b>	\$1,265.



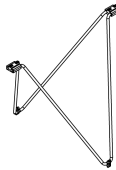
(YELDT50 shown)

42" Standing Height Inset Intermediate Leg for Dual Big Tables, Drilled for Diagonal Brace	For 24", 27" or 30"D Dual Big Tables	1"	35 1/2"	41"	<b>YILD35</b>	1,570.
--	--------------------------------------	----	---------	-----	---------------	--------



(YILD35 shown)

42" Support brace kit for standing height inset intermediate leg	For 24", 27" or 30"D Dual Big Tables	1"	20"	41"	<b>YILDTB</b>	628.
--	--------------------------------------	----	-----	-----	---------------	------



Desk and Table Support

### Ordering Information

#### Legs for Dual Big Tables

1. Pattern Number
2. Leg Paint Finish
3. Cradle Paint Finish

### Order Code

#### Legs for Dual Big Tables

*Example:* **YELDT50, 118T, 118T**

<b>YEL</b>	End Leg
<b>D</b>	Dual Big Table
<b>T</b>	Standing Height
<b>50</b>	Depth
<b>118T</b>	Bright White Paint
<b>118T</b>	Bright White Paint

### Included With

#### Legs for Dual Big Tables

- (2) Glides
- (4) Cradles
- Center Beam Support Brackets
- Attachment Hardware

#### Mid Span Support Leg

- Attachment Hardware
- Glide

### Options

#### Legs for Dual Big Tables

All core painted finishes

#### Support Brace

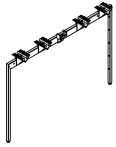
All core painted finishes and Chrome

# Legs for Standing Height Dual Sided Big Tables

## Standing Height 42"

Antenna Workspaces GSA

description	type	w	d	h	pattern no.	list
42" Standing Height End Leg for Dual Big Tables, Drilled for Diagonal Brace	For 24", 27" or 30"D Dual Big Tables	1"	50 1/2"	41"	<b>YELDT50B</b>	\$1,346.



(YELDT50 shown)

42" Support brace kit for standing height End Leg	For 24", 27" or 30"D Dual Big Tables	1"	20"	41"	<b>YELDTB</b>	362.
---	--------------------------------------	----	-----	-----	---------------	------



### Ordering Information

#### Legs for Dual Big Tables

1. Pattern Number
2. Leg Paint Finish
3. Cradle Paint Finish

### Order Code

#### Legs for Dual Big Tables

*Example:* **YELDT50, 118T, 118T**

<b>YEL</b>	End Leg
<b>D</b>	Dual Big Table
<b>T</b>	Standing Height
<b>50</b>	Depth
<b>118T</b>	Bright White Paint
<b>118T</b>	Bright White Paint

### Included With

#### Legs for Dual Big Tables

- (2) Glides
- (4) Cradles
- Center Beam Support Brackets
- Attachment Hardware

#### Mid Span Support Leg

- Attachment Hardware
- Glide

### Options

#### Legs for Dual Big Tables

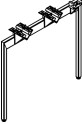
All core painted finishes

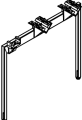
#### Support Brace

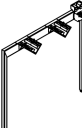
All core painted finishes and Chrome

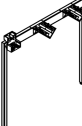
# Legs for Single Sided Big Tables

## Desk Height, Basic

description	type	w	d	h	pattern no.	list
 Desk Height End Legs for Single Sided Basic Big Tables (Left Shown)	Left support for 18"D single sided big table	1"	22"	27"	<b>YEL2SSDB22L</b>	\$546.
	Left support for 24", 27" or 30"D single sided big table	1"	28"	27"	<b>YEL2SSDB28L</b>	569.
	Left support for 36"D single sided big table	1"	34"	27"	<b>YEL2SSDB34L</b>	591.

 Desk Height End Legs for Single Sided Basic Big Tables (Right Shown)	Right support for 18"D single sided big table	1"	22"	27"	<b>YEL2SSDB22R</b>	546.
	Right support for 24", 27" or 30"D single sided big table	1"	28"	27"	<b>YEL2SSDB28R</b>	569.
	Right support for 36"D single sided big table	1"	34"	27"	<b>YEL2SSDB34R</b>	591.

 Desk Height Table Desk End Leg for Single Sided Basic Big Tables (Left Shown)	Left support for 24"D single sided big table	1"	29 1/4"	27"	<b>YELSSDB30L</b>	1,204.
	Left support for 27"D single sided big table	1"	32 1/4"	27"	<b>YELSSDB33L</b>	1,204.
	Left support for 30"D single sided big table	1"	35 1/4"	27"	<b>YELSSDB36L</b>	1,204.

 Desk Height Table Desk End Leg for Single Sided Basic Big Tables (Right Shown)	Right support for 24"D single sided big table	1"	29 1/4"	27"	<b>YELSSDB30R</b>	1,204.
	Right support for 27"D single sided big table	1"	32 1/4"	27"	<b>YELSSDB33R</b>	1,204.
	Right support for 30"D single sided big table	1"	35 1/4"	27"	<b>YELSSDB36R</b>	1,204.

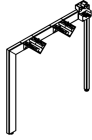
Desk and Table Support

Ordering Information	Order Code	Included With	Options
<b>Legs for Single Big Tables</b> 1. Pattern Number 2. Leg Paint Finish 3. Cradle Paint Finish	<b>Legs for Single Side Big Tables</b> <i>Example:</i> <b>YELSSDB22L, 118T, 118T</b> <b>YEL</b> End Leg <b>SS</b> Single Sided Big Table <b>D</b> Desk Height <b>B</b> Basic <b>22</b> Depth <b>L</b> Left Support <b>118T</b> Bright White Paint <b>118T</b> Bright White Paint	<b>Legs for Single Side Big Tables</b> (2) Glides (4) Cradles Center Beam Support Brackets Attachment Hardware	<b>Legs for Single Side Big Tables</b>

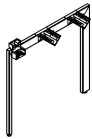
# Legs for Single Sided Big Tables

## Desk Height, Basic

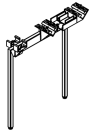
description	type	w	d	h	pattern no.	list
Desk Height Wide End Leg for Single Sided Basic Big Tables (Left Shown)	Left support for 24"D single sided big table	1"	29 1/4"	27"	<b>YELWSSDB30L</b>	\$1,219.
	Left support for 27"D single sided big table	1"	32 1/4"	27"	<b>YELWSSDB33L</b>	1,219.
	Left support for 30"D single sided big table	1"	35 1/4"	27"	<b>YELWSSDB36L</b>	1,219.



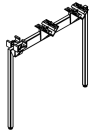
Desk Height Wide End Leg for Single Sided Basic Big Tables (Right Shown)	Right support for 24"D single sided big table	1"	29 1/4"	27"	<b>YELWSSDB30R</b>	1,219.
	Right support for 27"D single sided big table	1"	32 1/4"	27"	<b>YELWSSDB33R</b>	1,219.
	Right support for 30"D single sided big table	1"	35 1/4"	27"	<b>YELWSSDB36R</b>	1,219.



Desk Height Inset Intermediate Legs for Single Sided Basic Big Tables	For 24", 27" or 30"D single sided big table	1"	20"	27"	<b>YIL2SSDB20</b>	735.
	For 36"D single sided big table	1"	26"	27"	<b>YIL2SSDB26</b>	757.



Desk Height Intermediate Legs for Single Sided Basic Big Tables	For 18"D single sided big tables	1"	22"	27"	<b>YIL2SSDB22</b>	634.
	For 24", 27" or 30"D single sided big table	1"	28"	27"	<b>YIL2SSDB28</b>	658.
	For 36"D single sided big table	1"	34"	27"	<b>YIL2SSDB34</b>	678.

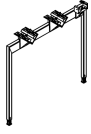


Ordering Information	Order Code	Included With	Options
<b>Legs for Single Big Tables</b>	<b>Legs for Single Side Big Tables</b>	<b>Legs for Single Side Big Tables</b>	<b>Legs for Single Side Big Tables</b>
1. Pattern Number	<i>Example:</i> <b>YELSSDB22L, 118T, 118T</b>	(2) Glides	
2. Leg Paint Finish	<b>YEL</b> End Leg	(4) Cradles	
3. Cradle Paint Finish	<b>SS</b> Single Sided Big Table	Center Beam Support Brackets	
	<b>D</b> Desk Height	Attachment Hardware	
	<b>B</b> Basic		
	<b>22</b> Depth		
	<b>L</b> Left Support		
	<b>118T</b> Bright White Paint		
	<b>118T</b> Bright White Paint		

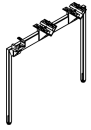
# Legs for Single Sided Big Tables

## *Adjustable Height, Basic*

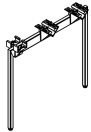
description	type	w	d	h	pattern no.	list
Adjustable Height End Legs for Single Sided Basic Big Tables (Left Shown)	Left support for 18"D single sided big table	1"	22"	27" - 30"	<b>YEL3SSAB22L</b>	\$593.
	Left support for 24", 27" or 30"D single sided big table	1"	28"	27" - 30"	<b>YEL3SSAB28L</b>	617.
	Left support for 36"D single sided big table	1"	34"	27" - 30"	<b>YEL3SSAB34L</b>	640.



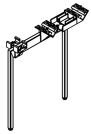
Adjustable Height End Legs for Single Sided Basic Big Tables (Right Shown)	Right support for 18"D single sided big table	1"	22"	27" - 30"	<b>YEL3SSAB22R</b>	593.
	Right support for 24", 27" or 30"D single sided big table	1"	28"	27" - 30"	<b>YEL3SSAB28R</b>	617.
	Right support for 36"D single sided big table	1"	34"	27" - 30"	<b>YEL3SSAB34R</b>	640.



Adjustable Height Intermediate Legs for Single Sided Basic Big Tables	For 18"D single sided big tables	1"	22"	27" - 30"	<b>YIL3SSAB22</b>	679.
	For 24", 27" or 30"D single sided big tables	1"	28"	27" - 30"	<b>YIL3SSAB28</b>	705.
	For 36"D single sided big tables	1"	34"	27" - 30"	<b>YIL3SSAB34</b>	727.



Adjustable Height Inset Intermediate Legs for Single Sided Basic Big Tables	For 24", 27" or 30"D single sided big tables	1"	20"	27" - 30"	<b>YIL3SSAB20</b>	783.
	For 36"D single sided big table	1"	26"	27" - 30"	<b>YIL3SSAB26</b>	807.

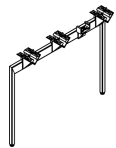


Ordering Information	Order Code	Included With	Options
<b>Legs for Single Big Tables</b>	<b>Legs for Single Side Big Tables</b>	<b>Legs for Single Side Big Tables</b>	<b>Legs for Single Side Big Tables</b>
1. Pattern Number	<i>Example:</i> <b>YEL3SSAB22L, 118T, 118T</b>	(2) Glides	
2. Leg Paint Finish	<b>YEL3</b> End Leg	(4) Cradles	
3. Cradle Paint Finish	<b>SS</b> Single Sided Big Table	Center Beam Support Brackets	
	<b>A</b> Adjustable Height	Attachment Hardware	
	<b>B</b> Basic		
	<b>22</b> Depth		
	<b>L</b> Left Support		
	<b>118T</b> Bright White Paint		
	<b>118T</b> Bright White Paint		

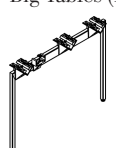
# Legs for Single Sided Big Tables

## Desk Height, Full Back

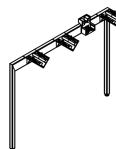
description	type	w	d	h	pattern no.	list
Desk Height End Legs for Single Sided Full Back Big Tables (Left Shown)	Left support for 18"D single sided big table	1"	28"	27"	<b>YELSSDF28L</b>	\$626.
	Left support for 24", 27" or 30"D single sided big table	1"	34"	27"	<b>YELSSDF34L</b>	642.
	Left support for 36"D single sided big table	1"	40"	27"	<b>YELSSDF40L</b>	674.



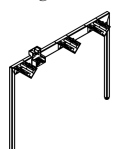
Desk Height End Legs for Single Sided Full Back Big Tables (Right Shown)	Right support for 18"D single sided big table	1"	28"	27"	<b>YELSSDF28R</b>	626.
	Right support for 24", 27" or 30"D single sided big table	1"	34"	27"	<b>YELSSDF34R</b>	642.
	Right support for 36"D single sided big table	1"	40"	27"	<b>YELSSDF40R</b>	674.



Desk Height Table Desk End Leg for Single Sided Full Back Big Tables (Left Shown)	Left support for 24"D single sided big table	1"	35 1/2"	27"	<b>YELSSSDF36L</b>	1,289.
	Left support for 27"D single sided big table	1"	38 1/2"	27"	<b>YELSSSDF39L</b>	1,289.
	Left support for 30"D single sided big table	1"	41 1/2"	27"	<b>YELSSSDF42L</b>	1,289.



Desk Height Table Desk End Leg for Single Sided Full Back Big Tables (Right Shown)	Right support for 24"D single sided big table	1"	35 1/2"	27"	<b>YELSSSDF36R</b>	1,289.
	Right support for 27"D single sided big table	1"	38 1/2"	27"	<b>YELSSSDF39R</b>	1,289.
	Right support for 30"D single sided big table	1"	41 1/2"	27"	<b>YELSSSDF42R</b>	1,289.



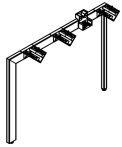
Ordering Information	Order Code	Included With	Options
<b>Legs for Single Big Tables</b>	<b>Legs for Single Side Big Tables</b>	<b>Legs for Single Side Big Tables</b>	<b>Legs for Single Side Big Tables</b>
1. Pattern Number	<i>Example:</i> <b>YELSSDF28L, 118T, 118T</b>	(2) Glides	
2. Leg Paint Finish	<b>YEL</b> End Leg	(4) Cradles	
3. Cradle Paint Finish	<b>SS</b> Single Sided Big Table	Center Beam Support Brackets	
	<b>D</b> Desk Height	Attachment Hardware	
	<b>F</b> Full Performance		
	<b>28</b> Depth		
	<b>L</b> Left Support		
	<b>118T</b> Bright White Paint		
	<b>118T</b> Bright White Paint		



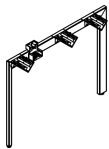
# Legs for Single Sided Big Tables

## Desk Height, Full Back

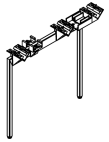
description	type	w	d	h	pattern no.	list
Desk Height Wide End Leg for Single Sided Full Back Big Tables (Left Shown)	Left support for 24"D single sided big table	1"	35 1/2"	27"	<b>YELWSSDF36L</b>	\$1,301.
	Left support for 27"D single sided big table	1"	38 1/2"	27"	<b>YELWSSDF39L</b>	1,301.
	Left support for 30"D single sided big table	1"	41 1/2"	27"	<b>YELWSSDF42L</b>	1,301.



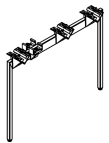
Desk Height Wide End Leg for Single Sided Full Back Big Tables (Right Shown)	Right support for 24"D single sided big table	1"	35 1/2"	27"	<b>YELWSSDF36R</b>	1,301.
	Right support for 27"D single sided big table	1"	38 1/2"	27"	<b>YELWSSDF39R</b>	1,301.
	Right support for 30"D single sided big table	1"	41 1/2"	27"	<b>YELWSSDF42R</b>	1,301.



Desk Height Inset Intermediate Legs for Single Sided Full Back Big Tables	For 24", 27" or 30"D single sided big table	1"	26 1/2"	27"	<b>YILSSDF26</b>	796.
	For 36"D single sided big table	1"	32 1/2"	27"	<b>YILSSDF32</b>	815.



Desk Height Intermediate Legs for Single Sided Full Back Big Tables	For 18"D single sided big tables	1"	28"	27"	<b>YILSSDF28</b>	698.
	For 24", 27" or 30"D single sided big table	1"	34"	27"	<b>YILSSDF34</b>	721.
	For 36"D single sided big table	1"	40"	27"	<b>YILSSDF40</b>	803.



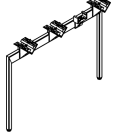
Desk and Table Support

Ordering Information	Order Code	Included With	Options
<b>Legs for Single Big Tables</b>	<b>Legs for Single Side Big Tables</b>	<b>Legs for Single Side Big Tables</b>	<b>Legs for Single Side Big Tables</b>
1. Pattern Number	<i>Example:</i> <b>YELSSDF28L, 118T, 118T</b>	(2) Glides	
2. Leg Paint Finish	<b>YEL</b> End Leg	(4) Cradles	
3. Cradle Paint Finish	<b>SS</b> Single Sided Big Table	Center Beam Support Brackets	
	<b>D</b> Desk Height	Attachment Hardware	
	<b>F</b> Full Performance		
	<b>28</b> Depth		
	<b>L</b> Left Support		
	<b>118T</b> Bright White Paint		
	<b>118T</b> Bright White Paint		

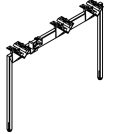
# Legs for Single Sided Big Tables

## *Adjustable Height, Full Back*

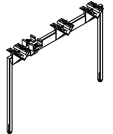
description	type	w	d	h	pattern no.	list
Adjustable Height End Legs for Single Sided Full Back Big Tables (Left Shown)	Left support for 18"D single sided big table	1"	28"	25 1/2" - 28 1/2"	<b>YEL2SSAF28L</b>	\$675.
	Left support for 24", 27" or 30"D single sided big table	1"	34"	25 1/2" - 28 1/2"	<b>YEL2SSAF34L</b>	695.
	Left support for 36"D single sided big table	1"	40"	25 1/2" - 28 1/2"	<b>YEL2SSAF40L</b>	725.



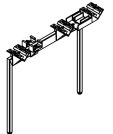
Adjustable Height End Legs for Single Sided Full Back Big Tables (Right Shown)	Right support for 18"D single sided big table	1"	28"	25 1/2" - 28 1/2"	<b>YEL2SSAF28R</b>	675.
	Right support for 24", 27" or 30"D single sided big table	1"	34"	25 1/2" - 28 1/2"	<b>YEL2SSAF34R</b>	695.
	Right support for 36"D single sided big table	1"	40"	25 1/2" - 28 1/2"	<b>YEL2SSAF40R</b>	725.



Adjustable Height Intermediate Legs for Single Sided Full Back Big Tables	For 18"D single sided big tables	1"	28"	25 1/2" - 28 1/2"	<b>YIL2SSAF28</b>	749.
	For 24", 27" or 30"D single sided big tables	1"	34"	25 1/2" - 28 1/2"	<b>YIL2SSAF34</b>	772.
	For 36"D single sided big tables	1"	40"	25 1/2" - 28 1/2"	<b>YIL2SSAF40</b>	803.



Adjustable Height Inset Intermediate Legs for Single Sided Full Back Big Tables	For 24", 27" or 30"D single sided big tables	1"	26 1/2"	25 1/2" - 28 1/2"	<b>YIL2SSAF26</b>	849.
	For 36"D single sided big table	1"	32 1/2"	25 1/2" - 28 1/2"	<b>YIL2SSAF32</b>	865.

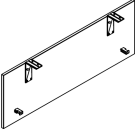
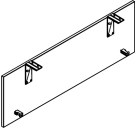


Ordering Information	Order Code	Included With	Options
<b>Legs for Single Big Tables</b>	<b>Legs for Single Side Big Tables</b>	<b>Legs for Single Side Big Tables</b>	<b>Legs for Single Side Big Tables</b>
1. Pattern Number	<i>Example:</i> <b>YELSSAF28L, 118T, 118T</b>	(2) Glides	
2. Leg Paint Finish	<b>YEL</b> End Leg	(4) Cradles	
3. Cradle Paint Finish	<b>SS</b> Single Sided Big Table	Center Beam Support Brackets	
	<b>A</b> Adjustable Height	Attachment Hardware	
	<b>F</b> Full Performance		
	<b>28</b> Depth		
	<b>L</b> Left Support		
	<b>118T</b> Bright White Paint		
	<b>118T</b> Bright White Paint		

# Modesty Panels for Desks or Returns

## Half Height

### Painted, Laminate or Veneer

description	type	w	d	h	pattern no.	Painted (P)	Laminate (L)	V1 (V)	V2 (V)	V3 (V)
Modesty Panels for Desks or Returns, Half Height 	For 36" Wide Tops	36"	3/4"	16 7/8"	<b>YMP1736()</b>	\$378.	\$411.	\$899.	\$1,032.	\$1,345.
	For 42" Wide Tops	42"	3/4"	16 7/8"	<b>YMP1742()</b>	387.	418.	928.	1,066.	1,386.
	For 48" Wide Tops	48"	3/4"	16 7/8"	<b>YMP1748()</b>	393.	452.	961.	1,110.	1,442.
	For 54" Wide Tops	54"	3/4"	16 7/8"	<b>YMP1754()</b>	402.	462.	999.	1,150.	1,494.
	For 60" Wide Tops	60"	3/4"	16 7/8"	<b>YMP1760()</b>	473.	590.	1,073.	1,232.	1,599.
	For 66" Wide Tops	66"	3/4"	16 7/8"	<b>YMP1766()</b>	532.	650.	1,099.	1,265.	1,645.
	For 72" Wide Tops	72"	3/4"	16 7/8"	<b>YMP1772()</b>	541.	659.	1,132.	1,299.	1,690.
	For 78" Wide Tops	78"	3/4"	16 7/8"	<b>YMP1778()</b>	549.	666.	1,172.	1,352.	1,754.
	For 84" Wide Tops	84"	3/4"	16 7/8"	<b>YMP1784()</b>	555.	675.	1,202.	1,383.	1,797.
	Modesty Panels for Desks or Returns, Half Height with Cord Passage 	For 36" Wide Tops	36"	3/4"	15 7/8"	<b>YMP1636()</b>	378.	411.	899.	1,032.
For 42" Wide Tops		42"	3/4"	15 7/8"	<b>YMP1642()</b>	387.	418.	928.	1,066.	1,386.
For 48" Wide Tops		48"	3/4"	15 7/8"	<b>YMP1648()</b>	393.	452.	961.	1,110.	1,442.
For 54" Wide Tops		54"	3/4"	15 7/8"	<b>YMP1654()</b>	402.	462.	999.	1,150.	1,494.
For 60" Wide Tops		60"	3/4"	15 7/8"	<b>YMP1660()</b>	473.	590.	1,073.	1,232.	1,599.
For 66" Wide Tops		66"	3/4"	15 7/8"	<b>YMP1666()</b>	532.	650.	1,099.	1,265.	1,645.
For 72" Wide Tops		72"	3/4"	15 7/8"	<b>YMP1672()</b>	541.	659.	1,132.	1,299.	1,690.
For 78" Wide Tops		78"	3/4"	15 7/8"	<b>YMP1678()</b>	549.	666.	1,172.	1,352.	1,754.
For 84" Wide Tops		84"	3/4"	15 7/8"	<b>YMP1684()</b>	555.	675.	1,202.	1,383.	1,797.

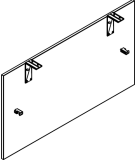
Desk and Table Support

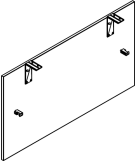
Ordering Information	Order Code	Included With	Options
<b>Modesty Panels for Desks or Returns</b> 1. Pattern Number 2. Surface Finish 3. Bracket Paint Finish	<b>Modesty Panels for Desks or Returns</b> <i>Example: YMP1748P, 118T, 118T</i> <b>YMP</b> Modesty Panel <b>17</b> Height <b>48</b> Width <b>P</b> Paint <b>118T</b> Bright White Paint <b>118T</b> Bright White Paint	<b>Modesty Panels for Desks or Returns</b> Attachment brackets Hardware	<b>Modesty Panels for Desks or Returns</b> <b>Finish Options:</b> (P) = Painted (L) = Laminate (V) = Veneer

# Modesty Panels for Desks or Returns

## Full Height

### Painted, Laminate or Veneer

description	type	w	d	h	pattern no.	Painted (P)	Laminate (L)	V1 (V)	V2 (V)	V3 (V)
Modesty Panels for Desks or Returns, Full Height 	For 36" Wide Tops	36"	3/4"	26 1/2"	<b>YMP2736( )</b>	\$405.	\$510.	\$1,003.	\$1,157.	\$1,501.
	For 42" Wide Tops	42"	3/4"	26 1/2"	<b>YMP2742( )</b>	417.	524.	1,044.	1,203.	1,565.
	For 48" Wide Tops	48"	3/4"	26 1/2"	<b>YMP2748( )</b>	434.	535.	1,099.	1,269.	1,647.
	For 54" Wide Tops	54"	3/4"	26 1/2"	<b>YMP2754( )</b>	446.	546.	1,144.	1,315.	1,711.
	For 60" Wide Tops	60"	3/4"	26 1/2"	<b>YMP2760( )</b>	522.	738.	1,240.	1,430.	1,857.
	For 66" Wide Tops	66"	3/4"	26 1/2"	<b>YMP2766( )</b>	585.	803.	1,289.	1,481.	1,924.
	For 72" Wide Tops	72"	3/4"	26 1/2"	<b>YMP2772( )</b>	598.	813.	1,327.	1,529.	1,987.
	For 78" Wide Tops	78"	3/4"	26 1/2"	<b>YMP2778( )</b>	611.	826.	1,384.	1,591.	2,070.
	For 84" Wide Tops	84"	3/4"	26 1/2"	<b>YMP2784( )</b>	626.	840.	1,428.	1,641.	2,134.

Modesty Panels for Desks or Returns, Full Height with Cord Passage 	For 36" Wide Tops	36"	3/4"	25 1/2"	<b>YMP2636( )</b>	405.	510.	1,003.	1,157.	1,501.
	For 42" Wide Tops	42"	3/4"	25 1/2"	<b>YMP2642( )</b>	417.	524.	1,044.	1,203.	1,565.
	For 48" Wide Tops	48"	3/4"	25 1/2"	<b>YMP2648( )</b>	434.	535.	1,099.	1,269.	1,647.
	For 54" Wide Tops	54"	3/4"	25 1/2"	<b>YMP2654( )</b>	446.	546.	1,144.	1,315.	1,711.
	For 60" Wide Tops	60"	3/4"	25 1/2"	<b>YMP2660( )</b>	522.	738.	1,240.	1,430.	1,857.
	For 66" Wide Tops	66"	3/4"	25 1/2"	<b>YMP2666( )</b>	585.	803.	1,289.	1,481.	1,924.
	For 72" Wide Tops	72"	3/4"	25 1/2"	<b>YMP2672( )</b>	598.	813.	1,327.	1,529.	1,987.
	For 78" Wide Tops	78"	3/4"	25 1/2"	<b>YMP2678( )</b>	611.	826.	1,384.	1,591.	2,070.
	For 84" Wide Tops	84"	3/4"	25 1/2"	<b>YMP2684( )</b>	626.	840.	1,428.	1,641.	2,134.

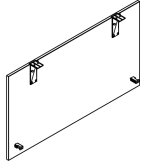
Ordering Information	Order Code	Included With	Options
<b>Modesty Panels for Desks or Returns</b> 1. Pattern Number 2. Surface Finish 3. Bracket Paint Finish	<b>Modesty Panels for Desks or Returns</b> <i>Example: YMP2748P, 118T, 118T</i> <b>YMP</b> Modesty Panel <b>27</b> Height <b>48</b> Width <b>P</b> Paint <b>118T</b> Bright White Paint <b>118T</b> Bright White Paint	<b>Modesty Panels for Desks or Returns</b> Attachment brackets Hardware	<b>Modesty Panels for Desks or Returns</b> <b>Finish Options:</b> (P) = Painted (L) = Laminate (V) = Veneer

# Back Panels for Single Sided Big Tables

## Full Performance

### Painted, Laminate or Veneer

description	type	w	d	h	pattern no.	Painted (P)	Laminate (L)	V1 (V)	V2 (V)	V3 (V)
Back Panels for Single Sided Big Table, Full Performance	For 48" Wide Tops	48"	3/4"	27"	<b>YBPSSF2748( )</b>	\$434.	\$535.	\$1,099.	\$1,269.	\$1,647.
	For 54" Wide Tops	54"	3/4"	27"	<b>YBPSSF2754( )</b>	446.	546.	1,144.	1,315.	1,711.
	For 60" Wide Tops	60"	3/4"	27"	<b>YBPSSF2760( )</b>	522.	738.	1,240.	1,430.	1,857.
	For 66" Wide Tops	66"	3/4"	27"	<b>YBPSSF2766( )</b>	585.	803.	1,289.	1,481.	1,924.
	For 72" Wide Tops	72"	3/4"	27"	<b>YBPSSF2772( )</b>	598.	813.	1,327.	1,529.	1,987.
	For 78" Wide Tops	78"	3/4"	27"	<b>YBPSSF2778( )</b>	611.	826.	1,384.	1,591.	2,070.
	For 84" Wide Tops	84"	3/4"	27"	<b>YBPSSF2784( )</b>	626.	840.	1,428.	1,641.	2,134.



#### Ordering Information

##### Back Panels for Single Sided Big Tables

1. Pattern Number
2. Surface Finish
3. Bracket Paint Finish

#### Order Code

##### Back Panels for Single Sided Tables

*Example:* **YBPSSF2748P, 118T, 118T**

<b>YBP</b>	Back Panel
<b>SS</b>	Single Sided Big Table
<b>F</b>	Full Performance
<b>27</b>	Height
<b>48</b>	Width
<b>P</b>	Paint
<b>118T</b>	Bright White Paint
<b>118T</b>	Bright White Paint

#### Included With

##### Back Panels for Single Sided Big Tables

Attachment brackets  
Hardware

#### Options

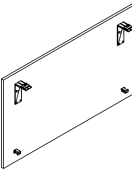
##### Back Panels for Single Sided Big Tables

**Finish Options:**  
(P) = Painted  
(L) = Laminate  
(V) = Veneer

# Back Panels for Single Sided Big Tables

## Basic

### Painted, Laminate or Veneer

description	type	w	d	h	pattern no.	Painted (P)	Laminate (L)	V1 (V)	V2 (V)	V3 (V)	
	Back Panels for Single Sided Big Table, Basic	For 48" Wide Tops	48"	3/4"	27"	<b>YBPSSB2748( )</b>	\$434.	\$535.	\$1,099.	\$1,269.	\$1,647.
		For 54" Wide Tops	54"	3/4"	27"	<b>YBPSSB2754( )</b>	446.	546.	1,144.	1,315.	1,711.
		For 60" Wide Tops	60"	3/4"	27"	<b>YBPSSB2760( )</b>	522.	738.	1,240.	1,430.	1,857.
		For 66" Wide Tops	66"	3/4"	27"	<b>YBPSSB2766( )</b>	585.	803.	1,289.	1,481.	1,924.
		For 72" Wide Tops	72"	3/4"	27"	<b>YBPSSB2772( )</b>	598.	813.	1,327.	1,529.	1,987.
		For 78" Wide Tops	78"	3/4"	27"	<b>YBPSSB2778( )</b>	611.	826.	1,384.	1,591.	2,070.
		For 84" Wide Tops	84"	3/4"	27"	<b>YBPSSB2784( )</b>	626.	840.	1,428.	1,641.	2,134.

#### Ordering Information

##### Back Panels for Single Sided Big Tables

1. Pattern Number
2. Surface Finish
3. Bracket Paint Finish

#### Order Code

##### Back Panels for Single Sided Tables

*Example:* **YBPSSB2748P, 118T, 118T**

<b>YBP</b>	Back Panel
<b>SS</b>	Single Sided Big Table
<b>B</b>	Basic
<b>27</b>	Height
<b>48</b>	Width
<b>P</b>	Paint
<b>118T</b>	Bright White Paint
<b>118T</b>	Bright White Paint

#### Included With

##### Back Panels for Single Sided Big Tables

Attachment brackets  
Hardware

#### Options

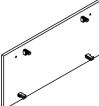
##### Back Panels for Single Sided Big Tables

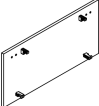
**Finish Options:**  
(P) = Painted  
(L) = Laminate  
(V) = Veneer

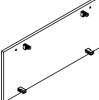
# End Panels

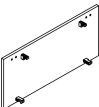
## Half Height for Desks or Returns

### Painted, Laminate or Veneer

description	type	w	d	h	pattern no.	Painted (P)	Laminate (L)	V1 (V)	V2 (V)	V3 (V)
 End Panels for Desks or Returns, Half Height	For 18" Deep Tops	18"	3/4"	16 7/8"	<b>YEP1718()</b>	\$270.	\$267.	\$790.	\$908.	\$1,181.
	For 24" Deep Tops	24"	3/4"	16 7/8"	<b>YEP1724()</b>	280.	281.	830.	955.	1,240.
	For 27" Deep Tops	27"	3/4"	16 7/8"	<b>YEP1727()</b>	283.	285.	856.	985.	1,281.
	For 30" Deep Tops	30"	3/4"	16 7/8"	<b>YEP1730()</b>	287.	308.	865.	998.	1,297.
	For 36" Deep Tops	36"	3/4"	16 7/8"	<b>YEP1736()</b>	297.	333.	898.	1,030.	1,341.

 End Panels for Desks or Returns, Half Height for use with Modesty Panels	For 18" Deep Tops	16 1/2"	3/4"	16 7/8"	<b>YEP1717()</b>	270.	267.	800.	918.	1,196.
	For 24" Deep Tops	22 1/2"	3/4"	16 7/8"	<b>YEP1723()</b>	280.	281.	827.	953.	1,235.
	For 27" Deep Tops	25 1/2"	3/4"	16 7/8"	<b>YEP1726()</b>	285.	286.	857.	986.	1,285.
	For 30" Deep Tops	28 1/2"	3/4"	16 7/8"	<b>YEP1729()</b>	287.	288.	876.	1,009.	1,314.
	For 36" Deep Tops	34 1/2"	3/4"	16 7/8"	<b>YEP1735()</b>	297.	333.	908.	1,041.	1,358.

 End Panels for Desks or Returns, Half Height with Cord Passage	For 18" Deep Tops	18"	3/4"	15 7/8"	<b>YEP1618()</b>	270.	267.	790.	908.	1,181.
	For 24" Deep Tops	24"	3/4"	15 7/8"	<b>YEP1624()</b>	280.	281.	830.	955.	1,240.
	For 27" Deep Tops	27"	3/4"	15 7/8"	<b>YEP1627()</b>	283.	285.	856.	985.	1,281.
	For 30" Deep Tops	30"	3/4"	15 7/8"	<b>YEP1630()</b>	287.	308.	865.	998.	1,297.
	For 36" Deep Tops	36"	3/4"	15 7/8"	<b>YEP1636()</b>	297.	333.	898.	1,030.	1,341.

 End Panels for Desks or Returns, Half Height with Cord Passage for use with Modesty Panels	For 18" Deep Tops	16 1/2"	3/4"	15 7/8"	<b>YEP1617()</b>	270.	267.	800.	918.	1,196.
	For 24" Deep Tops	22 1/2"	3/4"	15 7/8"	<b>YEP1623()</b>	280.	281.	827.	953.	1,235.
	For 27" Deep Tops	25 1/2"	3/4"	15 7/8"	<b>YEP1626()</b>	285.	286.	857.	986.	1,285.
	For 30" Deep Tops	28 1/2"	3/4"	15 7/8"	<b>YEP1629()</b>	287.	288.	876.	1,009.	1,314.
	For 36" Deep Tops	34 1/2"	3/4"	15 7/8"	<b>YEP1635()</b>	297.	333.	908.	1,041.	1,358.

Desk and Table Support

#### Ordering Information

#### End Panels for Desks or Returns

1. Pattern Number
2. Surface Finish
3. Bracket Paint Finish

#### Order Code

#### End Panels for Desks or Returns

<i>Example:</i> <b>YEP1724P, 118T, 118T</b>	
<b>YEP</b>	End Panel
<b>17</b>	Height
<b>24</b>	Width
<b>P</b>	Paint
<b>118T</b>	Bright White Paint
<b>118T</b>	Bright White Paint

#### Included With

End Panels for Desks or Returns  
Attachment brackets  
Hardware

#### Options

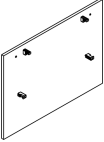
#### End Panels for Desks or Returns

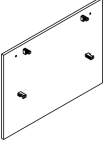
**Finish Options:**  
(P) = Painted  
(L) = Laminate  
(V) = Veneer

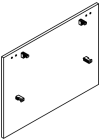
# End Panels

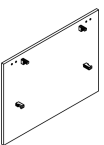
## Full Height for Desks or Returns

### Painted, Laminate or Veneer

description	type	w	d	h	pattern no.	Painted (P)	Laminate (L)	V1 (V)	V2 (V)	V3 (V)
End Panels for Desks or Returns, Full Height 	For 18" Deep Tops	18"	3/4"	26 1/2"	<b>YEP2718( )</b>	\$285.	\$304.	\$847.	\$974.	\$1,265.
	For 24" Deep Tops	24"	3/4"	26 1/2"	<b>YEP2724( )</b>	298.	331.	901.	1,037.	1,353.
	For 27" Deep Tops	27"	3/4"	26 1/2"	<b>YEP2727( )</b>	303.	336.	923.	1,061.	1,382.
	For 30" Deep Tops	30"	3/4"	26 1/2"	<b>YEP2730( )</b>	309.	366.	958.	1,103.	1,438.
	For 36" Deep Tops	36"	3/4"	26 1/2"	<b>YEP2736( )</b>	326.	379.	1,001.	1,154.	1,499.

End Panels for Desks or Returns, Full Height for use with Modesty Panels 	For 18" Deep Tops	16 1/2"	3/4"	26 1/2"	<b>YEP2717( )</b>	285.	304.	855.	984.	1,275.
	For 24" Deep Tops	22 1/2"	3/4"	26 1/2"	<b>YEP2723( )</b>	298.	317.	896.	1,029.	1,340.
	For 27" Deep Tops	25 1/2"	3/4"	26 1/2"	<b>YEP2726( )</b>	303.	336.	931.	1,073.	1,395.
	For 30" Deep Tops	28 1/2"	3/4"	26 1/2"	<b>YEP2729( )</b>	309.	342.	953.	1,095.	1,424.
	For 36" Deep Tops	34 1/2"	3/4"	26 1/2"	<b>YEP2735( )</b>	326.	406.	998.	1,149.	1,492.

End Panels for Desks or Returns, Full Height with Cord Passage 	For 18" Deep Tops	18"	3/4"	25 1/2"	<b>YEP2618( )</b>	285.	304.	847.	974.	1,265.
	For 24" Deep Tops	24"	3/4"	25 1/2"	<b>YEP2624( )</b>	298.	331.	901.	1,037.	1,353.
	For 27" Deep Tops	27"	3/4"	25 1/2"	<b>YEP2627( )</b>	303.	336.	923.	1,061.	1,382.
	For 30" Deep Tops	30"	3/4"	25 1/2"	<b>YEP2630( )</b>	309.	366.	958.	1,103.	1,438.
	For 36" Deep Tops	36"	3/4"	25 1/2"	<b>YEP2636( )</b>	326.	379.	1,006.	1,154.	1,499.

End Panels for Desks or Returns, Full Height with Cord Passage for use with Modesty Panels 	For 18" Deep Tops	16 1/2"	3/4"	25 1/2"	<b>YEP2617( )</b>	285.	304.	855.	984.	1,275.
	For 24" Deep Tops	22 1/2"	3/4"	25 1/2"	<b>YEP2623( )</b>	298.	317.	896.	1,029.	1,340.
	For 27" Deep Tops	25 1/2"	3/4"	25 1/2"	<b>YEP2626( )</b>	303.	336.	931.	1,073.	1,395.
	For 29" Deep Tops	28 1/2"	3/4"	25 1/2"	<b>YEP2629( )</b>	309.	342.	953.	1,095.	1,424.
	For 36" Deep Tops	34 1/2"	3/4"	25 1/2"	<b>YEP2635( )</b>	326.	406.	998.	1,149.	1,492.

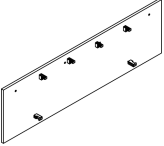
Ordering Information	Order Code	Included With	Options
<b>End Panels for Desks or Returns</b> 1. Pattern Number 2. Surface Finish 3. Bracket Paint Finish	<b>End Panels for Desks or Returns</b> <i>Example:</i> <b>YEP2724P, 118T, 118T</b> <b>YEP</b> End Panel <b>27</b> Height <b>24</b> Width <b>P</b> Paint <b>118T</b> Bright White Paint <b>118T</b> Bright White Paint	<b>End Panels for Desks or Returns</b> Attachment brackets Hardware	<b>End Panels for Desks or Returns</b> <b>Finish Options:</b> (P) = Painted (L) = Laminate (V) = Veneer

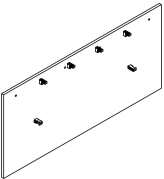


# End Panels

## For Back to Back Desks

### Painted, Laminate or Veneer

description	type	w	d	h	pattern no.	Painted (P)	Laminate (L)	V1 (V)	V2 (V)	V3 (V)
End Panels for Back to Back Desks, Half Height 	For 18" Deep Back to Back Tops	39 <sup>3</sup> / <sub>4</sub> "	<sup>3</sup> / <sub>4</sub> "	16 <sup>7</sup> / <sub>8</sub> "	<b>YEP1740()</b>	\$387.	\$387.	\$934.	\$1,077.	\$1,399.
	For 24" Deep Back to Back Tops	51 <sup>3</sup> / <sub>4</sub> "	<sup>3</sup> / <sub>4</sub> "	16 <sup>7</sup> / <sub>8</sub> "	<b>YEP1752()</b>	402.	428.	1,003.	1,158.	1,502.
	For 27" Deep Back to Back Tops	57 <sup>3</sup> / <sub>4</sub> "	<sup>3</sup> / <sub>4</sub> "	16 <sup>7</sup> / <sub>8</sub> "	<b>YEP1758()</b>	410.	435.	1,034.	1,188.	1,546.
	For 30" Deep Back to Back Tops	63 <sup>3</sup> / <sub>4</sub> "	<sup>3</sup> / <sub>4</sub> "	16 <sup>7</sup> / <sub>8</sub> "	<b>YEP1764()</b>	417.	545.	1,104.	1,273.	1,653.
	For 36" Deep Back to Back Tops	75 <sup>3</sup> / <sub>4</sub> "	<sup>3</sup> / <sub>4</sub> "	16 <sup>7</sup> / <sub>8</sub> "	<b>YEP1776()</b>	436.	562.	1,162.	1,337.	1,738.

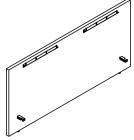
End Panels for Back to Back Desks, Full Height 	For 18" Deep Back to Back Tops	39 <sup>3</sup> / <sub>4</sub> "	<sup>3</sup> / <sub>4</sub> "	25 <sup>7</sup> / <sub>8</sub> "	<b>YEP2640()</b>	416.	464.	1,044.	1,203.	1,565.
	For 24" Deep Back to Back Tops	51 <sup>3</sup> / <sub>4</sub> "	<sup>3</sup> / <sub>4</sub> "	25 <sup>7</sup> / <sub>8</sub> "	<b>YEP2652()</b>	445.	509.	1,144.	1,318.	1,711.
	For 27" Deep Back to Back Tops	57 <sup>3</sup> / <sub>4</sub> "	<sup>3</sup> / <sub>4</sub> "	25 <sup>7</sup> / <sub>8</sub> "	<b>YEP2658()</b>	456.	524.	1,187.	1,364.	1,774.
	For 30" Deep Back to Back Tops	63 <sup>3</sup> / <sub>4</sub> "	<sup>3</sup> / <sub>4</sub> "	25 <sup>7</sup> / <sub>8</sub> "	<b>YEP2664()</b>	469.	565.	1,273.	1,463.	1,903.
	For 36" Deep Back to Back Tops	75 <sup>3</sup> / <sub>4</sub> "	<sup>3</sup> / <sub>4</sub> "	25 <sup>7</sup> / <sub>8</sub> "	<b>YEP2676()</b>	498.	718.	1,369.	1,576.	2,047.

Desk and Table Support

Ordering Information	Order Code	Included With	Options
<b>End Panels for Back to Back Desks</b> 1. Pattern Number 2. Surface Finish 3. Bracket Paint Finish	<b>End Panels for Back to Back Desks</b> <i>Example:</i> <b>YEP1752P, 118T, 118T</b> <b>YEP</b> End Panel <b>17</b> Height <b>52</b> Width <b>P</b> Paint <b>118T</b> Bright White Paint <b>118T</b> Bright White Paint	<b>End Panels for Back to Back Desks</b> Attachment brackets Hardware	<b>End Panels for Back to Back Desks</b> <b>Finish Options:</b> (P) = Painted (L) = Laminate (V) = Veneer

End Panels  
*For Dual Big Tables*  
*Painted, Laminate or Veneer*

description	type	w	d	h	pattern no.	Painted (P)	Laminate (L)	V1 (V)	V2 (V)	V3 (V)
End Panels for Dual Sided Big Tables, Full Height	For 18"D Dual Sided Big Tables	41 1/2"	1 1/8"	28 1/2"	<b>YEP2841</b>	\$559.	\$565.	\$1,083.	\$1,240.	\$1,613.
	For 24"D Dual Sided Big Tables	53 1/2"	1 1/8"	28 1/2"	<b>YEP2853</b>	634.	644.	1,269.	1,457.	1,894.
	For 27"D Dual Sided Big Tables	59 1/2"	1 1/8"	28 1/2"	<b>YEP2859</b>	658.	689.	1,315.	1,511.	1,966.
	For 30"D Dual Sided Big Tables	65 1/2"	1 1/8"	28 1/2"	<b>YEP2865</b>	681.	709.	1,380.	1,584.	2,058.
	For 36"D Dual Sided Big Tables	77 1/2"	1 1/8"	28 1/2"	<b>YEP2877</b>	734.	886.	1,412.	1,628.	2,192.



**Ordering Information**

**End Panels For Big Tables**

1. Pattern Number
2. Surface Finish
3. Bracket Finish

**Order Code**

**End Panels For Big Tables**

*Example:* **YEP2853P, 118T, 118T**

**YEP** End Panel

**28** Height

**53** Width

**118T** Bright White Paint

**118T** Bright White Paint

**Included With**

**End Panels For Big Tables**

Attachment brackets  
 Hardware

**Options**

**End Panels For Big Tables**

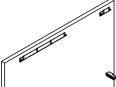
**Finish Options:**

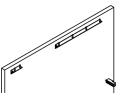
- (P) = Painted
- (L) = Laminate
- (V) = Veneer

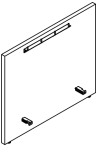
# End Panels

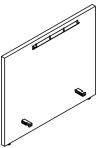
## For Single Sided Big Tables

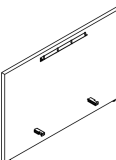
### Painted, Laminate or Veneer

description	type	w	d	h	pattern no.	Painted (P)	Laminate (L)	V1 (V)	V2 (V)	V3 (V)
 End Panels for Single Sided Big Tables, Full Performance, Left Hand	For 18"D Single Sided Big Tables	31"	1 1/8"	28 1/2"	<b>YEPSSF2831L</b>	\$527.	\$532.	\$1,041.	\$1,200.	\$1,562.
	For 24"D Single Sided Big Tables	37"	1 1/8"	28 1/2"	<b>YEPSSF2837L</b>	552.	562.	1,093.	1,256.	1,634.
	For 27"D Single Sided Big Tables	40"	1 1/8"	28 1/2"	<b>YEPSSF2840L</b>	562.	570.	1,115.	1,287.	1,667.
	For 30"D Single Sided Big Tables	43"	1 1/8"	28 1/2"	<b>YEPSSF2843L</b>	574.	577.	1,141.	1,314.	1,706.
	For 36"D Single Sided Big Tables	49"	1 1/8"	28 1/2"	<b>YEPSSF2849L</b>	599.	617.	1,205.	1,386.	1,801.

 End Panels for Single Sided Big Tables, Full Performance, Right Hand	For 18"D Single Sided Big Tables	31"	1 1/8"	28 1/2"	<b>YEPSSF2831R</b>	527.	532.	1,041.	1,200.	1,562.
	For 24"D Single Sided Big Tables	37"	1 1/8"	28 1/2"	<b>YEPSSF2837R</b>	552.	562.	1,093.	1,256.	1,634.
	For 27"D Single Sided Big Tables	40"	1 1/8"	28 1/2"	<b>YEPSSF2840R</b>	562.	570.	1,115.	1,287.	1,667.
	For 30"D Single Sided Big Tables	43"	1 1/8"	28 1/2"	<b>YEPSSF2843R</b>	574.	577.	1,141.	1,314.	1,706.
	For 36"D Single Sided Big Tables	49"	1 1/8"	28 1/2"	<b>YEPSSF2849R</b>	599.	617.	1,205.	1,386.	1,801.

 End Panels for Single Sided Big Tables, Basic, Left Hand	For 18"D Single Sided Big Tables	24 1/4"	1 1/8"	28 1/2"	<b>YEP2SSB2825L</b>	646.	634.	1,162.	1,256.	1,702.
	For 24"D Single Sided Big Tables	30 1/4"	1 1/8"	28 1/2"	<b>YEP2SSB2831L</b>	544.	522.	1,161.	1,269.	1,797.
	For 27"D Single Sided Big Tables	33 1/4"	1 1/8"	28 1/2"	<b>YEP2SSB2834L</b>	555.	531.	1,182.	1,294.	1,870.
	For 30"D Single Sided Big Tables	36 1/4"	1 1/8"	28 1/2"	<b>YEP2SSB2837L</b>	570.	551.	1,204.	1,323.	1,940.

 End Panels for Single Sided Big Tables, Basic, Right Hand	For 18"D Single Sided Big Tables	24 1/4"	1 1/8"	28 1/2"	<b>YEP2SSB2825R</b>	646.	634.	1,162.	1,256.	1,702.
	For 24"D Single Sided Big Tables	30 1/4"	1 1/8"	28 1/2"	<b>YEP2SSB2831R</b>	544.	522.	1,161.	1,269.	1,797.
	For 27"D Single Sided Big Tables	33 1/4"	1 1/8"	28 1/2"	<b>YEP2SSB2834R</b>	555.	531.	1,182.	1,294.	1,870.
	For 30"D Single Sided Big Tables	36 1/4"	1 1/8"	28 1/2"	<b>YEP2SSB2837R</b>	570.	551.	1,204.	1,323.	1,940.

 End Panels for Single Sided Big Tables, Basic, Non-handed	For 36"D Single Sided Big Tables	42 1/4"	1 1/8"	28 1/2"	<b>YEP2SSB2843</b>	599.	603.	1,243.	1,377.	2,085.
--	----------------------------------	---------	--------	---------	--------------------	------	------	--------	--------	--------

Desk and Table Support

#### Ordering Information

##### End Panels For Big Tables

1. Pattern Number
2. Surface Finish
3. Bracket Finish

#### Order Code

##### End Panels For Big Tables

*Example:* **YEP2853P, 118T, 118T**

<b>YEP</b>	End Panel
<b>28</b>	Height
<b>53</b>	Width
<b>118T</b>	Bright White Paint
<b>118T</b>	Bright White Paint

#### Included With

##### End Panels For Big Tables

Attachment brackets  
Hardware

#### Options

##### End Panels For Big Tables

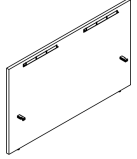
#### Finish Options:

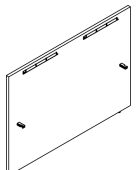
(P) = Painted  
(L) = Laminate  
(V) = Veneer

# End Panels

## For Standing Height Dual Big Tables

### Laminate or Veneer

description	type	w	d	h	pattern no.	Painted (P)	Laminate (L)	V1 (V)	V2 (V)	V3 (V)
	For 18"D Dual Sided Big Tables	41 1/2"	1 1/8"	36 1/2"	<b>YEPH3641</b>	\$701.	\$753.	\$1,404.	\$1,563.	\$2,406.
	For 24"D Dual Sided Big Tables	53 1/2"	1 1/8"	36 1/2"	<b>YEPH3653</b>	776.	811.	1,512.	1,705.	2,764.
	For 27"D Dual Sided Big Tables	59 1/2"	1 1/8"	36 1/2"	<b>YEPH3659</b>	809.	1,042.	1,644.	1,853.	3,020.
	For 30"D Dual Sided Big Tables	65 1/2"	1 1/8"	36 1/2"	<b>YEPH3665</b>	848.	1,068.	1,699.	1,924.	3,198.

	For 24"D Dual Sided Big Tables	53 1/2"	1 1/8"	42"	<b>YEPT4253</b>	826.	956.	1,662.	1,881.	3,082.
	For 27"D Dual Sided Big Tables	59 1/2"	1 1/8"	42"	<b>YEPT4259</b>	864.	1,080.	1,723.	1,956.	3,287.
	For 30"D Dual Sided Big Tables	65 1/2"	1 1/8"	42"	<b>YEPT4265</b>	910.	1,103.	1,800.	2,056.	3,504.

#### Ordering Information

##### End Panels For Big Tables

1. Pattern Number
2. Surface Finish
3. Bracket Finish

#### Order Code

##### End Panels For Big Tables

*Example:* **YEP2853P, 118T, 118T**

**YEP** End Panel

**28** Height

**53** Width

**118T** Bright White Paint

**118T** Bright White Paint

#### Included With

##### End Panels For Big Tables

Attachment brackets  
Hardware

#### Options

##### End Panels For Big Tables


##### Finish Options:

(P) = Painted  
(L) = Laminate  
(V) = Veneer


# Enclave End Panels

## For Dual Sided Big Tables

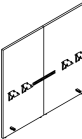
### Laminate or Veneer

description	type	w	d	h	pattern no.	Laminate (L)	(LM)	V1 (V)	V2 (V)	V3 (V)
	For 24" D Dual Sided Big Table	53 1/2"	1 1/8"	42"	<b>YEP4253()</b>	\$1,208.	\$1,208.	\$1,536.	\$1,763.	\$2,996.
	For 27" D Dual Sided Big Table	59 1/2"	1 1/8"	42"	<b>YEP4259()</b>	1,939.	1,939.	2,167.	2,493.	4,240.
	For 30" D Dual Sided Big Table	65 1/2"	1 1/8"	42"	<b>YEP4265()</b>	1,971.	1,971.	2,206.	2,536.	4,317.
	For 36" D Dual Sided Big Table	77 1/2"	1 1/8"	42"	<b>YEP4277()</b>	2,020.	2,020.	2,317.	2,666.	4,533.

(YEP5659(L/V) shown)

	For 24" D Dual Sided Big Table	53 1/2"	1 1/8"	49"	<b>YEP4953()</b>	1,250.	1,582.	2,253.	2,594.	4,406.
	For 27" D Dual Sided Big Table	59 1/2"	1 1/8"	49"	<b>YEP4959()</b>	1,976.	1,976.	2,586.	2,973.	5,056.
	For 30" D Dual Sided Big Table	65 1/2"	1 1/8"	49"	<b>YEP4965()</b>	2,009.	2,009.	2,674.	3,077.	5,229.
	For 36" D Dual Sided Big Table	77 1/2"	1 1/8"	49"	<b>YEP4977()</b>	2,074.	2,074.	2,838.	3,266.	5,555.

(YEP5659V shown)

	For 24" D Dual Sided Big Table	53 1/2"	1 1/8"	56"	<b>YEP5653()</b>	1,291.	1,625.	2,603.	2,991.	5,076.
	For 27" D Dual Sided Big Table	59 1/2"	1 1/8"	56"	<b>YEP5659()</b>	2,025.	2,025.	2,723.	3,132.	5,325.
	For 30" D Dual Sided Big Table	65 1/2"	1 1/8"	56"	<b>YEP5665()</b>	2,056.	2,056.	2,805.	3,228.	5,489.

(YEP5659V shown)

Desk and Table Support

#### Ordering Information

##### Enclave End Panels For Big Tables

1. Pattern Number
2. Surface Finish
3. Bracket Finish

#### Order Code

##### Enclave End Panels For Big Tables

*Example:* **YEP5653L, M, 118T**

**YEP** Enclave End Panel

**56** Height

**53** Width

**L** Laminate

**M** Markerboard

**118T** Bright White Paint

#### Included With

##### Enclave End Panels For Big Tables

Attachment brackets  
Hardware

#### Options

##### Enclave End Panels For Big Tables

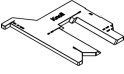

#### Finish Options:

(L) = Laminate  
(V) = Veneer

# Sales and Installation Tools

## *Installation Gauge*

Antenna Workspaces GSA

description	type	pattern no.	list
Installation Gauge 	Package of 5	<b>YBIG</b>	\$38.
Desk Screen Drill Fixture 	Package of 5	<b>YPSDF5</b>	60.
Desk Screen Alignment Pin	Package of 10	<b>YPSP10</b>	113.

### Ordering Information

**Legs for Dual Big Tables**  
1. Pattern Number

### Order Code

**Installation Gauge**

*Example:* **YBIG**

**YB** Antenna

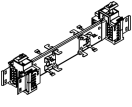



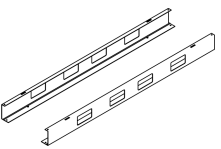
**IG** Installation Gauge

### Included With

### Options

# Electrical Components for Desks and Big Tables

## 2+2, 3+3 and 4-4-2 Electrical Systems

description	type	width	depth	height	pattern no.	list
	2+2, (2) Duplex Outlets per Side	12"	2"	2"	<b>YRPHE12</b>	\$268.
	3+3, (2) Duplex Outlets per Side	12"	2"	2"	<b>YRPHT12</b>	303.
	4-4-2, (2) Duplex Outlets per Side	12"	2"	2"	<b>YRPHX12</b>	318.
	2+2, (4) Duplex Outlets per Side	24"	2"	2"	<b>YRPHE24</b>	484.
	3+3, (4) Duplex Outlets per Side	24"	2"	2"	<b>YRPHT24</b>	584.
	4-4-2, (4) Duplex Outlets per Side	24"	2"	2"	<b>YRPHX24</b>	611.
	For desk mounted 12" wide power harness	18"	3"	3/4"	<b>YRPHA18</b>	104.
	For desk mounted 12" wide power harness and communications mounting box	30"	3"	3/4"	<b>YRPHA30</b>	135.
	For desk mounted 24" wide power harness	30"	3"	3/4"	<b>YRPHA30</b>	135.
	For desk mounted 24" wide power harness and communications mounting box	42"	3"	3/4"	<b>YRPHA42</b>	173.
Communications Mounting Box	Below Desk or Big Table				<b>YR1CMB</b>	60.
						
Communications Mounting Plate	Below Desk or Big Table				<b>YR1CMP</b>	60.
						
PDC Module Extension Kit	Package of 10				<b>YR1PDCX</b>	219.
 <p>(shown 30")</p>	For 12" wide power harness, outlets both sides	18"	3"	3"	<b>YR1C18D</b>	144.
	For 12" wide power harness, outlets one side	18"	3"	3"	<b>YR1C18S</b>	144.
	For 24" wide power harness, outlets both sides	30"	3"	3"	<b>YR1C30D</b>	173.
	For 24" wide power harness, outlets one side	30"	3"	3"	<b>YR1C30S</b>	173.



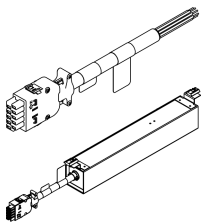
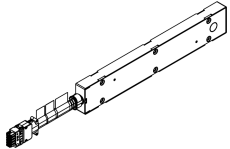
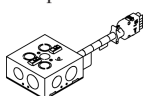
Power and Communications

Ordering Information	Order Code	Included With	Options
<b>Electrical Components</b> 1. Pattern Number	<b>Electrical Components</b> <i>Example:</i> <b>YRPHT12</b>	<b>Power Harness</b> Center Beam Attachment  <b>Mounting Brackets</b> Attachment Hardware  <b>Communication Mounting Box</b> Attachment Hardware	<b>Electrical Components</b>
<b>Mounting Brackets</b> 1. Pattern Number 2. Paint Finish	<b>YRPHT</b> Power Harness <b>12</b> Width		
<b>Raceway Covers/End Caps</b> 1. Pattern Number 2. Paint Finish	<b>Raceway Covers</b> <i>Example:</i> <b>YRC18D, 118T</b> <b>YRC</b> Raceway Covers <b>18</b> Width		
<b>Communication Mounting Box</b> 1. Pattern Number 2. Paint Finish	<b>D</b> Outlets Both Sides <b>118T</b> Bright White Paint		

# Electrical Components for Desks and Big Tables

## 2+2, 3+3 and 4-4-2 Electrical Systems

Antenna Workspaces GSA



description	type	width	depth	height	pattern no.	list
Raceway End Cap	Package of 2	3/8"	3"	3"	<b>YRCE</b>	\$24.
						
Covers for Exposed End of Power Harness	Package of 10	1"	1"	2"	<b>YR1CP</b>	272.
						
Infeeds	2+2 Modular Base Infeed	85"	2 1/8"	2 3/8"	<b>YR1EDPI</b>	296.
	3+3 Modular Base Infeed	85"	2 1/8"	2 3/8"	<b>YR1TDPI</b>	342.
	4-4-2 Modular Base Infeed	85"	2 1/8"	2 3/8"	<b>YR1XDPI</b>	356.
	2+2 Hardwire Infeed for New York City	85"	2 1/8"	2 3/8"	<b>YR1EPNY</b>	650.
	3+3 Hardwire Infeed for New York City	85"	2 1/8"	2 3/8"	<b>YR1TPNY</b>	683.
	4-4-2 Hardwire Infeed for New York City	85"	2 1/8"	2 3/8"	<b>YR1XPNY</b>	720.
						
Vertical Infeeds	4-4-2 Hardwire Infeed for New York City Vertical Wire Manager	85"	1 1/8"	2 3/4"	<b>YR1XVWMNY</b>	1,014.
	2+2 Hardwire Infeed for New York City Vertical Wire Manager	85"	1 1/8"	2 3/4"	<b>YR1EVWMNY</b>	916.
	3+3 Hardwire Infeed for New York City Vertical Wire Manager	85"	1 1/8"	2 3/4"	<b>YR1TVWMNY</b>	961.
						
Compact Infeeds	2+2 Hardwire Infeed for New York City				<b>YR1ECNY</b>	524.
	3+3 Hardwire Infeed for New York City				<b>YR1TCNY</b>	544.
	4-4-2 Hardwire Infeed for New York City				<b>YR1XCNY</b>	585.
						

Ordering Information	Order Code	Included With	Options
<b>Electrical Components</b>	<b>Electrical Components</b>	<b>Power Harness</b>	<b>Electrical Components</b>
1. Pattern Number	<i>Example:</i> <b>YRPHT12</b>	Center Beam Attachment	
<b>Mounting Brackets</b>	<b>YRPHT</b> Power Harness	<b>Mounting Brackets</b>	
1. Pattern Number	<b>12</b> Width	Attachment Hardware	
2. Paint Finish	<b>Raceway Covers</b>	<b>Communication Mounting Box</b>	
<b>Raceway Covers/End Caps</b>	<i>Example:</i> <b>YRC18D, 118T</b>	Attachment Hardware	
1. Pattern Number	<b>YRC</b> Raceway Covers		
2. Paint Finish	<b>18</b> Width		
<b>Communication Mounting Box</b>	<b>D</b> Outlets Both Sides		
1. Pattern Number	<b>118T</b> Bright White Paint		
2. Paint Finish			



# Electrical Components for Desks and Big Tables

## 2+2, 3+3 and 4-4-2 Electrical Systems

description	type	width	depth	height	pattern no.	list
 Duplex Receptacles	Circuit A	1 1/2"	1"	4 1/2"	<b>YR1DA</b>	\$61.
	Circuit A, with controlled symbol	1 1/2"	1"	4 1/2"	<b>YR1DAC</b>	61.
	Circuit B	1 1/2"	1"	4 1/2"	<b>YR1DB</b>	61.
	Circuit B, with controlled symbol	1 1/2"	1"	4 1/2"	<b>YR1DBC</b>	61.
	Circuit C	1 1/2"	1"	4 1/2"	<b>YR1DC</b>	61.
	Circuit C, with controlled symbol	1 1/2"	1"	4 1/2"	<b>YR1DCC</b>	61.
	Circuit X	1 1/2"	1"	4 1/2"	<b>YR1DX</b>	61.
	Circuit X, black with orange triangle	1 1/2"	1"	4 1/2"	<b>YR1DXT</b>	61.
	Circuit X, orange with black triangle	1 1/2"	1"	4 1/2"	<b>YR1DXO</b>	61.
	Circuit X, with controlled symbol	1 1/2"	1"	4 1/2"	<b>YR1DXC</b>	61.
	Circuit Y	1 1/2"	1"	4 1/2"	<b>YR1DY</b>	61.
	Circuit Y, black with orange triangle	1 1/2"	1"	4 1/2"	<b>YR1DYT</b>	61.
	Circuit Y, orange with black triangle	1 1/2"	1"	4 1/2"	<b>YR1DYO</b>	61.
	Circuit Y, with controlled symbol	1 1/2"	1"	4 1/2"	<b>YR1DYC</b>	61.
	Circuit Z	1 1/2"	1"	4 1/2"	<b>YR1DZ</b>	61.
	Circuit Z, black with orange triangle	1 1/2"	1"	4 1/2"	<b>YR1DZT</b>	61.
	Circuit Z, orange with black triangle	1 1/2"	1"	4 1/2"	<b>YR1DZO</b>	61.
	Circuit Z, with controlled symbol	1 1/2"	1"	4 1/2"	<b>YR1DZC</b>	61.
 Duplex Receptacles for 4-4-2	Circuit 1	1 1/2"	1"	4 1/2"	<b>YR1D1</b>	66.
	Circuit 1, with controlled symbol	1 1/2"	1"	4 1/2"	<b>YR1D1C</b>	66.
	Circuit 2	1 1/2"	1"	4 1/2"	<b>YR1D2</b>	66.
	Circuit 2, with controlled symbol	1 1/2"	1"	4 1/2"	<b>YR1D2C</b>	66.
	Circuit 3	1 1/2"	1"	4 1/2"	<b>YR1D3</b>	66.
	Circuit 3, orange with black triangle	1 1/2"	1"	4 1/2"	<b>YR1D3O</b>	66.
	Circuit 3, with controlled symbol	1 1/2"	1"	4 1/2"	<b>YR1D3C</b>	66.
	Circuit 4	1 1/2"	1"	4 1/2"	<b>YR1D4</b>	66.
	Circuit 4, orange with black triangle	1 1/2"	1"	4 1/2"	<b>YR1D4O</b>	66.
	Circuit 4, with controlled symbol	1 1/2"	1"	4 1/2"	<b>YR1D4C</b>	66.


Power and Communications

Ordering Information	Order Code	Included With	Options
<b>Electrical Components</b> 1. Pattern Number	<b>Electrical Components</b> <i>Example:</i> <b>YRPHT12</b>	<b>Power Harness</b> Center Beam Attachment	<b>Electrical Components</b> <b>Duplex Outlets</b> 111 = Jet Black 118 = Bright White
<b>Mounting Brackets</b> 1. Pattern Number 2. Paint Finish	<b>YRPHT</b> Power Harness <b>12</b> Width	<b>Mounting Brackets</b> Attachment Hardware	Suffix <b>C</b> = Controlled circuit symbol Suffix <b>O</b> = Orange outlet with black triangle Suffix <b>T</b> = Black outlet with orange triangle
<b>Raceway Covers/End Caps</b> 1. Pattern Number 2. Paint Finish	<b>Raceway Covers</b> <i>Example:</i> <b>YRC18D, 118T</b> <b>YRC</b> Raceway Covers <b>18</b> Width	<b>Communication Mounting Box</b> Attachment Hardware	
<b>Communication Mounting Box</b> 1. Pattern Number 2. Paint Finish	<b>D</b> Outlets Both Sides <b>118T</b> Bright White Paint		

# Electrical Components for Desks and Big Tables

## 2+2, 3+3 and 4-4-2 Electrical Systems

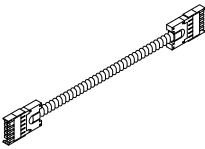
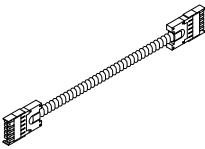
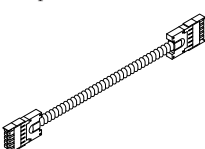
Antenna Workspaces GSA

description	type	width	depth	height	pattern no.	list
 USB Duplex	Circuit A	1 1/2"	1"	4 1/2"	<b>YR1USBA</b>	\$269.
	Circuit B	1 1/2"	1"	4 1/2"	<b>YR1USBB</b>	269.
	Circuit C	1 1/2"	1"	4 1/2"	<b>YR1USBC</b>	269.
	Circuit X	1 1/2"	1"	4 1/2"	<b>YR1USBX</b>	269.
	Circuit Y	1 1/2"	1"	4 1/2"	<b>YR1USBY</b>	269.
	Circuit Z	1 1/2"	1"	4 1/2"	<b>YR1USBZ</b>	269.
Outlet Fillers	Package of 10	1 1/4"	1/4"	2 1/2"	<b>YROF</b>	54.

Ordering Information	Order Code	Included With	Options
<b>Electrical Components</b> 1. Pattern Number	<b>Electrical Components</b> <i>Example:</i> <b>YRPHT12</b>	<b>Power Harness</b> Center Beam Attachment	<b>Electrical Components</b> <b>USB Duplex</b> 111 = Jet Black 118 = Bright White
<b>Mounting Brackets</b> 1. Pattern Number 2. Paint Finish	<b>YRPHT</b> Power Harness <b>12</b> Width	<b>Mounting Brackets</b> Attachment Hardware	
<b>Raceway Covers/End Caps</b> 1. Pattern Number 2. Paint Finish	<b>Raceway Covers</b> <i>Example:</i> <b>YRC18D, 118T</b> <b>YRC</b> Raceway Covers <b>18</b> Width	<b>Communication Mounting Box</b> Attachment Hardware	
<b>Communication Mounting Box</b> 1. Pattern Number 2. Paint Finish	<b>D</b> Outlets Both Sides <b>118T</b> Bright White Paint		

# Electrical Components for Desks and Big Tables

## 2+2, 3+3 and 4-4-2 Electrical Systems

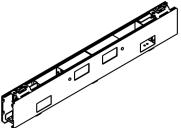
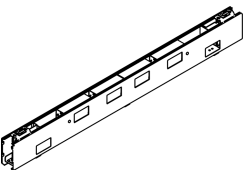


description	type	w	d	h	pattern no.	list
 <p>Jumper Cable, 2+2</p>	For 12" between power harnesses	12"	1"	1"	YR1EJ12	\$156.
	For 18" between power harnesses	18"	1"	1"	YR1EJ18	167.
	For 24" between power harnesses	24"	1"	1"	YR1EJ24	178.
	For 30" between power harnesses	30"	1"	1"	YR1EJ30	190.
	For 36" between power harnesses	36"	1"	1"	YR1EJ36	201.
	For 42" between power harnesses	42"	1"	1"	YR1EJ42	220.
	For 48" between power harnesses	48"	1"	1"	YR1EJ48	232.
	For 54" between power harnesses	54"	1"	1"	YR1EJ54	241.
	For 60" between power harnesses	60"	1"	1"	YR1EJ60	257.
	For 66" between power harnesses	66"	1"	1"	YR1EJ66	268.
	For 72" between power harnesses	72"	1"	1"	YR1EJ72	280.
 <p>Jumper Cable, 3+3</p>	For 12" between power harnesses	12"	1"	1"	YR1TJ12	201.
	For 18" between power harnesses	18"	1"	1"	YR1TJ18	217.
	For 24" between power harnesses	24"	1"	1"	YR1TJ24	232.
	For 30" between power harnesses	30"	1"	1"	YR1TJ30	246.
	For 36" between power harnesses	36"	1"	1"	YR1TJ36	263.
	For adjacent power harnesses	7"	1"	1"	YR1TJ7	267.
	For 42" between power harnesses	42"	1"	1"	YR1TJ42	287.
	For 48" between power harnesses	48"	1"	1"	YR1TJ48	300.
	For 54" between power harnesses	54"	1"	1"	YR1TJ54	310.
	For 60" between power harnesses	60"	1"	1"	YR1TJ60	334.
	For 66" between power harnesses	66"	1"	1"	YR1TJ66	346.
	For 72" between power harnesses	72"	1"	1"	YR1TJ72	362.
	 <p>Jumper Cable, 4-4-2</p>	For 12" between power harnesses	12"	1"	1"	YR1XJ12
For 18" between power harnesses		18"	1"	1"	YR1XJ18	229.
For 24" between power harnesses		24"	1"	1"	YR1XJ24	245.
For 30" between power harnesses		30"	1"	1"	YR1XJ30	258.
For 36" between power harnesses		36"	1"	1"	YR1XJ36	275.
For adjacent power harnesses		7"	1"	1"	YR1XJ7	276.
For 42" between power harnesses		42"	1"	1"	YR1XJ42	300.
For 48" between power harnesses		48"	1"	1"	YR1XJ48	316.
For 54" between power harnesses		54"	1"	1"	YR1XJ54	330.
For 60" between power harnesses		60"	1"	1"	YR1XJ60	347.
For 66" between power harnesses		66"	1"	1"	YR1XJ66	363.
For 72" between power harnesses		72"	1"	1"	YR1XJ72	381.

Ordering Information	Order Code	Included With	Options
<b>Electrical Components</b> 1. Pattern Number	<b>Electrical Components</b> <i>Example:</i> YRPHT12	<b>Power Harness</b> Center Beam Attachment	<b>Electrical Components</b>
<b>Mounting Brackets</b> 1. Pattern Number 2. Paint Finish	<b>YRPHT</b> Power Harness <b>12</b> Width	<b>Mounting Brackets</b> Attachment Hardware	
<b>Raceway Covers/End Caps</b> 1. Pattern Number 2. Paint Finish	<b>Raceway Covers</b> <i>Example:</i> YRC18D, 118T <b>YRC</b> Raceway Covers <b>18</b> Width	<b>Communication Mounting Box</b> Attachment Hardware	
<b>Communication Mounting Box</b> 1. Pattern Number 2. Paint Finish	<b>D</b> Outlets Both Sides <b>118T</b> Bright White Paint		

# Hardwire Raceway

## For Big Tables

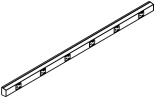
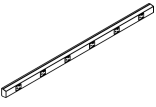
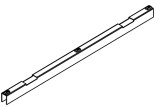
Antenna Workspaces GSA

description	type	w	d	h	pattern no.	list
Dual Hardwire Raceway, 30"	(2) Duplex cutouts per side (2) Data cutouts per side	30"	2"	4"	<b>YR1H30D</b>	\$1,279.
						
Dual Hardwire Raceway, 42"	(4) Duplex cutouts per side (2) Data cutouts per side	42"	2"	4"	<b>YR1H424D</b>	1,771.
						
Flat end cover					<b>YR1HFE</b>	178.
						
Extended end cover					<b>YR1HEE</b>	43.
						

Ordering Information	Order Code	Included With	Options
<b>Hardwire Raceway</b>	<b>Hardwire Raceway</b>		
1. Pattern Number	<i>Example:</i> <b>YR1H30D</b>		
	<b>YR1</b> Antenna		
	<b>H</b> Hardwire		
	<b>30</b> Width		
	<b>D</b> 2 Data knockouts		

# Surface Mounted Plugmold Raceway For Desks and Big Tables

Antenna Workspaces GSA


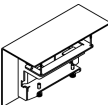
description	type	w	d	h	pattern no.	list
 Plugmold, Single Circuit	3-Wire, Grey Outlets	36"	1 1/8"	1 1/2"	<b>YRPM361</b>	\$1,037.
 Plugmold, Two Circuit	4-Wire, Grey Outlets	36"	1 1/8"	1 1/2"	<b>YRPM362</b>	1,223.
 Mounting Kit for Plugmold	For Desks and Big Tables				<b>YRPMK</b>	184.

Power and  
Communications

Ordering Information	Order Code	Included With	Options
<b>Electrical Components</b>	<b>Plugmold</b>	<b>Plug Mold</b>	<b>Electrical Components</b>
1. Pattern Number	<i>Example: YRPM361</i> <b>YR</b> Electrical Component <b>PM</b> Plug Mold <b>38</b> Width <b>1</b> Single Circuit	<b>Mounting Kit</b> Attachment brackets Hardware	
	<b>Mounting Kit</b> <i>Example: YRPMK</i> <b>YR</b> Electrical Component <b>PM</b> Plug Mold <b>K</b> Kit		

# Desktop Outlet Center

## Three, Four or Five Positions





description	type	w	d	h	pattern no.	list
 Desktop Outlet Center	3 Positions (2 Power, 1 Dual USB), Hardwire				<b>YR2DOC32UH(B/W)</b>	\$824.
	3 Positions (2 Power, 1 Dual USB), 108" OCP Cordset				<b>YR2DOC32U108(B/W)</b>	817.
	3 Positions (2 Power, 1 Dual USB), 120" Cordset				<b>YR2DOC32U120(B/W)</b>	761.
	3 Positions (2 Power, 1 Dual USB), 72" Cordset				<b>YR2DOC32U72(B/W)</b>	727.
	4 Positions (2 Power, 2 Data), 108" OCP Cordset				<b>YR2DOC422108(B/W)</b>	574.
	4 Positions (2 Power, 2 Data), 120" Cordset				<b>YR2DOC422120(B/W)</b>	520.
	4 Positions (2 Power, 2 Data), 72" Cordset				<b>YR2DOC42272(B/W)</b>	489.
	4 Positions (2 Power, 2 Data), Hardwire				<b>YR2DOC422H(B/W)</b>	582.
	5 Positions (3 Power, 1 Dual USB and 1 Data), 108" Cordset				<b>YR2DOC53U1108(B/W)</b>	921.
	5 Positions (3 Power, 1 Dual USB and 1 Data), 120" Cordset				<b>YR2DOC53U1120(B/W)</b>	864.
	5 Positions (3 Power, 1 Dual USB and 1 Data), 72" Cordset				<b>YR2DOC53U172(B/W)</b>	844.
	5 Positions (3 Power, 1 Dual USB and 1 Data), Hardwire				<b>YR2DOC53U1H(B/W)</b>	928.
 Desk Mount Outlet Center Shroud	For 3 Position Desktop Outlet Center	7 1/2"	4"	6 1/8"	<b>YR2DM3</b>	345.
	For 4 Position Desktop Outlet Center	8 3/4"	4"	6 1/8"	<b>YR2DM4</b>	345.
	For 5 Position Desktop Outlet Center	10"	4"	6 1/8"	<b>YR2DM5</b>	345.

Ordering Information	Order Code	Included With	Options
<b>Desktop Outlet Center</b> 1. Pattern Number	<b>Desktop Outlet Center</b> <i>Example:</i> <b>YR2DOC53U172, B</b> <b>YR1DOC</b> Desktop Outlet Center <b>5</b> Positions <b>3</b> Power <b>U</b> Dual USB <b>1</b> Data <b>72</b> 72" Cordset <b>B</b> Black	<b>Desktop Outlet Center</b> <b>Desk Mount Shroud</b> Attachment Hardware	<b>Desktop Outlet Center</b> <b>B = Black</b> <b>W = White</b> <b>Desk Mount Shroud</b>
<b>Desk Mount Shroud</b> 1. Pattern Number 2. Paint Finish	<b>Desk Mount Shroud</b> <i>Example:</i> <b>YR2DM5, 118T</b> <b>YR1DM</b> Desk Shroud <b>5</b> Positions <b>118T</b> Bright White Paint		

# Cable Management

## For Desks and Big Tables

### Cable Clips, Cable Baskets and Vertical Infeed/Wire Manager

description	type	w	d	h	pattern no.	list
Cable Clips for Desk and Big Table Rails 	Package of 10	3/4"	1 1/2"	1"	<b>YR1CC</b>	\$87.
Cable Clips for Big Table Center Beam 	Package of 50				<b>YR1BCC50</b>	404.
Cable Clips for Wall Studs 	Package of 100	1/4"	1/2"	1 1/2"	<b>YR1PCC100</b>	127.
Beam Cable Manager (set of 10) 	Attaches to edge of center beam	1 1/8"	1 1/4"	2 1/2"	<b>YR1BCM10</b>	104.

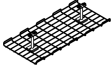
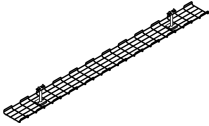
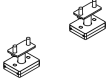
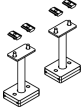

Ordering Information	Order Code	Included With	Options
<b>Cable Clips</b>	<b>Cable Clips</b>	<b>Cable Clips</b>	<b>Cable Clips</b>
1. Pattern Number	<i>Example:</i> <b>YR1CC</b>	<b>Cable Basket</b>	<b>Cable Basket</b>
<b>Cable Basket</b>	<b>YR1CC</b> Cable Clips	Attachment Hardware	<b>Vertical Infeed/Wire Manager</b>
1. Pattern Number	<b>Vertical Infeed/Wire Manager</b>	<b>Cable Basket Extension Mount Kit</b>	
<b>Vertical Infeed/Wire Manager</b>	<i>Example:</i> <b>YR1VWM, 323</b>	Attachment Hardware	
1. Pattern Number	<b>YR1VWM</b> Vertical Infeed/Wire Manager	<b>Cable Basket Extra Mount Kit</b>	
2. Paint Finish	<b>118T</b> Bright White Paint	Attachment Hardware Plates	
		<b>Vertical Infeed/Wire Manager</b>	
		Attachment Hardware	

# Cable Management

## For Desks and Big Tables

Antenna Workspaces GSA

### Cable Clips, Cable Baskets and Vertical Infeed/Wire Manager

description	type	w	d	h	pattern no.	list
 Upper Cable Baskets (12" D Shown)	27" x 12" with 4"H mount	27"	12"	1"	<b>YR1CB2712B</b>	\$197.
	39" x 12" with 4"H mount	39"	12"	1"	<b>YR1CB3912B</b>	232.
	69" x 12" with 4"H mount	69"	12"	1"	<b>YR1CB6912B</b>	350.
	69" x 6" with 4"H mount	69"	6"	1"	<b>YR1CB6906B</b>	240.
Upper Cable Baskets for standing height table	69" x 6" with 7"H mount	69"	6"	1"	<b>YR1CB6906S</b>	308.
 Lower Cable Baskets (6" D Shown)	Attaches Below Upper Cable Basket	69"	12"	1"	<b>YR1CB6912H</b>	326.
	Attaches Below Upper Cable Basket	69"	6"	1"	<b>YR1CB6906H</b>	213.
Basket without mount	Specify mounting hardware separately	69"	6"	1"	<b>YR1CB6906N</b>	137.
 Lower Cable Basket Mount Kit	Used to Attach Lower Cable Basket to Upper Cable Basket			1 3/8"	<b>YR1CBH</b>	77.
 Cable Basket Extra Mount Kit	For desk height			4"	<b>YR1CBB4</b>	104.
	For standing height			7"	<b>YR1CBB7</b>	166.
 Cable Basket Extension Kit	Used to Extend Hang of Cable Basket			1 3/4"	<b>YR1CBX2</b>	25.


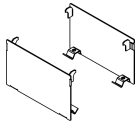
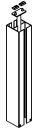
Ordering Information	Order Code	Included With	Options
<b>Cable Clips</b>	<b>Cable Clips</b>	<b>Cable Clips</b>	<b>Cable Clips</b>
1. Pattern Number	<i>Example:</i> <b>YR1CC</b>	<b>Cable Basket</b>	<b>Cable Basket</b>
<b>Cable Basket</b>	<b>YR1CC</b> Cable Clips	Attachment Hardware	<b>Vertical Infeed/Wire Manager</b>
1. Pattern Number	<b>Vertical Infeed/Wire Manager</b>	<b>Cable Basket Extension Mount Kit</b>	
<b>Vertical Infeed/Wire Manager</b>	<i>Example:</i> <b>YR1VWM, 323</b>	Attachment Hardware	
1. Pattern Number	<b>YR1VWM</b> Vertical Infeed/Wire Manager	<b>Cable Basket Extra Mount Kit</b>	
2. Paint Finish	<b>118T</b> Bright White Paint	Attachment Hardware Plates	
		<b>Vertical Infeed/Wire Manager</b>	
		Attachment Hardware	



# Cable Management

## For Desks and Big Tables

### Cable Clips, Cable Baskets and Vertical Infeed/Wire Manager

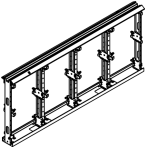

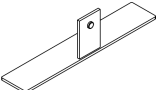
description	type	w	d	h	pattern no.	list
 Antenna Wire Basket Cover (pair)	Attaches to both Lower and Upper Cable Basket of the same depth	24"	1 1/2"	3 3/4"	<b>YR1CBC24</b>	\$251.
	Attaches to both Lower and Upper Cable Basket of the same depth	36"	1 1/2"	3 3/4"	<b>YR1CBC36</b>	273.
	Attaches to both Lower and Upper Cable Basket of the same depth	42"	1 1/2"	3 3/4"	<b>YR1CBC42</b>	285.
	Attaches to both Lower and Upper Cable Basket of the same depth	48"	1 1/2"	3 3/4"	<b>YR1CBC48</b>	287.
	Attaches to both Lower and Upper Cable Basket of the same depth	54"	1 1/2"	3 3/4"	<b>YR1CBC54</b>	291.
	Attaches to both Lower and Upper Cable Basket of the same depth	60"	1 1/2"	3 3/4"	<b>YR1CBC60</b>	297.
	Attaches to both Lower and Upper Cable Basket of the same depth	66"	1 1/2"	3 3/4"	<b>YR1CBC66</b>	299.
	Attaches to both Lower and Upper Cable Basket of the same depth	72"	1 1/2"	3 3/4"	<b>YR1CBC72</b>	303.
	Attaches to both Lower and Upper Cable Basket of the same depth	78"	1 1/2"	3 3/4"	<b>YR1CBC78</b>	316.
	Attaches to both Lower and Upper Cable Basket of the same depth	84"	1 1/2"	3 3/4"	<b>YR1CBC84</b>	362.
 Antenna Wire Basket End Cap (pair)	Attaches to both Lower and Upper Cable Basket of the same depth	1 1/8"	12"	3 3/4"	<b>YR1CBE12</b>	216.
	Attaches to both Lower and Upper Cable Basket of the same depth	1 1/8"	6"	3 3/4"	<b>YR1CBE06</b>	186.
 Vertical Infeed/Wire Manager	For desks or desk height table	3"	2 1/2"	23"	<b>YR1VWM323</b>	569.
	For standing height table 36"h	3"	2 1/2"	31"	<b>YR1VWM330</b>	769.
	For standing height table 42"h	3"	2 1/2"	37"	<b>YR1VWM336</b>	769.

Ordering Information	Order Code	Included With	Options
<b>Cable Clips</b>	<b>Cable Clips</b>	<b>Cable Clips</b>	<b>Cable Clips</b>
1. Pattern Number	<i>Example:</i> <b>YR1CC</b>	<b>Cable Basket</b>	<b>Cable Basket</b>
<b>Cable Basket</b>	<b>YR1CC</b> Cable Clips	Attachment Hardware	<b>Vertical Infeed/Wire Manager</b>
1. Pattern Number	<b>Vertical Infeed/Wire Manager</b>	<b>Cable Basket Extension Mount</b>	
<b>Vertical Infeed/Wire Manager</b>	<i>Example:</i> <b>YR1VWM, 323</b>	<b>KitRods</b>	
1. Pattern Number	<b>YR1VWM</b> Vertical Infeed/Wire Manager	Attachment Hardware	
2. Paint Finish	<b>118T</b> Bright White Paint	<b>Cable Basket Extra Mount Kit</b>	
		Attachment Hardware	
		<b>Vertical Infeed/Wire Manager</b>	
		Attachment Hardware	

# Fence Structure

## Frames, Legs and Stabilizer Foot

Antenna Workspaces GSA

description	type	w	d	h	pattern no.	list
	48" Wide	48"	5"	21"	<b>YFF2148</b>	\$733.
	60" Wide	60"	5"	21"	<b>YFF2160</b>	871.
	72" Wide	72"	5"	21"	<b>YFF2172</b>	968.
	For use with 25" High Fence	3 1/2"	4"	4"	<b>YFL25</b>	52.
	For use with 28 1/2" High Fence	3 1/2"	4"	7"	<b>YFL28</b>	68.
	For use with individual leg	4"	16"	1/4"	<b>YFLSF</b>	133.

### Ordering Information

#### Frame/Legs

1. Pattern Number

#### Stabilizer Foot

1. Pattern Number  
2. Paint Finish

### Order Code

#### Frame/Legs

*Example:* **YFF2148**

**YFF** Fence Frame

**21** Height

**48** Width

#### Stabilizer Foot

*Example:* **YFLSF, 118T**

**YFLSF** Stabilizer Foot

**118T** Bright White Paint

### Included With

#### Frame/Legs

**Stabilizer Foot**  
Attachment Hardware



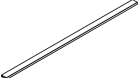
### Options

#### Frame/Legs

**Stabilizer Foot**

# Fence Connectors and Trim

## Antenna Crown Top Caps and Flat Ends






description	type	w	d	h	pattern no.	list
 Flat Ends	For 28 1/2" High Fence		1/4"	28 1/2"	<b>YFJE28</b>	\$160.
	For use with 25" High Fence	5"	1/4"	25"	<b>YFJE25</b>	160.
 Crown Top Caps (pair)	For use with 48" wide frame	48"	1 1/2"	3/4"	<b>YFTC48</b>	89.
	For use with 60" wide frame	60"	1 1/2"	3/4"	<b>YFTC60</b>	123.
	For use with 72" wide frame	72"	1 1/2"	3/4"	<b>YFTC72</b>	140.
 Crown Top Cap Center Channel	For use with 48" wide crown top caps	48"	1 3/4"	3/4"	<b>YFCC48</b>	44.
	For use with 60" wide crown top caps	60"	1 3/4"	3/4"	<b>YFCC60</b>	63.
	For use with 72" wide crown top caps	72"	1 3/4"	3/4"	<b>YFCC72</b>	71.

Ordering Information	Order Code	Included With	Options
<b>Crown Covers/Flat Ends</b>	<b>Crown Covers/Flat Ends</b>	<b>Crown Covers/Flat Ends</b>	<b>Crown Covers/Flat Ends</b>
1. Pattern Number	<i>Example:</i> <b>YFJE25, 118T</b>		
2. Paint Finish	<b>YFJE</b> Flat End		
	<b>25</b> Height		
	<b>118T</b> Bright White Paint		

# Fence Connectors and Trim

## Antenna Connectors

Antenna Workspaces GSA

description	type	w	d	h	pattern no.	list
L Connectors (Two-Way) 	For use with 25" High Fence	5"	5"	25"	<b>YFJL25</b>	\$752.
	For use with 28 1/2" High Fence	5"	5"	28 1/2"	<b>YFJL28</b>	752.
T Connectors (Three-Way) 	For use with 25" High Fence	5"	5"	25"	<b>YFJT25</b>	885.
	For use with 28 1/2" High Fence	5"	5"	28 1/2"	<b>YFJT28</b>	885.
X Connectors (Four-Way) 	For use with 25" High Fence	5"	5"	25"	<b>YFJX25</b>	950.
	For use with 28 1/2" High Fence	5"	5"	28 1/2"	<b>YFJX28</b>	950.
V Connectors (Two-Way 120 degree) 	For use with 25" High Fence	5"	5"	25"	<b>YFJV25</b>	1,209.
	For use with 28 1/2" High Fence	5"	5"	28 1/2"	<b>YFJV28</b>	1,209.
Y Connector (Three-Way 120 Degree) 	For use with 25" High Fence	5"	5"	25"	<b>YFJY25</b>	733.
	For use with 28 1/2" High Fence	5"	5"	28 1/2"	<b>YFJY28</b>	733.

### Ordering Information

#### Connectors

1. Pattern Number
2. Vertical Paint Finish (except for X and Y connector)
3. Top Cap Paint Finish
4. Crown End Cover Finish

### Order Code

#### Connectors

*Example:* **YFJT25, 118T, 118T, 118T**

<b>YFJT</b>	Fence T Connector
<b>25</b>	Height
<b>118T</b>	Bright White Paint
<b>118T</b>	Bright White Paint
<b>118T</b>	Bright White Paint

### Included With

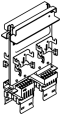
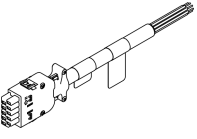


#### Connectors

Attachment Hardware  
Connectors  
Trim

### Options

#### Connectors





# Electrical Components for Fence 2+2, 3+3 and 4-4-2 Electrical Systems

description	type	w	d	h	pattern no.	list
 Outlet Modules	2+2, Upper Level	6"	3 1/2"	8 1/2"	<b>YR1EOM</b>	\$240.
	3+3, Upper Level	6"	3 1/2"	8 1/2"	<b>YR1TOM</b>	281.
	4-4-2, Upper Level	6"	3 1/2"	8 1/2"	<b>YR1XOM</b>	291.
 Infeeds	2+2 Hardwire Infeed for New York City	85"	2 1/8"	2 3/8"	<b>YR1EPNY</b>	650.
	2+2 Modular Base Infeed	85"	2 1/8"	2 3/8"	<b>YR1EDPI</b>	296.
	3+3 Hardwire Infeed for New York City	85"	2 1/8"	2 3/8"	<b>YR1TPNY</b>	683.
	3+3 Modular Base Infeed	85"	2 1/8"	2 3/8"	<b>YR1TDPI</b>	342.
	4-4-2 Hardwire Infeed for New York City	85"	2 1/8"	2 3/8"	<b>YR1XPNY</b>	720.
	4-4-2 Modular Base Infeed	85"	2 1/8"	2 3/8"	<b>YR1XDPI</b>	356.
 Duplex Receptacles, Extended Face For Use With 4-4-2 Electrical System	Circuit 1	1 1/2"	2"	4 1/2"	<b>YR1XD1</b>	71.
	Circuit 1, with controlled symbol	1 1/2"	2"	4 1/2"	<b>YR1XD1C</b>	71.
	Circuit 2	1 1/2"	2"	4 1/2"	<b>YR1XD2</b>	71.
	Circuit 2, with controlled symbol	1 1/2"	2"	4 1/2"	<b>YR1XD2C</b>	71.
	Circuit 3	1 1/2"	2"	4 1/2"	<b>YR1XD3</b>	71.
	Circuit 3, orange with black triangle	1 1/2"	2"	4 1/2"	<b>YR1XD3O</b>	71.
	Circuit 3, with controlled symbol	1 1/2"	2"	4 1/2"	<b>YR1XD3C</b>	71.
	Circuit 4	1 1/2"	2"	4 1/2"	<b>YR1XD4</b>	71.
	Circuit 4, orange with black triangle	1 1/2"	2"	4 1/2"	<b>YR1XD4O</b>	71.
	Circuit 4, with controlled symbol	1 1/2"	2"	4 1/2"	<b>YR1XD4C</b>	71.
 Duplex Receptacles, Extended Face For Use With Fence	Circuit A	1 1/2"	2"	4 1/2"	<b>YR1XDA</b>	69.
	Circuit A, with controlled symbol	1 1/2"	2"	4 1/2"	<b>YR1XDAC</b>	69.
	Circuit B	1 1/2"	2"	4 1/2"	<b>YR1XDB</b>	69.
	Circuit B, with controlled symbol	1 1/2"	2"	4 1/2"	<b>YR1XDBC</b>	69.
	Circuit C	1 1/2"	2"	4 1/2"	<b>YR1XDC</b>	69.
	Circuit C, with controlled symbol	1 1/2"	2"	4 1/2"	<b>YR1XDCC</b>	69.
	Circuit X	1 1/2"	2"	4 1/2"	<b>YR1XDX</b>	69.
	Circuit X, black with orange triangle	1 1/2"	2"	4 1/2"	<b>YR1XDXT</b>	69.
	Circuit X, orange with black triangle	1 1/2"	2"	4 1/2"	<b>YR1XD XO</b>	69.
	Circuit X, with controlled symbol	1 1/2"	2"	4 1/2"	<b>YR1XDXC</b>	69.
	Circuit Y	1 1/2"	2"	4 1/2"	<b>YR1XDY</b>	69.
	Circuit Y, black with orange triangle	1 1/2"	2"	4 1/2"	<b>YR1XDYT</b>	69.
	Circuit Y, orange with black triangle	1 1/2"	2"	4 1/2"	<b>YR1XDYO</b>	69.
	Circuit Y, with controlled symbol	1 1/2"	2"	4 1/2"	<b>YR1XDYC</b>	69.
	Circuit Z	1 1/2"	2"	4 1/2"	<b>YR1XDZ</b>	69.
	Circuit Z, black with orange triangle	1 1/2"	2"	4 1/2"	<b>YR1XDZT</b>	69.

Fence Components

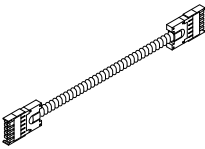
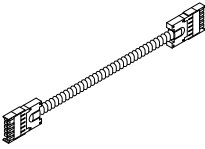
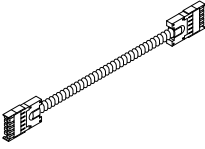
Ordering Information	Order Code	Included With	Options
<b>Electrical Components</b> 1. Pattern Number	<b>Electrical Components</b> <i>Example:</i> <b>YR1EOM12</b> <b>YR1EOM</b> Outlet Module <b>12</b> Width	<b>Electrical Components</b>	<b>Electrical Components</b> <b>Duplex Outlets</b> 111 = Jet Black 118 = Bright White <b>USB Outlets</b> 111 = Jet Black 118 = Bright White  Suffix <b>C</b> = Controlled circuit symbol Suffix <b>O</b> = Orange outlet with black triangle Suffix <b>T</b> = Black outlet with orange triangle

# Electrical Components for Fence 2+2, 3+3 and 4-4-2 Electrical Systems

description	type	w	d	h	pattern no.	list
Duplex Receptacles, Extended Face For Use With Fence	Circuit Z, orange with black triangle	1 1/2"	2"	4 1/2"	<b>YR1XDZO</b>	\$69.
	Circuit Z, with controlled symbol	1 1/2"	2"	4 1/2"	<b>YR1XDZC</b>	69.
						
Outlet Fillers	Package of 10	1 1/4"	1/4"	2 1/2"	<b>YROF</b>	54.
						
PDC Module Extension Kit	Package of 10				<b>YR1PDCX</b>	219.
USB Duplex, Extended Face For Use With Fence	Circuit A	1 1/2"	2"	4 1/2"	<b>YR1XUSBA</b>	283.
	Circuit B	1 1/2"	2"	4 1/2"	<b>YR1XUSBB</b>	283.
	Circuit C	1 1/2"	2"	4 1/2"	<b>YR1XUSBC</b>	283.
	Circuit X	1 1/2"	2"	4 1/2"	<b>YR1XUSBX</b>	283.
	Circuit Y	1 1/2"	2"	4 1/2"	<b>YR1XUSBY</b>	283.
	Circuit Z	1 1/2"	2"	4 1/2"	<b>YR1XUSBZ</b>	283.
						
Cable Clips for Wall Studs	Package of 100	1/4"	1/2"	1 1/2"	<b>YR1PCC100</b>	127.
						

Ordering Information	Order Code	Included With	Options
<b>Electrical Components</b>	<b>Electrical Components</b>	<b>Electrical Components</b>	<b>Electrical Components</b>
1. Pattern Number	<i>Example:</i> <b>YR1EOM12</b> <b>YR1EOM</b> Outlet Module <b>12</b> Width		<b>Duplex Outlets</b> 111 = Jet Black 118 = Bright White <b>USB Outlets</b> 111 = Jet Black 118 = Bright White  Suffix <b>C</b> = Controlled circuit symbol Suffix <b>O</b> = Orange outlet with black triangle Suffix <b>T</b> = Black outlet with orange triangle

# Electrical Components for Fence 2+2, 3+3 and 4-4-2 Electrical Systems

description	type	w	d	h	pattern no.	list
 <p>Jumper Cable, 2+2</p>	For adjacent outlet modules behind one cover	18"	1"	1"	<b>YR1EJ18</b>	\$167.
	For outlets behind adjacent outlet covers	24"	1"	1"	<b>YR1EJ24</b>	178.
	For 12" between outlet covers	36"	1"	1"	<b>YR1EJ36</b>	201.
	For 24" between outlet covers	48"	1"	1"	<b>YR1EJ48</b>	232.
	For 36" between outlet covers	60"	1"	1"	<b>YR1EJ60</b>	257.
	For 48" between outlet covers	72"	1"	1"	<b>YR1EJ72</b>	280.
	For 60" between outlet covers	84"	1"	1"	<b>YR1EJ84</b>	308.
	For 72" between outlet covers	96"	1"	1"	<b>YR1EJ96</b>	334.
	For 84" between outlet covers	108"	1"	1"	<b>YR1EJ108</b>	344.
	For 96" between outlet covers	120"	1"	1"	<b>YR1EJ120</b>	393.
	For 108" between outlet covers	132"	1"	1"	<b>YR1EJ132</b>	427.
For 120" between outlet covers	144"	1"	1"	<b>YR1EJ144</b>	456.	
 <p>Jumper Cable, 3+3</p>	For adjacent outlet modules behind one cover	18"	1"	1"	<b>YR1TJ18</b>	217.
	For outlets behind adjacent outlet covers	24"	1"	1"	<b>YR1TJ24</b>	232.
	For 12" between outlet covers	36"	1"	1"	<b>YR1TJ36</b>	263.
	For 24" between outlet covers	48"	1"	1"	<b>YR1TJ48</b>	300.
	For 36" between outlet covers	60"	1"	1"	<b>YR1TJ60</b>	334.
	For 48" between outlet covers	72"	1"	1"	<b>YR1TJ72</b>	362.
	For 60" between outlet covers	84"	1"	1"	<b>YR1TJ84</b>	402.
	For 72" between outlet covers	96"	1"	1"	<b>YR1TJ96</b>	434.
	For 84" between outlet covers	108"	1"	1"	<b>YR1TJ108</b>	447.
	For 96" between outlet covers	120"	1"	1"	<b>YR1TJ120</b>	456.
	For 108" between outlet covers	132"	1"	1"	<b>YR1TJ132</b>	492.
For 120" between outlet covers	144"	1"	1"	<b>YR1TJ144</b>	510.	
 <p>Jumper Cable, 4-4-2</p>	For adjacent outlet modules behind one cover	18"	1"	1"	<b>YR1XJ18</b>	229.
	For outlets behind adjacent outlet covers	24"	1"	1"	<b>YR1XJ24</b>	245.
	For 12" between outlet covers	36"	1"	1"	<b>YR1XJ36</b>	275.
	For 24" between outlet covers	48"	1"	1"	<b>YR1XJ48</b>	316.
	For 36" between outlet covers	60"	1"	1"	<b>YR1XJ60</b>	347.
	For 48" between outlet covers	72"	1"	1"	<b>YR1XJ72</b>	381.
	For 60" between outlet covers	84"	1"	1"	<b>YR1XJ84</b>	422.
	For 72" between outlet covers	96"	1"	1"	<b>YR1XJ96</b>	453.
	For 96" between outlet covers	120"	1"	1"	<b>YR1XJ120</b>	456.
	For 84" between outlet covers	108"	1"	1"	<b>YR1XJ108</b>	469.
	For 108" between outlet covers	132"	1"	1"	<b>YR1XJ132</b>	492.
For 120" between outlet covers	144"	1"	1"	<b>YR1XJ144</b>	510.	

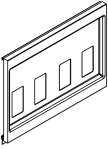
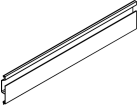
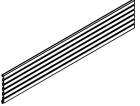
Fence Components

Ordering Information	Order Code	Included With	Options
<b>Electrical Components</b>	<b>Electrical Components</b>	<b>Electrical Components</b>	<b>Electrical Components</b>
1. Pattern Number	<i>Example:</i> <b>YR1TJ36</b>		
	<b>YR1TJ</b> Jumper Cable		
	<b>36</b> Width		

# Upper Covers

## Outlet, Cable Tray and Slatwall Covers

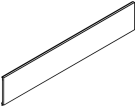
### For 25" or 28" High Fence

description	type	w	d	h	pattern no.	list
Upper Outlet Covers 	Hardwire	12"	1"	9"	<b>YFCHOC</b>	\$167.
	Modular	12"	1"	9"	<b>YFCOC</b>	68.
Upper Cable Tray Covers 		24"	1"	9"	<b>YFC0924C</b>	118.
		36"	1"	9"	<b>YFC0936C</b>	167.
		48"	1"	9"	<b>YFC0948C</b>	234.
		60"	1"	9"	<b>YFC0960C</b>	285.
		72"	1"	9"	<b>YFC0972C</b>	335.
		12"	1"	9"	<b>YFC0912C</b>	68.
Upper Slatwall Covers 		36"	1"	9"	<b>YFC0936S</b>	152.
		48"	1"	9"	<b>YFC0948S</b>	201.
		60"	1"	9"	<b>YFC0960S</b>	251.
		72"	1"	9"	<b>YFC0972S</b>	299.
		12"	1"	9"	<b>YFC0912S</b>	59.
		24"	1"	9"	<b>YFC0924S</b>	99.

Ordering Information	Order Code	Included With	Options
<b>Upper Covers</b>	<b>Upper Covers</b>	<b>Upper Covers</b>	<b>Upper Covers</b>
1. Pattern Number	<i>Example:</i> <b>YFCOC, 118</b>		
2. Paint Finish	<b>YFCOC</b> Outlet Cover		
	<b>118</b> Bright White Paint		

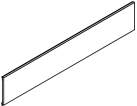


Upper Covers  
*Painted*  
 For 25" or 28" High Fence

description	w	d	h	pattern no.	list
Upper Painted Covers	12"	3/4"	9"	<b>YFC0912P</b>	\$224.
	24"	3/4"	9"	<b>YFC0924P</b>	240.
	36"	3/4"	9"	<b>YFC0936P</b>	257.
	48"	3/4"	9"	<b>YFC0948P</b>	275.
	60"	3/4"	9"	<b>YFC0960P</b>	326.
	72"	3/4"	9"	<b>YFC0972P</b>	359.

Ordering Information	Order Code	Included With	Options
<b>Painted Covers</b>	<b>Painted Covers</b>	<b>Painted Covers</b>	<b>Painted Covers</b>
1. Pattern Number	<i>Example:</i> <b>YFC0936P, 118</b>		
2. Paint Finish	<b>YFC</b> Fence Cover		
	<b>09</b> Height		
	<b>36</b> Width		
	<b>P</b> Painted		
	<b>118</b> Bright White Paint		

Upper Covers  
*Laminate*  
*For 25" or 28" High Fence*

description	w	d	h	pattern no.	list
Upper Laminate Covers	12"	3/4"	9"	<b>YFC0912L</b>	\$240.
	24"	3/4"	9"	<b>YFC0924L</b>	275.
	36"	3/4"	9"	<b>YFC0936L</b>	306.
	48"	3/4"	9"	<b>YFC0948L</b>	342.
	60"	3/4"	9"	<b>YFC0960L</b>	445.
	72"	3/4"	9"	<b>YFC0972L</b>	481.

**Ordering Information**

**Laminate Covers**

1. Pattern Number
2. Laminate Finish

**Order Code**

**Laminate Covers**

*Example:* **YFC0936L, 118**

**YFC** Fence Cover

**09** Height

**36** Width

**L** Laminate

**118** Bright White Laminate


**Included With**

Laminate Covers

**Options**


Laminate Covers


Upper Covers  
 Veneer  
 For 25" or 28" High Fence

description	w	d	h	pattern no.	V1	V2	V3
Upper Veneer Covers	12"	3/4"	9"	<b>YFC0912V</b>	\$671.	\$775.	\$1,045.
	24"	3/4"	9"	<b>YFC0924V</b>	748.	860.	1,156.
	36"	3/4"	9"	<b>YFC0936V</b>	863.	993.	1,336.
	48"	3/4"	9"	<b>YFC0948V</b>	945.	1,085.	1,471.

Ordering Information	Order Code	Included With	Options
<b>Veneer Covers</b>	<b>Veneer Covers</b>	<b>Veneer Covers</b>	<b>Veneer Covers</b>
1. Pattern Number	<i>Example:</i> <b>YFC0936V, Y316</b>		
2. Veneer Finish	<b>YFC</b> Fence Cover		
	<b>09</b> Height		
	<b>36</b> Width		
	<b>V</b> Veneer		
	<b>Y316</b> Maple		

Lower Covers  
*Painted*  
 For 25" or 28" High Fence

description	w	d	h	pattern no.	list
Lower Painted Covers for 25" High Fence 	12"	3/4"	14"	<b>YFC1412P</b>	\$224.
	24"	3/4"	14"	<b>YFC1424P</b>	240.
	36"	3/4"	14"	<b>YFC1436P</b>	257.
	48"	3/4"	14"	<b>YFC1448P</b>	275.
	60"	3/4"	14"	<b>YFC1460P</b>	326.
	72"	3/4"	14"	<b>YFC1472P</b>	359.

Lower Painted Covers for 28" High Fence 	12"	3/4"	17"	<b>YFC1712P</b>	224.
	24"	3/4"	17"	<b>YFC1724P</b>	240.
	36"	3/4"	17"	<b>YFC1736P</b>	257.
	48"	3/4"	17"	<b>YFC1748P</b>	275.
	60"	3/4"	17"	<b>YFC1760P</b>	326.
	72"	3/4"	17"	<b>YFC1772P</b>	359.

**Ordering Information**

**Painted Covers**

1. Pattern Number
2. Paint Finish

**Order Code**

**Painted Covers**

*Example:* **YFC1736P, 118**

**YFC** Fence Cover

**17** Height

**36** Width

**P** Painted

**118** Bright White Paint

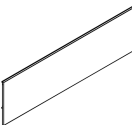
**Included With**

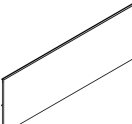
**Painted Covers**

**Options**

**Painted Covers**

Lower Covers  
*Laminate*  
*For 25" or 28" High Fence*

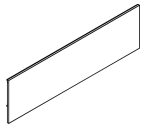
description	w	d	h	pattern no.	list
Lower Laminate Covers for 25" High Fence 	12"	3/4"	14"	<b>YFC1412L</b>	\$240.
	24"	3/4"	14"	<b>YFC1424L</b>	275.
	36"	3/4"	14"	<b>YFC1436L</b>	306.
	48"	3/4"	14"	<b>YFC1448L</b>	342.
	60"	3/4"	14"	<b>YFC1460L</b>	445.
	72"	3/4"	14"	<b>YFC1472L</b>	481.

Lower Laminate Covers for 28" High Fence 	12"	3/4"	17"	<b>YFC1712L</b>	240.
	24"	3/4"	17"	<b>YFC1724L</b>	299.
	36"	3/4"	17"	<b>YFC1736L</b>	336.
	48"	3/4"	17"	<b>YFC1748L</b>	369.
	60"	3/4"	17"	<b>YFC1760L</b>	531.
	72"	3/4"	17"	<b>YFC1772L</b>	560.

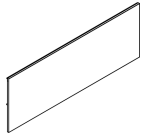
Ordering Information	Order Code	Included With	Options
<b>Laminate Covers</b>	<b>Laminate Covers</b>	<b>Laminate Covers</b>	<b>Laminate Covers</b>
1. Pattern Number	<i>Example:</i> <b>YFC1736L, 118</b>		
2. Laminate Finish	<b>YFC</b> Fence Cover		
	<b>17</b> Height		
	<b>36</b> Width		
	<b>L</b> Laminate		
	<b>118</b> Bright White Laminate		

Lower Covers  
*Veneer*  
*For 25" or 28" High Fence*

description	w	d	h	pattern no.	V1	V2	V3
Lower Veneer Covers for 25" High Fence	12"	3/4"	14"	<b>YFC1412V</b>	\$698.	\$802.	\$1,082.
	24"	3/4"	14"	<b>YFC1424V</b>	793.	912.	1,233.
	36"	3/4"	14"	<b>YFC1436V</b>	919.	1,058.	1,428.
	48"	3/4"	14"	<b>YFC1448V</b>	1,005.	1,151.	1,559.



Lower Veneer Covers for 28" High Fence	12"	3/4"	17"	<b>YFC1712V</b>	707.	815.	1,100.
	24"	3/4"	17"	<b>YFC1724V</b>	808.	930.	1,254.
	36"	3/4"	17"	<b>YFC1736V</b>	938.	1,079.	1,454.
	48"	3/4"	17"	<b>YFC1748V</b>	1,038.	1,195.	1,612.



**Ordering Information**

**Veneer Covers**  
 1. Pattern Number  
 2. Veneer Finish

**Order Code**

**Veneer Covers**  
*Example: YFCO936V, Y316*  
**YFC** Fence Cover  
**09** Height  
**36** Width  
**V** Veneer  
**Y316** Maple

**Included With**

Veneer Covers

**Options**

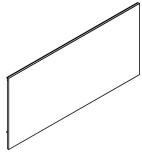
Veneer Covers

# Full Covers

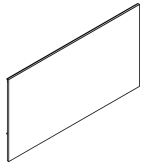
## Painted

### For 25" or 28" High Fence

description	w	d	h	pattern no.	list
Full Painted Covers for 25" High Fence	24"	3/4"	23"	<b>YFC2324NP</b>	\$249.
	36"	3/4"	23"	<b>YFC2336NP</b>	265.
	48"	3/4"	23"	<b>YFC2348NP</b>	285.
	60"	3/4"	23"	<b>YFC2360NP</b>	342.
	72"	3/4"	23"	<b>YFC2372NP</b>	379.



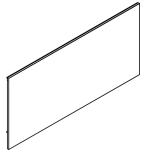
Full Painted Covers for 28" High Fence	24"	3/4"	26"	<b>YFC2624NP</b>	249.
	36"	3/4"	26"	<b>YFC2636NP</b>	265.
	48"	3/4"	26"	<b>YFC2648NP</b>	285.
	60"	3/4"	26"	<b>YFC2660NP</b>	342.
	72"	3/4"	26"	<b>YFC2672NP</b>	379.



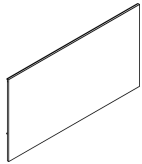
Ordering Information	Order Code	Included With	Options
<b>Painted Covers</b>	<b>Painted Covers</b>	<b>Painted Covers</b>	<b>Painted Covers</b>
1. Pattern Number	<i>Example:</i> <b>YFC2636NP, 118</b>		
2. Paint Finish	<b>YFC2</b> Fence Cover		
	<b>26</b> Height		
	<b>36</b> Width		
	<b>N</b> No outlets		
	<b>P</b> Painted		
	<b>118</b> Bright White Paint		

Full Covers  
*Laminate*  
*For 25" or 28" High Fence*

description	w	d	h	pattern no.	list
Full Laminate Covers for 25" High Fence	24"	3/4"	23"	<b>YFC2324NL</b>	\$359.
	36"	3/4"	23"	<b>YFC2336NL</b>	395.
	48"	3/4"	23"	<b>YFC2348NL</b>	445.
	60"	3/4"	23"	<b>YFC2360NL</b>	567.
	72"	3/4"	23"	<b>YFC2372NL</b>	619.



Full Laminate Covers for 28" High Fence	24"	3/4"	26"	<b>YFC2624NL</b>	359.
	36"	3/4"	26"	<b>YFC2636NL</b>	395.
	48"	3/4"	26"	<b>YFC2648NL</b>	445.
	60"	3/4"	26"	<b>YFC2660NL</b>	567.
	72"	3/4"	26"	<b>YFC2672NL</b>	688.



**Ordering Information**

**Laminate Covers**

1. Pattern Number
2. Laminate Finish

**Order Code**

**Laminate Covers**

*Example:* **YFC2636NL, 118**

**YFC2** Fence Cover

**26** Height

**36** Width

**N** No outlets

**L** Laminate

**118** Bright White Laminate

**Included With**

Laminate Covers

**Options**

Laminate Covers

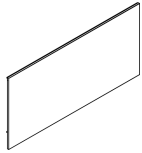


# Full Covers

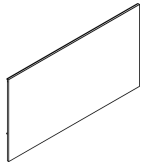
## Veneer

### For 25" or 28" High Fence

description	w	d	h	pattern no.	V1	V2	V3
Full Veneer Covers for 25" High Fence	24"	3/4"	23"	<b>YFC2324NV</b>	\$837.	\$964.	\$1,306.
	36"	3/4"	23"	<b>YFC2336NV</b>	980.	1,128.	1,523.
	48"	3/4"	23"	<b>YFC2348NV</b>	1,085.	1,250.	1,690.



Full Veneer Covers for 28" High Fence	24"	3/4"	26"	<b>YFC2624NV</b>	854.	981.	1,358.
	36"	3/4"	26"	<b>YFC2636NV</b>	1,006.	1,154.	1,560.
	48"	3/4"	26"	<b>YFC2648NV</b>	1,114.	1,277.	1,727.



#### Ordering Information

##### Veneer Covers

1. Pattern Number
2. Veneer Finish

#### Order Code

##### Veneer Covers

*Example:* **YFC2636NV, Y316**

**YFC2** Fence Cover

**26** Height

**36** Width

**N** No outlets

**V** Veneer

**Y316** Maple

#### Included With

Veneer Covers

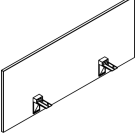
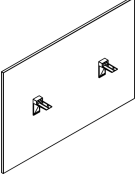
#### Options

Veneer Covers

# Desk Screens

## *Fabric*

### *For 42" High Horizon*

description	w	d	h	pattern no.	10	20	30	40	45
Fabric Screens with Partial Modesty For Desks, 42" High Horizon 	24"	1 1/4"	20"	<b>YPSB2024F ( )</b>	\$939.	\$986.	\$1,035.	\$1,081.	\$1,126.
	27"	1 1/4"	20"	<b>YPSB2027F ( )</b>	969.	1,014.	1,061.	1,110.	1,158.
	30"	1 1/4"	20"	<b>YPSB2030F ( )</b>	993.	1,044.	1,093.	1,143.	1,191.
	36"	1 1/4"	20"	<b>YPSB2036F ( )</b>	1,106.	1,159.	1,216.	1,271.	1,324.
	42"	1 1/4"	20"	<b>YPSB2042F ( )</b>	1,148.	1,206.	1,260.	1,321.	1,380.
	48"	1 1/4"	20"	<b>YPSB2048F ( )</b>	1,183.	1,244.	1,305.	1,359.	1,419.
	54"	1 1/4"	20"	<b>YPSB2054F ( )</b>	1,271.	1,333.	1,395.	1,462.	1,524.
	60"	1 1/4"	20"	<b>YPSB2060F ( )</b>	1,347.	1,416.	1,485.	1,552.	1,618.
	66"	1 1/4"	20"	<b>YPSB2066FRR</b>	1,410.	1,483.	1,552.	1,621.	1,690.
	72"	1 1/4"	20"	<b>YPSB2072FRR</b>	1,453.	1,525.	1,600.	1,670.	1,744.
Fabric Screens with Half Modesty For Desks, 42" High Horizon 	24"	1 1/4"	32"	<b>YPSB3224F ( )</b>	1,090.	1,143.	1,198.	1,251.	1,308.
	27"	1 1/4"	32"	<b>YPSB3227F ( )</b>	1,165.	1,224.	1,282.	1,341.	1,396.
	30"	1 1/4"	32"	<b>YPSB3230F ( )</b>	1,202.	1,259.	1,321.	1,382.	1,442.
	36"	1 1/4"	32"	<b>YPSB3236F ( )</b>	1,355.	1,424.	1,492.	1,559.	1,626.
	42"	1 1/4"	32"	<b>YPSB3242F ( )</b>	1,436.	1,508.	1,579.	1,653.	1,723.
	48"	1 1/4"	32"	<b>YPSB3248F ( )</b>	1,444.	1,516.	1,591.	1,663.	1,732.
	54"	1 1/4"	32"	<b>YPSB3254F ( )</b>	1,564.	1,644.	1,723.	1,800.	1,880.
	60"	1 1/4"	32"	<b>YPSB3260F ( )</b>	1,695.	1,784.	1,866.	1,951.	2,036.
	66"	1 1/4"	32"	<b>YPSB3266FRR</b>	1,931.	2,030.	2,125.	2,221.	2,317.
	72"	1 1/4"	32"	<b>YPSB3272FRR</b>	2,036.	2,138.	2,240.	2,342.	2,440.

#### Ordering Information

##### Desk Screens

1. Pattern Number
2. Inside Fabric Finish
3. Outside Fabric Finish
4. Frame Paint Finish
5. Bracket Paint Finish

#### Order Code

##### Desk Screens

*Example:* **YPSB2048F, W1077, 118T, 118T**

<b>YPSB</b>	Desk Screen
<b>20</b>	Height
<b>48</b>	Width
<b>F</b>	Fabric
<b>W1077</b>	Elements
<b>W1077</b>	Elements
<b>118T</b>	Bright White Paint
<b>118T</b>	Bright White Paint

#### Included With

**Desk Screens**  
Brackets  
Hardware

#### Options

##### Desk Screens

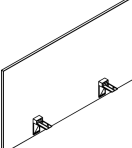
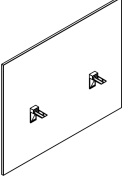
The price of screens specified with a combination of fabrics is the higher of the two fabric grades.

(RR) Fabric is applied railroaded

# Desk Screens

## Fabric

### For 49" High Horizon

description	w	d	h	pattern no.	10	20	30	40	45
Fabric Screens with Partial Modesty For Desks, 49" High Horizon 	24"	1 1/4"	26"	<b>YPSB2624F()</b>	\$1,027.	\$1,078.	\$1,129.	\$1,181.	\$1,230.
	27"	1 1/4"	26"	<b>YPSB2627F()</b>	1,070.	1,120.	1,178.	1,228.	1,283.
	30"	1 1/4"	26"	<b>YPSB2630F()</b>	1,099.	1,151.	1,206.	1,259.	1,318.
	36"	1 1/4"	26"	<b>YPSB2636F()</b>	1,225.	1,285.	1,348.	1,412.	1,473.
	42"	1 1/4"	26"	<b>YPSB2642F()</b>	1,285.	1,350.	1,416.	1,483.	1,546.
	48"	1 1/4"	26"	<b>YPSB2648F()</b>	1,383.	1,453.	1,522.	1,593.	1,662.
	54"	1 1/4"	26"	<b>YPSB2654F()</b>	1,481.	1,555.	1,624.	1,700.	1,777.
	60"	1 1/4"	26"	<b>YPSB2660F()</b>	1,542.	1,617.	1,694.	1,774.	1,849.
	66"	1 1/4"	26"	<b>YPSB2666FRR</b>	1,610.	1,689.	1,774.	1,851.	1,931.
	72"	1 1/4"	26"	<b>YPSB2672FRR</b>	1,680.	1,761.	1,849.	1,931.	2,015.
Fabric Screens with Half Modesty For Desks, 49" High Horizon 	24"	1 1/4"	38"	<b>YPSB3824F()</b>	1,176.	1,235.	1,293.	1,348.	1,410.
	27"	1 1/4"	38"	<b>YPSB3827F()</b>	1,259.	1,323.	1,388.	1,451.	1,514.
	30"	1 1/4"	38"	<b>YPSB3830F()</b>	1,295.	1,359.	1,426.	1,490.	1,556.
	36"	1 1/4"	38"	<b>YPSB3836F()</b>	1,481.	1,555.	1,624.	1,700.	1,777.
	42"	1 1/4"	38"	<b>YPSB3842F()</b>	1,564.	1,644.	1,723.	1,800.	1,880.
	48"	1 1/4"	38"	<b>YPSB3848F()</b>	1,688.	1,776.	1,857.	1,939.	2,026.
	54"	1 1/4"	38"	<b>YPSB3854F()</b>	1,777.	1,863.	1,952.	2,040.	2,130.
	60"	1 1/4"	38"	<b>YPSB3860F()</b>	1,870.	1,965.	2,059.	2,151.	2,244.
	66"	1 1/4"	38"	<b>YPSB3866FRR</b>	2,095.	2,199.	2,308.	2,413.	2,517.
	72"	1 1/4"	38"	<b>YPSB3872FRR</b>	2,210.	2,323.	2,430.	2,541.	2,655.

#### Ordering Information

##### Desk Screens

1. Pattern Number
2. Inside Fabric Finish
3. Outside Fabric Finish
4. Frame Paint Finish
5. Bracket Paint Finish

#### Order Code

##### Desk Screens

*Example:* **YPSB2648F, W1077, W1077, 118T, 118T**

<b>YPSB</b>	Desk Screen
<b>26</b>	Height
<b>48</b>	Width
<b>F</b>	Fabric
<b>W1077</b>	Elements
<b>W1077</b>	Elements
<b>118T</b>	Bright White Paint
<b>118T</b>	Bright White Paint

#### Included With

**Desk Screens**  
Brackets  
Hardware

#### Options

##### Desk Screens

The price of screens specified with a combination of fabrics is the higher of the two fabric grades.

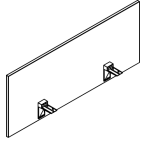
(RR) Fabric is applied railroaded

# Desk Screens

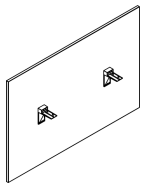
## Laminate, Markerboard or Veneer

### For 42" High Horizon

description	w	d	h	pattern no.	Laminate (L)	Markerboard (LM)	V1 (V)	V2 (V)	V3 (V)
Screens with Partial Modesty For Desks, 42" High Horizon	24"	3/4"	20"	<b>YPSB2024( )</b>	\$384.	\$665.	\$738.	\$848.	\$1,104.
	27"	3/4"	20"	<b>YPSB2027( )</b>	392.	671.	751.	867.	1,122.
	30"	3/4"	20"	<b>YPSB2030( )</b>	394.	673.	768.	883.	1,150.
	36"	3/4"	20"	<b>YPSB2036( )</b>	445.	854.	803.	924.	1,202.
	42"	3/4"	20"	<b>YPSB2042( )</b>	452.	861.	863.	992.	1,285.
	48"	3/4"	20"	<b>YPSB2048( )</b>	585.	1,379.	903.	1,038.	1,345.
	54"	3/4"	20"	<b>YPSB2054( )</b>	596.	1,387.	933.	1,076.	1,395.
	60"	3/4"	20"	<b>YPSB2060( )</b>	601.	1,394.	1,011.	1,160.	1,513.
	66"	3/4"	20"	<b>YPSB2066( )</b>	614.	1,406.	1,054.	1,215.	1,576.
	72"	3/4"	20"	<b>YPSB2072( )</b>	623.	1,415.	1,091.	1,252.	1,624.



Screens with Half Modesty For Desks, 42" High Horizon	24"	3/4"	32"	<b>YPSB3224( )</b>	431.	1,019.	859.	983.	1,281.
	27"	3/4"	32"	<b>YPSB3227( )</b>	441.	1,027.	890.	1,028.	1,338.
	30"	3/4"	32"	<b>YPSB3230( )</b>	501.	1,035.	922.	1,057.	1,379.
	36"	3/4"	32"	<b>YPSB3236( )</b>	589.	1,382.	974.	1,118.	1,456.
	42"	3/4"	32"	<b>YPSB3242( )</b>	601.	1,394.	1,069.	1,226.	1,599.
	48"	3/4"	32"	<b>YPSB3248( )</b>	637.	2,421.	1,118.	1,285.	1,676.
	54"	3/4"	32"	<b>YPSB3254( )</b>	649.	2,430.	1,183.	1,359.	1,772.
	60"	3/4"	32"	<b>YPSB3260( )</b>	883.	2,439.	1,308.	1,499.	1,951.
	66"	3/4"	32"	<b>YPSB3266( )</b>	903.	2,455.	1,372.	1,572.	2,044.
	72"	3/4"	32"	<b>YPSB3272( )</b>	914.	2,471.	1,419.	1,628.	2,124.



#### Ordering Information

- Desk Screens**
1. Pattern Number
  2. Surface Finish
  3. Bracket Paint Finish

#### Order Code

**Desk Screens**

*Example:* **YPSB2048V, 006B, 118T**

---

**YPSB** Desk Screen

---

**20** Height

---

**48** Width

---

**V** Veneer

---

**006B** Maple

---

**118T** Bright White Paint

#### Included With

**Desk Screens**  
Brackets  
Hardware

#### Options

**Desk Screens**

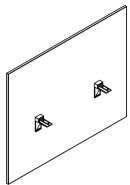
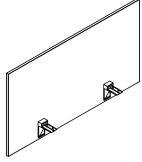
**Finish Options:**  
(L)= Laminate  
(LM)= Markerboard  
(V)= Veneer

# Desk Screens

## Laminate, Markerboard or Veneer

### For 49" High Horizon

description	w	d	h	pattern no.	Laminate (L)	Markerboard (LM)	V1 (V)	V2 (V)	V3 (V)
Screens with Partial Modesty For Desks, 49" High Horizon	24"	3/4"	26"	<b>YPSB2624( )</b>	\$419.	\$1,008.	\$817.	\$940.	\$1,223.
	27"	3/4"	26"	<b>YPSB2627( )</b>	424.	1,017.	839.	965.	1,254.
	30"	3/4"	26"	<b>YPSB2630( )</b>	435.	1,020.	873.	1,006.	1,309.
	36"	3/4"	26"	<b>YPSB2636( )</b>	446.	1,035.	916.	1,052.	1,376.
	42"	3/4"	26"	<b>YPSB2642( )</b>	510.	1,046.	995.	1,143.	1,485.
	48"	3/4"	26"	<b>YPSB2648( )</b>	559.	2,400.	1,047.	1,206.	1,567.
	54"	3/4"	26"	<b>YPSB2654( )</b>	569.	2,413.	1,093.	1,252.	1,627.
	60"	3/4"	26"	<b>YPSB2660( )</b>	599.	2,422.	1,215.	1,395.	1,813.
	66"	3/4"	26"	<b>YPSB2666( )</b>	613.	2,432.	1,256.	1,447.	1,881.
	72"	3/4"	26"	<b>YPSB2672( )</b>	788.	2,440.	1,305.	1,497.	1,945.
Screens with Half Modesty For Desks, 49" High Horizon	24"	3/4"	38"	<b>YPSB3824( )</b>	499.	1,035.	914.	1,050.	1,368.
	27"	3/4"	38"	<b>YPSB3827( )</b>	507.	1,042.	944.	1,090.	1,413.
	30"	3/4"	38"	<b>YPSB3830( )</b>	513.	1,048.	976.	1,119.	1,458.
	36"	3/4"	38"	<b>YPSB3836( )</b>	606.	1,395.	1,050.	1,208.	1,571.
	42"	3/4"	38"	<b>YPSB3842( )</b>	626.	1,415.	1,154.	1,327.	1,728.
	48"	3/4"	38"	<b>YPSB3848( )</b>	777.	2,436.	1,218.	1,400.	1,819.
	54"	3/4"	38"	<b>YPSB3854( )</b>	796.	2,452.	1,292.	1,485.	1,930.
	60"	3/4"	38"	<b>YPSB3860( )</b>	914.	2,471.	1,456.	1,675.	2,179.
	66"	3/4"	38"	<b>YPSB3866( )</b>	930.	2,488.	1,527.	1,758.	2,287.
	72"	3/4"	38"	<b>YPSB3872( )</b>	945.	2,505.	1,595.	1,831.	2,379.



#### Ordering Information

- Desk Screens**
1. Pattern Number
  2. Surface Finish
  3. Bracket Paint Finish

#### Order Code

**Desk Screens**

*Example:* **YPSB2648V, 006B, 118T**

---

**YPSB** Desk Screen

---

**26** Height

---

**48** Width

---

**V** Veneer

---

**006B** Maple

---

**118T** Bright White Paint

#### Included With

**Desk Screens**  
Brackets  
Hardware

#### Options

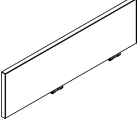
**Desk Screens**

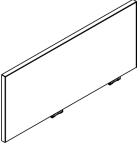
**Finish Options:**  
(L)= Laminate  
(LM)= Markerboard  
(V)= Veneer

# Big Table Screens

## Fabric

### For 42" or 49" High Horizon

description	w	d	h	pattern no.	10	20	30	40	45
Fabric Screens For Big Table Center Beam, 42" High Horizon 	24"	1 1/4"	14"	<b>YPSC1424F()</b>	\$817.	\$861.	\$903.	\$940.	\$980.
	30"	1 1/4"	14"	<b>YPSC1430F()</b>	855.	897.	938.	980.	1,021.
	36"	1 1/4"	14"	<b>YPSC1436F()</b>	924.	971.	1,014.	1,059.	1,107.
	42"	1 1/4"	14"	<b>YPSC1442F()</b>	957.	1,006.	1,051.	1,104.	1,148.
	48"	1 1/4"	14"	<b>YPSC1448F()</b>	1,018.	1,069.	1,118.	1,172.	1,222.
	54"	1 1/4"	14"	<b>YPSC1454F()</b>	1,051.	1,106.	1,158.	1,210.	1,260.
	60"	1 1/4"	14"	<b>YPSC1460F()</b>	1,078.	1,134.	1,187.	1,243.	1,294.
	66"	1 1/4"	14"	<b>YPSC1466FRR</b>	1,142.	1,198.	1,254.	1,312.	1,372.
72"	1 1/4"	14"	<b>YPSC1472FRR</b>	1,202.	1,259.	1,321.	1,382.	1,442.	

Fabric Screens For Big Table Center Beam, 49" High Horizon 	24"	1 1/4"	21"	<b>YPSC2124F()</b>	908.	948.	997.	1,042.	1,087.
	30"	1 1/4"	21"	<b>YPSC2130F()</b>	946.	997.	1,045.	1,093.	1,139.
	36"	1 1/4"	21"	<b>YPSC2136F()</b>	1,078.	1,134.	1,187.	1,243.	1,294.
	42"	1 1/4"	21"	<b>YPSC2142F()</b>	1,132.	1,188.	1,245.	1,305.	1,355.
	48"	1 1/4"	21"	<b>YPSC2148F()</b>	1,165.	1,224.	1,282.	1,341.	1,396.
	54"	1 1/4"	21"	<b>YPSC2154F()</b>	1,218.	1,280.	1,340.	1,400.	1,462.
	60"	1 1/4"	21"	<b>YPSC2160F()</b>	1,271.	1,333.	1,395.	1,462.	1,524.
	66"	1 1/4"	21"	<b>YPSC2166FRR</b>	1,378.	1,444.	1,513.	1,581.	1,652.
72"	1 1/4"	21"	<b>YPSC2172FRR</b>	1,444.	1,516.	1,591.	1,663.	1,732.	

#### Ordering Information

##### Big Table Screens

1. Pattern Number
2. Fabric Finish
3. Frame Paint Finish

#### Order Code

##### Big Table Screens

*Example:* **YPSC1448F, W1077, 118T**

<b>YPSC</b>	Big Table Center Screen
<b>14</b>	Height
<b>48</b>	Width
<b>F</b>	Fabric
<b>W1077</b>	Element
<b>118T</b>	Bright White Paint

#### Included With

##### Big Table Screens

Brackets  
Hardware

#### Options

##### Big Table Screens


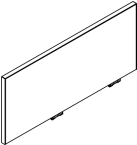
The price of screens specified with a combination of fabrics is the higher of the two fabric grades.

(RR) Fabric is applied railroaded.

# Big Table Screens

## Laminate, Markerboard, Veneer or Glass

### For 42" or 49" High Horizon

description	w	d	h	pattern no.	Laminate (L)	Markerboard (LM)	V1 (V)	V2 (V)	V3 (V)	Clear Glass (GTEMP)	Powder Glass (GGL13)	Grey Tinted Glass (GGL35)
Screens For Big Table Center Beam, 42" High Horizon 	24"	1/2"	14"	<b>YPSC1424()</b>	\$296.	\$408.	\$761.	\$913.	\$1,187.	\$446.	\$680.	\$856.
	30"	1/2"	14"	<b>YPSC1430()</b>	323.	435.	818.	993.	1,331.	534.	824.	1,048.
	36"	1/2"	14"	<b>YPSC1436()</b>	360.	554.	848.	1,041.	1,442.	602.	958.	1,225.
	42"	1/2"	14"	<b>YPSC1442()</b>	403.	577.	908.	1,116.	1,588.	708.	1,118.	1,436.
	48"	1/2"	14"	<b>YPSC1448()</b>	510.	938.	932.	1,168.	1,700.	787.	1,252.	1,614.
	54"	1/2"	14"	<b>YPSC1454()</b>	536.	960.	1,000.	1,254.	1,855.	871.	1,396.	1,815.
	60"	1/2"	14"	<b>YPSC1460()</b>	561.	982.	1,064.	1,342.	2,007.	955.	1,545.	1,995.
	66"	1/2"	14"	<b>YPSC1466()</b>	587.	1,000.	1,113.	1,412.	2,146.	1,051.	1,705.	2,205.
	72"	1/2"	14"	<b>YPSC1472()</b>	610.	1,012.	1,148.	1,468.	2,258.	1,132.	1,837.	2,374.
Screens For Big Table Center Beam, 49" High Horizon 	24"	1/2"	21"	<b>YPSC2124()</b>	335.	526.	817.	1,006.	1,394.	536.	861.	1,165.
	30"	1/2"	21"	<b>YPSC2130()</b>	360.	554.	871.	1,090.	1,569.	644.	1,047.	1,426.
	36"	1/2"	21"	<b>YPSC2136()</b>	411.	732.	911.	1,158.	1,732.	738.	1,222.	1,678.
	42"	1/2"	21"	<b>YPSC2142()</b>	453.	753.	1,000.	1,280.	1,945.	859.	1,422.	1,952.
	48"	1/2"	21"	<b>YPSC2148()</b>	515.	1,285.	1,040.	1,347.	2,115.	946.	1,596.	2,205.
	54"	1/2"	21"	<b>YPSC2154()</b>	586.	1,312.	1,103.	1,439.	2,296.	1,052.	1,783.	2,473.
	60"	1/2"	21"	<b>YPSC2160()</b>	654.	1,333.	1,160.	1,535.	2,485.	1,158.	1,967.	2,728.
	66"	1/2"	21"	<b>YPSC2166()</b>	684.	1,352.	1,230.	1,636.	2,684.	1,277.	2,174.	3,018.
	72"	1/2"	21"	<b>YPSC2172()</b>	708.	1,375.	1,285.	1,723.	2,848.	1,375.	2,340.	3,251.

#### Ordering Information

#### Big Table Screens

1. Pattern Number
2. Surface Finish
3. Bracket Paint Finish

#### Order Code

#### Big Table Screens

*Example:* **YPSC1448V, 006B, 118T**

<b>YPSC</b>	Big Table Center Screen
<b>14</b>	Height
<b>48</b>	Width
<b>V</b>	Veneer
<b>006B</b>	Maple
<b>118T</b>	Bright White Paint

#### Included With

#### Big Table Screens

Brackets  
Hardware

#### Options

#### Big Table Screens


#### Finish Options:

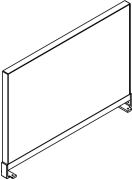
- (L) = Laminate
- (LM) = Markerboard
- (V) = Veneer
- (GTEMP) = Clear Glass
- (GGL13) = Powder Glass
- (GGL35) = Grey Tinted Glass

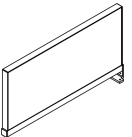
# Intermediate Screens

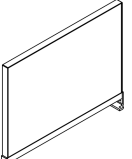
## Fabric

### For 42" or 49" High Horizon

description	type	w	d	h	pattern no.	10	20	30	40	45
 Full Depth Intermediate Screen, 42" High Horizon	For 18"D Tops w/o Hinged Access	1 1/4"	18"	14"	<b>YPSI1418F()</b>	\$864.	\$907.	\$950.	\$995.	\$1,036.
	For 24"D Tops w/o Hinged Access	1 1/4"	24"	14"	<b>YPSI1424F()</b>	905.	950.	997.	1,041.	1,088.
	For 27"D Tops w/o Hinged Access	1 1/4"	27"	14"	<b>YPSI1427F()</b>	935.	983.	1,031.	1,075.	1,122.
	For 30"D Tops w/o Hinged Access	1 1/4"	30"	14"	<b>YPSI1430F()</b>	954.	1,003.	1,047.	1,098.	1,144.
	For 36"D Tops w/o Hinged Access	1 1/4"	36"	14"	<b>YPSI1436F()</b>	1,010.	1,062.	1,109.	1,165.	1,213.

 Full Depth Intermediate Screen, 49" High Horizon	For 18"D Tops w/o Hinged Access	1 1/4"	19"	21"	<b>YPSI2118F()</b>	895.	937.	983.	1,029.	1,071.
	For 24"D Tops w/o Hinged Access	1 1/4"	24"	21"	<b>YPSI2124F()</b>	949.	997.	1,043.	1,094.	1,138.
	For 27"D Tops w/o Hinged Access	1 1/4"	27"	21"	<b>YPSI2127F()</b>	967.	1,018.	1,066.	1,112.	1,165.
	For 30"D Tops w/o Hinged Access	1 1/4"	30"	21"	<b>YPSI2130F()</b>	996.	1,043.	1,095.	1,143.	1,194.
	For 36"D Tops w/o Hinged Access	1 1/4"	36"	21"	<b>YPSI2136F()</b>	1,109.	1,167.	1,224.	1,280.	1,334.

 Partial Depth Intermediate Screen, 42" High Horizon	For 24"D Tops with Hinged Access	1 1/4"	16"	14"	<b>YPSI1416F()</b>	849.	891.	932.	973.	1,014.
	For 27"D Tops with Hinged Access	1 1/4"	19"	14"	<b>YPSI1419F()</b>	875.	922.	964.	1,009.	1,051.
	For 30"D Tops with Hinged Access	1 1/4"	22"	14"	<b>YPSI1422F()</b>	895.	937.	983.	1,029.	1,071.
	For 36"D Tops with Hinged Access	1 1/4"	28"	14"	<b>YPSI1428F()</b>	930.	974.	1,022.	1,067.	1,112.

 Partial Depth Intermediate Screen, 49" High Horizon	For 24"D Tops with Hinged Access	1 1/4"	16"	21"	<b>YPSI2116F()</b>	869.	917.	961.	1,003.	1,045.
	For 27"D Tops with Hinged Access	1 1/4"	19"	21"	<b>YPSI2119F()</b>	896.	938.	984.	1,031.	1,074.
	For 30"D Tops with Hinged Access	1 1/4"	22"	21"	<b>YPSI2122F()</b>	932.	978.	1,029.	1,074.	1,119.
	For 36"D Tops with Hinged Access	1 1/4"	28"	21"	<b>YPSI2128F()</b>	965.	1,012.	1,063.	1,109.	1,158.

#### Ordering Information

- Intermediate Screens**
1. Pattern Number
  2. Fabric Finish
  3. Bracket Paint Finish

#### Order Code

**Intermediate Screens**

*Example:* **YPSI2124F, W1077**

<b>YPS</b>	Screen
<b>I</b>	Intermediate
<b>21</b>	Height
<b>24</b>	Depth
<b>F</b>	Fabric
<b>W1077</b>	Element

#### Included With

**Intermediate Screens**  
 Brackets  
 Hardware

#### Options

**Intermediate Screens**

The price of screens specified with a combination of fabrics is the higher of the two fabric grades.


(RR) = Fabric is applied Railroaded.

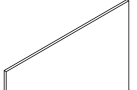


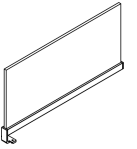
# Intermediate Screens

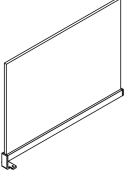
## Laminate, Markerboard, Veneer or Glass

### For 42" or 49" High Horizon

description	type	w	d	h	pattern no.	Laminate	Marker-	V1	V2	V3	Clear	Powder	Grey
						(L)	board	(V)	(V)	(V)	Glass	Glass	Tinted
						(L)	(LM)	(V)	(V)	(V)	(GTEMP)	(GGL13)	(GGL35)
 Full Depth Intermediate Screens, 42" High Horizon	For 18"D Tops w/o Hinged Access	1/2"	18"	14"	<b>YPSI1418( )</b>	\$307.	\$404.	\$780.	\$898.	\$1,034.	\$402.	\$543.	\$687.
	For 24"D Tops w/o Hinged Access	1/2"	24"	14"	<b>YPSI1424( )</b>	352.	511.	852.	962.	1,141.	488.	677.	868.
	For 27"D Tops w/o Hinged Access	1/2"	27"	14"	<b>YPSI1427( )</b>	368.	530.	847.	988.	1,179.	535.	747.	965.
	For 30"D Tops w/o Hinged Access	1/2"	30"	14"	<b>YPSI1430( )</b>	388.	548.	869.	1,029.	1,245.	582.	819.	1,065.
	For 36"D Tops w/o Hinged Access	1/2"	36"	14"	<b>YPSI1436( )</b>	414.	620.	917.	1,092.	1,352.	661.	947.	1,237.

 Full Depth Intermediate Screens, 49" High Horizon	For 18"D Tops w/o Hinged Access	1/2"	18"	21"	<b>YPSI2118( )</b>	333.	475.	810.	951.	1,146.	480.	682.	893.
	For 24"D Tops w/o Hinged Access	1/2"	24"	21"	<b>YPSI2124( )</b>	385.	629.	848.	991.	1,180.	589.	860.	1,133.
	For 27"D Tops w/o Hinged Access	1/2"	27"	21"	<b>YPSI2127( )</b>	403.	642.	899.	1,080.	1,359.	644.	949.	1,260.
	For 30"D Tops w/o Hinged Access	1/2"	30"	21"	<b>YPSI2130( )</b>	420.	663.	928.	1,119.	1,425.	702.	1,043.	1,383.
	For 36"D Tops w/o Hinged Access	1/2"	36"	21"	<b>YPSI2136( )</b>	454.	741.	963.	1,180.	1,544.	801.	1,208.	1,614.

 Partial Depth Intermediate Screens, 42" High Horizon	For 24"D Tops w/ Hinged Access	1/2"	16"	14"	<b>YPSI1416( )</b>	288.	385.	752.	865.	991.	361.	489.	621.
	For 27"D Tops w/ Hinged Access	1/2"	19"	14"	<b>YPSI1419( )</b>	311.	434.	784.	904.	1,047.	406.	558.	717.
	For 30"D Tops w/ Hinged Access	1/2"	22"	14"	<b>YPSI1422( )</b>	322.	447.	806.	938.	1,110.	450.	629.	806.
	For 36"D Tops w/ Hinged Access	1/2"	28"	14"	<b>YPSI1428( )</b>	358.	519.	875.	1,062.	1,351.	535.	755.	986.

 Partial Depth Intermediate Screens, 49" High Horizon	For 24"D Tops w/ Hinged Access	1/2"	16"	21"	<b>YPSI2116( )</b>	311.	455.	784.	918.	1,092.	437.	616.	803.
	For 27"D Tops w/ Hinged Access	1/2"	19"	21"	<b>YPSI2119( )</b>	337.	519.	809.	954.	1,154.	491.	708.	926.
	For 30"D Tops w/ Hinged Access	1/2"	22"	21"	<b>YPSI2122( )</b>	352.	534.	834.	995.	1,224.	546.	796.	1,047.
	For 36"D Tops w/ Hinged Access	1/2"	28"	21"	<b>YPSI2128( )</b>	393.	633.	895.	1,077.	1,366.	649.	965.	1,293.

#### Ordering Information

- Intermediate Screens**
1. Pattern Number
  2. Surface Finish
  3. Bracket Paint Finish

#### Order Code

Intermediate Screens	
<i>Example:</i>	<b>YPSI2124L, 118, 118T</b>
<b>YPS</b>	Screen
<b>I</b>	Intermediate
<b>21</b>	Height
<b>24</b>	Depth
<b>L</b>	Laminate
<b>118</b>	Bright White Laminate
<b>118T</b>	Bright White Paint

#### Included With

- Intermediate Screens**
- Brackets
  - Hardware

#### Options

#### Intermediate Screens


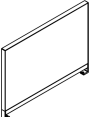
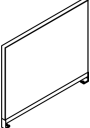
#### Finish Options

- (L) = Laminate
- (LM) = Markerboard
- (V) = Veneer
- (GTEMP) = Clear Glass
- (GGL13) = Powder Glass
- (GGL35) = Grey Tinted Glass

# Desktop End Screens

## Fabric

### For 42", 49" or 52" High Horizon

description	type	w	d	h	pattern no.	10	20	30	40	45
 Full Depth Desktop End Screen, 42" High Horizon	For 18"D Tops w/o Hinged Access	18"	1 1/4"	14"	<b>YPSE1418F()</b>	\$970.	\$1,020.	\$1,068.	\$1,119.	\$1,166.
	For 23"D Tone, k. stand and k. bench tops	23"	1 1/4"	14"	<b>YPSE1423F()</b>	1,012.	1,063.	1,113.	1,165.	1,214.
	For 24"D Tops w/o Hinged Access	24"	1 1/4"	14"	<b>YPSE1424F()</b>	1,012.	1,063.	1,113.	1,165.	1,214.
	For 27"D Tops w/o Hinged Access	27"	1 1/4"	14"	<b>YPSE1427F()</b>	1,042.	1,095.	1,146.	1,199.	1,250.
	For 29"D Tone, k. stand and k. bench tops	29"	1 1/4"	14"	<b>YPSE1429F()</b>	1,063.	1,115.	1,168.	1,221.	1,276.
	For 30"D Tops w/o Hinged Access	30"	1 1/4"	14"	<b>YPSE1430F()</b>	1,063.	1,115.	1,168.	1,221.	1,276.
	For 35"D Tone, k. stand and k. bench tops	35"	1 1/4"	14"	<b>YPSE1435F()</b>	1,119.	1,175.	1,228.	1,283.	1,340.
For 36"D Tops w/o Hinged Access	36"	1 1/4"	14"	<b>YPSE1436F()</b>	1,119.	1,175.	1,228.	1,283.	1,340.	
 Full Depth Desktop End Screen, 49" High Horizon	For 18"D Tops w/o Hinged Access	18"	1 1/4"	21"	<b>YPSE2118F()</b>	1,002.	1,051.	1,102.	1,150.	1,201.
	For use with 23"D Tone, k. stand and k. bench tops	23"	1 1/4"	21"	<b>YPSE2123F()</b>	1,055.	1,108.	1,162.	1,213.	1,268.
	For 24"D Tops w/o Hinged Access	24"	1 1/4"	21"	<b>YPSE2124F()</b>	1,055.	1,108.	1,162.	1,213.	1,268.
	For 27"D Tops w/o Hinged Access	27"	1 1/4"	21"	<b>YPSE2127F()</b>	1,077.	1,130.	1,183.	1,237.	1,293.
	For use with 29"D Tone, k. stand and k. bench tops	29"	1 1/4"	21"	<b>YPSE2129F()</b>	1,103.	1,158.	1,212.	1,269.	1,322.
	For 30"D Tops w/o Hinged Access	30"	1 1/4"	21"	<b>YPSE2130F()</b>	1,103.	1,158.	1,212.	1,269.	1,322.
	For use with 35"D Tone, k. stand and k. bench tops	35"	1 1/4"	21"	<b>YPSE2135F()</b>	1,215.	1,279.	1,338.	1,400.	1,463.
For 36"D Tops w/o Hinged Access	36"	1 1/4"	21"	<b>YPSE2136F()</b>	1,215.	1,279.	1,338.	1,400.	1,463.	
 Full Depth Desktop End Screen, 52" High Horizon	For use with 23"D Tone, k. stand and k. bench tops	23"	1 1/4"	24"	<b>YPSE2423F()</b>	1,213.	1,274.	1,334.	1,395.	1,454.
	For 24"D Tops w/o Hinged Access	24"	1 1/4"	24"	<b>YPSE2424F()</b>	1,213.	1,274.	1,334.	1,395.	1,454.
	For 27"D Tops w/o Hinged Access	27"	1 1/4"	24"	<b>YPSE2427F()</b>	1,237.	1,299.	1,362.	1,424.	1,485.
	For use with 29"D Tone, k. stand and k. bench tops	29"	1 1/4"	24"	<b>YPSE2429F()</b>	1,269.	1,332.	1,396.	1,460.	1,523.
	For 30"D Tops w/o Hinged Access	30"	1 1/4"	24"	<b>YPSE2430F()</b>	1,269.	1,333.	1,396.	1,460.	1,524.

#### Ordering Information

- Desktop End Screens**
1. Pattern Number
  2. Fabric Finish
  3. Bracket Paint Finish

#### Order Code

**Desktop End Screens**

*Example:* **YPSE2124F, W4321, 118T**

<b>YPS</b>	Screen
<b>E</b>	Desktop End
<b>21</b>	Height
<b>24</b>	Depth
<b>F</b>	Fabric
<b>W4321</b>	Versatility
<b>118T</b>	Bright White Paint

#### Included With

**Desktop End Screens**  
 Brackets  
 Hardware

#### Options

**Desktop End Screens**

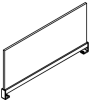
The price of screens specified with a combination of fabrics is the higher of the two fabric grades.

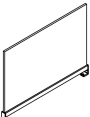
(RR) = Fabric is applied Railroaded.

# Desktop End Screens

## Laminate, Markerboard, Veneer or Glass

### For 42" or 49" High Horizon

description	type	w	d	h	pattern no.	Laminate (L)	Marker-board (M)	V1 (V)	V2 (V)	V3 (V)	Clear Glass (GTEMP)	Powder Glass (GGL13)	Grey Tinted Glass (GGL35)
 Full Depth Desktop End Screen, 42" High Horizon	For 18"D Tops w/o Hinged Access	18"	1 1/4"	14"	<b>YPSE1418( )</b>	\$414.	\$514.	\$884.	\$1,005.	\$1,141.	\$510.	\$650.	\$796.
	For use with 23"D Tone, k. stand and k. bench tops	23"	1 1/4"	14"	<b>YPSE1423( )</b>	461.	618.	960.	1,068.	1,248.	595.	784.	977.
	For 24"D Tops w/o Hinged Access	24"	1 1/4"	14"	<b>YPSE1424( )</b>	461.	618.	960.	1,068.	1,248.	595.	784.	977.
	For 27"D Tops w/o Hinged Access	27"	1 1/4"	14"	<b>YPSE1427( )</b>	475.	637.	952.	1,095.	1,284.	644.	854.	1,074.
	For use with 29"D Tone, k. stand and k. bench tops	29"	1 1/4"	14"	<b>YPSE1429( )</b>	494.	654.	978.	1,136.	1,353.	688.	927.	1,171.
	For 30"D Tops w/o Hinged Access	30"	1 1/4"	14"	<b>YPSE1430( )</b>	494.	654.	978.	1,136.	1,353.	688.	927.	1,171.
	For use with 35"D Tone, k. stand and k. bench tops	35"	1 1/4"	14"	<b>YPSE1435( )</b>	522.	729.	1,022.	1,198.	1,460.	765.	1,053.	1,344.
	For 36"D Tops w/o Hinged Access	36"	1 1/4"	14"	<b>YPSE1436( )</b>	522.	729.	1,022.	1,198.	1,460.	765.	1,053.	1,344.

 Full Depth Desktop End Screen, 49" High Horizon	For 18"D Tops w/o Hinged Access	18"	1 1/4"	21"	<b>YPSE2118( )</b>	442.	582.	918.	1,060.	1,253.	589.	793.	998.
	For use with 23"D Tone, k. stand and k. bench tops	23"	1 1/4"	21"	<b>YPSE2123( )</b>	491.	735.	953.	1,097.	1,286.	696.	966.	1,240.
	For 24"D Tops w/o Hinged Access	24"	1 1/4"	21"	<b>YPSE2124( )</b>	491.	735.	953.	1,097.	1,286.	696.	966.	1,240.
	For 27"D Tops w/o Hinged Access	27"	1 1/4"	21"	<b>YPSE2127( )</b>	511.	748.	1,007.	1,190.	1,466.	749.	1,055.	1,367.
	For use with 23"D Tone, k. stand and k. bench tops	29"	1 1/4"	21"	<b>YPSE2129( )</b>	530.	768.	1,035.	1,225.	1,532.	810.	1,150.	1,493.
	For 30"D Tops w/o Hinged Access	30"	1 1/4"	21"	<b>YPSE2130( )</b>	530.	768.	1,035.	1,225.	1,532.	810.	1,150.	1,493.
	For use with 35"D Tone, k. stand and k. bench tops	35"	1 1/4"	21"	<b>YPSE2135( )</b>	560.	849.	1,070.	1,286.	1,651.	908.	1,314.	1,723.
	For 36"D Tops w/o Hinged Access	36"	1 1/4"	21"	<b>YPSE2136( )</b>	560.	849.	1,070.	1,286.	1,651.	908.	1,314.	1,723.

#### Ordering Information

- Desktop End Screen**
1. Pattern Number
  2. Surface Finish
  3. Bracket Paint Finish

#### Order Code

Desktop End Screen Screens	
<i>Example:</i>	<b>YPSE2124L, 118,118T</b>
<b>YPS</b>	Screen
<b>E</b>	Desktop End
<b>21</b>	Height
<b>24</b>	Depth
<b>L</b>	Laminate
<b>118</b>	Bright White Laminate
<b>118T</b>	Bright White Paint

#### Included With

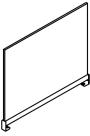
**Desktop End Screen**  
 Brackets  
 Hardware

#### Options

**Desktop End Screen**

**Finish Options**  
 (L) = Laminate  
 (M) = Markerboard  
 (V) = Veneer  
 (GTEMP) = Clear Glass  
 (GGL13) = Powder Glass  
 (GGL35) = Grey Tinted Glass

Desktop End Screens  
*Laminate, Markerboard or Glass*  
*For 52" High Horizon*

description	type	w	d	h	pattern no.	Laminate (L)	Marker-board (M)	Clear Glass (GTEMP)	Powder Glass (GGL13)	Grey Tinted Glass (GGL35)
Full Depth Desktop End Screen, 52" High Horizon 	For use with 23"D Tone, k. stand and k. bench tops	23"	1 1/4"	24"	<b>YPSE2423( )</b>	\$590.	\$845.	\$800.	\$1,112.	\$1,426.
	For 24"D tops w/o Hinged Access	24"	1 1/4"	24"	<b>YPSE2424( )</b>	590.	845.	800.	1,112.	1,426.
	For 27"D tops w/o Hinged Access	27"	1 1/4"	24"	<b>YPSE2427( )</b>	613.	860.	863.	1,213.	1,573.
	For use with 29"D Tone, k. stand and k. bench tops	29"	1 1/4"	24"	<b>YPSE2429( )</b>	634.	883.	931.	1,322.	1,715.
	For 30"D tops w/o Hinged Access	30"	1 1/4"	24"	<b>YPSE2430( )</b>	634.	883.	931.	1,322.	1,715.

**Ordering Information**

- Desktop End Screen**  
 1. Pattern Number  
 2. Surface Finish  
 3. Bracket Paint Finish

**Order Code**

**Desktop End Screen Screens**  
*Example: YPSE2423L, 118,118T*

<b>YPS</b>	Screen
<b>E</b>	Desktop End
<b>24</b>	Height
<b>23</b>	Depth
<b>L</b>	Laminate
<b>118</b>	Bright White Laminate
<b>118T</b>	Bright White Paint

**Included With**

**Desktop End Screen**  
 Brackets  
 Hardware

**Options**

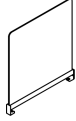
**Desktop End Screen**  
**Finish Options**  
 (L) = Laminate  
 (M) = Markerboard  
 (GTEMP) = Clear Glass  
 (GGL13) = Powder Glass  
 (GGL35) = Grey Tinted Glass

# Desktop End Screens

## Acrylic

### For 52" High Horizon

description	type	w	d	h	pattern no.	Clear (CLA)
Full Depth Desktop End Screen, 52" High Horizon	For 23"D Tone, k.stand and k. bench tops	23"	1 1/4"	24"	YPSE2423A( )	\$776.
	For 24"D Tops w/o Hinged Access	24"	1 1/4"	24"	YPSE2424A( )	784.
	For 27"D Tops w/o Hinged Access	27"	1 1/4"	24"	YPSE2427A( )	840.
	For 29"D Tone, k.stand and k. bench tops	29"	1 1/4"	24"	YPSE2429A( )	848.
	For 30"D Tops w/o Hinged Access	30"	1 1/4"	24"	YPSE2430A( )	849.



#### Ordering Information

##### Desktop End Screen

1. Pattern Number
2. Acrylic Finish
3. Frame Paint Finish

#### Order Code

##### Desk Surround End Screen

*Example:* **YPSE2423A,CLA,118T**

<b>YPSE</b>	Privacy Screen, End
<b>24</b>	Height
<b>23</b>	Width
<b>A</b>	Acrylic
<b>CLA</b>	Clear Acrylic
<b>118T</b>	Bright White Paint

#### Included With

##### Desktop End Screen

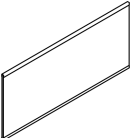
- Bracket
- Hardware

#### Options

##### Desktop End Screen

*Fabric*

*For use spanning between 24" H Fabric Desktop End Screens*

description	w	d	h	pattern no.	10	20	30	40	45
 Fabric Desk Surround Bridge Back Panel	46"	1/2"	21"	YPSBB2446FF( )	\$1,165.	\$1,224.	\$1,282.	\$1,341.	\$1,399.
	47"	1/2"	21"	YPSBB2447FF( )	1,171.	1,229.	1,288.	1,347.	1,406.
	48"	1/2"	21"	YPSBB2448FF( )	1,177.	1,236.	1,295.	1,354.	1,413.
	52"	1/2"	21"	YPSBB2452FF( )	1,190.	1,248.	1,308.	1,367.	1,427.
	53"	1/2"	21"	YPSBB2453FF( )	1,193.	1,251.	1,311.	1,370.	1,431.
	54"	1/2"	21"	YPSBB2454FF( )	1,196.	1,255.	1,315.	1,375.	1,434.
	58"	1/2"	21"	YPSBB2458FF( )	1,201.	1,262.	1,321.	1,381.	1,441.
	59"	1/2"	21"	YPSBB2459FF( )	1,203.	1,264.	1,324.	1,383.	1,443.
	60"	1/2"	21"	YPSBB2460FF( )	1,212.	1,273.	1,333.	1,394.	1,453.
	64"	1/2"	21"	YPSBB2464FFRR	1,228.	1,291.	1,351.	1,413.	1,475.
	65"	1/2"	21"	YPSBB2465FFRR	1,236.	1,298.	1,360.	1,423.	1,484.
	66"	1/2"	21"	YPSBB2466FFRR	1,248.	1,311.	1,374.	1,436.	1,498.
	70"	1/2"	21"	YPSBB2470FFRR	1,253.	1,316.	1,378.	1,441.	1,504.
	71"	1/2"	21"	YPSBB2471FFRR	1,273.	1,336.	1,400.	1,464.	1,527.
	72"	1/2"	21"	YPSBB2472FFRR	1,296.	1,362.	1,426.	1,491.	1,556.

**Ordering Information**

**Bridge Back Panel**

1. Pattern Number
2. Fabric Finish
3. Frame Paint Finish

**Order Code**

**Bridge Back Panel**

*Example:* **YPSBB2446FFRR,**  
**W1077,118T**

<b>YPS</b>	Privacy Screen
<b>BB</b>	Bridge Back Panel
<b>24</b>	Height
<b>46</b>	Width
<b>F</b>	For use spanning between Fabric Desktop End Screens
<b>F</b>	Fabric
<b>W1077</b>	Elements
<b>118T</b>	Bright White Paint

**Included With**

**Bridge Back Panels**  
Frame  
Hardware

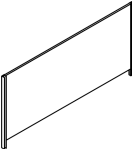
**Options**

**Bridge Back Panels**  
(RR) Fabric is applied Railroaded.

*Fabric*

*For use spanning between 24" H Laminate and Glass Desktop End*

*Screens*

description	w	d	h	pattern no.	10	20	30	40	45
 Fabric Desk Surround Bridge Back Panel	46"	1/2"	21"	YPSBB2446LF( )	\$1,165.	\$1,224.	\$1,282.	\$1,341.	\$1,399.
	47"	1/2"	21"	YPSBB2447LF( )	1,171.	1,229.	1,288.	1,347.	1,406.
	48"	1/2"	21"	YPSBB2448LF( )	1,177.	1,236.	1,295.	1,354.	1,413.
	52"	1/2"	21"	YPSBB2452LF( )	1,190.	1,248.	1,308.	1,367.	1,427.
	53"	1/2"	21"	YPSBB2453LF( )	1,193.	1,251.	1,311.	1,370.	1,431.
	54"	1/2"	21"	YPSBB2454LF( )	1,196.	1,255.	1,315.	1,375.	1,434.
	58"	1/2"	21"	YPSBB2458LF( )	1,201.	1,262.	1,321.	1,381.	1,441.
	59"	1/2"	21"	YPSBB2459LF( )	1,203.	1,264.	1,324.	1,383.	1,443.
	60"	1/2"	21"	YPSBB2460LF( )	1,212.	1,273.	1,333.	1,394.	1,453.
	64"	1/2"	21"	YPSBB2464LFRR	1,228.	1,291.	1,351.	1,413.	1,475.
	65"	1/2"	21"	YPSBB2465LFRR	1,236.	1,298.	1,360.	1,423.	1,484.
	66"	1/2"	21"	YPSBB2466LFRR	1,248.	1,311.	1,374.	1,436.	1,498.
	70"	1/2"	21"	YPSBB2470LFRR	1,253.	1,316.	1,378.	1,441.	1,504.
	71"	1/2"	21"	YPSBB2471LFRR	1,273.	1,336.	1,400.	1,464.	1,527.
	72"	1/2"	21"	YPSBB2472LFRR	1,296.	1,362.	1,426.	1,491.	1,556.

**Ordering Information**

**Bridge Back Panel**

1. Pattern Number
2. Fabric Finish
3. Frame Paint Finish

**Order Code**

**Bridge Back Panel**

*Example:* **YPSBB2446LFRR, W1077,118T**

<b>YPS</b>	Privacy Screen
<b>BB</b>	Bridge Back Panel
<b>24</b>	Height
<b>46</b>	Width
<b>L</b>	For use spanning between Lam. and Glass Desktop End Screens
<b>F</b>	Fabric
<b>W1077</b>	Elements
<b>118T</b>	Bright White Paint

**Included With**

**Bridge Back Panels**  
Frame  
Hardware

**Options**

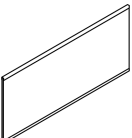
**Bridge Back Panels**  
(RR) Fabric is applied Railroaded.

# Desk Surround Bridge Back Panels

Antenna Workspaces GSA

## Laminate or Markerboard

For use spanning between 24" H Fabric Desktop End Screens

description	w	d	h	pattern no.	Laminate (L)	Markerboard (M)
 Laminate Desk Surround Bridge Back Panel	46"	1/2"	21"	YPSBB2446F( )	\$658.	\$821.
	47"	1/2"	21"	YPSBB2447F( )	661.	825.
	48"	1/2"	21"	YPSBB2448F( )	663.	829.
	52"	1/2"	21"	YPSBB2452F( )	672.	841.
	53"	1/2"	21"	YPSBB2453F( )	675.	843.
	54"	1/2"	21"	YPSBB2454F( )	677.	845.
	58"	1/2"	21"	YPSBB2458F( )	687.	859.
	59"	1/2"	21"	YPSBB2459F( )	689.	863.
	60"	1/2"	21"	YPSBB2460F( )	692.	865.
	64"	1/2"	21"	YPSBB2464F( )	701.	877.
	65"	1/2"	21"	YPSBB2465F( )	703.	880.
	66"	1/2"	21"	YPSBB2466F( )	708.	884.
	70"	1/2"	21"	YPSBB2470F( )	716.	895.
	71"	1/2"	21"	YPSBB2471F( )	718.	898.
	72"	1/2"	21"	YPSBB2472F( )	721.	901.

### Ordering Information

#### Bridge Back Panel

1. Pattern Number
2. Laminate Finish
3. Frame Paint Finish

### Order Code

#### Bridge Back Panel

*Example:* YPSBB2446FL,118,118T

<b>YPS</b>	Privacy Screen
<b>BB</b>	Bridge Back Panel
<b>24</b>	Height
<b>46</b>	Width
<b>F</b>	For use spanning between Fabric Desktop End Screens
<b>L</b>	Laminate
<b>118</b>	Bright White Laminate
<b>118T</b>	Bright White Paint

### Included With

#### Bridge Back Panels

Frame  
Hardware

### Options

#### Bridge Back Panels

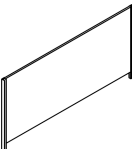
**Finish Options:**  
(L)= Laminate  
(M)= Markerboard



# Desk Surround Bridge Back Panels

## Laminate or Markerboard

For use spanning between 24" H Laminate and Glass Desktop End Screens

description	w	d	h	pattern no.	Laminate (L)	Markerboard (M)
Laminate Desk Surround Bridge Back Panel	46"	1/2"	21"	YPSBB2446L( )	\$513.	\$639.
	47"	1/2"	21"	YPSBB2447L( )	513.	641.
	48"	1/2"	21"	YPSBB2448L( )	515.	644.
	52"	1/2"	21"	YPSBB2452L( )	520.	650.
	53"	1/2"	21"	YPSBB2453L( )	521.	651.
	54"	1/2"	21"	YPSBB2454L( )	522.	653.
	58"	1/2"	21"	YPSBB2458L( )	527.	659.
	59"	1/2"	21"	YPSBB2459L( )	528.	661.
	60"	1/2"	21"	YPSBB2460L( )	530.	663.
	64"	1/2"	21"	YPSBB2464L( )	534.	668.
	65"	1/2"	21"	YPSBB2465L( )	536.	669.
	66"	1/2"	21"	YPSBB2466L( )	567.	711.
	70"	1/2"	21"	YPSBB2470L( )	572.	716.
	71"	1/2"	21"	YPSBB2471L( )	574.	717.
	72"	1/2"	21"	YPSBB2472L( )	576.	720.

### Ordering Information

#### Bridge Back Panel

1. Pattern Number
2. Laminate Finish
3. Frame Paint Finish

### Order Code

#### Bridge Back Panel

*Example:* YPSBB2446LL,118,118T

<b>YPS</b>	Privacy Screen
<b>BB</b>	Bridge Back Panel
<b>24</b>	Height
<b>46</b>	Width
<b>L</b>	For use spanning between Lam. or Glass Desktop End Screens
<b>L</b>	Laminate
<b>118</b>	Bright White Laminate
<b>118T</b>	Bright White Paint

### Included With

#### Bridge Back Panels

Frame  
Hardware

### Options

#### Bridge Back Panels

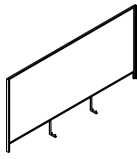
**Finish Options:**  
(L)= Laminate  
(M)= Markerboard

# Desk Surround Bridge Back Panels

Antenna Workspaces GSA

## Acrylic

For use spanning between 24" H Acrylic Desktop End Screens

description	w	d	h	pattern no.	Clear (CLA)
	46"	1/2"	21"	<b>YPSBB2446A()</b>	\$1,724.
	47"	1/2"	21"	<b>YPSBB2447A()</b>	1,724.
	48"	1/2"	21"	<b>YPSBB2448A()</b>	1,724.
	52"	1/2"	21"	<b>YPSBB2452A()</b>	1,724.
	53"	1/2"	21"	<b>YPSBB2453A()</b>	1,849.
	54"	1/2"	21"	<b>YPSBB2454A()</b>	1,849.
	58"	1/2"	21"	<b>YPSBB2458A()</b>	1,903.
	59"	1/2"	21"	<b>YPSBB2459A()</b>	1,903.
	60"	1/2"	21"	<b>YPSBB2460A()</b>	1,903.
	64"	1/2"	21"	<b>YPSBB2464A()</b>	1,960.
	65"	1/2"	21"	<b>YPSBB2465A()</b>	1,962.
	66"	1/2"	21"	<b>YPSBB2466A()</b>	1,974.
	70"	1/2"	21"	<b>YPSBB2470A()</b>	1,985.
	71"	1/2"	21"	<b>YPSBB2471A()</b>	2,016.
	72"	1/2"	21"	<b>YPSBB2472A()</b>	2,022.

### Ordering Information

#### Bridge Back Panel

1. Pattern Number
2. Acrylic Finish
3. Frame Paint Finish

### Order Code

#### Bridge Back Panel

*Example:* **YPSBB2446A,CLA,118T**

<b>YPS</b>	Privacy Screen
<b>BB</b>	Bridge Back Panel
<b>24</b>	Height
<b>46</b>	Width
<b>A</b>	For use spanning between Acrylic Desktop End Screens
<b>CLA</b>	Clear Acrylic
<b>118T</b>	Bright White Paint

### Included With

#### Bridge Back Panels

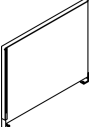
Frame  
Hardware

### Options

#### Bridge Back Panels

*Fabric*

*For use with Fabric or Laminate Bridge Panel*

description	type	w	d	h	pattern no.	grade						
						10	20	30	40	45	50	55
 Fabric Full-depth Desktop End Screen, Right Position	For use with 23"D Tone, k. stand and k. bench tops	23"	1 1/4"	24"	<b>YPSE2423RF()</b>	\$1,213.	\$1,274.	\$1,334.	\$1,395.	\$1,454.	\$1,516.	\$1,577.
	For 24"D Tops w/o Hinge Access	24"	1 1/4"	24"	<b>YPSE2424RF()</b>	1,213.	1,274.	1,334.	1,395.	1,454.	1,516.	1,577.
	For 27"D Tops w/o Hinge Access	27"	1 1/4"	24"	<b>YPSE2427RF()</b>	1,237.	1,299.	1,362.	1,424.	1,485.	1,547.	1,609.
	For use with 23"D Tone, k. stand and k. bench tops	29"	1 1/4"	24"	<b>YPSE2429RF()</b>	1,269.	1,332.	1,396.	1,460.	1,522.	1,585.	1,649.
	For 30"D Tops w/o Hinge Access	30"	1 1/4"	24"	<b>YPSE2430RF()</b>	1,269.	1,333.	1,396.	1,460.	1,524.	1,585.	1,649.

Fabric Full-depth Desktop End Screen, Left Position	For use with 23"D Tone, k. stand and k. bench tops	23"	1 1/4"	24"	<b>YPSE2423LF()</b>	1,213.	1,274.	1,334.	1,395.	1,454.	1,516.	1,577.
	For 24"D Tops w/o Hinge Access	24"	1 1/4"	24"	<b>YPSE2424LF()</b>	1,213.	1,274.	1,334.	1,395.	1,454.	1,516.	1,577.
	For 27"D Tops w/o Hinge Access	27"	1 1/4"	24"	<b>YPSE2427LF()</b>	1,237.	1,299.	1,362.	1,424.	1,485.	1,547.	1,609.
	For use with 29"D Tone, k. stand and k. bench tops	29"	1 1/4"	24"	<b>YPSE2429LF()</b>	1,269.	1,332.	1,396.	1,460.	1,522.	1,585.	1,649.
	For 30"D Tops w/o Hinge Access	30"	1 1/4"	24"	<b>YPSE2430LF()</b>	1,269.	1,333.	1,396.	1,460.	1,524.	1,585.	1,649.

**Ordering Information**

**Desk Surround End Screen**

1. Pattern Number
2. Fabric Finish
3. Frame Paint Finish

**Order Code**

**Desk Surround End Screen**

*Example:* **YPSE2423RF, W1077, 118T**

<b>YPSE</b>	Privacy Screen, End
<b>24</b>	Height
<b>23</b>	Width
<b>R</b>	Desktop End Screen, Right Position
<b>F</b>	Fabric
<b>W1077</b>	Element
<b>118T</b>	Bright White Paint

**Included With**

**Desk Surround End Screen**

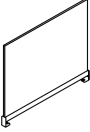
Frame  
Hardware

**Options**

**Desk Surround End Screen**

(RR) = Fabric is applied railroaded

Desk Surround End Screens  
*Laminate, Markerboard and Glass*  
*For use with Fabric or Laminate Bridge Panel*

description	type	w	d	h	pattern no.	Laminate (L)	Marker-board (M)	Clear Glass (GTEMP)	Powder Glass (GGL13)	Grey Tinted Glass (GGL35)
 Laminate and Glass Full Depth Desktop End Screen, 24"H	For use with 23"D Tone, k. stand and k. bench tops	23"	1 1/4"	24"	<b>YPSE2423()</b>	\$590.	\$845.	\$800.	\$1,112.	\$1,426.
	For 24"D tops w/o Hinged Access	24"	1 1/4"	24"	<b>YPSE2424()</b>	590.	845.	800.	1,112.	1,426.
	For 27"D tops w/o Hinged Access	27"	1 1/4"	24"	<b>YPSE2427()</b>	613.	860.	863.	1,213.	1,573.
	For use with 29"D Tone, k. stand and k. bench tops	29"	1 1/4"	24"	<b>YPSE2429()</b>	634.	883.	931.	1,322.	1,715.
	For 30"D tops w/o Hinged Access	30"	1 1/4"	24"	<b>YPSE2430()</b>	634.	883.	931.	1,322.	1,715.

**Ordering Information**

**Desk Surround End Screen**

1. Pattern Number
2. Laminate Finish
3. Frame Paint Finish

**Order Code**

<b>Desk Surround End Screen Screens</b>	
<i>Example:</i> <b>YPSE2423L, 118, 118T</b>	
<b>YPSE</b>	Privacy Screen, End
<b>24</b>	Height
<b>23</b>	Width
<b>L</b>	Laminate
<b>118</b>	Bright White Laminate
<b>118T</b>	Bright White Paint

**Included With**

**Desk Surround End Screen**  
 Frame  
 Hardware

**Options**

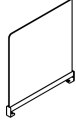
**Desk Surround End Screen**

**Finish Options**  
 (L) = Laminate  
 (M) = Markerboard  
 (GTEMP) = Clear Glass  
 (GGL13) = Powder Glass  
 (GGL35) = Grey Tinted Glass

## Acrylic

### For use with Acrylic Bridge Panel

description	type	w	d	h	pattern no.	Clear (CLA)
Acrylic, Full-depth Desktop End Screen	For 23"D Tone, k.stand and k. bench tops	23"	1 1/4"	24"	YPSE2423NA( )	\$776.
	For 24"D Tops w/o Hinged Access	24"	1 1/4"	24"	YPSE2424NA( )	784.
	For 27"D Tops w/o Hinged Access	27"	1 1/4"	24"	YPSE2427NA( )	840.
	For 29"D Tone, k.stand and k. bench tops	29"	1 1/4"	24"	YPSE2429NA( )	849.
	For 30"D Tops w/o Hinged Access	30"	1 1/4"	24"	YPSE2430NA( )	849.



#### Ordering Information

##### Desk Surround End Screen

1. Pattern Number
2. Acrylic Finish
3. Frame Paint Finish

#### Order Code

##### Desk Surround End Screen

*Example:* **YPSE2423NA,CLA,118T**

**YPSE** Privacy Screen, End

**24** Height

**23** Width

**NA** Non-handed Acrylic,  
For use with Bridge  
Panel

**CLA** Clear Acrylic

**118T** Bright White Paint

#### Included With

##### Desk Surround End Screen

Frame  
Hardware

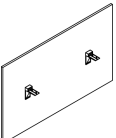
#### Options

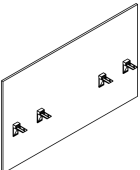
##### Desk Surround End Screen

# End Screens for Dual Big Table

## Fabric

### For 42" or 49" Horizons

description	type	w	d	h	pattern no.	grade						
						10	20	30	40	45	50	55
 End Screens to 42"H	For 18"D dual	41 1/2"	1 1/4"	32"	<b>YPSB3241F()</b>	\$1,253.	\$1,316.	\$1,381.	\$1,443.	\$1,507.	\$1,569.	\$1,636.
	For 24"D dual	53 1/2"	1 1/4"	32"	<b>YPSB3253F()</b>	1,309.	1,375.	1,440.	1,507.	1,572.	1,640.	1,702.
	For 27"D dual	59 1/2"	1 1/4"	32"	<b>YPSB3259F()</b>	1,386.	1,454.	1,525.	1,595.	1,663.	1,733.	1,802.
	For 30"D dual	65 1/2"	1 1/4"	32"	<b>YPSB3265FRR</b>	1,609.	1,690.	1,772.	1,851.	1,931.	2,013.	2,096.
	For 36"D dual	77 1/2"	1 1/4"	32"	<b>YPSB3277FRR</b>	1,716.	1,803.	1,891.	1,974.	2,059.	2,147.	2,234.

 End Screens to 49"H	For 18"D dual	41 1/2"	1 1/4"	38"	<b>YPSB3841F()</b>	1,357.	1,424.	1,491.	1,558.	1,625.	1,696.	1,762.
	For 24"D dual	53 1/2"	1 1/4"	38"	<b>YPSB3853F()</b>	1,426.	1,498.	1,569.	1,643.	1,711.	1,783.	1,853.
	For 27"D dual	59 1/2"	1 1/4"	38"	<b>YPSB3859F()</b>	1,511.	1,587.	1,662.	1,739.	1,812.	1,890.	1,963.
	For 30"D dual	65 1/2"	1 1/4"	38"	<b>YPSB3865FRR</b>	1,758.	1,844.	1,931.	2,020.	2,107.	2,195.	2,284.
	For 36"D dual	77 1/2"	1 1/4"	38"	<b>YPSB3877FRR</b>	1,870.	1,964.	2,058.	2,155.	2,245.	2,340.	2,434.

#### Ordering Information

##### End Screens

1. Pattern Number
2. Inside Fabric Finish
3. Outside Fabric Finish
4. Frame Paint Finish
5. Bracket Paint Finish

#### Order Code

##### End Screens

*Example:* **YPSB3241F, W1077, W1077, 118T, 118T**

<b>YPSB</b>	End Screen
<b>32</b>	Height
<b>41</b>	Width
<b>F</b>	Fabric
<b>W1077</b>	Element
<b>W1077</b>	Element
<b>118T</b>	Bright White Paint
<b>118T</b>	Bright White Paint

#### Included With

**End Screens**  
Brackets  
Hardware

#### Options

##### End Screens

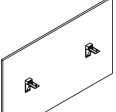
The price of screens specified with a combination of fabrics is the higher of the two fabric grades.


(RR) = Fabric is applied railroaded

# End Screens for Dual Big Table

## Laminate, Markerboard or Veneer

### For 42" or 49" Horizons

description	type	w	d	h	pattern no.	Laminate (L)	Marker-board (LM)	V1 (V)	V2 (V)	V3 (V)
	For 18"D dual	41 1/2"	3/4"	32"	<b>YPSB3241( )</b>	\$653.	\$1,020.	\$1,293.	\$1,434.	\$2,201.
	For 24"D dual	53 1/2"	3/4"	32"	<b>YPSB3253( )</b>	694.	1,641.	1,388.	1,560.	2,524.
	For 27"D dual	59 1/2"	3/4"	32"	<b>YPSB3259( )</b>	922.	1,652.	1,508.	1,680.	2,748.
	For 30"D dual	65 1/2"	3/4"	32"	<b>YPSB3265( )</b>	1,075.	1,806.	1,675.	1,882.	3,043.
	For 36"D dual	77 1/2"	3/4"	32"	<b>YPSB3277( )</b>	1,105.	1,838.	1,774.	2,012.	3,367.

	For 18"D dual	41 1/2"	3/4"	38"	<b>YPSB3841( )</b>	677.	1,042.	1,347.	1,513.	2,421.
	For 24"D dual	53 1/2"	3/4"	38"	<b>YPSB3853( )</b>	725.	1,666.	1,477.	1,681.	2,821.
	For 27"D dual	59 1/2"	3/4"	38"	<b>YPSB3859( )</b>	951.	1,683.	1,587.	1,810.	3,064.
	For 30"D dual	65 1/2"	3/4"	38"	<b>YPSB3865( )</b>	1,107.	1,839.	1,797.	2,042.	3,413.
	For 36"D dual	77 1/2"	3/4"	38"	<b>YPSB3877( )</b>	1,148.	1,882.	1,893.	2,173.	3,776.

#### Ordering Information

- Intermediate Screens**
1. Pattern Number
  2. Surface Finish
  3. Bracket Paint Finish

#### Order Code

**Intermediate Screens**

*Example:* **YPSI2124L, 118, 118T**

<b>YPS</b>	Screen
<b>I</b>	Intermediate
<b>21</b>	Height
<b>24</b>	Depth
<b>L</b>	Laminate
<b>118</b>	Bright White Laminate
<b>118T</b>	Bright White Paint

#### Included With

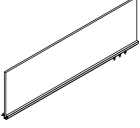
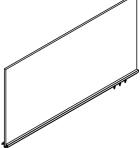


- Intermediate Screens**
- Brackets
  - Hardware

#### Options

- Intermediate Screens**
- Finish Options**
- (L) = Laminate
  - (LM) = Markerboard
  - (V) = Veneer

*Fabric*

*For 25" and 28" High Fence, 42" and 49" High Horizon*

description	w	d	h	pattern no.	list	10	20	30	40	45
Fabric Screens for 25" High Fence, 42" High Horizon 	24"	1 1/4"	17"	<b>YPSF1724F( )</b>	n/a	\$868.	\$914.	\$953.	\$997.	\$1,043.
	36"	1 1/4"	17"	<b>YPSF1736F( )</b>	n/a	988.	1,037.	1,090.	1,137.	1,187.
	48"	1 1/4"	17"	<b>YPSF1748F( )</b>	n/a	1,096.	1,149.	1,203.	1,260.	1,312.
	60"	1 1/4"	17"	<b>YPSF1760F( )</b>	n/a	1,154.	1,211.	1,269.	1,329.	1,385.
	72"	1 1/4"	17"	<b>YPSF1772FRR</b>	n/a	1,295.	1,359.	1,424.	1,489.	1,557.
Fabric Screens for 25" High Fence, 49" High Horizon 	24"	1 1/4"	24"	<b>YPSF2424F( )</b>	n/a	947.	994.	1,043.	1,090.	1,133.
	36"	1 1/4"	24"	<b>YPSF2436F( )</b>	n/a	1,148.	1,203.	1,263.	1,318.	1,378.
	48"	1 1/4"	24"	<b>YPSF2448F( )</b>	n/a	1,249.	1,314.	1,379.	1,437.	1,500.
	60"	1 1/4"	24"	<b>YPSF2460F( )</b>	n/a	1,366.	1,431.	1,500.	1,569.	1,637.
	72"	1 1/4"	24"	<b>YPSF2472FRR</b>	n/a	1,523.	1,600.	1,675.	1,752.	1,828.
Fabric Screens for 28" High Fence, 42" High Horizon 	24"	1 1/4"	14"	<b>YPSF1424F( )</b>	n/a	830.	872.	917.	953.	997.
	36"	1 1/4"	14"	<b>YPSF1436F( )</b>	n/a	936.	984.	1,029.	1,077.	1,122.
	48"	1 1/4"	14"	<b>YPSF1448F( )</b>	n/a	1,032.	1,084.	1,133.	1,190.	1,237.
	60"	1 1/4"	14"	<b>YPSF1460F( )</b>	n/a	1,096.	1,149.	1,203.	1,260.	1,312.
	72"	1 1/4"	14"	<b>YPSF1472FRR</b>	n/a	1,208.	1,268.	1,329.	1,388.	1,450.
Fabric Screens for 28" High Fence, 49" High Horizon 	24"	1 1/4"	21"	<b>YPSF2124F( )</b>	n/a	912.	953.	1,002.	1,047.	1,093.
	36"	1 1/4"	21"	<b>YPSF2136F( )</b>	n/a	1,096.	1,149.	1,203.	1,260.	1,312.
	48"	1 1/4"	21"	<b>YPSF2148F( )</b>	n/a	1,181.	1,240.	1,300.	1,357.	1,416.
	60"	1 1/4"	21"	<b>YPSF2160F( )</b>	n/a	1,284.	1,351.	1,415.	1,479.	1,542.
	72"	1 1/4"	21"	<b>YPSF2172FRR</b>	n/a	1,463.	1,533.	1,609.	1,679.	1,756.
Fabric Screen Fillers for Fence	24"			<b>YPSFF24</b>	87.	n/a	n/a	n/a	n/a	n/a
	36"			<b>YPSFF36</b>	123.	n/a	n/a	n/a	n/a	n/a
	48"			<b>YPSFF48</b>	157.	n/a	n/a	n/a	n/a	n/a
	60"			<b>YPSFF60</b>	193.	n/a	n/a	n/a	n/a	n/a
	72"			<b>YPSFF72</b>	228.	n/a	n/a	n/a	n/a	n/a

**Ordering Information**

**Big Table Screens**

1. Pattern Number
2. Fabric Finish
3. Frame Paint Finish

**Order Code**

**Big Table Screenss**

*Example:* **YPSC1448F, W1077, 118T**

<b>YPSC</b>	Big Table Center Screen
<b>14</b>	Height
<b>48</b>	Width
<b>F</b>	Fabric
<b>W1077</b>	Element
<b>118T</b>	Bright White Paint

**Included With**

**Big Table Screens**  
Brackets  
Hardware

**Options**

**Big Table Screens**


The price of screens specified with a combination of fabrics is the higher of the two fabric grades.


(RR) Fabric is applied railroaded.





Laminate, Markerboard, Veneer or Glass

For 25" and 28" High Fence, 42" and 49" High Horizon

description	w	d	h	pattern no.	Laminate (L)	Markerboard (LM)	V1 (V)	V2 (V)	V3 (V)	Clear Glass (GTEMP)	Powder Glass (GL13)	Grey Tinted Glass (GGL35)
Screens for 25" High Fence, 42" High Horizon 	24"	1/2"	17"	<b>YPSF1724()</b>	\$399.	\$592.	\$852.	\$1,018.	\$1,347.	\$545.	\$811.	\$1,026.
	36"	1/2"	17"	<b>YPSF1736()</b>	484.	806.	953.	1,176.	1,663.	732.	1,127.	1,475.
	48"	1/2"	17"	<b>YPSF1748()</b>	701.	1,388.	1,093.	1,366.	2,002.	947.	1,479.	1,939.
	60"	1/2"	17"	<b>YPSF1760()</b>	768.	1,453.	1,236.	1,559.	2,354.	1,152.	1,816.	2,409.
	72"	1/2"	17"	<b>YPSF1772()</b>	838.	1,504.	1,347.	1,723.	2,674.	1,356.	2,155.	2,862.

Screens for 25" High Fence, 49" High Horizon 	24"	1/2"	24"	<b>YPSF2424()</b>	431.	935.	941.	1,140.	1,585.	667.	1,054.	1,336.
	36"	1/2"	24"	<b>YPSF2436()</b>	538.	985.	1,077.	1,343.	1,997.	903.	1,479.	1,929.
	48"	1/2"	24"	<b>YPSF2448()</b>	676.	2,415.	1,212.	1,556.	2,418.	1,168.	1,934.	2,532.
	60"	1/2"	24"	<b>YPSF2460()</b>	765.	2,488.	1,390.	1,800.	2,880.	1,419.	2,379.	3,142.
	72"	1/2"	24"	<b>YPSF2472()</b>	1,002.	2,538.	1,542.	2,023.	3,315.	1,676.	2,826.	3,740.

Screens for 28" High Fence, 42" High Horizon 	24"	1/2"	14"	<b>YPSF1424()</b>	366.	476.	830.	983.	1,251.	514.	749.	895.
	36"	1/2"	14"	<b>YPSF1436()</b>	443.	633.	928.	1,119.	1,518.	686.	1,043.	1,282.
	48"	1/2"	14"	<b>YPSF1448()</b>	615.	1,047.	1,036.	1,268.	1,798.	888.	1,362.	1,684.
	60"	1/2"	14"	<b>YPSF1460()</b>	681.	1,112.	1,190.	1,464.	2,117.	1,083.	1,674.	2,092.
	72"	1/2"	14"	<b>YPSF1472()</b>	750.	1,158.	1,293.	1,610.	2,396.	1,277.	1,985.	2,482.

Screens for 28" High Fence, 49" High Horizon 	24"	1/2"	21"	<b>YPSF2124()</b>	401.	596.	884.	1,077.	1,464.	608.	931.	1,205.
	36"	1/2"	21"	<b>YPSF2136()</b>	491.	631.	988.	1,236.	1,810.	818.	1,304.	1,732.
	48"	1/2"	21"	<b>YPSF2148()</b>	711.	1,395.	1,144.	1,452.	2,208.	1,057.	1,705.	2,278.
	60"	1/2"	21"	<b>YPSF2160()</b>	777.	1,464.	1,284.	1,660.	2,596.	1,284.	2,100.	2,827.
	72"	1/2"	21"	<b>YPSF2172()</b>	854.	1,513.	1,429.	1,862.	2,987.	1,514.	2,495.	3,364.

Ordering Information

- Fence Screens**
1. Pattern Number
  2. Surface Finish
  3. Bracket Paint Finish

Order Code

Fence Screens	
<i>Example:</i>	<b>YPSF1448V, 006B, 118T</b>
<b>YPSF</b>	Fence Screen
<b>14</b>	Height
<b>48</b>	Width
<b>V</b>	Veneer
<b>006B</b>	Maple
<b>118T</b>	Bright White Paint

Included With

- Fence Screens**
- Brackets
  - Hardware

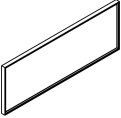
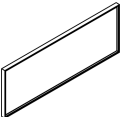
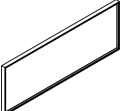
Options

- Fence Screens**
- Finish Options:**
- (L) = Laminate
  - (LM) = Markerboard
  - (V) = Veneer
  - (GTEMP) = Clear Glass
  - (GGL13) = Powder Glass
  - (GGL35) = Grey Tinted Glass

# Add Up Screens

## Framed

### For Fabric Screens, Telescope and End Screens, 15" High

description	w	d	h	pattern no.	Corrugated Plastic	PET	Acrylic
Framed Add Ups for Screens, 15" high 	16"	1 1/4"	15"	<b>YPAUS1516FF</b>	\$538.	\$563.	\$587.
	18"	1 1/4"	15"	<b>YPAUS1518FF</b>	545.	569.	613.
	19"	1 1/4"	15"	<b>YPAUS1519FF</b>	551.	576.	625.
	22"	1 1/4"	15"	<b>YPAUS1522FF</b>	558.	587.	637.
	23"	1 1/4"	15"	<b>YPAUS1523FF</b>	563.	613.	650.
	24"	1 1/4"	15"	<b>YPAUS1524FF</b>	569.	637.	662.
	27"	1 1/4"	15"	<b>YPAUS1527FF</b>	576.	662.	675.
	28"	1 1/4"	15"	<b>YPAUS1528FF</b>	582.	686.	686.
	29"	1 1/4"	15"	<b>YPAUS1529FF</b>	587.	710.	698.
	30"	1 1/4"	15"	<b>YPAUS1530FF</b>	595.	723.	711.
	35"	1 1/4"	15"	<b>YPAUS1535FF</b>	606.	747.	760.
	36"	1 1/4"	15"	<b>YPAUS1536FF</b>	613.	760.	771.
	41"	1 1/4"	15"	<b>YPAUS1541FF</b>	625.	784.	784.
	42"	1 1/4"	15"	<b>YPAUS1542FF</b>	630.	809.	789.
	48"	1 1/4"	15"	<b>YPAUS1548FF</b>	644.	845.	815.
	54"	1 1/4"	15"	<b>YPAUS1554FF</b>	655.	894.	1,029.
60"	1 1/4"	15"	<b>YPAUS1560FF</b>	675.	931.	1,133.	
66"	1 1/4"	15"	<b>YPAUS1566FF</b>	692.	962.	1,157.	
72"	1 1/4"	15"	<b>YPAUS1572FF</b>	703.	992.	1,181.	
78"	1 1/4"	15"	<b>YPAUS1578FF</b>	723.	1,029.	1,208.	
84"	1 1/4"	15"	<b>YPAUS1584FF</b>	735.	1,066.	1,225.	
Framed Add Ups for Telescope, 15" high 	47"	1 1/4"	15"	<b>YPAUT1547FF</b>	637.	832.	803.
	53"	1 1/4"	15"	<b>YPAUT1553FF</b>	650.	882.	954.
	59"	1 1/4"	15"	<b>YPAUT1559FF</b>	667.	919.	1,102.
	65"	1 1/4"	15"	<b>YPAUT1565FF</b>	686.	949.	1,145.
	71"	1 1/4"	15"	<b>YPAUT1571FF</b>	698.	979.	1,169.
	77"	1 1/4"	15"	<b>YPAUT1577FF</b>	717.	1,017.	1,194.
	83"	1 1/4"	15"	<b>YPAUT1583FF</b>	729.	1,054.	1,219.
Framed Add Ups for End Screens, 15" high 	41"	1 1/4"	15"	<b>YPAUE1541FF</b>	625.	784.	784.
	53"	1 1/4"	15"	<b>YPAUE1553FF</b>	650.	882.	954.
	59"	1 1/4"	15"	<b>YPAUE1559FF</b>	662.	919.	1,102.
	65"	1 1/4"	15"	<b>YPAUE1565FF</b>	686.	949.	1,145.
	77"	1 1/4"	15"	<b>YPAUE1577FF</b>	717.	1,017.	1,194.

#### Ordering Information

##### Add Up Screen

1. Patter Number
2. Add Up Material
3. Frame Paint Finish

#### Order Code

##### Add Up Screen

*Example:* **YPAUS1536FF,T,118,118**

**YPAU** Antenna Privacy Screen,  
Add Up

**S** Screens

**15** Height

**36** Width

**FF** Fully Framed

**T** PET

**118** Bright White Paint

#### Included With

Brackets  
Hardware

#### Options

##### Fully Framed Add Up Screens Finish Options

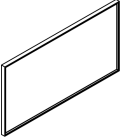
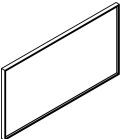

**PET**  
Slate (PET12SL)  
Pewter (PET12PW)  
Smoke (PET12SM)  
Ochre (PET12OC)  
Cobalt (PET12CB)

**Acrylic**  
Clear (CLA)

**Corrugated Plastic**  
Clear (CLC)

## Framed

### For Fabric Screens, Telescope and End Screens, 22" High

description	w	d	h	pattern no.	Corrugated		
					Plastic	PET	Acrylic
Framed Add Ups for Screens, 22" high 	16"	1 1/4"	22"	<b>YPAUS2216FF</b>	\$558.	\$650.	\$613.
	18"	1 1/4"	22"	<b>YPAUS2218FF</b>	563.	662.	655.
	19"	1 1/4"	22"	<b>YPAUS2219FF</b>	569.	675.	675.
	22"	1 1/4"	22"	<b>YPAUS2222FF</b>	576.	686.	698.
	23"	1 1/4"	22"	<b>YPAUS2223FF</b>	582.	698.	711.
	24"	1 1/4"	22"	<b>YPAUS2224FF</b>	587.	717.	723.
	27"	1 1/4"	22"	<b>YPAUS2227FF</b>	595.	735.	765.
	28"	1 1/4"	22"	<b>YPAUS2228FF</b>	601.	747.	803.
	29"	1 1/4"	22"	<b>YPAUS2229FF</b>	613.	760.	827.
	30"	1 1/4"	22"	<b>YPAUS2230FF</b>	618.	771.	858.
	35"	1 1/4"	22"	<b>YPAUS2235FF</b>	625.	809.	926.
	36"	1 1/4"	22"	<b>YPAUS2236FF</b>	630.	820.	937.
	41"	1 1/4"	22"	<b>YPAUS2241FF</b>	637.	858.	954.
	42"	1 1/4"	22"	<b>YPAUS2242FF</b>	644.	869.	992.
	48"	1 1/4"	22"	<b>YPAUS2248FF</b>	662.	926.	1,102.
	54"	1 1/4"	22"	<b>YPAUS2254FF</b>	675.	979.	1,236.
	60"	1 1/4"	22"	<b>YPAUS2260FF</b>	692.	1,066.	1,439.
	66"	1 1/4"	22"	<b>YPAUS2266FF</b>	711.	1,091.	1,518.
	72"	1 1/4"	22"	<b>YPAUS2272FF</b>	735.	1,151.	1,544.
78"	1 1/4"	22"	<b>YPAUS2278FF</b>	760.	1,225.	1,580.	
84"	1 1/4"	22"	<b>YPAUS2284FF</b>	771.	1,268.	1,593.	
Framed Add Ups for Telescope, 22" high 	47"	1 1/4"	22"	<b>YPAUT2247FF</b>	655.	912.	1,042.
	53"	1 1/4"	22"	<b>YPAUT2253FF</b>	667.	967.	1,200.
	59"	1 1/4"	22"	<b>YPAUT2259FF</b>	686.	1,047.	1,347.
	65"	1 1/4"	22"	<b>YPAUT2265FF</b>	703.	1,078.	1,470.
	71"	1 1/4"	22"	<b>YPAUT2271FF</b>	723.	1,128.	1,532.
	77"	1 1/4"	22"	<b>YPAUT2277FF</b>	747.	1,188.	1,556.
	83"	1 1/4"	22"	<b>YPAUT2283FF</b>	765.	1,257.	1,585.
Framed Add Ups for End Screens, 22" high 	41"	1 1/4"	22"	<b>YPAUE2241FF</b>	637.	858.	954.
	53"	1 1/4"	22"	<b>YPAUE2253FF</b>	667.	967.	1,200.
	59"	1 1/4"	22"	<b>YPAUE2259FF</b>	686.	1,047.	1,410.
	65"	1 1/4"	22"	<b>YPAUE2265FF</b>	703.	1,078.	1,470.
	77"	1 1/4"	22"	<b>YPAUE2277FF</b>	747.	1,188.	1,567.

#### Ordering Information

##### Add Up Screen

1. Patter Number
2. Add Up Material
3. Frame Paint Finish

#### Order Code

##### Add Up Screen

*Example:* **YPAUS2236FF**,T,118,118

<b>YPAU</b>	Antenna Privacy Screen, Add Up
<b>S</b>	Screens
<b>22</b>	Height
<b>36</b>	Width
<b>FF</b>	Fully Framed
<b>T</b>	PET
<b>118</b>	Bright White Paint

#### Included With

Brackets  
Hardware

#### Options

##### Fully Framed Add Up Screens Finish Options

**PET**  
Slate (PET12SL)  
Pewter (PET12PW)  
Smoke (PET12SM)  
Ochre (PET12OC)  
Cobalt (PET12CB)

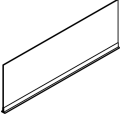
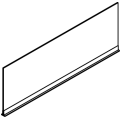
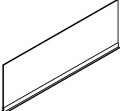
**Acrylic**  
Clear (CLA)

**Corrugated Plastic**  
Clear (CLC)

# Add Up Screens

## Frameless

### For Screens, Telescope and End Screens, 15" High

description	w	d	h	pattern no.	Corrugated	PET	Acrylic
					Plastic		
Frameless Add Ups for Screens, 15" high 	16"	1 1/4"	15"	<b>YPAUS1516FL</b>	\$307.	\$355.	\$343.
	18"	1 1/4"	15"	<b>YPAUS1518FL</b>	313.	367.	367.
	19"	1 1/4"	15"	<b>YPAUS1519FL</b>	319.	380.	380.
	22"	1 1/4"	15"	<b>YPAUS1522FL</b>	325.	393.	393.
	23"	1 1/4"	15"	<b>YPAUS1523FL</b>	331.	404.	404.
	24"	1 1/4"	15"	<b>YPAUS1524FL</b>	336.	416.	416.
	27"	1 1/4"	15"	<b>YPAUS1527FL</b>	343.	422.	453.
	28"	1 1/4"	15"	<b>YPAUS1528FL</b>	349.	429.	465.
	29"	1 1/4"	15"	<b>YPAUS1529FL</b>	355.	442.	472.
	30"	1 1/4"	15"	<b>YPAUS1530FL</b>	361.	453.	501.
	35"	1 1/4"	15"	<b>YPAUS1535FL</b>	373.	478.	551.
	36"	1 1/4"	15"	<b>YPAUS1536FL</b>	380.	489.	576.
	41"	1 1/4"	15"	<b>YPAUS1541FL</b>	393.	501.	587.
	42"	1 1/4"	15"	<b>YPAUS1542FL</b>	399.	515.	595.
	48"	1 1/4"	15"	<b>YPAUS1548FL</b>	416.	538.	723.
	54"	1 1/4"	15"	<b>YPAUS1554FL</b>	435.	558.	845.
	60"	1 1/4"	15"	<b>YPAUS1560FL</b>	448.	587.	905.
	66"	1 1/4"	15"	<b>YPAUS1566FL</b>	460.	625.	967.
72"	1 1/4"	15"	<b>YPAUS1572FL</b>	478.	662.	992.	
78"	1 1/4"	15"	<b>YPAUS1578FL</b>	496.	698.	1,029.	
84"	1 1/4"	15"	<b>YPAUS1584FL</b>	509.	729.	1,047.	
Frameless Add Ups for Telescope, 15" high 	47"	1 1/4"	15"	<b>YPAUT1547FL</b>	411.	527.	675.
	53"	1 1/4"	15"	<b>YPAUT1553FL</b>	429.	551.	809.
	59"	1 1/4"	15"	<b>YPAUT1559FL</b>	442.	569.	869.
	65"	1 1/4"	15"	<b>YPAUT1565FL</b>	453.	606.	954.
	71"	1 1/4"	15"	<b>YPAUT1571FL</b>	472.	650.	979.
	77"	1 1/4"	15"	<b>YPAUT1577FL</b>	489.	686.	1,017.
	83"	1 1/4"	15"	<b>YPAUT1583FL</b>	501.	717.	1,042.
Frameless Add Ups for End Screens, 15" high 	41"	1 1/4"	15"	<b>YPAUE1541FL</b>	393.	501.	587.
	53"	1 1/4"	15"	<b>YPAUE1553FL</b>	429.	551.	809.
	59"	1 1/4"	15"	<b>YPAUE1559FL</b>	442.	569.	869.
	65"	1 1/4"	15"	<b>YPAUE1565FL</b>	453.	606.	954.
	77"	1 1/4"	15"	<b>YPAUE1577FL</b>	489.	686.	1,017.

#### Ordering Information

##### Add Up Screen

1. Patter Number
2. Add Up Material
3. Frame Paint Finish

#### Order Code

##### Add Up Screen

*Example:* **YPAUS1536FL,T,118,118**

<b>YPAU</b>	Antenna Privacy Screen, Add Up
<b>S</b>	Screens
<b>15</b>	Height
<b>36</b>	Width
<b>FL</b>	Frameless
<b>T</b>	PET
<b>118</b>	Bright White Paint

#### Included With

Brackets  
Hardware

#### Options

##### Fully Framed Add Up Screens Finish Options

**PET**  
Slate (PET12SL)  
Pewter (PET12PW)  
Smoke (PET12SM)  
Ochre (PET12OC)  
Cobalt (PET12CB)

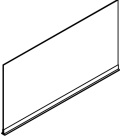
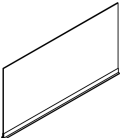
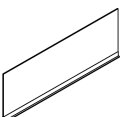
**Acrylic**  
Clear (CLA)

**Corrugated Plastic**  
Clear (CLC)

# Add Up Screens

## Frameless

### For Screens, Telescope and End Screens, 22" High

description	w	d	h	pattern no.	Corrugated		
					Plastic	PET	Acrylic
Frameless Add Ups for Screens, 22" high 	16"	1 1/4"	22"	<b>YPAUS2216FL</b>	\$336.	\$429.	\$429.
	18"	1 1/4"	22"	<b>YPAUS2218FL</b>	343.	442.	453.
	19"	1 1/4"	22"	<b>YPAUS2219FL</b>	349.	453.	465.
	22"	1 1/4"	22"	<b>YPAUS2222FL</b>	355.	478.	478.
	23"	1 1/4"	22"	<b>YPAUS2223FL</b>	361.	489.	489.
	24"	1 1/4"	22"	<b>YPAUS2224FL</b>	367.	501.	501.
	27"	1 1/4"	22"	<b>YPAUS2227FL</b>	373.	515.	538.
	28"	1 1/4"	22"	<b>YPAUS2228FL</b>	380.	527.	551.
	29"	1 1/4"	22"	<b>YPAUS2229FL</b>	385.	538.	563.
	30"	1 1/4"	22"	<b>YPAUS2230FL</b>	393.	551.	587.
	35"	1 1/4"	22"	<b>YPAUS2235FL</b>	399.	582.	637.
	36"	1 1/4"	22"	<b>YPAUS2236FL</b>	404.	595.	686.
	41"	1 1/4"	22"	<b>YPAUS2241FL</b>	411.	637.	760.
	42"	1 1/4"	22"	<b>YPAUS2242FL</b>	416.	650.	827.
	48"	1 1/4"	22"	<b>YPAUS2248FL</b>	429.	703.	949.
	54"	1 1/4"	22"	<b>YPAUS2254FL</b>	442.	741.	1,042.
60"	1 1/4"	22"	<b>YPAUS2260FL</b>	460.	832.	1,114.	
66"	1 1/4"	22"	<b>YPAUS2266FL</b>	478.	869.	1,188.	
72"	1 1/4"	22"	<b>YPAUS2272FL</b>	489.	926.	1,225.	
78"	1 1/4"	22"	<b>YPAUS2278FL</b>	509.	979.	1,262.	
84"	1 1/4"	22"	<b>YPAUS2284FL</b>	527.	1,029.	1,286.	
Frameless Add Ups for Telescope, 22" high 	47"	1 1/4"	22"	<b>YPAUT2247FL</b>	422.	692.	888.
	53"	1 1/4"	22"	<b>YPAUT2253FL</b>	435.	729.	1,005.
	59"	1 1/4"	22"	<b>YPAUT2259FL</b>	453.	809.	1,091.
	65"	1 1/4"	22"	<b>YPAUT2265FL</b>	472.	858.	1,176.
	71"	1 1/4"	22"	<b>YPAUT2271FL</b>	484.	912.	1,213.
	77"	1 1/4"	22"	<b>YPAUT2277FL</b>	501.	967.	1,236.
	83"	1 1/4"	22"	<b>YPAUT2283FL</b>	521.	1,017.	1,274.
Frameless Add Ups for End Screens, 22" high 	41"	1 1/4"	22"	<b>YPAUE2241FL</b>	411.	637.	760.
	53"	1 1/4"	22"	<b>YPAUE2253FL</b>	435.	729.	1,005.
	59"	1 1/4"	22"	<b>YPAUE2259FL</b>	453.	809.	1,091.
	65"	1 1/4"	22"	<b>YPAUE2265FL</b>	472.	858.	1,176.
	77"	1 1/4"	22"	<b>YPAUE2277FL</b>	501.	967.	1,236.

#### Ordering Information

##### Add Up Screen

1. Patter Number
2. Add Up Material
3. Frame Paint Finish

#### Order Code

##### Add Up Screen

*Example:* **YPAUS2236FL,T,118,118**

<b>YPAU</b>	Antenna Privacy Screen, Add Up
<b>S</b>	Screens
<b>22</b>	Height
<b>36</b>	Width
<b>FL</b>	Frameless
<b>T</b>	PET
<b>118</b>	Bright White Paint

#### Included With

Brackets  
Hardware

#### Options

##### Fully Framed Add Up Screens Finish Options

**PET**  
Slate (PET12SL)  
Pewter (PET12PW)  
Smoke (PET12SM)  
Ochre (PET12OC)  
Cobalt (PET12CB)

**Acrylic**  
Clear (CLA)

**Corrugated Plastic**  
Clear (CLC)

# Add Up Screens

## Frameless

### Screen Top Trim

description	w	d	h	pattern no.	Acrylic, Corrugated Plastic (6)
Frameless Add Ups Top Trim	16"	1/4"	5/16"	YPATC16( )	\$43.
	18"	1/4"	5/16"	YPATC18( )	43.
	19"	1/4"	5/16"	YPATC19( )	43.
	22"	1/4"	5/16"	YPATC22( )	46.
	23"	1/4"	5/16"	YPATC23( )	46.
	24"	1/4"	5/16"	YPATC24( )	46.
	27"	1/4"	5/16"	YPATC27( )	46.
	28"	1/4"	5/16"	YPATC28( )	46.
	29"	1/4"	5/16"	YPATC29( )	48.
	30"	1/4"	5/16"	YPATC30( )	48.
	35"	1/4"	5/16"	YPATC35( )	48.
	36"	1/4"	5/16"	YPATC36( )	48.
	41"	1/4"	5/16"	YPATC41( )	48.
	42"	1/4"	5/16"	YPATC42( )	50.
	47"	1/4"	5/16"	YPATC47( )	50.
	48"	1/4"	5/16"	YPATC48( )	50.
	53"	1/4"	5/16"	YPATC53( )	50.
	54"	1/4"	5/16"	YPATC54( )	50.
	59"	1/4"	5/16"	YPATC59( )	50.
	60"	1/4"	5/16"	YPATC60( )	50.
	65"	1/4"	5/16"	YPATC65( )	54.
	66"	1/4"	5/16"	YPATC66( )	54.
	71"	1/4"	5/16"	YPATC71( )	54.
	72"	1/4"	5/16"	YPATC72( )	54.
	77"	1/4"	5/16"	YPATC77( )	54.
	78"	1/4"	5/16"	YPATC78( )	54.
	83"	1/4"	5/16"	YPATC83( )	54.
	84"	1/4"	5/16"	YPATC84( )	54.
	144"	1/4"	5/16"	YPATC144( )	66.

#### Ordering Information

- Add Up Screen**  
 1. Patter Number  
 2. Trim Finish

#### Order Code

**Add Up Screen**  


---

*Example:* **YPATC78,WH**  


---

**YPAT** Antenna Privacy Screen,  
 Add Up Trim  


---

**C** Top Trim  


---

**78** Length  


---

**WH** White  


---

#### Included With

#### Options

**Trim Color:**  
 WH = White  
 BL = Black

# Add Up Screens

## Frameless

### Screen End Trim

description	w	d	h	pattern no.	Acrylic, Corrugated Plastic (6)
Frameless Add Ups Screen	15"	1/4"	5/16"	YPATV15F()	\$43.
End Trim	22"	1/4"	5/16"	YPATV22F()	46.

#### Ordering Information

##### Add Up Screen

1. Patter Number
2. Trim Finish

#### Order Code

##### Add Up Screen

*Example:* YPATV15F,WH

**YPAT** Antenna Privacy Screen,  
Add Up Trim

**V** Vertical Trim

**15** Length

**F** Full Length

**WH** White

#### Included With

#### Options

**Trim Color:**  
WH = White  
BL = Black

# Add Up Screens

## Frameless

### Joining Trim

description	type	w	d	h	pattern no.	list
Frameless Add Ups Trim only Joining Trim, for Acrylic or Corrugated Plastic	Full length	15"	1/4"	5/16"	<b>YPATHF156</b>	\$55.
	Full length	22"	1/4"	5/16"	<b>YPATHF226</b>	55.
	Shortened	14 3/4"	1/4"	5/16"	<b>YPATHS156</b>	55.
	Shortened	21 3/4"	1/4"	5/16"	<b>YPATHS226</b>	55.
Frameless Add Ups Trim only Joining Trim, for PET	Full length	15"	1/2"	5/16"	<b>YPATHF1512</b>	55.
	Full length	22"	1/2"	5/16"	<b>YPATHF2212</b>	55.
	Shortened	14 3/4"	1/2"	5/16"	<b>YPATHS1512</b>	55.
	Shortened	21 3/4"	1/2"	5/16"	<b>YPATHS2212</b>	55.

#### Ordering Information

##### Add Up Screen

1. Patter Number
2. Trim Paint Finish

#### Order Code

##### Add Up Screen

*Example:* **YPATHF156,118T**

**YPAT** Antenna Private Screen,  
Add Up

**H** Joining Trim

**F** Full Length

**15** Height

**6** Acrylic




#### Included With



# Add Up Screens

## Frameless

### Hardware Kits

description	type	w	d	h	pattern no.	list
Frameless Hardware Kit, Stand Alone Screen 	Acrylic or Corrugated Plastic				<b>YPAHS6</b>	\$44.
	PET				<b>YPAHS12</b>	44.
Frameless Hardware Kit, Intermediate Screen 	Acrylic or Corrugated Plastic	15"			<b>YPAHI6</b>	22.
	PET	15"			<b>YPAHI12</b>	22.
Frameless Hardware Kit, End Screen 	Acrylic or Corrugated Plastic	15"			<b>YPAHE6</b>	24.
	PET	15"			<b>YPAHE12</b>	24.

#### Ordering Information

##### Add Up Screen

1. Patter Number
2. Trim Paint Finish

#### Order Code

##### Add Up Screen

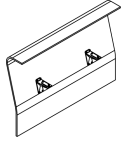
*Example:* **YPAHS6**

<b>YPA</b>	Antenna Private Screen
<b>H</b>	Hardware Kit
<b>S</b>	Stand Alone
<b>6</b>	Acrylic

#### Included With

S Screens  
*Laminate*  
*For 42" High Horizon*

description	type	w	d	h	pattern no.	Laminate (L)
S Screen	For Attachment to Desk	48"	7 1/2"	32"	<b>YPSS3248( )</b>	\$1,819.



**Ordering Information**

**S Screens**

1. Pattern Number
2. Surface Finish
3. Bracket Paint Finish

**Order Code**

**S Screens**

*Example:* **YPSS3248L**

<b>YPS</b>	Screen
<b>S</b>	S Shape
<b>32</b>	Height
<b>48</b>	Width
<b>L</b>	Laminate
<b>118</b>	Bright White Laminate
<b>118T</b>	Bright White Paint

**Included With**

**S Screens**

Attachment brackets  
 Hardware

**S Screen**

**Material Finish Options:**  
 (L) = Laminate

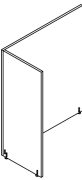
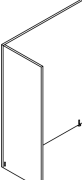
**S Screens are available in the following finishes:**

- (118) Bright White Laminate
- (114) Folkstone Grey Laminate

# Floorstanding Desk Screens

## Laminate and Veneer L-Screens

### 42" and 49" High

description	type	w	d	h	pattern no.	list	Laminate (L)	V1 (V)	V2 (V)	V3 (V)
 <p>42" High L Screens</p>	Left End of Desk	36"	12"	42"	<b>YSFSL423612( )</b>	n/a	\$815.	\$1,465.	\$1,685.	\$2,276.
	Right End of Desk	36"	12"	42"	<b>YSFSR423612( )</b>	n/a	815.	1,465.	1,685.	2,276.
	Left End of Desk	36"	18"	42"	<b>YSFSL423618( )</b>	n/a	815.	1,465.	1,685.	2,276.
	Right End of Desk	36"	18"	42"	<b>YSFSR423618( )</b>	n/a	815.	1,465.	1,685.	2,276.
	Left End of Desk	48"	12"	42"	<b>YSFSL424812( )</b>	n/a	978.	1,760.	2,023.	2,732.
	Right End of Desk	48"	12"	42"	<b>YSFSR424812( )</b>	n/a	978.	1,760.	2,023.	2,732.
	Left End of Desk	48"	18"	42"	<b>YSFSL424818( )</b>	n/a	978.	1,760.	2,023.	2,732.
	Right End of Desk	48"	18"	42"	<b>YSFSR424818( )</b>	n/a	978.	1,760.	2,023.	2,732.
	<i>Left Shown</i>									
 <p>49" High L Screens</p>	Left End of Desk	36"	12"	49"	<b>YSFSL493612( )</b>	n/a	978.	1,760.	2,023.	2,732.
	Right End of Desk	36"	12"	49"	<b>YSFSR493612( )</b>	n/a	978.	1,760.	2,023.	2,732.
	Left End of Desk	36"	18"	49"	<b>YSFSL493618( )</b>	n/a	978.	1,760.	2,023.	2,732.
	Right End of Desk	36"	18"	49"	<b>YSFSR493618( )</b>	n/a	978.	1,760.	2,023.	2,732.
	Left End of Desk	48"	12"	49"	<b>YSFSL494812( )</b>	n/a	1,174.	2,117.	2,437.	3,289.
	Right End of Desk	48"	12"	49"	<b>YSFSR494812( )</b>	n/a	1,174.	2,117.	2,437.	3,289.
	Left End of Desk	48"	18"	49"	<b>YSFSL494818( )</b>	n/a	1,174.	2,117.	2,437.	3,289.
	Right End of Desk	48"	18"	49"	<b>YSFSR494818( )</b>	n/a	1,174.	2,117.	2,437.	3,289.
	<i>Left Shown</i>									
L Screen Corner Bracket	For L Screen Applications with Pedestals				<b>YSFSB</b>	52.	n/a	n/a	n/a	n/a

#### Ordering Information

- L Screen**
1. Pattern Number
  2. Vertical Surface Finish
  3. Bracket Paint Finish

#### Order Code

<b>L Screens</b>	
<i>Example:</i>	<b>YSFSL423618L, 118, 118T</b>
<b>YSFS</b>	L Screen
<b>L</b>	Left Hand
<b>42</b>	Height
<b>36</b>	Width
<b>18</b>	Depth
<b>L</b>	Laminate
<b>118</b>	Bright White Laminate
<b>118T</b>	Bright White Paint

#### Included With

**Floorstanding Screens**  
Brackets  
Hardware

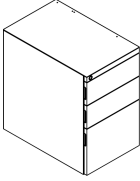
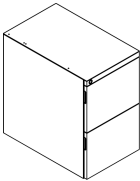
#### Options

**Floorstanding Screens Finish Options:**  
(L)=Laminate  
(V)=Veneer

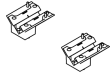
# Pedestals

## Floorstanding

### 18", 24" and 30" Deep

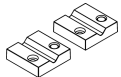
description	type	w	d	h	pattern no.	list	Painted Fronts (P)	Laminate Fronts (L)	V1 Fronts (V)	V2 Fronts (V)	V3 Fronts (V)
	For Left 18" Deep Desk Mount	15"	17 1/2"	25"	<b>YSFBBF18L( )L</b>	\$0.	\$2,020.	\$2,174.	\$2,287.	\$2,355.	\$2,558.
	For Left 24" Deep Desk Mount	15"	23 1/2"	25"	<b>YSFBBF24L( )L</b>	0.	2,192.	2,273.	2,384.	2,452.	2,664.
	For Left 30" Deep Desk Mount	15"	29 1/2"	25"	<b>YSFBBF30L( )L</b>	0.	2,235.	2,317.	2,430.	2,496.	2,712.
	For Right 18" Deep Desk Mount	15"	17 1/2"	25"	<b>YSFBBF18R( )L</b>	0.	2,020.	2,174.	2,287.	2,355.	2,558.
	For Right 24" Deep Desk Mount	15"	23 1/2"	25"	<b>YSFBBF24R( )L</b>	0.	2,192.	2,273.	2,384.	2,452.	2,664.
	For Right 30" Deep Desk Mount	15"	29 1/2"	25"	<b>YSFBBF30R( )L</b>	0.	2,235.	2,317.	2,430.	2,496.	2,712.
	No holes on top 18" Deep	15"	17 1/2"	25"	<b>YSFBBF18N( )L</b>	0.	2,020.	2,174.	2,287.	2,355.	2,558.
	No holes on top 24" Deep	15"	23 1/2"	25"	<b>YSFBBF24N( )L</b>	0.	2,192.	2,273.	2,384.	2,452.	2,664.
	No holes on top 30" Deep	15"	29 1/2"	25"	<b>YSFBBF30N( )L</b>	0.	2,235.	2,317.	2,430.	2,496.	2,712.
	For Left 18" Deep Desk Mount	15"	17 1/2"	25"	<b>YSFFF18L( )L</b>	0.	1,730.	1,904.	1,987.	2,099.	2,303.
	For Left 24" Deep Desk Mount	15"	23 1/2"	25"	<b>YSFFF24L( )L</b>	0.	1,872.	1,981.	2,075.	2,194.	2,401.
	For Left 30" Deep Desk Mount	15"	29 1/2"	25"	<b>YSFFF30L( )L</b>	0.	1,918.	2,026.	2,375.	2,430.	2,532.
	For Right 18" Deep Desk Mount	15"	17 1/2"	25"	<b>YSFFF18R( )L</b>	0.	1,730.	1,904.	1,987.	2,099.	2,303.
	For Right 24" Deep Desk Mount	15"	23 1/2"	25"	<b>YSFFF24R( )L</b>	0.	1,872.	1,981.	2,075.	2,194.	2,401.
	For Right 30" Deep Desk Mount	15"	29 1/2"	25"	<b>YSFFF30R( )L</b>	0.	1,918.	2,026.	2,375.	2,430.	2,532.
	No holes on top 18" Deep	15"	17 1/2"	25"	<b>YSFFF18N( )L</b>	0.	1,730.	1,904.	1,987.	2,099.	2,303.
	No holes on top 24" Deep	15"	23 1/2"	25"	<b>YSFFF24N( )L</b>	0.	1,872.	1,981.	2,075.	2,194.	2,401.
	No holes on top 30" Deep	15"	29 1/2"	25"	<b>YSFFF30N( )L</b>	0.	1,918.	2,026.	2,375.	2,430.	2,532.
Floorstanding Pedestal Ballast/ Counterweight	For 18" or 30" Deep Pedestal				<b>YSFB18</b>	201.	0.	0.	0.	0.	0.
	For 24" Deep Pedestal				<b>YSFB24</b>	315.	0.	0.	0.	0.	0.

Pedestal Desk Support Adapters (pair)	For use with 25" High Pedestal	4"	3"	3"	<b>YBATE25</b>	144.	0.	0.	0.	0.	0.
---------------------------------------	--------------------------------	----	----	----	----------------	------	----	----	----	----	----



(YBATE25 shown)

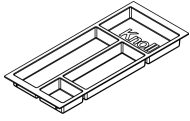
Pedestal Positioning Brackets	Includes 2 brackets and hardware				<b>YSFA</b>	21.	0.	0.	0.	0.	0.
-------------------------------	----------------------------------	--	--	--	-------------	-----	----	----	----	----	----



Ordering Information	Order Code	Included With	Options
<b>Floorstanding Pedestal</b> 1. Pattern Number 2. Case Finish 3. Front Finish 4. Pull Type 5. Pull Finish	<b>Floorstanding Pedestal</b> <i>Example:</i> YSFBBF24LPL, 118T, 118T, E, 118T <b>YFBBF</b> Box/Box/File Pedestal <b>24</b> Depth <b>L</b> Left Mount <b>P</b> Painted Front <b>L</b> Lock <b>118T</b> Bright White Case <b>118T</b> Bright White Front <b>E</b> Edge Pull <b>118T</b> Bright White Pull	<b>Floorstanding Pedestal</b> Glides File Rails (24" and 30" Deep Only) Desk adapter brackets and pencil trays sold separately. <b>Pedestal Desk Support Adapters</b> Hardware <b>Lock Options:</b> To specify a floorstanding pedestal without a lock, replace the "L" suffix in the pattern number with an "N".	<b>Floorstanding</b> <b>Drawer Front Finish Options:</b> (P)=Painted (L)=Laminate (V)=Veneer <b>Drawer Front Pull Options:</b> (E)=Edge Pull (I)=Insert Pull (O)=Loop Pull Add \$40 to the list price when a pull is specified with a painted finish. See planning guide page for drawer pull finish options.

Pedestals  
*Floorstanding*  
*18", 24" and 30" Deep*

description	type	w	d	h	pattern no.	list
Pencil Tray	Black Finish	13 1/4"	5 7/8"	7/8"	<b>YAPTN</b>	\$63.
	Clear Finish	13 1/4"	5 7/8"	7/8"	<b>YAPTC</b>	72.



**Ordering Information**

**Floorstanding Pedestal**

1. Pattern Number
2. Case Finish
3. Front Finish
4. Pull Type
5. Pull Finish

**Pedestal Desk Support Adapters**

1. Pattern Number
2. Paint Finish

**Order Code**

**Floorstanding Pedestal**

*Example:* YSFBBF24LPL, 118T, 118T, E, 118T

**YPFBBF** Box/Box/File Pedestal

**24** Depth

**L** Left Mount

**P** Painted Front

**L** Lock

**118T** Bright White Case

**118T** Bright White Front

**E** Edge Pull

**118T** Bright White Pull

**Included With**

**Floorstanding Pedestal**

Glides  
 File Rails  
 (24" and 30" Deep Only)

Desk adapter brackets and pencil trays sold separately.

**Pedestal Desk Support Adapters**  
 Hardware

**Lock Options:**

To specify a floorstanding pedestal without a lock, replace the "L" suffix in the pattern number with an "N".

**Options**

**Floorstanding**

**Drawer Front Finish Options:**

(P)=Painted  
 (L)=Laminate  
 (V)=Veneer

**Drawer Front Pull Options:**

(E)=Edge Pull  
 (I)=Insert Pull  
 (O)=Loop Pull

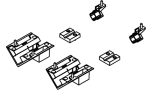
Add \$40 to the list price when a pull is specified with a painted finish.

See planning guide page for drawer pull finish options.

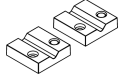
# Pedestals

## *Floorstanding and Freestanding Double Wide Pedestal Accessories*

description	type	w	d	h	pattern no.	list
Double Wide Pedestal Desk Support Adapters (pair)	For use with Double Wide Pedestal	4"	3"	3"	<b>YBAW25</b>	\$189.



Pedestal Positioning Brackets	Includes 2 brackets and hardware				<b>YSFA</b>	21.
-------------------------------	----------------------------------	--	--	--	-------------	-----



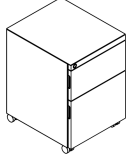
Ordering Information	Order Code	Included With	Options
<b>Floorstanding Pedestal</b> 1. Pattern Number 2. Case Finish 3. Front Finish 4. Pull Type 5. Pull Finish  <b>Double Wide Pedestal Desk Support Adapters</b> 1. Pattern Number 2. Paint Finish	<b>Floorstanding Pedestal</b>  <i>Example:</i> YSFWFF3018PL, 118T, 118T, E, 118T  <b>YSFWFF</b> File/File Double Wide Pedestal  <b>30</b> Width <b>18</b> Top Depth <b>P</b> Painted Front <b>L</b> Lock <b>118T</b> Bright White Case <b>118T</b> Bright White Front <b>E</b> Edge Pull <b>118T</b> Bright White Pull	<b>Floorstanding Pedestal</b> Glides File Rails  Desk adapter brackets and pencil trays sold separately.  <b>Double Wide Pedestal Desk Support Adapters</b> Hardware  <b>Lock Options:</b> To specify a floorstanding pedestal without a lock, replace the "L" suffix in the pattern number with an "N".	<b>Floorstanding</b>  <b>Drawer Front Finish Options:</b> (P)=Painted (L)=Laminate (V)=Veneer  <b>Drawer Front Pull Options:</b> (E)=Edge Pull (I)=Insert Pull (O)=Loop Pull  Add \$40 to the list price when a pull is specified with a painted finish.  See planning guide page for drawer pull finish options.

# Pedestals

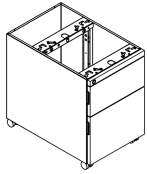
## Mobile

### 18" and 24" Deep

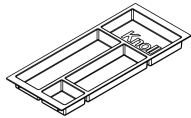
description	type	w	d	h	pattern no.	list	Painted Fronts (P)	Laminate Fronts (L)	V1 Fronts (V)	V2 Fronts (V)	V3 Fronts (V)
Mobile Personal/File Pedestals, Full Top	18" Deep Pedestal	15"	18"	22"	<b>YSMPDF18( )L</b>	\$0.	\$1,702.	\$1,899.	\$2,010.	\$2,149.	\$2,236.
	24" Deep Pedestal	15"	24"	22"	<b>YSMPDF24( )L</b>	0.	1,931.	1,981.	2,308.	2,450.	2,542.



Mobile Personal/File Pedestals, Open Top for Seat Pad	18" Deep Pedestal	15"	18"	22"	<b>YSMOPDF18( )L</b>	0.	1,615.	1,809.	1,955.	2,092.	2,179.
	24" Deep Pedestal	15"	24"	22"	<b>YSMOPDF24( )L</b>	0.	1,818.	1,869.	2,239.	2,378.	2,473.



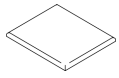
Pencil Tray		w	d	h	pattern no.	list	Painted Fronts (P)	Laminate Fronts (L)	V1 Fronts (V)	V2 Fronts (V)	V3 Fronts (V)
Black Finish		13 1/4"	5 7/8"	7/8"	<b>YAPT</b>	63.	0.	0.	0.	0.	0.
Clear Finish		13 1/4"	5 7/8"	7/8"	<b>YAPTC</b>	72.	0.	0.	0.	0.	0.



Ordering Information	Order Code	Included With	Options
<b>Mobile Pedestal</b> 1. Pattern Number 2. Case Finish 3. Front Finish 4. Pull Type 5. Pull Finish	<b>Mobile Pedestal</b>  <i>Example:</i> YSMPDF18PL, 118T, 118T, E, 118T  <b>YSMPDF</b> Personal/File Pedestal <b>18</b> Depth <b>P</b> Painted Front <b>L</b> Lock <b>118T</b> Bright White Painted Case <b>118T</b> Bright White Painted Front <b>E</b> Edge Pull <b>118T</b> Bright White Painted Pull	<b>Mobile Pedestal</b> (5) Casters File Rails (24" and 30" Deep Only)  Specify seat pad for open top mobile pedestal separately.  Pencil trays sold separately.	<b>Mobile Pedestal</b>  <b>Drawer Front Finish Options:</b> (P)=Painted (L)=Laminate (V)=Veneer  <b>Drawer Front Pull Options:</b> (E)=Edge Pull (I)=Insert Pull (O)=Loop Pull  Add \$40 to the list price when a pull is specified with a painted finish.  See planning guide page for drawer pull finish options.  <b>Lock Options:</b> To specify a floorstanding pedestal without a lock, replace the "L" suffix in the pattern number with an "N".

Pedestals  
*Seat Cushions*  
*18" and 24" Deep*

description	type	w	d	h	pattern no.	A	B	C	D	E	F	G	H	I
Seat Cushions	For 18" Deep Mobile Pedestal	15"	17"	1"	<b>YSSPAD</b>	\$306.	\$354.	\$403.	\$422.	\$449.	\$496.	\$543.	\$616.	\$638.
	For 24" Deep Mobile Pedestal	15"	23"	1"	<b>YSDPAD</b>	379.	422.	496.	519.	566.	616.	682.	753.	783.



**Ordering Information**

**Seat Cushions**

1. Pattern Number
2. Fabric Finish

**Order Code**

**Seat Cushions**

*Example:* **YSSPAD, W1077**

**YS** Storage

**S** 18" Deep

**PAD** Cushion

**W1077** Element

**Included With**

**Seat Cushions**

**Options**

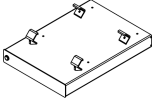
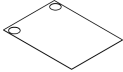
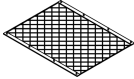
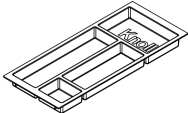
**Seat Cushions**

For CAL133 backing on the cushion, add \$81 to the list price.



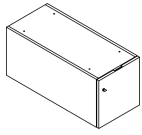
# Laptop Drawer

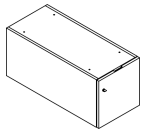
## 15" Wide

description	type	w	d	h	pattern no.	list
	For Use With 24" or 27" Deep Desk or Big Table	15"	21"	3 1/2"	<b>YSAD21</b>	\$1,448.
	For Use With 30" Deep Desk or Big Table	15"	27"	3 1/2"	<b>YSAD27</b>	1,515.
	For Use With 36" Deep Desk or Big Table	15"	30"	3 1/2"	<b>YSAD30</b>	1,766.
Drawer Pad (with grommet shown) 	For Use With a Laptop Drawer w/o a Grommet				<b>YSADPADN</b>	128.
	For Use With a Laptop Drawer With a Grommet				<b>YSADPADG</b>	128.
Cable Net 	For Use With 21" Deep Laptop Drawer				<b>YSAD21NET</b>	68.
	For Use With 27" D or 30"D Laptop Drawer				<b>YSAD27NET</b>	84.
Pencil Tray 	Black Finish	13 1/4"	5 7/8"	7/8"	<b>YAPTN</b>	63.
	Clear Finish	13 1/4"	5 7/8"	7/8"	<b>YAPTC</b>	72.

Ordering Information	Order Code	Included With	Options
<b>Laptop Drawer</b> 1. Pattern Number 2. Paint Finish  <b>Drawer Pad/Cable Net</b> 1. Pattern Number	<b>Laptop Drawer</b> <hr/> <i>Example:</i> <b>YSAD21, 118T</b> <hr/> <b>YS</b> Storage <hr/> <b>AD</b> Drawer <hr/> <b>21</b> Depth <hr/> <b>118T</b> Bright White Paint <hr/> <b>Drawer Pad</b> <hr/> <i>Example:</i> <b>YSADPADG</b> <hr/> <b>YS</b> Storage <hr/> <b>AD</b> Drawer <hr/> <b>PAD</b> Pad <hr/> <b>G</b> With Grommet	<b>Laptop Drawer</b> Brackets Hardware  Drawer pad, cable net and pencil tray are specified separately from laptop drawer.	<b>Laptop Drawer</b>  Laptop drawers have grommets in the bottom of the drawer and are always locking.

# Suspended Storage Laminate Wood File 15" Wide

description	type	w	d	h	pattern no.	All Same	Different	Different	Laminate Case w/ V1 Front (M)	Laminate Case w/ V2 Front (M)	Laminate Case w/ V3 Front (M)
						Laminate (Core Lam.) (L)	Laminate Interior/Front (Core Lam.) (L)	Laminate Case/ Interior/Front (Accent Lam.) (L)			
 Suspended Laminate Wood Files For Use With Desks	For 24" Deep Top	15"	21"	15"	<b>YSSPF21( )L</b>	\$2,224.	n/a	n/a	\$2,448.	\$2,559.	\$2,670.
	For 27" Deep Top	15"	24"	15"	<b>YSSPF24( )L</b>	2,312.	2,544.	3,001.	2,544.	2,658.	2,771.
	For 30" Deep Top	15"	27"	15"	<b>YSSPF27( )L</b>	2,394.	2,632.	3,116.	2,632.	2,755.	2,875.
	For 36" Deep Top	15"	33"	15"	<b>YSSPF33( )L</b>	2,483.	2,730.	3,227.	2,730.	2,854.	2,975.

 Suspended Laminate Wood Files For Use With Big Tables	For 24" Deep Top	15"	21"	15"	<b>YSSPF21( )L</b>	2,224.	n/a	n/a	2,448.	2,559.	2,670.
	For 27" Deep Top	15"	24"	15"	<b>YSSPF24B( )L</b>	2,312.	2,544.	3,001.	2,544.	2,658.	2,771.
	For 30" Deep Top	15"	27"	15"	<b>YSSPF27B( )L</b>	2,394.	2,632.	3,116.	2,632.	2,755.	2,875.
	For 36" Deep Top	15"	33"	15"	<b>YSSPF33B( )L</b>	2,483.	2,730.	3,227.	2,730.	2,854.	2,975.

## Ordering Information

### Suspended Wood File

1. Pattern Number
2. Exterior Case Finish
3. Interior Case Finish (Laminate only)
4. Drawer Front Finish
5. Pull Type
6. Pull Finish
7. Bracket Paint Finish

## Order Code

### Suspended Wood File

*Example:* **YSSPF24LL, 118, 118, 118, E, 118T, 118T**

<b>YSSPF</b>	Suspended Wood File
<b>24</b>	Depth
<b>L</b>	Laminate
<b>L</b>	Lock
<b>118</b>	Bright White Laminate Exterior
<b>118</b>	Bright White Laminate Interior
<b>118</b>	Bright White Laminate Front
<b>E</b>	Edge Pull
<b>118T</b>	Bright White Painted Pull
<b>118T</b>	Bright White Painted Brackets

## Included With

### Suspended Wood File

Brackets  
Hardware

## Options

### Suspended Wood File

#### Case and Front Finish Options:

(L) = All the same laminate or different laminates for the exterior case, interior case and/or drawer front  
(M) = Laminate case with a veneer front

#### Drawer Front Pull Options:

(E) = Edge Pull  
(I) = Insert Pull  
(O) = Loop Pull

See planning guide page for drawer pull finish options.

#### Lock Options:

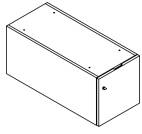
To specify a suspended wood file cabinet without a lock, replace the "L" suffix in the pattern number with an "N".

# Suspended Storage

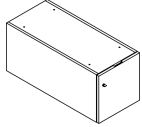
## Veneer Wood File

### 15" Wide

description	type	w	d	h	pattern no.	All V1	All V2	All V3
Suspended Veneer Wood Files For Use With Desks	For 24" Deep Top	15"	21"	15"	<b>YSSPF21VL</b>	\$3,337.	\$3,841.	\$4,986.
	For 27" Deep Top	15"	24"	15"	<b>YSSPF24VL</b>	3,467.	3,985.	5,181.
	For 30" Deep Top	15"	27"	15"	<b>YSSPF27VL</b>	3,592.	4,130.	5,373.
	For 36" Deep Top	15"	33"	15"	<b>YSSPF33VL</b>	3,634.	4,182.	5,434.



Suspended Veneer Wood Files For Use With Big Tables	For 24" Deep Top	15"	21"	15"	<b>YSSPF21BVL</b>	3,337.	3,841.	4,986.
	For 27" Deep Top	15"	24"	15"	<b>YSSPF24BVL</b>	3,467.	3,985.	5,181.
	For 30" Deep Top	15"	27"	15"	<b>YSSPF27BVL</b>	3,592.	4,130.	5,373.
	For 36" Deep Top	15"	33"	15"	<b>YSSPF33BVL</b>	3,634.	4,182.	5,434.



#### Ordering Information

##### Suspended Wood File

1. Pattern Number
2. Case and Drawer Front Finish
3. Pull Type
4. Pull Finish
5. Bracket Paint Finish

#### Order Code

##### Suspended Wood File

*Example:* **YSSPF24VL, Y316, E, 118T, 118T**

<b>YSSPF</b>	Suspended Wood File
<b>24</b>	Depth
<b>V</b>	Veneer
<b>L</b>	Lock
<b>Y316</b>	Maple Veneer
<b>E</b>	Edge Pull
<b>118T</b>	Bright White Painted Pull
<b>118T</b>	Bright White Painted Brackets

#### Included With

**Suspended Wood File**  
Brackets  
Hardware

#### Options

##### Suspended Wood File

##### Drawer Front Pull Options:

(E) = Edge Pull  
(I) = Insert Pull  
(O) = Loop Pull

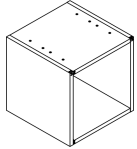
See planning guide page for drawer pull finish options.

##### Lock Options:

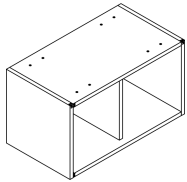
To specify a suspended wood file cabinet without a lock, replace the "L" suffix in the pattern number with an "N".

# Suspended Storage Laminate Open Cabinets 15" Wide

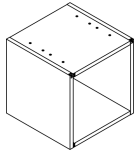
description	type	w	d	h	pattern no.	All Same Laminates (Core Lam.)	Different Laminate Case/Interior (Core Lam.)	Different Laminate Case/Interior (Accent Lam.)
Suspended Laminate Open Cabinets with Front and Back Access For Use With Desks	For 18" Deep Top	15"	15"	15"	<b>YSSOF15L</b>	\$1,539.	\$1,695.	\$2,003.
	For 24" Deep Top	15"	21"	15"	<b>YSSOF21L</b>	1,711.	1,883.	2,224.
	For 27" Deep Top	15"	24"	15"	<b>YSSOF24L</b>	1,797.	1,976.	2,333.
	For 30" Deep Top	15"	27"	15"	<b>YSSOF27L</b>	1,883.	2,070.	2,448.
	For 36" Deep Top	15"	33"	15"	<b>YSSOF33L</b>	2,050.	2,257.	2,670.



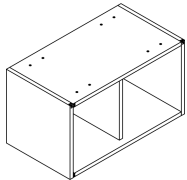
Suspended Laminate Open Cabinets with Side Access For Use With Desks	For 24" Deep Top	15"	21"	15"	<b>YSSOS21L</b>	1,711.	1,883.	2,224.
	For 27" Deep Top	15"	24"	15"	<b>YSSOS24L</b>	1,797.	1,976.	2,333.
	For 30" Deep Top	15"	27"	15"	<b>YSSOS27L</b>	1,883.	2,070.	2,448.



Suspended Laminate Open Cabinets with Front and Back Access For Use With Big Tables	For 18" Deep Top	15"	15"	15"	<b>YSSOF15L</b>	1,539.	1,695.	2,003.
	For 24" Deep Top	15"	21"	15"	<b>YSSOF21L</b>	1,711.	1,883.	2,224.
	For 27" Deep Top	15"	24"	15"	<b>YSSOF24BL</b>	1,797.	1,976.	2,333.
	For 30" Deep Top	15"	27"	15"	<b>YSSOF27BL</b>	1,883.	2,070.	2,448.
	For 36" Deep Top	15"	33"	15"	<b>YSSOF33BL</b>	2,050.	2,257.	2,670.



Suspended Laminate Open Cabinets with Side Access For Use With Big Tables	For 24" Deep Top	15"	21"	15"	<b>YSSOS21L</b>	1,711.	1,883.	2,224.
	For 27" Deep Top	15"	24"	15"	<b>YSSOS24BL</b>	1,797.	1,976.	2,333.
	For 30" Deep Top	15"	27"	15"	<b>YSSOS27BL</b>	1,883.	2,070.	2,448.



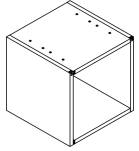
Ordering Information	Order Code	Included With	Options
<b>Suspended Open Cabinet</b>	<b>Suspended Open Cabinet</b>	<b>Suspended Open Cabinet</b>	<b>Suspended Open Cabinet</b>
1. Pattern Number	<i>Example:</i> <b>YSSOF24L, 118, 118, 118T</b>	Brackets	
2. Exterior Case Finish	<b>YSSOF</b> Suspended Open Cabinet	Hardware	
3. Interior Case Finish (Laminate only)	<b>L</b> Laminate Case		
4. Bracket Paint Finish	<b>118</b> Bright White Exterior		
	<b>118</b> Bright White Interior		
	<b>118T</b> Bright White Brackets		

# Suspended Storage

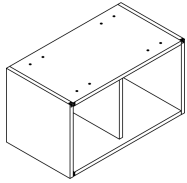
## Veneer Open Cabinets

### 15" Wide

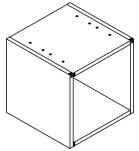
description	type	w	d	h	pattern no.	All V1	All V2	All V3
Suspended Veneer Open Cabinets with Front and Back Access For Use With Desks	For 18" Deep Top	15"	15"	15"	<b>YSSOF15V</b>	\$2,085.	\$2,394.	\$3,116.
	For 24" Deep Top	15"	21"	15"	<b>YSSOF21V</b>	2,382.	2,738.	3,559.
	For 27" Deep Top	15"	24"	15"	<b>YSSOF24V</b>	2,453.	2,825.	3,671.
	For 30" Deep Top	15"	27"	15"	<b>YSSOF27V</b>	2,528.	2,909.	3,783.
	For 36" Deep Top	15"	33"	15"	<b>YSSOF33V</b>	2,678.	3,080.	4,003.



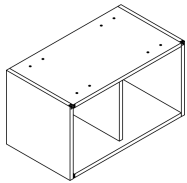
Suspended Veneer Open Cabinets with Side Access For Use With Desks	For 24" Deep Top	15"	21"	15"	<b>YSSOS21V</b>	2,382.	2,738.	3,559.
	For 27" Deep Top	15"	24"	15"	<b>YSSOS24V</b>	2,453.	2,825.	3,671.
	For 30" Deep Top	15"	27"	15"	<b>YSSOS27V</b>	2,528.	2,909.	3,783.



Suspended Veneer Open Cabinets with Front and Back Access For Use With Big Tables	For 18" Deep Top	15"	15"	15"	<b>YSSOF15V</b>	2,085.	2,394.	3,116.
	For 24" Deep Top	15"	21"	15"	<b>YSSOF21V</b>	2,382.	2,738.	3,559.
	For 27" Deep Top	15"	24"	15"	<b>YSSOF24BV</b>	2,453.	2,825.	3,671.
	For 30" Deep Top	15"	27"	15"	<b>YSSOF27BV</b>	2,528.	2,909.	3,783.
	For 36" Deep Top	15"	33"	15"	<b>YSSOF33BV</b>	2,678.	3,080.	4,003.



Suspended Veneer Open Cabinets with Side Access For Use With Big Tables	For 24" Deep Top	15"	21"	15"	<b>YSSOS21V</b>	2,382.	2,738.	3,559.
	For 27" Deep Top	15"	24"	15"	<b>YSSOS24BV</b>	2,453.	2,825.	3,671.
	For 30" Deep Top	15"	27"	15"	<b>YSSOS27BV</b>	2,528.	2,909.	3,783.





Ordering Information	Order Code	Included With	Options
<b>Suspended Open Cabinet</b>	<b>Suspended Open Cabinet</b>	<b>Suspended Open Cabinet</b>	<b>Suspended Open Cabinet</b>
1. Pattern Number	<i>Example:</i> <b>YSSOF24V, Y316, 118T</b>	Brackets	
2. Exterior Case Finish	<b>YSSOF</b> Suspended Open Cabinet	Hardware	
3. Bracket Paint Finish	<b>V</b> Veneer Case		
	<b>Y316</b> Maple Exterior		
	<b>118T</b> Bright White Painted Brackets		

# Extension Cabinets

## For Desks

### Above and Below Tops

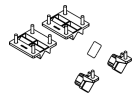
description	type	width	depth	height	pattern number	list	All Same	Different	Different	All V1	All V2	All V3
							Laminate (Core Lam.) (L)	Laminate Case/ Interior (Core Lam.) (L)	Laminate Case/ Interior (Accent Lam.) (L)			
	For 18" Deep Top	15"	18"	14 <sup>3</sup> / <sub>4</sub> "	<b>YSDXOS1815()</b>	\$0.	\$1,629.	\$1,788.	\$2,114.	\$2,228.	\$2,566.	\$3,337.
	For 24" Deep Top	15"	24"	14 <sup>3</sup> / <sub>4</sub> "	<b>YSDXOS2415()</b>	0.	1,711.	1,883.	2,224.	2,382.	2,738.	3,559.
	For 27" Deep Top	15"	27"	14 <sup>3</sup> / <sub>4</sub> "	<b>YSDXOS2715()</b>	0.	1,797.	1,976.	2,333.	2,453.	2,825.	3,663.
	For 30" Deep Top	15"	30"	14 <sup>3</sup> / <sub>4</sub> "	<b>YSDXOS3015()</b>	0.	1,883.	2,070.	2,448.	2,528.	2,909.	3,783.
	For 36" Deep Top	15"	36"	14 <sup>3</sup> / <sub>4</sub> "	<b>YSDXOS3615()</b>	0.	2,050.	2,163.	2,559.	2,678.	3,080.	4,003.

	For 24" Deep Top	15"	24"	15 <sup>1</sup> / <sub>2</sub> "	<b>YSDXSS2415()</b>	0.	1,711.	1,883.	2,224.	2,382.	2,738.	3,559.
	For 27" Deep Top	15"	27"	15 <sup>1</sup> / <sub>2</sub> "	<b>YSDXSS2715()</b>	0.	1,797.	1,976.	2,333.	2,453.	2,825.	3,663.
	For 30" Deep Top	15"	30"	15 <sup>1</sup> / <sub>2</sub> "	<b>YSDXSS3015()</b>	0.	1,883.	2,070.	2,448.	2,528.	2,909.	3,783.
	For 36" Deep Top	15"	36"	15 <sup>1</sup> / <sub>2</sub> "	<b>YSDXSS3615()</b>	0.	2,050.	2,257.	2,670.	2,678.	3,080.	4,003.

Connector Kit for Above Desk Extension Cabinets	2 Brackets				<b>YSDXUP</b>	44.	0.	0.	0.	0.	0.	0.
---	------------	--	--	--	---------------	-----	----	----	----	----	----	----



Connector Kit for Above or Below Desk Extension Cabinets	2 Brackets				<b>YBCDE</b>	69.	0.	0.	0.	0.	0.	0.
--	------------	--	--	--	--------------	-----	----	----	----	----	----	----



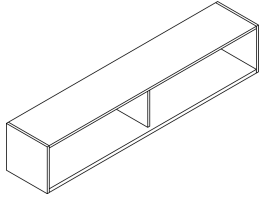
Ordering Information	Order Code	Included With	Options
<b>Extension Cabinets</b> 1. Pattern Number 2. Exterior Case Finish 3. Interior Case Finish (Laminate only)	<b>Extension Cabinets</b> <i>Example:</i> <b>YSDXSS2415L, 118, 118</b> <hr/> <b>YSDXSS</b> Below Desk Extension Cabinets <hr/> <b>24</b> Depth <hr/> <b>15</b> Width <hr/> <b>L</b> Laminate <hr/> <b>118</b> Bright White Laminate <hr/> <b>118</b> Bright White Laminate <hr/> <b>Mounting Brackets</b> <i>Example:</i> <b>YBCDE, 118T</b> <hr/> <b>YBCDE</b> Mounting Brackets <hr/> <b>118T</b> Bright White Paint <hr/>	<b>Extension Cabinets</b> Specify extension cabinet mounting brackets separately.  Specify rails 12" longer than required top when specifying extension cabinets.  <b>Mounting Brackets</b> Hardware	<b>Extension Cabinets</b>  <b>Case Finish Options:</b> (L) = All the same or different laminates for the exterior and interior case (V) = All the same veneer for the exterior and interior case

# Extension Cabinets

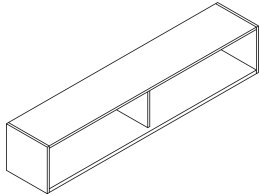
## For Dual Sided Big Tables

### Above and Below Tops

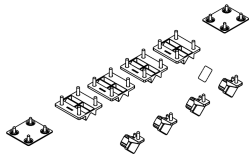
description	type	w	d	h	pattern no.	Paint	All Same	Different	Different	All V1	All V2	All V3
							Laminate (Core Lam.) (L)	Laminate Case/ Interior (Core Lam.) (L)	Laminate Case/ Interior (Accent Lam.) (L)			
Above Big Table Extension Cabinets	For 24" D Big Table	15"	53 1/2"	15"	<b>YSDXOS5315()</b>	n/a	\$2,566.	\$2,825.	\$3,337.	\$3,347.	\$3,851.	\$5,005.
	For 27" D Big Table	15"	59 1/2"	15"	<b>YSDXOS5915()</b>	n/a	2,738.	3,014.	3,559.	3,571.	4,107.	5,339.
	For 30" D Big Table	15"	65 1/2"	15"	<b>YSDXOS6515()</b>	n/a	2,909.	3,198.	3,783.	3,719.	4,275.	5,561.
	For 36" D Big Table	15"	77 1/2"	15"	<b>YSDXOS7715()</b>	n/a	3,167.	3,387.	4,003.	4,165.	4,789.	6,226.



Below Big Table Extension Cabinets	For 24" D Big Table	15"	53 1/2"	15"	<b>YSDXSS5315()</b>	n/a	2,566.	2,825.	3,337.	3,347.	3,851.	5,005.
	For 27" D Big Table	15"	59 1/2"	15"	<b>YSDXSS5915()</b>	n/a	2,738.	3,014.	3,559.	3,571.	4,107.	5,339.
	For 30" D Big Table	15"	65 1/2"	15"	<b>YSDXSS6515()</b>	n/a	2,909.	3,198.	3,783.	3,719.	4,275.	5,561.
	For 36" D Big Table	15"	77 1/2"	15"	<b>YSDXSS7715()</b>	n/a	3,167.	3,480.	4,116.	4,165.	4,789.	6,226.



Connector Kit for Above and Below Big Table Extension Cabinets	4 Brackets				<b>YBTE</b>	156.	n/a	n/a	n/a	n/a	n/a	n/a
--	------------	--	--	--	-------------	------	-----	-----	-----	-----	-----	-----





Ordering Information	Order Code	Included With	Options
<b>Extension Cabinets</b> 1. Pattern Number 2. Exterior Case Finish 3. Interior Case Finish (Laminate only)	<b>Extension Cabinets</b> <i>Example:</i> <b>YSDXSS5915L, 118, 118</b> <b>YSDXSS</b> Below Desk Extension Cabinets <b>59</b> Depth <b>15</b> Width <b>L</b> Laminate <b>118</b> Bright White Laminate <b>118</b> Bright White Laminate	<b>Extension Cabinets</b> Specify extension cabinet mounting brackets separately. Specify rails 12" longer than required top when specifying extension cabinets. <b>Mounting Brackets</b> Hardware	<b>Extension Cabinets</b> <b>Case Finish Options:</b> (L) = All the same or different laminates for the exterior and interior case (V) = All the same veneer for the exterior and interior case
<b>Mounting Brackets</b> 1. Pattern Number 2. Paint Finish	<b>Mounting Brackets</b> <i>Example:</i> <b>YBTE, 118T</b> <b>YBTE</b> Mounting Brackets <b>118T</b> Bright White Paint		

# Extension Cabinets

## *Fabric Inserts*

### *For Desk and Big Table Cabinets*

description	type	w	d	h	pattern no.	grade				
						10	20	30	40	45
Fabric Inserts for Above Desk Extension Cabinets 	For 18" Deep Top	1/2"	16 1/2"	13"	<b>YSDXFB18</b>	\$274.	\$285.	\$293.	\$305.	\$317.
	For 24" Deep Top	1/2"	22 1/2"	13"	<b>YSDXFB24</b>	274.	285.	293.	305.	317.
	For 27" Deep Top	1/2"	25 1/2"	13"	<b>YSDXFB27</b>	274.	285.	293.	305.	317.
	For 30" Deep Top	1/2"	28 1/2"	13"	<b>YSDXFB30</b>	274.	285.	293.	305.	317.
	For 36" Deep Top	1/2"	34 1/2"	13"	<b>YSDXFB36</b>	291.	302.	315.	328.	341.
Fabric Inserts for Above Big Table Extension Cabinets 	For 24" Deep Dual Big Table	1/2"	52"	13"	<b>YSDXFB53</b>	345.	358.	377.	387.	400.
	For 27" Deep Dual Big Table	1/2"	58"	13"	<b>YSDXFB59</b>	345.	358.	377.	387.	400.
	For 30" Deep Dual Big Table	1/2"	64"	13"	<b>YSDXFB65</b>	382.	395.	413.	430.	446.
	For 36" Deep Dual Big Table	1/2"	76"	13"	<b>YSDXFB77</b>	382.	395.	413.	430.	446.

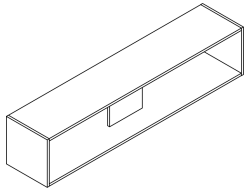
Ordering Information	Order Code	Included With	Options
<b>Fabric Inserts</b> 1. Pattern Number 2. Fabric Finish	<b>Extension Cabinets</b> <hr/> <i>Example:</i> <b>YSDXFB30, W1077</b> <hr/> <b>YSDXFB</b> Fabric Insert <hr/> <b>30</b> Width <hr/> <b>W1077</b> Element	<b>Fabric Inserts</b>	<b>Fabric Inserts</b>

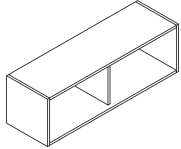


# Stanchion Mounted Wood Storage

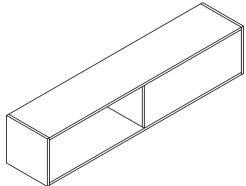
## For Big Table and Fence

### Open Cabinets

description	w	d	h	pattern no.	All Same	Different	Different	V1	V2	V3
					Laminate (Core Lam.) (L)	Laminate Case/ Interior (Core Lam.) (L)	Laminate Case/ Interior (Accent lam.) (L)			
Stanchion Mounted Cabinet, Open Front and Back 	36"	15"	15"	<b>YSUOS3615()</b>	\$1,539.	\$1,695.	\$2,228.	\$2,228.	\$2,566.	\$3,337.
	42"	15"	15"	<b>YSUOS4215()</b>	1,629.	1,788.	2,307.	2,307.	2,653.	3,446.
	48"	15"	15"	<b>YSUOS4815()</b>	1,711.	1,883.	2,382.	2,382.	2,738.	3,559.
	60"	15"	15"	<b>YSUOS6015()</b>	2,140.	2,351.	2,974.	2,974.	3,422.	3,932.
	72"	15"	15"	<b>YSUOS7215()</b>	2,312.	2,544.	3,198.	3,198.	3,679.	4,783.

Stanchion Mounted Cabinet, Open Front and Enclosed Back 	36"	15"	15"	<b>YSUES3615()</b>	1,797.	1,976.	2,453.	2,453.	2,825.	3,671.
	48"	15"	15"	<b>YSUES4815()</b>	2,050.	2,257.	2,829.	2,829.	3,250.	4,224.

(48" wide cabinet with septum shown)

Stanchion Mounted Shared Cabinet, Open Front and Enclosed Back Opening on Left 	36"	15"	15"	<b>YSUSNDL3615()</b>	2,050.	2,257.	3,169.	3,169.	3,643.	4,732.
	42"	15"	15"	<b>YSUSNDL4215()</b>	2,095.	2,307.	3,241.	3,241.	3,724.	4,841.
	48"	15"	15"	<b>YSUSNDL4815()</b>	2,140.	2,351.	3,310.	3,310.	3,807.	4,946.
	60"	15"	15"	<b>YSUSNDL6015()</b>	2,224.	2,445.	3,517.	3,517.	4,040.	5,254.
	72"	15"	15"	<b>YSUSNDL7215()</b>	2,394.	2,634.	3,658.	3,658.	4,206.	5,468.

#### Ordering Information

##### Stanchion Mounted Cabinets

1. Pattern Number
2. Exterior Case Finish
3. Interior Case Finish (Laminate only)

#### Order Code

##### Stanchion Mounted Cabinets

*Example:* **YSUOS6015L, 118, 118**

<b>YSUOS</b>	Stanchion Mounted Cabinets
<b>60</b>	Width
<b>15</b>	Depth
<b>L</b>	Laminate
<b>118</b>	Bright White Laminate
<b>118</b>	Bright White Laminate

#### Included With

##### Stanchion Mounted Cabinets

Specify stanchion brackets for attachment to big table and fence separately

#### Options

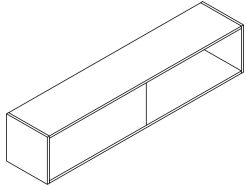
##### Stanchion Mounted Cabinets

#### Case Finish Options:

(L) = All the same or different laminates for the exterior and interior case  
 (V) = All the same veneer for the exterior and interior case

Stanchion Mounted Wood Storage  
*For Big Table and Fence*  
*Open Cabinets*

description	w	d	h	pattern no.	All Same	Different	Different	V1	V2	V3
					Laminate (Core Lam.) (L)	Laminate Case/ Interior (Core Lam.) (L)	Laminate Case/ Interior (Accent lam.) (L)			
Stanchion Mounted Shared Cabinet, Open Front and Enclosed Back Opening on Right	36"	15"	15"	<b>YSUSNDR3615()</b>	\$2,050.	\$2,257.	\$3,169.	\$3,169.	\$3,643.	\$4,732.
	42"	15"	15"	<b>YSUSNDR4215()</b>	2,095.	2,307.	3,241.	3,241.	3,724.	4,841.
	48"	15"	15"	<b>YSUSNDR4815()</b>	2,140.	2,351.	3,310.	3,310.	3,807.	4,946.
	60"	15"	15"	<b>YSUSNDR6015()</b>	2,224.	2,445.	3,517.	3,517.	4,040.	5,254.
	72"	15"	15"	<b>YSUSNDR7215()</b>	2,394.	2,634.	3,658.	3,658.	4,206.	5,468.



**Ordering Information**

**Stanchion Mounted Cabinets**

1. Pattern Number
2. Exterior Case Finish
3. Interior Case Finish  
(Laminate only)

**Order Code**

**Stanchion Mounted Cabinets**

*Example:* **YSUOS6015L, 118, 118**

<b>YSUOS</b>	Stanchion Mounted Cabinets
<b>60</b>	Width
<b>15</b>	Depth
<b>L</b>	Laminate
<b>118</b>	Bright White Laminate
<b>118</b>	Bright White Laminate

**Included With**

**Stanchion Mounted Cabinets**

Specify stanchion brackets for attachment to big table and fence separately

**Options**

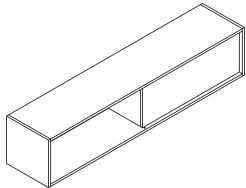
**Stanchion Mounted Cabinets**

**Case Finish Options:**  
(L) = All the same or different laminates for the exterior and interior case  
(V) = All the same veneer for the exterior and interior case

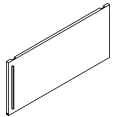
For Big Table and Fence

Shared Sliding Door Cabinets with Opening on Left

description	w	d	h	pattern no.	All Same	Different	Different	V1	V2	V3
					Laminate (Core Lam.) (L)	Laminate Case/ Interior (Core Lam.) (L)	Laminate Case/ Interior (Accent Lam.) (L)			
Stanchion Mounted Shared Sliding Door Cabinet Case, Opening on Left	36"	15"	15"	<b>YSUSDL3615()</b>	\$2,394.	\$2,632.	\$3,932.	\$3,932.	\$4,525.	\$5,882.
	42"	15"	15"	<b>YSUSDL4215()</b>	2,483.	2,730.	4,022.	4,022.	4,625.	6,010.
	48"	15"	15"	<b>YSUSDL4815()</b>	2,566.	2,825.	4,107.	4,107.	4,720.	6,140.
	60"	15"	15"	<b>YSUSDL6015()</b>	3,250.	3,578.	4,618.	4,618.	5,314.	6,903.
	72"	15"	15"	<b>YSUSDL7215()</b>	3,422.	3,764.	4,962.	4,962.	5,705.	7,416.



description	w	d	h	pattern no.				V1	V2	V3
	42"	3/4"	15"	<b>YSSDL4215()</b>	985.	n/a	n/a	1,368.	1,575.	2,045.
	48"	3/4"	15"	<b>YSSDL4815()</b>	1,027.	n/a	n/a	1,412.	1,626.	2,110.
	60"	3/4"	15"	<b>YSSDL6015()</b>	1,072.	n/a	n/a	1,495.	1,727.	2,248.
	72"	3/4"	15"	<b>YSSDL7215()</b>	1,157.	n/a	n/a	1,629.	1,867.	2,431.

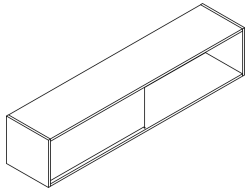


Ordering Information	Order Code	Included With	Options
<p><b>Stanchion Mounted Cabinets</b></p> <ol style="list-style-type: none"> <li>1. Pattern Number</li> <li>2. Exterior Case Finish</li> <li>3. Interior Case Finish (Laminate only)</li> </ol> <p><b>Sliding Doors</b></p> <ol style="list-style-type: none"> <li>1. Pattern Number</li> <li>2. Door Finish</li> <li>3. Pull Finish</li> </ol>	<p><b>Stanchion Mounted Cabinets</b></p> <p><i>Example:</i> <b>YSUSDL6015L, 118, 118</b></p> <hr/> <p><b>YSUSDL</b> Stanchion Mounted Cabinets</p> <hr/> <p><b>60</b> Width</p> <hr/> <p><b>15</b> Depth</p> <hr/> <p><b>L</b> Laminate</p> <hr/> <p><b>118</b> Bright White Laminate</p> <hr/> <p><b>118</b> Bright White Laminate</p> <hr/> <p><b>Sliding Doors</b></p> <p><i>Example:</i> <b>YSSDL6015L, 118</b></p> <hr/> <p><b>YSSD</b> Sliding Doors</p> <hr/> <p><b>L</b> Left</p> <hr/> <p><b>60</b> Width</p> <hr/> <p><b>15</b> Depth</p> <hr/> <p><b>L</b> Laminate</p> <hr/> <p><b>118</b> Bright White Laminate</p>	<p><b>Stanchion Mounted Cabinets</b></p> <p>Specify stanchion brackets for attachment to big table and fence separately</p> <p><b>Sliding Doors</b></p> <p>Hardware</p>	<p><b>Stanchion Mounted Cabinets</b></p> <p><b>Case Finish Options:</b>                      (L) = All the same or different laminates for the exterior and interior case                      (V) = All the same veneer for the exterior and interior case</p> <p><b>Sliding Doors</b></p> <p><b>Door Finish Options:</b>                      (L) = Laminate                      (V) = Veneer</p> <p>Door pulls are available in Knoll core paints, Dark Red (130) and Slate Blue (131) paint finishes.</p>

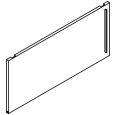
For Big Table and Fence

Shared Sliding Door Cabinets with Opening on Right

description	w	d	h	pattern no.	All Same	Different	Different	V1	V2	V3
					Laminate (Core Lam.) (L)	Laminate Case/ Interior (Accent Lam.) (L)	Laminate Case/ Interior (Accent Lam.) (L)			
Stanchion Mounted Shared Sliding Door Cabinet Case Opening on Right	36"	15"	15"	<b>YSUSDR3615( )</b>	\$2,394.	\$2,632.	\$3,932.	\$3,932.	\$4,525.	\$5,882.
	42"	15"	15"	<b>YSUSDR4215( )</b>	2,483.	2,730.	4,022.	4,022.	4,625.	6,010.
	48"	15"	15"	<b>YSUSDR4815( )</b>	2,566.	2,825.	4,107.	4,107.	4,720.	6,140.
	60"	15"	15"	<b>YSUSDR6015( )</b>	3,250.	3,578.	4,618.	4,618.	5,314.	6,903.
	72"	15"	15"	<b>YSUSDR7215( )</b>	3,422.	3,764.	4,962.	4,962.	5,705.	7,416.



Sliding Door Kit for Stanchion Mounted Shared Sliding Doors Cabinet Case, Opening on Right	36"	3/4"	15"	<b>YSSDR3615 ( )</b>	942.	n/a	n/a	1,325.	1,527.	1,980.
	42"	3/4"	15"	<b>YSSDR4215 ( )</b>	985.	n/a	n/a	1,368.	1,575.	2,045.
	48"	3/4"	15"	<b>YSSDR4815 ( )</b>	1,027.	n/a	n/a	1,412.	1,626.	2,110.
	60"	3/4"	15"	<b>YSSDR6015 ( )</b>	1,072.	n/a	n/a	1,495.	1,727.	2,248.
	72"	3/4"	15"	<b>YSSDR7215 ( )</b>	1,157.	n/a	n/a	1,629.	1,867.	2,431.



**Ordering Information**

**Stanchion Mounted Cabinets**

1. Pattern Number
2. Exterior Case Finish
3. Interior Case Finish (Laminate only)

**Sliding Doors**

1. Pattern Number
2. Door Finish
3. Pull Type
4. Pull Finish

**Order Code**

**Stanchion Mounted Cabinets**

*Example:* **YSUSDR6015L, 118, 118**

<b>YSUSDR</b>	Stanchion Mounted Cabinets
<b>60</b>	Width
<b>15</b>	Depth
<b>L</b>	Laminate
<b>118</b>	Bright White Laminate
<b>118</b>	Bright White Laminate

**Sliding Doors**

*Example:* **YSSDR6015L, 118**

<b>YSSD</b>	Sliding Doors
<b>R</b>	Right
<b>60</b>	Width
<b>15</b>	Depth
<b>L</b>	Laminate
<b>118</b>	Bright White Laminate

**Included With**

**Stanchion Mounted Cabinets**  
Specify stanchion brackets for attachment to big table and fence separately

**Sliding Doors**  
Hardware

**Options**

**Stanchion Mounted Cabinets**

**Case Finish Options:**  
(L) = All the same or different laminates for the exterior and interior case  
(V) = All the same veneer for the exterior and interior case

**Sliding Doors**

**Door Finish Options:**  
(L) = Laminate  
(V) = Veneer

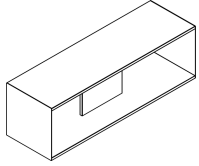
Door pulls are available in Knoll core paints, Dark Red (130) and Slate Blue (131) paint finishes.

# Stanchion Mounted Metal Storage

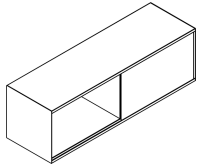
## For Big Table and Fence

### Open and Shared Cabinets

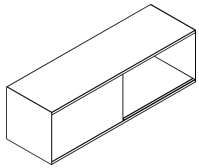
description	w	d	h	pattern no.	list	P2	P3
Stanchion Mounted Cabinets, Open Front and Back	36"	15"	15"	<b>YSMUOS36</b>	\$1,084.	\$1,186.	\$1,238.
	42"	15"	15"	<b>YSMUOS42</b>	1,119.	1,226.	1,277.
	48"	15"	15"	<b>YSMUOS48</b>	1,159.	1,271.	1,326.
	60"	15"	15"	<b>YSMUOS60</b>	1,412.	1,547.	1,617.
	72"	15"	15"	<b>YSMUOS72</b>	1,505.	1,655.	1,727.



Stanchion Mounted Shared Cabinets, with Enclosed Back and Open Front, Opening on Left	36"	15"	15"	<b>YSMUSOL36</b>	1,263.	1,392.	1,456.
	42"	15"	15"	<b>YSMUSOL42</b>	1,315.	1,448.	1,516.
	48"	15"	15"	<b>YSMUSOL48</b>	1,372.	1,507.	1,581.
	60"	15"	15"	<b>YSMUSOL60</b>	1,657.	1,824.	1,905.
	72"	15"	15"	<b>YSMUSOL72</b>	1,763.	1,940.	2,030.



Stanchion Mounted Shared Cabinets, with Enclosed Back and Open Front, Opening on Right	36"	15"	15"	<b>YSMUSOR36</b>	1,263.	1,392.	1,456.
	42"	15"	15"	<b>YSMUSOR42</b>	1,315.	1,448.	1,516.
	48"	15"	15"	<b>YSMUSOR48</b>	1,372.	1,507.	1,581.
	60"	15"	15"	<b>YSMUSOR60</b>	1,657.	1,824.	1,905.
	72"	15"	15"	<b>YSMUSOR72</b>	1,763.	1,940.	2,030.



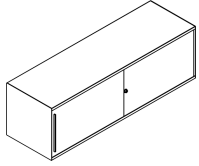
Ordering Information	Order Code	Included With	Options
<b>Stanchion Mounted Open Cabinets</b> 1. Pattern Number 2. Case Paint Finish	<b>Stanchion Mounted Open Cabinets</b> <hr/> <i>Example:</i> YSMUOS48, 118T <hr/> <b>YSMUOS</b> Stanchion Mounted Cabinets <hr/> <b>48</b> Width <hr/> <b>118T</b> Bright White Paint	<b>Stanchion Mounted Open Cabinets</b> Specify stanchion brackets for attachment to big table and fence separately.	<b>Stanchion Mounted Open Cabinets</b> When different paint finishes are being selected for the case, doors or pulls, the price is the higher of the two paint finish grades.

# Stanchion Mounted Metal Storage

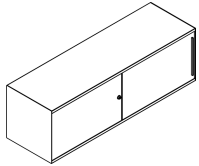
## *For Big Table and Fence*

### *Open and Shared Cabinets*

description	w	d	h	pattern no.	list	P2	P3
Stanchion Mounted Shared Cabinets, with Sliding Doors, Opening On Left	36"	15"	15"	<b>YSMUSDL36L()</b>	\$1,580.	\$1,727.	\$1,807.
	42"	15"	15"	<b>YSMUSDL42L()</b>	1,635.	1,791.	1,871.
	48"	15"	15"	<b>YSMUSDL48L()</b>	1,689.	1,848.	1,933.
	60"	15"	15"	<b>YSMUSDL60L()</b>	1,991.	2,182.	2,279.
	72"	15"	15"	<b>YSMUSDL72L()</b>	2,145.	2,348.	2,453.



Stanchion Mounted Shared Cabinets, with Sliding Doors, Opening On Right	36"	15"	15"	<b>YSMUSDR36L()</b>	1,580.	1,727.	1,807.
	42"	15"	15"	<b>YSMUSDR42L()</b>	1,635.	1,791.	1,871.
	48"	15"	15"	<b>YSMUSDR48L()</b>	1,689.	1,848.	1,933.
	60"	15"	15"	<b>YSMUSDR60L()</b>	1,991.	2,182.	2,279.
	72"	15"	15"	<b>YSMUSDR72L()</b>	2,145.	2,348.	2,453.



#### Ordering Information

##### Stanchion Mounted Open Cabinets

1. Pattern Number
2. Case Paint Finish

#### Order Code

##### Stanchion Mounted Open Cabinets

*Example:* YSMUOS48, 118T

**YSMUOS** Stanchion Mounted Cabinets

**48** Width

**118T** Bright White Paint

#### Included With

##### Stanchion Mounted Open Cabinets

Specify stanchion brackets for attachment to big table and fence separately.

#### Options

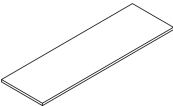
##### Stanchion Mounted Open Cabinets

When different paint finishes are being selected for the case, doors or pulls, the price is the higher of the two paint finish grades.

# Stanchion Mounted Platform

## For Big Table and Fence

### 15" Deep

description	w	d	h	pattern no.	Laminate (L)	V1 (V)	V2 (V)	V3 (V)
Platform 	24"	15"	3/4"	<b>YSUOP24( )</b>	\$240.	\$572.	\$660.	\$892.
	30"	15"	3/4"	<b>YSUOP30( )</b>	259.	595.	684.	928.
	36"	15"	3/4"	<b>YSUOP36( )</b>	291.	612.	704.	951.
	48"	15"	3/4"	<b>YSUOP48( )</b>	358.	640.	736.	996.
	60"	15"	3/4"	<b>YSUOP60( )</b>	410.	705.	809.	1,095.
	72"	15"	3/4"	<b>YSUOP72( )</b>	430.	735.	849.	1,141.

#### Ordering Information

1. Pattern Number
2. Surface Finish

#### Order Code

**Platform**

*Example:* YSUOP48L, 118

**YSUOP** Platform

**48** Width

**L** Laminate

#### Included With

**Platform**  
Hardware

Specify stanchion brackets for attachment to big table and fence separately

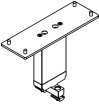
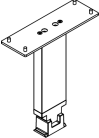
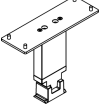
#### Options

**Platform**

**Surface Finish Options**  
(L) = Laminate  
(V) = Veneer

# Stanchion Supports

## For Big Table and Fence

description	type	w	d	h	pattern no.	list
 Stanchions for Big Table	(2) stanchions for cabinets/platforms up to 60" wide	3"	1 1/4"	5"	<b>YSUS2BT</b>	\$173.
	(3) stanchions for cabinets/platforms wider than 60"	3"	1 1/4"	5"	<b>YSUS3BT</b>	259.
 Stanchions for 25" High Fence	(2) stanchions for cabinets/platforms up to 60" wide	3"	1 1/4"	8"	<b>YSUS2F25</b>	189.
	(3) stanchions for cabinets/platforms wider than 60"	3"	1 1/4"	8"	<b>YSUS3F25</b>	283.
 Stanchions for 28 1/2" High Fence	(2) stanchions for cabinets/platforms up to 60" wide	3"	1 1/4"	5"	<b>YSUS2F28</b>	173.
	(3) stanchions for cabinets/platforms wider than 60"	3"	1 1/4"	5"	<b>YSUS3F28</b>	259.

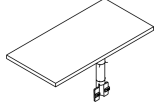
Ordering Information	Order Code	Included With	Options
<b>Stanchions</b> 1. Pattern Number 2. Paint Finish	<b>Stanchions</b> <i>Example:</i> YSUS2BT, 118T <b>YSUS</b> Stanchions <b>2</b> Quantity <b>BT</b> Big Table <b>118T</b> Bright White Paint	<b>Stanchions</b> Hardware	<b>Stanchions</b>



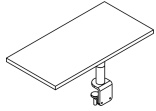
# Cantilever Shelves

## 12" and 24" Wide

description	w	d	h	pattern no.	Laminate (L)	V1 (V)	V2 (V)	V3 (V)
Cantilever Shelf for Big Table, attaches to center beam	12"	12"	6"	<b>YSCS1212( )</b>	\$430.	\$599.	\$683.	\$925.
	24"	12"	6"	<b>YSCS2412( )</b>	462.	650.	804.	1,198.



Desk Mounted Cantilever Shelf, clamps to worksurface	12"	12"	6"	<b>YSCSD1212( )</b>	559.	734.	817.	1,058.
	24"	12"	6"	<b>YSCSD2412( )</b>	595.	786.	938.	1,330.



### Ordering Information

#### Cantilever Shelf

1. Pattern Number
2. Shelf Finish
3. Support/Bracket Paint Finish

### Order Code

#### Cantilever Shelf

*Example:* YSCS2412L, 118, 118T

<b>YSCS</b>	Cantilever Shelf
<b>24</b>	Width
<b>12</b>	Depth
<b>L</b>	Laminate
<b>118</b>	Bright White Laminate
<b>118T</b>	Bright White Paint

### Included With

**Cantilever Shelf**  
Support column  
Hardware

### Options

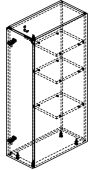
**Cantilever Shelf**  
Finish Options:  
(L) = Laminate  
(V) = Veneer

# Floorstanding Personal Desk-End Cabinets

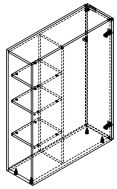
## 49" High, Hinged on Left

Antenna Workspaces GSA

description	type	w	d	h	pattern no.	All Same	Laminate	Laminate	Laminate	All V1	All V2	All V3
						Laminate (L)	Case w/ V1 Fronts (M)	Case w/ V2 Fronts (M)	Case w/ V3 Fronts (M)			
Personal Desk-End Cabinets, with Hinged Door (Hinged on Left)	For 24" D Desks	12"	24 <sup>7</sup> / <sub>8</sub> "	49"	<b>YSFCDEL4924( )L</b>	\$3,725.	\$4,099.	\$4,284.	\$4,471.	\$6,447.	\$7,411.	\$9,637.



Personal Desk-End Cabinets, Open Front with Shelves and Hinged Door Back (Hinged on Left)	For 24" D Desks	12"	24 <sup>7</sup> / <sub>8</sub> "	49"	<b>YSFCDL4924( )L</b>	3,592.	3,952.	4,130.	4,315.	6,174.	7,101.	9,232.
	For 27" D Desks	12"	27 <sup>7</sup> / <sub>8</sub> "	49"	<b>YSFCDL4927( )L</b>	3,679.	4,047.	4,232.	4,413.	6,318.	7,270.	9,454.
	For 30" D Desks	12"	29 <sup>7</sup> / <sub>8</sub> "	49"	<b>YSFCDL4930( )L</b>	3,764.	4,141.	4,329.	4,517.	6,472.	7,445.	9,677.
	For 36" D Desks	12"	35 <sup>7</sup> / <sub>8</sub> "	49"	<b>YSFCDL4936( )L</b>	3,851.	4,235.	4,427.	4,618.	6,619.	7,612.	9,897.



Ordering Information	Order Code	Included With	Options
<b>Personal Desk-End Cabinets</b>	<b>Personal Desk-End Cabinets</b>	<b>Personal Desk-End Cabinets with Shelves and Door</b>	<b>Personal Desk-End Cabinets</b>
1. Pattern Number	<i>Example:</i> <b>YSFCDEL4924LL, 118, 118, E, 118T, 118T</b>	Hardware	<b>Case Finish Options:</b>
2. Case/Shelves Finish	<b>YSFCDE</b> Personal Desk-End Cabinets	(3) Adjustable Shelves	(L) = All the same laminate for the exterior case/shelves and door front
3. Door Finish	<b>L</b> Left Hinged Door	Coat Hooks	(M) = Laminate exterior case/shelves and veneer door front
4. Pull Type	<b>49</b> Height	<b>Personal Desk-End Cabinets with Hinged Door</b>	(V) = All the same veneer for the exterior case/shelves and door front
5. Pull Finish	<b>24</b> Depth	Hardware	
6. Bracket Paint Finish	<b>L</b> Laminate	(3) Adjustable Shelves	<b>Lock Options:</b>
	<b>L</b> Lock	Coat Hook	To specify a personal desk-end cabinet without a lock, replace the "L" suffix in the pattern number with an "N".
	<b>118</b> Bright White Laminate		<b>Door Pull Options:</b>
	<b>118</b> Bright White Laminate		(E) = Edge Pull
	<b>E</b> Edge Pull		(I) = Insert Pull
	<b>118T</b> Bright White Paint		(O) = Loop Pull
	<b>118T</b> Bright White Paint		

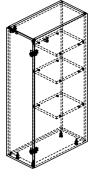
See planning guide page for door pull finish options.

# Floorstanding Personal Desk-End Cabinets

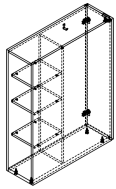
## 49" High, Hinged on Right

Antenna Workspaces GSA

description	type	w	d	h	pattern no.	All Same	Laminate	Laminate	Laminate	All V1	All V2	All V3
						Laminate (L)	Case w/ V1 Fronts (M)	Case w/ V2 Fronts (M)	Case w/ V3 Fronts (M)			
Personal Desk-End Cabinets, with Hinged Door (Hinged on Right)	For 24"D Desks	12"	24 <sup>7</sup> / <sub>8</sub> "	49"	<b>YSFCDER4924( )L</b>	\$3,725.	\$4,099.	\$4,284.	\$4,471.	\$6,447.	\$7,411.	\$9,637.



Personal Desk-End Cabinets, Open Front with Shelves and Hinged Door Back (Hinged on Right)	For 24"D Desks	12"	24 <sup>7</sup> / <sub>8</sub> "	49"	<b>YSFCDR4924( )L</b>	3,592.	3,952.	4,130.	4,315.	6,174.	7,101.	9,232.
	For 27"D Desks	12"	27 <sup>7</sup> / <sub>8</sub> "	49"	<b>YSFCDR4927( )L</b>	3,679.	4,047.	4,232.	4,413.	6,318.	7,270.	9,454.
	For 30"D Desks	12"	29 <sup>7</sup> / <sub>8</sub> "	49"	<b>YSFCDR4930( )L</b>	3,764.	4,141.	4,329.	4,517.	6,472.	7,445.	9,677.
	For 36"D Desks	12"	35 <sup>7</sup> / <sub>8</sub> "	49"	<b>YSFCDR4936( )L</b>	3,851.	4,235.	4,427.	4,618.	6,619.	7,612.	9,897.

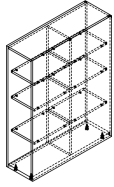


Ordering Information	Order Code	Included With	Options
<b>Personal Desk-End Cabinets</b> 1. Pattern Number 2. Case/Shelves Finish 3. Door Finish 4. Pull Type 5. Pull Finish 6. Bracket Paint Finish	<b>Personal Desk-End Cabinets</b> <i>Example:</i> <b>YSFCDEL4924LL, 118, 118, E, 118T, 118T</b> <b>YSFCDE</b> Personal Desk-End Cabinets <b>L</b> Left Hinged Door <b>49</b> Height <b>24</b> Depth <b>L</b> Laminate <b>L</b> Lock <b>118</b> Bright White Laminate <b>118</b> Bright White Laminate <b>E</b> Edge Pull <b>118T</b> Bright White Paint <b>118T</b> Bright White Paint	<b>Personal Desk-End Cabinets with Shelves and Door</b> Hardware (3) Adjustable Shelves Coat Hooks <b>Personal Desk-End Cabinets with Hinged Door</b> Hardware (3) Adjustable Shelves Coat Hook	<b>Personal Desk-End Cabinets</b> <b>Case Finish Options:</b> (L) = All the same laminate for the exterior case/shelves and door front (M) = Laminate exterior case/shelves and veneer door front (V) = All the same veneer for the exterior case/shelves and door front <b>Lock Options:</b> To specify a personal desk-end cabinet without a lock, replace the "L" suffix in the pattern number with an "N". <b>Door Pull Options:</b> (E) = Edge Pull (I) = Insert Pull (O) = Loop Pull See planning guide page for door pull finish options.

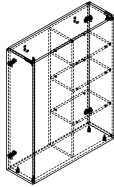
# Floorstanding Shared Desk-End Cabinets

## 49" High

description	type	w	d	h	pattern no.	All Same	Laminate	Laminate	Laminate	All V1	All V2	All V3
						Laminate (L)	Case w/ V1 Fronts (M)	Case w/ V2 Fronts (M)	Case w/ V3 Fronts (M)			
Shared Desk-End Cabinets, Open Front and Back with Shelves	For 24"D Desks	12"	24"	49"	<b>YSFCDO4924( )</b>	\$3,167.	n/a	n/a	n/a	\$5,205.	\$5,987.	\$7,785.
	For 27"D Desks	12"	27"	49"	<b>YSFCDO4927( )</b>	3,250.	n/a	n/a	n/a	5,356.	6,158.	8,008.
	For 30"D Desks	12"	30"	49"	<b>YSFCDO4930( )</b>	3,337.	n/a	n/a	n/a	5,504.	6,333.	8,230.
	For 36"D Desks	12"	36"	49"	<b>YSFCDO4936( )</b>	3,422.	n/a	n/a	n/a	5,653.	6,502.	8,451.



Shared Desk-End Cabinets, Enclosed Hinged Door Front and Back	For 27"D Desks	12"	28 7/8"	49"	<b>YSFCDE4927( )L</b>	3,701.	4,071.	4,258.	4,443.	6,107.	7,023.	9,132.
	For 30"D Desks	12"	31 7/8"	49"	<b>YSFCDE4930( )L</b>	3,753.	4,128.	4,320.	4,506.	6,193.	7,122.	9,257.
	For 36"D Desks	12"	37 7/8"	49"	<b>YSFCDE4936( )L</b>	3,883.	4,271.	4,464.	4,659.	6,404.	7,365.	9,577.



### Ordering Information

#### Shared Desk-End Cabinets

1. Pattern Number
2. Case/Shelves Finish
3. Door Finish
4. Pull Type
5. Pull Finish
6. Bracket Paint Finish

### Order Code

#### Shared Desk-End Cabinets

*Example:* **YSFCDE4930LL, 118, 118, E, 118T, 118T**

<b>YSFCDE</b>	Shared Desk-End Cabinets
<b>49</b>	Height
<b>30</b>	Depth
<b>L</b>	Laminate
<b>L</b>	Lock
<b>118</b>	Bright White Laminate
<b>118</b>	Bright White Laminate
<b>E</b>	Edge Pull
<b>118T</b>	Bright White Paint
<b>118T</b>	Bright White Paint

### Included With

#### Shared Desk-End Cabinets, Open Front and Back

Hardware  
(6) Adjustable Shelves

#### Shared Desk-End Cabinets, Enclosed Hinged Door Front and Back

Hardware  
(2) Coat Hooks  
Shelves for one or both sides are specified separately

**Shelves**  
(3) Shelves  
Hardware

### Options

#### Shared Desk-End Cabinets

##### Case/Shelf Finish Options:

(L) = All the same laminate for the exterior case/shelves and door front  
(M) = Laminate exterior case/shelves and veneer door front  
(V) = All the same veneer for the exterior case/shelves and door front

##### Lock Options:

To specify a shared desk-end cabinet without a lock, replace the "L" suffix in the pattern number with an "N".

##### Door Pull Options:

(E) = Edge Pull  
(I) = Insert Pull  
(O) = Loop Pull

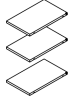
See planning guide page for door pull finish options.

# Floorstanding Desk-End Cabinet Accessories

## *Adjustable Shelf Set and Coat Hook*

Antenna Workspaces GSA

description	type	w	d	h	pattern no.	list	All Same	Laminate	Laminate	Laminate	All V1	All V2	All V3
							Laminate	Case w/	Case w/	Case w/			
							(L)	V1 Fronts	V2 Fronts	V3 Fronts	(V)	(V)	(V)
Adjustable Shelf Set for Shared Desk-End Cabinets, Enclosed Hinged Door Front and Back	For 27" D Desks	10"	12 1/2"	3/4"	<b>YSFCDASK27()</b>	n/a	\$697.	n/a	n/a	n/a	\$1,358.	\$1,558.	\$2,026.
	For 30" D Desks	10"	13"	3/4"	<b>YSFCDASK30()</b>	n/a	704.	n/a	n/a	n/a	1,363.	1,570.	2,038.
	For 36" D Desks	10"	16"	3/4"	<b>YSFCDASK36()</b>	n/a	720.	n/a	n/a	n/a	1,388.	1,596.	2,081.



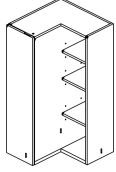
Coat hook					<b>YSCH</b>	36.	n/a	n/a	n/a	n/a	n/a	n/a	n/a
-----------	--	--	--	--	-------------	-----	-----	-----	-----	-----	-----	-----	-----



Ordering Information	Order Code	Included With	Options
<b>Shelves</b>	<b>Shelves</b>	<b>Shelves</b>	<b>Shelves</b>
1. Pattern Number	<i>Example:</i> <b>YSFCDASK30L, 118</b>	(3) Shelves	<b>Coat Hook</b>
2. Surface Finish	<b>YSFCDA</b> Shelves	Hardware	
<b>Coat Hook</b>	<b>SK</b>	<b>Coat Hook</b>	
1. Pattern Number	<b>30</b> Depth	Hardware	
	<b>L</b> Laminate		
	<b>118</b> Bright White Laminate		
	<b>Coat Hook</b>		
	<i>Example:</i> <b>YSCH</b>		
	<b>YSCH</b> Coat Hook		

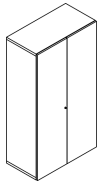
# Floorstanding L and Wardrobe Cabinets 49" and 67" High

description	type	w	d	h	pattern no.	All Same	Laminate	Laminate	Laminate	All V1	All V2	All V3
						Laminate (L)	Case w/ V1 Fronts (M)	Case w/ V2 Fronts (M)	Case w/ V3 Fronts (M)			
L Cabinet	Door on Left	12"	23 <sup>3</sup> / <sub>4</sub> "	49"	<b>YSFCWL4924( )L</b>	\$4,708.	\$5,179.	\$5,413.	\$5,646.	\$8,340.	\$9,593.	\$12,469.
	Door on Right	12"	23 <sup>3</sup> / <sub>4</sub> "	49"	<b>YSFCWR4924( )L</b>	4,708.	5,179.	5,413.	5,646.	8,340.	9,593.	12,469.

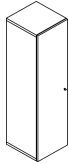


(Left Shown)

36" Wide Wardrobe	Double Doors	36"	18 <sup>7</sup> / <sub>8</sub> "	67"	<b>YSFCWD6736( )L</b>	4,275.	4,708.	4,919.	5,134.	7,143.	8,212.	10,675.
-------------------	--------------	-----	----------------------------------	-----	-----------------------	--------	--------	--------	--------	--------	--------	---------



18" Wide Wardrobe	Hinged on Left	18"	18 <sup>7</sup> / <sub>8</sub> "	67"	<b>YSFCWL6718( )L</b>	3,337.	3,671.	3,841.	4,003.	5,356.	6,158.	8,008.
	Hinged on Right	18"	18 <sup>7</sup> / <sub>8</sub> "	67"	<b>YSFCWR6718( )L</b>	3,337.	3,671.	3,841.	4,003.	5,356.	6,158.	8,008.



## Ordering Information

### L Cabinets

1. Pattern Number
2. Case/Shelves Finish
3. Door Finish
4. Pull Type
5. Pull Finish

### Wardrobes

1. Pattern Number
2. Case Finish
3. Door Finish
4. Pull Type
5. Pull Finish

## Order Code

### L Cabinets

*Example:* YSFCWL4924LL, 118, 118, E, 118T

<b>YSFCW</b>	L Cabinets
<b>L</b>	Door on Left
<b>49</b>	Height
<b>24</b>	Depth
<b>L</b>	Laminate
<b>L</b>	Lock
<b>118</b>	Bright White Laminate
<b>118</b>	Bright White Laminate
<b>E</b>	Edge Pull
<b>118T</b>	Bright White Paint

## Included With

### L Cabinets

Coat bar

### 18" Wide Wardrobes

Coat Hook

### 36" Wide Wardrobes

Coat Rod

## Options

### L Cabinets and Wardrobes

#### Finish Options:

(L) = All the same laminate for the exterior case/shelves and door front  
 (M) = Laminate exterior case/shelves and veneer door front  
 (V) = All the same veneer for the exterior case/shelves and door front

#### Lock Options:

To specify an L cabinet without a lock, replace the "L" suffix in the pattern number with an "N".

#### Door Pull Options:

(E) = Edge Pull  
 (I) = Insert Pull  
 (O) = Loop Pull

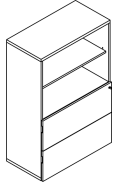
See planning guide page for door pull finish options.

# Floorstanding File Cabinets

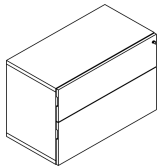
## 25", 28", 42", 49", 56" and 67" High

Antenna Workspaces GSA

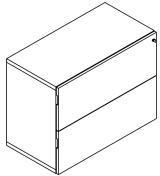
description	w	d	h	pattern no.	list	All Same	Laminate	Laminate	Laminate	All V1	All V2	All V3
						Laminate (L)	Case w/ V1 Fronts (M)	Case w/ V2 Fronts (M)	Case w/ V3 Fronts (M)			
Partially Enclosed Shelf Cabinets with Open Shelves Above and Drawers Below (56" high shown)	36"	18 <sup>7</sup> / <sub>8</sub> "	42"	<b>YSFCOFF4236( )L</b>	\$0.	\$4,708.	\$5,280.	\$5,413.	\$5,646.	\$7,135.	\$8,044.	\$10,450.
	36"	18 <sup>7</sup> / <sub>8</sub> "	49"	<b>YSFCOFF4936( )L</b>	0.	4,962.	5,565.	5,705.	5,953.	7,587.	8,555.	11,121.
	36"	18 <sup>7</sup> / <sub>8</sub> "	56"	<b>YSFCOFF5636( )L</b>	0.	5,219.	5,857.	6,003.	6,264.	8,044.	9,067.	11,789.
	36"	18 <sup>7</sup> / <sub>8</sub> "	67"	<b>YSFCOFF6736( )L</b>	0.	5,475.	6,144.	6,296.	6,568.	8,498.	9,582.	12,457.



Enclosed Box/File Cabinet	36"	18 <sup>7</sup> / <sub>8</sub> "	25"	<b>YSFCBF2536( )L</b>	0.	3,851.	4,320.	4,427.	4,618.	5,764.	6,502.	8,451.
---------------------------	-----	----------------------------------	-----	-----------------------	----	--------	--------	--------	--------	--------	--------	--------



Enclosed File/File Cabinet	36"	18 <sup>7</sup> / <sub>8</sub> "	28"	<b>YSFCFF2836( )L</b>	0.	3,932.	4,414.	4,525.	4,720.	5,918.	6,674.	8,674.
----------------------------	-----	----------------------------------	-----	-----------------------	----	--------	--------	--------	--------	--------	--------	--------



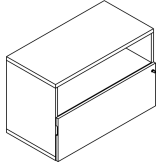
Ordering Information	Order Code	Included With	Options
<b>Floorstanding File Cabinets</b> 1. Pattern Number 2. Case Finish 3. Door Finish 4. Pull Type 5. Pull Finish	<b>Floorstanding File Cabinets</b> <i>Example:</i> YSFCFF2836LL, 118, 118, E, 118T <hr/> <b>YSFCFF</b> Enclosed File Cabinets <hr/> <b>28</b> Height <hr/> <b>36</b> Width <hr/> <b>L</b> Laminate <hr/> <b>L</b> Lock <hr/> <b>118</b> Bright White Laminate <hr/> <b>118</b> Bright White Laminate <hr/> <b>E</b> Edge Pull <hr/> <b>118T</b> Bright White Paint	<b>Floorstanding File Cabinets</b> Levelling glides File bars	<b>Floorstanding File Cabinets</b> <b>Finish Options:</b> (L) = All the same laminate for the exterior case/shelves and door front (M) = Laminate exterior case/shelves and veneer door front (V) = All the same veneer for the exterior case/shelves and door front <b>Lock Options:</b> To specify an enclosed shelf cabinet without a lock, replace the "L" suffix in the pattern number with an "N". <b>Door Pull Options:</b> (E) = Edge Pull (I) = Insert Pull (O) = Loop Pull See planning guide page for door pull finish options.

Storage Components

# Floorstanding File Cabinets

## 25", 28", 42", 49", 56" and 67" High

description	w	d	h	pattern no.	list	All Same Laminate (L)	Laminate Case w/ V1 Fronts (M)	Laminate Case w/ V2 Fronts (M)	Laminate Case w/ V3 Fronts (M)	All V1 (V)	All V2 (V)	All V3 (V)
Partially Enclosed File Cabinet	36"	18 <sup>7</sup> / <sub>8</sub> "	25"	<b>YSFCOF2536( )L</b>	\$0.	\$3,592.	\$4,032.	\$4,130.	\$4,315.	\$5,311.	\$5,987.	\$7,785.
(25" high shown)	36"	18 <sup>7</sup> / <sub>8</sub> "	28"	<b>YSFCOF2836( )L</b>	0.	3,679.	4,129.	4,232.	4,413.	5,458.	6,158.	8,008.



File Cabinet	<b>YSFWB36</b>	600.	0.	0.	0.	0.	0.	0.	0.	0.
Ballast/Counterweight										

Ordering Information	Order Code	Included With	Options
<b>Floorstanding File Cabinets</b>	<b>Floorstanding File Cabinets</b>	<b>Floorstanding File Cabinets</b>	<b>Floorstanding File Cabinets</b>
1. Pattern Number	<i>Example:</i> YSFCFF2836LL, 118, 118, E, 118T	Levelling glides	<b>Finish Options:</b>
2. Case Finish	<b>YSFCFF</b> Enclosed File Cabinets	File bars	(L) = All the same laminate for the exterior case/shelves and door front
3. Door Finish	<b>28</b> Height		(M) = Laminate exterior case/shelves and veneer door front
4. Pull Type	<b>36</b> Width		(V) = All the same veneer for the exterior case/shelves and door front
5. Pull Finish	<b>L</b> Laminate		<b>Lock Options:</b>
	<b>L</b> Lock		To specify an enclosed shelf cabinet without a lock, replace the "L" suffix in the pattern number with an "N".
	<b>118</b> Bright White Laminate		<b>Door Pull Options:</b>
	<b>118</b> Bright White Laminate		(E) = Edge Pull
	<b>E</b> Edge Pull		(I) = Insert Pull
	<b>118T</b> Bright White Paint		(O) = Loop Pull
			See planning guide page for door pull finish options.



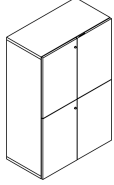
# Floorstanding Enclosed Shelf Cabinets

## 25", 28", 42", 49" and 56" High

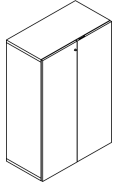
Antenna Workspaces GSA

description	w	d	h	pattern no.	list	All Same	Laminate	Laminate	Laminate	All V1	All V2	All V3
						Laminate (L)	Case w/ V1 Fronts (M)	Case w/ V2 Fronts (M)	Case w/ V3 Fronts (M)			

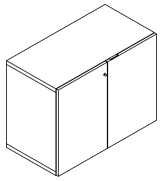
Enclosed Shelf Cabinet with Four Doors	36"	18 <sup>7</sup> / <sub>8</sub> "	56"	<b>YSFC4D5636( )L</b>	n/a	\$5,134.	\$5,759.	\$5,905.	\$6,158.	\$9,255.	\$10,436.	\$13,566.
--	-----	----------------------------------	-----	-----------------------	-----	----------	----------	----------	----------	----------	-----------	-----------



Enclosed Shelf Cabinets with Two Doors (56" high shown)	36"	18 <sup>7</sup> / <sub>8</sub> "	25"	<b>YSFC2D2536( )L</b>	n/a	3,080.	3,387.	3,540.	3,694.	5,504.	6,333.	8,230.
	36"	18 <sup>7</sup> / <sub>8</sub> "	28"	<b>YSFC2D2836( )L</b>	n/a	3,167.	3,480.	3,642.	3,797.	5,653.	6,502.	8,451.
	36"	18 <sup>7</sup> / <sub>8</sub> "	42"	<b>YSFC2D4236( )L</b>	n/a	3,592.	3,952.	4,130.	4,315.	6,546.	7,530.	9,787.
	36"	18 <sup>7</sup> / <sub>8</sub> "	49"	<b>YSFC2D4936( )L</b>	n/a	4,193.	4,611.	4,823.	5,026.	7,587.	8,730.	11,346.
	36"	18 <sup>7</sup> / <sub>8</sub> "	56"	<b>YSFC2D5636( )L</b>	n/a	4,618.	5,078.	5,314.	5,546.	8,331.	9,582.	12,457.



Enclosed Shelf Cabinets with Two Doors and Partially Open Back (28" high shown)	36"	18 <sup>7</sup> / <sub>8</sub> "	25"	<b>YSFC2D02536( )</b>	n/a	3,080.	3,387.	3,540.	3,694.	5,504.	6,333.	8,230.
	36"	18 <sup>7</sup> / <sub>8</sub> "	28"	<b>YSFC2D02836( )</b>	n/a	3,167.	3,480.	3,642.	3,797.	5,653.	6,502.	8,451.



### Ordering Information

#### Enclosed Shelf Cabinets

1. Pattern Number
2. Case/Shelves Finish
3. Door Finish
4. Pull Type
5. Pull Finish

### Order Code

#### Enclosed Shelf Cabinets

*Example:* YSFC2D4936LL, 118, 118, 118, E, 118T

<b>YSFC</b>	Enclosed Shelf Cabinets
<b>2D</b>	Two Doors
<b>49</b>	Height
<b>36</b>	Width
<b>L</b>	Laminate
<b>L</b>	Lock
<b>118</b>	Bright White Laminate
<b>118</b>	Bright White Laminate
<b>E</b>	Edge Pull
<b>118T</b>	Bright White Paint

### Included With

#### Enclosed Shelf Cabinets

Shelves  
Levelling glides

### Options

#### Enclosed Shelf Cabinets

##### Finish Options:

(L) = All the same laminate for the exterior case/shelves and door front  
(M) = Laminate exterior case/shelves and veneer door front  
(V) = All the same veneer for the exterior case/shelves and door front

##### Lock Options:

To specify an enclosed shelf cabinet without a lock, replace the "L" suffix in the pattern number with an "N".

##### Door Pull Options:

(E) = Edge Pull  
(I) = Insert Pull  
(O) = Loop Pull

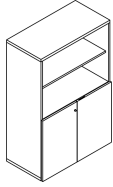
See planning guide page for door pull finish options.

# Floorstanding Partially Enclosed Shelf Cabinets

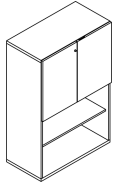
## 42", 49", 56" and 67" High

Antenna Workspaces GSA

description	w	d	h	pattern no.	All Same	Laminate	Laminate	Laminate	All V1	All V2	All V3
					Laminate	Case w/	Case w/	Case w/			
					(L)	V1 Fronts	V2 Fronts	V3 Fronts	(V)	(V)	(V)
Partially Enclosed Shelf Cabinet with Open Shelves Above and Enclosed Shelves Below	36"	18 <sup>7</sup> / <sub>8</sub> "	56"	<b>YSFCO2D5636( )L</b>	\$4,447.	\$4,891.	\$5,115.	\$5,339.	\$7,851.	\$9,034.	\$11,741.



Partially Enclosed Shelf Cabinet with Enclosed Shelves Above and Open Shelves Below	36"	18 <sup>7</sup> / <sub>8</sub> "	56"	<b>YSFC2D05636( )L</b>	4,447.	4,891.	5,115.	5,339.	7,851.	9,034.	11,741.
---	-----	----------------------------------	-----	------------------------	--------	--------	--------	--------	--------	--------	---------

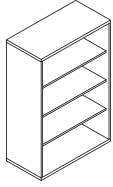


Ordering Information	Order Code	Included With	Options
<b>Partially Enclosed Shelf Cabinets</b>	<b>Partially Enclosed Shelf Cabinets</b>	<b>Partially Enclosed Shelf Cabinets</b>	<b>Partially Enclosed Shelf Cabinets</b>
1. Pattern Number	<i>Example:</i> YSFC2D4936LL, 118,	Shelves	<b>Finish Options:</b>
2. Case/Shelves Finish	118, 118, E, 118T	Levelling glides	(L) = All the same laminate for the exterior case/shelves and door fronts
3. Door Finish	<b>YSFC</b> Enclosed Shelf Cabinets	<b>Partially Enclosed Shelf Cabinet with Drawers</b>	(M) = Laminate exterior case/shelves and veneer door fronts
4. Pull Type	<b>2D</b> Two Doors	Levelling glides	(V) = All the same veneer for the exterior case/shelves and door fronts
5. Pull Finish	<b>49</b> Height	Filing bars	<b>Lock Options:</b>
	<b>36</b> Width		To specify a partially enclosed shelf cabinet without a lock, replace the "L" suffix in the pattern number with an "N".
	<b>L</b> Laminate		<b>Door Pull Options:</b>
	<b>L</b> Lock		(E) = Edge Pull
	<b>118</b> Bright White Laminate		(I) = Insert Pull
	<b>118</b> Bright White Laminate		(O) = Loop Pull
	<b>E</b> Edge Pull		See planning guide page for door pull finish options.
	<b>118T</b> Bright White Paint		

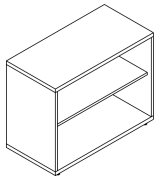
# Floorstanding Open Shelf Cabinets

## 25", 28", 42", 49" and 56" High

description	w	d	h	pattern no.	Laminate (L)	V1 (V)	V2 (V)	V3 (V)
Open Shelf Cabinets (56" high shown)	36"	18"	25"	<b>YSFCOS2536( )</b>	\$2,394.	\$4,107.	\$4,720.	\$6,144.
	36"	18"	28"	<b>YSFCOS2836( )</b>	2,483.	4,275.	4,919.	6,401.
	36"	18"	42"	<b>YSFCOS4236( )</b>	2,909.	4,962.	5,774.	7,416.
	36"	18"	49"	<b>YSFCOS4936( )</b>	3,080.	5,475.	6,296.	8,188.
	36"	18"	56"	<b>YSFCOS5636( )</b>	3,250.	5,817.	6,688.	8,700.



Open Shelf Cabinets with Partially Open Back (28" high shown)	36"	18"	25"	<b>YSFCOSO2536( )</b>	2,394.	4,107.	4,720.	6,144.
	36"	18"	28"	<b>YSFCOSO2836( )</b>	2,483.	4,275.	4,919.	6,401.



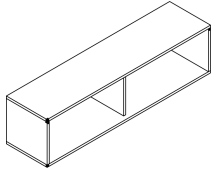
Ordering Information	Order Code	Included With	Options
<b>Open Shelf Cabinets</b>	<b>Open Shelf Cabinets</b>	<b>Open Shelf Cabinets</b>	<b>Open Shelf Cabinets</b>
1. Pattern Number	<i>Example:</i> YSFCOS4936L, 118,	Fixed height shelves	<b>Finish Options:</b>
2. Case Finish	118	Levelling glides	(L) = Laminate
3. Shelf Finish (Laminate Only)	<b>YSFCOS</b> Open Shelf Cabinets		(V) = Veneer
	<b>49</b> Height		
	<b>36</b> Width		
	<b>L</b> Laminate		
	<b>118</b> Bright White Laminate		
	<b>118</b> Bright White Laminate		

# Wall Mounted Wood Cabinets

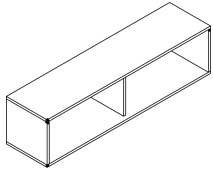
## Laminate or Veneer Case

### 36", 42", 48", 60" or 72" Wide

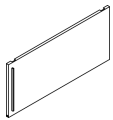
description	w	d	h	pattern no.	All Same Laminate (L)	Different Laminate Case/ Interior (Core Lam.) (L)	Different Laminate Case/ Interior (Accent Lam.) (L)	V1	V2	V3
Wall Mounted Wood Cabinets, Open Front and Enclosed Back	36"	15 1/2"	15"	<b>YSWMO3615()</b>	\$2,081.	\$2,285.	\$3,033.	\$3,033.	\$3,487.	\$4,358.
	42"	15 1/2"	15"	<b>YSWMO4215()</b>	2,157.	2,378.	3,176.	3,176.	3,656.	4,569.
	48"	15 1/2"	15"	<b>YSWMO4815()</b>	2,244.	2,468.	3,323.	3,323.	3,820.	4,776.
	60"	15 1/2"	15"	<b>YSWMO6015()</b>	2,394.	2,632.	3,422.	3,422.	3,932.	5,115.
	72"	15 1/2"	15"	<b>YSWMO7215()</b>	2,566.	2,825.	3,851.	3,851.	4,427.	5,754.



Wall Mounted Wood Cabinets, Sliding Door Cabinet Case	36"	15 1/2"	15"	<b>YSWMS3615()</b>	2,492.	2,743.	3,611.	3,611.	4,153.	5,190.
	42"	15 1/2"	15"	<b>YSWMS4215()</b>	2,576.	2,832.	3,754.	3,754.	4,321.	5,398.
	48"	15 1/2"	15"	<b>YSWMS4815()</b>	2,658.	2,925.	3,898.	3,898.	4,484.	5,607.
	60"	15 1/2"	15"	<b>YSWMS6015()</b>	2,825.	3,104.	4,107.	4,107.	4,618.	5,799.
	72"	15 1/2"	15"	<b>YSWMS7215()</b>	2,994.	3,295.	4,535.	4,535.	5,113.	6,439.



Sliding Door Set for Wall Mounted Wood Cabinets	36"	3/4"	15"	<b>YSSD3615()</b>	841.	n/a	n/a	1,315.	1,512.	1,890.
	42"	3/4"	15"	<b>YSSD4215()</b>	914.	n/a	n/a	1,359.	1,563.	1,952.
	48"	3/4"	15"	<b>YSSD4815()</b>	990.	n/a	n/a	1,384.	1,591.	1,990.
	60"	3/4"	15"	<b>YSSD6015()</b>	1,072.	n/a	n/a	1,495.	1,727.	2,248.
	72"	3/4"	15"	<b>YSSD7215()</b>	1,157.	n/a	n/a	1,629.	1,867.	2,431.



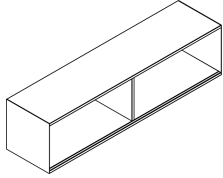
Ordering Information	Order Code	Included With	Options
<b>Wall Mounted Wood Cabinets</b> 1. Pattern Number 2. Exterior Case Finish 3. Interior Case Finish (Laminate only)  <b>Sliding Door</b> 1. Pattern Number 2. Door Finish 3. Pull Finish	<b>Wall Mounted Wood Cabinets</b> <hr/> <i>Example:</i> <b>YSWMO6015L, 118, 118</b> <b>YSWMO</b> Wall Mounted Wood Cabinets <hr/> <b>60</b> Width <hr/> <b>15</b> Depth <hr/> <b>L</b> Laminate <hr/> <b>118</b> Bright White Laminate Exterior <hr/> <b>118</b> Bright White Laminate Interior <hr/> <b>Sliding Doors</b> <i>Example:</i> YSSD6015L, 118, E, 118T <hr/> <b>YSSD</b> Sliding Door <hr/> <b>60</b> Width <hr/> <b>15</b> Depth <hr/> <b>L</b> Laminate <hr/> <b>118</b> Bright White Laminate <hr/> <b>118T</b> Bright White Paint	<b>Wall Mounted Wood Cabinets</b>  <b>Sliding Doors</b> Hardware	<b>Wall Mounted Wood Cabinets</b>  <b>Case Finish Options:</b> (L) = All the same or different laminates for the exterior and interior case (V) = All the same veneer for the exterior and interior case  <b>Sliding Doors</b>  <b>Door Finish Options:</b> (L) = Laminate (V) = Veneer  Door pulls are available in Knoll core paints, Dark Red (130) and Slate Blue (131) paint finishes.

# Wall Mounted Metal Cabinets

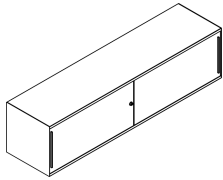
## Open and Sliding Doors

### 36", 42", 48", 60" or 72" Wide

description	w	d	h	pattern no.	P1	P2	P3
Wall Mounted Metal Cabinets, Open Front and Enclosed Back	36"	15"	15"	<b>YSMWMO36</b>	\$1,178.	\$1,294.	\$1,357.
	42"	15"	15"	<b>YSMWMO42</b>	1,233.	1,359.	1,420.
	48"	15"	15"	<b>YSMWMO48</b>	1,309.	1,442.	1,505.
	60"	15"	15"	<b>YSMWMO60</b>	1,685.	1,852.	1,938.
	72"	15"	15"	<b>YSMWMO72</b>	1,841.	2,027.	2,117.



Wall Mounted Metal Cabinets, with Sliding Doors	36"	15"	15"	<b>YSMWMS36L</b>	1,429.	1,572.	1,639.
	42"	15"	15"	<b>YSMWMS42L</b>	1,493.	1,639.	1,713.
	48"	15"	15"	<b>YSMWMS48L</b>	1,576.	1,728.	1,809.
	60"	15"	15"	<b>YSMWMS60L</b>	1,969.	2,158.	2,256.
	72"	15"	15"	<b>YSMWMS72L</b>	2,145.	2,355.	2,456.



#### Ordering Information

##### Wall Mounted Metal Cabinets, Open Front

1. Pattern Number
2. Case Finish

##### Wall Mounted Metal Cabinets with Sliding Door

1. Pattern Number
2. Paint Configuration
3. Case Finish
4. Door Finish
5. Pull Finish

#### Order Code

##### Wall Mounted Open Front Metal Cabinets

*Example:* **YSMWMO60, 118T**

**YSMWMO** Wall Mounted Metal  
Cabinets

**60** Width

**118T** Bright White Paint

##### Wall Mounted Metal Cabinets with Sliding Door

*Example:* **YSMWMS60LY, 118T,**  
**613, 118T**

**YSMW** Wall Mounted Metal  
**MS** Cabinet

**60** Width

**L** Lock

**Y** Different Paint Finishes

**118T** Bright White Painted  
Case

**613** Silver Painted Door

**118T** Bright White Painted  
Pull

#### Included With

##### Wall Mounted Metal Cabinets, Open Front

Full width interlocking wall mount  
cleats

##### Wall Mounted Metal Cabinets with Sliding Doors

Full width interlocking wall mount  
cleats

#### Options

##### Wall Mounted Metal Cabinets, Open Front

##### Wall Mounted Metal Cabinets with Sliding Doors

##### Paint Configuration Options:

Add (S) or (Y) at the end of the  
pattern number to specify the paint  
configuration.

(S) = Same paint finish on case and  
sliding door

(Y) = Different paint finish on case  
and sliding door

When different paint finishes are  
being selected for the case, doors or  
pulls, the price is the higher of the  
two paint finish grades.

##### Lock Option:

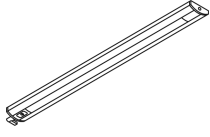
To specify a wall mounted metal  
cabinet with sliding doors without a  
lock replace the "L" suffix in the  
pattern number with an "N".

##### Pull Finish Options:

Door pulls are available in Knoll  
core paints, Dark Red (130) and  
Slate Blue (131) paint finishes.

# LED Task Lights

*for wood and metal overhead storage*

description	type	w	d	h	pattern no.	list
 LED Task Light	For use with 36" and wider overheads (48 LED's)	31"	2"	1/2"	<b>YL4L31</b>	\$1,255.
	For use with 48" and wider overheads (72 LED's)	44"	2"	1/2"	<b>YL4L44</b>	1,636.
	For use with 66" and wider overheads (96 LED's)	58"	2"	1/2"	<b>YL4L58</b>	2,051.
	For use with 24" and wider overheads (24 LED's)	17"	2"	1/2"	<b>YL4L17</b>	752.

## Ordering Information

### LED Task Lights

1. Pattern Number

## Order Code

### LED Task Lights

*Example:* **YL4L17**  
**YL4** Task Light  
**L** LED  
**17** Width

## Included With

**LED Task Lights**  
 LED's  
 Power Supply with 9' cord for 17" and 12' cord for 31", 44" and 58"  
 Mounting Hardware

## Options

### LED Task Lights

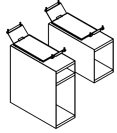
Housings are clear anodized aluminum with white color end-caps.

Power cord is able to attach to either end of fixture.

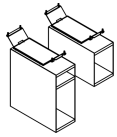
# Hybrid Suspended Storage for Telescope Tables

## Open

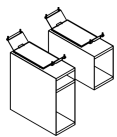
description	type	w	d	h	pattern no.	Open lam	Open V1	Open V2	Open V3
Suspended storage for 24" deep Single-sided Telescope tables	For mounting inside the leg of Table	7"	17"	10"	<b>YNHO1017TS24I( ) ( )</b>	\$1,834.	\$2,189.	\$2,308.	\$2,663.
		7"	17"	18"	<b>YNHO1817TS24I( ) ( )</b>	2,106.	2,698.	2,817.	3,408.



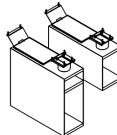
Suspended storage for 27" deep Single-sided Telescope tables	For mounting inside the leg of Table	7"	17"	10"	<b>YNHO1017TS27I( ) ( )</b>	1,834.	2,189.	2,308.	2,663.
		7"	17"	18"	<b>YNHO1817TS27I( ) ( )</b>	2,106.	2,698.	2,817.	3,408.
		7"	20"	10"	<b>YNHO1020TS27I( ) ( )</b>	1,834.	2,189.	2,308.	2,663.
		7"	20"	18"	<b>YNHO1820TS27I( ) ( )</b>	2,106.	2,698.	2,817.	3,408.



Suspended storage for 30" deep Single-sided Telescope tables	For mounting inside the leg of Table	7"	17"	10"	<b>YNHO1017TS30I( ) ( )</b>	1,834.	2,189.	2,308.	2,663.
		7"	17"	18"	<b>YNHO1817TS30I( ) ( )</b>	2,106.	2,698.	2,817.	3,408.
		7"	20"	10"	<b>YNHO1020TS30I( ) ( )</b>	1,834.	2,189.	2,308.	2,663.
		7"	20"	18"	<b>YNHO1820TS30I( ) ( )</b>	2,106.	2,698.	2,817.	3,408.
		7"	23"	10"	<b>YNHO1023TS30I( ) ( )</b>	1,834.	2,189.	2,308.	2,663.
		7"	23"	18"	<b>YNHO1823TS30I( ) ( )</b>	2,106.	2,698.	2,817.	3,408.



Suspended storage for 24" deep Double-sided Telescope tables	For mounting inside the leg of Table	7"	17"	10"	<b>YNHO1017TD24I( ) ( )</b>	1,834.	2,189.	2,308.	2,663.
		7"	17"	18"	<b>YNHO1817TD24I( ) ( )</b>	2,106.	2,698.	2,817.	3,408.

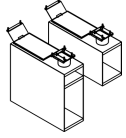


Ordering Information	Order Code	Included With	Options
<b>Suspended storage</b> 1. Pattern Number 2. Case Finish: Laminate or Veneer 3. Side panel finish: Painted	<b>Suspended storage</b> <hr/> <i>Example:</i> YNHO1817TS24I <b>Y</b> Antenna <hr/> <b>NH</b> Hybrid Storage <hr/> <b>O</b> Open <hr/> <b>18</b> Height <hr/> <b>17</b> Depth <hr/> <b>TS</b> Telescope, Single-sided <hr/> <b>24</b> Table Depth <hr/> <b>I</b> Inside Mount <hr/> <b>118</b> Laminate Case <hr/> <b>118</b> Painted Side panels	Worksurface drill guide.	<b>Suspended Storage</b> <hr/> <b>Finish Options:</b> (L) = Laminate (V) = Veneer

# Hybrid Suspended Storage for Telescope Tables

## Open

description	type	w	d	h	pattern no.	Open lam	Open V1	Open V2	Open V3
Suspended storage for 27" deep Double-sided Telescope tables	For mounting inside the leg of Table	7"	20"	10"	<b>YNHO1020TD27I()</b>	\$1,834.	\$2,189.	\$2,308.	\$2,663.
		7"	20"	18"	<b>YNHO1820TD27I()</b>	2,106.	2,698.	2,817.	3,408.
		7"	23"	10"	<b>YNHO1023TD27I()</b>	1,834.	2,189.	2,308.	2,663.
		7"	23"	18"	<b>YNHO1823TD27I()</b>	2,106.	2,698.	2,817.	3,408.



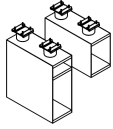
Ordering Information	Order Code	Included With	Options
<b>Suspended storage</b> 1. Pattern Number 2. Case Finish: Laminate or Veneer 3. Side panel finish: Painted	<b>Suspended storage</b> <hr/> <i>Example:</i> YNHO1817TS24I <hr/> <b>Y</b> Antenna <hr/> <b>NH</b> Hybrid Storage <hr/> <b>O</b> Open <hr/> <b>18</b> Height <hr/> <b>17</b> Depth <hr/> <b>TS</b> Telescope, Single-sided <hr/> <b>24</b> Table Depth <hr/> <b>I</b> Inside Mount <hr/> <b>118</b> Laminate Case <hr/> <b>118</b> Painted Side panels	Worksurface drill guide.	<b>Suspended Storage</b>  <b>Finish Options:</b> (L) = Laminate (V) = Veneer



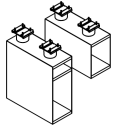
# Hybrid Suspended Storage for k. bench Tables

## Open

description	type	w	d	h	pattern no.	Open lam	Open V1	Open V2	Open V3
Suspended storage for 24" deep Single-sided k. bench tables	For mounting inside the leg of Table	7"	17"	10"	<b>YNHO1017KS24I()</b>	\$1,598.	\$1,953.	\$2,072.	\$2,426.
		7"	17"	18"	<b>YNHO1817KS24I()</b>	1,834.	2,189.	2,308.	3,136.



Suspended storage for 30" deep Single-sided k. bench tables	For mounting inside the leg of Table	7"	20"	10"	<b>YNHO1020KS30I()</b>	1,598.	1,953.	2,072.	2,426.
		7"	20"	18"	<b>YNHO1820KS30I()</b>	1,834.	2,189.	2,308.	3,136.



Suspended storage for 24" deep Double-sided k. bench tables	For mounting inside the leg of Table	7"	17"	10"	<b>YNHO1017KD24I()</b>	1,598.	1,953.	2,072.	2,426.
		7"	17"	18"	<b>YNHO1817KD24I()</b>	1,834.	2,189.	2,308.	3,136.

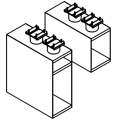
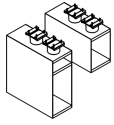
Suspended storage for 30" deep Double-sided k. bench tables	For mounting inside the leg of Table	7"	17"	10"	<b>YNHO1017KD30I()</b>	1,598.	1,953.	2,072.	2,426.
		7"	17"	18"	<b>YNHO1817KD30I()</b>	1,834.	2,189.	2,308.	3,136.
		7"	20"	10"	<b>YNHO1020KD30I()</b>	1,598.	1,953.	2,072.	2,426.
		7"	20"	18"	<b>YNHO1820KD30I()</b>	1,834.	2,189.	2,308.	3,136.

Ordering Information	Order Code	Included With	Options
<b>Suspended storage</b>	<b>Suspended storage</b>	Worksurface drill guide.	<b>Suspended Storage</b>
1. Pattern Number	<i>Example:</i> YNHO1817KS24I		<b>Finish Options:</b>
2. Case Finish: Laminate or Veneer	<b>Y</b> Antenna		(L) = Laminate
3. Side panel finish: Painted	<b>NH</b> Hybrid Storage		(V) = Veneer
	<b>O</b> Open		
	<b>18</b> Height		
	<b>17</b> Depth		
	<b>KS</b> k. bench, Single-sided		
	<b>24</b> Table Depth		
	<b>I</b> Inside Mount		
	<b>118</b> Laminate Case		
	<b>118</b> Painted Side panels		

# Hybrid Suspended Storage for k. stand Tables

## Open

description	type	w	d	h	pattern no.	Open lam	Open V1	Open V2	Open V3
Suspended storage for 24" deep C-Leg of k. stand tables	For mounting inside the leg of Table	7"	17"	10"	<b>YNHO1017KC24I()</b>	\$1,598.	\$1,953.	\$2,072.	\$2,426.
		7"	17"	18"	<b>YNHO1817KC24I()</b>	1,834.	2,189.	2,308.	3,136.
Suspended storage for 30" deep C-Leg of k. stand tables	For mounting inside the leg of Table	7"	17"	10"	<b>YNHO1017KC30I()</b>	1,598.	1,953.	2,072.	2,426.
		7"	17"	18"	<b>YNHO1817KC30I()</b>	1,834.	2,189.	2,308.	3,136.
		7"	20"	10"	<b>YNHO1020KC30I()</b>	1,598.	1,953.	2,072.	2,426.
		7"	20"	18"	<b>YNHO1820KC30I()</b>	1,834.	2,189.	2,308.	3,136.
Suspended storage for 30" deep T-Leg of k. stand tables	For mounting inside the leg of Table	7"	23"	10"	<b>YNHO1023KT30I()</b>	1,598.	1,953.	2,072.	2,426.
		7"	23"	18"	<b>YNHO1823KT30I()</b>	1,834.	2,189.	2,308.	3,136.
Suspended storage for 36" deep T-Leg of k. stand tables	For mounting inside the leg of Table	7"	17"	10"	<b>YNHO1017KT36I()</b>	1,598.	1,953.	2,072.	2,426.
		7"	17"	18"	<b>YNHO1817KT36I()</b>	1,834.	2,189.	2,308.	3,136.

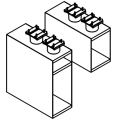
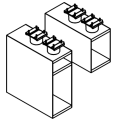


Ordering Information	Order Code	Included With	Options
<b>Suspended storage</b> 1. Pattern Number 2. Case Finish: Laminate or Veneer 3. Side panel finish: Painted	<b>Suspended storage</b> <hr/> <i>Example:</i> YNHO1817KC24I <hr/> <b>Y</b> Antenna <hr/> <b>NH</b> Hybrid Storage <hr/> <b>O</b> Open <hr/> <b>18</b> Height <hr/> <b>17</b> Depth <hr/> <b>KC</b> k. stand, C-Leg KT=k. stand, T-Leg <hr/> <b>24</b> Table Depth <hr/> <b>I</b> Inside Mount <hr/> <b>118</b> Laminate Case <hr/> <b>118</b> Painted Side panels	Worksurface drill guide.	<b>Suspended Storage</b>  <b>Finish Options:</b> (L) = Laminate (V) = Veneer

# Hybrid Suspended Storage for Tone Tables

## Open

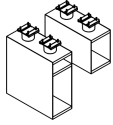
description	type	w	d	h	pattern no.	Open lam	Open V1	Open V2	Open V3
Suspended storage for 24" deep C-Leg Tone tables	For mounting inside the leg of Table	7"	17"	10"	<b>YNHO1017TC24I()</b>	\$1,598.	\$1,953.	\$2,072.	\$2,426.
		7"	17"	18"	<b>YNHO1817TC24I()</b>	1,834.	2,189.	2,308.	3,136.
Suspended storage for 30" deep C-Leg Tone tables	For mounting inside the leg of Table	7"	17"	10"	<b>YNHO1017TC30I()</b>	1,598.	1,953.	2,072.	2,426.
		7"	17"	18"	<b>YNHO1817TC30I()</b>	1,834.	2,189.	2,308.	3,136.
		7"	20"	10"	<b>YNHO1020TC30I()</b>	1,598.	1,953.	2,072.	2,426.
		7"	20"	18"	<b>YNHO1820TC30I()</b>	1,834.	2,189.	2,308.	3,136.
Suspended storage for 30" deep T-Leg Tone tables	For mounting inside the leg of Table	7"	23"	10"	<b>YNHO1023TT30I()</b>	1,598.	1,953.	2,072.	2,426.
		7"	23"	18"	<b>YNHO1823TT30I()</b>	1,834.	2,189.	2,308.	3,136.
Suspended storage for 36" deep T-Leg Tone tables	For mounting inside the leg of Table	7"	17"	10"	<b>YNHO1017TT36I()</b>	1,598.	1,953.	2,072.	2,426.
		7"	23"	18"	<b>YNHO1817TT36I()</b>	1,834.	2,189.	2,308.	3,136.



Ordering Information	Order Code	Included With	Options
<b>Suspended storage</b> 1. Pattern Number 2. Case Finish: Laminate or Veneer 3. Side panel finish: Painted	<b>Suspended storage</b> <hr/> <i>Example:</i> YNHO1817TC24I <hr/> <b>Y</b> Antenna <hr/> <b>NH</b> Hybrid Storage <hr/> <b>O</b> Open <hr/> <b>18</b> Height <hr/> <b>17</b> Depth <hr/> <b>TC</b> Tone, C-Leg TT=Tone, T-Leg <hr/> <b>24</b> Table Depth <hr/> <b>I</b> Inside Mount <hr/> <b>118</b> Laminate Case <hr/> <b>118</b> Painted Side panels	Worksurface drill guide.	<b>Suspended Storage</b>  <b>Finish Options:</b> (L) = Laminate (V) = Veneer

# Hybrid Suspended Storage for Direct Mount Open

description	type	w	d	h	pattern no.	Open lam	Open V1	Open V2	Open V3
Universal suspended storage for mounting to worksurfaces	For direct mounting to worksurfaces	7"	17"	10"	<b>YNHO1017DM()</b> ( )	\$1,598.	\$1,953.	\$2,072.	\$2,426.
		7"	17"	18"	<b>YNHO1817DM()</b> ( )	1,834.	2,189.	2,308.	3,136.
		7"	20"	10"	<b>YNHO1020DM()</b> ( )	1,598.	1,953.	2,072.	2,426.
		7"	20"	18"	<b>YNHO1820DM()</b> ( )	1,834.	2,189.	2,308.	3,136.
		7"	23"	10"	<b>YNHO1023DM()</b> ( )	1,598.	1,953.	2,072.	2,426.
		7"	23"	18"	<b>YNHO1823DM()</b> ( )	1,834.	2,189.	2,308.	3,136.



## Ordering Information

### Suspended storage

1. Pattern Number
2. Case Finish: Laminate or Veneer
3. Side panel finish: Painted

## Order Code

### Suspended storage

*Example:* YNHO1817DM

**Y** Antenna

**NH** Hybrid Storage

**O** Open

**18** Height

**17** Depth

**DM** Direct Mount

**118** Laminate Case

**118** Painted Side panels

## Included With

Worksurface drill guide.

## Options

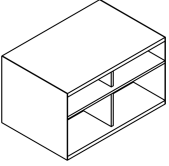
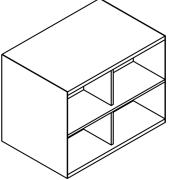
### Suspended Storage

#### Finish Options:

(L) = Laminate

(V) = Veneer

# Hybrid Dual Sided Low Storage Open

description	w	d	h	pattern no.	Laminate (L)	V1 (V)	V2 (V)	V3 (V)
 Dual Open Cabinet, 22"H	36"	24"	22"	<b>YNFDOS2236( ) ( )</b>	\$3,281.	\$5,060.	\$6,840.	\$11,812.
	42"	24"	22"	<b>YNFDOS2242( ) ( )</b>	3,347.	6,233.	7,112.	12,747.
	30"	24"	22"	<b>YNFDOS2230( ) ( )</b>	2,315.	3,675.	4,106.	7,286.
 Dual Open Cabinet, 28"H	36"	24"	28"	<b>YNFDOS2836( ) ( )</b>	3,421.	6,028.	7,625.	13,072.
	30"	24"	28"	<b>YNFDOS2830( ) ( )</b>	2,428.	3,760.	4,206.	7,629.
	42"	24"	28"	<b>YNFDOS2842( ) ( )</b>	3,480.	6,758.	7,819.	14,025.

### Ordering Information

#### Dual Open Cabinets

1. Pattern Number
2. Case Finish: Laminate or Veneer
3. Side panel finish: Painted

### Order Code

#### Dual Open Cabinets

*Example:* YNFDOS2230L, 118, 118T

<b>Y</b>	Antenna
<b>NF</b>	Power Beam, Freestanding
<b>DOS</b>	Dual Sided Open Storage
<b>22</b>	Height
<b>30</b>	Width
<b>L</b>	Laminate
<b>118</b>	Bright White Laminate Shelves
<b>118T</b>	Bright White Laminate Side panels

### Included With

### Options

#### Dual Open Cabinets

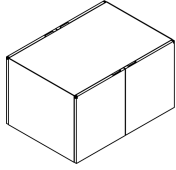
**Finish Options:**  
(L) = Laminate  
(V) = Veneer

# Hybrid Dual Sided Low Storage

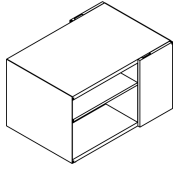
## Open and Enclosed with Doors, 22" and 28" High

Antenna Workspaces GSA

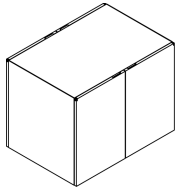
description	w	d	h	pattern no.	Laminate (L)	V1 (V)	V2 (V)	V3 (V)
Dual Sided Hinged Door Cabinet, 22"H	30"	24"	22"	<b>YNFDHD2230( ) ( )</b>	\$5,226.	\$8,313.	\$9,021.	\$13,650.
	36"	24"	22"	<b>YNFDHD2236( ) ( )</b>	5,431.	8,229.	9,301.	14,701.
	42"	24"	22"	<b>YNFDHD2242( ) ( )</b>	5,507.	8,557.	9,668.	16,178.



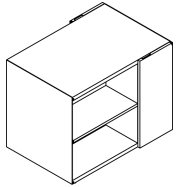
Dual Sided Open with Hinged Door Cabinet, 22"H	36"	24"	22"	<b>YNFDOHD2236( ) ( )</b>	3,913.	5,196.	5,767.	9,713.
	42"	24"	22"	<b>YNFDOHD2242( ) ( )</b>	4,280.	6,557.	7,387.	12,340.



Dual Sided Hinged Door Cabinet, 28"H	30"	24"	28"	<b>YNFDHD2830( ) ( )</b>	5,425.	8,473.	9,524.	15,030.
	36"	24"	28"	<b>YNFDHD2836( ) ( )</b>	5,633.	8,674.	9,821.	16,095.
	42"	24"	28"	<b>YNFDHD2842( ) ( )</b>	5,721.	8,828.	10,114.	17,649.



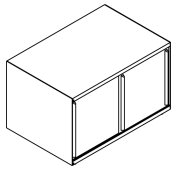
Dual Sided Open with Hinged Door Cabinet, 28"H	36"	24"	28"	<b>YNFDOHD2836( ) ( )</b>	4,268.	6,262.	7,159.	12,009.
	42"	24"	28"	<b>YNFDOHD2842( ) ( )</b>	4,427.	6,935.	7,929.	12,807.



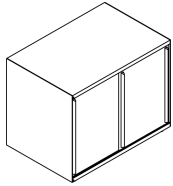
Ordering Information	Order Code	Included With	Options
<b>Dual Sided Hinged Door Cabinets</b>	<b>Dual Sided Hinged Door Cabinets</b>		<b>Dual Open Cabinets</b>
1. Pattern Number	<i>Example:</i> YNFDHD2230L, 118, 118T		<b>Finish Options:</b>
2. Case Finish: Laminate or Veneer	<b>Y</b> Antenna		(L) = Laminate
3. Side panel finish: Painted	<b>NF</b> Power Beam, Freestanding		(V) = Veneer
	<b>DHD</b> Dual Sided Hinge Door		
	<b>22</b> Height		
	<b>30</b> Width		
	<b>L</b> Laminate		
	<b>118</b> Bright White Laminate Shelves		
	<b>118T</b> Bright White Laminate Side panels		

# Hybrid Dual Sided Low Storage Sliding Doors, 22" and 28" High

description	w	d	h	pattern no.	Laminate (L)	V1 (V)	V2 (V)	V3 (V)
Dual Sliding Door Cabinet, 22"H	30"	24"	22"	YNFSD2230( ) ( ) ( )	\$3,719.	\$5,140.	\$5,564.	\$8,972.
	36"	24"	22"	YNFSD2236( ) ( ) ( )	4,524.	6,409.	8,024.	12,995.
	42"	24"	22"	YNFSD2242( ) ( ) ( )	4,531.	7,061.	8,296.	13,931.



Dual Sliding Door Cabinet, 28"H	30"	24"	28"	YNFSD2830( ) ( ) ( )	4,234.	5,348.	5,748.	9,198.
	36"	24"	28"	YNFSD2836( ) ( ) ( )	4,754.	6,826.	8,808.	14,256.
	42"	24"	28"	YNFSD2842( ) ( ) ( )	4,867.	7,337.	9,002.	15,209.



## Ordering Information

### Dual Sided Sliding Door Cabinet

1. Pattern Number
2. Case Finish: Laminate or Veneer
3. Locking Option
4. Paint Finish
5. Pull Option
6. Pull Finish

## Order Code

### Dual Sided Sliding Door Cabinets

*Example:* **YNFSD2230LL**

<b>Y</b>	Antenna
<b>NF</b>	Power Beam, Freestanding
<b>D</b>	Dual Sided
<b>SD</b>	Sliding Door
<b>22</b>	Height
<b>30</b>	Width
<b>L</b>	Laminate
<b>L</b>	Locking
<b>118</b>	Bright White Laminate
<b>118T</b>	Bright White Paint
<b>E</b>	Edge Pull
<b>118T</b>	Bright White Paint

## Included With

## Options

### Dual-Sided Sliding Door Cabinets

#### Finish Options:

- (L) = Laminate
- (V) = Veneer

#### Lock Option:

- (L) = Locking
- (N) = Non-Locking

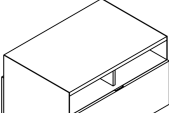
#### Pull Option:

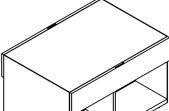
- (W) = Wood Pull - \$150 Upcharge for Single Sided Sliding Door Cabinets
- (CLR) = Clear Pull
- (M) = Metal Pull = All painted Antenna colors and (AA) for Anodized aluminum

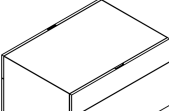
# Hybrid Dual Sided Low Storage

## Freestanding Dual Sided Storage with Drawers, 22" High

Antenna Workspaces GSA

description	w	d	h	pattern no.	Laminate (L)	V1 (V)	V2 (V)	V3 (V)
	30"	24"	22"	<b>YNFDOD2230</b> ( ) ( ) ( )	\$3,587.	\$5,798.	\$6,293.	\$9,522.
	42"	24"	22"	<b>YNFDOD2242</b> ( ) ( ) ( )	3,782.	5,969.	6,744.	11,285.
	36"	24"	22"	<b>YNFDOD2236</b> ( ) ( ) ( )	3,867.	5,740.	6,488.	10,254.

	30"	24"	22"	<b>YNFDDO2230</b> ( ) ( ) ( )	3,587.	5,798.	6,293.	9,522.
	36"	24"	22"	<b>YNFDDO2236</b> ( ) ( ) ( )	3,728.	5,740.	6,488.	10,254.
	42"	24"	22"	<b>YNFDDO2242</b> ( ) ( ) ( )	3,782.	5,969.	6,744.	11,285.

	42"	24"	22"	<b>YNFDDD2242</b> ( ) ( ) ( )	4,442.	6,632.	7,493.	12,537.
	30"	24"	22"	<b>YNFDDD2230</b> ( ) ( ) ( )	4,214.	6,442.	6,992.	10,579.
	36"	24"	22"	<b>YNFDDD2236</b> ( ) ( ) ( )	4,379.	6,378.	7,209.	11,393.

Ordering Information	Order Code	Included With	Options
<b>Dual Sided Cabinets with Drawers</b> 1. Pattern Number 2. Case Finish: Laminate or Veneer 3. Locking Option 4. Paint Finish 5. Pull Option 6. Pull Finish	<b>Dual-Sided Cabinets with Drawers</b> <hr/> <i>Example:</i> <b>YNFDOD2230LL, 118T</b> <b>Y</b> Antenna <hr/> <b>NF</b> Power Beam, Freestanding <hr/> <b>D</b> Dual Sided <hr/> <b>OD</b> Open over Drawer <hr/> <b>22</b> Height <hr/> <b>30</b> Width <hr/> <b>L</b> Laminate <hr/> <b>L</b> Locking <hr/> <b>118</b> Bright White Laminate <hr/> <b>118T</b> Bright White Paint <hr/> <b>E</b> Edge Pull <hr/> <b>118T</b> Bright White Paint	Note: Hybrid storage with drawers does not include filing capability.	<b>Dual Sided Sliding Door Cabinets</b> <b>Finish Options:</b> (L) = Laminate (V) = Veneer <b>Lock Option:</b> (L) = Locking (N) = Non-Locking <b>Pull Option:</b> (E) = Edge Pull (I) = Insert Pull (D) = Loop Pull See material and finish matrix for drawer pull finish options.

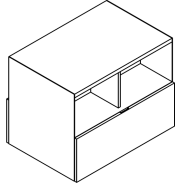


# Hybrid Dual Sided Low Storage

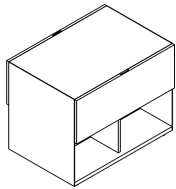
## Freestanding Dual Sided Storage with Drawers, 28" High

Antenna Workspaces GSA

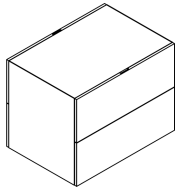
description	w	d	h	pattern no.	Laminate (L)	V1 (V)	V2 (V)	V3 (V)
Dual Sided Open Over Drawer Cabinet, 28"H	30"	24"	28"	<b>YNFDOD2830</b> ( ) ( ) ( )	\$3,725.	\$5,909.	\$6,642.	\$10,484.
	36"	24"	28"	<b>YNFDOD2836</b> ( ) ( ) ( )	3,867.	6,049.	6,850.	11,226.
	42"	24"	28"	<b>YNFDOD2842</b> ( ) ( ) ( )	3,927.	6,157.	7,054.	12,311.



Dual Sided Drawer Over Open Cabinet, 28"H	30"	24"	28"	<b>YNFDDO2830</b> ( ) ( ) ( )	3,725.	5,909.	6,642.	10,484.
	36"	24"	28"	<b>YNFDDO2836</b> ( ) ( ) ( )	3,867.	6,049.	6,850.	11,226.
	42"	24"	28"	<b>YNFDDO2842</b> ( ) ( ) ( )	3,927.	6,157.	7,054.	12,311.



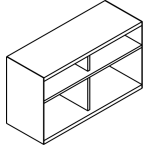
Dual Sided Drawer Over Drawer Cabinet, 28"H	30"	24"	28"	<b>YNFDDD2830</b> ( ) ( ) ( )	4,375.	6,566.	7,381.	11,649.
	36"	24"	28"	<b>YNFDDD2836</b> ( ) ( ) ( )	4,542.	6,722.	7,610.	12,473.
	42"	24"	28"	<b>YNFDDD2842</b> ( ) ( ) ( )	4,613.	6,843.	7,838.	13,679.



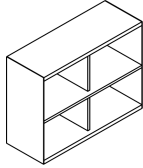
Ordering Information	Order Code	Included With	Options
<b>Dual Sided Cabinets with Drawers</b> 1. Pattern Number 2. Case Finish: Laminate or Veneer 3. Locking Option 4. Paint Finish 5. Pull Option 6. Pull Finish	<b>Dual-Sided Cabinets with Drawers</b> <hr/> <i>Example:</i> <b>YNFDOD2830LL, 118T</b> <b>Y</b> Antenna <hr/> <b>NF</b> Power Beam, Freestanding <hr/> <b>D</b> Dual Sided <hr/> <b>OD</b> Open over Drawer <hr/> <b>22</b> Height <hr/> <b>30</b> Width <hr/> <b>L</b> Laminate <hr/> <b>L</b> Locking <hr/> <b>118</b> Bright White Laminate <hr/> <b>118T</b> Bright White Paint <hr/> <b>E</b> Edge Pull <hr/> <b>118T</b> Bright White Paint	Note: Hybrid storage with drawers does not include filing capability.	<b>Dual Sided Sliding Door Cabinets</b> <b>Finish Options:</b> (L) = Laminate (V) = Veneer <b>Lock Option:</b> (L) = Locking (N) = Non-Locking <b>Pull Option:</b> (E) = Edge Pull (I) = Insert Pull (D) = Loop Pull See material and finish matrix for drawer pull finish options.

# Hybrid Single-Sided Low Storage Open

description	w	d	h	pattern no.	Laminate (L)	V1 (V)	V2 (V)	V3 (V)
Single-Sided Open Cabinet, 22"H	30"	13.5"	22"	<b>YNFSOS2230( )()</b>	\$1,908.	\$3,310.	\$3,589.	\$5,792.
	36"	13.5"	22"	<b>YNFSOS2236( )()</b>	2,255.	4,118.	4,627.	7,868.
	42"	13.5"	22"	<b>YNFSOS2242( )()</b>	2,303.	4,221.	4,807.	8,519.



Single-Sided Open Cabinet, 28"H	30"	13.5"	28"	<b>YNFSOS2830( )()</b>	1,986.	3,350.	3,711.	6,344.
	36"	13.5"	28"	<b>YNFSOS2836( )()</b>	2,344.	4,424.	4,969.	8,599.
	42"	13.5"	28"	<b>YNFSOS2842( )()</b>	2,391.	4,523.	5,246.	9,409.

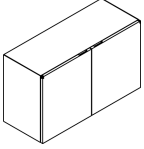
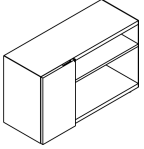
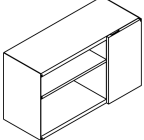


Ordering Information	Order Code	Included With	Options
<b>Dual Open Cabinets</b>	<b>Dual Open Cabinets</b>		<b>Dual Open Cabinets</b>
1. Pattern Number	<i>Example:</i> YNFSOS2230L, 118,		<b>Finish Options:</b>
2. Case Finish: Laminate or Veneer	118T		(L) = Laminate
3. Side panel finish: Painted	<b>Y</b> Antenna		(V) = Veneer
	<b>NF</b> Power Beam, Freestanding		
	<b>SOS</b> Single-Sided Open Storage		
	<b>22</b> Height		
	<b>30</b> Width		
	<b>L</b> Laminate		
	<b>118</b> Bright White Laminate Shelves		
	<b>118T</b> Bright White Laminate Side panels		

# Hybrid Single-Sided Low Storage

## Open and Enclosed with Doors, 22" High

Antenna Workspaces GSA

description	w	d	h	pattern no.	Laminate (L)	V1 (V)	V2 (V)	V3 (V)
 Single-Sided Hinged Door Cabinet, 22"H	30"	13.5"	22"	<b>YNFSHD2230</b> ( ) ( )	\$4,358.	\$7,534.	\$8,660.	\$12,769.
	36"	13.5"	22"	<b>YNFSHD2236</b> ( ) ( )	4,618.	7,637.	8,669.	13,443.
	42"	13.5"	22"	<b>YNFSHD2242</b> ( ) ( )	4,650.	7,607.	8,686.	14,007.
 Single-Sided Open with Hinged Door Left Cabinet, 22"H	36"	13.5"	22"	<b>YNFSOHL2236</b> ( ) ( )	3,356.	4,959.	5,530.	9,123.
	42"	13.5"	22"	<b>YNFSOHL2242</b> ( ) ( )	3,356.	5,422.	6,138.	9,707.
 Single-Sided Open with Hinged Door Right Cabinet, 22"H	36"	13.5"	22"	<b>YNFSOHR2236</b> ( ) ( )	3,356.	4,959.	5,530.	9,123.
	42"	13.5"	22"	<b>YNFSOHR2242</b> ( ) ( )	3,356.	5,422.	6,138.	9,707.

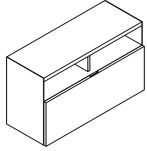
Ordering Information	Order Code	Included With	Options
<b>Dual Open Cabinets</b>	<b>Dual Open Cabinets</b>		<b>Dual Open Cabinets</b>
1. Pattern Number	<i>Example:</i> YNFSOS2230L, 118, 118T		<b>Finish Options:</b>
2. Case Finish: Laminate or Veneer	<b>Y</b> Antenna		(L) = Laminate
3. Side panel finish: Painted	<b>NF</b> Power Beam, Freestanding		(V) = Veneer
	<b>SOS</b> Single-Sided Open Storage		
	<b>22</b> Height		
	<b>30</b> Width		
	<b>L</b> Laminate		
	<b>118</b> Bright White Laminate Shelves		
	<b>118T</b> Bright White Laminate Side panels		

# Hybrid Single-Sided Low Storage

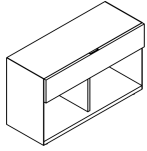
## Freestanding Single-Sided Storage with Drawers, 22" High

Antenna Workspaces GSA

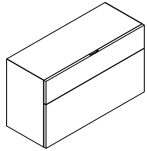
description	w	d	h	pattern no.	Laminate (L)	V1 (V)	V2 (V)	V3 (V)
Single-Sided Open Over Drawer Cabinet, 22"H	30"	13.5"	22"	YNFSOD2230( )( )( )	\$2,849.	\$5,124.	\$5,889.	\$8,683.
	36"	13.5"	22"	YNFSOD2236( )( )( )	3,018.	5,194.	5,895.	9,140.
	42"	13.5"	22"	YNFSOD2242( )( )( )	3,038.	5,172.	5,906.	9,525.



Single-Sided Drawer Over Open Cabinet, 22"H	30"	13.5"	22"	YNFSDO2230( )( )( )	2,849.	5,124.	5,889.	8,683.
	36"	13.5"	22"	YNFSDO2236( )( )( )	3,018.	5,194.	5,895.	9,140.
	42"	13.5"	22"	YNFSDO2242( )( )( )	3,038.	5,172.	5,906.	9,525.



Single-Sided Drawer Over Drawer Cabinet, 22"H	30"	13.5"	22"	YNFSDD2230( )( )( )	3,706.	6,404.	7,360.	10,853.
	36"	13.5"	22"	YNFSDD2236( )( )( )	3,926.	6,492.	7,369.	11,425.
	42"	13.5"	22"	YNFSDD2242( )( )( )	3,952.	6,467.	7,384.	11,906.



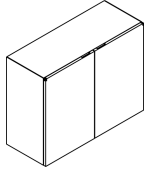
Ordering Information	Order Code	Included With	Options
<b>Single Sided Cabinets with Drawers</b> 1. Pattern Number 2. Case Finish: Laminate or Veneer 3. Locking Option 4. Paint Finish 5. Pull Option 6. Pull Finish	<b>Single Sided Cabinets with Drawers</b> <i>Example:</i> <b>YNFSDD2230LL</b> <b>Y</b> Antenna <b>NF</b> Power Beam, Freestanding <b>S</b> Single-Sided <b>DD</b> Drawer over Drawer <b>22</b> Height <b>30</b> Width <b>L</b> Laminate <b>L</b> Locking <b>118</b> Bright White Laminate <b>118T</b> Bright White Paint <b>E</b> Edge Pull <b>118T</b> Bright White Paint	Note: Hybrid storage with drawers does not include filing capability.	<b>Single Sided Cabinets with Drawers</b> <b>Finish Options:</b> (L) = Laminate (V) = Veneer <b>Lock Option:</b> (L) = Locking (N) = Non-Locking <b>Pull Option:</b> (E) = Edge Pull (I) = Insert Pull (D) = Loop Pull See material and finish matrix for drawer pull finish options.

# Hybrid Single-Sided Low Storage

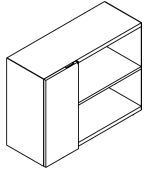
## Open and Enclosed with Doors, 28" High

Antenna Workspaces GSA

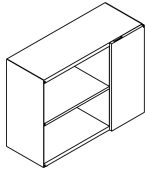
description	w	d	h	pattern no.	Laminate (L)	V1 (V)	V2 (V)	V3 (V)
Single-Sided Hinged Door Cabinet, 28"H	30"	13.5"	28"	<b>YNFSHD2830( ) ( )</b>	\$4,672.	\$7,724.	\$8,773.	\$13,998.
	36"	13.5"	28"	<b>YNFSHD2836( ) ( )</b>	4,642.	7,776.	8,951.	14,351.
	42"	13.5"	28"	<b>YNFSHD2842( ) ( )</b>	4,708.	7,906.	9,116.	15,978.



Single-Sided Open with Hinged Door Left Cabinet, 28"H	36"	13.5"	28"	<b>YNFSOHL2836( ) ( )</b>	3,455.	5,501.	6,111.	9,666.
	42"	13.5"	28"	<b>YNFSOHL2842( ) ( )</b>	3,455.	5,549.	6,306.	10,331.



Single-Sided Open with Hinged Door Right Cabinet, 28"H	36"	13.5"	28"	<b>YNFSOHR2836( ) ( )</b>	3,455.	5,501.	6,111.	9,662.
	42"	13.5"	28"	<b>YNFSOHR2842( ) ( )</b>	3,455.	5,549.	6,306.	10,331.

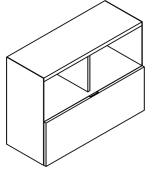


Ordering Information	Order Code	Included With	Options
<b>Single Sided Cabinets with Drawers</b> 1. Pattern Number 2. Case Finish: Laminate or Veneer 3. Locking Option 4. Paint Finish 5. Pull Option 6. Pull Finish	<b>Single Sided Cabinets with Drawers</b> <i>Example:</i> <b>YNFSDD2830LL</b> <b>Y</b> Antenna <b>NF</b> Power Beam, Freestanding <b>S</b> Single-Sided <b>DD</b> Drawer over Drawer <b>28</b> Height <b>30</b> Width <b>L</b> Laminate <b>L</b> Locking <b>118</b> Bright White Laminate <b>118T</b> Bright White Paint <b>E</b> Edge Pull <b>118T</b> Bright White Paint		<b>Single Sided Cabinets with Drawers</b> <b>Finish Options:</b> (L) = Laminate (V) = Veneer <b>Lock Option:</b> (L) = Locking (N) = Non-Locking <b>Pull Option:</b> (E) = Edge Pull (I) = Insert Pull (D) = Loop Pull See material and finish matrix for drawer pull finish options.

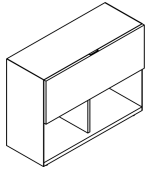
# Hybrid Single-Sided Low Storage

## Freestanding Single-Sided Storage with Drawers, 28" High

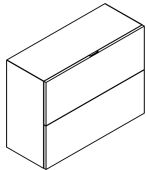
description	w	d	h	pattern no.	list	Laminate (L)	V1 (V)	V2 (V)	V3 (V)
Single-Sided Open Over Drawer Cabinet, 28"H	30"	13.5"	28"	YNFSOD2830( ) ( ) ( )		\$3,052.	\$5,253.	\$5,966.	\$9,518.
	36"	13.5"	28"	YNFSOD2836( ) ( ) ( )		3,033.	5,288.	6,087.	9,759.
	42"	13.5"	28"	YNFSOD2842( ) ( ) ( )		3,076.	5,375.	6,200.	10,866.



Single-Sided Drawer Over Open Cabinet, 28"H	30"	13.5"	28"	YNFSOD2830( ) ( ) ( )		3,052.	5,253.	5,966.	9,518.
	36"	13.5"	28"	YNFSOD2836( ) ( ) ( )		3,033.	5,288.	6,087.	9,759.
	42"	13.5"	28"	YNFSOD2842( ) ( ) ( )		3,076.	5,375.	6,200.	10,866.



Single-Sided Drawer Over Drawer Cabinet, 28"H	30"	13.5"	28"	YNFSDD2830( ) ( ) ( )		3,971.	6,565.	7,457.	11,897.
	36"	13.5"	28"	YNFSDD2836( ) ( ) ( )		3,945.	6,611.	7,608.	12,198.
	42"	13.5"	28"	YNFSDD2842( ) ( ) ( )		4,000.	6,720.	7,750.	13,582.

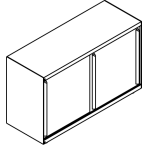


Ballast/Counterweight kit				YNFCWKIT1	279.	0.	0.	0.	0.
				YNFCWKIT2	556.	0.	0.	0.	0.

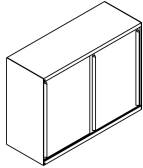
Ordering Information	Order Code	Application Information	Options
<b>Single Sided Cabinets with Drawers</b> 1. Pattern Number 2. Case Finish: Laminate or Veneer 3. Locking Option 4. Paint Finish 5. Pull Option 6. Pull Finish	<b>Single Sided Cabinets with Drawers</b>  <i>Example:</i> <b>YNFSDD2830LL</b> <b>Y</b> Antenna <b>NF</b> Power Beam, Freestanding <b>S</b> Single-Sided <b>DD</b> Drawer over Drawer <b>28</b> Height <b>30</b> Width <b>L</b> Laminate <b>L</b> Locking <b>118</b> Bright White Laminate <b>118T</b> Bright White Paint <b>E</b> Edge Pull <b>118T</b> Bright White Paint	YNFCWKIT1 - for use with YNFSDD28 YNFCWKIT2 - for use with YNFSOD28  Note: Hybrid storage with drawers does not include filing capability.	<b>Single Sided Cabinets with Drawers</b>  <b>Finish Options:</b> (L) = Laminate (V) = Veneer  <b>Lock Option:</b> (L) = Locking (N) = Non-Locking  <b>Pull Option:</b> (E) = Edge Pull (I) = Insert Pull (D) = Loop Pull  See material and finish matrix for drawer pull finish options.

# Hybrid Single-Sided Low Storage Sliding Doors, 22" and 28" High

description	w	d	h	pattern no.	Laminate (L)	V1 (V)	V2 (V)	V3 (V)
Single-Sided Sliding Door Cabinet, 22"H	30"	13.5"	22"	<b>YNFSSD2230</b> ( ) ( ) ( )	\$3,334.	\$4,726.	\$5,068.	\$7,529.
	36"	13.5"	22"	<b>YNFSSD2236</b> ( ) ( ) ( )	3,695.	5,618.	6,042.	9,259.
	42"	13.5"	22"	<b>YNFSSD2242</b> ( ) ( ) ( )	3,809.	6,168.	6,892.	10,580.



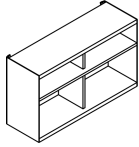
description	w	d	h	pattern no.	Laminate (L)	V1 (V)	V2 (V)	V3 (V)
Single-Sided Sliding Door Cabinet, 28"H	30"	13.5"	28"	<b>YNFSSD2830</b> ( ) ( ) ( )	3,387.	4,856.	5,218.	7,930.
	36"	13.5"	28"	<b>YNFSSD2836</b> ( ) ( ) ( )	3,924.	5,939.	6,381.	9,989.
	42"	13.5"	28"	<b>YNFSSD2842</b> ( ) ( ) ( )	3,961.	6,307.	7,496.	11,608.



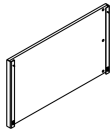
Ordering Information	Order Code	Included With	Options
<b>Single Sided Sliding Door Cabinet</b> 1. Pattern Number 2. Case Finish: Laminate or Veneer 3. Locking Option 4. Paint Option 5. Pull Option 6. Pull Finish	<b>Single Sided Sliding Door Cabinets</b> <hr/> <i>Example:</i> <b>YNFSSD2230LL, 118T</b> <hr/> <b>Y</b> Antenna <hr/> <b>NF</b> Power Beam, Freestanding <hr/> <b>SSD</b> Single Sided Sliding Door <hr/> <b>22</b> Height <hr/> <b>30</b> Width <hr/> <b>L</b> Laminate <hr/> <b>L</b> Locking <hr/> <b>118</b> Bright White Laminate Shelves <hr/> <b>118T</b> Bright White Laminate Side panels		<b>Single Sided Sliding Door Cabinets</b> <hr/> <b>Finish Options:</b> (L) = Laminate (V) = Veneer <hr/> <b>Lock Option:</b> (L) = Locking (N) = Non-Locking <hr/> <b>Pull Option:</b> (W) = Wood Pull - \$150 Upcharge for Single Sided Sliding Door Cabinets (CLR) = Clear Pull (M) = Metal Pull = All painted Antenna colors and (AA) for Anodized aluminum

# Hybrid Tech-back Low Storage Open, 22" High

description	w	d	h	pattern no.	Laminate (L)	V1 (V)	V2 (V)	V3 (V)
Single-Sided Tech-Back Open Cabinet, 22"H	30"	12"	22"	<b>YNFTOS2230( )</b>	\$1,908.	\$3,310.	\$3,589.	\$5,792.
	36"	12"	22"	<b>YNFTOS2236( )</b>	2,255.	4,118.	4,627.	7,868.
	42"	12"	22"	<b>YNFTOS2242( )</b>	2,303.	4,221.	4,807.	8,519.



description	w	d	h	pattern no.	Laminate (L)	V1 (V)	V2 (V)	V3 (V)
Back Panel for Tech Enclosure, 22"H	30"	1.5"	22"	<b>YNFTBP2230( )</b>	1,039.	1,464.	1,584.	2,456.
	36"	1.5"	22"	<b>YNFTBP2236( )</b>	1,052.	1,452.	1,639.	2,672.
	42"	1.5"	22"	<b>YNFTBP2242( )</b>	1,075.	1,562.	1,723.	2,895.



## Ordering Information

### Dual Open Cabinets

1. Pattern Number
2. Case Finish: Laminate or Veneer
3. Side panel finish: Painted

## Order Code

### Dual Open Cabinets

*Example:* YNFTOS2230L, 118,  
118T

<b>Y</b>	Antenna
<b>NF</b>	Power Beam, Freestanding
<b>TOS</b>	Tech-Back Open Storage
<b>22</b>	Height
<b>30</b>	Width
<b>L</b>	Laminate
<b>118</b>	Bright White Laminate Shelves
<b>118T</b>	Bright White Laminate Side panels

## Included With

## Options

### Dual Open Cabinets

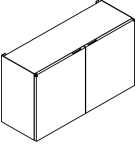
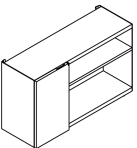
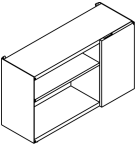
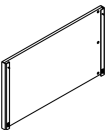
**Finish Options:**  
(L) = Laminate  
(V) = Veneer



# Hybrid Tech-back Low Storage

## Open and Enclosed with Doors, 22" High

Antenna Workspaces GSA

description	w	d	h	pattern no.	Laminate (L)	V1 (V)	V2 (V)	V3 (V)
 Single-Sided Tech-Back Hinged Door Cabinet, 22"H	30"	12"	22"	YNFTHD2230( ) ( )	\$4,358.	\$7,534.	\$8,660.	\$12,769.
	42"	12"	22"	YNFTHD2242( ) ( )	4,650.	7,607.	8,686.	14,007.
	36"	12"	22"	YNFTHD2236( ) ( )	4,618.	7,637.	8,669.	13,443.
 Single-Sided Tech-Back with Hinged Door Left Cabinet, 22"H	36"	12"	22"	YNFTOHL2236( ) ( )	3,356.	4,959.	5,530.	9,123.
	42"	12"	22"	YNFTOHL2242( ) ( )	3,356.	5,422.	6,138.	9,707.
 Single-Sided Tech-Back with Hinged Door Right Cabinet, 22"H	42"	12"	22"	YNFTOHR2242( ) ( )	3,356.	5,422.	6,138.	9,707.
	36"	12"	22"	YNFTOHR2236( ) ( )	3,356.	4,959.	5,530.	9,123.
 Back Panel for Tech Enclosure, 22"H	30"	1.5"	22"	YNFTBP2230( )	1,039.	1,464.	1,584.	2,456.
	36"	1.5"	22"	YNFTBP2236( )	1,052.	1,452.	1,639.	2,672.
	42"	1.5"	22"	YNFTBP2242( )	1,075.	1,562.	1,723.	2,895.

### Ordering Information

#### Dual Open Cabinets

1. Pattern Number
2. Case Finish: Laminate or Veneer
3. Side panel finish: Painted

### Order Code

#### Hybrid Tech-back Low Cabinets

*Example:* YNFTOD2230L, 118, 118T

<b>Y</b>	Antenna
<b>NF</b>	Power Beam, Freestanding
<b>TOD</b>	Tech-Back Open Storage
<b>22</b>	Height
<b>30</b>	Width
<b>L</b>	Laminate
<b>118</b>	Bright White Laminate Shelves
<b>118T</b>	Bright White Laminate Side panels

### Included With

### Options

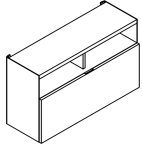
#### Dual Open Cabinets

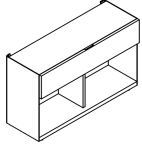
**Finish Options:**  
(L) = Laminate  
(V) = Veneer

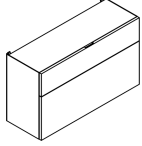
# Hybrid Tech-back Low Storage

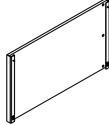
## Freestanding Tech-Back Storage with Drawers, 22" High

Antenna Workspaces GSA

description	w	d	h	pattern no.	Laminate (L)	V1 (V)	V2 (V)	V3 (V)
	30"	12"	22"	YNFTOD2230( ) ( ) ( )	\$2,849.	\$5,124.	\$5,889.	\$8,683.
	36"	12"	22"	YNFTOD2236( ) ( ) ( )	3,018.	5,194.	5,895.	9,140.
	42"	12"	22"	YNFTOD2242( ) ( ) ( )	3,038.	5,172.	5,906.	9,525.

description	w	d	h	pattern no.	Laminate (L)	V1 (V)	V2 (V)	V3 (V)
	30"	12"	22"	YNFTDO2230( ) ( ) ( )	2,849.	5,124.	5,889.	8,683.
	36"	12"	22"	YNFTDO2236( ) ( ) ( )	3,018.	5,194.	5,895.	9,140.
	42"	12"	22"	YNFTDO2242( ) ( ) ( )	3,038.	5,172.	5,906.	9,525.

description	w	d	h	pattern no.	Laminate (L)	V1 (V)	V2 (V)	V3 (V)
	30"	12"	22"	YNFTDD2230( ) ( ) ( )	3,706.	6,404.	7,360.	10,853.
	36"	12"	22"	YNFTDD2236( ) ( ) ( )	3,926.	6,492.	7,369.	11,425.
	42"	12"	22"	YNFTDD2242( ) ( ) ( )	3,952.	6,467.	7,384.	11,906.

description	w	d	h	pattern no.	Laminate (L)	V1 (V)	V2 (V)	V3 (V)
	30"	1.5"	22"	YNFTBP2230( )	1,039.	1,464.	1,584.	2,456.
	36"	1.5"	22"	YNFTBP2236( )	1,052.	1,452.	1,639.	2,672.
	42"	1.5"	22"	YNFTBP2242( )	1,075.	1,562.	1,723.	2,895.

### Ordering Information

#### Single-sided Cabinets with Drawers and Tech Back

1. Pattern Number
2. Case Finish: Laminate or Veneer
3. Paint Finish
4. Pull Option
5. Pull Finish

### Order Code

#### Single-Sided Cabinets with Drawers and Tech Back

Example: **YNFTOD2230LL**

<b>Y</b>	Antenna
<b>NF</b>	Power Beam, Freestanding
<b>T</b>	Single-Sided with Tech Back
<b>OD</b>	Open over Drawer
<b>22</b>	Height
<b>30</b>	Width
<b>L</b>	Laminate
<b>L</b>	Locking
<b>114</b>	Folkstone Grey Laminate
<b>111T</b>	Jet Black Paint
<b>E</b>	Edge Pull
<b>111T</b>	Jet Black Paint

### Included With

Note: Hybrid storage with drawers does not include filing capability.

### Options

#### Single-Sided Cabinets with Drawers and Tech Back

#### Finish Options:

(L) = Laminate  
(V) = Veneer

#### Lock Option:

(L) = Locking  
(N) = Non-Locking

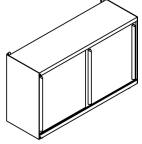
#### Pull Option:

(E) = Edge Pull  
(I) = Insert Pull  
(D) = Loop Pull

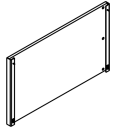
See material and finish matrix for drawer pull finish options.

# Hybrid Tech-back Low Storage Sliding Doors, 22" High

description	w	d	h	pattern no.	Laminate (L)	V1 (V)	V2 (V)	V3 (V)
Single-Sided Tech-Back Sliding Door Cabinet, 22"H	30"	12"	22"	YNFTSD2230( )( ) ( )	\$3,334.	\$4,726.	\$5,068.	\$7,529.
	36"	12"	22"	YNFTSD2236( )( ) ( )	3,695.	5,618.	6,042.	9,259.
	42"	12"	22"	YNFTSD2242( )( ) ( )	3,809.	6,168.	6,892.	10,580.



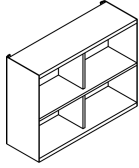
description	w	d	h	pattern no.	Laminate (L)	V1 (V)	V2 (V)	V3 (V)
Back Panel for Tech Enclosure, 22"H	30"	1.5"	22"	YNFTBP2230( )	1,039.	1,464.	1,584.	2,456.
	36"	1.5"	22"	YNFTBP2236( )	1,052.	1,452.	1,639.	2,672.
	42"	1.5"	22"	YNFTBP2242( )	1,075.	1,562.	1,723.	2,895.



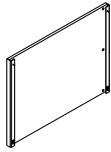
Ordering Information	Order Code	Included With	Options
<b>Tech-back Sliding Door Cabinet</b>	<b>Tech-back Sliding Door Cabinets</b>		<b>Single Sided Sliding Door Cabinets</b>
1. Pattern Number	<i>Example:</i> YNFTSD2230LL, 118T		<b>Finish Options:</b>
2. Case Finish: Laminate or Veneer	<b>Y</b> Antenna		(L) = Laminate
3. Locking Option	<b>NF</b> Power Beam, Freestanding		(V) = Veneer
4. Paint Option	<b>TSD</b> Tech-back Sliding Door		<b>Lock Option:</b>
5. Pull Option	<b>22</b> Height		(L) = Locking
6. Pull Finish	<b>30</b> Width		(N) = Non-Locking
	<b>L</b> Laminate		<b>Pull Option:</b>
	<b>L</b> Locking		(W) = Wood Pull - \$150 Upcharge for Tech-back Sliding Door Cabinets
	<b>118</b> Bright White Laminate Shelves		(CLR) = Clear Pull
	<b>118T</b> Bright White Laminate Side panels		(M) = Metal Pull = All painted Antenna colors and (AA) for Anodized aluminum

# Hybrid Tech-back Low Storage Open, 28" High

description	w	d	h	pattern no.	Laminate (L)	V1 (V)	V2 (V)	V3 (V)
Single-Sided Tech-Back Open Cabinet, 28"H	30"	12"	28"	<b>YNFTOS2830( ) ( )</b>	\$1,986.	\$3,350.	\$3,711.	\$6,344.
	36"	12"	28"	<b>YNFTOS2836( ) ( )</b>	2,344.	4,424.	4,969.	8,599.
	42"	12"	28"	<b>YNFTOS2842( ) ( )</b>	2,391.	4,523.	5,246.	9,409.



description	w	d	h	pattern no.	Laminate (L)	V1 (V)	V2 (V)	V3 (V)
Back Panel for Tech Enclosure, 28"H	30"	1.5"	28"	<b>YNFTBP2830( )</b>	1,101.	1,509.	1,643.	2,725.
	36"	1.5"	28"	<b>YNFTBP2836( )</b>	1,089.	1,580.	1,750.	3,037.
	42"	1.5"	28"	<b>YNFTBP2842( )</b>	1,101.	1,613.	1,797.	3,290.



## Ordering Information

### Dual Open Cabinets

1. Pattern Number
2. Case Finish: Laminate or Veneer
3. Side panel finish: Painted

## Order Code

### Dual Open Cabinets

*Example:* YNFTOS2830L, 118, 118T

<b>Y</b>	Antenna
<b>NF</b>	Power Beam, Freestanding
<b>TOS</b>	Tech-Back Open Storage
<b>28</b>	Height
<b>30</b>	Width
<b>L</b>	Laminate
<b>118</b>	Bright White Laminate Shelves
<b>118T</b>	Bright White Laminate Side panels

## Included With

## Options

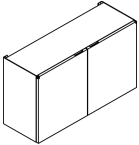
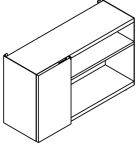
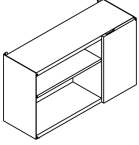
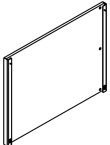
### Dual Open Cabinets

**Finish Options:**  
(L) = Laminate  
(V) = Veneer

# Hybrid Tech-back Low Storage

## Open and Enclosed with Doors, 28" High

Antenna Workspaces GSA

description	w	d	h	pattern no.	Laminate (L)	V1 (V)	V2 (V)	V3 (V)
 Single-Sided Tech-Back Hinged Door Cabinet, 28"H	42"	12"	28"	<b>YNFTHD2842( ) ( )</b>	\$4,708.	\$7,906.	\$9,116.	\$15,978.
	30"	12"	28"	<b>YNFTHD2830( ) ( )</b>	4,672.	7,724.	8,773.	13,998.
	36"	12"	28"	<b>YNFTHD2836( ) ( )</b>	4,642.	7,776.	8,951.	14,351.
 Single-Sided Tech-Back with Hinged Door Left Cabinet, 28"H	42"	12"	28"	<b>YNFTOHL2842( ) ( )</b>	3,455.	5,549.	6,306.	10,331.
	36"	12"	28"	<b>YNFTOHL2836( ) ( )</b>	3,455.	5,501.	6,111.	9,666.
 Single-Sided Tech-Back with Hinged Door Right Cabinet, 28"H	36"	12"	28"	<b>YNFTOHR2836( ) ( )</b>	3,455.	5,501.	6,111.	9,666.
	42"	12"	28"	<b>YNFTOHR2842( ) ( )</b>	3,455.	5,549.	6,306.	10,331.
 Back Panel for Tech Enclosure, 28"H	30"	1.5"	28"	<b>YNFTBP2830( )</b>	1,101.	1,509.	1,643.	2,725.
	42"	1.5"	28"	<b>YNFTBP2842( )</b>	1,101.	1,613.	1,797.	3,290.
	36"	1.5"	28"	<b>YNFTBP2836( )</b>	1,089.	1,580.	1,750.	3,037.

### Ordering Information

#### Dual Open Cabinets

1. Pattern Number
2. Case Finish: Laminate or Veneer
3. Side panel finish: Painted

### Order Code

#### Hybrid Tech-back Low Cabinets

*Example:* YNFTOD2830L, 118, 118T

<b>Y</b>	Antenna
<b>NF</b>	Power Beam, Freestanding
<b>TOD</b>	Tech-Back Open Storage
<b>28</b>	Height
<b>30</b>	Width
<b>L</b>	Laminate
<b>118</b>	Bright White Laminate Shelves
<b>118T</b>	Bright White Laminate Side panels

### Included With

### Options

#### Dual Open Cabinets

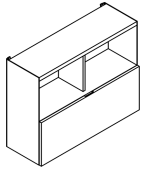
#### Finish Options:

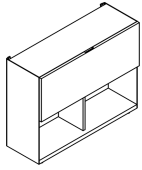
(L) = Laminate  
(V) = Veneer

# Hybrid Tech-back Low Storage

## Freestanding Tech-Back Storage with Drawers, 28" High

Antenna Workspaces GSA

description	w	d	h	pattern no.	list	Laminate (L)	V1 (V)	V2 (V)	V3 (V)
 Single-Sided Open over Drawer Cabinet, 28"H	30"	12"	28"	YNFTOD2830( ) ( ) ( )		\$3,737.	\$6,179.	\$7,018.	\$11,197.
	36"	12"	28"	YNFTOD2836( ) ( ) ( )		3,714.	6,221.	7,161.	11,481.
	42"	12"	28"	YNFTOD2842( ) ( ) ( )		3,766.	6,324.	7,293.	12,783.

 Single-Sided Drawer over Open Cabinet, 28"H	30"	12"	28"	YNFTDO2830( ) ( ) ( )		3,737.	6,179.	7,018.	11,197.
	36"	12"	28"	YNFTDO2836( ) ( ) ( )		3,714.	6,221.	7,161.	11,481.
	42"	12"	28"	YNFTDO2842( ) ( ) ( )		3,766.	6,324.	7,293.	12,783.

 Single-Sided Drawer over Drawer Cabinet, 28"H	30"	12"	28"	YNFTDD2830( ) ( ) ( )		4,672.	7,724.	8,773.	13,998.
	36"	12"	28"	YNFTDD2836( ) ( ) ( )		4,642.	7,776.	8,951.	14,351.
	42"	12"	28"	YNFTDD2842( ) ( ) ( )		4,708.	7,906.	9,116.	15,978.

Ballast/Counterweight kit				YNFCWKIT1	279.	0.	0.	0.	0.
				YNFCWKIT2	556.	0.	0.	0.	0.

### Ordering Information

#### Single-sided Cabinets with Drawers and Tech Back

1. Pattern Number
2. Case Finish: Laminate or Veneer
3. Paint Finish
4. Pull Option
5. Pull Finish

### Order Code

#### Single-Sided Cabinets with Drawers and Tech Back

Example: **YNFTOD2230LL**

<b>Y</b>	Antenna
<b>NF</b>	Power Beam, Freestanding
<b>T</b>	Single-Sided with Tech Back
<b>OD</b>	Open over Drawer
<b>22</b>	Height
<b>30</b>	Width
<b>L</b>	Laminate
<b>L</b>	Locking
<b>114</b>	Folkstone Grey Laminate
<b>111T</b>	Jet Black Paint
<b>E</b>	Edge Pull
<b>111T</b>	Jet Black Paint

### Application Information

YNFCWKIT1 - for use with YNFTDD28  
YNFCWKIT2 - for use with YNFTDO28

Note: Hybrid storage with drawers does not include filing capability.

### Options

#### Single-Sided Cabinets with Drawers and Tech Back

##### Finish Options:

(L) = Laminate  
(V) = Veneer

##### Lock Option:

(L) = Locking  
(N) = Non-Locking

##### Pull Option:

(E) = Edge Pull  
(I) = Insert Pull  
(D) = Loop Pull

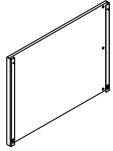
See material and finish matrix for drawer pull finish options.

# Hybrid Tech-back Low Storage

## Freestanding Tech-Back Storage with Drawers, 28" High

Antenna Workspaces GSA

description	w	d	h	pattern no.	list	Laminate (L)	V1 (V)	V2 (V)	V3 (V)
Back Panel for Tech Enclosure, 28"H	30"	1.5"	28"	<b>YNFTBP2830( )</b>		\$1,101.	\$1,509.	\$1,643.	\$2,725.
	36"	1.5"	28"	<b>YNFTBP2836( )</b>		1,089.	1,580.	1,750.	3,037.
	42"	1.5"	28"	<b>YNFTBP2842( )</b>		1,101.	1,613.	1,797.	3,290.



### Ordering Information

#### Single-sided Cabinets with Drawers and Tech Back

1. Pattern Number
2. Case Finish: Laminate or Veneer
3. Paint Finish
4. Pull Option
5. Pull Finish

### Order Code

#### Single-Sided Cabinets with Drawers and Tech Back

*Example:* **YNFTOD2230LL**

<b>Y</b>	Antenna
<b>NF</b>	Power Beam, Freestanding
<b>T</b>	Single-Sided with Tech Back
<b>OD</b>	Open over Drawer
<b>22</b>	Height
<b>30</b>	Width
<b>L</b>	Laminate
<b>L</b>	Locking
<b>114</b>	Folkstone Grey Laminate
<b>111T</b>	Jet Black Paint
<b>E</b>	Edge Pull
<b>111T</b>	Jet Black Paint

### Application Information

YNFCWKIT1 - for use with YNFTDD28  
YNFCWKIT2 - for use with YNFTDO28

Note: Hybrid storage with drawers does not include filing capability.

### Options

#### Single-Sided Cabinets with Drawers and Tech Back

##### Finish Options:

(L) = Laminate  
(V) = Veneer

##### Lock Option:

(L) = Locking  
(N) = Non-Locking

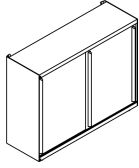
##### Pull Option:

(E) = Edge Pull  
(I) = Insert Pull  
(D) = Loop Pull

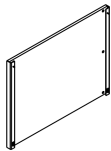
See material and finish matrix for drawer pull finish options.

# Hybrid Tech-back Low Storage Sliding Doors, 28" High

description	w	d	h	pattern no.	Laminate (L)	V1 (V)	V2 (V)	V3 (V)
Single-Sided Tech-Back Sliding Door Cabinet, 28"H	30"	12"	28"	<b>YNFTSD2830</b> ( )( ) ( )	\$3,387.	\$4,856.	\$5,218.	\$7,930.
	36"	12"	28"	<b>YNFTSD2836</b> ( )( ) ( )	3,924.	5,939.	6,381.	9,989.
	42"	12"	28"	<b>YNFTSD2842</b> ( )( ) ( )	3,961.	6,307.	7,496.	11,608.



description	w	d	h	pattern no.	Laminate (L)	V1 (V)	V2 (V)	V3 (V)
Back Panel for Tech Enclosure, 28"H	30"	1.5"	28"	<b>YNFTBP2830</b> ( )	1,101.	1,509.	1,643.	2,725.
	36"	1.5"	28"	<b>YNFTBP2836</b> ( )	1,089.	1,580.	1,750.	3,037.
	42"	1.5"	28"	<b>YNFTBP2842</b> ( )	1,101.	1,613.	1,797.	3,290.



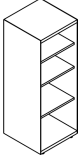
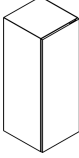



Ordering Information	Order Code	Included With	Options
<b>Tech-back Sliding Door Cabinet</b> 1. Pattern Number 2. Case Finish: Laminate or Veneer 3. Locking Option 4. Paint Option 5. Pull Option 6. Pull Finish	<b>Tech-back Sliding Door Cabinets</b> <i>Example:</i> <b>YNFTSD2830LL, 118T</b> <b>Y</b> Antenna <b>NF</b> Power Beam, Freestanding <b>TSD</b> Tech-back Sliding Door <b>28</b> Height <b>30</b> Width <b>L</b> Laminate <b>L</b> Locking <b>118</b> Bright White Laminate Shelves <b>118T</b> Bright White Laminate Side panels		<b>Single Sided Sliding Door Cabinets</b> <b>Finish Options:</b> (L) = Laminate (V) = Veneer <b>Lock Option:</b> (L) = Locking (N) = Non-Locking <b>Pull Option:</b> (W) = Wood Pull - \$150 Upcharge for Tech-back Sliding Door Cabinets (CLR) = Clear Pull (M) = Metal Pull = All painted Antenna colors and (AA) for Anodized aluminum



# Hybrid Tall Cabinets

## Open and Hinged Door, 49" High

Antenna Workspaces GSA

description	w	d	h	pattern no.	Laminate (L)	V1 (V)	V2 (V)	V3 (V)	list
Cabinet, Open with shelves, 49"H	18"	18"	49"	<b>YNFCOS4918</b> ( ) ( )	\$2,486.	\$4,587.	\$5,326.	\$8,640.	
									
Cabinet, Hinged Door Left, 49"H	18"	18"	49"	<b>YNFCHSL4918N</b> ( ) ( )	3,787.	6,628.	7,811.	13,018.	
									
Cabinet, Hinged Door Right, 49"H	18"	18"	49"	<b>YNFCHSR4918N</b> ( ) ( )	3,787.	6,628.	7,811.	13,018.	
									
Coat Hook	7/8"	1 1/2"	2 1/3"	<b>YNCH</b>					68.
									
Tall Cabinet Alignment Kit	6"	1"	1/10"	<b>YNFAS</b>					89.
									
				For ganging adjacent tall cabinets					

### Ordering Information

#### Open Cabinet

1. Pattern Number
2. Laminate or Veneer Finish
3. Locking
4. Paint Finish

### Order Code

#### Open Cabinets

*Example:* **YNFCOS4918**, L, 118, 118T

<b>Y</b>	Antenna
<b>NF</b>	Power Beam, Freestanding
<b>COS</b>	Cabinet with open shelf
<b>49</b>	Height
<b>18</b>	Width
<b>L</b>	Laminate
<b>118</b>	Bright White Laminate
<b>118T</b>	Bright White Laminate Paint

### Included With

#### Open Cabinet

3 Shelves

#### Hinged Door Cabinet

3 Shelves  
Coat hook (Defaults black)  
Soft closing hinges

### Options

#### Open Cabinet

##### Finish Options:

(L) = Laminate  
(V) = Veneer

##### Hinged Door Cabinet

Replace (N) with (L) for locking.

##### Specify Pull Option:

(E) = Edge pull  
(I) = Insert pull  
(O) = Loop pull  
(TL) = Touch Latch or no pull






##### Standalone Coat Hook

Knoll Core Paint finishes and Antenna accent colors Dark Red and Slate Blue.

# Hybrid Storage Connectors

Antenna Workspaces GSA

## *Beam to Storage Attachment Kit and Hybrid Storage Alignment Kits*

description	type	w	d	h	pattern no.	list
 Beam to Storage Attachment Kit, End	For attaching end of Power Beam to Hybrid Storage	3"	3"	3"	<b>YNFBEK</b>	\$178.
 Beam to Storage Attachment Kit, Mid	For attaching joint of two Power Beams to Hybrid Storage	7"	3"	3"	<b>YNFBIK</b>	302.
 Beam to Storage Light Seal	For Power Beam mounted on Hybrid Storage	90"	1/2"	1/2"	<b>YNFBLs</b>	115.
 Top Alignment Bracket	For ganging adjacent Hybrid Storage with Power Beam Above	3"	3"	1/4"	<b>YNFAF</b>	54.
 Bottom Glide Alignment Bracket	For ganging adjacent Hybrid Storage	6"	1"	1/10"	<b>YNFAB</b>	59.

### Ordering Information

#### LED Task Lights

1. Pattern Number

### Order Code

#### LED Task Lights

*Example:* **YL4L17**

**YL4** Task Light

**L** LED

**17** Width

### Included With

#### LED Task Lights

LED's  
Power Supply with 9' cord for 17"  
and 12' cord for 31", 44" and 58"  
Mounting Hardware

### Options

#### LED Task Lights

Housings are clear anodized aluminum with white color end-caps.





Power cord is able to attach to either end of fixture.

# Interpole Poles and Covers

## *Without Outlets (no holes for power)*

Antenna Workspaces GSA

Interpole Components

description	type	w	d	h	pattern no.	AA	118T
Pole with covers, no outlet openings	Straight	2.3"	3.5"	144"	<b>IPSCNN144</b>	\$3,324.	\$3,933.
							
Pole with covers, no outlet openings, grommet in one cover	Straight	2.3"	3.5"	144"	<b>IPSCNG144</b>	3,465.	4,081.
							
Extension Pole with covers	Straight	2.3"	3.5"	47"	<b>IPESCNN47</b>	1,867.	2,244.
							
Pole without covers	Straight	2.3"	3.5"	144"	<b>IPSN144</b>	2,300.	2,546.
							

### Ordering Information

#### Interpole Poles Without Outlets

1. Pattern Number
2. Finish

### Order Code

#### Interpole Poles Without Covers

*Example:* **IPSCNG144, 118T**

<b>IP</b>	Interpole
<b>S</b>	Straight
<b>C</b>	Covers
<b>N</b>	No Outlets
<b>G</b>	Grommet in one cover
<b>144</b>	Height
<b>118T</b>	Bright White Paint

### Included With

**Interpole Pole**  
Attachment Hardware

**Extension Pole**  
(2) Splices  
(8) Screws


### Options

**Interpole Pole Finish Options:**


**Pole and Cover**  
(AA) = Anodized Aluminum  
(118T) = Bright White Paint

**Leveller**  
(PS) Satin Chrome  
(111) Jet Black  
(118) Bright White

# Interpole Poles and Covers With Outlets

description	type	w	d	h	pattern no.	AA	118T
 Poles with covers, with outlet openings one side	Straight high range	2.3"	3.5"	144"	<b>IPSCNH144</b>	\$3,691.	\$4,304.
	Straight low range	2.3"	3.5"	144"	<b>IPSCNL144</b>	3,691.	4,304.
	Straight medium range	2.3"	3.5"	144"	<b>IPSCNM144</b>	3,691.	4,304.

*IPSCNL144 shown*

 Poles with covers, with outlet openings both sides	Straight high range	2.3"	3.5"	144"	<b>IPSCHH144</b>	3,928.	4,544.
	Straight low range	2.3"	3.5"	144"	<b>IPSCLL144</b>	3,928.	4,544.
	Straight medium range	2.3"	3.5"	144"	<b>IPSCMM144</b>	3,928.	4,544.

*IPSCLL144 shown*

## Ordering Information

### Interpole Poles With Outlets

1. Pattern Number
2. Finish

## Order Code

### Interpole Poles With Outlets

*Example:* **IPSCHH144, AA**

<b>IP</b>	Interpole
<b>S</b>	Straight
<b>C</b>	Covers
<b>HH</b>	High Outlets Two Sides
<b>144</b>	Height
<b>AA</b>	Anodized Aluminum

## Included With

**Interpole Pole**  
Attachment Hardware

## Options

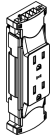

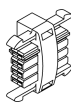

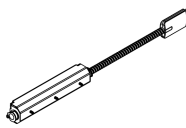
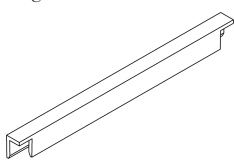
### Interpole Pole Finish Options:

**Pole and Cover**  
(AA) = Anodized Aluminum  
(118T) = Bright White Paint

**Leveller**  
(PS) Satin Chrome  
(111) Jet Black  
(118) Bright White

# Interpole Power Components

## Power to Outlets within Interpole

description	type	w	d	h	pattern no.	B	W	list
 Duplex Outlet	Circuit 1				<b>IPRD1()</b>	\$210.	\$233.	
	Circuit 1, with Controlled symbol				<b>IPRD1C()</b>	210.	233.	
	Circuit 2				<b>IPRD2()</b>	210.	233.	
	Circuit 2, with Controlled symbol				<b>IPRD2C()</b>	210.	233.	
 USB Outlet	Circuit 1				<b>IPRUSB()</b>	339.	387.	
 Power Connectors between Outlets	Outlets 18" apart o.c.			12"	<b>IPRC18</b>			164.
	Outlets 26" apart o.c.			20"	<b>IPRC26</b>			175.
	Outlets 30" apart o.c.			24"	<b>IPRC30</b>			189.
	Outlets 42" apart o.c.			36"	<b>IPRC42</b>			211.
	Outlets 6" apart o.c.			1"	<b>IPRC6</b>			39.
 Modular Infeeds from Ceiling J-Box	Floor Infeed			48"	<b>IPRFF48</b>			253.
	From 12' ceiling to outlets at 66"			72"	<b>IPRCF72</b>			293.
	From 12' ceiling to outlets at 42"			96"	<b>IPRCF96</b>			344.
	From 12' ceiling to outlets at 30"			120"	<b>IPRCF120</b>			393.
	Very high ceiling			180"	<b>IPRCF180</b>			523.
 Hardwire Ceiling Infeed	Interpole Hardwire Ceiling Infeed for New York City				<b>IPRCFNY</b>			724.
 Edge Liner	Set of 10 for field cut cover				<b>IPEL</b>			131.

Ordering Information	Order Code	Included With	Options
<b>Electrical Components</b> 1. Pattern Number  <b>Duplex Outlet</b> 1. Pattern Number 2. Finish	<b>Electrical Components</b> <hr/> <i>Example:</i> <b>IPRCF120</b> <hr/> <b>IP</b> Interpole <hr/> <b>RCF</b> Ceiling Infeed <hr/> <b>120</b> Height <hr/> <b>Duplex Outlet</b> <hr/> <i>Example:</i> <b>IPRD1W</b> <hr/> <b>IPRD</b> Interpole Receptacle Duplex <hr/> <b>1</b> Circuit 1 <hr/> <b>W</b> White	<b>Electrical Components</b>  <b>Outlets</b> Brackets Attachment Hardware	<b>Electrical Component</b>  <b>Duplex Outlet</b>  <b>Finish Options:</b> (B) Black (W) White  <b>Blank Outlet Filler</b> <b>Finish Options:</b> (BLK) Black (GRY) Grey

# Interpole Power Components

## *Power to Outlets within Interpole*

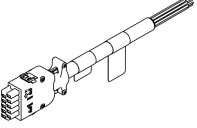


description	type	w	d	h	pattern no.	B	W	list
Blank Outlet Filler	For use with Interpole				<b>IPROF</b>			\$48.



Ordering Information	Order Code	Included With	Options
<b>Electrical Components</b> 1. Pattern Number  <b>Duplex Outlet</b> 1. Pattern Number 2. Finish	<b>Electrical Components</b> <hr/> <i>Example:</i> <b>IPRCF120</b> <hr/> <b>IP</b> Interpole <hr/> <b>RCF</b> Ceiling Infeed <hr/> <b>120</b> Height <hr/> <b>Duplex Outlet</b> <hr/> <i>Example:</i> <b>IPRD1W</b> <hr/> <b>IPRD</b> Interpole Receptacle Duplex <hr/> <b>1</b> Circuit 1 <hr/> <b>W</b> White	<b>Electrical Components</b>  <b>Outlets</b> Brackets Attachment Hardware	<b>Electrical Component</b>  <b>Duplex Outlet</b>  <b>Finish Options:</b> (B) Black (W) White  <b>Blank Outlet Filler</b> <b>Finish Options:</b> (BLK) Black (GRY) Grey

# Interpole Power Components

## Ceiling Infeeds to other Systems

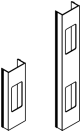





description	type	length	pattern no.	list
Ceiling infeed passing through Interpole to Antenna desk, Big Table or Fence 	2+2	12'	<b>YR1EPIC12</b>	\$646.
	2+2	20'	<b>YR1EPIC20</b>	1,173.
	3+3	12'	<b>YR1TPIC12</b>	698.
	3+3	20'	<b>YR1TPIC20</b>	1,231.
	4-4-2	12'	<b>YR1XPIC12</b>	734.
	4-4-2	20'	<b>YR1XPIC20</b>	1,292.
Ceiling infeed passing through Interpole to Dividends Horizon Panels 	2+2	19 1/2'	<b>DE18CI144</b>	487.
	3+1	19 1/2'	<b>DE1ECI144</b>	444.
	3+3	19 1/2'	<b>DE1TCI144</b>	565.
Ceiling infeeds passing through Interpole to Reff Profiles panels 	2+2	13'	<b>RR3EPVR</b>	475.
	3+3	13'	<b>RR3TPVR</b>	572.
Ceiling infeeds passing through Interpole to AutoStrada Spine	2+2	145"	<b>AR1EPIC</b>	408.
	3+3	145"	<b>AR1TPIC</b>	464.

Ordering Information	Order Code	Included With	Options
<b>Interpole Ceiling Infeed</b> 1. Pattern Number	<b>Interpole Ceiling Infeed</b> <i>Example:</i> <b>YR1TPIC12</b> <b>YR1</b> Antenna Power Component <b>TP</b> 10 Wire <b>IC</b> Interpole Ceiling Infeed <b>12</b> Length	Interpole Ceiling Infeed	Interpole Ceiling Infeed

# Interpole Accessories

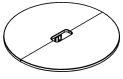
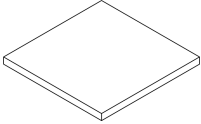





## *Interpole Accessories*

Antenna Workspaces GSA

description	type	w	d	h	pattern no.	AA	118T	list
Outlet Covers 	One opening	2"		6"	<b>IPOC6</b>	\$298.	\$309.	
	Two openings	2"		12"	<b>IPOC12</b>	320.	342.	
Chicago Hardwire outlet Box 	For use with Interpole	2"		20"	<b>IPOC20H</b>	558.	558.	0.
Cable Clips for Interpole 	Package of 50				<b>YR1BCC50</b>			404.
Internal Cable Clips 	Package of 10				<b>IPCC10</b>			18.
Interpole Vertical Wire Manager 	For use with 48" or shorter screen			48"	<b>IPRVWM</b>			93.
Ceiling Tile Trim 	For use with Interpole Poles with Covers				<b>IPCT</b>	0.	0.	111.
Extension Pole Extra Hardware Kit	For attaching additional extension pole segments				<b>IPEX</b>			305.

Ordering Information	Order Code	Included With	Options
<b>Antenna Outlet Cover</b> 1. Pattern Number 2. Finish  <b>Cantilever Shelf</b> 1. Pattern Number 2. Surface Finish 3. Bracket Paint Finish  <b>Hooks and Accessory Cup</b> 1. Pattern Number 2. Paint Finish	<b>Antenna Outlet Covers</b> <hr/> <i>Example:</i> <b>IPOC12, 118T</b> <hr/> <b>IPOC</b> Interpole Outlet Cover <hr/> <b>12</b> Height <hr/> <b>118T</b> Bright White Paint <hr/> <b>Cantilever Shelf</b> <i>Example:</i> IPCS1212L, 118, 118T <hr/> <b>IP</b> Interpole <hr/> <b>CS</b> Cantilever Shelf <hr/> <b>12</b> Width <hr/> <b>12</b> Depth <hr/> <b>L</b> Laminate <hr/> <b>118</b> Bright White Laminate <hr/> <b>118T</b> Bright White Paint	<b>Antenna Outlet Covers</b>  <b>Extension Pole Hardware Kit</b> (2) Splices (8) Screws  <b>Cantilever Shelf</b> Bracket Attachment Hardware  <b>Hooks and Accessory Cup</b> Attachment Hardware  <b>Internal Cable Clips</b> (10) Cable Clips (10) Screws	<b>Antenna Outlet Covers</b>  <b>Finish Options:</b> (AA) = Anodized Aluminum (118T) = Bright White Paint  <b>Ceiling Tile Trim</b> <b>Finish Options:</b> (613) = Silver (118T) = Bright White Paint  <b>Cantilever Shelf</b> <b>Finish Options:</b> (L) Laminate (V) Veneer  <b>Hooks and Accessory Cup</b> <b>Finish Options:</b> (111) Jet Black (115) Medium Grey (118) Bright White (130) Dark Red (131) Slate Blue



description	type	w	d	h	pattern no.	Laminate (L)	V1 (V)	V2 (V)	V3 (V)	list
Interpole Round Platform 	Interpole Slot Mount	30"	30"	3/4"	<b>IPPL30R</b>					\$2,218.
Cantilever Shelf 	Square 12x12 Interpole Slot Mount	12"	12"	3/4"	<b>IPCS1212( )</b>	246.	459.	527.	686.	
Coat Hook 	Interpole Slot Mount				<b>IPCH</b>					50.
Bag Hook 	Interpole Slot Mount				<b>IPBH</b>					48.
Accessory Cup 	KnollExtra™ Accessory Cup (see KnollExtra price list for details)				<b>ACT-CUP-IP</b>					121.
CPU Mounting Brackets with Adjustable Straps 	Interpole Slot Mount				<b>IPACPU</b>					355.
CPU Mounting Plate 	Interpole Slot Mount				<b>IPAVESA</b>					104.

**Ordering Information**

**Cantilever Shelf**

1. Pattern Number
2. Surface Finish
3. Bracket Paint Finish

**Hooks and Accessory Cup**

1. Pattern Number
2. Paint Finish

**Order Code**

**Cantilever Shelf**

*Example:* IPCS1212L, 118, 118T

<b>IP</b>	Interpole
<b>CS</b>	Cantilever Shelf
<b>12</b>	Width
<b>12</b>	Depth
<b>L</b>	Laminate
<b>118</b>	Bright White Laminate
<b>118T</b>	Bright White Paint

**Included With**

**Cantilever Shelf**

Bracket  
Attachment Hardware

**Hooks and Accessory Cup**

Attachment Hardware

**Options**

**Cantilever Shelf**

**Finish Options:**  
(L) Laminate  
(V) Veneer




**Hooks and Accessory Cup**

**Finish Options:**  
(111) Jet Black  
(115) Medium Grey  
(118) Bright White  
(130) Dark Red  
(131) Slate Blue

# Interpole Screens

## Markerboard Laminate or Glass

### 15" High

description	w	d	h	pattern no.	list
Screens Between Poles, 15"H Laminated Opaque Glass Both Sides  (IPSC1548TGG shown)	36"	15/16"	15"	<b>IPSC1536(N/T)GG</b>	\$2,813.
	42"	15/16"	15"	<b>IPSC1542(N/T)GG</b>	3,132.
	48"	15/16"	15"	<b>IPSC1548(N/T)GG</b>	3,400.
	54"	15/16"	15"	<b>IPSC1554(N/T)GG</b>	3,773.
	60"	15/16"	15"	<b>IPSC1560(N/T)GG</b>	4,040.
	66"	15/16"	15"	<b>IPSC1566(N/T)GG</b>	4,304.
	72"	15/16"	15"	<b>IPSC1572(N/T)GG</b>	4,862.
Screens Between Poles, 15"H Laminated Translucent Glass Both Sides  (IPSC1548TGG shown)	36"	15/16"	15"	<b>IPSC1536(N/T)GT</b>	2,565.
	42"	15/16"	15"	<b>IPSC1542(N/T)GT</b>	2,833.
	48"	15/16"	15"	<b>IPSC1548(N/T)GT</b>	3,064.
	54"	15/16"	15"	<b>IPSC1554(N/T)GT</b>	3,392.
	60"	15/16"	15"	<b>IPSC1560(N/T)GT</b>	3,624.
	66"	15/16"	15"	<b>IPSC1566(N/T)GT</b>	3,822.
	72"	15/16"	15"	<b>IPSC1572(N/T)GT</b>	4,362.
Screens Between Poles, 15"H Markerboard Laminate Both Sides  (IPSC1548TGG shown)	36"	15/16"	15"	<b>IPSC1536(N/T)LL</b>	1,755.
	42"	15/16"	15"	<b>IPSC1542(N/T)LL</b>	1,807.
	48"	15/16"	15"	<b>IPSC1548(N/T)LL</b>	1,819.
	54"	15/16"	15"	<b>IPSC1554(N/T)LL</b>	1,916.
	60"	15/16"	15"	<b>IPSC1560(N/T)LL</b>	1,931.
	66"	15/16"	15"	<b>IPSC1566(N/T)LL</b>	1,939.
	72"	15/16"	15"	<b>IPSC1572(N/T)LL</b>	2,206.

#### Order Information

- Interpole Screens**  
 1. Pattern Number  
 2. Frame Paint Finish

#### Order Code

**Interpole Screens**

*Example:* **IPSC1548TGT, 118T**

<b>IP</b>	Interpole
<b>SC</b>	Screen
<b>15</b>	Height
<b>48</b>	Width
<b>T</b>	Marker Tray
<b>GT</b>	Translucent Glass
<b>118T</b>	Bright White Paint

#### Included With

**Interpole Screens**  
Attachment Hardware

#### Options

**Interpole Screens**  
 (N) = No Marker Tray  
 (T) = Integral Dual Marker Tray

**Finish Options:**  
 (LL) = Markerboard Laminate both sides  
 (GG) = Laminated Opaque Glass  
 (GT) = Laminated Translucent Glass  
 (LF) = Markerboard Laminate one side/Tackable Fabric other side

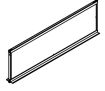
**Frame Finish:**  
 (AA) = Anodized Aluminum  
 (118T) = Bright White Paint

# Interpole Screens

## Markerboard/Tackable Fabric Combination

### 15" High

description	w	d	h	pattern no.	10	20	30	40	45
Screens Between Poles, 15"H	36"	15/16"	15"	<b>IPSC1536(N/T)LF( )</b>	\$1,797.	\$1,850.	\$1,885.	\$1,932.	\$1,976.
Markerboard Laminate One Side/ Tackable Fabric Opposite Side	42"	15/16"	15"	<b>IPSC1542(N/T)LF( )</b>	1,841.	1,897.	1,936.	1,978.	2,026.
	48"	15/16"	15"	<b>IPSC1548(N/T)LF( )</b>	1,860.	1,916.	1,953.	2,003.	2,046.
	54"	15/16"	15"	<b>IPSC1554(N/T)LF( )</b>	1,939.	1,998.	2,036.	2,086.	2,134.
	60"	15/16"	15"	<b>IPSC1560(N/T)LF( )</b>	1,953.	2,012.	2,049.	2,101.	2,150.
	66"	15/16"	15"	<b>IPSC1566(N/T)LF( )</b>	1,969.	2,027.	2,068.	2,115.	2,164.
	72"	15/16"	15"	<b>IPSC1572(N/T)LF( )</b>	2,172.	2,235.	2,279.	2,331.	2,387.



(IPSC1548TGG shown)

#### Order Information

- Interpole Screens**
1. Pattern Number
  2. Fabric Finish
  3. Frame Paint Finish

#### Order Code

Interpole Screens	
<i>Example:</i> <b>IPSC1548TGT, 118T</b>	
<b>IP</b>	Interpole
<b>SC</b>	Screen
<b>15</b>	Height
<b>48</b>	Width
<b>T</b>	Marker Tray
<b>GT</b>	Translucent Glass
<b>118T</b>	Bright White Paint

#### Included With

**Interpole Screens**  
Attachment Hardware

#### Options

**Interpole Screens**  
(N) = No Marker Tray  
(T) = Integral Dual Marker Tray




**Finish Options:**  
(LL) = Markerboard Laminate both sides  
(GG) = Laminated Opaque Glass  
(GT) = Laminated Translucent Glass  
(LF) = Markerboard Laminate one side/Tackable Fabric other side

**Frame Finish:**  
(AA) = Anodized Aluminum  
(118T) = Bright White Paint  
(RR) = Fabric is applied Railroaded.

# Interpole Screens

## Markerboard Laminate or Glass

### 24" High

description	w	d	h	pattern no.	list
Screens Between Poles, 24"H Laminated Opaque Glass Both Sides  (IPSC2448TGG shown)	36"	15/16"	24 1/4"	IPSC2436(N/T)GG	\$3,765.
	42"	15/16"	24 1/4"	IPSC2442(N/T)GG	4,226.
	48"	15/16"	24 1/4"	IPSC2448(N/T)GG	4,644.
	54"	15/16"	24 1/4"	IPSC2454(N/T)GG	5,159.
	60"	15/16"	24 1/4"	IPSC2460(N/T)GG	5,569.
	66"	15/16"	24 1/4"	IPSC2466(N/T)GG	5,987.
	72"	15/16"	24 1/4"	IPSC2472(N/T)GG	6,679.
Screens Between Poles, 24"H Laminated Translucent Glass Both Sides  (IPSC2448TGG shown)	36"	15/16"	24 1/4"	IPSC2436(N/T)GT	3,354.
	42"	15/16"	24 1/4"	IPSC2442(N/T)GT	3,743.
	48"	15/16"	24 1/4"	IPSC2448(N/T)GT	4,103.
	54"	15/16"	24 1/4"	IPSC2454(N/T)GT	4,540.
	60"	15/16"	24 1/4"	IPSC2460(N/T)GT	4,890.
	66"	15/16"	24 1/4"	IPSC2466(N/T)GT	5,233.
	72"	15/16"	24 1/4"	IPSC2472(N/T)GT	5,860.
Screens Between Poles, 24"H Markerboard Laminate Both Sides  (IPSC2448TGG shown)	36"	15/16"	24 1/4"	IPSC2436(N/T)LL	1,789.
	42"	15/16"	24 1/4"	IPSC2442(N/T)LL	1,846.
	48"	15/16"	24 1/4"	IPSC2448(N/T)LL	1,866.
	54"	15/16"	24 1/4"	IPSC2454(N/T)LL	1,969.
	60"	15/16"	24 1/4"	IPSC2460(N/T)LL	1,980.
	66"	15/16"	24 1/4"	IPSC2466(N/T)LL	2,003.
	72"	15/16"	24 1/4"	IPSC2472(N/T)LL	2,275.

#### Order Information

- Interpole Screens**  
 1. Pattern Number  
 2. Frame Paint Finish

#### Order Code

Interpole Screens	
<i>Example:</i> IPSC2448TGT, 118T	
<b>IP</b>	Interpole
<b>SC</b>	Screen
<b>24</b>	Height
<b>48</b>	Width
<b>T</b>	Marker Tray
<b>GT</b>	Translucent Glass
<b>118T</b>	Bright White Paint

#### Included With

**Interpole Screens**  
 Attachment Hardware

#### Options

**Interpole Screens**  
 (N) = No Marker Tray  
 (T) = Integral Dual Marker Tray

**Finish Options:**  
 (LL) = Markerboard Laminate both sides  
 (GG) = Laminated Opaque Glass  
 (GT) = Laminated Translucent Glass  
 (LF) = Markerboard Laminate one side/Tackable Fabric other side

**Frame Finish:**  
 (AA) = Anodized Aluminum  
 (118T) = Bright White Paint

# Interpole Screens

## Markerboard/Tackable Fabric Combination

### 24" High

description	w	d	h	pattern no.	10	20	30	40	45
Screens Between Poles, 24"H	36"	15/16"	24 1/4"	<b>IPSC2436(N/T)LF( )</b>	\$1,882.	\$1,939.	\$1,975.	\$2,024.	\$2,070.
Markerboard Laminate One Side/ Tackable Fabric Opposite Side	42"	15/16"	24 1/4"	<b>IPSC2442(N/T)LF( )</b>	1,943.	2,003.	2,040.	2,091.	2,139.
	48"	15/16"	24 1/4"	<b>IPSC2448(N/T)LF( )</b>	1,969.	2,027.	2,068.	2,115.	2,164.
	54"	15/16"	24 1/4"	<b>IPSC2454(N/T)LF( )</b>	2,056.	2,117.	2,158.	2,216.	2,264.
	60"	15/16"	24 1/4"	<b>IPSC2460(N/T)LF( )</b>	2,095.	2,156.	2,200.	2,251.	2,307.
	66"	15/16"	24 1/4"	<b>IPSC2466(N/T)LF( )</b>	2,134.	2,195.	2,239.	2,292.	2,345.
	72"	15/16"	24 1/4"	<b>IPSC2472(N/T)LF( )</b>	2,329.	2,399.	2,445.	2,502.	2,563.



(IPSC2448TGG shown)

#### Order Information

- Interpole Screens**
1. Pattern Number
  2. Fabric Finish
  3. Frame Paint Finish

#### Order Code

Interpole Screens	
<i>Example:</i> <b>IPSC2448TGT, 118T</b>	
<b>IP</b>	Interpole
<b>SC</b>	Screen
<b>24</b>	Height
<b>48</b>	Width
<b>T</b>	Marker Tray
<b>GT</b>	Translucent Glass
<b>118T</b>	Bright White Paint

#### Included With

- Interpole Screens**  
Attachment Hardware

#### Options

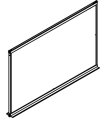
- Interpole Screens**  
(N) = No Marker Tray  
(T) = Integral Dual Marker Tray
- Finish Options:**  
(LL) = Markerboard Laminate both sides  
(GG) = Laminated Opaque Glass  
(GT) = Laminated Translucent Glass  
(LF) = Markerboard Laminate one side/Tackable Fabric other side
- Frame Finish:**  
(AA) = Anodized Aluminum  
(118T) = Bright White Paint  
(RR) = Fabric is applied Railroaded.

# Interpole Screens

## Markerboard Laminate or Glass

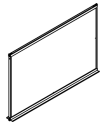
### 32" High

description	w	d	h	pattern no.	list
Screens Between Poles, 32"H Laminated Opaque Glass Both Sides	36"	15/16"	31 1/2"	<b>IPSC3236(N/T)GG</b>	\$4,511.
	42"	15/16"	31 1/2"	<b>IPSC3242(N/T)GG</b>	5,086.
	48"	15/16"	31 1/2"	<b>IPSC3248(N/T)GG</b>	5,607.
	54"	15/16"	31 1/2"	<b>IPSC3254(N/T)GG</b>	6,234.
	60"	15/16"	31 1/2"	<b>IPSC3260(N/T)GG</b>	6,768.
	66"	15/16"	31 1/2"	<b>IPSC3266(N/T)GG</b>	7,292.
	72"	15/16"	31 1/2"	<b>IPSC3272(N/T)GG</b>	8,098.



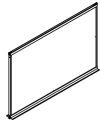
(IPSC3248TGG shown)

Screens Between Poles, 32"H Laminated Translucent Glass Both Sides	36"	15/16"	31 1/2"	<b>IPSC3236(N/T)GT</b>	3,967.
	42"	15/16"	31 1/2"	<b>IPSC3242(N/T)GT</b>	4,460.
	48"	15/16"	31 1/2"	<b>IPSC3248(N/T)GT</b>	4,890.
	54"	15/16"	31 1/2"	<b>IPSC3254(N/T)GT</b>	5,429.
	60"	15/16"	31 1/2"	<b>IPSC3260(N/T)GT</b>	5,875.
	66"	15/16"	31 1/2"	<b>IPSC3266(N/T)GT</b>	6,307.
	72"	15/16"	31 1/2"	<b>IPSC3272(N/T)GT</b>	7,037.



(IPSC3248TGG shown)

Screens Between Poles, 32"H Markerboard Laminate Both Sides	36"	15/16"	31 1/2"	<b>IPSC3236(N/T)LL</b>	1,817.
	42"	15/16"	31 1/2"	<b>IPSC3242(N/T)LL</b>	1,878.
	48"	15/16"	31 1/2"	<b>IPSC3248(N/T)LL</b>	1,901.
	54"	15/16"	31 1/2"	<b>IPSC3254(N/T)LL</b>	2,011.
	60"	15/16"	31 1/2"	<b>IPSC3260(N/T)LL</b>	2,030.
	66"	15/16"	31 1/2"	<b>IPSC3266(N/T)LL</b>	2,046.
	72"	15/16"	31 1/2"	<b>IPSC3272(N/T)LL</b>	2,324.



(IPSC3248TGG shown)

#### Order Information

- Interpole Screens**  
 1. Pattern Number  
 2. Frame Paint Finish

#### Order Code

<b>Interpole Screens</b>	
<i>Example:</i> <b>IPSC3248TGT, 118T</b>	
<b>IP</b>	Interpole
<b>SC</b>	Screen
<b>32</b>	Height
<b>48</b>	Width
<b>T</b>	Marker Tray
<b>GT</b>	Translucent Glass
<b>118T</b>	Bright White Paint

#### Included With

- Interpole Screens**  
 Attachment Hardware

#### Options

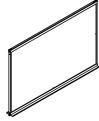
- Interpole Screens**  
 (N) = No Marker Tray  
 (T) = Integral Dual Marker Tray
- Finish Options:**  
 (LL) = Markerboard Laminate both sides  
 (GG) = Laminated Opaque Glass  
 (GT) = Laminated Translucent Glass  
 (LF) = Markerboard Laminate one side/Tackable Fabric other side
- Frame Finish:**  
 (AA) = Anodized Aluminum  
 (118T) = Bright White Paint

# Interpole Screens

## Markerboard/Tackable Fabric Combination

### 32" High

description	w	d	h	pattern no.	10	20	30	40	45
Screens Between Poles, 32"H	36"	15/16"	31 1/2"	<b>IPSC3236(N/T)LF( )</b>	\$1,955.	\$2,016.	\$2,051.	\$2,103.	\$2,152.
Markerboard Laminate One Side/ Tackable Fabric Opposite Side	42"	15/16"	31 1/2"	<b>IPSC3242(N/T)LF( )</b>	2,019.	2,081.	2,116.	2,167.	2,220.
	48"	15/16"	31 1/2"	<b>IPSC3248(N/T)LF( )</b>	2,056.	2,117.	2,158.	2,216.	2,264.
	54"	15/16"	31 1/2"	<b>IPSC3254(N/T)LF( )</b>	2,139.	2,202.	2,244.	2,296.	2,348.
	60"	15/16"	31 1/2"	<b>IPSC3260(N/T)LF( )</b>	2,162.	2,227.	2,273.	2,323.	2,380.
	66"	15/16"	31 1/2"	<b>IPSC3266(N/T)LF( )</b>	2,206.	2,274.	2,317.	2,374.	2,428.
	72"	15/16"	31 1/2"	<b>IPSC3272(N/T)LF( )</b>	2,445.	2,518.	2,567.	2,628.	2,689.



(IPSC3248TGG shown)

#### Order Information

##### Interpole Screens

1. Pattern Number
2. Fabric Finish
3. Frame Paint Finish

#### Order Code

##### Interpole Screens

*Example:* **IPSC3248TGT, 118T**

<b>IP</b>	Interpole
<b>SC</b>	Screen
<b>32</b>	Height
<b>48</b>	Width
<b>T</b>	Marker Tray
<b>GT</b>	Translucent Glass
<b>118T</b>	Bright White Paint

#### Included With

##### Interpole Screens

Attachment Hardware

#### Options

##### Interpole Screens

(N) = No Marker Tray  
(T) = Integral Dual Marker Tray

##### Finish Options:

(LL) = Markerboard Laminate both sides  
(GG) = Laminated Opaque Glass  
(GT) = Laminated Translucent Glass  
(LF) = Markerboard Laminate one side/Tackable Fabric other side

##### Frame Finish:

(AA) = Anodized Aluminum  
(118T) = Bright White Paint

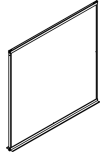
(RR) = Fabric is applied Railroaded.

# Interpole Screens

## Markerboard Laminate or Glass

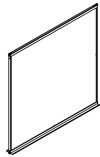
### 48" High

description	w	d	h	pattern no.	list
Screens Between Poles, 48"H Laminated Opaque Glass Both Sides	36"	15/16"	48"	<b>IPSC4836(N/T)GG</b>	\$6,399.
	42"	15/16"	48"	<b>IPSC4842(N/T)GG</b>	7,249.
	48"	15/16"	48"	<b>IPSC4848(N/T)GG</b>	8,039.
	54"	15/16"	48"	<b>IPSC4854(N/T)GG</b>	8,931.
	60"	15/16"	48"	<b>IPSC4860(N/T)GG</b>	9,738.
	66"	15/16"	48"	<b>IPSC4866(N/T)GG</b>	10,529.
	72"	15/16"	48"	<b>IPSC4872(N/T)GG</b>	11,618.



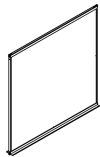
(IPSC4848TGG shown)

Screens Between Poles, 48"H Laminated Translucent Glass Both Sides	36"	15/16"	48"	<b>IPSC4836(N/T)GT</b>	5,548.
	42"	15/16"	48"	<b>IPSC4842(N/T)GT</b>	6,264.
	48"	15/16"	48"	<b>IPSC4848(N/T)GT</b>	6,920.
	54"	15/16"	48"	<b>IPSC4854(N/T)GT</b>	7,686.
	60"	15/16"	48"	<b>IPSC4860(N/T)GT</b>	8,350.
	66"	15/16"	48"	<b>IPSC4866(N/T)GT</b>	8,991.
	72"	15/16"	48"	<b>IPSC4872(N/T)GT</b>	9,946.



(IPSC4848TGG shown)

Screens Between Poles, 48"H Markerboard Laminate Both Sides	36"	15/16"	48"	<b>IPSC4836(N/T)LL</b>	1,950.
	42"	15/16"	48"	<b>IPSC4842(N/T)LL</b>	2,021.
	48"	15/16"	48"	<b>IPSC4848(N/T)LL</b>	2,051.
	54"	15/16"	48"	<b>IPSC4854(N/T)LL</b>	2,174.
	60"	15/16"	48"	<b>IPSC4860(N/T)LL</b>	2,202.
	66"	15/16"	48"	<b>IPSC4866(N/T)LL</b>	2,228.
	72"	15/16"	48"	<b>IPSC4872(N/T)LL</b>	2,520.



(IPSC4848TGG shown)

Order Information	Order Code	Included With	Options
<b>Interpole Screens</b> 1. Pattern Number 2. Frame Paint Finish	<b>Interpole Screens</b> <i>Example:</i> <b>IPSC4848TGT, 118T</b> <b>IP</b> Interpole <b>SC</b> Screen <b>48</b> Height <b>48</b> Width <b>T</b> Marker Tray <b>GT</b> Translucent Glass <b>118T</b> Bright White Paint	<b>Interpole Screens</b> Attachment Hardware	<b>Interpole Screens</b> (N) = No Marker Tray (T) = Integral Dual Marker Tray  <b>Finish Options:</b> (LL) = Markerboard Laminate both sides (GG) = Laminated Opaque Glass (GT) = Laminated Translucent Glass (LF) = Markerboard Laminate one side/Tackable Fabric other side  <b>Frame Finish:</b> (AA) = Anodized Aluminum (118T) = Bright White Paint

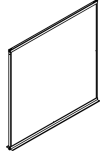


# Interpole Screens

## Markerboard/Tackable Fabric Combination

### 48" High

description	w	d	h	pattern no.	10	20	30	40	45
Screens Between Poles, 48"H	36"	15/16"	48"	<b>IPSC4836(N/T)LF( )</b>	\$2,162.	\$2,227.	\$2,273.	\$2,323.	\$2,380.
Markerboard Laminate One Side/ Tackable Fabric Opposite Side	42"	15/16"	48"	<b>IPSC4842(N/T)LF( )</b>	2,251.	2,318.	2,366.	2,421.	2,478.
	48"	15/16"	48"	<b>IPSC4848(N/T)LF( )</b>	2,289.	2,359.	2,403.	2,460.	2,518.
	54"	15/16"	48"	<b>IPSC4854(N/T)LF( )</b>	2,398.	2,472.	2,517.	2,579.	2,637.
	60"	15/16"	48"	<b>IPSC4860(N/T)LF( )</b>	2,424.	2,495.	2,545.	2,604.	2,666.
	66"	15/16"	48"	<b>IPSC4866(N/T)LF( )</b>	2,638.	2,719.	2,772.	2,837.	2,902.
	72"	15/16"	48"	<b>IPSC4872(N/T)LF( )</b>	2,862.	2,947.	3,002.	3,073.	3,143.



(IPSC4848TGG shown)

#### Order Information

##### Interpole Screens

1. Pattern Number
2. Fabric Finish
3. Frame Paint Finish

#### Order Code

##### Interpole Screens

*Example:* **IPSC4848TGT, 118T**

<b>IP</b>	Interpole
<b>SC</b>	Screen
<b>48</b>	Height
<b>48</b>	Width
<b>T</b>	Marker Tray
<b>GT</b>	Translucent Glass
<b>118T</b>	Bright White Paint

#### Included With

##### Interpole Screens

Attachment Hardware

#### Options

##### Interpole Screens

(N) = No Marker Tray  
(T) = Integral Dual Marker Tray

##### Finish Options:

(LL) = Markerboard Laminate both sides  
(GG) = Laminated Opaque Glass  
(GT) = Laminated Translucent Glass  
(LF) = Markerboard Laminate one side/Tackable Fabric other side

##### Frame Finish:

(AA) = Anodized Aluminum  
(118T) = Bright White Paint

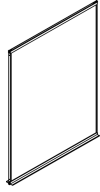
(RR) = Fabric is applied Railroaded.

# Interpole Screens

## Markerboard Laminate or Glass

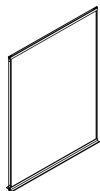
### 64" High

description	w	d	h	pattern no.	list
Screens Between Poles, 64"H Laminated Opaque Glass Both Sides	36"	15/16"	64.5"	<b>IPSC6436(N/T)GG</b>	\$6,495.
	42"	15/16"	64.5"	<b>IPSC6442(N/T)GG</b>	7,369.
	48"	15/16"	64.5"	<b>IPSC6448(N/T)GG</b>	8,187.
	54"	15/16"	64.5"	<b>IPSC6454(N/T)GG</b>	9,096.
	60"	15/16"	64.5"	<b>IPSC6460(N/T)GG</b>	9,936.



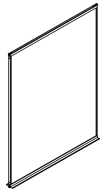
(IPSC6448TGG shown)

Screens Between Poles, 64"H Laminated Translucent Glass Both Sides	36"	15/16"	64.5"	<b>IPSC6436(N/T)GT</b>	5,597.
	42"	15/16"	64.5"	<b>IPSC6442(N/T)GT</b>	6,310.
	48"	15/16"	64.5"	<b>IPSC6448(N/T)GT</b>	6,993.
	54"	15/16"	64.5"	<b>IPSC6454(N/T)GT</b>	7,757.
	60"	15/16"	64.5"	<b>IPSC6460(N/T)GT</b>	8,446.



(IPSC6448TGG shown)

Screens Between Poles, 64"H Markerboard Laminate Both Sides	36"	15/16"	64.5"	<b>IPSC6436(N/T)LL</b>	2,040.
	42"	15/16"	64.5"	<b>IPSC6442(N/T)LL</b>	2,116.
	48"	15/16"	64.5"	<b>IPSC6448(N/T)LL</b>	2,154.
	54"	15/16"	64.5"	<b>IPSC6454(N/T)LL</b>	2,277.
	60"	15/16"	64.5"	<b>IPSC6460(N/T)LL</b>	2,316.



(IPSC6448TGG shown)

#### Order Information

- Interpole Screens**  
 1. Pattern Number  
 2. Frame Paint Finish

#### Order Code

**Interpole Screens**

*Example:* **IPSC6448TGT, 118T**

<b>IP</b>	Interpole
<b>SC</b>	Screen
<b>64</b>	Height
<b>48</b>	Width
<b>T</b>	Marker Tray
<b>GT</b>	Translucent Glass
<b>118T</b>	Bright White Paint

#### Included With

**Interpole Screens**  
 Attachment Hardware

#### Options

**Interpole Screens**  
 (N) = No Marker Tray  
 (T) = Integral Dual Marker Tray

**Finish Options:**  
 (LL) = Markerboard Laminate both sides  
 (GG) = Laminated Opaque Glass  
 (GT) = Laminated Translucent Glass  
 (LF) = Markerboard Laminate one side/Tackable Fabric other side

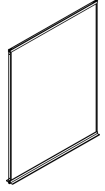
**Frame Finish:**  
 (AA) = Anodized Aluminum  
 (118T) = Bright White Paint

# Interpole Screens

## Markerboard/Tackable Fabric Combination

### 64" High

description	w	d	h	pattern no.	10	20	30	40	45
Screens Between Poles, 64"H	36"	15/16"	64.5"	<b>IPSC6436(N/T)LF( )</b>	\$2,339.	\$2,416.	\$2,456.	\$2,485.	\$2,635.
Markerboard Laminate One Side/ Tackable Fabric Opposite Side	42"	15/16"	64.5"	<b>IPSC6442(N/T)LF( )</b>	2,431.	2,502.	2,546.	2,570.	2,730.
	48"	15/16"	64.5"	<b>IPSC6448(N/T)LF( )</b>	2,505.	2,583.	2,623.	2,649.	2,802.
	54"	15/16"	64.5"	<b>IPSC6454(N/T)LF( )</b>	2,687.	2,760.	2,802.	2,829.	2,990.
	60"	15/16"	64.5"	<b>IPSC6460(N/T)LF( )</b>	2,723.	2,793.	2,835.	2,861.	3,019.



(IPSC6448TGG shown)

#### Order Information

- Interpole Screens**
1. Pattern Number
  2. Fabric Finish
  3. Frame Paint Finish

#### Order Code

Interpole Screens	
<i>Example:</i> <b>IPSC6448TGT, 118T</b>	
<b>IP</b>	Interpole
<b>SC</b>	Screen
<b>64</b>	Height
<b>48</b>	Width
<b>T</b>	Marker Tray
<b>GT</b>	Translucent Glass
<b>118T</b>	Bright White Paint

#### Included With

**Interpole Screens**  
Attachment Hardware

#### Options

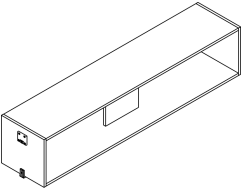
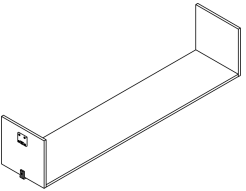
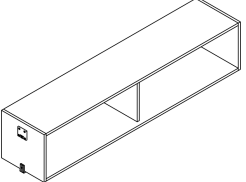
**Interpole Screens**  
(N) = No Marker Tray  
(T) = Integral Dual Marker Tray

**Finish Options:**  
(LL) = Markerboard Laminate both sides  
(GG) = Laminated Opaque Glass  
(GT) = Laminated Translucent Glass  
(LF) = Markerboard Laminate one side/Tackable Fabric other side

**Frame Finish:**  
(AA) = Anodized Aluminum  
(118T) = Bright White Paint  
(RR) = Fabric is applied Railroaded.

# Interpole Horizontal Wood Storage For Mounting Between Two Poles Open Cabinets

Antenna Workspaces GSA

description	w	d	h	pattern no.	All Same Laminate (Core Lam.) (L)	Different Laminate Case/Interior (Core Lam.) (L)	Different Laminate Case/Interior (Accent Lam.) (L)	V1 (V)	V2 (V)	V3 (V)
 <p>Interpole Open Shelf</p>	36"	15 <sup>5</sup> / <sub>8</sub> "	15"	<b>IPSOS3615()</b>	\$2,308.	\$2,515.	\$3,262.	\$3,262.	\$3,717.	\$4,589.
	42"	15 <sup>5</sup> / <sub>8</sub> "	15"	<b>IPSOS4215()</b>	2,346.	2,606.	3,408.	3,408.	3,884.	4,798.
	48"	15 <sup>5</sup> / <sub>8</sub> "	15"	<b>IPSOS4815()</b>	2,512.	2,736.	3,590.	3,590.	4,086.	5,045.
	54"	15 <sup>5</sup> / <sub>8</sub> "	15"	<b>IPSOS5415()</b>	2,756.	2,989.	3,811.	3,811.	4,316.	5,385.
	60"	15 <sup>5</sup> / <sub>8</sub> "	15"	<b>IPSOS6015()</b>	2,870.	3,107.	3,897.	3,897.	4,407.	5,589.
	66"	15 <sup>5</sup> / <sub>8</sub> "	15"	<b>IPSOS6615()</b>	2,957.	3,203.	4,111.	4,111.	4,659.	5,910.
	72"	15 <sup>5</sup> / <sub>8</sub> "	15"	<b>IPSOS7215()</b>	3,042.	3,299.	4,326.	4,326.	4,902.	6,228.
 <p>Interpole Open Shelf with Bookends</p>	36"	15 <sup>5</sup> / <sub>8</sub> "	15"	<b>IPSOB3615()</b>	1,558.	n/a	n/a	2,257.	2,596.	3,048.
	42"	15 <sup>5</sup> / <sub>8</sub> "	15"	<b>IPSOB4215()</b>	1,576.	n/a	n/a	2,283.	2,624.	3,080.
	48"	15 <sup>5</sup> / <sub>8</sub> "	15"	<b>IPSOB4815()</b>	1,685.	n/a	n/a	2,398.	2,757.	3,239.
	54"	15 <sup>5</sup> / <sub>8</sub> "	15"	<b>IPSOB5415()</b>	2,046.	n/a	n/a	2,762.	3,160.	3,682.
	60"	15 <sup>5</sup> / <sub>8</sub> "	15"	<b>IPSOB6015()</b>	2,511.	n/a	n/a	3,249.	3,717.	4,338.
	66"	15 <sup>5</sup> / <sub>8</sub> "	15"	<b>IPSOB6615()</b>	2,728.	n/a	n/a	3,472.	3,976.	4,641.
	72"	15 <sup>5</sup> / <sub>8</sub> "	15"	<b>IPSOB7215()</b>	2,805.	n/a	n/a	3,493.	3,997.	4,670.
 <p>Interpole Open Shelf with Enclosed Back</p>	36"	15 <sup>5</sup> / <sub>8</sub> "	15"	<b>IPSOE3615()</b>	2,370.	2,600.	3,287.	3,361.	3,744.	4,661.
	42"	15 <sup>5</sup> / <sub>8</sub> "	15"	<b>IPSOE4215()</b>	2,445.	2,675.	3,439.	3,517.	3,976.	4,815.
	48"	15 <sup>5</sup> / <sub>8</sub> "	15"	<b>IPSOE4815()</b>	2,521.	2,750.	3,592.	3,671.	4,217.	5,121.
	54"	15 <sup>5</sup> / <sub>8</sub> "	15"	<b>IPSOE5415()</b>	2,750.	2,903.	3,820.	3,976.	4,585.	5,502.
	60"	15 <sup>5</sup> / <sub>8</sub> "	15"	<b>IPSOE6015()</b>	3,058.	3,361.	4,277.	4,509.	5,197.	6,190.
	66"	15 <sup>5</sup> / <sub>8</sub> "	15"	<b>IPSOE6615()</b>	3,133.	3,439.	4,433.	4,585.	5,273.	6,346.
	72"	15 <sup>5</sup> / <sub>8</sub> "	15"	<b>IPSOE7215()</b>	3,210.	3,517.	4,585.	4,661.	5,351.	6,421.

## Ordering Information

### Interpole Open Shelf

1. Pattern Number
2. Exterior Case Finish
3. Interior Case Finish (Laminate only)
4. Bracket Paint Finish

## Order Code

### Interpole Open Shelf

*Example:* **IPSOS6015L, 118, 118, 118T**

<b>IPS</b>	Interpole Storage
<b>OS</b>	Open Shelf
<b>60</b>	Width
<b>15</b>	Depth
<b>L</b>	Laminate
<b>118</b>	Bright White Laminate
<b>118</b>	Bright White Laminate
<b>118T</b>	Bright White Paint

## Included With

### Interpole Open Shelf

Mounting Brackets  
Hardware

## Options

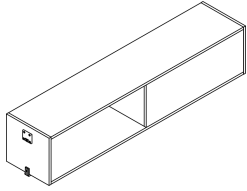
### Interpole Open Shelf

#### Case Finish Options:

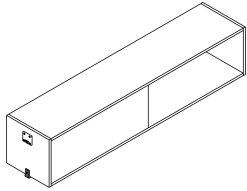
(L) = All the same or different laminates for the exterior and interior case  
(V) = All the same veneer for the exterior and interior case

# Interpole Horizontal Wood Storage For Mounting Between Two Poles Shared Open Cabinets

description	w	d	h	pattern no.	All Same	Different	Different	V1	V2	V3
					Laminate	Laminate	Laminate			
					(Core Lam)	(Core Lam.)	(Accent Lam.)	(V)	(V)	(V)
Interpole Shared Open Front with Enclosed Back, Open on Left	36"	15 5/8"	15"	<b>IPSSOEL3615()</b>	\$2,370.	\$2,600.	\$3,287.	\$3,671.	\$4,128.	\$5,045.
	42"	15 5/8"	15"	<b>IPSSOEL4215()</b>	2,445.	2,675.	3,439.	3,744.	4,203.	5,273.
	48"	15 5/8"	15"	<b>IPSSOEL4815()</b>	2,521.	2,750.	3,592.	3,820.	4,356.	5,502.
	54"	15 5/8"	15"	<b>IPSSOEL5415()</b>	2,750.	2,980.	3,820.	4,049.	4,585.	5,884.
	60"	15 5/8"	15"	<b>IPSSOEL6015()</b>	3,058.	3,439.	4,277.	4,585.	5,351.	6,495.
	66"	15 5/8"	15"	<b>IPSSOEL6615()</b>	3,133.	3,671.	4,433.	4,736.	5,428.	6,724.
	72"	15 5/8"	15"	<b>IPSSOEL7215()</b>	3,210.	3,744.	4,585.	4,815.	5,502.	6,879.



Interpole Shared Open Front with Enclosed Back, Open on Right	36"	15 5/8"	15"	<b>IPSSOER3615()</b>	2,370.	2,600.	3,287.	3,671.	4,128.	5,045.
	42"	15 5/8"	15"	<b>IPSSOER4215()</b>	2,445.	2,675.	3,439.	3,744.	4,203.	5,273.
	48"	15 5/8"	15"	<b>IPSSOER4815()</b>	2,521.	2,750.	3,592.	3,820.	4,356.	5,502.
	54"	15 5/8"	15"	<b>IPSSOER5415()</b>	2,750.	2,980.	3,820.	4,049.	4,585.	5,884.
	60"	15 5/8"	15"	<b>IPSSOER6015()</b>	3,058.	3,439.	4,277.	4,585.	5,351.	6,495.
	66"	15 5/8"	15"	<b>IPSSOER6615()</b>	3,133.	3,671.	4,433.	4,736.	5,428.	6,724.
	66"	15 5/8"	15"	<b>IPSSOER7215()</b>	3,210.	3,744.	4,585.	4,815.	5,502.	6,879.



### Ordering Information

#### Interpole Shared Open Shelf

1. Pattern Number
2. Exterior Case Finish
3. Interior Case Finish (Laminate only)
4. Bracket Paint Finish

### Order Code

#### Interpole Open Shelf

*Example:* **IPSSOEL6015L, 118, 118, 118T**

<b>IPS</b>	Interpole Storage
<b>SOEL</b>	Shared Open Shelf, Open Left
<b>60</b>	Width
<b>15</b>	Depth
<b>L</b>	Laminate
<b>118</b>	Bright White Laminate
<b>118</b>	Bright White Laminate
<b>118T</b>	Bright White Paint

### Included With

#### Interpole Shared Open Shelf

Mounting Brackets  
Hardware

### Options

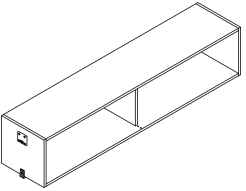
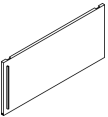
#### Interpole Shared Open Shelf

#### Case Finish Options:

(L) = All the same or different laminates for the exterior and interior case  
(V) = All the same veneer for the exterior and interior case

# Interpole Horizontal Wood Storage For Mounting Between Two Poles Sliding Door Cabinets

Antenna Workspaces GSA

description	w	d	h	pattern no.	All Same	Different	Different	V1	V2	V3
					Laminate	Laminate	Laminate			
					(Core Lam)	Case/Interior	Case/Interior	(V)	(V)	(V)
					(L)	(Core Lam.)	(Accent Lam.)	(L)	(V)	(V)
 Interpole Sliding Door Cabinet Case	36"	15 3/8"	15"	<b>IPSSD3615( )</b>	\$2,723.	\$2,971.	\$3,843.	\$3,843.	\$4,381.	\$5,420.
	42"	15 3/8"	15"	<b>IPSSD4215( )</b>	2,802.	3,062.	3,985.	3,985.	4,547.	5,628.
	48"	15 3/8"	15"	<b>IPSSD4815( )</b>	2,926.	3,192.	4,167.	4,167.	4,752.	5,875.
	54"	15 3/8"	15"	<b>IPSSD5415( )</b>	3,045.	3,318.	4,310.	4,310.	4,857.	6,113.
	60"	15 3/8"	15"	<b>IPSSD6015( )</b>	3,169.	3,517.	4,661.	4,661.	5,351.	6,573.
	66"	15 3/8"	15"	<b>IPSSD6615( )</b>	3,251.	3,744.	4,815.	4,815.	5,502.	6,803.
	72"	15 3/8"	15"	<b>IPSSD7215( )</b>	3,338.	3,820.	4,969.	4,969.	5,577.	6,955.
 Sliding Door Set for Interpole Sliding Door Cabinet Case	36"	3/4"	15"	<b>IPSSDK36( )</b>	841.	n/a	n/a	1,315.	1,512.	1,890.
	42"	3/4"	15"	<b>IPSSDK42( )</b>	914.	n/a	n/a	1,359.	1,563.	1,952.
	48"	3/4"	15"	<b>IPSSDK48( )</b>	990.	n/a	n/a	1,384.	1,591.	2,127.
	54"	3/4"	15"	<b>IPSSDK54( )</b>	1,041.	n/a	n/a	1,459.	1,682.	2,162.
	60"	3/4"	15"	<b>IPSSDK60( )</b>	1,072.	n/a	n/a	1,495.	1,727.	2,248.
	66"	3/4"	15"	<b>IPSSDK66( )</b>	1,127.	n/a	n/a	1,583.	1,819.	2,373.
	72"	3/4"	15"	<b>IPSSDK72( )</b>	1,157.	n/a	n/a	1,629.	1,867.	2,431.

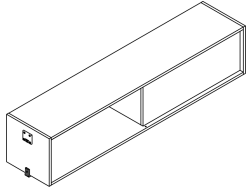
Ordering Information	Order Code	Included With	Options
<b>Interpole Shared Open Shelf</b> 1. Pattern Number 2. Exterior Case Finish 3. Interior Case Finish (Laminate only) 4. Bracket Paint Finish  <b>Sliding Doors</b> 1. Pattern Number 2. Door Finish 3. Pull Finish	<b>Interpole Shared Open Shelf</b>  <i>Example:</i> <b>IPSSOEL6015L, 118, 118T</b>  <b>IPS</b> Interpole Storage <b>SOEL</b> Shared Open Shelf, Open Left  <b>60</b> Width <b>15</b> Depth <b>L</b> Laminate <b>118</b> Bright White Laminate <b>118</b> Bright White Laminate <b>118T</b> Bright White Paint  <b>Sliding Doors</b> <i>Example:</i> <b>IPSSDK60L 118, 118T</b> <b>IPS</b> Interpole Storage <b>SDK</b> Sliding Door Kit <b>60</b> Width <b>L</b> Laminate <b>118</b> Bright White Laminate <b>118T</b> Bright White Paint	<b>Interpole Shared Open Shelf</b>  Mounting Brackets Hardware  <b>Sliding Doors</b>  Hardware	<b>Interpole Shared Open Shelf</b>  <b>Case Finish Options:</b> (L) = All the same or different laminates for the exterior and interior case (V) = All the same veneer for the exterior and interior case  <b>Sliding Doors</b>  <b>Door Finish Option:</b> (L) = Laminate (V) = Veneer  Door pulls are available in Knoll core paints, Dark Red (130) and Slate Blue (131) paint finishes.

# Interpole Horizontal Wood Storage

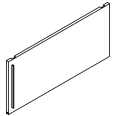
## For Mounting Between Two Poles

### Shared Sliding Door Cabinets with Opening on Left

description	w	d	h	pattern no.	All Same	Different	Different	V1	V2	V3
					Laminate (Core Lam.) (L)	Laminate Case/ Interior (Core Lam.) (L)	Laminate Case/Interior (Accent Lam.) (L)			
Interpole Shared Sliding Door Cabinet Case, Opening on Left	36"	15 5/8"	15"	<b>IPSSSDL3615()</b>	\$2,624.	\$2,864.	\$4,163.	\$4,163.	\$4,755.	\$6,111.
	42"	15 5/8"	15"	<b>IPSSSDL4215()</b>	2,709.	2,957.	4,252.	4,252.	4,853.	6,240.
	48"	15 5/8"	15"	<b>IPSSSDL4815()</b>	2,833.	2,995.	4,375.	4,375.	4,989.	6,407.
	54"	15 5/8"	15"	<b>IPSSSDL5415()</b>	3,216.	3,459.	4,670.	4,670.	5,100.	6,827.
	60"	15 5/8"	15"	<b>IPSSSDL6015()</b>	3,594.	3,920.	4,965.	4,965.	5,657.	7,250.
	66"	15 5/8"	15"	<b>IPSSSDL6615()</b>	3,680.	4,014.	5,134.	5,134.	5,856.	7,505.
	72"	15 5/8"	15"	<b>IPSSSDL7215()</b>	3,766.	4,107.	5,305.	5,305.	6,050.	7,761.



description	w	d	h	pattern no.						
Sliding Doors Kit for Interpole Mounted Shared Sliding Door Cabinet Case, Opening on Left	36"	3/4"	15"	<b>IPSSDKL36()</b>	942.	n/a	n/a	1,325.	1,527.	1,980.
	42"	3/4"	15"	<b>IPSSDKL42()</b>	985.	n/a	n/a	1,368.	1,575.	2,045.
	48"	3/4"	15"	<b>IPSSDKL48()</b>	1,027.	n/a	n/a	1,412.	1,626.	2,110.
	54"	3/4"	15"	<b>IPSSDKL54()</b>	1,041.	n/a	n/a	1,459.	1,682.	2,162.
	60"	3/4"	15"	<b>IPSSDKL60()</b>	1,072.	n/a	n/a	1,495.	1,727.	2,248.
	66"	3/4"	15"	<b>IPSSDKL66()</b>	1,127.	n/a	n/a	1,583.	1,819.	2,373.
	72"	3/4"	15"	<b>IPSSDKL72()</b>	1,157.	n/a	n/a	1,629.	1,867.	2,431.



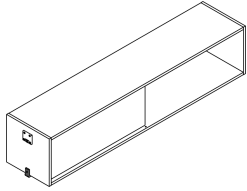
Ordering Information	Order Code	Included With	Options
<b>Interpole Shared Open Shelf</b> 1. Pattern Number 2. Exterior Case Finish 3. Interior Case Finish (Laminate only) 4. Bracket Paint Finish  <b>Sliding Doors</b> 1. Pattern Number 2. Door Finish 3. Pull Finish	<b>Interpole Shared Open Shelf</b>  <i>Example:</i> <b>IPSSOEL6015L, 118, 118, 118T</b>  <b>IPS</b> Interpole Storage <b>SOEL</b> Shared Open Shelf, Open Left  <b>60</b> Width <b>15</b> Depth <b>L</b> Laminate <b>118</b> Bright White Laminate <b>118</b> Bright White Laminate <b>118T</b> Bright White Paint  <b>Sliding Doors</b> <i>Example:</i> <b>IPSSDK60L 118, 118T</b> <b>IPS</b> Interpole Storage <b>SDK</b> Sliding Door Kit <b>60</b> Width <b>L</b> Laminate <b>118</b> Bright White Laminate <b>118T</b> Bright White Paint	<b>Interpole Shared Open Shelf</b>  Mounting Brackets Hardware  <b>Sliding Doors</b>  Hardware	<b>Interpole Shared Open Shelf</b>  <b>Case Finish Options:</b> (L) = All the same or different laminates for the exterior and interior case (V) = All the same veneer for the exterior and interior case  <b>Sliding Doors</b>  <b>Door Finish Option:</b> (L) = Laminate (V) = Veneer  Door pulls are available in Knoll core paints, Dark Red (130) and Slate Blue (131) paint finishes.

# Interpole Horizontal Wood Storage

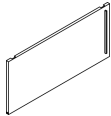
## For Mounting Between Two Poles

### Shared Sliding Door Cabinets with Opening on Right

description	w	d	h	pattern no.	All Same	Different	Different	V1	V2	V3
					Laminate (Core Lam.) (L)	Laminate Case/ Interior (Core Lam.) (L)	Laminate Case/Interior (Accent Lam.) (L)			
Interpole Shared Sliding Door Cabinet Case, Opening on Right	36"	15 5/8"	15"	<b>IPSSDR3615( )</b>	\$2,624.	\$2,864.	\$4,163.	\$4,163.	\$4,755.	\$6,111.
	42"	15 5/8"	15"	<b>IPSSDR4215( )</b>	2,709.	2,957.	4,252.	4,252.	4,853.	6,240.
	48"	15 5/8"	15"	<b>IPSSDR4815( )</b>	2,833.	2,995.	4,375.	4,375.	4,989.	6,407.
	54"	15 5/8"	15"	<b>IPSSDR5415( )</b>	3,216.	3,459.	4,670.	4,670.	5,100.	6,827.
	60"	15 5/8"	15"	<b>IPSSDR6015( )</b>	3,594.	3,920.	4,965.	4,965.	5,657.	7,250.
	66"	15 5/8"	15"	<b>IPSSDR6615( )</b>	3,680.	4,014.	5,134.	5,134.	5,856.	7,505.
	72"	15 5/8"	15"	<b>IPSSDR7215( )</b>	3,766.	4,107.	5,305.	5,305.	6,050.	7,761.




Sliding Doors Kit for Interpole Mounted Shared Sliding Door Cabinet Case, Opening on Right	36"	3/4"	15"	<b>IPSSDKR36( )</b>	942.	n/a	n/a	1,325.	1,527.	1,980.
	42"	3/4"	15"	<b>IPSSDKR42( )</b>	985.	n/a	n/a	1,368.	1,575.	2,045.
	48"	3/4"	15"	<b>IPSSDKR48( )</b>	1,027.	n/a	n/a	1,412.	1,626.	2,110.
	54"	3/4"	15"	<b>IPSSDKR54( )</b>	1,041.	n/a	n/a	1,459.	1,682.	2,162.
	60"	3/4"	15"	<b>IPSSDKR60( )</b>	1,072.	n/a	n/a	1,495.	1,727.	2,248.
	66"	3/4"	15"	<b>IPSSDKR66( )</b>	1,127.	n/a	n/a	1,583.	1,819.	2,373.
	72"	3/4"	15"	<b>IPSSDKR72( )</b>	1,157.	n/a	n/a	1,629.	1,867.	2,431.



Ordering Information	Order Code	Included With	Options
<b>Interpole Shared Open Shelf</b> 1. Pattern Number 2. Exterior Case Finish 3. Interior Case Finish (Laminate only) 4. Bracket Paint Finish  <b>Sliding Doors</b> 1. Pattern Number 2. Door Finish 3. Pull Finish	<b>Interpole Shared Open Shelf</b>  <i>Example:</i> <b>IPSSOEL6015L, 118, 118, 118T</b>  <b>IPS</b> Interpole Storage <b>SOEL</b> Shared Open Shelf, Open Left  <b>60</b> Width <b>15</b> Depth <b>L</b> Laminate <b>118</b> Bright White Laminate <b>118</b> Bright White Laminate <b>118T</b> Bright White Paint  <b>Sliding Doors</b> <i>Example:</i> <b>IPSSDK60L 118, 118T</b> <b>IPS</b> Interpole Storage <b>SDK</b> Sliding Door Kit <b>60</b> Width <b>L</b> Laminate <b>118</b> Bright White Laminate <b>118T</b> Bright White Paint	<b>Interpole Shared Open Shelf</b>  Mounting Brackets Hardware  <b>Sliding Doors</b>  Hardware	<b>Interpole Shared Open Shelf</b>  <b>Case Finish Options:</b> (L) = All the same or different laminates for the exterior and interior case (V) = All the same veneer for the exterior and interior case  <b>Sliding Doors</b>  <b>Door Finish Option:</b> (L) = Laminate (V) = Veneer  Door pulls are available in Knoll core paints, Dark Red (130) and Slate Blue (131) paint finishes.



Interpole Horizontal Wood Storage  
*Fabric Inserts*  
*For Interpole Mounted Cabinets*

description	w	d	h	pattern no.	grade				
					10	20	30	40	45
Fabric Inserts for Interpole Horizontal Cabinets	34 1/2"	1/2"	13 1/2"	<b>IPSI1536F</b>	\$418.	\$468.	\$522.	\$527.	\$565.
	40 1/2"	1/2"	13 1/2"	<b>IPSI1542F</b>	436.	474.	527.	535.	570.
	46 1/2"	1/2"	13 1/2"	<b>IPSI1548F</b>	436.	474.	527.	535.	570.
	52 1/2"	1/2"	13 1/2"	<b>IPSI1554F</b>	445.	483.	541.	544.	582.
	58 1/2"	1/2"	13 1/2"	<b>IPSI1560F</b>	755.	829.	839.	915.	957.
	64 1/2"	1/2"	13 1/2"	<b>IPSI1566F</b>	765.	832.	921.	933.	967.
	70 1/2"	1/2"	13 1/2"	<b>IPSI1572F</b>	765.	832.	921.	933.	967.

**Ordering Information**

**Fabric Inserts**

1. Pattern Number
2. Fabric

**Order Code**

**Fabric Inserts**

*Example:* **IPSI1560F, W1077**

**IPSI** Fabric Insert

**15** High

**60** Wide

**F** Tackable Fabric

**W1077** Element

**Included With**

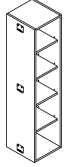
**Fabric Inserts**

**Options**

**Fabric Inserts**

# Interpole Vertical Wood Storage For Mounting on Side Slot of Pole Open Cabinets

description	w	d	h	pattern no.	All Same Laminate (Core Lam.) (L)	Different Laminate Case/Interior (Core Lam.) (L)	Different Laminate Case/Interior (Accent Lam.) (L)	V1 (V)	V2 (V)	V3 (V)
Interpole Vertical Cabinet, Open with Four Shelves	15"	15 <sup>5</sup> / <sub>8</sub> "	64 <sup>1</sup> / <sub>2</sub> "	<b>IPSVOS1564L()</b>	\$3,361.	\$3,820.	\$5,045.	\$6,113.	\$7,030.	\$9,173.
	15"	15 <sup>5</sup> / <sub>8</sub> "	64 <sup>1</sup> / <sub>2</sub> "	<b>IPSVOS1564R()</b>	3,361.	3,820.	5,045.	6,113.	7,030.	9,173.

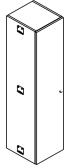


(left mount shown)

Ordering Information	Order Code	Included With	Options
<b>Interpole Vertical Cabinet, Open with Shelves</b>	<b>Interpole Vertical Cabinet, Open with Shelves</b>	<b>Interpole Vertical Cabinet, Open with Shelves</b>	<b>Interpole Vertical Cabinet, Open with Shelves</b>
1. Pattern Number	<i>Example:</i> <b>IPSVOS1564LL, 118, 118T</b>	Mounting Brackets	<b>Case Finish Options:</b>
2. Exterior Case Finish	<b>IPS</b> Interpole Storage	Hardware	(L) = All the same or different laminates for the exterior and interior case
3. Interior Case Finish (Laminate only)	<b>VOS</b> Vertical Cabinet Open with Shelves	(4) Adjustable Shelves	(V) = All the same veneer for the exterior and interior case
4. Bracket Paint Finish	<b>15</b> Depth		
	<b>64</b> Height		
	<b>L</b> Mounts on Left		
	<b>L</b> Laminate		
	<b>118</b> Bright White Laminate		
	<b>118</b> Bright White Laminate		
	<b>118T</b> Bright White Paint		

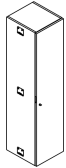
# Interpole Vertical Wood Storage For Mounting on Side Slot of Pole Cabinets with Doors

description	w	d	h	pattern no.	All Same	Laminate	Laminate	Laminate	All V1	All V2	All V3
					Laminate (Core Lam.) (L)	Case w/ V1 Fronts (M)	Case w/ V2 Fronts (M)	Case w/ V3 Fronts (M)			
Interpole Vertical Cabinet, Door with Four Shelves, Left Hinge	15"	16 1/2"	64 1/2"	<b>IPSVDL1564L( )L</b>	\$4,277.	\$4,736.	\$5,045.	\$5,351.	\$7,491.	\$8,559.	\$11,311.
	15"	16 1/2"	64 1/2"	<b>IPSVDL1564R( )L</b>	4,277.	4,736.	5,045.	5,351.	7,491.	8,559.	11,311.



(hinged left / mount left shown)

Interpole Vertical Cabinet, Door with Four Shelves, Right Hinge	15"	16 1/2"	64 1/2"	<b>IPSVDR1564L( )L</b>	4,277.	4,736.	5,045.	5,351.	7,491.	8,559.	11,311.
	15"	16 1/2"	64 1/2"	<b>IPSVDR1564R( )L</b>	4,277.	4,736.	5,045.	5,351.	7,491.	8,559.	11,311.

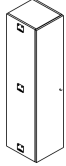


(hinged right / mount left shown)

Ordering Information	Order Code	Included With	Options
<b>Interpole Vertical Cabinet with Door and Shelves</b>	<b>Interpole Vertical Cabinet with Doors and Shelves</b>	<b>Interpole Vertical Cabinet, Open with Shelves</b>	<b>Interpole Vertical Cabinet with Door and Shelves</b>
1. Pattern Number	<i>Example:</i> <b>IPSVDL1564LLN, 118, 118, E, 118T, 118T</b>	Mounting Brackets	<b>Case Finish Options:</b>
2. Case Finish	<b>IPS</b> Interpole Storage	Hardware	(L) = All the same or different laminates for the exterior and interior case
3. Door Finish	<b>VDL</b> Vertical Cabinet with Door, Hinged Left	(4) Adjustable Shelves	(M) = Laminate exterior case/shelves and veneer door front
4. Pull Type	<b>15</b> Depth		(V) = All the same veneer for the exterior case/shelves and door front
5. Pull Paint Finish	<b>64</b> Height		<b>Lock Options:</b>
6. Bracket Paint Finish	<b>L</b> Mounts on Left		To specify an Interpole Vertical Storage cabinet without a lock, replace the final "L" suffix in the pattern number with an "N".
	<b>L</b> Laminate		<b>Door Pull Options:</b>
	<b>N</b> Non-Locking		(E) = Edge Pull
	<b>118</b> Bright White Laminate		(I) = Insert Pull
	<b>118</b> Bright White Laminate		(O) = Loop Pull
	<b>E</b> Edge Pull		See planning guide page for door pull finish options
	<b>118T</b> Bright White Paint		
	<b>118T</b> Bright White Paint		

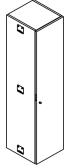
# Interpole Vertical Wood Storage For Mounting on Side Slot of Pole Wardrobe Cabinets

description	w	d	h	pattern no.	All Same	Laminate	Laminate	Laminate	All V1	All V2	All V3
					Laminate (Core Lam.) (L)	Case w/ V1 Fronts (M)	Case w/ V2 Fronts (M)	Case w/ V3 Fronts (M)			
Interpole Vertical Cabinet, Wardrobe, Left Hinge	15"	16 1/2"	64 1/2"	<b>IPSVWL1564L(JL)</b>	\$3,820.	\$4,277.	\$4,585.	\$4,890.	\$7,030.	\$8,104.	\$10,851.
	15"	16 1/2"	64 1/2"	<b>IPSVWL1564R(JL)</b>	3,820.	4,277.	4,585.	4,890.	7,030.	8,104.	10,851.



(hinged left / mount left shown)

Interpole Vertical Cabinet, Wardrobe, Right Hinge	15"	16 1/2"	64 1/2"	<b>IPSVWR1564L(JL)</b>	3,820.	4,277.	4,585.	4,890.	7,030.	8,104.	10,851.
	15"	16 1/2"	64 1/2"	<b>IPSVWR1564R(JL)</b>	3,820.	4,277.	4,585.	4,890.	7,030.	8,104.	10,851.



(hinged right / mount left shown)

Ordering Information	Order Code	Included With	Options
<b>Interpole Vertical Cabinet Wardrobe</b>	<b>Interpole Vertical Cabinet Wardrobe</b>	<b>Interpole Vertical Cabinet, Wardrobe</b>	<b>Interpole Vertical Cabinet with Door and Shelves</b>
1. Pattern Number	<i>Example:</i> <b>IPSVWL1564LLN, 118, 118, E, 118T, 118T</b>	Mounting Brackets	<b>Case Finish Options:</b>
2. Case Finish	<b>IPS</b> Interpole Storage	Hardware	(L) = All the same or different laminates for the exterior and interior case
3. Door Finish	<b>VWL</b> Vertical Wardrobe, Hinged on Left	Coat Hook	(M) = Laminate exterior case/shelves and veneer door front
4. Pull Type	<b>15</b> Depth	Low Shelf	(V) = All the same veneer for the exterior case/shelves and door front
5. Pull Paint Finish	<b>64</b> Height		
6. Bracket Paint Finish	<b>L</b> Mounts on Left		<b>Lock Options:</b>
	<b>L</b> Laminate		To specify an Interpole Vertical Storage cabinet without a lock, replace the final "L" suffix in the pattern number with an "N".
	<b>N</b> Non-Locking		
	<b>118</b> Bright White Laminate		<b>Door Pull Options:</b>
	<b>118</b> Bright White Laminate		(E) = Edge Pull
	<b>E</b> Edge Pull		(I) = Insert Pull
	<b>118T</b> Bright White Paint		(O) = Loop Pull
	<b>118T</b> Bright White Paint		

See planning guide page for door pull finish options

Interpole Vertical Wood Storage  
*Fabric Inserts*  
*For Interpole Vertical Cabinets*

description	w	d	h	pattern no.	grade				
					10	20	30	40	45
Fabric Inserts for Interpole Vertical Cabinets	15"	1/2"	64"	<b>IPSI6415F</b>	\$765.	\$832.	\$921.	\$933.	\$967.



**Ordering Information**

**Fabric Inserts**

1. Pattern Number
2. Fabric

**Order Code**

**Fabric Inserts**

*Example:* **IPSI6415F, W1077**

**IPSI** Fabric Insert

**64** High

**15** Wide

**F** Tackable Fabric

**W1077** Element

**Included With**

**Fabric Inserts**

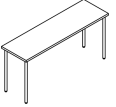
**Options**

**Fabric Inserts**

# Antenna Simple Tables

## Rectangular Tables

### 18" Deep

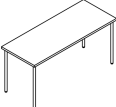
description	type	w	d	h	pattern no.	Laminate (L)	M/V1 (V)	V2 (V)	V3 (V)
18"D Antenna Simple Tables with Rectangular Shaped Tops 	Desk height high range	36"	18"	28 1/2"	<b>YKTS3618SDHN</b>	\$1,341.	\$1,594.	\$1,657.	\$1,779.
		42"	18"	28 1/2"	<b>YKTS4218SDHN</b>	1,399.	1,641.	1,710.	1,852.
		48"	18"	28 1/2"	<b>YKTS4818SDHN</b>	1,440.	1,684.	1,762.	1,924.
		54"	18"	28 1/2"	<b>YKTS5418SDHN</b>	1,480.	1,729.	1,815.	1,997.
		60"	18"	28 1/2"	<b>YKTS6018SDHN</b>	1,542.	1,774.	1,867.	2,067.
		66"	18"	28 1/2"	<b>YKTS6618SDHN</b>	1,584.	1,842.	1,940.	2,157.
		72"	18"	28 1/2"	<b>YKTS7218SDHN</b>	1,629.	1,912.	2,016.	2,252.
		78"	18"	28 1/2"	<b>YKTS7818SDHN</b>	1,713.	1,978.	2,091.	2,346.
		84"	18"	28 1/2"	<b>YKTS8418SDHN</b>	1,770.	2,046.	2,164.	2,441.
		Desk height low range	36"	18"	25 5/6"	<b>YKTS3618SDLN</b>	1,341.	1,594.	1,657.
42"	18"		25 5/6"	<b>YKTS4218SDLN</b>	1,399.	1,641.	1,710.	1,852.	
48"	18"		25 5/6"	<b>YKTS4818SDLN</b>	1,440.	1,684.	1,762.	1,924.	
54"	18"		25 5/6"	<b>YKTS5418SDLN</b>	1,480.	1,729.	1,815.	1,997.	
60"	18"		25 5/6"	<b>YKTS6018SDLN</b>	1,542.	1,774.	1,867.	2,067.	
66"	18"		25 5/6"	<b>YKTS6618SDLN</b>	1,584.	1,842.	1,940.	2,157.	
72"	18"		25 5/6"	<b>YKTS7218SDLN</b>	1,629.	1,912.	2,016.	2,252.	
78"	18"		25 5/6"	<b>YKTS7818SDLN</b>	1,713.	1,978.	2,091.	2,346.	
84"	18"		25 5/6"	<b>YKTS8418SDLN</b>	1,770.	2,046.	2,164.	2,441.	
Desk height with casters	36"		18"	28 1/2"	<b>YKTS3618SDCN</b>	1,409.	1,668.	1,733.	1,854.
	42"	18"	28 1/2"	<b>YKTS4218SDCN</b>	1,470.	1,716.	1,785.	1,928.	
	48"	18"	28 1/2"	<b>YKTS4818SDCN</b>	1,509.	1,759.	1,836.	1,999.	
	54"	18"	28 1/2"	<b>YKTS5418SDCN</b>	1,548.	1,807.	1,888.	2,070.	
	60"	18"	28 1/2"	<b>YKTS6018SDCN</b>	1,611.	1,848.	1,940.	2,141.	
	66"	18"	28 1/2"	<b>YKTS6618SDCN</b>	1,683.	1,919.	2,016.	2,233.	
	72"	18"	28 1/2"	<b>YKTS7218SDCN</b>	1,697.	1,985.	2,091.	2,326.	
	78"	18"	28 1/2"	<b>YKTS7818SDCN</b>	1,783.	2,051.	2,163.	2,422.	
	84"	18"	28 1/2"	<b>YKTS8418SDCN</b>	1,839.	2,119.	2,239.	2,516.	

Ordering Information	Order Code	Included With	Options
<b>Antenna Simple Tables</b>	<b>Tables</b>	<b>Antenna Simple Tables</b>	<b>Antenna Simple Table</b>
1. Pattern Number	<i>Example:</i> <b>YKTS6018SDHNL, 118, 118T</b>	Antenna Top	(N) No grommet
2. Grommet / no grommet		Table Legs	(G) Grommet
3. Top finish type	<b>YKTS</b> Antenna Simple Table	Stiffener	For Grommets, add \$50 for rectangular and track shape tops. Add \$25 for round and square.
4. Top finish	<b>60</b> Width	Leveling Glides or Casters	<b>Top Finish Options:</b>
5. Edge Finish (for laminate tops only)	<b>18</b> Depth	Attachment Hardware	(L) = Laminate
6. Leg finish (Texture paint)	<b>SDH</b> Desk Height High Range		(M) = Laminate top with wood edge
7. Grommet finish (paint)	<b>N</b> No Grommet		(V) = Veneer
	<b>L</b> Laminate		Top may be specified in any Knoll core laminate or veneer.
	<b>118</b> Bright White Laminate		<b>Leg Finish Options:</b>
	<b>118</b> Bright White Edge		Legs are available in Knoll core paints, Dark Red (130) and Slate blue (131) paint finishes.
	<b>118T</b> Bright White Leg		

# Antenna Simple Tables

## Rectangular Tables

### 24" Deep

description	type	w	d	h	pattern no.	Laminate (L)	M/V1 (V)	V2 (V)	V3 (V)
24"D Antenna Simple Tables with Rectangular Shaped Tops 	Desk height high range	36"	24"	28 1/2"	<b>YKTS3624SDHN</b>	\$1,393.	\$1,649.	\$1,727.	\$1,886.
		42"	24"	28 1/2"	<b>YKTS4224SDHN</b>	1,463.	1,704.	1,786.	1,973.
		48"	24"	28 1/2"	<b>YKTS4824SDHN</b>	1,507.	1,758.	1,846.	2,056.
		54"	24"	28 1/2"	<b>YKTS5424SDHN</b>	1,558.	1,812.	1,905.	2,144.
		60"	24"	28 1/2"	<b>YKTS6024SDHN</b>	1,631.	1,862.	1,968.	2,335.
		66"	24"	28 1/2"	<b>YKTS6624SDHN</b>	1,681.	1,939.	2,049.	2,445.
		72"	24"	28 1/2"	<b>YKTS7224SDHN</b>	1,704.	2,016.	2,139.	2,556.
		78"	24"	28 1/2"	<b>YKTS7824SDHN</b>	1,826.	2,092.	2,223.	2,664.
		84"	24"	28 1/2"	<b>YKTS8424SDHN</b>	1,888.	2,167.	2,306.	2,663.
		Desk height low range	36"	24"	25 5/6"	<b>YKTS3624SDLN</b>	1,393.	1,649.	1,727.
42"	24"		25 5/6"	<b>YKTS4224SDLN</b>	1,463.	1,704.	1,786.	1,973.	
48"	24"		25 5/6"	<b>YKTS4824SDLN</b>	1,507.	1,758.	1,846.	2,056.	
54"	24"		25 5/6"	<b>YKTS5424SDLN</b>	1,558.	1,812.	1,905.	2,144.	
60"	24"		25 5/6"	<b>YKTS6024SDLN</b>	1,631.	1,862.	1,968.	2,335.	
66"	24"		25 5/6"	<b>YKTS6624SDLN</b>	1,681.	1,939.	2,049.	2,445.	
72"	24"		25 5/6"	<b>YKTS7224SDLN</b>	1,704.	2,016.	2,139.	2,556.	
78"	24"		25 5/6"	<b>YKTS7824SDLN</b>	1,826.	2,092.	2,223.	2,664.	
84"	24"		25 5/6"	<b>YKTS8424SDLN</b>	1,888.	2,167.	2,306.	2,663.	
Desk height with casters	36"		24"	28 1/2"	<b>YKTS3624SDCN</b>	1,466.	1,726.	1,801.	1,962.
	42"	24"	28 1/2"	<b>YKTS4224SDCN</b>	1,535.	1,777.	1,860.	2,046.	
	48"	24"	28 1/2"	<b>YKTS4824SDCN</b>	1,581.	1,833.	1,921.	2,134.	
	54"	24"	28 1/2"	<b>YKTS5424SDCN</b>	1,629.	1,885.	1,978.	2,220.	
	60"	24"	28 1/2"	<b>YKTS6024SDCN</b>	1,700.	1,938.	2,042.	2,411.	
	66"	24"	28 1/2"	<b>YKTS6624SDCN</b>	1,751.	2,014.	2,126.	2,520.	
	72"	24"	28 1/2"	<b>YKTS7224SDCN</b>	1,774.	2,091.	2,212.	2,628.	
	78"	24"	28 1/2"	<b>YKTS7824SDCN</b>	1,895.	2,164.	2,296.	2,738.	
	84"	24"	28 1/2"	<b>YKTS8424SDCN</b>	1,959.	2,240.	2,380.	2,737.	

Antenna Simple Tables

#### Ordering Information

##### Antenna Simple Tables

1. Pattern Number
2. Grommet / no grommet
3. Top finish type
4. Top finish
5. Edge Finish (for laminate tops only)
6. Base finish (paint)
7. Grommet finish (paint)

#### Order Code

Tables	
<i>Example:</i>	<b>YKTS6024SDHNL, 118, 118T</b>
<b>YKTS</b>	Antenna Simple Table
<b>60</b>	Width
<b>24</b>	Depth
<b>SDH</b>	Desk Height High Range
<b>N</b>	No Grommet
<b>L</b>	Laminate
<b>118</b>	Bright White Laminate
<b>118</b>	Bright White Edge
<b>118T</b>	Bright White Leg

#### Included With

**Antenna Simple Tables**  
 Antenna Top  
 Table Legs  
 Stiffener  
 Leveling Glides or Casters  
 Attachment Hardware

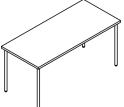
#### Options

**Antenna Simple Table**  
 (N) No grommet  
 (G) Grommet  
 For Grommets, add \$50 for rectangular and track shape tops. Add \$25 for round and square.  
**Top Finish Options:**  
 (L) = Laminate  
 (M) = Laminate top with wood edge  
 (V) = Veneer  
 Top may be specified in any Knoll core laminate or veneer.  
**Leg Finish Options:**  
 Legs are available in Knoll core paints, Dark Red (130) and Slate blue (131) paint finishes.

# Antenna Simple Tables

## Rectangular Tables

### 27" Deep

description	type	w	d	h	pattern no.	Laminate (L)	M/V1 (V)	V2 (V)	V3 (V)		
27"D Antenna Simple Tables with Rectangular Shaped Tops 	Desk height high range	36"	27"	28 1/2"	<b>YKTS3627SDHN</b>	\$1,421.	\$1,668.	\$1,750.	\$1,931.		
		42"	27"	28 1/2"	<b>YKTS4227SDHN</b>	1,493.	1,732.	1,821.	2,027.		
		48"	27"	28 1/2"	<b>YKTS4827SDHN</b>	1,545.	1,795.	1,890.	2,126.		
		54"	27"	28 1/2"	<b>YKTS5427SDHN</b>	1,595.	1,856.	1,966.	2,225.		
		60"	27"	28 1/2"	<b>YKTS6027SDHN</b>	1,671.	1,919.	2,034.	2,321.		
		66"	27"	28 1/2"	<b>YKTS6627SDHN</b>	1,684.	2,005.	2,113.	2,429.		
		72"	27"	28 1/2"	<b>YKTS7227SDHN</b>	1,706.	2,058.	2,191.	2,534.		
		78"	27"	28 1/2"	<b>YKTS7827SDHN</b>	1,880.	2,134.	2,273.	2,640.		
		84"	27"	28 1/2"	<b>YKTS8427SDHN</b>	1,949.	2,202.	2,346.	2,747.		
		<hr/>									
			Desk height low range	36"	27"	25 5/6"	<b>YKTS3627SDLN</b>	1,421.	1,668.	1,750.	1,931.
				42"	27"	25 5/6"	<b>YKTS4227SDLN</b>	1,493.	1,732.	1,821.	2,027.
				48"	27"	25 5/6"	<b>YKTS4827SDLN</b>	1,545.	1,795.	1,890.	2,126.
	54"	27"		25 5/6"	<b>YKTS5427SDLN</b>	1,595.	1,856.	1,966.	2,225.		
	60"	27"		25 5/6"	<b>YKTS6027SDLN</b>	1,671.	1,919.	2,034.	2,321.		
	66"	27"		25 5/6"	<b>YKTS6627SDLN</b>	1,684.	2,005.	2,113.	2,429.		
	72"	27"		25 5/6"	<b>YKTS7227SDLN</b>	1,706.	2,058.	2,191.	2,534.		
	78"	27"		25 5/6"	<b>YKTS7827SDLN</b>	1,880.	2,134.	2,273.	2,640.		
	84"	27"		25 5/6"	<b>YKTS8427SDLN</b>	1,949.	2,202.	2,346.	2,747.		
<hr/>											
	Desk height with casters	36"	27"	28 1/2"	<b>YKTS3627SDCN</b>	1,492.	1,744.	1,824.	2,005.		
		42"	27"	28 1/2"	<b>YKTS4227SDCN</b>	1,565.	1,808.	1,895.	2,103.		
		48"	27"	28 1/2"	<b>YKTS4827SDCN</b>	1,613.	1,870.	1,968.	2,202.		
		54"	27"	28 1/2"	<b>YKTS5427SDCN</b>	1,667.	1,932.	2,039.	2,299.		
		60"	27"	28 1/2"	<b>YKTS6027SDCN</b>	1,743.	1,991.	2,108.	2,398.		
		66"	27"	28 1/2"	<b>YKTS6627SDCN</b>	1,762.	2,082.	2,187.	2,502.		
		72"	27"	28 1/2"	<b>YKTS7227SDCN</b>	1,807.	2,138.	2,268.	2,612.		
		78"	27"	28 1/2"	<b>YKTS7827SDCN</b>	1,949.	2,206.	2,345.	2,717.		
		84"	27"	28 1/2"	<b>YKTS8427SDCN</b>	2,022.	2,276.	2,422.	2,823.		

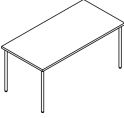
Ordering Information	Order Code	Included With	Options
<b>Antenna Simple Tables</b>	<b>Tables</b>	<b>Antenna Simple Tables</b>	<b>Antenna Simple Table</b>
1. Pattern Number	<i>Example:</i> <b>YKTS6027SDHNL, 118, 118T</b>	Antenna Top	(N) No grommet
2. Grommet / no grommet		Table Legs	(G) Grommet
3. Top finish type	<b>YKTS</b> Antenna Simple Table	Stiffener	For Grommets, add \$50 for rectangular and track shape tops. Add \$25 for round and square.
4. Top finish	<b>60</b> Width	Leveling Glides or Casters	<b>Top Finish Options:</b>
5. Edge Finish (for laminate tops only)	<b>27</b> Depth	Attachment Hardware	(L) = Laminate
6. Base finish (paint)	<b>SDH</b> Desk Height High Range		(M) = Laminate top with wood edge
7. Grommet finish (paint)	<b>N</b> No Grommet		(V) = Veneer
	<b>L</b> Laminate		Top may be specified in any Knoll core laminate or veneer.
	<b>118</b> Bright White Laminate		<b>Leg Finish Options:</b>
	<b>118</b> Bright White Edge		Legs are available in Knoll core paints, Dark Red (130) and Slate blue (131) paint finishes.
	<b>118T</b> Bright White Leg		



# Antenna Simple Tables

## Rectangular Tables

### 30" Deep

description	type	w	d	h	pattern no.	Laminate (L)	M/V1 (V)	V2 (V)	V3 (V)
30"D Antenna Simple Tables with Rectangular Shaped Tops 	Desk height high range	36"	30"	28 1/2"	<b>YKTS3630SDHN</b>	\$1,448.	\$1,687.	\$1,773.	\$1,971.
		42"	30"	28 1/2"	<b>YKTS4230SDHN</b>	1,527.	1,752.	1,847.	2,075.
		48"	30"	28 1/2"	<b>YKTS4830SDHN</b>	1,581.	1,817.	1,923.	2,179.
		54"	30"	28 1/2"	<b>YKTS5430SDHN</b>	1,635.	1,881.	1,998.	2,284.
		60"	30"	28 1/2"	<b>YKTS6030SDHN</b>	1,711.	1,944.	2,068.	2,386.
		66"	30"	28 1/2"	<b>YKTS6630SDHN</b>	1,775.	2,023.	2,144.	2,477.
		72"	30"	28 1/2"	<b>YKTS7230SDHN</b>	1,832.	2,101.	2,210.	2,618.
		78"	30"	28 1/2"	<b>YKTS7830SDHN</b>	1,936.	2,177.	2,331.	2,736.
		84"	30"	28 1/2"	<b>YKTS8430SDHN</b>	2,011.	2,251.	2,407.	2,845.
		Desk height low range	36"	30"	25 5/6"	<b>YKTS3630SDLN</b>	1,448.	1,687.	1,773.
42"	30"		25 5/6"	<b>YKTS4230SDLN</b>	1,527.	1,752.	1,847.	2,075.	
48"	30"		25 5/6"	<b>YKTS4830SDLN</b>	1,581.	1,817.	1,923.	2,179.	
54"	30"		25 5/6"	<b>YKTS5430SDLN</b>	1,635.	1,881.	1,998.	2,284.	
60"	30"		25 5/6"	<b>YKTS6030SDLN</b>	1,711.	1,944.	2,068.	2,386.	
66"	30"		25 5/6"	<b>YKTS6630SDLN</b>	1,775.	2,023.	2,144.	2,477.	
72"	30"		25 5/6"	<b>YKTS7230SDLN</b>	1,832.	2,101.	2,210.	2,618.	
78"	30"		25 5/6"	<b>YKTS7830SDLN</b>	1,936.	2,177.	2,331.	2,736.	
84"	30"		25 5/6"	<b>YKTS8430SDLN</b>	2,011.	2,251.	2,407.	2,845.	
Desk height with casters	36"		30"	28 1/2"	<b>YKTS3630SDCN</b>	1,518.	1,762.	1,847.	2,044.
	42"	30"	28 1/2"	<b>YKTS4230SDCN</b>	1,595.	1,829.	1,923.	2,150.	
	48"	30"	28 1/2"	<b>YKTS4830SDCN</b>	1,649.	1,889.	1,998.	2,252.	
	54"	30"	28 1/2"	<b>YKTS5430SDCN</b>	1,705.	1,954.	2,073.	2,359.	
	60"	30"	28 1/2"	<b>YKTS6030SDCN</b>	1,785.	2,021.	2,142.	2,460.	
	66"	30"	28 1/2"	<b>YKTS6630SDCN</b>	1,846.	2,096.	2,220.	2,549.	
	72"	30"	28 1/2"	<b>YKTS7230SDCN</b>	1,903.	2,175.	2,284.	2,693.	
	78"	30"	28 1/2"	<b>YKTS7830SDCN</b>	2,007.	2,251.	2,406.	2,812.	
	84"	30"	28 1/2"	<b>YKTS8430SDCN</b>	2,082.	2,324.	2,483.	2,923.	

Antenna Simple Tables

#### Ordering Information

##### Antenna Simple Tables

1. Pattern Number
2. Grommet / no grommet
3. Top finish type
4. Top finish
5. Edge Finish (for laminate tops only)
6. Base finish (paint)
7. Grommet finish (paint)

#### Order Code

Tables	
<i>Example:</i>	<b>YKTS6030SDHNL, 118, 118T</b>
<b>YKTS</b>	Antenna Simple Table
<b>60</b>	Width
<b>30</b>	Depth
<b>SDH</b>	Desk Height High Range
<b>N</b>	No Grommet
<b>L</b>	Laminate
<b>118</b>	Bright White Laminate
<b>118</b>	Bright White Edge
<b>118T</b>	Bright White Leg

#### Included With

**Antenna Simple Tables**  
 Antenna Top  
 Table Legs  
 Stiffener  
 Leveling Glides or Casters  
 Attachment Hardware

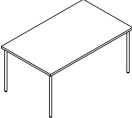
#### Options

**Antenna Simple Table**  
 (N) No grommet  
 (G) Grommet  
 For Grommets, add \$50 for rectangular and track shape tops. Add \$25 for round and square.  
**Top Finish Options:**  
 (L) = Laminate  
 (M) = Laminate top with wood edge  
 (V) = Veneer  
 Top may be specified in any Knoll core laminate or veneer.  
**Leg Finish Options:**  
 Legs are available in Knoll core paints, Dark Red (130) and Slate blue (131) paint finishes.

# Antenna Simple Tables

## Rectangular Tables

### 36" Deep

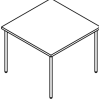
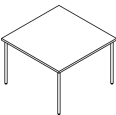
description	type	w	d	h	pattern no.	Laminate (L)	M//V1 (V)	V2 (V)	V3 (V)
36"D Antenna Simple Tables with Rectangular Shaped Tops 	Desk height high range	36"	36"	28 1/2"	<b>YKTS3636SDHN</b>	\$1,502.	\$1,741.	\$1,850.	\$2,086.
		42"	36"	28 1/2"	<b>YKTS4236SDHN</b>	1,587.	1,801.	1,923.	2,191.
		48"	36"	28 1/2"	<b>YKTS4836SDHN</b>	1,649.	1,870.	1,994.	2,299.
		54"	36"	28 1/2"	<b>YKTS5436SDHN</b>	1,713.	1,937.	2,067.	2,406.
		60"	36"	28 1/2"	<b>YKTS6036SDHN</b>	1,804.	2,003.	2,138.	2,515.
		66"	36"	28 1/2"	<b>YKTS6636SDHN</b>	1,871.	2,084.	2,225.	2,640.
		72"	36"	28 1/2"	<b>YKTS7236SDHN</b>	1,937.	2,162.	2,315.	2,768.
		78"	36"	28 1/2"	<b>YKTS7836SDHN</b>	2,045.	2,243.	2,403.	2,894.
		84"	36"	28 1/2"	<b>YKTS8436SDHN</b>	2,127.	2,320.	2,495.	3,019.
		Desk height low range	Desk height low range	36"	36"	25 3/6"	<b>YKTS3636SDLN</b>	1,502.	1,741.
42"	36"			25 3/6"	<b>YKTS4236SDLN</b>	1,587.	1,801.	1,923.	2,191.
48"	36"			25 3/6"	<b>YKTS4836SDLN</b>	1,649.	1,870.	1,994.	2,299.
54"	36"			25 3/6"	<b>YKTS5436SDLN</b>	1,713.	1,937.	2,067.	2,406.
60"	36"			25 3/6"	<b>YKTS6036SDLN</b>	1,804.	2,003.	2,138.	2,515.
66"	36"			25 3/6"	<b>YKTS6636SDLN</b>	1,871.	2,084.	2,225.	2,640.
72"	36"			25 3/6"	<b>YKTS7236SDLN</b>	1,937.	2,162.	2,315.	2,768.
78"	36"			25 3/6"	<b>YKTS7836SDLN</b>	2,045.	2,243.	2,403.	2,894.
84"	36"			25 3/6"	<b>YKTS8436SDLN</b>	2,127.	2,320.	2,495.	3,019.
Desk height with casters	Desk height with casters			36"	36"	28 1/2"	<b>YKTS3636SDCN</b>	1,574.	1,813.
		42"	36"	28 1/2"	<b>YKTS4236SDCN</b>	1,657.	1,878.	1,998.	2,268.
		48"	36"	28 1/2"	<b>YKTS4836SDCN</b>	1,720.	1,943.	2,069.	2,375.
		54"	36"	28 1/2"	<b>YKTS5436SDCN</b>	1,783.	2,011.	2,141.	2,482.
		60"	36"	28 1/2"	<b>YKTS6036SDCN</b>	1,875.	2,079.	2,211.	2,588.
		66"	36"	28 1/2"	<b>YKTS6636SDCN</b>	1,940.	2,155.	2,299.	2,717.
		72"	36"	28 1/2"	<b>YKTS7236SDCN</b>	2,007.	2,237.	2,388.	2,840.
		78"	36"	28 1/2"	<b>YKTS7836SDCN</b>	2,116.	2,317.	2,480.	2,969.
		84"	36"	28 1/2"	<b>YKTS8436SDCN</b>	2,198.	2,397.	2,570.	3,091.

Ordering Information	Order Code	Included With	Options
<b>Antenna Simple Tables</b>	<b>Tables</b>	<b>Antenna Simple Tables</b>	<b>Antenna Simple Table</b>
1. Pattern Number	<i>Example:</i> <b>YKTS6036SDHNL, 118, 118T</b>	Antenna Top	(N) No grommet
2. Grommet / no grommet		Table Legs	(G) Grommet
3. Top finish type	<b>YKTS</b> Antenna Simple Table	Stiffener	For Grommets, add \$50 for rectangular and track shape tops. Add \$25 for round and square
4. Top finish	<b>60</b> Width	Leveling Glides or Casters	
5. Edge Finish (for laminate tops only)	<b>36</b> Depth	Attachment Hardware	
6. Base finish (paint)	<b>SDH</b> Desk Height High Range		<b>Top Finish Options:</b>
7. Grommet finish (paint)	<b>N</b> No Grommet		(L) = Laminate
	<b>L</b> Laminate		(M) = Laminate top with wood edge
	<b>118</b> Bright White Laminate		(V) = Veneer
	<b>118</b> Bright White Edge		Top may be specified in any Knoll core laminate or veneer.
	<b>118T</b> Bright White Leg		<b>Leg Finish Options:</b>
			Legs are available in Knoll core paints, Dark Red (130) and Slate blue (131) paint finishes.

# Antenna Simple Tables

## Square Tables

### 36" and 42" Deep

description	type	w	d	h	pattern no.	Laminate (L)	M/V1 (V)	V2 (V)	V3 (V)
36"D Antenna Simple Tables with Square Shaped Tops 	Desk height high range	36"	36"	28½"	<b>YKTS3636SDHN</b>	\$1,502.	\$1,741.	\$1,850.	\$2,086.
	Desk height low range	36"	36"	25⅝"	<b>YKTS3636SDLN</b>	1,502.	1,741.	1,850.	2,086.
	Desk height with casters	36"	36"	28½"	<b>YKTS3636SDCN</b>	1,574.	1,813.	1,925.	2,157.
42"D Antenna Simple Tables with Square Shaped Tops 	Desk height high range	42"	42"	28½"	<b>YKTS4242SDHN</b>	1,662.	1,930.	2,044.	2,357.
	Desk height low range	42"	42"	25⅝"	<b>YKTS4242SDLN</b>	1,662.	1,930.	2,044.	2,357.
	Desk height with casters	42"	42"	28½"	<b>YKTS4242SDCN</b>	1,733.	1,985.	2,103.	2,415.

Antenna Simple Tables

#### Ordering Information

##### Antenna Simple Tables

1. Pattern Number
2. Grommet / no grommet
3. Top finish type
4. Top finish
5. Edge Finish (for laminate tops only)
6. Base finish (paint)
7. Grommet finish (paint)

#### Order Code

Tables	
<i>Example:</i>	<b>YKTS3636SDHNL, 118, 118, 118T</b>
<b>YKTS</b>	Antenna Simple Table
<b>36</b>	Width
<b>36</b>	Depth
<b>SDH</b>	Desk Height High Range
<b>N</b>	No Grommet
<b>L</b>	Laminate
<b>118</b>	Bright White Laminate
<b>118</b>	Bright White Edge
<b>118T</b>	Bright White Leg

#### Included With

**Antenna Simple Tables**  
 Antenna Top  
 Table Legs  
 Stiffener  
 Leveling Glides or Casters  
 Attachment Hardware

#### Options

**Antenna Simple Table**  
 (N) No grommet  
 (G) Grommet  
 For Grommets, add \$50 for rectangular and track shape tops. Add \$25 for round and square.



**Top Finish Options:**  
 (L) = Laminate  
 (M) = Laminate top with wood edge  
 (V) = Veneer  
 Top may be specified in any Knoll core laminate or veneer.

**Leg Finish Options:**  
 Legs are available in Knoll core paints, Dark Red (130) and Slate blue (131) paint finishes.

# Antenna Simple Tables

## Round Tables

### 36" and 42" Deep

description	type	w	d	h	pattern no.	Laminate (L)	M/V1 (V)	V2 (V)	V3 (V)
36"D Antenna Simple Tables with Round Shaped Tops 	Desk height high range	36"	36"	28 1/2"	<b>YKTR36SDHN</b>	\$1,494.	\$3,290.	\$3,361.	\$3,609.
	Desk height low range	36"	36"	25 5/8"	<b>YKTR36SDLN</b>	1,494.	3,290.	3,361.	3,609.
	Desk height with casters	36"	36"	28 1/2"	<b>YKTR36SDCN</b>	1,565.	3,347.	3,421.	3,669.
42"D Antenna Simple Tables with Round Shaped Tops 	Desk height high range	42"	42"	28 1/2"	<b>YKTR42SDHN</b>	1,653.	3,465.	3,550.	3,881.
	Desk height low range	42"	42"	25 5/8"	<b>YKTR42SDLN</b>	1,653.	3,465.	3,550.	3,881.
	Desk height with casters	42"	42"	28 1/2"	<b>YKTR42SDCN</b>	1,724.	3,519.	3,609.	3,937.

Ordering Information	Order Code	Included With	Options
<b>Antenna Simple Tables</b> 1. Pattern Number 2. Grommet / no grommet 3. Top finish type 4. Top finish 5. Edge Finish (for laminate tops only) 6. Base finish (paint) 7. Grommet finish (paint)	<b>Tables</b> <i>Example:</i> <b>YKTS6030SDHNL, 118, 118T</b> <hr/> <b>YKTS</b> Antenna Simple Table <hr/> <b>60</b> Width <hr/> <b>30</b> Depth <hr/> <b>SDH</b> Desk Height High Range <hr/> <b>N</b> No Grommet <hr/> <b>L</b> Laminate <hr/> <b>118</b> Bright White Laminate <hr/> <b>118</b> Bright White Edge <hr/> <b>118T</b> Bright White Leg	<b>Antenna Simple Tables</b> Antenna Top Table Legs Stiffener Leveling Glides or Casters Attachment Hardware	<b>Antenna Simple Table</b> (N) No grommet (G) Grommet For Grommets, add \$50 for rectangular and track shape tops. Add \$25 for round and square. <b>Top Finish Options:</b> (L) = Laminate (M) = Laminate top with wood edge (V) = Veneer Top may be specified in any Knoll core laminate or veneer. <b>Leg Finish Options:</b> Legs are available in Knoll core paints, Dark Red (130) and Slate blue (131) paint finishes.

# Antenna Simple Tables

## Track Tables

### 36" Deep

description	type	w	d	h	pattern no.	Laminate (L)	M/V1 (V)	V2 (V)	V3 (V)
36"D Antenna Simple Tables with Track Shaped Tops	Desk height high range	72"	36"	28½"	<b>YKTT7236SDHN</b>	\$1,944.	\$3,842.	\$3,997.	\$4,449.
	Desk height low range	72"	36"	25⅝"	<b>YKTT7236SDLN</b>	1,944.	3,842.	3,997.	4,449.
	Desk height with casters	72"	36"	28½"	<b>YKTT7236SDCN</b>	2,021.	3,897.	4,058.	4,508.



#### Ordering Information

##### Antenna Simple Tables

1. Pattern Number
2. Grommet / no grommet
3. Top finish type
4. Top finish
5. Edge Finish (for laminate tops only)
6. Base finish (paint)
7. Grommet finish (paint)

#### Order Code

##### Tables

*Example:* **YKTS6030SDHNL, 118, 118T**

<b>YKTS</b>	Antenna Simple Table
<b>60</b>	Width
<b>30</b>	Depth
<b>SDH</b>	Desk Height High Range
<b>N</b>	No Grommet
<b>L</b>	Laminate
<b>118</b>	Bright White Laminate
<b>118</b>	Bright White Edge
<b>118T</b>	Bright White Leg

#### Included With

**Antenna Simple Tables**  
 Antenna Top  
 Table Legs  
 Stiffener  
 Leveling Glides or Casters  
 Attachment Hardware

#### Options

##### Antenna Simple Table

(N) No grommet  
 (G) Grommet

For Grommets, add \$50 for rectangular and track shape tops. Add \$25 for round and square.

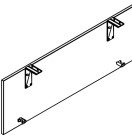
**Top Finish Options:**  
 (L) = Laminate  
 (M) = Laminate top with wood edge  
 (V) = Veneer

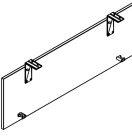
Top may be specified in any Knoll core laminate or veneer.

**Leg Finish Options:**

Legs are available in Knoll core paints, Dark Red (130) and Slate blue (131) paint finishes.

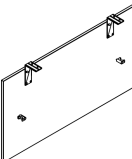
Modesty Panels for Simple Tables  
*Half Height*  
*Painted, Laminate or Veneer*

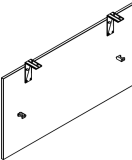
description	type	w	d	h	pattern no.	Painted (P)	Laminate (L)	V1 (V)	V2 (V)	V3 (V)
	For 36" Wide Tops	36"	1 1/8"	16 7/8"	<b>YMPT1736( )</b>	\$378.	\$411.	\$899.	\$1,032.	\$1,345.
	For 42" Wide Tops	42"	1 1/8"	16 7/8"	<b>YMPT1742( )</b>	387.	418.	928.	1,066.	1,386.
	For 48" Wide Tops	48"	1 1/8"	16 7/8"	<b>YMPT1748( )</b>	393.	452.	961.	1,110.	1,442.
	For 54" Wide Tops	54"	1 1/8"	16 7/8"	<b>YMPT1754( )</b>	402.	462.	999.	1,150.	1,494.
	For 60" Wide Tops	60"	1 1/8"	16 7/8"	<b>YMPT1760( )</b>	473.	590.	1,073.	1,232.	1,599.
	For 66" Wide Tops	66"	1 1/8"	16 7/8"	<b>YMPT1766( )</b>	532.	650.	1,099.	1,265.	1,645.
	For 72" Wide Tops	72"	1 1/8"	16 7/8"	<b>YMPT1772( )</b>	541.	659.	1,131.	1,299.	1,690.
	For 78" Wide Tops	78"	1 1/8"	16 7/8"	<b>YMPT1778( )</b>	549.	666.	1,172.	1,352.	1,754.
	For 84" Wide Tops	84"	1 1/8"	16 7/8"	<b>YMPT1784( )</b>	555.	675.	1,202.	1,383.	1,797.

description	type	w	d	h	pattern no.	Painted (P)	Laminate (L)	V1 (V)	V2 (V)	V3 (V)
	For 36" Wide Tops	36"	1 1/8"	15 7/8"	<b>YMPT1636( )</b>	378.	411.	899.	1,032.	1,345.
	For 42" Wide Tops	42"	1 1/8"	15 7/8"	<b>YMPT1642( )</b>	387.	418.	928.	1,066.	1,386.
	For 48" Wide Tops	48"	1 1/8"	15 7/8"	<b>YMPT1648( )</b>	393.	452.	961.	1,110.	1,442.
	For 54" Wide Tops	54"	1 1/8"	15 7/8"	<b>YMPT1654( )</b>	402.	462.	999.	1,150.	1,494.
	For 60" Wide Tops	60"	1 1/8"	15 7/8"	<b>YMPT1660( )</b>	473.	590.	1,073.	1,232.	1,599.
	For 66" Wide Tops	66"	1 1/8"	15 7/8"	<b>YMPT1666( )</b>	532.	650.	1,099.	1,265.	1,645.
	For 72" Wide Tops	72"	1 1/8"	15 7/8"	<b>YMPT1672( )</b>	541.	659.	1,131.	1,299.	1,690.
	For 78" Wide Tops	78"	1 1/8"	15 7/8"	<b>YMPT1678( )</b>	549.	666.	1,172.	1,352.	1,754.
	For 84" Wide Tops	84"	1 1/8"	15 7/8"	<b>YMPT1684( )</b>	555.	675.	1,202.	1,383.	1,797.

Ordering Information	Order Code	Included With	Options
<b>Modesty Panels for Simple Tables</b>	<b>Modesty Panels for Simple Tables</b>	<b>Modesty Panels for Simple Tables</b>	<b>Modesty Panels for Simple Tables</b>
1. Pattern Number	<i>Example:</i> YMPT1748P, 118T, 118T	Attachment brackets	<b>Finish Options:</b>
2. Surface Finish		Hardware	(P)=Painted
3. Bracket Paint Finish	<b>YMPT</b> Modesty Panel Simple Table		(L)=Laminate
	<b>17</b> Height		(V)=Veneer
	<b>48</b> Width		
	<b>P</b> Paint		
	<b>118T</b> Bright White Paint		
	<b>118T</b> Bright White Paint		

Modesty Panels for Simple Tables  
*Full Height*  
*Painted, Laminate or Veneer*



description	type	w	d	h	pattern no.	Painted (P)	Laminate (L)	V1 (V)	V2 (V)	V3 (V)
 Modesty Panel for Simple Tables, Full Height	For 36" Wide Tops	36"	1 1/8"	26 7/8"	<b>YMPT2736( )</b>	\$405.	\$510.	\$1,003.	\$1,157.	\$1,501.
	For 42" Wide Tops	42"	1 1/8"	26 7/8"	<b>YMPT2742( )</b>	417.	524.	1,044.	1,203.	1,565.
	For 48" Wide Tops	48"	1 1/8"	26 7/8"	<b>YMPT2748( )</b>	434.	535.	1,099.	1,269.	1,647.
	For 54" Wide Tops	54"	1 1/8"	26 7/8"	<b>YMPT2754( )</b>	446.	546.	1,144.	1,315.	1,711.
	For 60" Wide Tops	60"	1 1/8"	26 7/8"	<b>YMPT2760( )</b>	522.	738.	1,240.	1,430.	1,857.
	For 66" Wide Tops	66"	1 1/8"	26 7/8"	<b>YMPT2766( )</b>	585.	803.	1,289.	1,481.	1,924.
	For 72" Wide Tops	72"	1 1/8"	26 7/8"	<b>YMPT2772( )</b>	598.	813.	1,327.	1,529.	1,985.
	For 78" Wide Tops	78"	1 1/8"	26 7/8"	<b>YMPT2778( )</b>	611.	826.	1,384.	1,591.	2,070.
	For 84" Wide Tops	84"	1 1/8"	26 7/8"	<b>YMPT2784( )</b>	626.	840.	1,428.	1,641.	2,134.

 Modesty Panel for Simple Tables, Full Height with Cord Passage	For 36" Wide Tops	36"	1 1/8"	26 1/2"	<b>YMPT2636( )</b>	405.	510.	1,003.	1,157.	1,501.
	For 42" Wide Tops	42"	1 1/8"	26 7/8"	<b>YMPT2642( )</b>	417.	524.	1,044.	1,203.	1,565.
	For 48" Wide Tops	48"	1 1/8"	26 7/8"	<b>YMPT2648( )</b>	434.	535.	1,099.	1,269.	1,647.
	For 54" Wide Tops	54"	1 1/8"	26 7/8"	<b>YMPT2654( )</b>	446.	546.	1,144.	1,315.	1,711.
	For 60" Wide Tops	60"	1 1/8"	26 7/8"	<b>YMPT2660( )</b>	522.	738.	1,240.	1,430.	1,857.
	For 66" Wide Tops	66"	1 1/8"	26 7/8"	<b>YMPT2666( )</b>	585.	803.	1,289.	1,481.	1,924.
	For 72" Wide Tops	72"	1 1/8"	26 7/8"	<b>YMPT2672( )</b>	598.	813.	1,327.	1,529.	1,985.
	For 78" Wide Tops	78"	1 1/8"	26 7/8"	<b>YMPT2678( )</b>	611.	826.	1,384.	1,591.	2,070.
	For 84" Wide Tops	84"	1 1/8"	26 7/8"	<b>YMPT2684( )</b>	626.	840.	1,428.	1,641.	2,134.

Antenna Simple Tables

Ordering Information	Order Code	Included With	Options
<b>Modesty Panels for Simple Tables</b> 1. Pattern Number 2. Surface Finish 3. Bracket Paint Finish	<b>Modesty Panels for Simple Tables</b> <i>Example:</i> YMPT1748P, 118T, 118T <b>YMPT</b> Modesty Panel Simple Table <hr/> <b>17</b> Height <hr/> <b>48</b> Width <hr/> <b>P</b> Paint <hr/> <b>118T</b> Bright White Paint <hr/> <b>118T</b> Bright White Paint	<b>Modesty Panels for Simple Tables</b> Attachment brackets Hardware	<b>Modesty Panels for Simple Tables</b> <b>Finish Options:</b> (P)=Painted (L)=Laminate (V)=Veneer

# Antenna Simple Table Tops 18" and 24" Deep Rectangular

description	w	d	h	pattern no.	Laminate (L)	M/V1 (V)	V2 (V)	V3 (V)
Antenna Simple Table Tops, 18" Deep Rectangular 	36"	18"	1 1/4"	YTSS3618N(L/V)	\$305.	\$637.	\$730.	\$982.
	42"	18"	1 1/4"	YTSS4218N(L/V)	351.	671.	770.	1,030.
	48"	18"	1 1/4"	YTSS4818N(L/V)	389.	696.	797.	1,073.
	54"	18"	1 1/4"	YTSS5418N(L/V)	412.	729.	840.	1,125.
	60"	18"	1 1/4"	YTSS6018N(L/V)	448.	764.	876.	1,175.
	66"	18"	1 1/4"	YTSS6618N(L/V)	480.	795.	912.	1,229.
	72"	18"	1 1/4"	YTSS7218N(L/V)	506.	829.	951.	1,280.
	78"	18"	1 1/4"	YTSS7818N(L/V)	544.	860.	990.	1,329.
	84"	18"	1 1/4"	YTSS8418N(L/V)	570.	902.	1,034.	1,395.
Antenna Simple Table Tops, 24" Deep Rectangular 	36"	24"	1 1/4"	YTSS3624N(L/V)	347.	684.	790.	1,061.
	42"	24"	1 1/4"	YTSS4224N(L/V)	395.	722.	827.	1,111.
	48"	24"	1 1/4"	YTSS4824N(L/V)	442.	752.	862.	1,162.
	54"	24"	1 1/4"	YTSS5424N(L/V)	477.	803.	921.	1,239.
	60"	24"	1 1/4"	YTSS6024N(L/V)	516.	854.	980.	1,316.
	66"	24"	1 1/4"	YTSS6624N(L/V)	554.	889.	1,019.	1,368.
	72"	24"	1 1/4"	YTSS7224N(L/V)	576.	919.	1,058.	1,421.
	78"	24"	1 1/4"	YTSS7824N(L/V)	619.	960.	1,104.	1,489.
	84"	24"	1 1/4"	YTSS8424N(L/V)	656.	1,004.	1,151.	1,549.

### Ordering Information

#### Antenna Simple Table Tops

1. Pattern Number
2. Grommet / no grommet
3. Top Finish Type
4. Top Finish
5. Edge Finish  
(for laminate tops only)
6. Grommet finish (paint)

### Order Code

#### Antenna Simple Table Tops

*Example:* **YTSS6024NL, 118, 118**

<b>YTSS</b>	Antenna Simple Table Top
<b>60</b>	Width
<b>24</b>	Depth
<b>N</b>	No Grommet
<b>L</b>	Laminate
<b>118</b>	Bright White Laminate
<b>118</b>	Bright White Edge

### Included With

#### Antenna Simple Table Tops

Simple Table Top with inserts

### Options

#### Antenna Simple Table Tops

(N) No grommet  
(G) Grommet

For Grommets, add \$50 for rectangular tops.

#### Top Finish Options:



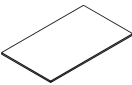
(L) = Laminate  
(M) = Laminate top with wood edge  
(V) = Veneer

Top may be specified in any Knoll core laminate or veneer.



# Antenna Simple Table Tops

## 27", 30" and 36" D tops

description	w	d	h	pattern no.	Laminate (L)	M/V1 (V)	V2 (V)	V3 (V)
Antenna Simple Table Tops, 27" Deep Rectangular 	36"	27"	1 1/4"	YTSS3627N(L/V)	\$389.	\$722.	\$827.	\$1,111.
	42"	27"	1 1/4"	YTSS4227N(L/V)	434.	752.	862.	1,162.
	48"	27"	1 1/4"	YTSS4827N(L/V)	477.	795.	912.	1,229.
	54"	27"	1 1/4"	YTSS5427N(L/V)	530.	847.	970.	1,302.
	60"	27"	1 1/4"	YTSS6027N(L/V)	574.	895.	1,026.	1,380.
	66"	27"	1 1/4"	YTSS6627N(L/V)	630.	919.	1,058.	1,421.
	72"	27"	1 1/4"	YTSS7227N(L/V)	659.	953.	1,096.	1,470.
	78"	27"	1 1/4"	YTSS7827N(L/V)	702.	994.	1,141.	1,537.
	84"	27"	1 1/4"	YTSS8427N(L/V)	743.	1,034.	1,188.	1,601.
Antenna Simple Table Tops, 30" Deep Rectangular 	36"	30"	1 1/4"	YTSS3630N(L/V)	429.	764.	876.	1,175.
	42"	30"	1 1/4"	YTSS4230N(L/V)	466.	789.	902.	1,214.
	48"	30"	1 1/4"	YTSS4830N(L/V)	516.	847.	970.	1,302.
	54"	30"	1 1/4"	YTSS5430N(L/V)	582.	895.	1,026.	1,380.
	60"	30"	1 1/4"	YTSS6030N(L/V)	639.	946.	1,084.	1,458.
	66"	30"	1 1/4"	YTSS6630N(L/V)	713.	960.	1,104.	1,489.
	72"	30"	1 1/4"	YTSS7230N(L/V)	735.	996.	1,141.	1,537.
	78"	30"	1 1/4"	YTSS7830N(L/V)	788.	1,034.	1,188.	1,601.
	84"	30"	1 1/4"	YTSS8430N(L/V)	835.	1,077.	1,238.	1,666.
Antenna Simple Table Tops, 36" Deep Rectangular 	36"	36"	1 1/4"	YTSS3636N(L/V)	469.	811.	931.	1,251.
	42"	36"	1 1/4"	YTSS4236N(L/V)	510.	860.	990.	1,329.
	48"	36"	1 1/4"	YTSS4836N(L/V)	562.	911.	1,044.	1,405.
	54"	36"	1 1/4"	YTSS5436N(L/V)	637.	960.	1,104.	1,489.
	60"	36"	1 1/4"	YTSS6036N(L/V)	702.	1,014.	1,161.	1,563.
	66"	36"	1 1/4"	YTSS6636N(L/V)	779.	1,063.	1,218.	1,637.
	72"	36"	1 1/4"	YTSS7236N(L/V)	808.	1,111.	1,275.	1,718.
	78"	36"	1 1/4"	YTSS7836N(L/V)	860.	1,161.	1,332.	1,795.
	84"	36"	1 1/4"	YTSS8436N(L/V)	915.	1,208.	1,388.	1,873.

Antenna Simple Tables

### Ordering Information

#### Antenna Simple Table Tops

1. Pattern Number
2. Grommet / no grommet
3. Top Finish Type
4. Top Finish
5. Edge Finish  
(for laminate tops only)
6. Grommet finish (paint)

### Order Code

Antenna Simple Table Tops	
<i>Example:</i> YTSS6024NL, 118, 118	
<b>YTSS</b>	Antenna Simple Table Top
<b>60</b>	Width
<b>24</b>	Depth
<b>N</b>	No Grommet
<b>L</b>	Laminate
<b>118</b>	Bright White Laminate
<b>118</b>	Bright White Edge

### Included With

Antenna Simple Table Tops  
Simple Table Top with inserts

### Options

#### Antenna Simple Table Tops

(N) No grommet  
(G) Grommet

For Grommets, add \$50 for rectangular tops.

#### Top Finish Options:

(L) = Laminate  
(M) = Laminate top with wood edge  
(V) = Veneer

Top may be specified in any Knoll core laminate or veneer.

# Antenna Simple Table Tops

## Bullet and 120 Degree Shape

description	w	d	h	pattern no.	Laminate (L)	M/V1 (V)	V2 (V)	V3 (V)
Antenna Simple Table Tops, Bullet Shape	60"	30"	1 1/4"	<b>YTSB6030N(L/V)</b>	\$1,315.	\$1,700.	\$1,811.	\$2,127.
	72"	36"	1 1/4"	<b>YTSB7236N(L/V)</b>	1,481.	2,595.	2,744.	3,161.
	84"	42"	1 1/4"	<b>YTSB8442N(L/V)</b>	2,155.	2,730.	2,903.	3,425.
Antenna Simple Table Tops, 120 Degree Shape	48"	24"	1 1/4"	<b>YTSVC4824N(L/V)</b>	1,144.	2,504.	2,879.	3,740.
	48"	27"	1 1/4"	<b>YTSVC4827N(L/V)</b>	1,161.	2,547.	2,927.	3,800.
	54"	24"	1 1/4"	<b>YTSVC5424N(L/V)</b>	1,219.	2,648.	3,043.	3,950.
	54"	27"	1 1/4"	<b>YTSVC5427N(L/V)</b>	1,351.	n/a	n/a	n/a
	60"	24"	1 1/4"	<b>YTSVC6024N(L/V)</b>	1,406.	n/a	n/a	n/a
	60"	27"	1 1/4"	<b>YTSVC6027N(L/V)</b>	1,429.	n/a	n/a	n/a

### Ordering Information

#### Antenna Simple Table Tops

1. Pattern Number
2. Grommet / no grommet
3. Top Finish Type
4. Top Finish
5. Edge Finish  
(for laminate tops only)
6. Grommet finish (paint)

### Order Code

#### Antenna Simple Table Tops

*Example:* **YTSS6024NL, 118, 118**

**YTSS** Antenna Simple Table Top

**60** Width

**24** Depth

**N** No Grommet

**L** Laminate

**118** Bright White Laminate

**118** Bright White Edge

### Included With

#### Antenna Simple Table Tops

Simple Table Top with inserts

### Options

#### Antenna Simple Table Tops

(N) No grommet  
(G) Grommet

For Grommets, add \$50 for rectangular tops.

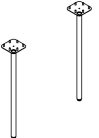
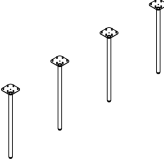

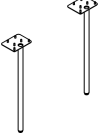
#### Top Finish Options:

(L) = Laminate  
(M) = Laminate top with wood edge  
(V) = Veneer

Top may be specified in any Knoll core laminate or veneer.

# Antenna Simple Table Legs

## Legs Kit of 2, Legs Kit of 4 and Shared Legs

description	type	w	d	h	pattern no.	list
 Antenna Simple Table Legs, (Pair)	Desk height high range	5"	5"	27 1/4"	<b>YBSLDH2</b>	\$544.
	Desk height low range	5"	5"	24 1/2"	<b>YBSLDL2</b>	535.
	Desk height with casters	5"	5"	27 1/4"	<b>YBSLDC2</b>	587.
 Antenna Simple Table Legs, (Kit of 4)	Desk height high range	5"	5"	27 1/4"	<b>YBSLDH4</b>	1,087.
	Desk height low range	5"	5"	24 1/2"	<b>YBSLDL4</b>	1,072.
	Desk height with casters	5"	5"	27 1/4"	<b>YBSLDC4</b>	1,172.
 Antenna Simple Table Shared Leg, (Individual)	Desk height high range	5"	5"	27 1/4"	<b>YBSSLDH1</b>	335.
	Desk height low range	5"	5"	24 1/2"	<b>YBSSLDL1</b>	328.
	Desk height with casters	5"	5"	27 1/4"	<b>YBSSLDC1</b>	354.
 Antenna Simple Table Shared Leg, (Pair)	Desk height high range	5"	5"	27 1/4"	<b>YBSSLDH2</b>	666.
	Desk height low range	5"	5"	24 1/2"	<b>YBSSLDL2</b>	651.
	Desk height with casters	5"	5"	27 1/4"	<b>YBSSLDC2</b>	712.



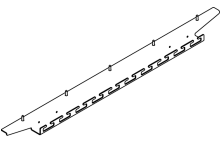



Antenna Simple Tables

Ordering Information	Order Code	Included With	Options
<b>Antenna Simple Table Legs</b> 1. Pattern Number 2. Leg Paint Finish	<b>Antenna Simple Table Legs</b> <i>Example:</i> <b>YBSLDH2, 118T</b> <b>YBSL</b> Antenna Simple Table Leg <b>DH</b> Desk Height High Range <b>2</b> Pair <b>118T</b> Bright White Legs	<b>Antenna Simple Table Legs</b> Simple Table Legs with glides or casters Attachment hardware	<b>Antenna Simple Table Legs</b>

# Antenna Simple Table Power and Accessories

## *Linking Bracket, Wire management, Power and Accessories*

Antenna Workspaces GSA

description	type	w	d	h	pattern no.	list
Antenna Simple Table Linking Bracket, (Pair) 	For Linking two Simple Tables	9.5"	1 1/8"	3/8"	<b>YKLB</b>	\$110.
Antenna Simple Table Caster Kit (Pair) 	Pair of locking casters			2 1/2"	<b>YBSCL</b>	93.
	Pair of non-locking casters			2 1/2"	<b>YBSCN</b>	93.
Antenna Simple Table Stiffener 	For 36" wide Simple Table	27"	2 3/4"	1 3/4"	<b>YTSS36</b>	203.
	For 42" wide Simple Table	33"	2 3/4"	1 3/4"	<b>YTSS42</b>	216.
	For 48" wide Simple Table	39"	2 3/4"	1 3/4"	<b>YTSS48</b>	232.
	For 54" wide Simple Table	45"	2 3/4"	1 3/4"	<b>YTSS54</b>	247.
	For 60" wide Simple Table	51"	2 3/4"	1 3/4"	<b>YTSS60</b>	263.
	For 66" wide Simple Table	57"	2 3/4"	1 3/4"	<b>YTSS66</b>	274.
	For 72" wide Simple Table	63"	2 3/4"	1 3/4"	<b>YTSS72</b>	288.
	For 78" wide Simple Table	69"	2 3/4"	1 3/4"	<b>YTSS78</b>	328.
	For 84" wide Simple Table	75"	2 3/4"	1 3/4"	<b>YTSS84</b>	341.
Antenna Simple Table Vertical Wire Manager 	For Antenna Simple Table desk height high range and desk height with casters	1"	3/4"	25 1/2"	<b>YR1SVVMH</b>	44.
	For Antenna Simple Table desk height low range and desk height with casters	1"	3/4"	22 1/2"	<b>YR1SVWML</b>	44.
Antenna Simple Table Power Strip 	Mounts to Antenna Simple Table Stiffener	24"	1 1/2"	1 1/2"	<b>YR1SPS24</b>	492.
Antenna Simple Table Cable Clip 	Mounts to Antenna Simple Table Stiffener	1 1/4"	1/2"	1 1/4"	<b>YR1SCC10</b>	25.
Antenna Simple Table Communications Mounting Box	Mounts to underside of worksurface				<b>YR1SCMB</b>	60.

Ordering Information	Order Code	Included With	Options
<b>Antenna Simple Table Linking Bracket</b> 1. Pattern Number	<b>Antenna Simple Table Linking Bracket</b> <hr/> <i>Example:</i> <b>YKLB</b> <b>YK</b> Antenna Simple Table Kit <hr/> <b>LB</b> Linking Bracket	<b>Antenna Simple Table Linking Bracket</b> Linking bracket (pair) Attachment hardware Storage mount	<b>Antenna Simple Table Linking Bracket</b>

# Antenna Simple Table Power and Accessories

## *Linking Bracket, Wire management, Power and Accessories*

Antenna Workspaces GSA

description	type	w	d	h	pattern no.	list
Antenna Simple Table Insert Kit	for mounting Simple Table Legs on Non-Simple Table Tops				<b>YKSI</b>	\$40.

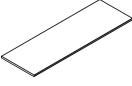
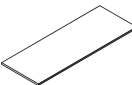
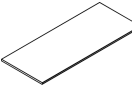


Antenna Simple Tables

Ordering Information	Order Code	Included With	Options
<b>Antenna Simple Table Linking Bracket</b>	<b>Antenna Simple Table Linking Bracket</b>	<b>Antenna Simple Table Linking Bracket</b>	<b>Antenna Simple Table Linking Bracket</b>
1. Pattern Number	<i>Example:</i> <b>YKLB</b>	Linking bracket (pair) Attachment hardware Storage mount	
	<b>YK</b> Antenna Simple Table Kit		
	<b>LB</b> Linking Bracket		

# Antenna Telescope Rectangular Tops for Adjustable Dual Antenna Workspaces GSA Tables

## *24", 27" and 30" Deep Rectangular*

description	type	w	d	h	pattern no.	Laminate (L)	M/V1 (V)	V2 (V)	V3 (V)
Antenna Telescope Adjustable Tops, 24" Deep Rectangular 	For use with Telescope Adjustable Dual Tables	47"	24"	1 1/4"	<b>YTT4724()</b>	\$422.	\$727.	\$838.	\$1,131.
	For use with Telescope Adjustable Dual Tables	53"	24"	1 1/4"	<b>YTT5324()</b>	458.	775.	894.	1,205.
	For use with Telescope Adjustable Dual Tables	59"	24"	1 1/4"	<b>YTT5924()</b>	489.	825.	949.	1,286.
	For use with Telescope Adjustable Dual Tables	65"	24"	1 1/4"	<b>YTT6524()</b>	532.	860.	990.	1,333.
	For use with Telescope Adjustable Dual Tables	71"	24"	1 1/4"	<b>YTT7124()</b>	553.	892.	1,027.	1,384.
	For use with Telescope Adjustable Dual Tables	77"	24"	1 1/4"	<b>YTT7724()</b>	595.	933.	1,075.	1,452.
	For use with Telescope Adjustable Dual Tables	83"	24"	1 1/4"	<b>YTT8324()</b>	633.	978.	1,120.	1,512.
Antenna Telescope Adjustable Tops, 27" Deep Rectangular 	For use with Telescope Adjustable Dual Tables	47"	27"	1 1/4"	<b>YTT4727()</b>	458.	769.	886.	1,196.
	For use with Telescope Adjustable Dual Tables	53"	27"	1 1/4"	<b>YTT5327()</b>	509.	818.	942.	1,270.
	For use with Telescope Adjustable Dual Tables	59"	27"	1 1/4"	<b>YTT5927()</b>	552.	865.	997.	1,346.
	For use with Telescope Adjustable Dual Tables	65"	27"	1 1/4"	<b>YTT6527()</b>	607.	892.	1,027.	1,384.
	For use with Telescope Adjustable Dual Tables	71"	27"	1 1/4"	<b>YTT7127()</b>	635.	925.	1,065.	1,434.
	For use with Telescope Adjustable Dual Tables	77"	27"	1 1/4"	<b>YTT7727()</b>	677.	962.	1,111.	1,500.
	For use with Telescope Adjustable Dual Tables	83"	27"	1 1/4"	<b>YTT8327()</b>	720.	1,004.	1,158.	1,563.
Antenna Telescope Adjustable Tops, 30" Deep Rectangular 	For use with Telescope Adjustable Dual Tables	47"	30"	1 1/4"	<b>YTT4730()</b>	489.	818.	942.	1,270.
	For use with Telescope Adjustable Dual Tables	53"	30"	1 1/4"	<b>YTT5330()</b>	559.	865.	997.	1,346.
	For use with Telescope Adjustable Dual Tables	59"	30"	1 1/4"	<b>YTT5930()</b>	614.	916.	1,053.	1,422.
	For use with Telescope Adjustable Dual Tables	65"	30"	1 1/4"	<b>YTT6530()</b>	684.	933.	1,075.	1,452.
	For use with Telescope Adjustable Dual Tables	71"	30"	1 1/4"	<b>YTT7130()</b>	712.	966.	1,111.	1,500.
	For use with Telescope Adjustable Dual Tables	77"	30"	1 1/4"	<b>YTT7730()</b>	759.	1,004.	1,158.	1,563.
	For use with Telescope Adjustable Dual Tables	83"	30"	1 1/4"	<b>YTT8330()</b>	808.	1,045.	1,204.	1,629.

### Ordering Information

#### Antenna Telescope Tops

1. Pattern Number
2. Top Finish Type
3. Top Finish
4. Edge Finish  
(for laminate tops only)

### Order Code

#### Antenna Telescope Tops

*Example:* **YTT5930L, 118, 118**

<b>YTT</b>	Antenna Telescope Top
<b>59</b>	Width
<b>30</b>	Depth
<b>L</b>	Laminate
<b>118</b>	Bright White Laminate
<b>118</b>	Bright White Edge

### Included With

#### Antenna Telescope Tops

### Options




#### Antenna Telescope Tops

#### Top Finish Options:

Add an (L) for laminate, (M) for laminate with wood edge or (V) for veneer suffix to pattern number.

# Antenna Telescope Radiused Tops for Adjustable Dual Tables Antenna Workspaces GSA

## 24", 27" and 30" Deep for use with k. screen




description	type	w	d	h	pattern no.	Laminate (L)	M/V1 (V)	V2 (V)	V3 (V)
Antenna Telescope Adjustable Tops, 24" Deep Rectangular Radiused 	For use with Wrapping k. screen	46"	24"	1 1/4"	<b>YTTRC4624( )</b>	\$525.	\$909.	\$1,045.	\$1,415.
		52"	24"	1 1/4"	<b>YTTRC5224( )</b>	570.	970.	1,115.	1,506.
		58"	24"	1 1/4"	<b>YTTRC5824( )</b>	613.	1,030.	1,187.	1,606.
		64"	24"	1 1/4"	<b>YTTRC6424( )</b>	666.	1,074.	1,238.	1,666.
		70"	24"	1 1/4"	<b>YTTRC7024( )</b>	694.	1,114.	1,286.	1,730.
		76"	24"	1 1/4"	<b>YTTRC7624( )</b>	745.	1,166.	1,345.	1,815.
		82"	24"	1 1/4"	<b>YTTRC8224( )</b>	791.	1,222.	1,401.	1,890.
Antenna Telescope Adjustable Tops, 27" Deep Rectangular Radiused 	For use with Wrapping k. screen	46"	27"	1 1/4"	<b>YTTRC4627( )</b>	570.	961.	1,108.	1,494.
		52"	27"	1 1/4"	<b>YTTRC5227( )</b>	637.	1,024.	1,178.	1,587.
		58"	27"	1 1/4"	<b>YTTRC5827( )</b>	689.	1,083.	1,245.	1,683.
		64"	27"	1 1/4"	<b>YTTRC6427( )</b>	759.	1,114.	1,286.	1,730.
		70"	27"	1 1/4"	<b>YTTRC7027( )</b>	794.	1,155.	1,332.	1,795.
		76"	27"	1 1/4"	<b>YTTRC7627( )</b>	847.	1,204.	1,388.	1,877.
		82"	27"	1 1/4"	<b>YTTRC8227( )</b>	899.	1,256.	1,447.	1,955.
Antenna Telescope Adjustable Tops, 30" Deep Rectangular Radiused 	For use with Wrapping k. screen	46"	30"	1 1/4"	<b>YTTRC4630( )</b>	613.	1,024.	1,178.	1,587.
		52"	30"	1 1/4"	<b>YTTRC5230( )</b>	699.	1,083.	1,245.	1,683.
		58"	30"	1 1/4"	<b>YTTRC5830( )</b>	769.	1,146.	1,315.	1,776.
		64"	30"	1 1/4"	<b>YTTRC6430( )</b>	857.	1,166.	1,345.	1,815.
		70"	30"	1 1/4"	<b>YTTRC7030( )</b>	890.	1,205.	1,388.	1,877.
		76"	30"	1 1/4"	<b>YTTRC7630( )</b>	949.	1,256.	1,447.	1,955.
		82"	30"	1 1/4"	<b>YTTRC8230( )</b>	1,009.	1,310.	1,505.	2,034.

Antenna Telescope

Ordering Information	Order Code	Application Notes	Options
<b>Antenna Tops</b> 1. Pattern Number 2. Top Finish 3. Edge Finish (laminate tops only)	<b>Antenna Telescope Radiused Tops</b>  <i>Example:</i> <b>YTTRC4727, 118, 118</b> <b>YTT</b> Antenna Telescope Top <b>RC</b> Rectangular Radiused Top <hr/> <b>47</b> Width <hr/> <b>27</b> Depth <hr/> <b>L</b> Laminate <hr/> <b>118</b> Bright White Laminate <hr/> <b>118T</b> Bright White Edge		<b>Antenna Telescope Radiused Tops</b>  <b>Top Finish Options:</b> Add an; (L) = for laminate (V) = for veneer suffix to pattern number.

# Antenna Telescope Radiused Tops for Adjustable Dual Tables Antenna Workspaces GSA

## 24", 27" and 30" Deep

description	type	w	d	h	pattern no.	Laminate (L)	M/V1 (V)	V2 (V)	V3 (V)
Antenna Telescope Adjustable Tops, 24" Deep Rectangular Radiused 	For use with Telescope Adjustable Dual Bases	47"	24"	1 1/4"	<b>YTTRC4724( )</b>	\$525.	\$909.	\$1,045.	\$1,415.
		53"	24"	1 1/4"	<b>YTTRC5324( )</b>	570.	970.	1,115.	1,506.
		59"	24"	1 1/4"	<b>YTTRC5924( )</b>	613.	1,030.	1,187.	1,606.
		65"	24"	1 1/4"	<b>YTTRC6524( )</b>	666.	1,074.	1,238.	1,666.
		71"	24"	1 1/4"	<b>YTTRC7124( )</b>	694.	1,114.	1,286.	1,730.
		77"	24"	1 1/4"	<b>YTTRC7724( )</b>	745.	1,166.	1,345.	1,815.
		83"	24"	1 1/4"	<b>YTTRC8324( )</b>	791.	1,222.	1,401.	1,890.
Antenna Telescope Adjustable Tops, 27" Deep Rectangular Radiused 	For use with Telescope Adjustable Dual Bases	47"	27"	1 1/4"	<b>YTTRC4727( )</b>	570.	961.	1,108.	1,494.
		53"	27"	1 1/4"	<b>YTTRC5327( )</b>	637.	1,024.	1,178.	1,587.
		59"	27"	1 1/4"	<b>YTTRC5927( )</b>	689.	1,083.	1,245.	1,683.
		65"	27"	1 1/4"	<b>YTTRC6527( )</b>	759.	1,114.	1,286.	1,730.
		71"	27"	1 1/4"	<b>YTTRC7127( )</b>	794.	1,155.	1,332.	1,795.
		77"	27"	1 1/4"	<b>YTTRC7727( )</b>	847.	1,204.	1,388.	1,877.
		83"	27"	1 1/4"	<b>YTTRC8327( )</b>	899.	1,256.	1,447.	1,955.
Antenna Telescope Adjustable Tops, 30" Deep Rectangular Radiused 	For use with Telescope Adjustable Dual Bases	47"	30"	1 1/4"	<b>YTTRC4730( )</b>	613.	1,024.	1,178.	1,587.
		53"	30"	1 1/4"	<b>YTTRC5330( )</b>	699.	1,083.	1,245.	1,683.
		59"	30"	1 1/4"	<b>YTTRC5930( )</b>	769.	1,146.	1,315.	1,776.
		65"	30"	1 1/4"	<b>YTTRC6530( )</b>	857.	1,166.	1,345.	1,815.
		71"	30"	1 1/4"	<b>YTTRC7130( )</b>	890.	1,205.	1,388.	1,877.
		77"	30"	1 1/4"	<b>YTTRC7730( )</b>	949.	1,256.	1,447.	1,955.
		83"	30"	1 1/4"	<b>YTTRC8330( )</b>	1,009.	1,310.	1,505.	2,034.

### Ordering Information

#### Antenna Tops

1. Pattern Number
2. Top Finish
3. Edge Finish  
(laminated tops only)

### Order Code

#### Antenna Telescope Radiused Tops

*Example:* **YTTRC4727, 118, 118**

**YTT** Antenna Telescope Top

**RC** Rectangular Radiused  
Top

**47** Width

**27** Depth

**L** Laminate

**118** Bright White Laminate

**118T** Bright White Edge

### Application Notes

### Options

#### Antenna Telescope Radiused Tops


#### Top Finish Options:


Add an;  
(L) = for laminate  
(V) = for veneer  
suffix to pattern number.




# Antenna Telescope Tops for Adjustable 120° Triads 24", 27" and 30" Deep

Antenna Workspaces GSA

description	type	w	d	h	pattern no.	Laminate (L)	M/V1 (V)	V2 (V)	V3 (V)
Antenna Telescope Adjustable Tops, 24" Deep 120° 	For use with Telescope 120° Bases	47"	24"		<b>YTTVC4724( )</b>	\$1,129.	\$2,492.	\$2,865.	\$3,725.
	For use with Telescope 120° Bases	53"	24"		<b>YTTVC5324( )</b>	1,204.	2,632.	3,030.	3,937.
	For use with Telescope 120° Bases	59"	24"		<b>YTTVC5924( )</b>	1,393.	3,064.	3,524.	4,581.

Antenna Telescope Adjustable Tops, 27" Deep 120° 	For use with Telescope 120° Bases	47"	27"		<b>YTTVC4727( )</b>	1,146.	2,532.	2,912.	3,787.
	For use with Telescope 120° Bases	53"	27"		<b>YTTVC5327( )</b>	1,334.	2,933.	3,375.	4,387.
	For use with Telescope 120° Bases	59"	27"		<b>YTTVC5927( )</b>	1,415.	3,113.	3,579.	4,654.

Antenna Telescope Adjustable Tops, 30" Deep 120° 	For use with Telescope 120° Bases	47"	30"		<b>YTTVC4730( )</b>	1,164.	2,571.	2,961.	3,851.
	For use with Telescope 120° Bases	53"	30"		<b>YTTVC5330( )</b>	1,438.	3,163.	3,638.	4,729.
	For use with Telescope 120° Bases	59"	30"		<b>YTTVC5930( )</b>	1,464.	3,221.	3,702.	4,813.

Antenna Telescope

## Ordering Information

### Antenna Telescope 120° Triad

1. Pattern Number
2. Control Switch
3. Base Finish

## Order Code

### Antenna Telescope 120° Triad

*Example:* **YBTYESBN148, D, 118T**

<b>YBTY</b>	Antenna Telescope 120° Triad
<b>ES</b>	Standard Electric
<b>BN</b>	With Beam
<b>1</b>	1 Connection
<b>60</b>	Width
<b>D</b>	Digital Display
<b>118T</b>	Bright White Paint

## Included With

### Antenna Telescope 120° Triad

Columns  
Center Beam  
Dual Trays  
Rails  
Connecting Hardware

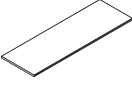
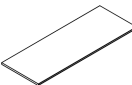
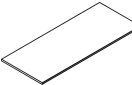
## Options

### Antenna Telescope 120° Triad

**Control Switch Options:**  
(S) = Standard up/down control switch  
(D) = Digital Display with programmable settings. Add \$973 list for the digital display selection.

# Antenna Telescope Tops for Fixed Dual Tables

## 24", 27" and 30" Deep Rectangular

description	type	w	d	h	pattern no.	Laminate (L)	Mixed/V1 (M/V)	V2 (V)	V3 (V)
Antenna Telescope Fixed Tops, 24" Deep Rectangular 	For use with Telescope Fixed Dual Tables	48"	24"	1 1/4"	<b>YTT4824( )</b>	\$422.	\$727.	\$838.	\$1,131.
		54"	24"	1 1/4"	<b>YTT5424( )</b>	458.	775.	894.	1,205.
		60"	24"	1 1/4"	<b>YTT6024( )</b>	489.	825.	949.	1,286.
		66"	24"	1 1/4"	<b>YTT6624( )</b>	532.	860.	990.	1,333.
		72"	24"	1 1/4"	<b>YTT7224( )</b>	553.	892.	1,027.	1,384.
		78"	24"	1 1/4"	<b>YTT7824( )</b>	595.	933.	1,075.	1,452.
		84"	24"	1 1/4"	<b>YTT8424( )</b>	633.	978.	1,120.	1,512.
Antenna Telescope Fixed Tops, 27" Deep Rectangular 	For use with Telescope Fixed Dual Tables	48"	27"	1 1/4"	<b>YTT4827( )</b>	458.	769.	886.	1,196.
		54"	27"	1 1/4"	<b>YTT5427( )</b>	509.	818.	942.	1,270.
		60"	27"	1 1/4"	<b>YTT6027( )</b>	552.	865.	997.	1,346.
		66"	27"	1 1/4"	<b>YTT6627( )</b>	607.	892.	1,027.	1,384.
		72"	27"	1 1/4"	<b>YTT7227( )</b>	635.	925.	1,065.	1,434.
		78"	27"	1 1/4"	<b>YTT7827( )</b>	677.	966.	1,111.	1,500.
		84"	27"	1 1/4"	<b>YTT8427( )</b>	720.	1,004.	1,158.	1,563.
Antenna Telescope Fixed Tops, 30" Deep Rectangular 	For use with Telescope Fixed Dual Tables	48"	30"	1 1/4"	<b>YTT4830( )</b>	489.	818.	942.	1,270.
		54"	30"	1 1/4"	<b>YTT5430( )</b>	559.	865.	997.	1,346.
		60"	30"	1 1/4"	<b>YTT6030( )</b>	614.	916.	1,053.	1,422.
		66"	30"	1 1/4"	<b>YTT6630( )</b>	684.	933.	1,075.	1,452.
		72"	30"	1 1/4"	<b>YTT7230( )</b>	712.	966.	1,111.	1,500.
		78"	30"	1 1/4"	<b>YTT7830( )</b>	759.	1,004.	1,158.	1,563.
		84"	30"	1 1/4"	<b>YTT8430( )</b>	808.	1,045.	1,204.	1,629.

### Ordering Information

#### Antenna Telescope Tops

1. Pattern Number
2. Top Finish Type
3. Top Finish
4. Edge Finish  
(for laminate tops only)

### Order Code

#### Antenna Telescope Tops

*Example:* **YTT6030L, 118, 118**

<b>YTT</b>	Antenna Simple Table
<b>60</b>	Width
<b>30</b>	Depth
<b>L</b>	Laminate
<b>118</b>	Bright White Laminate
<b>118</b>	Bright White Edge

### Included With

#### Antenna Telescope Tops




### Options

#### Antenna Telescope Tops

#### Top Finish Options:

Add an (L) for laminate, (M) for laminate with wood edge or (V) for veneer suffix to pattern number.

# Antenna Telescope Return Tops for Dual Tables 24", 27" and 30" Deep Rectangular

description	type	w	d	h	pattern no.	Laminate (L)	M/V1 (V)	V2 (V)	V3 (V)
Antenna Telescope Return Tops, 24" Deep Rectangular 	For use with Telescope Return Bases	30"	24"	1 1/4"	<b>YTTR3024( )</b>	\$296.	\$633.	\$724.	\$982.
	For use with Telescope Return Bases	36"	24"	1 1/4"	<b>YTTR3624( )</b>	331.	661.	764.	1,029.
	For use with Telescope Return Bases	42"	24"	1 1/4"	<b>YTTR4224( )</b>	378.	697.	803.	1,080.
	For use with Telescope Return Bases	48"	24"	1 1/4"	<b>YTTR4824( )</b>	422.	727.	838.	1,131.
	For use with Telescope Return Bases	54"	24"	1 1/4"	<b>YTTR5424( )</b>	458.	775.	894.	1,205.
	For use with Telescope Return Bases	60"	24"	1 1/4"	<b>YTTR6024( )</b>	489.	825.	949.	1,286.
	For use with Telescope Return Bases	66"	24"	1 1/4"	<b>YTTR6624( )</b>	532.	860.	990.	1,333.
	For use with Telescope Return Bases	72"	24"	1 1/4"	<b>YTTR7224( )</b>	553.	892.	1,027.	1,384.
Antenna Telescope Return Tops, 27" Deep Rectangular 	For use with Telescope Return Bases	30"	27"	1 1/4"	<b>YTTR3027( )</b>	334.	654.	753.	1,018.
	For use with Telescope Return Bases	36"	27"	1 1/4"	<b>YTTR3627( )</b>	370.	697.	803.	1,080.
	For use with Telescope Return Bases	42"	27"	1 1/4"	<b>YTTR4227( )</b>	412.	727.	838.	1,131.
	For use with Telescope Return Bases	48"	27"	1 1/4"	<b>YTTR4827( )</b>	458.	769.	886.	1,196.
	For use with Telescope Return Bases	54"	27"	1 1/4"	<b>YTTR5427( )</b>	509.	818.	942.	1,270.
	For use with Telescope Return Bases	60"	27"	1 1/4"	<b>YTTR6027( )</b>	552.	865.	997.	1,346.
	For use with Telescope Return Bases	66"	27"	1 1/4"	<b>YTTR6627( )</b>	607.	892.	1,027.	1,384.
	For use with Telescope Return Bases	72"	27"	1 1/4"	<b>YTTR7227( )</b>	635.	925.	1,065.	1,434.
Antenna Telescope Return Tops, 30" Deep Rectangular 	For use with Telescope Return Bases	30"	30"	1 1/4"	<b>YTTR3030( )</b>	370.	686.	791.	1,068.
	For use with Telescope Return Bases	36"	30"	1 1/4"	<b>YTTR3630( )</b>	406.	738.	850.	1,144.
	For use with Telescope Return Bases	42"	30"	1 1/4"	<b>YTTR4230( )</b>	446.	761.	875.	1,182.
	For use with Telescope Return Bases	48"	30"	1 1/4"	<b>YTTR4830( )</b>	489.	818.	942.	1,270.
	For use with Telescope Return Bases	54"	30"	1 1/4"	<b>YTTR5430( )</b>	559.	865.	997.	1,346.
	For use with Telescope Return Bases	60"	30"	1 1/4"	<b>YTTR6030( )</b>	614.	916.	1,053.	1,422.
	For use with Telescope Return Bases	66"	30"	1 1/4"	<b>YTTR6630( )</b>	684.	933.	1,075.	1,452.
	For use with Telescope Return Bases	72"	30"	1 1/4"	<b>YTTR7230( )</b>	712.	966.	1,111.	1,500.

Antenna Telescope

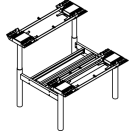
Ordering Information	Order Code	Included With	Options
<b>Antenna Telescope Tops</b> 1. Pattern Number 2. Top Finish Type 3. Top Finish 4. Edge Finish (for laminate tops only)	<b>Antenna Telescope Tops</b>  <i>Example:</i> <b>YTTR5930L, 118, 118</b> <b>YTTR</b> Antenna Telescope Return Top <hr/> <b>59</b> Width <hr/> <b>30</b> Depth <hr/> <b>L</b> Laminate <hr/> <b>118</b> Bright White Laminate <hr/> <b>118</b> Bright White Edge	<b>Antenna Telescope Tops</b>	<b>Antenna Telescope Tops</b>  <b>Top Finish Options:</b> Add an (L) for laminate, (M) for laminate with wood edge or (V) for veneer suffix to pattern number.

# Antenna Telescope Dual Table Bases

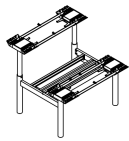
## Standard Electric

### With Beam and Dual Utility Trays

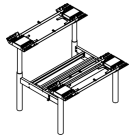
description	type	w	d	pattern no.	list
Telescope Base, Height Adjustable Standard Electric, with Beam and Dual Trays, Standalone	For use in standalone application	48"	45"	<b>YBTESBTS48</b>	\$11,239.
	For use in standalone application	54"	45"	<b>YBTESBTS54</b>	11,348.
	For use in standalone application	60"	45"	<b>YBTESBTS60</b>	11,418.
	For use in standalone application	66"	45"	<b>YBTESBTS66</b>	11,465.
	For use in standalone application	72"	45"	<b>YBTESBTS72</b>	11,495.
	For use in standalone application	78"	45"	<b>YBTESBTS78</b>	11,702.
	For use in standalone application	84"	45"	<b>YBTESBTS84</b>	12,073.



Telescope Base, Height Adjustable Standard Electric, with Beam and Dual Trays, End	For use in end application	48"	45"	<b>YBTESBTE48</b>	11,318.
	For use in end application	54"	45"	<b>YBTESBTE54</b>	11,423.
	For use in end application	60"	45"	<b>YBTESBTE60</b>	11,495.
	For use in end application	66"	45"	<b>YBTESBTE66</b>	11,547.
	For use in end application	72"	45"	<b>YBTESBTE72</b>	11,572.
	For use in end application	78"	45"	<b>YBTESBTE78</b>	11,782.
	For use in end application	84"	45"	<b>YBTESBTE84</b>	12,152.



Telescope Base, Height Adjustable Standard Electric, with Beam and Dual Trays, Intermediate	For use in intermediate application	48"	45"	<b>YBTESBTI48</b>	11,396.
	For use in intermediate application	54"	45"	<b>YBTESBTI54</b>	11,502.
	For use in intermediate application	60"	45"	<b>YBTESBTI60</b>	11,572.
	For use in intermediate application	66"	45"	<b>YBTESBTI66</b>	11,624.
	For use in intermediate application	72"	45"	<b>YBTESBTI72</b>	11,653.
	For use in intermediate application	78"	45"	<b>YBTESBTI78</b>	11,858.
	For use in intermediate application	84"	45"	<b>YBTESBTI84</b>	12,229.



#### Ordering Information

##### Antenna Telescope Dual Table Bases

1. Pattern Number
2. Control Switch
3. Base Paint Finish

#### Order Code

##### Antenna Telescope Dual Table Bases

*Example:* **YBTESBTE60, D, 118T**

<b>YBT</b>	Antenna Telescope Base
<b>ES</b>	Standard Electric
<b>BT</b>	With Beam and Trays
<b>E</b>	End position
<b>60</b>	Width
<b>D</b>	Digital Display
<b>118T</b>	Bright White Paint

#### Included With

##### Antenna Telescope Dual Table Bases

Columns  
Center beam  
Dual Trays  
Rails  
Connecting Hardware

#### Options

##### Antenna Telescope Dual Table Bases

##### Control Switch Options:

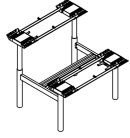
(S) = Standard up/down control switch.  
(D) = Digital Display with programmable setting. Add \$668 list for the digital display selection.  
(TR) = Toggle Switch, Red.  
(TG) = Toggle Switch, Grey. Add \$210 list for "Toggle Switch option".

# Antenna Telescope Dual Table Bases

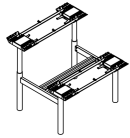
## Standard Electric

### With Beam Only

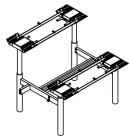
description	type	w	d	pattern no.	list
Telescope Base, Height Adjustable Standard Electric, with Beam, Standalone	For use in standalone application	48"	45"	<b>YBTESBNS48</b>	\$10,447.
	For use in standalone application	54"	45"	<b>YBTESBNS54</b>	10,505.
	For use in standalone application	60"	45"	<b>YBTESBNS60</b>	10,698.
	For use in standalone application	66"	45"	<b>YBTESBNS66</b>	10,710.
	For use in standalone application	72"	45"	<b>YBTESBNS72</b>	10,734.
	For use in standalone application	78"	45"	<b>YBTESBNS78</b>	10,776.
	For use in standalone application	84"	45"	<b>YBTESBNS84</b>	11,076.



Telescope Base, Height Adjustable Standard Electric, with Beam, End	For use in end application	48"	45"	<b>YBTESBNE48</b>	10,526.
	For use in end application	54"	45"	<b>YBTESBNE54</b>	10,582.
	For use in end application	60"	45"	<b>YBTESBNE60</b>	10,776.
	For use in end application	66"	45"	<b>YBTESBNE66</b>	10,790.
	For use in end application	72"	45"	<b>YBTESBNE72</b>	10,810.
	For use in end application	78"	45"	<b>YBTESBNE78</b>	10,852.
	For use in end application	84"	45"	<b>YBTESBNE84</b>	11,153.



Telescope Base, Height Adjustable Standard Electric, with Beam, Intermediate	For use in intermediate application	48"	45"	<b>YBTESBNI48</b>	10,604.
	For use in intermediate application	54"	45"	<b>YBTESBNI54</b>	10,663.
	For use in intermediate application	60"	45"	<b>YBTESBNI60</b>	10,852.
	For use in intermediate application	66"	45"	<b>YBTESBNI66</b>	10,871.
	For use in intermediate application	72"	45"	<b>YBTESBNI72</b>	10,889.
	For use in intermediate application	78"	45"	<b>YBTESBNI78</b>	10,934.
	For use in intermediate application	84"	45"	<b>YBTESBNI84</b>	11,231.



Antenna Telescope

#### Ordering Information

##### Antenna Telescope Dual Table Bases

1. Pattern Number
2. Control Switch
3. Base Paint Finish

#### Order Code

##### Antenna Telescope Dual Table Bases

*Example:* **YBTESBNE60, D, 118T**

<b>YBT</b>	Antenna Telescope Base
<b>ES</b>	Standard Electric
<b>BN</b>	With Beam Only
<b>E</b>	End position
<b>60</b>	Width
<b>D</b>	Digital Display
<b>118T</b>	Bright White Paint

#### Included With

##### Antenna Telescope Dual Table Bases

Columns  
Center beam  
Rails  
Connecting Hardware

#### Options

##### Antenna Telescope Dual Table Bases


##### Control Switch Options:

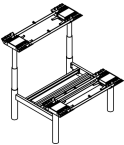
(S) = Standard up/down control switch.  
(D) = Digital Display with programmable setting. Add \$668 list for the digital display selection.  
(TR) = Toggle Switch, Red.  
(TG) = Toggle Switch, Grey. Add \$210 list for "Toggle Switch option".

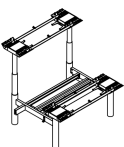
# Antenna Telescope Dual Table Bases

## *Extended Electric*

### *With Beam and Dual Utility Trays*

description	type	w	d	pattern no.	list
Telescope Base, Height Adjustable Extended Electric, with Beam and Dual Trays, Standalone 	For use in stand-alone application	48"	45"	<b>YBTEXBTS48</b>	\$12,663.
	For use in stand-alone application	54"	45"	<b>YBTEXBTS54</b>	12,772.
	For use in stand-alone application	60"	45"	<b>YBTEXBTS60</b>	12,844.
	For use in stand-alone application	66"	45"	<b>YBTEXBTS66</b>	12,895.
	For use in stand-alone application	72"	45"	<b>YBTEXBTS72</b>	12,922.
	For use in stand-alone application	78"	45"	<b>YBTEXBTS78</b>	13,127.
	For use in stand-alone application	84"	45"	<b>YBTEXBTS84</b>	13,501.

Telescope Base, Height Adjustable Extended Electric, with Beam and Dual Trays, End 	For use in end application	48"	45"	<b>YBTEXBTE48</b>	12,743.
	For use in end application	54"	45"	<b>YBTEXBTE54</b>	12,851.
	For use in end application	60"	45"	<b>YBTEXBTE60</b>	12,922.
	For use in end application	66"	45"	<b>YBTEXBTE66</b>	12,972.
	For use in end application	72"	45"	<b>YBTEXBTE72</b>	12,999.
	For use in end application	78"	45"	<b>YBTEXBTE78</b>	13,207.
	For use in end application	84"	45"	<b>YBTEXBTE84</b>	13,578.

Telescope Base, Height Adjustable Extended Electric, with Beam and Dual Trays, Intermediate 	For use in intermediate application	48"	45"	<b>YBTEXBTI48</b>	12,824.
	For use in intermediate application	54"	45"	<b>YBTEXBTI54</b>	12,930.
	For use in intermediate application	60"	45"	<b>YBTEXBTI60</b>	12,999.
	For use in intermediate application	66"	45"	<b>YBTEXBTI66</b>	13,051.
	For use in intermediate application	72"	45"	<b>YBTEXBTI72</b>	13,077.
	For use in intermediate application	78"	45"	<b>YBTEXBTI78</b>	13,286.
	For use in intermediate application	84"	45"	<b>YBTEXBTI84</b>	13,657.

#### Ordering Information

##### Antenna Telescope Dual Table Bases

1. Pattern Number
2. Control Switch
3. Base Paint Finish

#### Order Code

##### Antenna Telescope Dual Table Bases

*Example:* **YBTEXBTE60, D, 118T**

<b>YBT</b>	Antenna Telescope Base
<b>EX</b>	Extended Electric
<b>BT</b>	With Beam and Trays
<b>E</b>	End position
<b>60</b>	Width
<b>D</b>	Digital Display
<b>118T</b>	Bright White Paint

#### Included With

##### Antenna Telescope Dual Table Bases

Columns  
 Center beam  
 Dual Trays  
 Rails  
 Connecting Hardware

#### Options

##### Antenna Telescope Dual Table Bases

##### Control Switch Options:

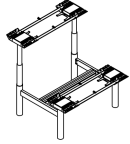
(S) = Standard up/down control switch.  
 (D) = Digital Display with programmable setting. Add \$668 list for the digital display selection.  
 (TR) = Toggle Switch, Red.  
 (TG) = Toggle Switch, Grey. Add \$210 list for "Toggle Switch option".

# Antenna Telescope Dual Table Bases

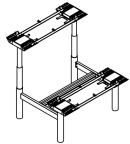
## *Extended Electric*

### *With Beam Only*

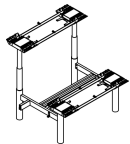
description	type	w	d	pattern no.	list
Telescope Base, Height Adjustable Extended Electric, with Beam, Standalone	For use in standalone application	48"	45"	<b>YBTEXBNS48</b>	\$11,873.
	For use in standalone application	54"	45"	<b>YBTEXBNS54</b>	11,930.
	For use in standalone application	60"	45"	<b>YBTEXBNS60</b>	12,122.
	For use in standalone application	66"	45"	<b>YBTEXBNS66</b>	12,137.
	For use in standalone application	72"	45"	<b>YBTEXBNS72</b>	12,161.
	For use in standalone application	78"	45"	<b>YBTEXBNS78</b>	12,203.
	For use in standalone application	84"	45"	<b>YBTEXBNS84</b>	12,502.



Telescope Base, Height Adjustable Extended Electric, with Beam, End	For use in end application	48"	45"	<b>YBTEXBNE48</b>	11,950.
	For use in end application	54"	45"	<b>YBTEXBNE54</b>	12,009.
	For use in end application	60"	45"	<b>YBTEXBNE60</b>	12,203.
	For use in end application	66"	45"	<b>YBTEXBNE66</b>	12,215.
	For use in end application	72"	45"	<b>YBTEXBNE72</b>	12,237.
	For use in end application	78"	45"	<b>YBTEXBNE78</b>	12,279.
	For use in end application	84"	45"	<b>YBTEXBNE84</b>	12,580.



Telescope Base, Height Adjustable Extended Electric, with Beam, Intermediate	For use in intermediate application	48"	45"	<b>YBTEXBNI48</b>	12,031.
	For use in intermediate application	54"	45"	<b>YBTEXBNI54</b>	12,086.
	For use in intermediate application	60"	45"	<b>YBTEXBNI60</b>	12,279.
	For use in intermediate application	66"	45"	<b>YBTEXBNI66</b>	12,295.
	For use in intermediate application	72"	45"	<b>YBTEXBNI72</b>	12,315.
	For use in intermediate application	78"	45"	<b>YBTEXBNI78</b>	12,357.
	For use in intermediate application	84"	45"	<b>YBTEXBNI84</b>	12,658.



Antenna Telescope

#### Ordering Information

##### Antenna Telescope Dual Table Bases

1. Pattern Number
2. Control Switch
3. Base Paint Finish

#### Order Code

##### Antenna Telescope Dual Table Bases

*Example:* **YBTEXBNE60, D, 118T**

<b>YBT</b>	Antenna Telescope Base
<b>EX</b>	Extended Electric
<b>BN</b>	With Beam Only
<b>E</b>	End position
<b>60</b>	Width
<b>D</b>	Digital Display
<b>118T</b>	Bright White Paint

#### Included With

##### Antenna Telescope Dual Table Bases

Columns  
Center beam  
Rails  
Connecting Hardware

#### Options

##### Antenna Telescope Dual Table Bases

##### Control Switch Options:

(S) = Standard up/down control switch.  
(D) = Digital Display with programmable setting. Add \$668 list for the digital display selection.  
(TR) = Toggle Switch, Red.  
(TG) = Toggle Switch, Grey. Add \$210 list for "Toggle Switch option".

# Antenna Telescope Dual Table Bases

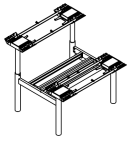
## *Mixed Standard Electric and Fixed Height*

### *With Beam and Dual Utility Trays*

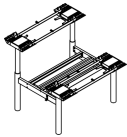
description	type	w	d	pattern no.	list
Telescope Base, Mixed Height Adjustable Standard Electric and Fixed Height with Beam and Dual Trays, Standalone	For use in standalone application	48"	45"	<b>YBTFESBTS48</b>	\$8,623.
		54"	45"	<b>YBTFESBTS54</b>	8,733.
		60"	45"	<b>YBTFESBTS60</b>	8,802.
		66"	45"	<b>YBTFESBTS66</b>	8,854.
		72"	45"	<b>YBTFESBTS72</b>	8,879.
		78"	45"	<b>YBTFESBTS78</b>	9,087.
		84"	45"	<b>YBTFESBTS84</b>	9,458.



Telescope Base, Mixed Height Adjustable Standard Electric and Fixed Height with Beam and Dual Trays, End	For use in end application	48"	45"	<b>YBTFESBTE48</b>	8,702.
		54"	45"	<b>YBTFESBTE54</b>	8,807.
		60"	45"	<b>YBTFESBTE60</b>	8,879.
		66"	45"	<b>YBTFESBTE66</b>	8,931.
		72"	45"	<b>YBTFESBTE72</b>	8,960.
		78"	45"	<b>YBTFESBTE78</b>	9,167.
		84"	45"	<b>YBTFESBTE84</b>	9,537.



Telescope Base, Mixed Height Adjustable Standard Electric and Fixed Height with Beam and Dual Trays, Intermediate	For use in intermediate application	48"	45"	<b>YBTFESBTI48</b>	8,782.
		54"	45"	<b>YBTFESBTI54</b>	8,889.
		60"	45"	<b>YBTFESBTI60</b>	8,960.
		66"	45"	<b>YBTFESBTI66</b>	9,009.
		72"	45"	<b>YBTFESBTI72</b>	9,039.
		78"	45"	<b>YBTFESBTI78</b>	9,245.
		84"	45"	<b>YBTFESBTI84</b>	9,616.



#### Ordering Information

##### Table Bases

1. Pattern Number
2. Control Switch
3. Base Paint Finish

#### Order Code

##### Bases

*Example:* **YBTFESBTE60, D, 118T**

<b>YBT</b>	Antenna Telescope Base
<b>FES</b>	Mixed Height Adjustable and Fixed Height
<b>BT</b>	With Beam and Trays
<b>E</b>	End position
<b>60</b>	Width
<b>D</b>	Digital Display
<b>118T</b>	Bright White Paint

#### Included With

##### Antenna Telescope Dual Table Bases

Columns  
Center beam  
Dual Trays  
Rails  
Connecting Hardware

#### Options

##### Antenna Telescope Dual Table Bases

##### Control Switch Options:

(S) = Standard up/down control switch.  
(D) = Digital Display with programmable setting. Add \$668 list for the digital display selection.  
(TR) = Toggle Switch, Red.  
(TG) = Toggle Switch, Grey. Add \$210 list for "Toggle Switch option".

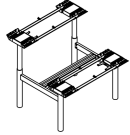


# Antenna Telescope Dual Table Bases

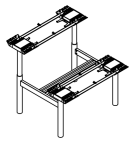
## Mixed Standard Electric and Fixed Height

### With Beam Only

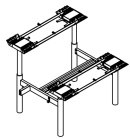
description	type	w	d	pattern no.	list
Telescope Base, Mixed Height Adjustable Standard Electric and Fixed Height with Beam, Standalone	For use in standalone application	48"	45"	<b>YBTFESBNS48</b>	\$7,834.
		54"	45"	<b>YBTFESBNS54</b>	7,889.
		60"	45"	<b>YBTFESBNS60</b>	8,083.
		66"	45"	<b>YBTFESBNS66</b>	8,097.
		72"	45"	<b>YBTFESBNS72</b>	8,119.
		78"	45"	<b>YBTFESBNS78</b>	8,159.
		84"	45"	<b>YBTFESBNS84</b>	8,461.



Telescope Base, Mixed Height Adjustable Standard Electric and Fixed Height with Beam, End	For use in end application	48"	45"	<b>YBTFESBNE48</b>	7,913.
		54"	45"	<b>YBTFESBNE54</b>	7,969.
		60"	45"	<b>YBTFESBNE60</b>	8,159.
		66"	45"	<b>YBTFESBNE66</b>	8,177.
		72"	45"	<b>YBTFESBNE72</b>	8,196.
		78"	45"	<b>YBTFESBNE78</b>	8,239.
		84"	45"	<b>YBTFESBNE84</b>	8,539.



Telescope Base, Mixed Height Adjustable Standard Electric and Fixed Height with Beam, Intermediate	For use in intermediate application	48"	45"	<b>YBTFESBNI48</b>	7,990.
		54"	45"	<b>YBTFESBNI54</b>	8,047.
		60"	45"	<b>YBTFESBNI60</b>	8,239.
		66"	45"	<b>YBTFESBNI66</b>	8,255.
		72"	45"	<b>YBTFESBNI72</b>	8,276.
		78"	45"	<b>YBTFESBNI78</b>	8,318.
		84"	45"	<b>YBTFESBNI84</b>	8,617.



#### Ordering Information

##### Table Bases

1. Pattern Number
2. Control Switch
3. Base Paint Finish

#### Order Code

##### Bases

*Example:* **YBTFESBNE60, D, 118T**

<b>YBT</b>	Antenna Telescope Base
<b>FES</b>	Mixed Height Adjustable and Fixed Height Electric
<b>BN</b>	With Beam Only
<b>E</b>	End position
<b>60</b>	Width
<b>D</b>	Digital Display
<b>118T</b>	Bright White Paint

#### Included With

##### Antenna Telescope Dual Table Bases

Columns  
Center beam  
Rails  
Connecting Hardware

#### Options

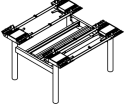
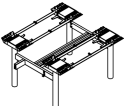
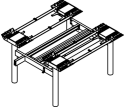
##### Antenna Telescope Dual Table Bases

##### Control Switch Options:

(S) = Standard up/down control switch.  
(D) = Digital Display with programmable setting. Add \$668 list for the digital display selection.  
(TR) = Toggle Switch, Red.  
(TG) = Toggle Switch, Grey. Add \$210 list for "Toggle Switch option".

## Fixed Height

## With Beam and Dual Utility Trays

description	type	w	d	pattern no.	list
 Telescope Base, Fixed Height, with Beam and Dual Trays, Standalone	For use in standalone application	48"	45"	<b>YBTFSBTS48</b>	\$6,011.
		54"	45"	<b>YBTFSBTS54</b>	6,118.
		60"	45"	<b>YBTFSBTS60</b>	6,188.
		66"	45"	<b>YBTFSBTS66</b>	6,240.
		72"	45"	<b>YBTFSBTS72</b>	6,270.
		78"	45"	<b>YBTFSBTS78</b>	6,475.
		84"	45"	<b>YBTFSBTS84</b>	6,847.
 Telescope Base, Fixed Height, with Beam and Dual Trays, End	For use in end application	48"	45"	<b>YBTFSBTE48</b>	6,091.
		54"	45"	<b>YBTFSBTE54</b>	6,198.
		60"	45"	<b>YBTFSBTE60</b>	6,270.
		66"	45"	<b>YBTFSBTE66</b>	6,316.
		72"	45"	<b>YBTFSBTE72</b>	6,347.
		78"	45"	<b>YBTFSBTE78</b>	6,555.
		84"	45"	<b>YBTFSBTE84</b>	6,925.
 Telescope Base, Fixed Height, with Beam and Dual Trays, Intermediate	For use in intermediate application	48"	45"	<b>YBTFSBTI48</b>	6,169.
		54"	45"	<b>YBTFSBTI54</b>	6,275.
		60"	45"	<b>YBTFSBTI60</b>	6,347.
		66"	45"	<b>YBTFSBTI66</b>	6,399.
		72"	45"	<b>YBTFSBTI72</b>	6,425.
		78"	45"	<b>YBTFSBTI78</b>	6,631.
		84"	45"	<b>YBTFSBTI84</b>	7,001.

### Ordering Information

#### Table Bases

1. Pattern Number
2. Base Paint Finish

### Order Code

#### Bases

<i>Example:</i> <b>YBTFSBTE60, 118T</b>	
<b>YBT</b>	Antenna Telescope Base
<b>FS</b>	Fixed Height
<b>BT</b>	With Beam and Trays
<b>E</b>	End position
<b>60</b>	Width
<b>118T</b>	Bright White Paint

### Included With

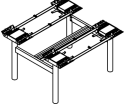
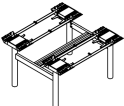
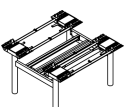
#### Antenna Telescope Dual Table Bases

Columns  
Center beam  
Dual Trays  
Rails  
Connecting Hardware

### Options

#### Antenna Telescope Dual Table Bases

## Fixed Height With Beam Only

description	type	w	d	pattern no.	list
Telescope Base, Fixed Height, with Beam, Standalone 	For use in standalone application	48"	45"	<b>YBTFSBNS48</b>	\$5,221.
		54"	45"	<b>YBTFSBNS54</b>	5,276.
		60"	45"	<b>YBTFSBNS60</b>	5,469.
		66"	45"	<b>YBTFSBNS66</b>	5,484.
		72"	45"	<b>YBTFSBNS72</b>	5,504.
		78"	45"	<b>YBTFSBNS78</b>	5,548.
		84"	45"	<b>YBTFSBNS84</b>	5,846.
Telescope Base, Fixed Height, with Beam, End 	For use in end application	48"	45"	<b>YBTFSBNE48</b>	5,297.
		54"	45"	<b>YBTFSBNE54</b>	5,357.
		60"	45"	<b>YBTFSBNE60</b>	5,548.
		66"	45"	<b>YBTFSBNE66</b>	5,562.
		72"	45"	<b>YBTFSBNE72</b>	5,582.
		78"	45"	<b>YBTFSBNE78</b>	5,626.
		84"	45"	<b>YBTFSBNE84</b>	5,926.
Telescope Base, Fixed Height, with Beam, Intermediate 	For use in intermeditate application	48"	45"	<b>YBTFSBNI48</b>	5,376.
		54"	45"	<b>YBTFSBNI54</b>	5,433.
		60"	45"	<b>YBTFSBNI60</b>	5,626.
		66"	45"	<b>YBTFSBNI66</b>	5,641.
		72"	45"	<b>YBTFSBNI72</b>	5,661.
		78"	45"	<b>YBTFSBNI78</b>	5,704.
		84"	45"	<b>YBTFSBNI84</b>	6,004.

Antenna Telescope

### Ordering Information

#### Table Bases

1. Pattern Number
2. Base Paint Finish

### Order Code

#### Bases

*Example:* **YBTFSBNE60, 118T**

<b>YBT</b>	Antenna Telescope Base
<b>FS</b>	Fixed Height
<b>BN</b>	With Beam Only
<b>E</b>	End position
<b>60</b>	Width
<b>118T</b>	Bright White Paint

### Included With

#### Antenna Telescope Dual Table Bases

Columns  
Center beam  
Dual Trays  
Rails  
Connecting Hardware

### Options

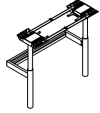
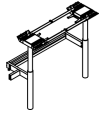
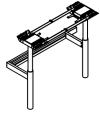
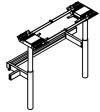
#### Antenna Telescope Dual Table Bases

# Antenna Telescope Single Sided Table Bases

## Standard Electric

### With Beam Only, 24" deep

Antenna Workspaces GSA

description	type	w	d	pattern no.	list
Telescope Single Sided Base, Height Adjustable Standard Electric, with Beam, No Tray	 No crossbar connections	48"	24"	<b>YBTSSFESBNN4824</b>	\$5,330.
		54"	24"	<b>YBTSSFESBNN5424</b>	5,347.
		60"	24"	<b>YBTSSFESBNN6024</b>	5,490.
		66"	24"	<b>YBTSSFESBNN6624</b>	5,512.
		72"	24"	<b>YBTSSFESBNN7224</b>	5,519.
		78"	24"	<b>YBTSSFESBNN7824</b>	5,531.
		84"	24"	<b>YBTSSFESBNN8424</b>	5,560.
 Right position, connecting on left	48"	24"	<b>YBTSSFESBNR4824</b>	5,411.	
	54"	24"	<b>YBTSSFESBNR5424</b>	5,425.	
	60"	24"	<b>YBTSSFESBNR6024</b>	5,569.	
	66"	24"	<b>YBTSSFESBNR6624</b>	5,590.	
	72"	24"	<b>YBTSSFESBNR7224</b>	5,598.	
	78"	24"	<b>YBTSSFESBNR7824</b>	5,612.	
	84"	24"	<b>YBTSSFESBNR8424</b>	5,637.	
 Left position, connecting on right	48"	24"	<b>YBTSSFESBNL4824</b>	5,411.	
	54"	24"	<b>YBTSSFESBNL5424</b>	5,425.	
	60"	24"	<b>YBTSSFESBNL6024</b>	5,569.	
	66"	24"	<b>YBTSSFESBNL6624</b>	5,590.	
	72"	24"	<b>YBTSSFESBNL7224</b>	5,598.	
	78"	24"	<b>YBTSSFESBNL7824</b>	5,612.	
	84"	24"	<b>YBTSSFESBNL8424</b>	5,637.	
 Surround, connecting both sides	48"	24"	<b>YBTSSFESBNS4824</b>	5,519.	
	54"	24"	<b>YBTSSFESBNS5424</b>	5,531.	
	60"	24"	<b>YBTSSFESBNS6024</b>	5,678.	
	66"	24"	<b>YBTSSFESBNS6624</b>	5,699.	
	72"	24"	<b>YBTSSFESBNS7224</b>	5,704.	
	78"	24"	<b>YBTSSFESBNS7824</b>	5,719.	
	78"	24"	<b>YBTSSFESBNS8424</b>	5,746.	

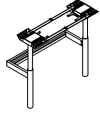
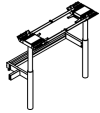
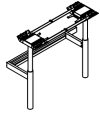
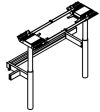
Ordering Information	Order Code	Included With	Options
<b>Antenna Telescope Single Sided Table Bases</b> 1. Pattern Number 2. Control Switch 3. Base Paint Finish	<b>Antenna Telescope Single Sided Table Bases</b>  <i>Example:</i> <b>YBTSSFESBNN4824, D, 118T</b> <hr/> <b>YBT</b> Antenna Telescope Base <hr/> <b>SSFES</b> Single Sided Standard Electric <hr/> <b>BN</b> Beam, No Tray <hr/> <b>N</b> No connections <hr/> <b>48</b> Width <hr/> <b>24</b> Depth <hr/> <b>D</b> Digital Display <hr/> <b>118T</b> Bright White Paint	<b>Antenna Telescope Single Sided Table Bases</b>  Columns Center beam Rails Connecting Hardware Utility Tray	<b>Antenna Telescope Single Sided Table Bases</b>  <b>Control Switch Options:</b> (S) = Standard up/down control switch. (D) = Digital Display with programmable setting. Add \$334 list for the digital display selection. (TR) = Toggle Switch, Red. (TG) = Toggle Switch, Grey. Add \$105 list for "Toggle Switch option".

# Antenna Telescope Single Sided Table Bases

## Standard Electric

### With Beam Only, 27" deep

Antenna Workspaces GSA

description	type	w	d	pattern no.	list
Telescope Single Sided Base, Height Adjustable Standard Electric, with Beam, No Tray	No crossbar connections 	48"	27"	<b>YBTSSFESBNN4827</b>	\$5,359.
		54"	27"	<b>YBTSSFESBNN5427</b>	5,373.
		60"	27"	<b>YBTSSFESBNN6027</b>	5,519.
		66"	27"	<b>YBTSSFESBNN6627</b>	5,538.
		72"	27"	<b>YBTSSFESBNN7227</b>	5,546.
		78"	27"	<b>YBTSSFESBNN7827</b>	5,560.
		84"	27"	<b>YBTSSFESBNN8427</b>	5,588.
Right position, connecting on left 	Right position, connecting on left	48"	27"	<b>YBTSSFESBNR4827</b>	5,438.
		54"	27"	<b>YBTSSFESBNR5427</b>	5,452.
		60"	27"	<b>YBTSSFESBNR6027</b>	5,598.
		66"	27"	<b>YBTSSFESBNR6627</b>	5,619.
		72"	27"	<b>YBTSSFESBNR7227</b>	5,625.
		78"	27"	<b>YBTSSFESBNR7827</b>	5,637.
		84"	27"	<b>YBTSSFESBNR8427</b>	5,666.
Left position, connecting on right 	Left position, connecting on right	48"	27"	<b>YBTSSFESBNL4827</b>	5,438.
		54"	27"	<b>YBTSSFESBNL5427</b>	5,452.
		60"	27"	<b>YBTSSFESBNL6027</b>	5,598.
		66"	27"	<b>YBTSSFESBNL6627</b>	5,619.
		72"	27"	<b>YBTSSFESBNL7227</b>	5,625.
		78"	27"	<b>YBTSSFESBNL7827</b>	5,637.
		84"	27"	<b>YBTSSFESBNL8427</b>	5,666.
Surround, connecting both sides 	Surround, connecting both sides	48"	27"	<b>YBTSSFESBNS4827</b>	5,546.
		54"	27"	<b>YBTSSFESBNS5427</b>	5,560.
		60"	27"	<b>YBTSSFESBNS6027</b>	5,704.
		66"	27"	<b>YBTSSFESBNS6627</b>	5,726.
		72"	27"	<b>YBTSSFESBNS7227</b>	5,733.
		78"	27"	<b>YBTSSFESBNS7827</b>	5,746.
		84"	27"	<b>YBTSSFESBNS8427</b>	5,774.

Antenna Telescope

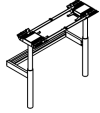
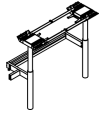
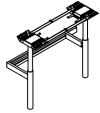
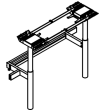
Ordering Information	Order Code	Included With	Options
<b>Antenna Telescope Single Sided Table Bases</b>	<b>Antenna Telescope Single Sided Table Bases</b>	<b>Antenna Telescope Single Sided Table Bases</b>	<b>Antenna Telescope Single Sided Table Bases</b>
1. Pattern Number	<i>Example:</i> <b>YBTSSFESBNN4824, D, 118T</b>	Columns	<b>Control Switch Options:</b>
2. Control Switch	<b>YBT</b> Antenna Telescope Base	Center beam	(S) = Standard up/down control switch.
3. Base Paint Finish	<b>SSFES</b> Single Sided Standard Electric	Rails	(D) = Digital Display with programmable setting. Add \$334 list for the digital display selection.
	<b>BN</b> Beam, No Tray	Connecting Hardware	(TR) = Toggle Switch, Red.
	<b>N</b> No connections		(TG) = Toggle Switch, Grey. Add \$105 list for "Toggle Switch option".
	<b>48</b> Width		
	<b>24</b> Depth		
	<b>D</b> Digital Display		
	<b>118T</b> Bright White Paint		

# Antenna Telescope Single Sided Table Bases

## Standard Electric

### With Beam Only, 30" deep

Antenna Workspaces GSA

description	type	w	d	pattern no.	list
Telescope Single Sided Base, Height Adjustable Standard Electric, with Beam, No Tray	No crossbar connections 	48"	30"	<b>YBTSSFESBNN4830</b>	\$5,364.
		54"	30"	<b>YBTSSFESBNN5430</b>	5,380.
		60"	30"	<b>YBTSSFESBNN6030</b>	5,525.
		66"	30"	<b>YBTSSFESBNN6630</b>	5,546.
		72"	30"	<b>YBTSSFESBNN7230</b>	5,554.
		78"	30"	<b>YBTSSFESBNN7830</b>	5,565.
		84"	30"	<b>YBTSSFESBNN8430</b>	5,595.
Right position, connecting on left 	Right position, connecting on left	48"	30"	<b>YBTSSFESBNR4830</b>	5,445.
		54"	30"	<b>YBTSSFESBNR5430</b>	5,457.
		60"	30"	<b>YBTSSFESBNR6030</b>	5,605.
		66"	30"	<b>YBTSSFESBNR6630</b>	5,625.
		72"	30"	<b>YBTSSFESBNR7230</b>	5,631.
		78"	30"	<b>YBTSSFESBNR7830</b>	5,646.
		84"	30"	<b>YBTSSFESBNR8430</b>	5,671.
Left position, connecting on right 	Left position, connecting on right	48"	30"	<b>YBTSSFESBNL4830</b>	5,445.
		54"	30"	<b>YBTSSFESBNL5430</b>	5,457.
		60"	30"	<b>YBTSSFESBNL6030</b>	5,605.
		66"	30"	<b>YBTSSFESBNL6630</b>	5,625.
		72"	30"	<b>YBTSSFESBNL7230</b>	5,631.
		78"	30"	<b>YBTSSFESBNL7830</b>	5,646.
		84"	30"	<b>YBTSSFESBNL8430</b>	5,671.
Surround, connecting both sides 	Surround, connecting both sides	48"	30"	<b>YBTSSFESBNS4830</b>	5,554.
		54"	30"	<b>YBTSSFESBNS5430</b>	5,565.
		60"	30"	<b>YBTSSFESBNS6030</b>	5,712.
		66"	30"	<b>YBTSSFESBNS6630</b>	5,733.
		72"	30"	<b>YBTSSFESBNS7230</b>	5,740.
		78"	30"	<b>YBTSSFESBNS7830</b>	5,753.
		84"	30"	<b>YBTSSFESBNS8430</b>	5,783.

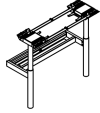
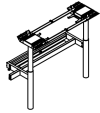
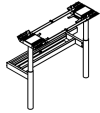
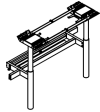
Ordering Information	Order Code	Included With	Options
<b>Antenna Telescope Single Sided Table Bases</b>	<b>Antenna Telescope Single Sided Table Bases</b>	<b>Antenna Telescope Single Sided Table Bases</b>	<b>Antenna Telescope Single Sided Table Bases</b>
1. Pattern Number	<i>Example:</i> <b>YBTSSFESBNN4824, D, 118T</b>	Columns	<b>Control Switch Options:</b>
2. Control Switch	<b>YBT</b> Antenna Telescope Base	Center beam	(S) = Standard up/down control switch.
3. Base Paint Finish	<b>SSFES</b> Single Sided Standard Electric	Rails	(D) = Digital Display with programmable setting. Add \$334 list for the digital display selection.
	<b>BN</b> Beam, No Tray	Connecting Hardware	(TR) = Toggle Switch, Red.
	<b>N</b> No connections		(TG) = Toggle Switch, Grey. Add \$105 list for "Toggle Switch option".
	<b>48</b> Width		
	<b>24</b> Depth		
	<b>D</b> Digital Display		
	<b>118T</b> Bright White Paint		

# Antenna Telescope Single Sided Table Bases

## Standard Electric

### With Beam and Utility Tray, 24" deep

Antenna Workspaces GSA

description	type	w	d	pattern no.	list
Telescope Single Sided Base, Height Adjustable Standard Electric, with Beam and Tray	No crossbar connections 	48"	24"	<b>YBTSSFESBTN4824</b>	\$5,753.
		54"	24"	<b>YBTSSFESBTN5424</b>	5,767.
		60"	24"	<b>YBTSSFESBTN6024</b>	5,830.
		66"	24"	<b>YBTSSFESBTN6624</b>	5,885.
		72"	24"	<b>YBTSSFESBTN7224</b>	5,905.
		78"	24"	<b>YBTSSFESBTN7824</b>	5,990.
		84"	24"	<b>YBTSSFESBTN8424</b>	6,031.
Right position, connecting on left 	Right position, connecting on left	48"	24"	<b>YBTSSFESBTR4824</b>	5,832.
		54"	24"	<b>YBTSSFESBTR5424</b>	5,844.
		60"	24"	<b>YBTSSFESBTR6024</b>	5,907.
		66"	24"	<b>YBTSSFESBTR6624</b>	5,965.
		72"	24"	<b>YBTSSFESBTR7224</b>	5,985.
		78"	24"	<b>YBTSSFESBTR7824</b>	6,069.
		84"	24"	<b>YBTSSFESBTR8424</b>	6,109.
Left position, connecting on right 	Left position, connecting on right	48"	24"	<b>YBTSSFESBTL4824</b>	5,832.
		54"	24"	<b>YBTSSFESBTL5424</b>	5,844.
		60"	24"	<b>YBTSSFESBTL6024</b>	5,907.
		66"	24"	<b>YBTSSFESBTL6624</b>	5,965.
		72"	24"	<b>YBTSSFESBTL7224</b>	5,985.
		78"	24"	<b>YBTSSFESBTL7824</b>	6,069.
		84"	24"	<b>YBTSSFESBTL8424</b>	6,109.
Surround, connecting both sides 	Surround, connecting both sides	48"	24"	<b>YBTSSFESBTS4824</b>	5,910.
		54"	24"	<b>YBTSSFESBTS5424</b>	5,925.
		60"	24"	<b>YBTSSFESBTS6024</b>	5,988.
		66"	24"	<b>YBTSSFESBTS6624</b>	6,042.
		72"	24"	<b>YBTSSFESBTS7224</b>	6,063.
		78"	24"	<b>YBTSSFESBTS7824</b>	6,147.
		84"	24"	<b>YBTSSFESBTS8424</b>	6,187.

Antenna Telescope

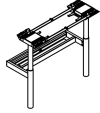
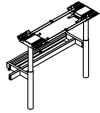
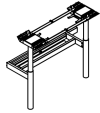
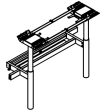
Ordering Information	Order Code	Included With	Options
<b>Antenna Telescope Single Sided Table Bases</b>	<b>Antenna Telescope Single Sided Table Bases</b>	<b>Antenna Telescope Single Sided Table Bases</b>	<b>Antenna Telescope Single Sided Table Bases</b>
1. Pattern Number	<i>Example:</i> <b>YBTSSFESBTN4824, D, 118T</b>	Columns	<b>Control Switch Options:</b>
2. Control Switch	<b>YBT</b> Antenna Telescope Base	Center beam	(S) = Standard up/down control switch.
3. Base Paint Finish	<b>SSFES</b> Single Sided Standard Electric	Rails	(D) = Digital Display with programmable setting. Add \$334 list for the digital display selection.
	<b>BT</b> Beam and Utility Tray	Connecting Hardware	(TR) = Toggle Switch, Red.
	<b>N</b> No connections	Utility Tray	(TG) = Toggle Switch, Grey. Add \$105 list for "Toggle Switch option".
	<b>48</b> Width		
	<b>24</b> Depth		
	<b>D</b> Digital Display		
	<b>118T</b> Bright White Paint		

# Antenna Telescope Single Sided Table Bases

Antenna Workspaces GSA

## Standard Electric

With Beam and Utility Tray, 27" deep

description	type	w	d	pattern no.	list
Telescope Single Sided Base, Height Adjustable Standard Electric, with Beam and Tray	 No crossbar connections	48"	27"	<b>YBTSSFESBTN4827</b>	\$5,783.
		54"	27"	<b>YBTSSFESBTN5427</b>	5,795.
		60"	27"	<b>YBTSSFESBTN6027</b>	5,858.
		66"	27"	<b>YBTSSFESBTN6627</b>	5,912.
		72"	27"	<b>YBTSSFESBTN7227</b>	5,932.
		78"	27"	<b>YBTSSFESBTN7827</b>	6,015.
		84"	27"	<b>YBTSSFESBTN8427</b>	6,059.
 Right position, connecting on left	48"	27"	<b>YBTSSFESBTR4827</b>	5,860.	
	54"	27"	<b>YBTSSFESBTR5427</b>	5,875.	
	60"	27"	<b>YBTSSFESBTR6027</b>	5,936.	
	66"	27"	<b>YBTSSFESBTR6627</b>	5,992.	
	72"	27"	<b>YBTSSFESBTR7227</b>	6,012.	
	78"	27"	<b>YBTSSFESBTR7827</b>	6,096.	
	84"	27"	<b>YBTSSFESBTR8427</b>	6,137.	
 Left position, connecting on right	48"	27"	<b>YBTSSFESBTL4827</b>	5,860.	
	54"	27"	<b>YBTSSFESBTL5427</b>	5,875.	
	60"	27"	<b>YBTSSFESBTL6027</b>	5,936.	
	66"	27"	<b>YBTSSFESBTL6627</b>	5,992.	
	72"	27"	<b>YBTSSFESBTL7227</b>	6,012.	
	78"	27"	<b>YBTSSFESBTL7827</b>	6,096.	
	84"	27"	<b>YBTSSFESBTL8427</b>	6,137.	
 Surround, connecting both sides	48"	27"	<b>YBTSSFESBTS4827</b>	5,940.	
	54"	27"	<b>YBTSSFESBTS5427</b>	5,953.	
	60"	27"	<b>YBTSSFESBTS6027</b>	6,014.	
	66"	27"	<b>YBTSSFESBTS6627</b>	6,072.	
	72"	27"	<b>YBTSSFESBTS7227</b>	6,092.	
	78"	27"	<b>YBTSSFESBTS7827</b>	6,174.	
	84"	27"	<b>YBTSSFESBTS8427</b>	6,216.	

### Ordering Information

#### Antenna Telescope Single Sided Table Bases

1. Pattern Number
2. Control Switch
3. Base Paint Finish

### Order Code

#### Antenna Telescope Single Sided Table Bases

*Example:* **YBTSSFESBTN4824, D, 118T**

<b>YBT</b>	Antenna Telescope Base
<b>SSFES</b>	Single Sided Standard Electric
<b>BT</b>	Beam and Utility Tray
<b>N</b>	No connections
<b>48</b>	Width
<b>24</b>	Depth
<b>D</b>	Digital Display
<b>118T</b>	Bright White Paint

### Included With

#### Antenna Telescope Single Sided Table Bases

Columns  
Center beam  
Rails  
Connecting Hardware  
Utility Tray

### Options

#### Antenna Telescope Single Sided Table Bases

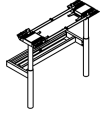
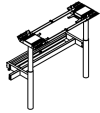
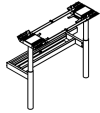
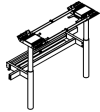
**Control Switch Options:**  
(S) = Standard up/down control switch.  
(D) = Digital Display with programmable setting. Add \$334 list for the digital display selection.  
(TR) = Toggle Switch, Red.  
(TG) = Toggle Switch, Grey. Add \$105 list for "Toggle Switch option".



# Antenna Telescope Single Sided Table Bases

## Standard Electric

### With Beam and Utility Tray, 30" deep

description	type	w	d	pattern no.	list
Telescope Single Sided Base, Height Adjustable Standard Electric, with Beam and Tray	No crossbar connections 	48"	30"	<b>YBTSSFESBTN4830</b>	\$5,789.
		54"	30"	<b>YBTSSFESBTN5430</b>	5,802.
		60"	30"	<b>YBTSSFESBTN6030</b>	5,865.
		66"	30"	<b>YBTSSFESBTN6630</b>	5,919.
		72"	30"	<b>YBTSSFESBTN7230</b>	5,941.
		78"	30"	<b>YBTSSFESBTN7830</b>	6,024.
Right position, connecting on left 	Right position, connecting on left	48"	30"	<b>YBTSSFESBTR4830</b>	5,867.
		54"	30"	<b>YBTSSFESBTR5430</b>	5,881.
		60"	30"	<b>YBTSSFESBTR6030</b>	5,943.
		66"	30"	<b>YBTSSFESBTR6630</b>	5,999.
		72"	30"	<b>YBTSSFESBTR7230</b>	6,019.
		78"	30"	<b>YBTSSFESBTR7830</b>	6,102.
Left position, connecting on right 	Left position, connecting on right	48"	30"	<b>YBTSSFESBTL4830</b>	5,867.
		54"	30"	<b>YBTSSFESBTL5430</b>	5,881.
		60"	30"	<b>YBTSSFESBTL6030</b>	5,943.
		66"	30"	<b>YBTSSFESBTL6630</b>	5,999.
		72"	30"	<b>YBTSSFESBTL7230</b>	6,019.
		78"	30"	<b>YBTSSFESBTL7830</b>	6,102.
Surround, connecting both sides 	Surround, connecting both sides	48"	30"	<b>YBTSSFESBTS4830</b>	5,946.
		54"	30"	<b>YBTSSFESBTS5430</b>	5,961.
		60"	30"	<b>YBTSSFESBTS6030</b>	6,022.
		66"	30"	<b>YBTSSFESBTS6630</b>	6,079.
		72"	30"	<b>YBTSSFESBTS7230</b>	6,098.
		78"	30"	<b>YBTSSFESBTS7830</b>	6,180.
84"	30"	<b>YBTSSFESBTS8430</b>	6,222.		

Antenna Telescope



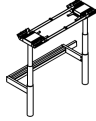
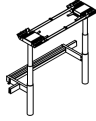
Ordering Information	Order Code	Included With	Options
<b>Antenna Telescope Single Sided Table Bases</b>	<b>Antenna Telescope Single Sided Table Bases</b>	<b>Antenna Telescope Single Sided Table Bases</b>	<b>Antenna Telescope Single Sided Table Bases</b>
1. Pattern Number	<i>Example:</i> <b>YBTSSFESBTN4824, D, 118T</b>	Columns	<b>Control Switch Options:</b>
2. Control Switch	<b>YBT</b> Antenna Telescope Base	Center beam	(S) = Standard up/down control switch.
3. Base Paint Finish	<b>SSFES</b> Single Sided Standard Electric	Rails	(D) = Digital Display with programmable setting. Add \$334 list for the digital display selection.
	<b>BT</b> Beam and Utility Tray	Connecting Hardware	(TR) = Toggle Switch, Red.
	<b>N</b> No connections	Utility Tray	(TG) = Toggle Switch, Grey. Add \$105 list for "Toggle Switch option".
	<b>48</b> Width		
	<b>24</b> Depth		
	<b>D</b> Digital Display		
	<b>118T</b> Bright White Paint		

# Antenna Telescope Single Sided Table Bases

Antenna Workspaces GSA

## Extended Electric

### With Beam Only, 24" deep

description	type	w	d	pattern no.	list
Telescope Single Sided Base, Height Adjustable Extended Electric, with Beam, No Tray	No crossbar connections 	48"	24"	<b>YBTSSFEXBNN4824</b>	\$6,245.
		54"	24"	<b>YBTSSFEXBNN5424</b>	6,260.
		60"	24"	<b>YBTSSFEXBNN6024</b>	6,404.
		66"	24"	<b>YBTSSFEXBNN6624</b>	6,425.
		72"	24"	<b>YBTSSFEXBNN7224</b>	6,433.
		78"	24"	<b>YBTSSFEXBNN7824</b>	6,445.
		84"	24"	<b>YBTSSFEXBNN8424</b>	6,474.
Right position, connecting on left 	Right position, connecting on left	48"	24"	<b>YBTSSFEXBNR4824</b>	6,324.
		54"	24"	<b>YBTSSFEXBNR5424</b>	6,340.
		60"	24"	<b>YBTSSFEXBNR6024</b>	6,484.
		66"	24"	<b>YBTSSFEXBNR6624</b>	6,504.
		72"	24"	<b>YBTSSFEXBNR7224</b>	6,511.
		78"	24"	<b>YBTSSFEXBNR7824</b>	6,523.
		84"	24"	<b>YBTSSFEXBNR8424</b>	6,553.
Left position, connecting on right 	Left position, connecting on right	48"	24"	<b>YBTSSFEXBNL4824</b>	6,324.
		54"	24"	<b>YBTSSFEXBNL5424</b>	6,340.
		60"	24"	<b>YBTSSFEXBNL6024</b>	6,484.
		66"	24"	<b>YBTSSFEXBNL6624</b>	6,504.
		72"	24"	<b>YBTSSFEXBNL7224</b>	6,511.
		78"	24"	<b>YBTSSFEXBNL7824</b>	6,523.
		84"	24"	<b>YBTSSFEXBNL8424</b>	6,553.
Surround, connecting both sides 	Surround, connecting both sides	48"	24"	<b>YBTSSFEXBNS4824</b>	6,433.
		54"	24"	<b>YBTSSFEXBNS5424</b>	6,445.
		60"	24"	<b>YBTSSFEXBNS6024</b>	6,590.
		66"	24"	<b>YBTSSFEXBNS6624</b>	6,613.
		72"	24"	<b>YBTSSFEXBNS7224</b>	6,619.
		78"	24"	<b>YBTSSFEXBNS7824</b>	6,632.
		84"	24"	<b>YBTSSFEXBNS8424</b>	6,659.

#### Ordering Information

#### Antenna Telescope Single Sided Table Bases

1. Pattern Number
2. Control Switch
3. Base Paint Finish

#### Order Code

#### Antenna Telescope Single Sided Table Bases

*Example:* **YBTSSFEXBNN4824, D, 118T**

<b>YBT</b>	Antenna Telescope Base
<b>SSFEX</b>	Single Sided Extended Electric
<b>BN</b>	Beam, No Tray
<b>N</b>	No connections
<b>48</b>	Width
<b>24</b>	Depth
<b>D</b>	Digital Display
<b>118T</b>	Bright White Paint

#### Included With

#### Antenna Telescope Single Sided Table Bases

Columns  
Center beam  
Rails  
Connecting Hardware

#### Options

#### Antenna Telescope Single Sided Table Bases



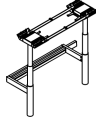
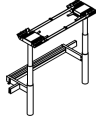
**Control Switch Options:**  
(S) = Standard up/down control switch.  
(D) = Digital Display with programmable setting. Add \$334 list for the digital display selection.  
(TR) = Toggle Switch, Red.  
(TG) = Toggle Switch, Grey. Add \$105 list for "Toggle Switch option".

# Antenna Telescope Single Sided Table Bases

## Extended Electric

### With Beam Only, 27" deep

Antenna Workspaces GSA

description	type	w	d	pattern no.	list
Telescope Single Sided Base, Height Adjustable Extended Electric, with Beam, No Tray	No crossbar connections 	48"	27"	<b>YBTSSFEXBNN4827</b>	\$6,273.
		54"	27"	<b>YBTSSFEXBNN5427</b>	6,287.
		60"	27"	<b>YBTSSFEXBNN6027</b>	6,433.
		66"	27"	<b>YBTSSFEXBNN6627</b>	6,452.
		72"	27"	<b>YBTSSFEXBNN7227</b>	6,459.
		78"	27"	<b>YBTSSFEXBNN7827</b>	6,474.
		84"	27"	<b>YBTSSFEXBNN8427</b>	6,501.
Right position, connecting on left 	Right position, connecting on left	48"	27"	<b>YBTSSFEXBNR4827</b>	6,352.
		54"	27"	<b>YBTSSFEXBNR5427</b>	6,366.
		60"	27"	<b>YBTSSFEXBNR6027</b>	6,511.
		66"	27"	<b>YBTSSFEXBNR6627</b>	6,533.
		72"	27"	<b>YBTSSFEXBNR7227</b>	6,541.
		78"	27"	<b>YBTSSFEXBNR7827</b>	6,553.
		84"	27"	<b>YBTSSFEXBNR8427</b>	6,579.
Left position, connecting on right 	Left position, connecting on right	48"	27"	<b>YBTSSFEXBNL4827</b>	6,352.
		54"	27"	<b>YBTSSFEXBNL5427</b>	6,366.
		60"	27"	<b>YBTSSFEXBNL6027</b>	6,511.
		66"	27"	<b>YBTSSFEXBNL6627</b>	6,533.
		72"	27"	<b>YBTSSFEXBNL7227</b>	6,541.
		78"	27"	<b>YBTSSFEXBNL7827</b>	6,553.
		84"	27"	<b>YBTSSFEXBNL8427</b>	6,579.
Surround, connecting both sides 	Surround, connecting both sides	48"	27"	<b>YBTSSFEXBNS4827</b>	6,459.
		54"	27"	<b>YBTSSFEXBNS5427</b>	6,474.
		60"	27"	<b>YBTSSFEXBNS6027</b>	6,619.
		66"	27"	<b>YBTSSFEXBNS6627</b>	6,639.
		72"	27"	<b>YBTSSFEXBNS7227</b>	6,647.
		78"	27"	<b>YBTSSFEXBNS7827</b>	6,659.
		84"	27"	<b>YBTSSFEXBNS8427</b>	6,688.

Antenna Telescope



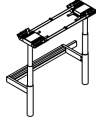
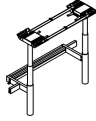
Ordering Information	Order Code	Included With	Options
<b>Antenna Telescope Single Sided Table Bases</b>	<b>Antenna Telescope Single Sided Table Bases</b>	<b>Antenna Telescope Single Sided Table Bases</b>	<b>Antenna Telescope Single Sided Table Bases</b>
1. Pattern Number	<i>Example:</i> <b>YBTSSFEXBNN4824,</b>	Columns	<b>Control Switch Options:</b>
2. Control Switch	<b>D, 118T</b>	Center beam	(S) = Standard up/down control switch.
3. Base Paint Finish	<b>YBT</b> Antenna Telescope Base	Rails	(D) = Digital Display with programmable setting. Add \$334 list for the digital display selection.
	<b>SSFEX</b> Single Sided Extended Electric	Connecting Hardware	(TR) = Toggle Switch, Red.
	<b>BN</b> Beam, No Tray		(TG) = Toggle Switch, Grey. Add \$105 list for "Toggle Switch option".
	<b>N</b> No connections		
	<b>48</b> Width		
	<b>24</b> Depth		
	<b>D</b> Digital Display		
	<b>118T</b> Bright White Paint		

# Antenna Telescope Single Sided Table Bases

Antenna Workspaces GSA

## Extended Electric

### With Beam Only, 30" deep

description	type	w	d	pattern no.	list
Telescope Single Sided Base, Height Adjustable Extended Electric, with Beam, No Tray	 No crossbar connections	48"	30"	<b>YBTSSFEXBNN4830</b>	\$6,280.
		54"	30"	<b>YBTSSFEXBNN5430</b>	6,294.
		60"	30"	<b>YBTSSFEXBNN6030</b>	6,439.
		66"	30"	<b>YBTSSFEXBNN6630</b>	6,459.
		72"	30"	<b>YBTSSFEXBNN7230</b>	6,469.
		78"	30"	<b>YBTSSFEXBNN7830</b>	6,480.
		84"	30"	<b>YBTSSFEXBNN8430</b>	6,509.
 Right position, connecting on left	48"	30"	<b>YBTSSFEXBNR4830</b>	6,358.	
	54"	30"	<b>YBTSSFEXBNR5430</b>	6,373.	
	60"	30"	<b>YBTSSFEXBNR6030</b>	6,517.	
	66"	30"	<b>YBTSSFEXBNR6630</b>	6,541.	
	72"	30"	<b>YBTSSFEXBNR7230</b>	6,546.	
	78"	30"	<b>YBTSSFEXBNR7830</b>	6,559.	
	84"	30"	<b>YBTSSFEXBNR8430</b>	6,586.	
 Left position, connecting on right	48"	30"	<b>YBTSSFEXBNL4830</b>	6,358.	
	54"	30"	<b>YBTSSFEXBNL5430</b>	6,373.	
	60"	30"	<b>YBTSSFEXBNL6030</b>	6,517.	
	66"	30"	<b>YBTSSFEXBNL6630</b>	6,541.	
	72"	30"	<b>YBTSSFEXBNL7230</b>	6,546.	
	78"	30"	<b>YBTSSFEXBNL7830</b>	6,559.	
	84"	30"	<b>YBTSSFEXBNL8430</b>	6,586.	
 Surround, connecting both sides	48"	30"	<b>YBTSSFEXBNS4830</b>	6,469.	
	54"	30"	<b>YBTSSFEXBNS5430</b>	6,480.	
	60"	30"	<b>YBTSSFEXBNS6030</b>	6,627.	
	66"	30"	<b>YBTSSFEXBNS6630</b>	6,647.	
	72"	30"	<b>YBTSSFEXBNS7230</b>	6,652.	
	78"	30"	<b>YBTSSFEXBNS7830</b>	6,668.	
	84"	30"	<b>YBTSSFEXBNS8430</b>	6,695.	

#### Ordering Information

##### Antenna Telescope Single Sided Table Bases

1. Pattern Number
2. Control Switch
3. Base Paint Finish

#### Order Code

##### Antenna Telescope Single Sided Table Bases

*Example:* **YBTSSFEXBNN4824, D, 118T**

<b>YBT</b>	Antenna Telescope Base
<b>SSFEX</b>	Single Sided Extended Electric
<b>BN</b>	Beam, No Tray
<b>N</b>	No connections
<b>48</b>	Width
<b>24</b>	Depth
<b>D</b>	Digital Display
<b>118T</b>	Bright White Paint

#### Included With

##### Antenna Telescope Single Sided Table Bases

Columns  
Center beam  
Rails  
Connecting Hardware

#### Options

##### Antenna Telescope Single Sided Table Bases

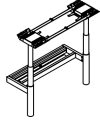
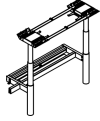
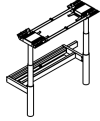
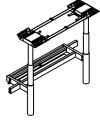
**Control Switch Options:**  
(S) = Standard up/down control switch.  
(D) = Digital Display with programmable setting. Add \$334 list for the digital display selection.  
(TR) = Toggle Switch, Red.  
(TG) = Toggle Switch, Grey. Add \$105 list for "Toggle Switch option".

# Antenna Telescope Single Sided Table Bases

Antenna Workspaces GSA

## Extended Electric

### With Beam and Utility Tray, 24" deep

description	type	w	d	pattern no.	list
Telescope Single Sided Base, Height Adjustable Extended Electric, with Beam and Tray	No crossbar connections 	48"	24"	<b>YBTSSFEXBTN4824</b>	\$6,668.
		54"	24"	<b>YBTSSFEXBTN5424</b>	6,682.
		60"	24"	<b>YBTSSFEXBTN6024</b>	6,744.
		66"	24"	<b>YBTSSFEXBTN6624</b>	6,801.
		72"	24"	<b>YBTSSFEXBTN7224</b>	6,819.
		78"	24"	<b>YBTSSFEXBTN7824</b>	6,902.
		84"	24"	<b>YBTSSFEXBTN8424</b>	6,945.
Right position, connecting on left 	Right position, connecting on left	48"	24"	<b>YBTSSFEXBTR4824</b>	6,746.
		54"	24"	<b>YBTSSFEXBTR5424</b>	6,760.
		60"	24"	<b>YBTSSFEXBTR6024</b>	6,824.
		66"	24"	<b>YBTSSFEXBTR6624</b>	6,879.
		72"	24"	<b>YBTSSFEXBTR7224</b>	6,899.
		78"	24"	<b>YBTSSFEXBTR7824</b>	6,982.
		84"	24"	<b>YBTSSFEXBTR8424</b>	7,023.
Left position, connecting on right 	Left position, connecting on right	48"	24"	<b>YBTSSFEXBTL4824</b>	6,746.
		54"	24"	<b>YBTSSFEXBTL5424</b>	6,760.
		60"	24"	<b>YBTSSFEXBTL6024</b>	6,824.
		66"	24"	<b>YBTSSFEXBTL6624</b>	6,879.
		72"	24"	<b>YBTSSFEXBTL7224</b>	6,899.
		78"	24"	<b>YBTSSFEXBTL7824</b>	6,982.
		84"	24"	<b>YBTSSFEXBTL8424</b>	7,023.
Surround, connecting both sides 	Surround, connecting both sides	48"	24"	<b>YBTSSFEXBTS4824</b>	6,826.
		54"	24"	<b>YBTSSFEXBTS5424</b>	6,839.
		60"	24"	<b>YBTSSFEXBTS6024</b>	6,901.
		66"	24"	<b>YBTSSFEXBTS6624</b>	6,956.
		72"	24"	<b>YBTSSFEXBTS7224</b>	6,978.
		78"	24"	<b>YBTSSFEXBTS7824</b>	7,061.
		84"	24"	<b>YBTSSFEXBTS8424</b>	7,102.

Antenna Telescope

#### Ordering Information

##### Antenna Telescope Single Sided Table Bases

1. Pattern Number
2. Control Switch
3. Base Paint Finish

#### Order Code

##### Antenna Telescope Single Sided Table Bases

*Example:* **YBTSSFEXBTN4824, D, 118T**

<b>YBT</b>	Antenna Telescope Base
<b>SSFEX</b>	Single Sided Extended Electric
<b>BT</b>	Beam and Utility Tray
<b>N</b>	No connections
<b>48</b>	Width
<b>24</b>	Depth
<b>D</b>	Digital Display
<b>118T</b>	Bright White Paint

#### Included With

##### Antenna Telescope Single Sided Table Bases

Columns  
Center beam  
Rails  
Connecting Hardware  
Utility Tray

#### Options

##### Antenna Telescope Single Sided Table Bases

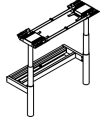
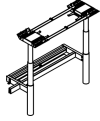
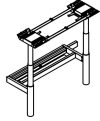
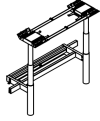
**Control Switch Options:**  
(S) = Standard up/down control switch.  
(D) = Digital Display with programmable setting. Add \$334 list for the digital display selection.  
(TR) = Toggle Switch, Red.  
(TG) = Toggle Switch, Grey. Add \$105 list for "Toggle Switch option".

# Antenna Telescope Single Sided Table Bases

Antenna Workspaces GSA

## Extended Electric

### With Beam and Utility Tray, 27" deep

description	type	w	d	pattern no.	list
Telescope Single Sided Base, Height Adjustable Extended Electric, with Beam and Tray	 No crossbar connections	48"	27"	<b>YBTSSFEXBTN4827</b>	\$6,695.
		54"	27"	<b>YBTSSFEXBTN5427</b>	6,710.
		60"	27"	<b>YBTSSFEXBTN6027</b>	6,771.
		66"	27"	<b>YBTSSFEXBTN6627</b>	6,827.
		72"	27"	<b>YBTSSFEXBTN7227</b>	6,848.
		78"	27"	<b>YBTSSFEXBTN7827</b>	6,931.
		84"	27"	<b>YBTSSFEXBTN8427</b>	6,972.
 Right position, connecting on left	48"	27"	<b>YBTSSFEXBTR4827</b>	6,773.	
	54"	27"	<b>YBTSSFEXBTR5427</b>	6,789.	
	60"	27"	<b>YBTSSFEXBTR6027</b>	6,850.	
	66"	27"	<b>YBTSSFEXBTR6627</b>	6,904.	
	72"	27"	<b>YBTSSFEXBTR7227</b>	6,926.	
	78"	27"	<b>YBTSSFEXBTR7827</b>	7,011.	
	84"	27"	<b>YBTSSFEXBTR8427</b>	7,051.	
 Left position, connecting on right	48"	27"	<b>YBTSSFEXBTL4827</b>	6,773.	
	54"	27"	<b>YBTSSFEXBTL5427</b>	6,789.	
	60"	27"	<b>YBTSSFEXBTL6027</b>	6,850.	
	66"	27"	<b>YBTSSFEXBTL6627</b>	6,904.	
	72"	27"	<b>YBTSSFEXBTL7227</b>	6,926.	
	78"	27"	<b>YBTSSFEXBTL7827</b>	7,011.	
	84"	27"	<b>YBTSSFEXBTL8427</b>	7,051.	
 Surround, connecting both sides	48"	27"	<b>YBTSSFEXBTS4827</b>	6,852.	
	54"	27"	<b>YBTSSFEXBTS5427</b>	6,865.	
	60"	27"	<b>YBTSSFEXBTS6027</b>	6,929.	
	66"	27"	<b>YBTSSFEXBTS6627</b>	6,986.	
	72"	27"	<b>YBTSSFEXBTS7227</b>	7,006.	
	78"	27"	<b>YBTSSFEXBTS7827</b>	7,088.	
	84"	27"	<b>YBTSSFEXBTS8427</b>	7,129.	

#### Ordering Information

##### Antenna Telescope Single Sided Table Bases

1. Pattern Number
2. Control Switch
3. Base Paint Finish

#### Order Code

##### Antenna Telescope Single Sided Table Bases

*Example:* **YBTSSFEXBTN4824, D, 118T**

<b>YBT</b>	Antenna Telescope Base
<b>SSFEX</b>	Single Sided Extended Electric
<b>BT</b>	Beam and Utility Tray
<b>N</b>	No connections
<b>48</b>	Width
<b>24</b>	Depth
<b>D</b>	Digital Display
<b>118T</b>	Bright White Paint

#### Included With

##### Antenna Telescope Single Sided Table Bases

Columns  
Center beam  
Rails  
Connecting Hardware  
Utility Tray

#### Options

##### Antenna Telescope Single Sided Table Bases

#### Control Switch Options:

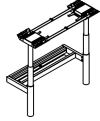
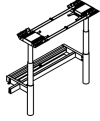
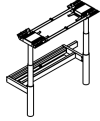
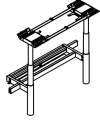
(S) = Standard up/down control switch.  
(D) = Digital Display with programmable setting. Add \$334 list for the digital display selection.  
(TR) = Toggle Switch, Red.  
(TG) = Toggle Switch, Grey. Add \$105 list for "Toggle Switch option".

# Antenna Telescope Single Sided Table Bases

Antenna Workspaces GSA

## Extended Electric

### With Beam and Utility Tray, 30" deep

description	type	w	d	pattern no.	list
Telescope Single Sided Base, Height Adjustable Extended Electric, with Beam and Tray	No crossbar connections 	48"	30"	<b>YBTSSFE<del>X</del>BTN4830</b>	\$6,702.
		54"	30"	<b>YBTSSFE<del>X</del>BTN5430</b>	6,717.
		60"	30"	<b>YBTSSFE<del>X</del>BTN6030</b>	6,778.
		66"	30"	<b>YBTSSFE<del>X</del>BTN6630</b>	6,832.
		72"	30"	<b>YBTSSFE<del>X</del>BTN7230</b>	6,854.
		78"	30"	<b>YBTSSFE<del>X</del>BTN7830</b>	6,938.
		84"	30"	<b>YBTSSFE<del>X</del>BTN8430</b>	6,979.
Right position, connecting on left 	Right position, connecting on left	48"	30"	<b>YBTSSFE<del>X</del>BTR4830</b>	6,780.
		54"	30"	<b>YBTSSFE<del>X</del>BTR5430</b>	6,795.
		60"	30"	<b>YBTSSFE<del>X</del>BTR6030</b>	6,856.
		66"	30"	<b>YBTSSFE<del>X</del>BTR6630</b>	6,911.
		72"	30"	<b>YBTSSFE<del>X</del>BTR7230</b>	6,933.
		78"	30"	<b>YBTSSFE<del>X</del>BTR7830</b>	7,017.
		84"	30"	<b>YBTSSFE<del>X</del>BTR8430</b>	7,058.
Left position, connecting on right 	Left position, connecting on right	48"	30"	<b>YBTSSFE<del>X</del>BTL4830</b>	6,780.
		54"	30"	<b>YBTSSFE<del>X</del>BTL5430</b>	6,795.
		60"	30"	<b>YBTSSFE<del>X</del>BTL6030</b>	6,856.
		66"	30"	<b>YBTSSFE<del>X</del>BTL6630</b>	6,911.
		72"	30"	<b>YBTSSFE<del>X</del>BTL7230</b>	6,933.
		78"	30"	<b>YBTSSFE<del>X</del>BTL7830</b>	7,017.
		84"	30"	<b>YBTSSFE<del>X</del>BTL8430</b>	7,058.
Surround, connecting both sides 	Surround, connecting both sides	48"	30"	<b>YBTSSFE<del>X</del>BTS4830</b>	6,860.
		54"	30"	<b>YBTSSFE<del>X</del>BTS5430</b>	6,874.
		60"	30"	<b>YBTSSFE<del>X</del>BTS6030</b>	6,937.
		66"	30"	<b>YBTSSFE<del>X</del>BTS6630</b>	6,992.
		72"	30"	<b>YBTSSFE<del>X</del>BTS7230</b>	7,014.
		78"	30"	<b>YBTSSFE<del>X</del>BTS7830</b>	7,097.
		84"	30"	<b>YBTSSFE<del>X</del>BTS8430</b>	7,135.

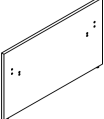
Antenna Telescope

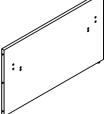
Ordering Information	Order Code	Included With	Options
<b>Antenna Telescope Single Sided Table Bases</b>	<b>Antenna Telescope Single Sided Table Bases</b>	<b>Antenna Telescope Single Sided Table Bases</b>	<b>Antenna Telescope Single Sided Table Bases</b>
1. Pattern Number	<i>Example:</i> <b>YBTSSFE<del>X</del>BTN4824, D, 118T</b>	Columns	<b>Control Switch Options:</b>
2. Control Switch	<b>YBT</b> Antenna Telescope Base	Center beam	(S) = Standard up/down control switch.
3. Base Paint Finish	<b>SSFEX</b> Single Sided Extended Electric	Rails	(D) = Digital Display with programmable setting. Add \$334 list for the digital display selection.
	<b>BT</b> Beam and Utility Tray	Connecting Hardware	(TR) = Toggle Switch, Red.
	<b>N</b> No connections	Utility Tray	(TG) = Toggle Switch, Grey. Add \$105 list for "Toggle Switch option".
	<b>48</b> Width		
	<b>24</b> Depth		
	<b>D</b> Digital Display		
	<b>118T</b> Bright White Paint		

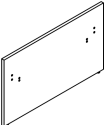
# Antenna Telescope Back Panels


## For Single Sided Standard Electric Bases

### Laminate or Veneer, 28 1/2" H

description	w	d	h	pattern no.	Laminate (L)	V1(V)	V2(V)	V3(V)
Telescope Back Panel for Single Sided Standard Electric Base, No End Panel Connection, Desk Height 	48"	1 1/4"	28 1/2"	<b>YBPTSSFESN2848( )</b>	\$589.	\$861.	\$1,003.	\$1,657.
	54"	1 1/4"	28 1/2"	<b>YBPTSSFESN2854( )</b>	604.	880.	1,025.	1,690.
	60"	1 1/4"	28 1/2"	<b>YBPTSSFESN2860( )</b>	630.	983.	1,134.	1,870.
	66"	1 1/4"	28 1/2"	<b>YBPTSSFESN2866( )</b>	658.	1,018.	1,180.	1,978.
	72"	1 1/4"	28 1/2"	<b>YBPTSSFESN2872( )</b>	673.	1,108.	1,287.	2,157.
	78"	1 1/4"	28 1/2"	<b>YBPTSSFESN2878( )</b>	741.	1,197.	1,386.	2,330.
	84"	1 1/4"	28 1/2"	<b>YBPTSSFESN2884( )</b>	811.	1,288.	1,492.	2,505.

Telescope Back Panel for Single Sided Standard Electric Base, Left Side End Panel Connection, Desk Height 	48"	1 1/4"	28 1/2"	<b>YBPTSSFESL2848( )</b>	658.	931.	1,073.	1,727.
	54"	1 1/4"	28 1/2"	<b>YBPTSSFESL2854( )</b>	673.	948.	1,095.	1,761.
	60"	1 1/4"	28 1/2"	<b>YBPTSSFESL2860( )</b>	700.	1,052.	1,204.	1,939.
	66"	1 1/4"	28 1/2"	<b>YBPTSSFESL2866( )</b>	727.	1,087.	1,249.	2,048.
	72"	1 1/4"	28 1/2"	<b>YBPTSSFESL2872( )</b>	741.	1,178.	1,357.	2,227.
	78"	1 1/4"	28 1/2"	<b>YBPTSSFESL2878( )</b>	811.	1,267.	1,457.	2,400.
	84"	1 1/4"	28 1/2"	<b>YBPTSSFESL2884( )</b>	880.	1,358.	1,561.	2,576.

Telescope Back Panel for Single Sided Standard Electric Base, Right Side End Panel Connection, Desk Height 	48"	1 1/4"	28 1/2"	<b>YBPTSSFESR2848( )</b>	658.	931.	1,073.	1,727.
	54"	1 1/4"	28 1/2"	<b>YBPTSSFESR2854( )</b>	673.	948.	1,095.	1,761.
	60"	1 1/4"	28 1/2"	<b>YBPTSSFESR2860( )</b>	700.	1,052.	1,204.	1,939.
	66"	1 1/4"	28 1/2"	<b>YBPTSSFESR2866( )</b>	727.	1,087.	1,249.	2,048.
	72"	1 1/4"	28 1/2"	<b>YBPTSSFESR2872( )</b>	741.	1,178.	1,357.	2,227.
	78"	1 1/4"	28 1/2"	<b>YBPTSSFESR2878( )</b>	811.	1,267.	1,457.	2,400.
	84"	1 1/4"	28 1/2"	<b>YBPTSSFESR2884( )</b>	880.	1,358.	1,561.	2,576.

Telescope Back Panel for Single Sided Standard Electric Base, Surround - End Panel Connection both sides, Desk Height 	48"	1 1/4"	28 1/2"	<b>YBPTSSFESS2848( )</b>	727.	999.	1,141.	1,796.
	54"	1 1/4"	28 1/2"	<b>YBPTSSFESS2854( )</b>	741.	1,019.	1,163.	1,831.
	60"	1 1/4"	28 1/2"	<b>YBPTSSFESS2860( )</b>	769.	1,120.	1,274.	2,009.
	66"	1 1/4"	28 1/2"	<b>YBPTSSFESS2866( )</b>	796.	1,157.	1,316.	2,117.
	72"	1 1/4"	28 1/2"	<b>YBPTSSFESS2872( )</b>	811.	1,247.	1,423.	2,297.
	78"	1 1/4"	28 1/2"	<b>YBPTSSFESS2878( )</b>	880.	1,334.	1,527.	2,471.
	84"	1 1/4"	28 1/2"	<b>YBPTSSFESS2884( )</b>	948.	1,424.	1,631.	2,647.

#### Ordering Information

##### Telescope Back Panels for Single Sided Tables

1. Pattern Number
2. Surface Finish

#### Order Code

##### Telescope Back Panels for Single Sided Tables

*Example:* **YBPTSSFESN2848L, 118**

<b>YBPT</b>	Telescope Back Panel
<b>SSFES</b>	Single Sided Standard Electric
<b>N</b>	No end panel connections
<b>28</b>	Height
<b>48</b>	Width
<b>L</b>	Laminate
<b>118</b>	Bright White Laminate

#### Included With

##### Telescope Back Panels for Single Sided Tables

Glides

#### Options

##### Telescope Back Panels for Single Sided Tables

**Finish Options:**  
(L) = Laminate  
(V) = Veneer

Back Panels specified in patterned or woodgrain laminate have vertical grain direction up to 54" wide and horizontal grain direction for back panels 60" or wider.

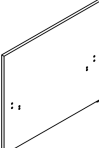
Back Panels specified in veneer have vertical grain direction for all sizes.

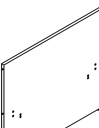


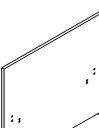
# Antenna Telescope Back Panels

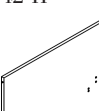
## For Single Sided Standard Electric Bases

### Laminate or Veneer, 42"H

description	w	d	h	pattern no.	Laminate (L)	V1(V)	V2(V)	V3(V)
 Telescope Back Panel for Single Sided Standard Electric Base, No End Panel Connection, 42"H	48"	1 1/4"	42"	<b>YBPTSSFESN4248( )</b>	\$921.	\$1,084.	\$1,259.	\$2,205.
	54"	1 1/4"	42"	<b>YBPTSSFESN4254( )</b>	934.	1,105.	1,288.	2,247.
	60"	1 1/4"	42"	<b>YBPTSSFESN4260( )</b>	1,003.	1,166.	1,361.	2,422.
	66"	1 1/4"	42"	<b>YBPTSSFESN4266( )</b>	1,108.	1,214.	1,420.	2,580.
	72"	1 1/4"	42"	<b>YBPTSSFESN4272( )</b>	1,134.	1,323.	1,547.	2,813.
	78"	1 1/4"	42"	<b>YBPTSSFESN4278( )</b>	1,239.	1,428.	1,671.	3,037.
	84"	1 1/4"	42"	<b>YBPTSSFESN4284( )</b>	1,342.	1,537.	1,796.	3,265.

 Telescope Back Panel for Single Sided Standard Electric Base, Left Side End Panel Connection, 42"H	48"	1 1/4"	42"	<b>YBPTSSFESL4248( )</b>	991.	1,152.	1,329.	2,275.
	54"	1 1/4"	42"	<b>YBPTSSFESL4254( )</b>	1,003.	1,173.	1,358.	2,317.
	60"	1 1/4"	42"	<b>YBPTSSFESL4260( )</b>	1,073.	1,234.	1,429.	2,492.
	66"	1 1/4"	42"	<b>YBPTSSFESL4266( )</b>	1,178.	1,285.	1,490.	2,650.
	72"	1 1/4"	42"	<b>YBPTSSFESL4272( )</b>	1,204.	1,392.	1,617.	2,881.
	78"	1 1/4"	42"	<b>YBPTSSFESL4278( )</b>	1,309.	1,498.	1,742.	3,105.
	84"	1 1/4"	42"	<b>YBPTSSFESL4284( )</b>	1,412.	1,604.	1,866.	3,335.

 Telescope Back Panel for Single Sided Standard Electric Base, Right Side End Panel Connection, 42"H	48"	1 1/4"	42"	<b>YBPTSSFESR4248( )</b>	991.	1,152.	1,329.	2,275.
	54"	1 1/4"	42"	<b>YBPTSSFESR4254( )</b>	1,003.	1,173.	1,358.	2,317.
	60"	1 1/4"	42"	<b>YBPTSSFESR4260( )</b>	1,073.	1,234.	1,429.	2,492.
	66"	1 1/4"	42"	<b>YBPTSSFESR4266( )</b>	1,178.	1,285.	1,490.	2,650.
	72"	1 1/4"	42"	<b>YBPTSSFESR4272( )</b>	1,204.	1,392.	1,617.	2,881.
	78"	1 1/4"	42"	<b>YBPTSSFESR4278( )</b>	1,309.	1,498.	1,742.	3,105.
	84"	1 1/4"	42"	<b>YBPTSSFESR4284( )</b>	1,412.	1,604.	1,866.	3,335.

 Telescope Back Panel for Single Sided Standard Electric Base, Surround - End Panel Connection both sides, 42"H	48"	1 1/4"	42"	<b>YBPTSSFESS4248( )</b>	1,060.	1,222.	1,399.	2,344.
	54"	1 1/4"	42"	<b>YBPTSSFESS4254( )</b>	1,073.	1,242.	1,424.	2,387.
	60"	1 1/4"	42"	<b>YBPTSSFESS4260( )</b>	1,141.	1,303.	1,499.	2,561.
	66"	1 1/4"	42"	<b>YBPTSSFESS4266( )</b>	1,247.	1,353.	1,559.	2,718.
	72"	1 1/4"	42"	<b>YBPTSSFESS4272( )</b>	1,274.	1,460.	1,684.	2,952.
	78"	1 1/4"	42"	<b>YBPTSSFESS4278( )</b>	1,377.	1,566.	1,811.	3,174.
	84"	1 1/4"	42"	<b>YBPTSSFESS4284( )</b>	1,482.	1,675.	1,936.	3,404.

#### Ordering Information

##### Back Panels for Single Sided Tables

1. Pattern Number
2. Surface Finish

#### Order Code

##### Telescope Back Panels for Single Sided Tables

*Example:* **YBPTSSFESN2848L, 118**

<b>YBPT</b>	Telescope Back Panel
<b>SSFES</b>	Single Sided Standard Electric
<b>N</b>	No end panel connections
<b>28</b>	Height
<b>48</b>	Width
<b>L</b>	Laminate
<b>118</b>	Bright White Laminate

#### Included With

##### Telescope Back Panels for Single Sided Tables

Glides

#### Options

##### Telescope Back Panels for Single Sided Tables

**Finish Options:**  
(L) = Laminate  
(V) = Veneer

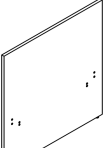
Back Panels specified in patterned or woodgrain laminate have vertical grain direction up to 54" wide and horizontal grain direction for back panels 60" or wider.

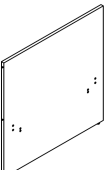
Back Panels specified in veneer have vertical grain direction for all sizes.

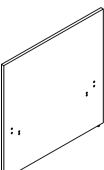
# Antenna Telescope Back Panels

## For Single Sided Standard Electric Bases

### Laminate or Veneer, 49"H

description	w	d	h	pattern no.	Laminate (L)	V1(V)	V2(V)	V3(V)
Telescope Back Panel for Single Sided Standard Electric Base, No End Panel Connection, 49"H 	48"	1 1/4"	49"	<b>YBPTSSFESN4948( )</b>	\$1,060.	\$1,181.	\$1,374.	\$2,466.
	54"	1 1/4"	49"	<b>YBPTSSFESN4954( )</b>	1,073.	1,203.	1,401.	2,515.
	60"	1 1/4"	49"	<b>YBPTSSFESN4960( )</b>	1,141.	1,258.	1,471.	2,698.
	66"	1 1/4"	49"	<b>YBPTSSFESN4966( )</b>	1,247.	1,314.	1,542.	2,881.
	72"	1 1/4"	49"	<b>YBPTSSFESN4972( )</b>	1,281.	1,432.	1,680.	3,139.
	78"	1 1/4"	49"	<b>YBPTSSFESN4978( )</b>	1,392.	1,547.	1,814.	3,392.
	84"	1 1/4"	49"	<b>YBPTSSFESN4984( )</b>	1,502.	1,664.	1,950.	3,646.

Telescope Back Panel for Single Sided Standard Electric Base, Left Side End Panel Connection, 49"H 	48"	1 1/4"	49"	<b>YBPTSSFESL4948( )</b>	1,128.	1,250.	1,444.	2,533.
	54"	1 1/4"	49"	<b>YBPTSSFESL4954( )</b>	1,141.	1,273.	1,470.	2,583.
	60"	1 1/4"	49"	<b>YBPTSSFESL4960( )</b>	1,211.	1,327.	1,542.	2,768.
	66"	1 1/4"	49"	<b>YBPTSSFESL4966( )</b>	1,315.	1,383.	1,611.	2,952.
	72"	1 1/4"	49"	<b>YBPTSSFESL4972( )</b>	1,352.	1,501.	1,750.	3,209.
	78"	1 1/4"	49"	<b>YBPTSSFESL4978( )</b>	1,460.	1,617.	1,883.	3,464.
	84"	1 1/4"	49"	<b>YBPTSSFESL4984( )</b>	1,572.	1,732.	2,020.	3,716.

Telescope Back Panel for Single Sided Standard Electric Base, Right Side End Panel Connection, 49"H 	48"	1 1/4"	49"	<b>YBPTSSFESR4948( )</b>	1,128.	1,250.	1,444.	2,533.
	54"	1 1/4"	49"	<b>YBPTSSFESR4954( )</b>	1,141.	1,273.	1,470.	2,583.
	60"	1 1/4"	49"	<b>YBPTSSFESR4960( )</b>	1,211.	1,327.	1,542.	2,768.
	66"	1 1/4"	49"	<b>YBPTSSFESR4966( )</b>	1,315.	1,383.	1,611.	2,952.
	72"	1 1/4"	49"	<b>YBPTSSFESR4972( )</b>	1,352.	1,501.	1,750.	3,209.
	78"	1 1/4"	49"	<b>YBPTSSFESR4978( )</b>	1,460.	1,617.	1,883.	3,464.
	84"	1 1/4"	49"	<b>YBPTSSFESR4984( )</b>	1,572.	1,732.	2,020.	3,716.

#### Ordering Information

##### Back Panels for Single Sided Tables

1. Pattern Number
2. Surface Finish

#### Order Code

##### Telescope Back Panels for Single Sided Tables

*Example:* **YBPTSSFESN2848L, 118**

<b>YBPT</b>	Telescope Back Panel
<b>SSFES</b>	Single Sided Standard Electric
<b>N</b>	No end panel connections
<b>28</b>	Height
<b>48</b>	Width
<b>L</b>	Laminate
<b>118</b>	Bright White Laminate

#### Included With

##### Telescope Back Panels for Single Sided Tables

Glides

#### Options

##### Telescope Back Panels for Single Sided Tables

##### Finish Options:

(L) = Laminate  
(V) = Veneer

Back Panels specified in patterned or woodgrain laminate have vertical grain direction up to 54" wide and horizontal grain direction for back panels 60" or wider.

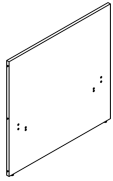
Back Panels specified in veneer have vertical grain direction for all sizes.

# Antenna Telescope Back Panels

## For Single Sided Standard Electric Bases

### Laminate or Veneer, 49"H

description	w	d	h	pattern no.	Laminate (L)	V1(V)	V2(V)	V3(V)
Telescope Back Panel for Single Sided Standard Electric Base, Surround - End Panel Connection both sides, 49"H	48"	1 1/4"	49"	<b>YBPTSSFESS4948( )</b>	\$1,198.	\$1,318.	\$1,511.	\$2,603.
	54"	1 1/4"	49"	<b>YBPTSSFESS4954( )</b>	1,211.	1,341.	1,540.	2,653.
	60"	1 1/4"	49"	<b>YBPTSSFESS4960( )</b>	1,281.	1,398.	1,611.	2,837.
	66"	1 1/4"	49"	<b>YBPTSSFESS4966( )</b>	1,384.	1,453.	1,680.	3,020.
	72"	1 1/4"	49"	<b>YBPTSSFESS4972( )</b>	1,420.	1,571.	1,818.	3,279.
	78"	1 1/4"	49"	<b>YBPTSSFESS4978( )</b>	1,530.	1,684.	1,953.	3,531.
	84"	1 1/4"	49"	<b>YBPTSSFESS4984( )</b>	1,641.	1,801.	2,090.	3,785.

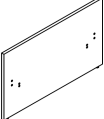


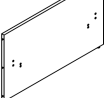
Ordering Information	Order Code	Included With	Options
<b>Back Panels for Single Sided Tables</b> 1. Pattern Number 2. Surface Finish	<b>Telescope Back Panels for Single Sided Tables</b> <hr/> <i>Example:</i> <b>YBPTSSFESN2848L, 118</b> <hr/> <b>YBPT</b> Telescope Back Panel <hr/> <b>SSFES</b> Single Sided Standard Electric <hr/> <b>N</b> No end panel connections <hr/> <b>28</b> Height <hr/> <b>48</b> Width <hr/> <b>L</b> Laminate <hr/> <b>118</b> Bright White Laminate	<b>Telescope Back Panels for Single Sided Tables</b> Glides	<b>Telescope Back Panels for Single Sided Tables</b> <b>Finish Options:</b> (L) = Laminate (V) = Veneer  Back Panels specified in patterned or woodgrain laminate have vertical grain direction up to 54" wide and horizontal grain direction for back panels 60" or wider.  Back Panels specified in veneer have vertical grain direction for all sizes.

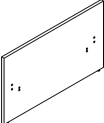
# Antenna Telescope Back Panels


## For Single Sided Extended Electric Bases

### Laminate or Veneer, 28 1/2" H

description	w	d	h	pattern no.	Laminate (L)	V1(V)	V2(V)	V3(V)
Telescope Back Panel for Single Sided Extended Electric Base, No End Panel Connection, Desk Height 	48"	1 1/4"	28 1/2"	<b>YBPTSSFEXN2848( )</b>	\$589.	\$861.	\$1,003.	\$1,657.
	54"	1 1/4"	28 1/2"	<b>YBPTSSFEXN2854( )</b>	604.	880.	1,025.	1,690.
	60"	1 1/4"	28 1/2"	<b>YBPTSSFEXN2860( )</b>	630.	983.	1,134.	1,870.
	66"	1 1/4"	28 1/2"	<b>YBPTSSFEXN2866( )</b>	658.	1,018.	1,180.	1,978.
	72"	1 1/4"	28 1/2"	<b>YBPTSSFEXN2872( )</b>	673.	1,108.	1,287.	2,157.
	78"	1 1/4"	28 1/2"	<b>YBPTSSFEXN2878( )</b>	741.	1,197.	1,386.	2,330.
	84"	1 1/4"	28 1/2"	<b>YBPTSSFEXN2884( )</b>	811.	1,288.	1,492.	2,505.

Telescope Back Panel for Single Sided Extended Electric Base, Left Side End Panel Connection, Desk Height 	48"	1 1/4"	28 1/2"	<b>YBPTSSFEXL2848( )</b>	658.	931.	1,073.	1,727.
	54"	1 1/4"	28 1/2"	<b>YBPTSSFEXL2854( )</b>	673.	948.	1,095.	1,761.
	60"	1 1/4"	28 1/2"	<b>YBPTSSFEXL2860( )</b>	700.	1,052.	1,204.	1,939.
	66"	1 1/4"	28 1/2"	<b>YBPTSSFEXL2866( )</b>	727.	1,087.	1,249.	2,048.
	72"	1 1/4"	28 1/2"	<b>YBPTSSFEXL2872( )</b>	741.	1,178.	1,357.	2,227.
	78"	1 1/4"	28 1/2"	<b>YBPTSSFEXL2878( )</b>	811.	1,267.	1,457.	2,400.
	84"	1 1/4"	28 1/2"	<b>YBPTSSFEXL2884( )</b>	880.	1,358.	1,561.	2,576.

Telescope Back Panel for Single Sided Extended Electric Base, Right Side End Panel Connection, Desk Height 	48"	1 1/4"	28 1/2"	<b>YBPTSSFEXR2848( )</b>	658.	931.	1,073.	1,727.
	54"	1 1/4"	28 1/2"	<b>YBPTSSFEXR2854( )</b>	673.	948.	1,095.	1,761.
	60"	1 1/4"	28 1/2"	<b>YBPTSSFEXR2860( )</b>	700.	1,052.	1,204.	1,939.
	66"	1 1/4"	28 1/2"	<b>YBPTSSFEXR2866( )</b>	727.	1,087.	1,249.	2,048.
	72"	1 1/4"	28 1/2"	<b>YBPTSSFEXR2872( )</b>	741.	1,178.	1,357.	2,227.
	78"	1 1/4"	28 1/2"	<b>YBPTSSFEXR2878( )</b>	811.	1,267.	1,457.	2,400.
	84"	1 1/4"	28 1/2"	<b>YBPTSSFEXR2884( )</b>	880.	1,358.	1,561.	2,576.

Telescope Back Panel for Single Sided Extended Electric Base, Surround - End Panel Connection both sides, Desk Height 	48"	1 1/4"	28 1/2"	<b>YBPTSSFEXS2848( )</b>	727.	999.	1,141.	1,796.
	54"	1 1/4"	28 1/2"	<b>YBPTSSFEXS2854( )</b>	741.	1,019.	1,163.	1,831.
	60"	1 1/4"	28 1/2"	<b>YBPTSSFEXS2860( )</b>	769.	1,120.	1,274.	2,009.
	66"	1 1/4"	28 1/2"	<b>YBPTSSFEXS2866( )</b>	796.	1,157.	1,316.	2,117.
	72"	1 1/4"	28 1/2"	<b>YBPTSSFEXS2872( )</b>	811.	1,247.	1,423.	2,297.
	78"	1 1/4"	28 1/2"	<b>YBPTSSFEXS2878( )</b>	880.	1,334.	1,527.	2,471.
	84"	1 1/4"	28 1/2"	<b>YBPTSSFEXS2884( )</b>	948.	1,424.	1,631.	2,647.

#### Ordering Information

##### Back Panels for Single Sided Tables

1. Pattern Number
2. Surface Finish

#### Order Code

##### Telescope Back Panels for Single Sided Tables

*Example:* **YBPTSSFESN2848L, 118**

<b>YBPT</b>	Telescope Back Panel
<b>SSFES</b>	Single Sided Standard Electric
<b>N</b>	No end panel connections
<b>28</b>	Height
<b>48</b>	Width
<b>L</b>	Laminate
<b>118</b>	Bright White Laminate

#### Included With

##### Telescope Back Panels for Single Sided Tables

Glides

#### Options

##### Telescope Back Panels for Single Sided Tables

##### Finish Options:

(L) = Laminate  
(V) = Veneer

Back Panels specified in patterned or woodgrain laminate have vertical grain direction up to 54" wide and horizontal grain direction for back panels 60" or wider.

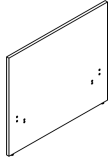
Back Panels specified in veneer have vertical grain direction for all sizes.

# Antenna Telescope Back Panels

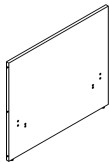
## For Single Sided Extended Electric Bases

### Laminate or Veneer, 42"H

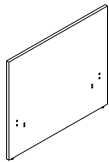
description	w	d	h	pattern no.	Laminate (L)	V1(V)	V2(V)	V3(V)
Telescope Back Panel for Single Sided Extended Electric Base, No End Panel Connection, 42"H	48"	1 1/4"	42"	<b>YBPTSSFEXN4248( )</b>	\$921.	\$1,084.	\$1,259.	\$2,205.
	54"	1 1/4"	42"	<b>YBPTSSFEXN4254( )</b>	934.	1,105.	1,288.	2,247.
	60"	1 1/4"	42"	<b>YBPTSSFEXN4260( )</b>	1,003.	1,166.	1,361.	2,422.
	66"	1 1/4"	42"	<b>YBPTSSFEXN4266( )</b>	1,108.	1,214.	1,420.	2,580.
	72"	1 1/4"	42"	<b>YBPTSSFEXN4272( )</b>	1,134.	1,323.	1,547.	2,813.
	78"	1 1/4"	42"	<b>YBPTSSFEXN4278( )</b>	1,239.	1,428.	1,671.	3,037.
	84"	1 1/4"	42"	<b>YBPTSSFEXN4284( )</b>	1,342.	1,537.	1,796.	3,265.



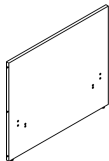
Telescope Back Panel for Single Sided Extended Electric Base, Left Side End Panel Connection, 42"H	48"	1 1/4"	42"	<b>YBPTSSFEXL4248( )</b>	991.	1,152.	1,329.	2,275.
	54"	1 1/4"	42"	<b>YBPTSSFEXL4254( )</b>	1,003.	1,173.	1,358.	2,317.
	60"	1 1/4"	42"	<b>YBPTSSFEXL4260( )</b>	1,073.	1,234.	1,429.	2,492.
	66"	1 1/4"	42"	<b>YBPTSSFEXL4266( )</b>	1,178.	1,285.	1,490.	2,650.
	72"	1 1/4"	42"	<b>YBPTSSFEXL4272( )</b>	1,204.	1,392.	1,617.	2,881.
	78"	1 1/4"	42"	<b>YBPTSSFEXL4278( )</b>	1,309.	1,498.	1,742.	3,105.
	84"	1 1/4"	42"	<b>YBPTSSFEXL4284( )</b>	1,412.	1,604.	1,866.	3,335.



Telescope Back Panel for Single Sided Extended Electric Base, Right Side End Panel Connection, 42"H	48"	1 1/4"	42"	<b>YBPTSSFEXR4248( )</b>	991.	1,152.	1,329.	2,275.
	54"	1 1/4"	42"	<b>YBPTSSFEXR4254( )</b>	1,003.	1,173.	1,358.	2,317.
	60"	1 1/4"	42"	<b>YBPTSSFEXR4260( )</b>	1,073.	1,234.	1,429.	2,492.
	66"	1 1/4"	42"	<b>YBPTSSFEXR4266( )</b>	1,178.	1,285.	1,490.	2,650.
	72"	1 1/4"	42"	<b>YBPTSSFEXR4272( )</b>	1,204.	1,392.	1,617.	2,881.
	78"	1 1/4"	42"	<b>YBPTSSFEXR4278( )</b>	1,309.	1,498.	1,742.	3,105.
	84"	1 1/4"	42"	<b>YBPTSSFEXR4284( )</b>	1,412.	1,604.	1,866.	3,335.



Telescope Back Panel for Single Sided Extended Electric Base, Surround - End Panel Connection both sides, 42"H	48"	1 1/4"	42"	<b>YBPTSSFEXS4248( )</b>	1,060.	1,222.	1,399.	2,344.
	54"	1 1/4"	42"	<b>YBPTSSFEXS4254( )</b>	1,073.	1,242.	1,424.	2,387.
	60"	1 1/4"	42"	<b>YBPTSSFEXS4260( )</b>	1,141.	1,303.	1,499.	2,561.
	66"	1 1/4"	42"	<b>YBPTSSFEXS4266( )</b>	1,247.	1,353.	1,559.	2,718.
	72"	1 1/4"	42"	<b>YBPTSSFEXS4272( )</b>	1,274.	1,460.	1,684.	2,952.
	78"	1 1/4"	42"	<b>YBPTSSFEXS4278( )</b>	1,377.	1,566.	1,811.	3,174.
	84"	1 1/4"	42"	<b>YBPTSSFEXS4284( )</b>	1,482.	1,675.	1,936.	3,404.



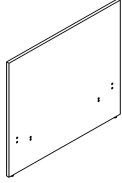
Ordering Information	Order Code	Included With	Options
<b>Back Panels for Single Sided Tables</b> 1. Pattern Number 2. Surface Finish	<b>Telescope Back Panels for Single Sided Tables</b> <i>Example:</i> <b>YBPTSSFESN2848L, 118</b> <b>YBPT</b> Telescope Back Panel <b>SSFES</b> Single Sided Standard Electric <b>N</b> No end panel connections <b>28</b> Height <b>48</b> Width <b>L</b> Laminate <b>118</b> Bright White Laminate	<b>Telescope Back Panels for Single Sided Tables</b> Glides	<b>Telescope Back Panels for Single Sided Tables</b> <b>Finish Options:</b> (L) = Laminate (V) = Veneer Back Panels specified in patterned or woodgrain laminate have vertical grain direction up to 54" wide and horizontal grain direction for back panels 60" or wider. Back Panels specified in veneer have vertical grain direction for all sizes.

# Antenna Telescope Back Panels

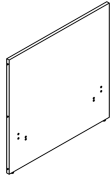
## For Single Sided Extended Electric Bases

### Laminate or Veneer, 49"H

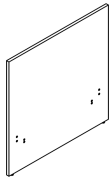
description	w	d	h	pattern no.	Laminate (L)	V1(V)	V2(V)	V3(V)
Telescope Back Panel for Single Sided Extended Electric Base, No End Panel Connection, 49"H	48"	1 1/4"	49"	<b>YBPTSSFEXN4948( )</b>	\$1,060.	\$1,181.	\$1,374.	\$2,466.
	54"	1 1/4"	49"	<b>YBPTSSFEXN4954( )</b>	1,073.	1,203.	1,401.	2,515.
	60"	1 1/4"	49"	<b>YBPTSSFEXN4960( )</b>	1,141.	1,258.	1,471.	2,698.
	66"	1 1/4"	49"	<b>YBPTSSFEXN4966( )</b>	1,247.	1,314.	1,542.	2,881.
	72"	1 1/4"	49"	<b>YBPTSSFEXN4972( )</b>	1,281.	1,432.	1,680.	3,139.
	78"	1 1/4"	49"	<b>YBPTSSFEXN4978( )</b>	1,392.	1,547.	1,814.	3,392.
	84"	1 1/4"	49"	<b>YBPTSSFEXN4984( )</b>	1,502.	1,664.	1,950.	3,646.



Telescope Back Panel for Single Sided Extended Electric Base, Left Side End Panel Connection, 49"H	48"	1 1/4"	49"	<b>YBPTSSFEXL4948( )</b>	1,128.	1,250.	1,444.	2,533.
	54"	1 1/4"	49"	<b>YBPTSSFEXL4954( )</b>	1,141.	1,273.	1,470.	2,583.
	60"	1 1/4"	49"	<b>YBPTSSFEXL4960( )</b>	1,211.	1,327.	1,542.	2,768.
	66"	1 1/4"	49"	<b>YBPTSSFEXL4966( )</b>	1,315.	1,383.	1,611.	2,952.
	72"	1 1/4"	49"	<b>YBPTSSFEXL4972( )</b>	1,352.	1,501.	1,750.	3,209.
	78"	1 1/4"	49"	<b>YBPTSSFEXL4978( )</b>	1,460.	1,617.	1,883.	3,464.
	84"	1 1/4"	49"	<b>YBPTSSFEXL4984( )</b>	1,572.	1,732.	2,020.	3,716.



Telescope Back Panel for Single Sided Extended Electric Base, Right Side End Panel Connection, 49"H	48"	1 1/4"	49"	<b>YBPTSSFEXR4948( )</b>	1,128.	1,250.	1,444.	2,533.
	54"	1 1/4"	49"	<b>YBPTSSFEXR4954( )</b>	1,141.	1,273.	1,470.	2,583.
	60"	1 1/4"	49"	<b>YBPTSSFEXR4960( )</b>	1,211.	1,327.	1,542.	2,768.
	66"	1 1/4"	49"	<b>YBPTSSFEXR4966( )</b>	1,315.	1,383.	1,611.	2,952.
	72"	1 1/4"	49"	<b>YBPTSSFEXR4972( )</b>	1,352.	1,501.	1,750.	3,209.
	78"	1 1/4"	49"	<b>YBPTSSFEXR4978( )</b>	1,460.	1,617.	1,883.	3,464.
	84"	1 1/4"	49"	<b>YBPTSSFEXR4984( )</b>	1,572.	1,732.	2,020.	3,716.



#### Ordering Information

##### Back Panels for Single Sided Tables

1. Pattern Number
2. Surface Finish

#### Order Code

##### Telescope Back Panels for Single Sided Tables

*Example:* **YBPTSSFESN2848L, 118**

<b>YBPT</b>	Telescope Back Panel
<b>SSFES</b>	Single Sided Standard Electric
<b>N</b>	No end panel connections
<b>28</b>	Height
<b>48</b>	Width
<b>L</b>	Laminate
<b>118</b>	Bright White Laminate

#### Included With

##### Telescope Back Panels for Single Sided Tables

Glides

#### Options

##### Telescope Back Panels for Single Sided Tables

##### Finish Options:

(L) = Laminate  
(V) = Veneer

Back Panels specified in patterned or woodgrain laminate have vertical grain direction up to 54" wide and horizontal grain direction for back panels 60" or wider.

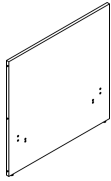
Back Panels specified in veneer have vertical grain direction for all sizes.

# Antenna Telescope Back Panels

## For Single Sided Extended Electric Bases

### Laminate or Veneer, 49"H

description	w	d	h	pattern no.	Laminate (L)	V1(V)	V2(V)	V3(V)
Telescope Back Panel for Single Sided Extended Electric Base,	48"	1 1/4"	49"	<b>YBPTSSFEXS4948( )</b>	\$1,198.	\$1,318.	\$1,511.	\$2,603.
Surround - End Panel Connection both sides,	54"	1 1/4"	49"	<b>YBPTSSFEXS4954( )</b>	1,211.	1,341.	1,540.	2,653.
49"H	60"	1 1/4"	49"	<b>YBPTSSFEXS4960( )</b>	1,281.	1,398.	1,611.	2,837.
	66"	1 1/4"	49"	<b>YBPTSSFEXS4966( )</b>	1,384.	1,453.	1,680.	3,020.
	72"	1 1/4"	49"	<b>YBPTSSFEXS4972( )</b>	1,420.	1,571.	1,818.	3,279.
	78"	1 1/4"	49"	<b>YBPTSSFEXS4978( )</b>	1,530.	1,684.	1,953.	3,531.
	84"	1 1/4"	49"	<b>YBPTSSFEXS4984( )</b>	1,641.	1,801.	2,090.	3,785.



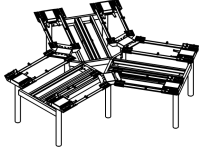
Ordering Information	Order Code	Included With	Options
<b>Back Panels for Single Sided Tables</b> 1. Pattern Number 2. Surface Finish	<b>Telescope Back Panels for Single Sided Tables</b> <hr/> <i>Example:</i> <b>YBPTSSFESN2848L, 118</b> <hr/> <b>YBPT</b> Telescope Back Panel <hr/> <b>SSFES</b> Single Sided Standard Electric <hr/> <b>N</b> No end panel connections <hr/> <b>28</b> Height <hr/> <b>48</b> Width <hr/> <b>L</b> Laminate <hr/> <b>118</b> Bright White Laminate	<b>Telescope Back Panels for Single Sided Tables</b> Glides	<b>Telescope Back Panels for Single Sided Tables</b> <b>Finish Options:</b> (L) = Laminate (V) = Veneer  Back Panels specified in patterned or woodgrain laminate have vertical grain direction up to 54" wide and horizontal grain direction for back panels 60" or wider.  Back Panels specified in veneer have vertical grain direction for all sizes.

# Antenna Telescope 120° Triad

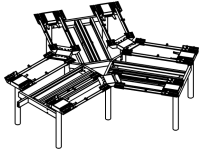
## Standard Electric

### With Beam and Dual Utility Trays

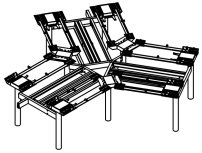
description	type	w	d	pattern no.	list
Telescope Base, Height Adjustable, Standard Electric with Beam and Dual Trays, No Crossbar Connection	For use in standalone triad applications	48"		<b>YBTYESBTN48</b>	\$21,982.
	For use in standalone triad applications	54"		<b>YBTYESBTN54</b>	22,019.
	For use in standalone triad applications	60"		<b>YBTYESBTN60</b>	22,156.



Telescope Base, Height Adjustable, Standard Electric with Beam and Dual Trays, 1 Crossbar Connection	For use in triad applications with one end connection	48"		<b>YBTYESBT148</b>	21,982.
	For use in triad applications with one end connection	54"		<b>YBTYESBT154</b>	22,019.
	For use in triad applications with one end connection	60"		<b>YBTYESBT160</b>	22,156.



Telescope Base, Height Adjustable, Standard Electric with Beam and Dual Trays, 2 Crossbar Connections	For use in triad applications with two end connection	48"		<b>YBTYESBT248</b>	21,982.
	For use in triad applications with two end connection	54"		<b>YBTYESBT254</b>	22,019.
	For use in triad applications with two end connection	60"		<b>YBTYESBT260</b>	22,156.



#### Ordering Information

##### Antenna Telescope 120° Triad

1. Pattern Number
2. Control Switch
3. Base Paint Finish

#### Order Code

##### Antenna Telescope 120° Triad

*Example:* **YBTYESBT148, D, 118T**

<b>YBTY</b>	Antenna Telescope 120° Triad
<b>ES</b>	Standard Electric
<b>BT</b>	With Beam and Trays
<b>1</b>	1 Connection
<b>60</b>	Width
<b>118T</b>	Bright White Paint

#### Included With

##### Antenna Telescope 120° Triad

Column  
Center Beam  
Dual Trays  
Rails  
Connecting Hardware

#### Options

##### Antenna Telescope 120° Triad

#### Control Switch Options

(S) = Standard up/down control switch  
(D) = Digital Display with programmable settings. Add \$1002 list for the digital display selection.  
(TR) = Toggle Switch, Red.  
(TG) = Toggle Switch, Grey. Add \$315 list for "Toggle Switch option".



# Antenna Telescope 120° Triad

## Standard Electric

### With Beam and Dual Utility Trays

Antenna Workspaces GSA

description	type	w	d	pattern no.	list
Telescope Base, Height Adjustable, Standard Electric with Beam and Dual Trays, 3 Crossbar Connections	For use in triad applications with three end connection	48"		<b>YBTYESBT348</b>	\$21,982.
	For use in triad applications with three end connection	54"		<b>YBTYESBT354</b>	22,019.
	For use in triad applications with three end connection	60"		<b>YBTYESBT360</b>	22,156.



Antenna Telescope

#### Ordering Information

##### Antenna Telescope 120° Triad

1. Pattern Number
2. Control Switch
3. Base Paint Finish

#### Order Code

##### Antenna Telescope 120° Triad

*Example:* **YBTYESBT148, D, 118T**

<b>YBTY</b>	Antenna Telescope 120° Triad
<b>ES</b>	Standard Electric
<b>BT</b>	With Beam and Trays
<b>1</b>	1 Connection
<b>60</b>	Width
<b>118T</b>	Bright White Paint

#### Included With

##### Antenna Telescope 120° Triad

Column  
Center Beam  
Dual Trays  
Rails  
Connecting Hardware

#### Options

##### Antenna Telescope 120° Triad

#### Control Switch Options

(S) = Standard up/down control switch  
(D) = Digital Display with programmable settings. Add \$1002 list for the digital display selection.  
(TR) = Toggle Switch, Red.  
(TG) = Toggle Switch, Grey. Add \$315 list for "Toggle Switch option".

# Antenna Telescope 120° Triad

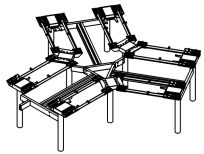
## Standard Electric

### With Beam Only

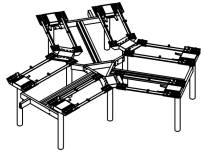
description	type	w	d	pattern no.	list
Telescope Base, Height Adjustable, Standard Electric with Beam, No Crossbar Connection	For use in standalone triad applications	48"		<b>YBTYESBNN48</b>	\$19,914.
	For use in standalone triad applications	54"		<b>YBTYESBNN54</b>	20,079.
	For use in standalone triad applications	60"		<b>YBTYESBNN60</b>	20,217.



Telescope Base, Height Adjustable, Standard Electric with Beam, 1 Crossbar Connection	For use in triad applications with one end connection	48"		<b>YBTYESBN148</b>	19,914.
	For use in triad applications with one end connection	54"		<b>YBTYESBN154</b>	20,079.
	For use in triad applications with one end connection	60"		<b>YBTYESBN160</b>	20,217.



Telescope Base, Height Adjustable, Standard Electric with Beam, 2 Crossbar Connections	For use in triad applications with two end connection	48"		<b>YBTYESBN248</b>	19,914.
	For use in triad applications with two end connection	54"		<b>YBTYESBN254</b>	20,079.
	For use in triad applications with two end connection	60"		<b>YBTYESBN260</b>	20,217.



#### Ordering Information

##### Antenna Telescope 120° Triad

1. Pattern Number
2. Control Switch
3. Base Paint Finish

#### Order Code

##### Antenna Telescope 120° Triad

*Example:* **YBTYESBN148, D, 118T**

<b>YBTY</b>	Antenna Telescope 120° Triad
<b>ES</b>	Standard Electric
<b>BN</b>	With Beam
<b>1</b>	1 Connection
<b>60</b>	Width
<b>118T</b>	Bright White Paint

#### Included With

##### Antenna Telescope 120° Triad

Column  
Center Beam  
Dual Trays  
Rails  
Connecting Hardware

#### Options

##### Antenna Telescope 120° Triad

**Control Switch Options**  
(S) = Standard up/down control switch  
(D) = Digital Display with programmable settings. Add \$1002 list for the digital display selection.  
(TR) = Toggle Switch, Red.  
(TG) = Toggle Switch, Grey. Add \$315 list for "Toggle Switch option".

# Antenna Telescope 120° Triad

## Standard Electric

### With Beam Only

Antenna Workspaces GSA

description	type	w	d	pattern no.	list
Telescope Base, Height Adjustable, Standard Electric with Beam, 3 Crossbar Connections	For use in triad applications with three end connection	48"		<b>YBTYESBN348</b>	\$19,914.
	For use in triad applications with three end connection	54"		<b>YBTYESBN354</b>	20,079.
	For use in triad applications with three end connection	60"		<b>YBTYESBN360</b>	20,217.



Antenna Telescope

#### Ordering Information

##### Antenna Telescope 120° Triad

1. Pattern Number
2. Control Switch
3. Base Paint Finish

#### Order Code

##### Antenna Telescope 120° Triad

*Example:* **YBTYESBN148, D, 118T**

**YBTY** Antenna Telescope 120° Triad

**ES** Standard Electric

**BN** With Beam

**1** 1 Connection

**60** Width

**118T** Bright White Paint

#### Included With

##### Antenna Telescope 120° Triad

Column  
Center Beam  
Dual Trays  
Rails  
Connecting Hardware

#### Options

##### Antenna Telescope 120° Triad

#### Control Switch Options

(S) = Standard up/down control switch  
(D) = Digital Display with programmable settings. Add \$1002 list for the digital display selection.  
(TR) = Toggle Switch, Red.  
(TG) = Toggle Switch, Grey. Add \$315 list for "Toggle Switch option".

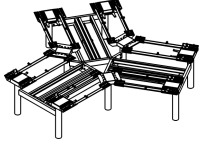
# Antenna Telescope 120° Triad

## Extended Electric

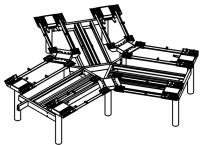
### With Beam and Dual Utility Trays

Antenna Workspaces GSA

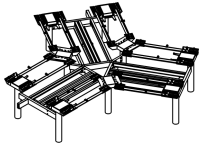
description	type	w	d	pattern no.	list
Telescope Base, Height Adjustable, Extended Electric with Beam and Dual Trays, No Crossbar Connection	For use in standalone triad applications	48"		<b>YBTYEXBTN48</b>	\$24,924.
	For use in standalone triad applications	54"		<b>YBTYEXBTN54</b>	25,099.
	For use in standalone triad applications	60"		<b>YBTYEXBTN60</b>	25,236.



Telescope Base, Height Adjustable, Extended Electric with Beam and Dual Trays, 1 Crossbar Connection	For use in triad applications with one end connection	48"		<b>YBTYEXBT148</b>	24,924.
	For use in triad applications with one end connection	54"		<b>YBTYEXBT154</b>	25,099.
	For use in triad applications with one end connection	60"		<b>YBTYEXBT160</b>	25,236.



Telescope Base, Height Adjustable, Extended Electric with Beam and Dual Trays, 2 Crossbar Connections	For use in triad applications with two end connection	48"		<b>YBTYEXBT248</b>	24,924.
	For use in triad applications with two end connection	54"		<b>YBTYEXBT254</b>	25,099.
	For use in triad applications with two end connection	60"		<b>YBTYEXBT260</b>	25,236.



#### Ordering Information

##### Antenna Telescope 120° Triad

1. Pattern Number
2. Control Switch
3. Base Paint Finish

#### Order Code

##### Antenna Telescope 120° Triad

*Example:* **YBTYEXBT148, D, 118T**

<b>YBTY</b>	Antenna Telescope 120° Triad
<b>EX</b>	Extended Electric
<b>BT</b>	With Beam and Trays
<b>1</b>	1 Connection
<b>60</b>	Width
<b>118T</b>	Bright White Paint

#### Included With

##### Antenna Telescope 120° Triad

Column  
Center Beam  
Dual Trays  
Rails  
Connecting Hardware

#### Options

##### Antenna Telescope 120° Triad

#### Control Switch Options

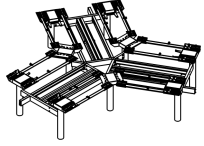
(S) = Standard up/down control switch  
(D) = Digital Display with programmable settings. Add \$1002 list for the digital display selection.  
(TR) = Toggle Switch, Red.  
(TG) = Toggle Switch, Grey. Add \$315 list for "Toggle Switch option".

# Antenna Telescope 120° Triad

## *Extended Electric*

### *With Beam and Dual Utility Trays*

description	type	w	d	pattern no.	list
Telescope Base, Height Adjustable, Extended Electric with Beam and Dual Trays, 3 Crossbar Connections	For use in triad applications with three end connection	48"		<b>YBTYEXBT348</b>	\$24,924.
	For use in triad applications with three end connection	54"		<b>YBTYEXBT354</b>	25,099.
	For use in triad applications with three end connection	60"		<b>YBTYEXBT360</b>	25,236.



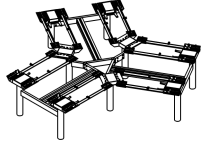
Ordering Information	Order Code	Included With	Options
<b>Antenna Telescope 120° Triad</b>	<b>Antenna Telescope 120° Triad</b>	<b>Antenna Telescope 120° Triad</b>	<b>Antenna Telescope 120° Triad</b>
1. Pattern Number	<i>Example:</i> <b>YBTYEXBT148, D, 118T</b>	Column	<b>Control Switch Options</b>
2. Control Switch	<b>YBTY</b> Antenna Telescope 120° Triad	Center Beam	(S) = Standard up/down control switch
3. Base Paint Finish	<b>EX</b> Extended Electric	Dual Trays	(D) = Digital Display with programmable settings. Add \$1002 list for the digital display selection.
	<b>BT</b> With Beam and Trays	Rails	(TR) = Toggle Switch, Red.
	<b>1</b> 1 Connection	Connecting Hardware	(TG) = Toggle Switch, Grey. Add \$315 list for "Toggle Switch option".
	<b>60</b> Width		
	<b>118T</b> Bright White Paint		

# Antenna Telescope 120° Triad

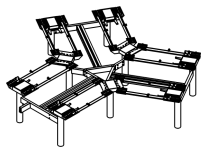
## *Extended Electric With Beam Only*

Antenna Workspaces GSA

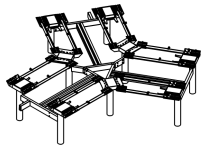
description	type	w	d	pattern no.	list
Telescope Base, Height Adjustable, Extended Electric with Beam, No Crossbar Connection	For use in standalone triad applications	48"		<b>YBTYEXBNN48</b>	\$22,877.
	For use in standalone triad applications	54"		<b>YBTYEXBNN54</b>	23,043.
	For use in standalone triad applications	60"		<b>YBTYEXBNN60</b>	23,181.



Telescope Base, Height Adjustable, Extended Electric with Beam, 1 Crossbar Connection	For use in triad applications with one end connection	48"		<b>YBTYEXBN148</b>	22,877.
	For use in triad applications with one end connection	54"		<b>YBTYEXBN154</b>	23,043.
	For use in triad applications with one end connection	60"		<b>YBTYEXBN160</b>	23,181.



Telescope Base, Height Adjustable, Extended Electric with Beam, 2 Crossbar Connections	For use in triad applications with two end connection	48"		<b>YBTYEXBN248</b>	22,877.
	For use in triad applications with two end connection	54"		<b>YBTYEXBN254</b>	23,043.
	For use in triad applications with two end connection	60"		<b>YBTYEXBN260</b>	23,181.



### Ordering Information

#### Antenna Telescope 120° Triad

1. Pattern Number
2. Control Switch
3. Base Paint Finish

### Order Code

#### Antenna Telescope 120° Triad

*Example:* **YBTYEXBN148, D, 118T**

<b>YBTY</b>	Antenna Telescope 120° Triad
<b>EX</b>	Extended Electric
<b>BN</b>	With Beam
<b>1</b>	1 Connection
<b>60</b>	Width
<b>118T</b>	Bright White Paint

### Included With

#### Antenna Telescope 120° Triad

Column  
Center Beam  
Dual Trays  
Rails  
Connecting Hardware

### Options

#### Antenna Telescope 120° Triad

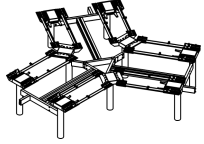
**Control Switch Options**  
(S) = Standard up/down control switch  
(D) = Digital Display with programmable settings. Add \$1002 list for the digital display selection.  
(TR) = Toggle Switch, Red.  
(TG) = Toggle Switch, Grey. Add \$315 list for "Toggle Switch option".

# Antenna Telescope 120° Triad

## *Extended Electric With Beam Only*

Antenna Workspaces GSA

description	type	w	d	pattern no.	list
Telescope Base, Height Adjustable, Extended Electric with Beam, 3 Crossbar Connections	For use in triad applications with three end connection	48"		<b>YBTYEXBN348</b>	\$22,877.
	For use in triad applications with three end connection	54"		<b>YBTYEXBN354</b>	23,043.
	For use in triad applications with three end connection	60"		<b>YBTYEXBN360</b>	23,181.



Antenna Telescope

### Ordering Information

#### Antenna Telescope 120° Triad

1. Pattern Number
2. Control Switch
3. Base Paint Finish

### Order Code

#### Antenna Telescope 120° Triad

*Example:* **YBTYEXBN148, D, 118T**

**YBTY** Antenna Telescope 120° Triad

**EX** Extended Electric

**BN** With Beam

**1** 1 Connection

**60** Width

**118T** Bright White Paint

### Included With

#### Antenna Telescope 120° Triad

Column  
Center Beam  
Dual Trays  
Rails  
Connecting Hardware

### Options

#### Antenna Telescope 120° Triad


##### Control Switch Options

(S) = Standard up/down control switch  
(D) = Digital Display with programmable settings. Add \$1002 list for the digital display selection.  
(TR) = Toggle Switch, Red.  
(TG) = Toggle Switch, Grey. Add \$315 list for "Toggle Switch option".

# Antenna Telescope Dual Return Bases

## Standard Electric

Antenna Workspaces GSA

description	type	w	d	pattern no.	list
Telescope Return Base, Height Adjustable Standard Electric 	For 54"W Return, Includes Depth of Adjoining Top	15"	54"	<b>YBTRES54</b>	\$2,639.
	For 57"W Return, Includes Depth of Adjoining Top	15"	57"	<b>YBTRES57</b>	2,648.
	For 60"W Return, Includes Depth of Adjoining Top	15"	60"	<b>YBTRES60</b>	2,660.
	For 63"W Return, Includes Depth of Adjoining Top	15"	63"	<b>YBTRES63</b>	2,674.
	For 66"W Return, Includes Depth of Adjoining Top	15"	66"	<b>YBTRES66</b>	2,683.
	For 69"W Return, Includes Depth of Adjoining Top	15"	69"	<b>YBTRES69</b>	2,689.
	For 72"W Return, Includes Depth of Adjoining Top	15"	72"	<b>YBTRES72</b>	2,702.
	For 75"W Return, Includes Depth of Adjoining Top	15"	75"	<b>YBTRES75</b>	2,708.
	For 78"W Return, Includes Depth of Adjoining Top	15"	78"	<b>YBTRES78</b>	2,717.
	For 81"W Return, Includes Depth of Adjoining Top	15"	81"	<b>YBTRES81</b>	2,731.
	For 84"W Return, Includes Depth of Adjoining Top	15"	84"	<b>YBTRES84</b>	2,741.
	For 87"W Return, Includes Depth of Adjoining Top	15"	87"	<b>YBTRES87</b>	2,743.
	For 90"W Return, Includes Depth of Adjoining Top	15"	90"	<b>YBTRES90</b>	2,747.
	For 93"W Return, Includes Depth of Adjoining Top	15"	93"	<b>YBTRES93</b>	2,760.
	For 96"W Return, Includes Depth of Adjoining Top	15"	96"	<b>YBTRES96</b>	2,782.
	For 99"W Return, Includes Depth of Adjoining Top	15"	99"	<b>YBTRES99</b>	2,784.
For 102"W Return, Includes Depth of Adjoining Top	15"	102"	<b>YBTRES102</b>	2,790.	

### Ordering Information

#### Antenna Telescope Return Bases

1. Pattern Number
2. Base Paint Finish

### Order Code

#### Antenna Telescope Return Bases

*Example:* **YBTRES60, 118T**

**YBTR** Antenna Telescope  
Return Base

**ES** Standard Electric

**60** Depth

**118T** Bright White Paint

### Included With

#### Antenna Telescope Return Bases

Column  
Rails  
Connecting Hardware

### Options


#### Antenna Telescope Return Bases



# Antenna Telescope Dual Return Bases

## *Extended Electric*

Antenna Workspaces GSA

description	type	w	d	pattern no.	list
 Telescope Return Base, Height Adjustable Extended Electric	For 54"W Return, Includes Depth of Adjoining Top	15"	54"	<b>YBTREX54</b>	\$3,032.
	For 57"W Return, Includes Depth of Adjoining Top	15"	57"	<b>YBTREX57</b>	3,038.
	For 60"W Return, Includes Depth of Adjoining Top	15"	60"	<b>YBTREX60</b>	3,051.
	For 63"W Return, Includes Depth of Adjoining Top	15"	63"	<b>YBTREX63</b>	3,067.
	For 66"W Return, Includes Depth of Adjoining Top	15"	66"	<b>YBTREX66</b>	3,073.
	For 69"W Return, Includes Depth of Adjoining Top	15"	69"	<b>YBTREX69</b>	3,081.
	For 72"W Return, Includes Depth of Adjoining Top	15"	72"	<b>YBTREX72</b>	3,096.
	For 75"W Return, Includes Depth of Adjoining Top	15"	75"	<b>YBTREX75</b>	3,102.
	For 78"W Return, Includes Depth of Adjoining Top	15"	78"	<b>YBTREX78</b>	3,109.
	For 81"W Return, Includes Depth of Adjoining Top	15"	81"	<b>YBTREX81</b>	3,125.
	For 84"W Return, Includes Depth of Adjoining Top	15"	84"	<b>YBTREX84</b>	3,132.
	For 87"W Return, Includes Depth of Adjoining Top	15"	87"	<b>YBTREX87</b>	3,134.
	For 90"W Return, Includes Depth of Adjoining Top	15"	90"	<b>YBTREX90</b>	3,137.
	For 93"W Return, Includes Depth of Adjoining Top	15"	93"	<b>YBTREX93</b>	3,152.
	For 96"W Return, Includes Depth of Adjoining Top	15"	96"	<b>YBTREX96</b>	3,173.
For 99"W Return, Includes Depth of Adjoining Top	15"	99"	<b>YBTREX99</b>	3,175.	
For 102"W Return, Includes Depth of Adjoining Top	15"	102"	<b>YBTREX102</b>	3,179.	

Antenna Telescope

### Ordering Information

#### Antenna Telescope Return Bases

1. Pattern Number
2. Base Paint Finish

### Order Code

#### Antenna Telescope Return Bases

*Example:* **YBTREX60, 118T**

**YBTR** Antenna Telescope  
Return Base

**EX** Extended Electric

**60** Depth

**118T** Bright White Paint

### Included With

#### Antenna Telescope Return Bases

Column  
Rails  
Connecting Hardware


### Options

#### Antenna Telescope Return Bases

# Antenna Telescope Dual Return Bases

## Fixed Height

Antenna Workspaces GSA

description	type	w	d	pattern no.	list
Telescope Return Base, Fixed Height 	For 54"W Return, Includes Depth of Adjoining Top	15"	54"	<b>YBTRFS54</b>	\$1,332.
	For 57"W Return, Includes Depth of Adjoining Top	15"	57"	<b>YBTRFS57</b>	1,339.
	For 60"W Return, Includes Depth of Adjoining Top	15"	60"	<b>YBTRFS60</b>	1,356.
	For 63"W Return, Includes Depth of Adjoining Top	15"	63"	<b>YBTRFS63</b>	1,367.
	For 66"W Return, Includes Depth of Adjoining Top	15"	66"	<b>YBTRFS66</b>	1,374.
	For 69"W Return, Includes Depth of Adjoining Top	15"	69"	<b>YBTRFS69</b>	1,382.
	For 72"W Return, Includes Depth of Adjoining Top	15"	72"	<b>YBTRFS72</b>	1,396.
	For 75"W Return, Includes Depth of Adjoining Top	15"	75"	<b>YBTRFS75</b>	1,403.
	For 78"W Return, Includes Depth of Adjoining Top	15"	78"	<b>YBTRFS78</b>	1,409.
	For 81"W Return, Includes Depth of Adjoining Top	15"	81"	<b>YBTRFS81</b>	1,423.
	For 84"W Return, Includes Depth of Adjoining Top	15"	84"	<b>YBTRFS84</b>	1,432.
	For 87"W Return, Includes Depth of Adjoining Top	15"	87"	<b>YBTRFS87</b>	1,434.
	For 90"W Return, Includes Depth of Adjoining Top	15"	90"	<b>YBTRFS90</b>	1,439.
	For 93"W Return, Includes Depth of Adjoining Top	15"	93"	<b>YBTRFS93</b>	1,453.
	For 96"W Return, Includes Depth of Adjoining Top	15"	96"	<b>YBTRFS96</b>	1,474.
	For 99"W Return, Includes Depth of Adjoining Top	15"	99"	<b>YBTRFS99</b>	1,477.
For 102"W Return, Includes Depth of Adjoining Top	15"	102"	<b>YBTRFS102</b>	1,482.	

### Ordering Information

#### Bases

1. Pattern Number
2. Base Paint Finish

### Order Code

#### Bases

*Example:* **YBTRES60, 118T**

**YBTR** Antenna Telescope  
Return Base

**FX** Fixed Height

**60** Depth

**118T** Bright White Paint

### Included With

#### Antenna Telescope Return Bases

Column  
Rails  
Connecting Hardware


### Options

#### Antenna Telescope Return Bases

# Antenna Telescope Single Sided Return Bases

## Standard Electric

Antenna Workspaces GSA

description	type	w	d	pattern no.	list
Telescope Return Base, Height Adjustable Standard Electric 	For 54"W Return, Includes width of return + 24"	15"	54"	<b>YBTRES54</b>	\$2,639.
	For 57"W Return, Includes width of return + 24"	15"	57"	<b>YBTRES57</b>	2,648.
	For 60"W Return, Includes width of return + 24"	15"	60"	<b>YBTRES60</b>	2,660.
	For 63"W Return, Includes width of return + 24"	15"	63"	<b>YBTRES63</b>	2,674.
	For 66"W Return, Includes width of return + 24"	15"	66"	<b>YBTRES66</b>	2,683.
	For 69"W Return, Includes width of return + 24"	15"	69"	<b>YBTRES69</b>	2,689.
	For 72"W Return, Includes width of return + 24"	15"	72"	<b>YBTRES72</b>	2,702.
	For 75"W Return, Includes width of return + 24"	15"	75"	<b>YBTRES75</b>	2,708.
	For 78"W Return, Includes width of return + 24"	15"	78"	<b>YBTRES78</b>	2,717.
	For 81"W Return, Includes width of return + 24"	15"	81"	<b>YBTRES81</b>	2,731.
	For 84"W Return, Includes width of return + 24"	15"	84"	<b>YBTRES84</b>	2,741.
	For 87"W Return, Includes width of return + 24"	15"	87"	<b>YBTRES87</b>	2,743.
	For 90"W Return, Includes width of return + 24"	15"	90"	<b>YBTRES90</b>	2,747.
	For 93"W Return, Includes width of return + 24"	15"	93"	<b>YBTRES93</b>	2,760.
	For 96"W Return, Includes width of return + 24"	15"	96"	<b>YBTRES96</b>	2,782.


Antenna Telescope

Ordering Information	Order Code	Included With	Options
<b>Antenna Telescope Return Bases</b> 1. Pattern Number 2. Base Paint Finish	<b>Antenna Telescope Return Bases</b> <i>Example:</i> <b>YBTRES60, 118T</b> <b>YBTR</b> Antenna Telescope Return Base <b>ES</b> Standard Electric <b>60</b> Depth <b>118T</b> Bright White Paint	<b>Antenna Telescope Return Bases</b> Column Rails Connecting Hardware	<b>Antenna Telescope Return Bases</b>

# Antenna Telescope Single Sided Return Bases

## *Extended Electric*

Antenna Workspaces GSA

description	type	w	d	pattern no.	list
Telescope Return Base, Height Adjustable Extended Electric 	For 54"W Return, Includes width of return + 24"	15"	54"	<b>YBTREX54</b>	\$3,032.
	For 57"W Return, Includes width of return + 24"	15"	57"	<b>YBTREX57</b>	3,038.
	For 60"W Return, Includes width of return + 24"	15"	60"	<b>YBTREX60</b>	3,051.
	For 63"W Return, Includes width of return + 24"	15"	63"	<b>YBTREX63</b>	3,067.
	For 66"W Return, Includes width of return + 24"	15"	66"	<b>YBTREX66</b>	3,073.
	For 69"W Return, Includes width of return + 24"	15"	69"	<b>YBTREX69</b>	3,081.
	For 72"W Return, Includes width of return + 24"	15"	72"	<b>YBTREX72</b>	3,096.
	For 75"W Return, Includes width of return + 24"	15"	75"	<b>YBTREX75</b>	3,102.
	For 78"W Return, Includes width of return + 24"	15"	78"	<b>YBTREX78</b>	3,109.
	For 81"W Return, Includes width of return + 24"	15"	81"	<b>YBTREX81</b>	3,125.
	For 84"W Return, Includes width of return + 24"	15"	84"	<b>YBTREX84</b>	3,132.
	For 87"W Return, Includes width of return + 24"	15"	87"	<b>YBTREX87</b>	3,134.
	For 90"W Return, Includes width of return + 24"	15"	90"	<b>YBTREX90</b>	3,137.
	For 93"W Return, Includes width of return + 24"	15"	93"	<b>YBTREX93</b>	3,152.
	For 96"W Return, Includes width of return + 24"	15"	96"	<b>YBTREX96</b>	3,173.

### Ordering Information

#### Antenna Telescope Return Bases

1. Pattern Number
2. Base Paint Finish

### Order Code

#### Antenna Telescope Return Bases

*Example:* **YBTREX60, 118T**

**YBTR** Antenna Telescope  
Return Base

**EX** Extended Electric

**60** Depth

**118T** Bright White Paint

### Included With

#### Antenna Telescope Return Bases

Column  
Rails  
Connecting Hardware


### Options

#### Antenna Telescope Return Bases

# Antenna Telescope Single Sided Return Bases

## Fixed Height

Antenna Workspaces GSA

description	type	w	d	pattern no.	list
Telescope Return Base, Fixed Height 	For 54"W Return, Includes width of return + 24"	15"	54"	<b>YBTRFS54</b>	\$1,332.
	For 57"W Return, Includes width of return + 24"	15"	57"	<b>YBTRFS57</b>	1,339.
	For 60"W Return, Includes width of return + 24"	15"	60"	<b>YBTRFS60</b>	1,356.
	For 63"W Return, Includes width of return + 24"	15"	63"	<b>YBTRFS63</b>	1,367.
	For 66"W Return, Includes width of return + 24"	15"	66"	<b>YBTRFS66</b>	1,374.
	For 69"W Return, Includes width of return + 24"	15"	69"	<b>YBTRFS69</b>	1,382.
	For 72"W Return, Includes width of return + 24"	15"	72"	<b>YBTRFS72</b>	1,396.
	For 75"W Return, Includes width of return + 24"	15"	75"	<b>YBTRFS75</b>	1,403.
	For 78"W Return, Includes width of return + 24"	15"	78"	<b>YBTRFS78</b>	1,409.
	For 81"W Return, Includes width of return + 24"	15"	81"	<b>YBTRFS81</b>	1,423.
	For 84"W Return, Includes width of return + 24"	15"	84"	<b>YBTRFS84</b>	1,432.
	For 87"W Return, Includes width of return + 24"	15"	87"	<b>YBTRFS87</b>	1,434.
	For 90"W Return, Includes width of return + 24"	15"	90"	<b>YBTRFS90</b>	1,439.
	For 93"W Return, Includes width of return + 24"	15"	93"	<b>YBTRFS93</b>	1,453.
	For 96"W Return, Includes width of return + 24"	15"	96"	<b>YBTRFS96</b>	1,474.

Antenna Telescope

### Ordering Information

#### Bases

1. Pattern Number
2. Base Paint Finish

### Order Code

#### Bases

*Example:* **YBTRES60, 118T**

<b>YBTR</b>	Antenna Telescope Return Base
<b>FX</b>	Fixed Height
<b>60</b>	Depth
<b>118T</b>	Bright White Paint

### Included With

#### Antenna Telescope Return Bases

Column  
 Rails  
 Connecting Hardware

### Options

#### Antenna Telescope Return Bases

# Antenna Telescope Y-Base Tables

## Standard Electric

description	w	d	h	pattern no.	L	V1/Mixed (V/M)	V2 (V)	V3 (V)
Telescope Y-base Table with Track Shape Antenna Top, Standard Electric	60"	30"	28.1" - 43.7"	<b>YKTT6030YESG ( )</b>	\$5,955.	\$6,551.	\$6,682.	\$7,349.
	66"	30"	28.1" - 43.7"	<b>YKTT6630YESG ( )</b>	6,024.	6,627.	6,759.	7,434.
	72"	30"	28.1" - 43.7"	<b>YKTT7230YESG ( )</b>	6,059.	6,664.	6,797.	7,476.
	72"	36"	28.1" - 43.7"	<b>YKTT7236YESG ( )</b>	6,093.	7,148.	7,288.	8,011.
	84"	42"	28.4" - 43.9"	<b>YKTT8442YESG ( )</b>	6,819.	7,577.	7,726.	8,489.



Telescope Y-base Table with Bullet Shape Antenna Top, Standard Electric	72"	36"	28.1" - 43.7"	<b>YKTB7236YESG ( )</b>	6,093.	7,148.	7,288.	8,011.
	84"	42"	28.4" - 43.9"	<b>YKTB8442YESG ( )</b>	6,819.	7,577.	7,726.	8,489.



Telescope Y-base Table with Rectangular Shape Antenna Top, Standard Electric	60"	27"	28.1" - 43.7"	<b>YKTS6027YESG ( )</b>	5,789.	6,368.	6,493.	7,144.
	60"	30"	28.1" - 43.7"	<b>YKTS6030YESG ( )</b>	5,858.	6,442.	6,570.	7,229.
	66"	27"	28.1" - 43.7"	<b>YKTS6627YESG ( )</b>	5,858.	6,442.	6,570.	7,229.
	66"	30"	28.1" - 43.7"	<b>YKTS6630YESG ( )</b>	5,926.	6,519.	6,649.	7,314.
	72"	27"	28.1" - 43.7"	<b>YKTS7227YESG ( )</b>	5,893.	6,483.	6,612.	7,273.
	72"	30"	28.1" - 43.7"	<b>YKTS7230YESG ( )</b>	5,963.	6,558.	6,688.	7,358.
	72"	36"	28.1" - 43.7"	<b>YKTS7236YESG ( )</b>	6,031.	6,607.	6,738.	7,404.
	84"	42"	28.4" - 43.9"	<b>YKTS8442YESG ( )</b>	6,749.	7,317.	7,463.	8,200.



Telescope Y-base Table with Rectangular Shape Antenna Top, Standard Electric, with Rails	72"	27"	28.1" - 43.7"	<b>YKTS7227YESRG ( )</b>	6,233.	6,854.	6,992.	7,690.
	72"	30"	28.1" - 43.7"	<b>YKTS7230YESRG ( )</b>	6,300.	6,931.	7,068.	7,777.



### Ordering Information

#### Antenna Telescope Y-base Tables

1. Pattern Number
2. Grommet / no grommet
3. Top surface type
4. Control switch
5. Top finish
6. Edge finish
7. Base Paint finish
8. Grommet Paint Finish

### Order Code

#### Antenna Telescope Y-Base Tables

*Example:* **YKTT7236YESNL, S,118,118,118T**

<b>YKT</b>	Antenna Table Assembly
<b>T</b>	Shape
<b>7236</b>	Size
<b>YES</b>	Base Type
<b>N</b>	No grommet
<b>L</b>	Laminate
<b>S</b>	Standard Up/Down Switch
<b>118</b>	Bright White Top
<b>118</b>	Bright White Top
<b>118T</b>	Bright White Textured Paint

### Included With

#### Antenna Telescope Y-base Tables

Antenna Top  
Columns  
Base spokes  
Levelers  
Attachment Hardware

#### Antenna Telescope Y-base Tables

(G) Grommet  
(N) No grommet  
For no grommets, deduct \$50 for track shape, bullet shape and rectangle tops

#### Top Finish Options:

(L) = Laminate  
(V) = Veneer  
Top may be specified in any Knoll core laminate or veneer.

#### Control Switch Option:

(S) = Standard up/down control switch  
(D) = Digital Display with programmable setting  
Add \$334 list for the digital display selection.  
(TR) = Toggle Switch, Red.  
(TG) = Toggle Switch, Grey. Add \$105 list for "Toggle Switch option".

# Antenna Telescope Y-Base Tables

## Standard Electric

description	w	d	h	pattern no.	L	V1/Mixed (V/M)	V2 (V)	V3 (V)
Telescope Y-base Table with Radiused Rectangular Shape Antenna Top, Standard Electric	60"	27"	28.1" - 43.7"	<b>YKTRC6027YESNL</b>	\$6,010.	\$6,616.	\$6,748.	\$7,430.
	60"	27"	28.1" - 43.7"	<b>YKTRC6027YESGL</b>	6,080.	6,687.	6,818.	7,499.
	60"	30"	28.1" - 43.7"	<b>YKTRC6030YESNL</b>	6,082.	6,696.	6,831.	7,521.
	66"	27"	28.1" - 43.7"	<b>YKTRC6627YESNL</b>	6,082.	6,696.	6,831.	7,521.
	72"	27"	28.1" - 43.7"	<b>YKTRC7227YESNL</b>	6,118.	6,738.	6,874.	7,567.
	60"	30"	28.1" - 43.7"	<b>YKTRC6030YESGL</b>	6,150.	6,766.	6,901.	7,590.
	66"	27"	28.1" - 43.7"	<b>YKTRC6627YESGL</b>	6,150.	6,766.	6,901.	7,590.
	66"	30"	28.1" - 43.7"	<b>YKTRC6630YESNL</b>	6,154.	6,776.	6,911.	7,609.
	72"	27"	28.1" - 43.7"	<b>YKTRC7227YESGL</b>	6,187.	6,807.	6,943.	7,635.
	72"	30"	28.1" - 43.7"	<b>YKTRC7230YESNL</b>	6,190.	6,816.	6,952.	7,657.
	66"	30"	28.1" - 43.7"	<b>YKTRC6630YESGL</b>	6,223.	6,847.	6,981.	7,678.
	72"	30"	28.1" - 43.7"	<b>YKTRC7230YESGL</b>	6,260.	6,886.	7,022.	7,725.
	72"	36"	28.1" - 43.7"	<b>YKTRC7236YESNL</b>	6,262.	6,869.	7,006.	7,705.
	72"	36"	28.1" - 43.7"	<b>YKTRC7236YESGL</b>	6,333.	6,939.	7,076.	7,774.
	84"	42"	28.1" - 43.9"	<b>YKTRC8442YESNL</b>	7,019.	7,614.	7,766.	8,541.
	84"	42"	28.1" - 43.9"	<b>YKTRC8442YESGL</b>	7,087.	7,682.	7,835.	8,611.
Telescope Y-base Table with Radiused Rectangular Shape Antenna Top, Standard Electric, with rails	72"	27"	28.1" - 43.7"	<b>YKTRC7227YESRNL</b>	6,475.	7,128.	7,273.	8,007.
	72"	27"	28.1" - 43.7"	<b>YKTRC7227YESRGL</b>	6,545.	7,196.	7,340.	8,073.
	72"	30"	28.1" - 43.7"	<b>YKTRC7230YESRNL</b>	6,547.	7,209.	7,354.	8,097.
	72"	30"	28.1" - 43.7"	<b>YKTRC7230YESRGL</b>	6,615.	7,278.	7,422.	8,164.



Antenna Telescope

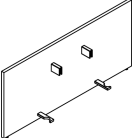
Ordering Information	Order Code	Included With	
<b>Antenna Telescope Y-base Tables</b>	<b>Antenna Telescope Y-Base Tables</b>	<b>Antenna Telescope Y-base Tables</b>	<b>Antenna Telescope Y-base Tables</b>
1. Pattern Number	<i>Example:</i> <b>YKTRC6630YESNL, S,118,118,118T</b>	Antenna Top	(G) Grommet
2. Grommet / no grommet		Columns	(N) No grommet
3. Top surface type	<b>YKT</b> Antenna Table Assembly	Base spokes	For no grommets, deduct \$50
4. Control switch	<b>RC</b> Rectangular Radiused Top	Levelers	<b>Top Finish Options:</b>
5. Top finish	<b>60</b> Width	Attachment Hardware	(L) = Laminate
6. Edge finish	<b>30</b> Depth		(V) = Veneer
7. Base Paint finish	<b>YES</b> Base Type		Top may be specified in any Knoll core laminate or veneer.
8. Grommet Paint Finish	<b>N</b> No grommet		<b>Control Switch Option:</b>
	<b>L</b> Laminate		(S) = Standard up/down control switch
	<b>S</b> Standard Up/Down Switch		(D) = Digital Display with programmable setting
	<b>118</b> Bright White Top		Add \$334 for the digital display selection.
	<b>118</b> Bright White Top		(TR) = Toggle Switch, Red.
			(TG) = Toggle Switch, Grey. Add \$105 list for "Toggle Switch option".

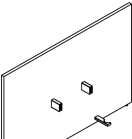
# Antenna Telescope End Panels

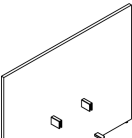
Antenna Workspaces GSA

## For Dual Sided Standard Electric and Fixed Height Bases

### Laminate or Veneer

description	type	w	d	h	pattern no.	Laminate (L)	V1 (V)	V2 (V)	V3 (V)
	For 24"D Telescope Dual Sided Tables	56"	1 1/4"	28 1/2"	<b>YEP2856ES( )</b>	\$707.	\$984.	\$1,128.	\$1,795.
	For 27"D Telescope Dual Sided Tables	62"	1 1/4"	28 1/2"	<b>YEP2862ES( )</b>	734.	1,087.	1,239.	1,973.
	For 30"D Left Side, 24"D Right Side, Telescope Dual Sided Tables	62"	1 1/4"	28 1/2"	<b>YEP2862ESL( )</b>	734.	1,087.	1,239.	1,973.
	For 30"D Right Side, 24"D Left Side, Telescope Dual Sided Table	62"	1 1/4"	28 1/2"	<b>YEP2862ESR( )</b>	734.	1,087.	1,239.	1,973.
	For 30"D Telescope Dual Sided Table	68"	1 1/4"	28 1/2"	<b>YEP2868ES( )</b>	769.	1,120.	1,285.	2,085.

	For 24"D Telescope Dual Sided Tables	56"	1 1/4"	42"	<b>YEP4256ES( )</b>	1,038.	1,207.	1,389.	2,353.
	For 27"D Telescope Dual Sided Tables	62"	1 1/4"	42"	<b>YEP4262ES( )</b>	1,108.	1,270.	1,464.	2,525.
	For 30"D Left Side, 24"D Right Side, Telescope Dual Sided Tables	62"	1 1/4"	42"	<b>YEP4262ESL( )</b>	1,108.	1,270.	1,464.	2,525.
	For 30"D Right Side, 24"D Left Side, Telescope Dual Sided Tables	62"	1 1/4"	42"	<b>YEP4262ESR( )</b>	1,108.	1,270.	1,464.	2,525.
	For 30"D Telescope Dual Sided Tables	68"	1 1/4"	42"	<b>YEP4268ES( )</b>	1,211.	1,316.	1,525.	2,685.

	For 24"D Telescope Dual Sided Tables	56"	1 1/4"	49"	<b>YEP4956ES( )</b>	1,178.	1,306.	1,504.	2,618.
	For 27"D Telescope Dual Sided Tables	62"	1 1/4"	49"	<b>YEP4962ES( )</b>	1,247.	1,363.	1,575.	2,801.
	For 30"D Left Side, 24"D Right Side, Telescope Dual Sided Tables	62"	1 1/4"	49"	<b>YEP4962ESL( )</b>	1,247.	1,363.	1,575.	2,801.
	For 30"D Right Side, 24"D Left Side, Telescope Dual Sided Tables	62"	1 1/4"	49"	<b>YEP4962ESR( )</b>	1,247.	1,363.	1,575.	2,801.
	For 30"D Telescope Dual Sided Tables	68"	1 1/4"	49"	<b>YEP4968ES( )</b>	1,352.	1,418.	1,644.	2,987.

#### Ordering Information

##### Telescope End Panels

1. Pattern Number
2. Surface Finish
3. Bracket Paint Finish

#### Order Code

##### Telescope End Panels

*Example:* **YEP4262ESL, 118, 118T**

<b>YEP</b>	Telescope End Panels
<b>42</b>	Height
<b>62</b>	Width
<b>ES</b>	Standard Electric Height Range
<b>L</b>	Left Hand
<b>118</b>	Laminate
<b>118T</b>	Bright White Paint

#### Included With

##### Telescope End Panels

Attachment Brackets  
Hardware

#### Options

##### Telescope End Panels

(L) = Laminate  
(V) = Veneer

End panels specified in patterned or woodgrain laminate have vertical grain direction up to 60" wide and horizontal grain direction for end panels over 60" wide.

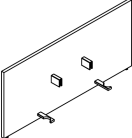
End panels specified in veneer have vertical grain direction for all sizes.

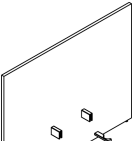


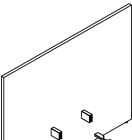
# Antenna Telescope End Panels

## For Dual Sided Extended Electric Bases

### Laminate or Veneer

description	type	w	d	h	pattern no.	Laminate (L)	V1 (V)	V2 (V)	V3 (V)
 Telescope End Panels for Dual Sided Extended Electric Bases, Desk Height	For 24"D Telescope Dual Sided Tables	56"	1 1/4"	28 1/2"	<b>YEP2856EX( )</b>	\$707.	\$984.	\$1,128.	\$1,795.
	For 27"D Telescope Dual Sided Tables	62"	1 1/4"	28 1/2"	<b>YEP2862EX( )</b>	734.	1,087.	1,239.	1,973.
	For 30"D Left Side, 24"D Right Side, Telescope Dual Sided Tables	62"	1 1/4"	28 1/2"	<b>YEP2862EXL( )</b>	734.	1,087.	1,239.	1,973.
	For 30"D Right Side, 24"D Left Side, Telescope Dual Sided Table	62"	1 1/4"	28 1/2"	<b>YEP2862EXR( )</b>	734.	1,087.	1,239.	1,973.
	For 30"D Telescope Dual Sided Table	68"	1 1/4"	28 1/2"	<b>YEP2868EX( )</b>	769.	1,120.	1,285.	2,085.

 Telescope End Panels for Dual Sided Extended Electric Bases, 42"H	For 24"D Telescope Dual Sided Tables	56"	1 1/4"	42"	<b>YEP4256EX( )</b>	1,038.	1,207.	1,389.	2,353.
	For 27"D Telescope Dual Sided Tables	62"	1 1/4"	42"	<b>YEP4262EX( )</b>	1,108.	1,270.	1,464.	2,525.
	For 30"D Left Side, 24"D Right Side, Telescope Dual Sided Tables	62"	1 1/4"	42"	<b>YEP4262EXL( )</b>	1,108.	1,270.	1,464.	2,525.
	For 30"D Right Side, 24"D Left Side, Telescope Dual Sided Tables	62"	1 1/4"	42"	<b>YEP4262EXR( )</b>	1,108.	1,270.	1,464.	2,525.
	For 30"D Telescope Dual Sided Tables	68"	1 1/4"	42"	<b>YEP4268EX( )</b>	1,211.	1,316.	1,525.	2,685.

 Telescope End Panels for Dual Sided Extended Electric Bases, 49"H	For 24"D Telescope Dual Sided Tables	56"	1 1/4"	49"	<b>YEP4956EX( )</b>	1,178.	1,306.	1,504.	2,618.
	For 27"D Telescope Dual Sided Tables	62"	1 1/4"	49"	<b>YEP4962EX( )</b>	1,247.	1,363.	1,575.	2,801.
	For 30"D Left Side, 24"D Right Side, Telescope Dual Sided Tables	62"	1 1/4"	49"	<b>YEP4962EXL( )</b>	1,247.	1,363.	1,575.	2,801.
	For 30"D Right Side, 24"D Left Side, Telescope Dual Sided Tables	62"	1 1/4"	49"	<b>YEP4962EXR( )</b>	1,247.	1,363.	1,575.	2,801.
	For 30"D Telescope Dual Sided Tables	68"	1 1/4"	49"	<b>YEP4968EX( )</b>	1,352.	1,418.	1,644.	2,987.

Antenna Telescope

#### Ordering Information

##### Telescope End Panels

1. Pattern Number
2. Surface Finish
3. Bracket Paint Finish

#### Order Code

##### Telescope End Panels

*Example:* **YEP4262EXL, 118, 118T**

<b>YEP</b>	Telescope End Panels
<b>42</b>	Height
<b>62</b>	Width
<b>EX</b>	Extended Electric Height Range
<b>L</b>	Left Hand
<b>118</b>	Laminate
<b>118T</b>	Bright White Paint

#### Included With

##### Telescope End Panels

Attachment Brackets  
Hardware

#### Options

##### Telescope End Panels

(L) = Laminate  
(V) = Veneer

End panels specified in patterned or woodgrain laminate have vertical grain direction up to 60" wide and horizontal grain direction for end panels over 60" wide.

End panels specified in veneer have vertical grain direction for all sizes.

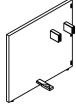
# Antenna Telescope End Panels

## For Single Sided Standard Electric Bases

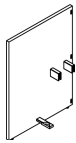
### Laminate or Veneer

Antenna Workspaces GSA

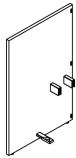
description	type	w	d	h	pattern no.	Laminate (L)	V1 (V)	V2 (V)	V3 (V)
Telescope End Panels for Single Sided Standard Electric Base, Left Hand, Desk Height	For use with 24"D Single Sided Tables	30 <sup>5</sup> / <sub>8</sub> "	1 <sup>1</sup> / <sub>4</sub> "	28 <sup>1</sup> / <sub>2</sub> "	<b>YEPTSSFES2824L()</b>	\$340.	\$525.	\$606.	\$998.
	For use with 27"D Single Sided Tables	33 <sup>5</sup> / <sub>8</sub> "	1 <sup>1</sup> / <sub>4</sub> "	28 <sup>1</sup> / <sub>2</sub> "	<b>YEPTSSFES2827L()</b>	361.	558.	641.	1,060.
	For use with 30"D Single Sided Tables	36 <sup>5</sup> / <sub>8</sub> "	1 <sup>1</sup> / <sub>4</sub> "	28 <sup>1</sup> / <sub>2</sub> "	<b>YEPTSSFES2830L()</b>	381.	590.	678.	1,120.



Telescope End Panels for Single Sided Standard Electric Base, Left Hand, 42"H	For use with 24"D Single Sided Tables	30 <sup>5</sup> / <sub>8</sub> "	1 <sup>1</sup> / <sub>4</sub> "	42"	<b>YEPTSSFES4224L()</b>	673.	807.	927.	1,529.
	For use with 27"D Single Sided Tables	33 <sup>5</sup> / <sub>8</sub> "	1 <sup>1</sup> / <sub>4</sub> "	42"	<b>YEPTSSFES4227L()</b>	755.	907.	1,041.	1,718.
	For use with 30"D Single Sided Tables	36 <sup>5</sup> / <sub>8</sub> "	1 <sup>1</sup> / <sub>4</sub> "	42"	<b>YEPTSSFES4230L()</b>	830.	997.	1,146.	1,890.



Telescope End Panels for Single Sided Standard Electric Base, Left Hand, 49"H	For use with 24"D Single Sided Tables	30 <sup>5</sup> / <sub>8</sub> "	1 <sup>1</sup> / <sub>4</sub> "	49"	<b>YEPTSSFES4924L()</b>	888.	1,020.	1,171.	1,936.
	For use with 27"D Single Sided Tables	33 <sup>5</sup> / <sub>8</sub> "	1 <sup>1</sup> / <sub>4</sub> "	49"	<b>YEPTSSFES4927L()</b>	997.	1,146.	1,318.	2,176.
	For use with 30"D Single Sided Tables	36 <sup>5</sup> / <sub>8</sub> "	1 <sup>1</sup> / <sub>4</sub> "	49"	<b>YEPTSSFES4930L()</b>	1,108.	1,274.	1,466.	2,417.



Ordering Information	Order Code	Included With	Options
<b>Telescope End Panels for Single Sided Tables</b> 1. Pattern Number 2. Surface Finish 3. Bracket Paint Finish	<b>Telescope End Panels for Single Sided Tables</b> <i>Example:</i> <b>YEPTSSFES2830LL, 118, 118T</b> <b>YEPT</b> Telescope End Panels <b>SSFES</b> Single Sided Standard Electric <b>28</b> Height <b>30</b> Width <b>L</b> Left Hand <b>L</b> Laminate <b>118</b> Bright White Laminate <b>118T</b> Bright White Paint	<b>Telescope End Panels for Single Sided Tables</b> Attachment Brackets Hardware	<b>Telescope End Panels for Single Sided Tables</b> (L) = Laminate (V) = Veneer End panels specified in patterned or woodgrain laminate, or veneer have vertical grain direction for all sizes.

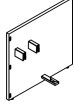
# Antenna Telescope End Panels

## For Single Sided Standard Electric Bases

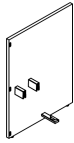
### Laminate or Veneer

Antenna Workspaces GSA

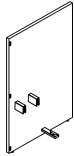
description	type	w	d	h	pattern no.	Laminate (L)	V1 (V)	V2 (V)	V3 (V)
Telescope End Panels for Single Sided Standard Electric Base, Right Hand, Desk Height	For use with 24"D Single Sided Tables	30 <sup>3</sup> / <sub>8</sub> "	1 <sup>1</sup> / <sub>4</sub> "	28 <sup>1</sup> / <sub>2</sub> "	<b>YEPTSSFES2824R()</b>	\$340.	\$525.	\$606.	\$998.
	For use with 27"D Single Sided Tables	33 <sup>3</sup> / <sub>8</sub> "	1 <sup>1</sup> / <sub>4</sub> "	28 <sup>1</sup> / <sub>2</sub> "	<b>YEPTSSFES2827R()</b>	361.	558.	641.	1,060.
	For use with 30"D Single Sided Tables	36 <sup>3</sup> / <sub>8</sub> "	1 <sup>1</sup> / <sub>4</sub> "	28 <sup>1</sup> / <sub>2</sub> "	<b>YEPTSSFES2830R()</b>	381.	590.	678.	1,120.



Telescope End Panels for Single Sided Standard Electric Base, Right Hand, 42"H	For use with 24"D Single Sided Tables	30 <sup>3</sup> / <sub>8</sub> "	1 <sup>1</sup> / <sub>4</sub> "	42"	<b>YEPTSSFES4224R()</b>	673.	807.	927.	1,529.
	For use with 27"D Single Sided Tables	33 <sup>3</sup> / <sub>8</sub> "	1 <sup>1</sup> / <sub>4</sub> "	42"	<b>YEPTSSFES4227R()</b>	755.	907.	1,041.	1,718.
	For use with 30"D Single Sided Tables	36 <sup>3</sup> / <sub>8</sub> "	1 <sup>1</sup> / <sub>4</sub> "	42"	<b>YEPTSSFES4230R()</b>	830.	997.	1,146.	1,890.



Telescope End Panels for Single Sided Standard Electric Base, Right Hand, 49"H	For use with 24"D Single Sided Tables	30 <sup>3</sup> / <sub>8</sub> "	1 <sup>1</sup> / <sub>4</sub> "	49"	<b>YEPTSSFES4924R()</b>	888.	1,020.	1,171.	1,936.
	For use with 27"D Single Sided Tables	33 <sup>3</sup> / <sub>8</sub> "	1 <sup>1</sup> / <sub>4</sub> "	49"	<b>YEPTSSFES4927R()</b>	997.	1,146.	1,318.	2,176.
	For use with 30"D Single Sided Tables	36 <sup>3</sup> / <sub>8</sub> "	1 <sup>1</sup> / <sub>4</sub> "	49"	<b>YEPTSSFES4930R()</b>	1,108.	1,274.	1,466.	2,417.



Antenna Telescope

Ordering Information	Order Code	Included With	Options
<b>Telescope End Panels for Single Sided Tables</b> 1. Pattern Number 2. Surface Finish 3. Bracket Paint Finish	<b>Telescope End Panels for Single Sided Tables</b> <i>Example:</i> <b>YEPTSSFES2830RL, 118, 118T</b> <b>YEPT</b> Telescope End Panels <b>SSFES</b> Single Sided Standard Electric <b>28</b> Height <b>30</b> Width <b>R</b> Right Hand <b>L</b> Laminate <b>118</b> Bright White Laminate <b>118T</b> Bright White Paint	<b>Telescope End Panels for Single Sided Tables</b> Attachment Brackets Hardware	<b>Telescope End Panels for Single Sided Tables</b> (L) = Laminate (V) = Veneer End panels specified in patterned or woodgrain laminate, or veneer have vertical grain direction for all sizes.

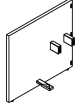
# Antenna Telescope End Panels

## For Single Sided Extended Electric Bases

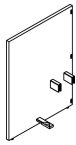
### Laminate or Veneer

Antenna Workspaces GSA

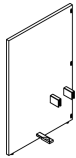
description	type	w	d	h	pattern no.	Laminate (L)	V1 (V)	V2 (V)	V3 (V)
Telescope End Panels for Single Sided Extended Electric Base, Left Hand, Desk Height	For use with 24"D Single Sided Tables	30 <sup>5</sup> / <sub>8</sub> "	1 <sup>1</sup> / <sub>4</sub> "	28 <sup>1</sup> / <sub>2</sub> "	<b>YEPTSSFEX2824L( )</b>	\$340.	\$525.	\$606.	\$998.
	For use with 27"D Single Sided Tables	33 <sup>5</sup> / <sub>8</sub> "	1 <sup>1</sup> / <sub>4</sub> "	28 <sup>1</sup> / <sub>2</sub> "	<b>YEPTSSFEX2827L( )</b>	361.	558.	641.	1,060.
	For use with 30"D Single Sided Tables	36 <sup>5</sup> / <sub>8</sub> "	1 <sup>1</sup> / <sub>4</sub> "	28 <sup>1</sup> / <sub>2</sub> "	<b>YEPTSSFEX2830L( )</b>	381.	590.	678.	1,120.



Telescope End Panels for Single Sided Extended Electric Base, Left Hand, 42"H	For use with 24"D Single Sided Tables	30 <sup>5</sup> / <sub>8</sub> "	1 <sup>1</sup> / <sub>4</sub> "	42"	<b>YEPTSSFEX4224L( )</b>	673.	807.	927.	1,529.
	For use with 27"D Single Sided Tables	33 <sup>5</sup> / <sub>8</sub> "	1 <sup>1</sup> / <sub>4</sub> "	42"	<b>YEPTSSFEX4227L( )</b>	755.	907.	1,041.	1,718.
	For use with 30"D Single Sided Tables	36 <sup>5</sup> / <sub>8</sub> "	1 <sup>1</sup> / <sub>4</sub> "	42"	<b>YEPTSSFEX4230L( )</b>	830.	997.	1,146.	1,890.



Telescope End Panels for Single Sided Extended Electric Base, Left Hand, 49"H	For use with 24"D Single Sided Tables	30 <sup>5</sup> / <sub>8</sub> "	1 <sup>1</sup> / <sub>4</sub> "	49"	<b>YEPTSSFEX4924L( )</b>	888.	1,020.	1,171.	1,936.
	For use with 27"D Single Sided Tables	33 <sup>5</sup> / <sub>8</sub> "	1 <sup>1</sup> / <sub>4</sub> "	49"	<b>YEPTSSFEX4927L( )</b>	997.	1,146.	1,318.	2,176.
	For use with 30"D Single Sided Tables	36 <sup>5</sup> / <sub>8</sub> "	1 <sup>1</sup> / <sub>4</sub> "	49"	<b>YEPTSSFEX4930L( )</b>	1,108.	1,274.	1,466.	2,417.



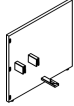
Ordering Information	Order Code	Included With	Options
<b>Telescope End Panels for Single Sided Tables</b> 1. Pattern Number 2. Surface Finish 3. Bracket Paint Finish	<b>Telescope End Panels for Single Sided Tables</b>  <i>Example:</i> <b>YEPTSSFES2830LL, 118, 118T</b>  <b>YEPT</b> Telescope End Panels <b>SSFES</b> Single Sided Extended Electric  <b>28</b> Height <b>30</b> Width <b>L</b> Left Hand <b>L</b> Laminate <b>118</b> Bright White Laminate <b>118T</b> Bright White Paint	<b>Telescope End Panels for Single Sided Tables</b>  Attachment Brackets Hardware	<b>Telescope End Panels for Single Sided Tables</b>  (L) = Laminate (V) = Veneer  End panels specified in patterned or woodgrain laminate, or veneer have vertical grain direction for all sizes.

# Antenna Telescope End Panels

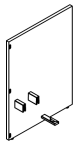
## For Single Sided Extended Electric Bases

### Laminate or Veneer

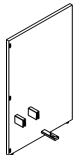
description	type	w	d	h	pattern no.	Laminate (L)	V1 (V)	V2 (V)	V3 (V)
Telescope End Panels for Single Sided Extended Electric Base, Right Hand, Desk Height	For use with 24"D Single Sided Tables	30 <sup>5</sup> / <sub>8</sub> "	1 <sup>1</sup> / <sub>4</sub> "	28 <sup>1</sup> / <sub>2</sub> "	<b>YEPTSSFEX2824R( )</b>	\$340.	\$525.	\$606.	\$998.
	For use with 27"D Single Sided Tables	33 <sup>5</sup> / <sub>8</sub> "	1 <sup>1</sup> / <sub>4</sub> "	28 <sup>1</sup> / <sub>2</sub> "	<b>YEPTSSFEX2827R( )</b>	361.	558.	641.	1,060.
	For use with 30"D Single Sided Tables	36 <sup>5</sup> / <sub>8</sub> "	1 <sup>1</sup> / <sub>4</sub> "	28 <sup>1</sup> / <sub>2</sub> "	<b>YEPTSSFEX2830R( )</b>	381.	590.	678.	1,120.



Telescope End Panels for Single Sided Extended Electric Base, Right Hand, 42"H	For use with 24"D Single Sided Tables	30 <sup>5</sup> / <sub>8</sub> "	1 <sup>1</sup> / <sub>4</sub> "	42"	<b>YEPTSSFEX4224R( )</b>	673.	807.	927.	1,529.
	For use with 27"D Single Sided Tables	33 <sup>5</sup> / <sub>8</sub> "	1 <sup>1</sup> / <sub>4</sub> "	42"	<b>YEPTSSFEX4227R( )</b>	755.	907.	1,041.	1,718.
	For use with 30"D Single Sided Tables	36 <sup>5</sup> / <sub>8</sub> "	1 <sup>1</sup> / <sub>4</sub> "	42"	<b>YEPTSSFEX4230R( )</b>	830.	997.	1,146.	1,890.



Telescope End Panels for Single Sided Extended Electric Base, Right Hand, 49"H	For use with 24"D Single Sided Tables	30 <sup>5</sup> / <sub>8</sub> "	1 <sup>1</sup> / <sub>4</sub> "	49"	<b>YEPTSSFEX4924R( )</b>	888.	1,020.	1,171.	1,936.
	For use with 27"D Single Sided Tables	33 <sup>5</sup> / <sub>8</sub> "	1 <sup>1</sup> / <sub>4</sub> "	49"	<b>YEPTSSFEX4927R( )</b>	997.	1,146.	1,318.	2,176.
	For use with 30"D Single Sided Tables	36 <sup>5</sup> / <sub>8</sub> "	1 <sup>1</sup> / <sub>4</sub> "	49"	<b>YEPTSSFEX4930R( )</b>	1,108.	1,274.	1,466.	2,417.



Antenna Telescope

Ordering Information	Order Code	Included With	Options
<b>Telescope End Panels for Single Sided Tables</b> 1. Pattern Number 2. Surface Finish 3. Bracket Paint Finish	<b>Telescope End Panels for Single Sided Tables</b> <i>Example:</i> <b>YEPTSSFES2830RL, 118, 118T</b> <hr/> <b>YEPT</b> Telescope End Panels <hr/> <b>SSFES</b> Single Sided Extended Electric <hr/> <b>28</b> Height <hr/> <b>30</b> Width <hr/> <b>R</b> Right Hand <hr/> <b>L</b> Laminate <hr/> <b>118</b> Bright White Laminate <hr/> <b>118T</b> Bright White Paint	<b>Telescope End Panels for Single Sided Tables</b> Attachment Brackets Hardware	<b>Telescope End Panels for Single Sided Tables</b> (L) = Laminate (V) = Veneer End panels specified in patterned or woodgrain laminate, or veneer have vertical grain direction for all sizes.

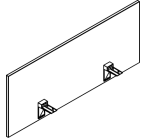
# Desk Screens for Telescope Dual Tables

Antenna Workspaces GSA

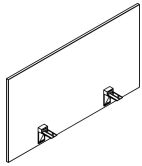
## Fabric

### For 42" and 49" High Horizon

description	w	d	h	pattern no.	10	20	30	40	45
Fabric Screens with Partial Modesty For Telescope Dual Tables, 42"H Horizon	47"	1 1/4"	20"	<b>YPSB2047F( )</b>	\$1,115.	\$1,172.	\$1,229.	\$1,286.	\$1,338.
	53"	1 1/4"	20"	<b>YPSB2053F( )</b>	1,199.	1,259.	1,315.	1,379.	1,438.
	59"	1 1/4"	20"	<b>YPSB2059F( )</b>	1,273.	1,335.	1,400.	1,465.	1,526.
	65"	1 1/4"	20"	<b>YPSB2065FRR</b>	1,330.	1,397.	1,465.	1,530.	1,595.
	71"	1 1/4"	20"	<b>YPSB2071FRR</b>	1,372.	1,439.	1,509.	1,575.	1,646.
	77"	1 1/4"	20"	<b>YPSB2077FRR</b>	1,478.	1,554.	1,629.	1,702.	1,775.
	83"	1 1/4"	20"	<b>YPSB2083FRR</b>	1,599.	1,679.	1,759.	1,839.	1,917.



Fabric Screens with Partial Modesty For Telescope Dual Tables, 49"H Horizon	47"	1 1/4"	26"	<b>YPSB2647F( )</b>	1,304.	1,372.	1,434.	1,501.	1,566.
	53"	1 1/4"	26"	<b>YPSB2653F( )</b>	1,396.	1,467.	1,535.	1,604.	1,676.
	59"	1 1/4"	26"	<b>YPSB2659F( )</b>	1,457.	1,525.	1,599.	1,672.	1,746.
	65"	1 1/4"	26"	<b>YPSB2665FRR</b>	1,518.	1,594.	1,672.	1,749.	1,822.
	71"	1 1/4"	26"	<b>YPSB2671FRR</b>	1,584.	1,662.	1,746.	1,822.	1,903.
	77"	1 1/4"	26"	<b>YPSB2677FRR</b>	1,711.	1,798.	1,882.	1,968.	2,054.
	83"	1 1/4"	26"	<b>YPSB2683FRR</b>	1,848.	1,943.	2,034.	2,126.	2,221.



#### Ordering Information

##### Desk Screens

1. Pattern Number
2. Inside Fabric Finish
3. Outside Fabric Finish
4. Frame Paint Finish
5. Bracket Paint Finish

#### Order Code

##### Desk Screens

*Example:* **YPSB2047F, W1077, 118T**

<b>YPSB</b>	Desk Screen
<b>20</b>	Height
<b>47</b>	Width
<b>F</b>	Fabric
<b>W1077</b>	Element
<b>W1077</b>	Element
<b>118T</b>	Bright White Paint
<b>118T</b>	Bright White Paint

#### Included With

##### Desk Screens

Brackets  
Hardware

#### Options

##### Desk Screens

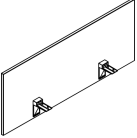
The price of screens specified with a combination of fabrics is the higher of the two fabric grades.

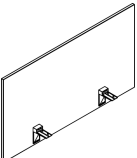
(RR) Fabric is applied railroaded.

# Desk Screens for Telescope Dual Tables

## Laminate, Markerboard or Veneer

### For 42" and 49" High Horizon

description	w	d	h	pattern no.	Laminate (L)	Laminate (LM)	V1 (V)	V2 (V)	V3 (V)
Screens with Partial Modesty For Telescope Dual Tables, 42"H Horizon	47"	3/4"	20"	<b>YPSB2047()</b>	\$551.	\$851.	\$851.	\$980.	\$1,270.
	53"	3/4"	20"	<b>YPSB2053()</b>	562.	880.	880.	1,015.	1,315.
	59"	3/4"	20"	<b>YPSB2059()</b>	570.	951.	951.	1,097.	1,428.
	65"	3/4"	20"	<b>YPSB2065()</b>	579.	996.	996.	1,145.	1,488.
	71"	3/4"	20"	<b>YPSB2071()</b>	588.	1,029.	1,029.	1,183.	1,535.
	77"	3/4"	20"	<b>YPSB2077()</b>	648.	1,079.	1,079.	1,241.	1,614.
	83"	3/4"	20"	<b>YPSB2083()</b>	713.	1,133.	1,133.	1,303.	1,695.

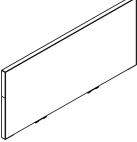
Screens with Partial Modesty For Telescope Dual Tables, 49"H Horizon	47"	3/4"	26"	<b>YPSB2647()</b>	551.	990.	990.	1,136.	1,477.
	53"	3/4"	26"	<b>YPSB2653()</b>	562.	1,030.	1,030.	1,183.	1,537.
	59"	3/4"	26"	<b>YPSB2659()</b>	570.	1,145.	1,145.	1,315.	1,710.
	65"	3/4"	26"	<b>YPSB2665()</b>	579.	1,187.	1,187.	1,364.	1,774.
	71"	3/4"	26"	<b>YPSB2671()</b>	742.	1,229.	1,229.	1,411.	1,835.
	77"	3/4"	26"	<b>YPSB2677()</b>	815.	1,290.	1,290.	1,482.	1,925.
	83"	3/4"	26"	<b>YPSB2683()</b>	898.	1,356.	1,356.	1,559.	2,023.

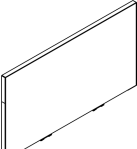
Ordering Information	Order Code	Included With	Options
<b>Desk Screens</b>	<b>Desk Screens</b>	<b>Desk Screens</b>	Desk Screens
1. Pattern Number	<i>Example:</i> <b>YPSB2047V, 006B,</b>	Brackets	Finish Options:
2. Inside Fabric Finish	<b>118T</b>	Hardware	(L) = Laminate
3. Outside Fabric Finish	<b>YPSB</b> Desk Screen		(LM) = Markerboard
4. Frame Paint Finish	<b>20</b> Height		(V) = Veneer
5. Bracket Paint Finish	<b>47</b> Width		
	<b>V</b> Veneer		
	<b>006B</b> Maple		
	<b>118T</b> Bright White Paint		

# Center Screens for Telescope Dual Tables

## Fabric

### For 42" High Horizon

description	w	d	h	pattern no.	10	20	30	40	45
Fabric Screens For Telescope Dual Table Beam, Standard Height Range, 42" High Horizon 	48"	1 1/4"	22"	<b>YPSCT2248F( )</b>	\$1,298.	\$1,363.	\$1,428.	\$1,492.	\$1,559.
	54"	1 1/4"	22"	<b>YPSCT2254F( )</b>	1,322.	1,386.	1,451.	1,517.	1,582.
	60"	1 1/4"	22"	<b>YPSCT2260F( )</b>	1,349.	1,417.	1,486.	1,553.	1,619.
	66"	1 1/4"	22"	<b>YPSCT2266FRR</b>	1,621.	1,703.	1,781.	1,863.	1,948.
	72"	1 1/4"	22"	<b>YPSCT2272FRR</b>	1,688.	1,773.	1,857.	1,943.	2,025.
	78"	1 1/4"	22"	<b>YPSCT2278FRR</b>	1,753.	1,841.	1,926.	2,016.	2,103.
	84"	1 1/4"	22"	<b>YPSCT2284FRR</b>	1,835.	1,925.	2,020.	2,111.	2,203.

Fabric Screens For Telescope Dual Table Beam, Extended Height Range, 42" High Horizon 	48"	1 1/4"	26"	<b>YPSCT2648F( )</b>	1,374.	1,442.	1,510.	1,578.	1,648.
	54"	1 1/4"	26"	<b>YPSCT2654F( )</b>	1,396.	1,467.	1,537.	1,607.	1,676.
	60"	1 1/4"	26"	<b>YPSCT2660F( )</b>	1,434.	1,506.	1,577.	1,649.	1,720.
	66"	1 1/4"	26"	<b>YPSCT2666FRR</b>	1,635.	1,717.	1,798.	1,880.	1,962.
	72"	1 1/4"	26"	<b>YPSCT2672FRR</b>	1,744.	1,830.	1,917.	2,005.	2,093.
	78"	1 1/4"	26"	<b>YPSCT2678FRR</b>	1,825.	1,917.	2,010.	2,101.	2,191.
	84"	1 1/4"	26"	<b>YPSCT2684FRR</b>	1,945.	2,042.	2,140.	2,236.	2,332.

#### Ordering Information

##### Center Screens

1. Pattern Number
2. Inside Fabric Finish
3. Outside Fabric Finish
4. Frame Paint Finish

#### Order Code

##### Center Screens

*Example:* **YPSCT2248F, W1077, W1077, 118T**

<b>YPSCT</b>	Telescope Center Screen
<b>22</b>	Height
<b>48</b>	Width
<b>F</b>	Fabric
<b>W1077</b>	Element
<b>W1077</b>	Element
<b>118T</b>	Bright White Paint
<b>118T</b>	Bright White Paint

#### Included With

##### Center Screens

Brackets  
Hardware

#### Options

##### Center Screens

The price of screens specified with a combination of fabrics is the higher of the two fabric grades.

(RR) Fabric is applied railroaded



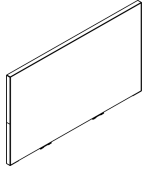
# Center Screens for Telescope Dual Tables

Antenna Workspaces GSA

## Fabric

### For 49" High Horizon

description	w	d	h	pattern no.	10	20	30	40	45
Fabric Screens For Telescope Dual Table Beam, Standard Height Range, 49" High Horizon	48"	1 1/4"	29"	<b>YPSCT2948F( )</b>	\$1,382.	\$1,452.	\$1,521.	\$1,589.	\$1,662.
	54"	1 1/4"	29"	<b>YPSCT2954F( )</b>	1,445.	1,516.	1,588.	1,662.	1,735.
	60"	1 1/4"	29"	<b>YPSCT2960F( )</b>	1,451.	1,525.	1,599.	1,669.	1,744.
	66"	1 1/4"	29"	<b>YPSCT2966FRR</b>	1,715.	1,800.	1,886.	1,972.	2,056.
	72"	1 1/4"	29"	<b>YPSCT2972FRR</b>	1,753.	1,841.	1,926.	2,016.	2,103.
	78"	1 1/4"	29"	<b>YPSCT2978FRR</b>	1,916.	2,012.	2,108.	2,203.	2,298.
	84"	1 1/4"	29"	<b>YPSCT2984FRR</b>	1,966.	2,063.	2,164.	2,260.	2,363.



Antenna Telescope

#### Ordering Information

##### Center Screens

1. Pattern Number
2. Inside Fabric Finish
3. Outside Fabric Finish
4. Frame Paint Finish

#### Order Code

##### Center Screens

*Example:* **YPSCT2248F, W1077, W1077, 118T**

<b>YPSCT</b>	Telescope Center Screen
<b>22</b>	Height
<b>48</b>	Width
<b>F</b>	Fabric
<b>W1077</b>	Element
<b>W1077</b>	Element
<b>118T</b>	Bright White Paint
<b>118T</b>	Bright White Paint

#### Included With

##### Desk Screens

Brackets  
Hardware


#### Options

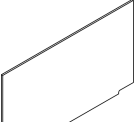
##### Center Screens

The price of screens specified with a combination of fabrics is the higher of the two fabric grades.

(RR) Fabric is applied railroaded

Center Screens for Telescope Dual Tables  
*Laminate, Markerboard, Veneer or Glass*  
 For 42" High Horizon

description	w	d	h	pattern no.	Lam. (L)	Markerboard (LM)	V1 (V)	V2 (V)	V3 (V)	Clear Glass (GTEMP)	Powder Glass (GGL13)	Grey Tinted Glass (GGL35)
Screens For Telescope Dual Table Beam, Standard Height Range, 42" High Horizon  	48"	1/2"	22"	<b>YPSCT2248()</b>	\$644.	\$1,061.	\$1,235.	\$1,607.	\$2,249.	\$1,312.	\$1,889.	\$2,418.
	54"	1/2"	22"	<b>YPSCT2254()</b>	664.	1,098.	1,265.	1,644.	2,299.	1,417.	2,068.	2,653.
	60"	1/2"	22"	<b>YPSCT2260()</b>	719.	1,186.	1,312.	1,706.	2,389.	1,513.	2,236.	2,916.
	66"	1/2"	22"	<b>YPSCT2266()</b>	741.	1,221.	1,347.	1,752.	2,451.	1,618.	2,418.	3,125.
	72"	1/2"	22"	<b>YPSCT2272()</b>	764.	1,262.	1,375.	1,787.	2,504.	1,722.	2,590.	3,403.
	78"	1/2"	22"	<b>YPSCT2278()</b>	784.	1,293.	1,423.	1,850.	2,592.	1,826.	2,765.	3,592.
	84"	1/2"	22"	<b>YPSCT2284()</b>	790.	1,302.	1,431.	1,859.	2,604.	1,931.	2,945.	3,826.

Screens For Telescope Dual Table Beam, Extended Height Range, 42" High Horizon  	48"	1/2"	26"	<b>YPSCT2648()</b>	663.	1,097.	1,292.	1,680.	2,352.	1,431.	2,105.	2,713.
	54"	1/2"	26"	<b>YPSCT2654()</b>	686.	1,134.	1,327.	1,724.	2,415.	1,542.	2,306.	2,984.
	60"	1/2"	26"	<b>YPSCT2660()</b>	743.	1,227.	1,362.	1,770.	2,478.	1,661.	2,507.	3,257.
	66"	1/2"	26"	<b>YPSCT2666()</b>	768.	1,267.	1,417.	1,843.	2,578.	1,777.	2,708.	3,528.
	72"	1/2"	26"	<b>YPSCT2672()</b>	792.	1,306.	1,451.	1,888.	2,641.	1,895.	2,916.	3,806.
	78"	1/2"	26"	<b>YPSCT2678()</b>	817.	1,347.	1,506.	1,960.	2,744.	2,015.	3,112.	4,075.
	84"	1/2"	26"	<b>YPSCT2684()</b>	841.	1,386.	1,542.	2,005.	2,805.	2,125.	3,313.	4,341.

**Order Information**

**Center Screens**

1. Pattern Number
2. Surface Finish
3. Bracket Paint Finish

**Order Code**

**Center Screens**

*Example:* **YPSCT2248L, 118 118T**  
**YPSCT** Telescope Center Screen  
**22** Height  
**48** Width  
**L** Laminate  
**118** Bright White  
**118T** Bright White Paint

**Included With**

**Center Screens**

Brackets  
Hardware

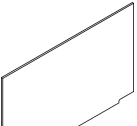
**Options**


**Center Screens  
Finish Options**

(L) = Laminate  
 (LM) = Markerboard  
 (V) = Veneer  
 (GTEMP) = Clear Glass  
 (GGL13) = Powder Glass  
 (GGL35) = Grey Tinted Glass

All Telescope center screens will have grain direction running horizontally.

Center Screens for Telescope Dual Tables  
 Laminate, Markerboard, Veneer or Glass  
 For 49" High Horizon

description	w	d	h	pattern no.	Lam. (L)	Markerboard (LM)	V1 (V)	V2 (V)	V3 (V)	Clear Glass (GTEMP)	Powder Glass (GGL13)	Grey Tinted Glass (GGL35)
Screens For Telescope Dual Table Beam, Standard Height Range, 49" High Horizon  	48"	1/2"	29"	<b>YPSCT2948( )</b>	\$674.	\$1,110.	\$1,305.	\$1,697.	\$2,377.	\$1,487.	\$2,217.	\$2,863.
	54"	1/2"	29"	<b>YPSCT2954( )</b>	698.	1,149.	1,347.	1,752.	2,451.	1,610.	2,431.	3,153.
	60"	1/2"	29"	<b>YPSCT2960( )</b>	754.	1,243.	1,381.	1,797.	2,516.	1,730.	2,639.	3,437.
	66"	1/2"	29"	<b>YPSCT2966( )</b>	779.	1,288.	1,438.	1,869.	2,617.	1,853.	2,853.	3,729.
	72"	1/2"	29"	<b>YPSCT2972( )</b>	805.	1,327.	1,478.	1,923.	2,693.	1,978.	3,069.	4,013.
	78"	1/2"	29"	<b>YPSCT2978( )</b>	829.	1,368.	1,536.	1,995.	2,793.	2,097.	3,285.	4,306.
	84"	1/2"	29"	<b>YPSCT2984( )</b>	855.	1,409.	1,571.	2,040.	2,856.	2,223.	3,500.	4,598.

Screens For Telescope Dual Table Beam, Extended Height Range, 49" High Horizon  	48"	1/2"	33"	<b>YPSCT3348( )</b>	691.	1,141.	1,362.	1,770.	2,478.	1,633.	2,488.	3,238.
	54"	1/2"	33"	<b>YPSCT3354( )</b>	720.	1,188.	1,417.	1,843.	2,578.	1,772.	2,737.	3,578.
	60"	1/2"	33"	<b>YPSCT3360( )</b>	779.	1,288.	1,459.	1,895.	2,654.	1,910.	2,979.	3,909.
	66"	1/2"	33"	<b>YPSCT3366( )</b>	808.	1,333.	1,519.	1,977.	2,768.	2,048.	3,223.	4,237.
	72"	1/2"	33"	<b>YPSCT3372( )</b>	835.	1,377.	1,563.	2,032.	2,844.	2,188.	3,474.	4,570.
	78"	1/2"	33"	<b>YPSCT3378( )</b>	862.	1,423.	1,626.	2,113.	2,957.	2,326.	3,715.	4,896.
	84"	1/2"	33"	<b>YPSCT3384( )</b>	890.	1,467.	1,667.	2,166.	3,034.	2,464.	3,960.	5,237.

Antenna Telescope

**Order Information**

**Center Screens**

1. Pattern Number
2. Surface Finish
3. Bracket Paint Finish

**Order Code**

**Center Screens**

*Example:* **YPSCT2248L, 118 118T**  
**YPSCT** Telescope Center Screen  
**22** Height  
**48** Width  
**L** Laminate  
**118** Bright White  
**118T** Bright White Paint

**Included With**

**Center Screens**

Brackets  
Hardware

**Options**

**Center Screens  
Finish Options**

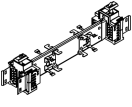
(L) = Laminate  
 (LM) = Markerboard  
 (V) = Veneer  
 (GTEMP) = Clear Glass  
 (GGL13) = Powder Glass  
 (GGL35) = Grey Tinted Glass

All Telescope center screens will have grain direction running horizontally.


# Telescope Power and Cable Management


## *Electrical Components for Telescope Dual Tables*


### *2 + 2, 3 + 3 and 4-4-2 Electrical Systems*

description	type	w	d	h	pattern no.	list
 Power Harnesses	2+2, (2) Duplex Outlets per Side	12"	2"	2"	<b>YRPHE12</b>	\$268.
	2+2, (4) Duplex Outlets per Side	24"	2"	2"	<b>YRPHE24</b>	484.
	3+3, (2) Duplex Outlets per Side	12"	2"	2"	<b>YRPHT12</b>	303.
	3+3, (4) Duplex Outlets per Side	24"	2"	2"	<b>YRPHT24</b>	584.
	4-4-2, (2) Duplex Outlets per Side	12"	2"	2"	<b>YRPHX12</b>	318.
	4-4-2, (4) Duplex Outlets per Side	24"	2"	2"	<b>YRPHX24</b>	611.

Communications Mounting Box	Below Desk or Big Table				<b>YR1CMB</b>	60.
-----------------------------	-------------------------	--	--	--	---------------	-----



 Duplex Receptacles	Circuit A	1 1/2"	1"	4 1/2"	<b>YR1DA</b>	61.
	Circuit B	1 1/2"	1"	4 1/2"	<b>YR1DB</b>	61.
	Circuit C	1 1/2"	1"	4 1/2"	<b>YR1DC</b>	61.
	Circuit X	1 1/2"	1"	4 1/2"	<b>YR1DX</b>	61.
	Circuit X, black with orange triangle	1 1/2"	1"	4 1/2"	<b>YR1DXT</b>	61.
	Circuit X, orange with black triangle	1 1/2"	1"	4 1/2"	<b>YR1DXO</b>	61.
	Circuit Y	1 1/2"	1"	4 1/2"	<b>YR1DY</b>	61.
	Circuit Y, black with orange triangle	1 1/2"	1"	4 1/2"	<b>YR1DYT</b>	61.
	Circuit Y, orange with black triangle	1 1/2"	1"	4 1/2"	<b>YR1DYO</b>	61.
	Circuit Z	1 1/2"	1"	4 1/2"	<b>YR1DZ</b>	61.
	Circuit Z, black with orange triangle	1 1/2"	1"	4 1/2"	<b>YR1DZT</b>	61.
	Circuit Z, orange with black triangle	1 1/2"	1"	4 1/2"	<b>YR1DZO</b>	61.


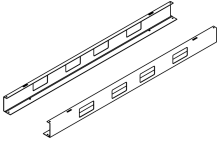


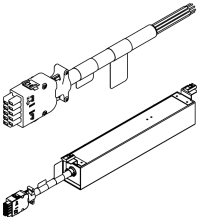
 Duplex Receptacles for 4-4-2	Circuit 1	1 1/2"	1"	4 1/2"	<b>YR1D1</b>	66.
	Circuit 1, with controlled symbol	1 1/2"	1"	4 1/2"	<b>YR1D1C</b>	66.
	Circuit 2	1 1/2"	1"	4 1/2"	<b>YR1D2</b>	66.
	Circuit 2, with controlled symbol	1 1/2"	1"	4 1/2"	<b>YR1D2C</b>	66.
	Circuit 3	1 1/2"	1"	4 1/2"	<b>YR1D3</b>	66.
	Circuit 3, orange with black triangle	1 1/2"	1"	4 1/2"	<b>YR1D3O</b>	66.
	Circuit 3, with controlled symbol	1 1/2"	1"	4 1/2"	<b>YR1D3C</b>	66.
	Circuit 4	1 1/2"	1"	4 1/2"	<b>YR1D4</b>	66.
	Circuit 4, orange with black triangle	1 1/2"	1"	4 1/2"	<b>YR1XD4O</b>	71.
	Circuit 4, with controlled symbol	1 1/2"	1"	4 1/2"	<b>YR1D4C</b>	66.

Ordering Information	Order Code	Included With	
<b>Electrical Components</b> 1. Pattern Number	<b>Electrical Components</b> <i>Example:</i> <b>YRPHT12</b>	<b>Power Harness</b> Center Beam Attachment	<b>Electrical Components</b> <b>Duplex Outlets</b> 111 = Jet Black 118 = Bright White
<b>Mounting Brackets</b> 1. Pattern Number 2. Paint Finish	<b>YRPHT</b> Power Harness <b>12</b> Width	<b>Mounting Brackets</b> Attachment Hardware	Suffix <b>C</b> = Controlled circuit symbol Suffix <b>O</b> = Orange outlet with black triangle Suffix <b>T</b> = Black outlet with orange triangle
<b>Raceway Covers/End Caps</b> 1. Pattern Number 2. Paint Finish	<b>Raceway Covers</b> <i>Example:</i> <b>YRC18D, 118T</b> <b>YRC</b> Raceway Covers <b>18</b> Width	<b>Communication Mounting Box</b> Attachment Hardware	
<b>Communication Mounting Box</b> 1. Pattern Number 2. Paint Finish	<b>D</b> Outlets Both Sides <b>118T</b> Bright White Paint		

# Telescope Power and Cable Management

## *Electrical Components for Telescope Dual Tables*

### *2 + 2, 3 + 3 and 4-4-2 Electrical Systems*

description	type	w	d	h	pattern no.	list
Outlet Fillers	Package of 10	1 1/4"	1/4"	2 1/2"	<b>YROF</b>	\$54.
						
Raceway Covers (pair)	For 12" wide power harness, outlets both sides	18"	3"	3"	<b>YR1C18D</b>	144.
	For 12" wide power harness, outlets one side	18"	3"	3"	<b>YR1C18S</b>	144.
	For 24" wide power harness, outlets both sides	30"	3"	3"	<b>YR1C30D</b>	173.
	For 24" wide power harness, outlets one side	30"	3"	3"	<b>YR1C30S</b>	173.
 <p>(shown 30")</p>						
Raceway End Cap	Package of 2	3/8"	3"	3"	<b>YRCE</b>	24.
						
Covers for Exposed End of Power Harness	Package of 10	1"	1"	2"	<b>YR1CP</b>	272.
						
Infeeds	2+2 Hardwire Infeed for New York City	85"	2 1/8"	2 3/8"	<b>YR1EPNY</b>	650.
	2+2 Modular Base Infeed	85"	2 1/8"	2 3/8"	<b>YR1EDPI</b>	296.
	3+3 Hardwire Infeed for New York City	85"	2 1/8"	2 3/8"	<b>YR1TPNY</b>	683.
	3+3 Modular Base Infeed	85"	2 1/8"	2 3/8"	<b>YR1TDPI</b>	342.
	4-4-2 Hardwire Infeed for New York City	85"	2 1/8"	2 3/8"	<b>YR1XPNY</b>	720.
	4-4-2 Modular Base Infeed	85"	2 1/8"	2 3/8"	<b>YR1XDPI</b>	356.
						

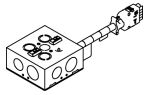
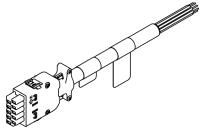
Ordering Information	Order Code	Included With	
<b>Electrical Components</b>	<b>Electrical Components</b>	<b>Power Harness</b>	<b>Electrical Components</b>
1. Pattern Number	<i>Example:</i> <b>YRPHT12</b>	Center Beam Attachment	<b>Duplex Outlets</b>
<b>Mounting Brackets</b>	<b>YRPHT</b> Power Harness	<b>Mounting Brackets</b>	111 = Jet Black
1. Pattern Number	<b>12</b> Width	Attachment Hardware	118 = Bright White
2. Paint Finish	<b>Raceway Covers</b>	<b>Communication Mounting Box</b>	Suffix <b>C</b> = Controlled circuit symbol
<b>Raceway Covers/End Caps</b>	<i>Example:</i> <b>YRC18D, 118T</b>	Attachment Hardware	Suffix <b>O</b> = Orange outlet with black triangle
1. Pattern Number	<b>YRC</b> Raceway Covers		Suffix <b>T</b> = Black outlet with orange triangle
2. Paint Finish	<b>18</b> Width		
<b>Communication Mounting Box</b>	<b>D</b> Outlets Both Sides		
1. Pattern Number	<b>118T</b> Bright White Paint		
2. Paint Finish			

# Telescope Power and Cable Management

## *Electrical Components for Telescope Dual Tables*

### *2 + 2, 3 + 3 and 4-4-2 Electrical Systems*

description	type	w	d	h	pattern no.	list
Ceiling infeed passing through Interpole to Antenna desk, Big Table or Fence	2+2				<b>YR1EPIC12</b>	\$646.
	2+2				<b>YR1EPIC20</b>	1,173.
	3+3				<b>YR1TPIC12</b>	698.
	3+3				<b>YR1TPIC20</b>	1,231.
	4-4-2				<b>YR1XPIC12</b>	734.
	4-4-2				<b>YR1XPIC20</b>	1,292.
Compact Infeeds	2+2 Hardwire Infeed for New York City				<b>YR1ECNY</b>	524.
	3+3 Hardwire Infeed for New York City				<b>YR1TCNY</b>	544.
	4-4-2 Hardwire Infeed for New York City				<b>YR1XCNY</b>	585.

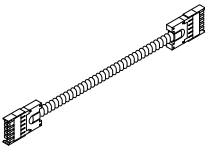


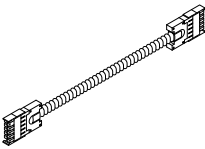
Ordering Information	Order Code	Included With	
<b>Electrical Components</b>	<b>Electrical Components</b>	<b>Power Harness</b>	<b>Electrical Components</b>
1. Pattern Number	<i>Example:</i> <b>YRPHT12</b>	Center Beam Attachment	<b>Duplex Outlets</b>
<b>Mounting Brackets</b>	<b>YRPHT</b> Power Harness	<b>Mounting Brackets</b>	111 = Jet Black
1. Pattern Number	<b>12</b> Width	Attachment Hardware	118 = Bright White
2. Paint Finish	<b>Raceway Covers</b>	<b>Communication Mounting Box</b>	Suffix <b>C</b> = Controlled circuit symbol
<b>Raceway Covers/End Caps</b>	<i>Example:</i> <b>YRC18D, 118T</b>	Attachment Hardware	Suffix <b>O</b> = Orange outlet with black triangle
1. Pattern Number	<b>YRC</b> Raceway Covers		Suffix <b>T</b> = Black outlet with orange triangle
2. Paint Finish	<b>18</b> Width		
<b>Communication Mounting Box</b>	<b>D</b> Outlets Both Sides		
1. Pattern Number	<b>118T</b> Bright White Paint		
2. Paint Finish			

# Telescope Power and Cable Management

## *Electrical Components for Telescope Dual Tables*

### *2 + 2, 3 + 3 and 4-4-2 Electrical Systems*

description	type	w	d	h	pattern no.	list
 Jumper Cable, 2+2	For 12" between power harnesses	12"	1"	1"	YR1EJ12	\$156.
	For 18" between power harnesses	18"	1"	1"	YR1EJ18	167.
	For 24" between power harnesses	24"	1"	1"	YR1EJ24	178.
	For 30" between power harnesses	30"	1"	1"	YR1EJ30	190.
	For 36" between power harnesses	36"	1"	1"	YR1EJ36	201.
	For 42" between power harnesses	42"	1"	1"	YR1EJ42	220.
	For 48" between power harnesses	48"	1"	1"	YR1EJ48	232.
	For 54" between power harnesses	54"	1"	1"	YR1EJ54	241.
	For 60" between power harnesses	60"	1"	1"	YR1EJ60	257.
	For 66" between power harnesses	66"	1"	1"	YR1EJ66	268.
For 72" between power harnesses	72"	1"	1"	YR1EJ72	280.	

 Jumper Cable, 3+3	For 12" between power harnesses	12"	1"	1"	YR1TJ12	201.
	For 18" between power harnesses	18"	1"	1"	YR1TJ18	217.
	For 24" between power harnesses	24"	1"	1"	YR1TJ24	232.
	For 30" between power harnesses	30"	1"	1"	YR1TJ30	246.
	For 36" between power harnesses	36"	1"	1"	YR1TJ36	263.
	For 42" between power harnesses	42"	1"	1"	YR1TJ42	287.
	For 48" between power harnesses	48"	1"	1"	YR1TJ48	300.
	For 54" between power harnesses	54"	1"	1"	YR1TJ54	310.
	For 60" between power harnesses	60"	1"	1"	YR1TJ60	334.
	For 66" between power harnesses	66"	1"	1"	YR1TJ66	346.
	For adjacent power harnesses	7"	1"	1"	YR1TJ7	267.
	For 72" between power harnesses	72"	1"	1"	YR1TJ72	362.

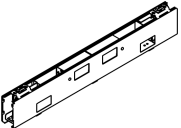
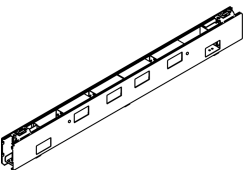


Ordering Information	Order Code	Included With	Options
<b>Electrical Components</b> 1. Pattern Number	<b>Electrical Components</b> <i>Example:</i> YRPHT12	<b>Power Harness</b> Center Beam Attachment	<b>Electrical Components</b>
<b>Mounting Brackets</b> 1. Pattern Number 2. Paint Finish	<b>YRPHT</b> Power Harness <b>12</b> Width	<b>Mounting Brackets</b> Attachment Hardware	
<b>Raceway Covers/End Caps</b> 1. Pattern Number 2. Paint Finish	<b>Raceway Covers</b> <i>Example:</i> YRC18D, 118T <b>YRC</b> Raceway Covers <b>18</b> Width	<b>Communication Mounting Box</b> Attachment Hardware	
<b>Communication Mounting Box</b> 1. Pattern Number 2. Paint Finish	<b>D</b> Outlets Both Sides <b>118T</b> Bright White Paint		

# Telescope Power and Cable Management

## Hardwire Raceway

### For Antenna Telescope

Antenna Workspaces GSA

description	type	w	d	h	pattern no.	list
Dual Hardwire Raceway, 30"	(2) Duplex cutouts per side (2) Data cutouts per side	30"	2"	4"	<b>YR1H30D</b>	\$1,279.
						
Dual Hardwire Raceway, 42"	(4) Duplex cutouts per side (2) Data cutouts per side	42"	2"	4"	<b>YR1H424D</b>	1,771.
						
Flat end cover					<b>YR1HFE</b>	178.
						
Extended end cover					<b>YR1HEE</b>	43.
						

#### Ordering Information

#### Hardwire Raceway

1. Pattern Number

#### Order Code

#### Hardwire Raceway

*Example:* **YR1H30D**

**YR1** Antenna

**H** Hardwire

**30** Width

**D** 2 Data knockouts



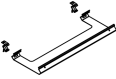




#### Included With

#### Options



# Telescope Power and Cable Management

## Power Strip, Cleat Plate and Cleat Plate Cover

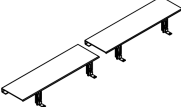
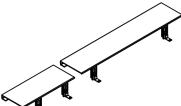
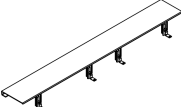
description	type	w	d	h	pattern no.	list
 Power Strip	For Telescope Dual Table, 4 Outlets	12"	1 1/2"	1 1/2"	<b>YR1TPS12</b>	\$505.
	For Telescope Dual Table, 8 Outlets	24"	1 1/2"	1 1/2"	<b>YR1TPS24</b>	535.
 Cleat Plate	For Telescope Dual Table	25"	3 3/4"	2 1/4"	<b>YR1TCP</b>	167.
 Cleat Plate Cover	For 48", 54" and 60"W Telescope 120 Degree Tables	19 1/2"	10 1/2"	2 1/8"	<b>YR1TCPC20</b>	164.
	For 48"W Telescope Dual Table	27 1/2"	10 1/2"	2 1/8"	<b>YR1TCPC28</b>	164.
	For 54" - 84"W Telescope Dual Tables	30"	10 1/2"	2 1/8"	<b>YR1TCPC30</b>	164.
 Z-Manager	For Telescope Extended Electric Height Range				<b>YR1TZEX</b>	213.
	For Telescope Standard Electric Height Range				<b>YR1TZES</b>	205.
 Telescope Communications Mounting Plate	For Telescope Dual Table	4 3/4"	1 1/2"	2 3/4"	<b>YR1TCMP</b>	144.
 Telescope Vertical Wire Manager	For Telescope Extended Electric Height Range				<b>YR1VWM313</b>	503.
	For Telescope Standard Electric Height Range				<b>YR1VWM318</b>	509.
 Telescope Y-base Vertical Wire Manager	For Telescope Y-base Tables	3/4"	3/4"	19 1/2"	<b>YR1TYVWM</b>	43.

Antenna Telescope

Ordering Information	Order Code	Included With	Options
<b>Telescope Power Strip</b> 1. Pattern Number 2. Bracket Paint Finish	<b>Telescope Power Strip</b>  <i>Example:</i> <b>YR1TPS24, 118T</b> <b>YR1TPS</b> Telescope Power Strip <b>24</b> Width <b>118T</b> Bright White Textured Paint	<b>Telescope Power Strip</b>  Brackets Attachment Hardware  <b>Cleat Plate</b>  Wood Screws  <b>Data Tray Cover</b>  Pair of covers for one workstation Attachment Hardware	<b>Telescope Power Strip</b>
<b>Cleat Plate</b> 1. Pattern Number			
<b>Cleat Plate Cover</b> 1. Pattern Number 2. Paint Finish			

# Telescope Power and Cable Management

## Data Tray Covers



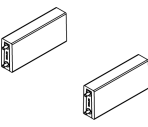



description	type	w	d	h	pattern no.	list
Telescope Data Tray Covers (pair), with centered cutout for Z-Manager 	For use with Telescope Utility Tray	48"	5 1/4"	3/4"	<b>YR1TTC48</b>	\$568.
	For use with Telescope Utility Tray	54"	5 1/4"	3/4"	<b>YR1TTC54</b>	582.
	For use with Telescope Utility Tray	60"	5 1/4"	3/4"	<b>YR1TTC60</b>	589.
	For use with Telescope Utility Tray	66"	5 1/4"	3/4"	<b>YR1TTC66</b>	604.
	For use with Telescope Utility Tray	72"	5 1/4"	3/4"	<b>YR1TTC72</b>	610.
	For use with Telescope Utility Tray	78"	5 1/4"	3/4"	<b>YR1TTC78</b>	625.
	For use with Telescope Utility Tray	84"	5 1/4"	3/4"	<b>YR1TTC84</b>	638.
Telescope Data Tray Covers (pair), with offset cutout for Z-Manager 	For use with Telescope Utility Tray	48"	5 1/4"	3/4"	<b>YR1TTCA48</b>	568.
	For use with Telescope Utility Tray	54"	5 1/4"	3/4"	<b>YR1TTCA54</b>	582.
	For use with Telescope Utility Tray	60"	5 1/4"	3/4"	<b>YR1TTCA60</b>	589.
	For use with Telescope Utility Tray	66"	5 1/4"	3/4"	<b>YR1TTCA66</b>	604.
	For use with Telescope Utility Tray	72"	5 1/4"	3/4"	<b>YR1TTCA72</b>	610.
	For use with Telescope Utility Tray	78"	5 1/4"	3/4"	<b>YR1TTCA78</b>	625.
	For use with Telescope Utility Tray	84"	5 1/4"	3/4"	<b>YR1TTCA84</b>	638.
Telescope Full Width Tray Covers, no cutout for Z-Manager 	For use with Telescope Utility Tray	48"	5 1/4"	3/4"	<b>YR1TTCF48</b>	568.
	For use with Telescope Utility Tray	54"	5 1/4"	3/4"	<b>YR1TTCF54</b>	582.
	For use with Telescope Utility Tray	60"	5 1/4"	3/4"	<b>YR1TTCF60</b>	589.

Ordering Information	Order Code	Included With	Options
<b>Telescope Power Strip</b> 1. Pattern Number 2. Bracket Paint Finish  <b>Cleat Plate</b> 1. Pattern Number  <b>Cleat Plate Cover</b> 1. Pattern Number 2. Paint Finish	<b>Telescope Power Strip</b>  <i>Example:</i> <b>YR1TPS24, 118T</b> <b>YR1TPS</b> Telescope Power Strip <b>24</b> Width <b>118T</b> Bright White Textured Paint	<b>Telescope Power Strip</b>  Brackets Attachment Hardware  <b>Cleat Plate</b>  Wood Screws  <b>Data Tray Cover</b>  Pair of covers for one workstation Attachment Hardware	<b>Telescope Power Strip</b>

# Telescope Accessories

## Telescope Accessories

Antenna Workspaces GSA

description	type	w	d	h	pattern no.	list
Helical Glide Shroud 	For Telescope Dual Table	2 1/3"	2 1/3"	2 3/4"	<b>YBTHS</b>	\$75.
Figure-8 Column Connector (pair) 	For Telescope Dual Table	10 3/5"	2 3/4"	1/8"	<b>YBTF8</b>	173.
Telescope Connection Link Kit 	For Telescope Dual Table	6 1/2"	1 1/8"	3"	<b>YBTCL</b>	168.
Telescope Glass Vertical Alignment Trim 	For use between Telescope 22"High Glass Center Screens	1/4"	1/2"	22"	<b>YPSCTGT22</b>	51.
	For use between Telescope 26"High Glass Center Screens	1/4"	1/2"	26"	<b>YPSCTGT26</b>	59.
	For use between Telescope 29"High Glass Center Screens	1/4"	1/2"	29"	<b>YPSCTGT29</b>	59.
	For use between Telescope 33"High Glass Center Screens	1/4"	1/2"	33"	<b>YPSCTGT33</b>	68.
Telescope Ballast 	For Telescope Fixed Height Dual Tables			13"	<b>YBTKB5</b>	257.
	For Telescope Fixed Height Dual Tables			26"	<b>YBTKB10</b>	366.
Telescope Carpet Grippers 	kit of 4	1 1/2"	1 1/2"	1/2"	<b>YKTCG</b>	22.
Telescope Power Supply, Extra	For Telescope 120 Degree Station		1 1/2"	1 1/2"	<b>YR1TPS</b>	542.

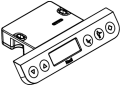
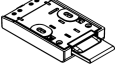
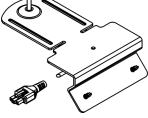
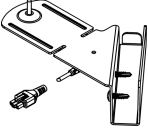
Antenna Telescope

Ordering Information	Order Code	Included With	Options
<b>Helical Glide Shroud</b>	<b>Helical Glide Shroud</b>		
1. Pattern Number	<i>Example:</i> <b>YBTHS</b>		
<b>Figure-8 Column Connector</b>	<b>YBT</b> Antenna Telescope		
1. Top Finish Type	<b>HS</b> Helical Glide Shroud		
2. Paint Finish			

# Telescope Accessories


## Telescope Accessories

Antenna Workspaces GSA

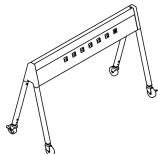
description	type	w	d	h	pattern no.	list
Digital Control Switch 	For Telescope Dual Table				<b>YB2DPD</b>	\$495.
Telescope Toggle Switch 	Grey Toggle Telescope Dual Table	2 1/2"		3/4"	<b>YBTG</b>	368.
	Red Toggle Telescope Dual Table	2 1/2"		3/4"	<b>YBTR</b>	368.
Telescope Worksurface Collision Sensor 	For use on Telescope Dual tables and Y-base tables with rails	4"	6"	1 3/4"	<b>YR1TWCS</b>	270.
Telescope Y-base Worksurface Collision Sensor 	For use on Telescope Y-base tables	4"	7 3/4"	2 1/4"	<b>YR1TYWCS</b>	345.

Ordering Information	Order Code	Included With	Options
<b>Telescope Worksurface Collision Sensor</b> 1. Pattern Number 2. Paint Finish	<b>Telescope Worksurface Collision Sensor</b> <hr/> <i>Example:</i> <b>YR1TWCS</b> <hr/> <b>YR1T</b> Telescope <hr/> <b>WCS</b> Worksurface Collision Sensor <hr/>	<b>Telescope Worksurface Collision Sensor</b> Attachment Hardware	<b>Telescope Worksurface Collision Sensor</b>

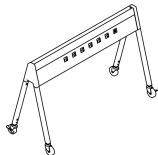
# Independent Horsepower 25" High

description	type	w	d	h	pattern no.	list
Independent Horsepower, 25"H, Non-powered  	Freestanding Horsepower Unit	24"	15"	25"	<b>YHP1K2425NC</b>	\$1,365.
	Freestanding Horsepower Unit	24"	15"	25"	<b>YHP1K2425NG</b>	1,322.
	Freestanding Horsepower Unit	30"	15"	25"	<b>YHP1K3025NC</b>	1,433.
	Freestanding Horsepower Unit	30"	15"	25"	<b>YHP1K3025NG</b>	1,392.
	Freestanding Horsepower Unit	36"	15"	25"	<b>YHP1K3625NC</b>	1,579.
	Freestanding Horsepower Unit	36"	15"	25"	<b>YHP1K3625NG</b>	1,537.
	Freestanding Horsepower Unit	48"	15"	25"	<b>YHP1K4825NC</b>	1,754.
	Freestanding Horsepower Unit	48"	15"	25"	<b>YHP1K4825NG</b>	1,711.

Independent Horsepower with Caster shown

Independent Horsepower, 25"H, Powered one side  	Freestanding Horsepower Unit	24"	15"	25"	<b>YHP1K2425P1C</b>	2,505.
	Freestanding Horsepower Unit	24"	15"	25"	<b>YHP1K2425P1G</b>	2,462.
	Freestanding Horsepower Unit	30"	15"	25"	<b>YHP1K3025P1C</b>	2,762.
	Freestanding Horsepower Unit	30"	15"	25"	<b>YHP1K3025P1G</b>	2,718.
	Freestanding Horsepower Unit	36"	15"	25"	<b>YHP1K3625P1C</b>	2,867.
	Freestanding Horsepower Unit	36"	15"	25"	<b>YHP1K3625P1G</b>	2,825.
	Freestanding Horsepower Unit	48"	15"	25"	<b>YHP1K4825P1C</b>	3,839.
	Freestanding Horsepower Unit	48"	15"	25"	<b>YHP1K4825P1G</b>	3,799.

Independent Horsepower with Caster shown

Independent Horsepower, 25"H, Powered both sides  	Freestanding Horsepower Unit	24"	15"	25"	<b>YHP1K2425P2C</b>	2,989.
	Freestanding Horsepower Unit	24"	15"	25"	<b>YHP1K2425P2G</b>	2,949.
	Freestanding Horsepower Unit	30"	15"	25"	<b>YHP1K3025P2C</b>	3,312.
	Freestanding Horsepower Unit	30"	15"	25"	<b>YHP1K3025P2G</b>	3,269.
	Freestanding Horsepower Unit	36"	15"	25"	<b>YHP1K3625P2C</b>	3,408.
	Freestanding Horsepower Unit	36"	15"	25"	<b>YHP1K3625P2G</b>	3,366.
	Freestanding Horsepower Unit	48"	15"	25"	<b>YHP1K4825P2C</b>	4,522.
	Freestanding Horsepower Unit	48"	15"	25"	<b>YHP1K4825P2G</b>	4,479.

Independent Horsepower with Caster shown

## Ordering Information

### Independent Horsepower

1. Pattern Number
2. Frame Paint Finish
3. Outlet Cover Finish

## Order Code

### Independent Horsepower

*Example:* **YHP1K2425P2C, 118T, 118T**

<b>YHP1K</b>	Independent Horsepower
<b>24</b>	Width
<b>25</b>	Height
<b>P2</b>	Powered Both Sides
<b>C</b>	Casters
<b>118T</b>	Bright White Textured Paint
<b>118T</b>	Bright White Textured Paint

## Included With

### Independent Horsepower

End Legs  
Beam  
Covers  
Plugstrip (if specified with power)  
Leveling Glides or Casters  
Attachment Hardware

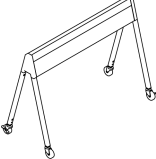
## Options

### Independent Horsepower

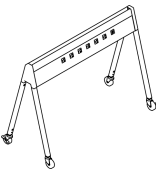
(C) Glides  
(C) Caster

# Independent Horsepower

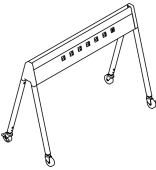
## 28<sup>1</sup>/<sub>2</sub>" High

description	type	w	d	h	pattern no.	list
Independent Horsepower, 28"H, Non-powered 	Freestanding Horsepower Unit	24"	16 <sup>3</sup> / <sub>4</sub> "	28 <sup>1</sup> / <sub>2</sub> "	<b>YHP1K2428NC</b>	\$1,392.
	Freestanding Horsepower Unit	24"	16 <sup>3</sup> / <sub>4</sub> "	28 <sup>1</sup> / <sub>2</sub> "	<b>YHP1K2428NG</b>	1,348.
	Freestanding Horsepower Unit	30"	16 <sup>3</sup> / <sub>4</sub> "	28 <sup>1</sup> / <sub>2</sub> "	<b>YHP1K3028NC</b>	1,462.
	Freestanding Horsepower Unit	30"	16 <sup>3</sup> / <sub>4</sub> "	28 <sup>1</sup> / <sub>2</sub> "	<b>YHP1K3028NG</b>	1,418.
	Freestanding Horsepower Unit	36"	16 <sup>3</sup> / <sub>4</sub> "	28 <sup>1</sup> / <sub>2</sub> "	<b>YHP1K3628NC</b>	1,606.
	Freestanding Horsepower Unit	36"	16 <sup>3</sup> / <sub>4</sub> "	28 <sup>1</sup> / <sub>2</sub> "	<b>YHP1K3628NG</b>	1,566.
	Freestanding Horsepower Unit	48"	16 <sup>3</sup> / <sub>4</sub> "	28 <sup>1</sup> / <sub>2</sub> "	<b>YHP1K4828NC</b>	1,780.
	Freestanding Horsepower Unit	48"	16 <sup>3</sup> / <sub>4</sub> "	28 <sup>1</sup> / <sub>2</sub> "	<b>YHP1K4828NG</b>	1,739.

Independent Horsepower with Caster shown

Independent Horsepower, 28"H, Powered one side 	Freestanding Horsepower Unit	24"	16 <sup>3</sup> / <sub>4</sub> "	28 <sup>1</sup> / <sub>2</sub> "	<b>YHP1K2428P1C</b>	2,531.
	Freestanding Horsepower Unit	24"	16 <sup>3</sup> / <sub>4</sub> "	28 <sup>1</sup> / <sub>2</sub> "	<b>YHP1K2428P1G</b>	2,492.
	Freestanding Horsepower Unit	30"	16 <sup>3</sup> / <sub>4</sub> "	28 <sup>1</sup> / <sub>2</sub> "	<b>YHP1K3028P1C</b>	2,789.
	Freestanding Horsepower Unit	30"	16 <sup>3</sup> / <sub>4</sub> "	28 <sup>1</sup> / <sub>2</sub> "	<b>YHP1K3028P1G</b>	2,749.
	Freestanding Horsepower Unit	36"	16 <sup>3</sup> / <sub>4</sub> "	28 <sup>1</sup> / <sub>2</sub> "	<b>YHP1K3628P1C</b>	2,893.
	Freestanding Horsepower Unit	36"	16 <sup>3</sup> / <sub>4</sub> "	28 <sup>1</sup> / <sub>2</sub> "	<b>YHP1K3628P1G</b>	2,851.
	Freestanding Horsepower Unit	48"	16 <sup>3</sup> / <sub>4</sub> "	28 <sup>1</sup> / <sub>2</sub> "	<b>YHP1K4828P1C</b>	3,869.
	Freestanding Horsepower Unit	48"	16 <sup>3</sup> / <sub>4</sub> "	28 <sup>1</sup> / <sub>2</sub> "	<b>YHP1K4828P1G</b>	3,827.

Independent Horsepower with Caster shown

Independent Horsepower, 28"H, Powered both sides 	Freestanding Horsepower Unit	24"	16 <sup>3</sup> / <sub>4</sub> "	28 <sup>1</sup> / <sub>2</sub> "	<b>YHP1K2428P2C</b>	3,020.
	Freestanding Horsepower Unit	24"	16 <sup>3</sup> / <sub>4</sub> "	28 <sup>1</sup> / <sub>2</sub> "	<b>YHP1K2428P2G</b>	2,977.
	Freestanding Horsepower Unit	30"	16 <sup>3</sup> / <sub>4</sub> "	28 <sup>1</sup> / <sub>2</sub> "	<b>YHP1K3028P2C</b>	3,339.
	Freestanding Horsepower Unit	30"	16 <sup>3</sup> / <sub>4</sub> "	28 <sup>1</sup> / <sub>2</sub> "	<b>YHP1K3028P2G</b>	3,298.
	Freestanding Horsepower Unit	36"	16 <sup>3</sup> / <sub>4</sub> "	28 <sup>1</sup> / <sub>2</sub> "	<b>YHP1K3628P2C</b>	3,437.
	Freestanding Horsepower Unit	36"	16 <sup>3</sup> / <sub>4</sub> "	28 <sup>1</sup> / <sub>2</sub> "	<b>YHP1K3628P2G</b>	3,396.
	Freestanding Horsepower Unit	48"	16 <sup>3</sup> / <sub>4</sub> "	28 <sup>1</sup> / <sub>2</sub> "	<b>YHP1K4828P2C</b>	4,550.
	Freestanding Horsepower Unit	48"	16 <sup>3</sup> / <sub>4</sub> "	28 <sup>1</sup> / <sub>2</sub> "	<b>YHP1K4828P2G</b>	4,509.

Independent Horsepower with Caster shown

Ordering Information	Order Code	Included With	Options
<b>Independent Horsepower</b> 1. Pattern Number 2. Frame Paint Finish 3. Outlet Cover Finish	<b>Independent Horsepower</b> Example: <b>YHP1K2428P2C, 118T, 118T</b> <b>YHP1K</b> Independent Horsepower <b>24</b> Width <b>28</b> Height <b>P2</b> Powered Both Sides <b>C</b> Casters <b>118T</b> Bright White Textured Paint <b>118T</b> Bright White Textured Paint	<b>Independent Horsepower</b> End Legs Beam Covers Plugstrip (if specified with power) Leveling Glides or Casters Attachment Hardware	<b>Independent Horsepower</b> (C) Glides (C) Caster

# Legs for Linked Horsepower 25" and 28<sup>1</sup>/<sub>2</sub>" High

description	type	w	d	h	pattern no.	list
Horsepower End Leg with Glides		15"	1"	25"	<b>YHP1A25G</b>	\$425.
		16 <sup>3</sup> / <sub>4</sub> "	1"	28 <sup>1</sup> / <sub>2</sub> "	<b>YHP1A28G</b>	438.



Horsepower End Leg with Casters		15"	1"	25"	<b>YHP1A25C</b>	453.
		16 <sup>3</sup> / <sub>4</sub> "	1"	28 <sup>1</sup> / <sub>2</sub> "	<b>YHP1A28C</b>	460.



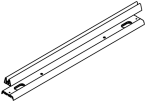
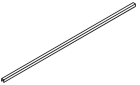
Horsepower Mid Leg with Glides		15"	1"	25"	<b>YHP1M25</b>	592.
		16 <sup>3</sup> / <sub>4</sub> "	1"	28 <sup>1</sup> / <sub>2</sub> "	<b>YHP1M28</b>	606.



Ordering Information	Order Code	Included With	Options
<b>Horsepower Legs</b>	<b>Horsepower Legs</b>	<b>Horsepower Legs</b>	<b>Horsepower Legs</b>
1. Pattern Number	<i>Example:</i> <b>YHP1A28G, 118T</b>	Leg	
2. Paint Finish	<b>YHP1A</b> Horsepower End Leg	Leveling Glides or Casters	
	<b>28</b> Height	Attachment Hardware	
	<b>G</b> Glides		

# Beams for Linked Horsepower

## *Beam and Top Caps*

description	type	w	d	h	pattern no.	list
 Horsepower Beams	For 36" Wide Horsepower	36"W	4 <sup>3</sup> / <sub>8</sub> "	5 <sup>3</sup> / <sub>4</sub> "	<b>YHP1B36</b>	\$453.
	For 48" Wide Horsepower	48"W	4 <sup>3</sup> / <sub>8</sub> "	5 <sup>3</sup> / <sub>4</sub> "	<b>YHP1B48</b>	578.
	For 60" Wide Horsepower	60"W	4 <sup>3</sup> / <sub>8</sub> "	5 <sup>3</sup> / <sub>4</sub> "	<b>YHP1B60</b>	843.
	For 66" Wide Horsepower	66"W	4 <sup>3</sup> / <sub>8</sub> "	5 <sup>3</sup> / <sub>4</sub> "	<b>YHP1B66</b>	849.
	For 72" Wide Horsepower	72"W	4 <sup>3</sup> / <sub>8</sub> "	5 <sup>3</sup> / <sub>4</sub> "	<b>YHP1B72</b>	856.
 Horsepower Top Caps	For 24" Wide Horsepower Beam	24"W	5/ <sub>6</sub> "	5/ <sub>6</sub> "	<b>YCBCC24</b>	59.
	For 30" Wide Horsepower Beam	30"W	5/ <sub>6</sub> "	5/ <sub>6</sub> "	<b>YCBCC30</b>	67.
	For 36" Wide Horsepower Beam	36"W	5/ <sub>6</sub> "	5/ <sub>6</sub> "	<b>YCBCC36</b>	72.
	For 48" Wide Horsepower Beam	48"W	5/ <sub>6</sub> "	5/ <sub>6</sub> "	<b>YCBCC48</b>	75.
	For 60" Wide Horsepower Beam	60"W	5/ <sub>6</sub> "	5/ <sub>6</sub> "	<b>YCBCC60</b>	94.
	For 66" Wide Horsepower Beam	66"W	5/ <sub>6</sub> "	5/ <sub>6</sub> "	<b>YCBCC66</b>	104.
	For 72" Wide Horsepower Beam	72"W	5/ <sub>6</sub> "	5/ <sub>6</sub> "	<b>YCBCC72</b>	111.

### Ordering Information

#### Horsepower Beam

1. Pattern Number
2. Paint Finish

#### Horsepower Top Cap

1. Pattern Number
2. Paint Finish

### Order Code

#### Horsepower Beam

*Example:* **YHP1B36, 118T**

**YHP1B** Horsepower Beam  
**36** Width

#### Horsepower Top Cap

*Example:* **YCBCC36, 118T**

**YCBCC** Horsepower Top Cap  
**36** Width

### Included With

**Horsepower Beam**  
Top Beam  
Bottom Beam

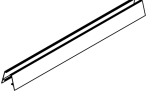
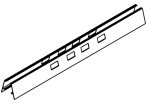
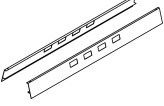
**Horsepower Top Cap**

### Options

**Horsepower Beam**  
**Horsepower Top Cap**



# Covers for Linked Horsepower Powered and Non-Powered

description	type	w	pattern no.	list
Horsepower Covers (pair), No Outlet Openings 	For 36" Wide Horsepower Beam	36"W	<b>YHP1C36N</b>	\$221.
	For 48" Wide Horsepower Beam	48"W	<b>YHP1C48N</b>	284.
	For 60" Wide Horsepower Beam	60"W	<b>YHP1C60N</b>	389.
	For 66" Wide Horsepower Beam	66"W	<b>YHP1C66N</b>	396.
	For 72" Wide Horsepower Beam	72"W	<b>YHP1C72N</b>	403.
Horsepower Covers (pair), Duplex Outlet Openings Both Sides  (YHP1C484P shown)	For 36" Wide Horsepower Beam, two duplex outlet openings on each side	36"W	<b>YHP1C362P</b>	299.
	For 48" Wide Horsepower Beam, four duplex outlet openings on each side	48"W	<b>YHP1C484P</b>	369.
	For 60" Wide Horsepower Beam, two duplex outlet openings on each side	60"W	<b>YHP1C602P</b>	466.
	For 60" Wide Horsepower Beam, four duplex outlet openings on each side	60"W	<b>YHP1C604P</b>	473.
	For 66" Wide Horsepower Beam, two duplex outlet openings on each side	66"W	<b>YHP1C662P</b>	473.
	For 66" Wide Horsepower Beam, four duplex outlet openings on each side	66"W	<b>YHP1C664P</b>	479.
	For 72" Wide Horsepower Beam, two duplex outlet openings on each side	72"W	<b>YHP1C722P</b>	479.
	For 72" Wide Horsepower Beam, four duplex outlet openings on each side	72"W	<b>YHP1C724P</b>	485.
Horsepower Covers (pair), Duplex Outlet Openings for Hardwired Outlets Both Sides 	For 36" Wide Horsepower Beam, two duplex outlet openings on each side	36"W	<b>YHP2C362H</b>	299.
	For 48" Wide Horsepower Beam, four duplex outlet openings on each side	48"W	<b>YHP2C484H</b>	369.
	For 60" Wide Horsepower Beam, two duplex outlet openings on each side	60"W	<b>YHP2C602H</b>	466.
	For 60" Wide Horsepower Beam, four duplex outlet openings on each side	60"W	<b>YHP2C604H</b>	473.
	For 66" Wide Horsepower Beam, two duplex outlet openings on each side	66"W	<b>YHP2C662H</b>	473.
	For 66" Wide Horsepower Beam, four duplex outlet openings on each side	66"W	<b>YHP2C664H</b>	479.
	For 72" Wide Horsepower Beam, two duplex outlet openings on each side	72"W	<b>YHP2C722H</b>	479.
For 72" Wide Horsepower Beam, four duplex outlet openings on each side	72"W	<b>YHP2C724H</b>	485.	

Horsepower

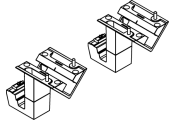
Ordering Information	Order Code	Included With	Options
<b>Horsepower Covers</b> 1. Pattern Number 2. Paint Finish	<b>Horsepower Covers</b> Example: <b>YHP1C604P, 118T</b> <b>YHP1C</b> Horsepower Covers <b>60</b> Width <b>4P</b> 4 Duplex Outlet Openings	<b>Horsepower Covers</b> Covers (pair) Screws (hardwire only)	<b>Horsepower Covers</b>

# Horsepower Desk Support Adapters

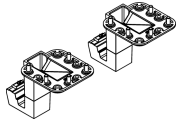
Antenna Workspaces GSA

*For Antenna Desk, Antenna Simple Tables and Sawhorse Desk*

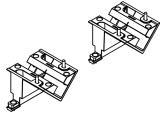
description	type	w	d	h	pattern no.	list
Horsepower to Antenna Desk Support Adapters (pair)	For use with 28"H Linked Horsepower	4"	6 3/4"	5 1/2"	<b>YHP1DAK28</b>	\$251.



Horsepower to Antenna Simple Table Support Adapters (pair)	For use with 28"H Linked Horsepower	5"	5"	5 1/2"	<b>YHP1SAK28</b>	238.
--	-------------------------------------	----	----	--------	------------------	------



Sawhorse Desk Support Adapters (pair)	For use with 25"H Independent Horsepower	4"	4 1/2"	3 1/4"	<b>YHP1BAK</b>	251.
---------------------------------------	--	----	--------	--------	----------------	------



## Ordering Information

### Adapters

1. Pattern Number
2. Paint Finish

## Order Code

### Horsepower Support Adapters

*Example:* **YHP1DAK28, 118T**

**YHP1** Horsepower Adapter

**DAK** Antenna Desk

**28** Height

**118T** Bright White Paint

## Included With

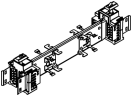
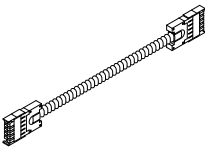
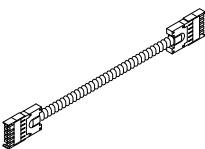
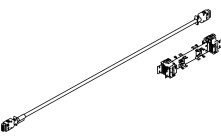
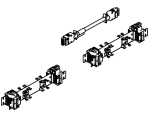
**Horsepower Support Adapters**  
Hardware

## Options

**Horsepower Support Adapters**

# Electrical Components for Horsepower

## 2 + 2, 3 + 3 and 4-4-2 Electrical Systems

description	type	w	d	h	pattern no.	list
	2+2, (2) Duplex Outlets per Side	12"	2"	2"	YRPHE12	\$268.
	2+2, (4) Duplex Outlets per Side	24"	2"	2"	YRPHE24	484.
	3+3, (2) Duplex Outlets per Side	12"	2"	2"	YRPHT12	303.
	3+3, (4) Duplex Outlets per Side	24"	2"	2"	YRPHT24	584.
	4-4-2, (4) Duplex Outlets per Side	24"	2"	2"	YRPHX24	611.
	For 12" between power harnesses	12"	1"	1"	YR1EJ12	156.
	For 18" between power harnesses	18"	1"	1"	YR1EJ18	167.
	For 24" between power harnesses	24"	1"	1"	YR1EJ24	178.
	For 48" between power harnesses	48"	1"	1"	YR1EJ48	232.
	For 54" between power harnesses	54"	1"	1"	YR1EJ54	241.
	For 60" between power harnesses	60"	1"	1"	YR1EJ60	257.
	For 72" between power harnesses	72"	1"	1"	YR1EJ72	280.
	For 84" between power harnesses	84"	1"	1"	YR1EJ84	308.
	For 96" between power harnesses	96"	1"	1"	YR1EJ96	334.
	For 12" between power harnesses	12"	1"	1"	YR1TJ12	201.
	For 18" between power harnesses	18"	1"	1"	YR1TJ18	217.
	For 24" between power harnesses	24"	1"	1"	YR1TJ24	232.
	For 48" between power harnesses	48"	1"	1"	YR1TJ48	300.
	For 54" between power harnesses	54"	1"	1"	YR1TJ54	310.
	For 60" between power harnesses	60"	1"	1"	YR1TJ60	334.
	For 72" between power harnesses	72"	1"	1"	YR1TJ72	362.
	For 84" between power harnesses	84"	1"	1"	YR1TJ84	402.
	For 96" between power harnesses	96"	1"	1"	YR1TJ96	434.
	2+2, For 60"W Horsepower Beam	60"	2"	2"	YHP1HEK160	499.
	2+2, For 66"W Horsepower Beam	66"	2"	2"	YHP1HEK166	506.
	2+2, For 72"W Horsepower Beam	72"	2"	2"	YHP1HEK172	521.
	3+3, For 60"W Horsepower Beam	60"	2"	2"	YHP1HTK160	606.
	3+3, For 66"W Horsepower Beam	66"	2"	2"	YHP1HTK166	615.
	3+3, For 72"W Horsepower Beam	72"	2"	2"	YHP1HTK172	637.
	2+2, For 60"W Horsepower Beam	36"	2"	2"	YHP1HEK260	686.
	2+2, For 66"W Horsepower Beam	42"	2"	2"	YHP1HEK266	701.
	2+2, For 72"W Horsepower Beam	48"	2"	2"	YHP1HEK272	713.
	3+3, For 60"W Horsepower Beam	36"	2"	2"	YHP1HTK260	808.
	3+3, For 66"W Horsepower Beam	42"	2"	2"	YHP1HTK266	826.
	3+3, For 72"W Horsepower Beam	48"	2"	2"	YHP1HTK272	841.

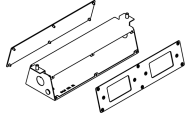
Horsepower

Ordering Information	Order Code	Included With	Options
<b>Single Power Harness Kit</b> 1. Pattern Number	<b>Single Power Harness Kit</b>  <i>Example:</i> <b>YHP1HEK160</b> <b>YHP1HE</b> Power Harness <b>1</b> Single Harness <b>60</b> For 60"W Beam	<b>Single Power Harness Kit</b> 12" Harness Jumper to 12" harness in same position in the next  <b>Double Power Harness Kit</b> Two 12" Harnesses Jumper between Harnesses in same position	<b>Single Power Harness Kit</b>

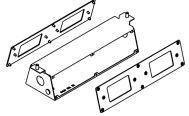
# Electrical Components for Horsepower

## 2 + 2, 3 + 3 and 4-4-2 Electrical Systems

description	type	w	d	h	pattern no.	list
Hardwire Outlet Box for City of Chicago, Outlets One Side	For 36", 60", 66" and 72"W Horsepower Beam	12"	3 3/4"	2 2/3"	<b>YHP2HOK1</b>	\$961.
	For 48"W Horsepower Beam	24"	3 3/4"	2 2/3"	<b>YHP2HOK148</b>	1,269.






Hardwire Outlet Box for City of Chicago, Outlets Two Sides	For 36", 60", 66", and 72"W Horsepower Beam	12"	3 3/4"	2 2/3"	<b>YHP2HOK2</b>	983.
	For 48"W Horsepower Beam	24"	3 3/4"	2 2/3"	<b>YHP2HOK248</b>	1,352.



Ordering Information	Order Code	Included With	Options
<b>Single Power Harness Kit</b>	<b>Single Power Harness Kit</b>	<b>Single Power Harness Kit</b>	<b>Single Power Harness Kit</b>
1. Pattern Number	<i>Example:</i> <b>YHP1HEK160</b>	12" Harness	
	<b>YHP1HE</b> Power Harness	Jumper to 12" harness in same position in the next	
	<b>1</b> Single Harness	<b>Double Power Harness Kit</b>	
	<b>60</b> For 60"W Beam	Two 12" Harnesses	
		Jumper between Harnesses in same position	

# Electrical Components for Horsepower

## 2 + 2, 3 + 3 and 4-4-2 Electrical Systems

description	type	w	d	h	pattern no.	list
Duplex Receptacles, Extended Face for Use With Horsepower 	Circuit A	1 1/2"	2"	4 1/2"	YR1XD A	\$69.
	Circuit A, with controlled symbol	1 1/2"	2"	4 1/2"	YR1XD AC	69.
	Circuit B	1 1/2"	2"	4 1/2"	YR1XD B	69.
	Circuit B, with controlled symbol	1 1/2"	2"	4 1/2"	YR1XD BC	69.
	Circuit C	1 1/2"	2"	4 1/2"	YR1XD C	69.
	Circuit C, with controlled symbol	1 1/2"	2"	4 1/2"	YR1XD CC	69.
	Circuit O, orange	1 1/2"	2"	4 1/2"	YR1XD YO	69.
	Circuit X	1 1/2"	2"	4 1/2"	YR1XD X	69.
	Circuit X, black with orange triangle	1 1/2"	2"	4 1/2"	YR1XD XT	69.
	Circuit X, orange	1 1/2"	2"	4 1/2"	YR1XD XO	69.
	Circuit X, with controlled symbol	1 1/2"	2"	4 1/2"	YR1XD XC	69.
	Circuit Y	1 1/2"	2"	4 1/2"	YR1XD Y	69.
	Circuit Y, black with orange triangle	1 1/2"	2"	4 1/2"	YR1XD YT	69.
	Circuit Y, with controlled symbol	1 1/2"	2"	4 1/2"	YR1XD YC	69.
	Circuit Z	1 1/2"	2"	4 1/2"	YR1XD Z	69.
	Circuit Z, black with orange triangle	1 1/2"	2"	4 1/2"	YR1XD ZT	69.
	Circuit Z, orange	1 1/2"	2"	4 1/2"	YR1XD ZO	69.
Circuit Z, with controlled symbol	1 1/2"	2"	4 1/2"	YR1XD ZC	69.	
Duplex Receptacles, Extended Face For Use With 4-4-2 Electrical System 	Circuit 1	1 1/2"	2"	4 1/2"	YR1XD 1	71.
	Circuit 1, with controlled symbol	1 1/2"	2"	4 1/2"	YR1XD 1C	71.
	Circuit 2	1 1/2"	2"	4 1/2"	YR1XD 2	71.
	Circuit 2, with controlled symbol	1 1/2"	2"	4 1/2"	YR1XD 2C	71.
	Circuit 3	1 1/2"	2"	4 1/2"	YR1XD 3	71.
	Circuit 3, orange with black triangle	1 1/2"	2"	4 1/2"	YR1XD 3O	71.
	Circuit 3, with controlled symbol	1 1/2"	2"	4 1/2"	YR1XD 3C	71.
	Circuit 4	1 1/2"	2"	4 1/2"	YR1XD 4	71.
	Circuit 4, orange with black triangle	1 1/2"	2"	4 1/2"	YR1XD 4O	71.
	Circuit 4, with controlled symbol	1 1/2"	2"	4 1/2"	YR1XD 4C	71.
USB Duplex, Extended Face For Use With Horsepower 	Circuit A	1 1/2"	2"	4 1/2"	YR1XUSBA	283.
	Circuit B	1 1/2"	2"	4 1/2"	YR1XUSBB	283.
	Circuit C	1 1/2"	2"	4 1/2"	YR1XUSBC	283.
	Circuit X	1 1/2"	2"	4 1/2"	YR1XUSBX	283.
	Circuit Y	1 1/2"	2"	4 1/2"	YR1XUSBY	283.
	Circuit Z	1 1/2"	2"	4 1/2"	YR1XUSBZ	283.



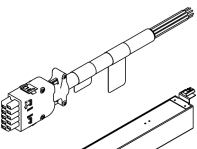
Horsepower

Ordering Information	Order Code	Included With	Options
<b>Electrical Components</b>	<b>Electrical Components</b>	<b>Power Harness</b>	<b>Electrical Components</b>
1. Pattern Number	<i>Example:</i> <b>YRPH12</b>	Horsepower Beam Attachment	<b>Duplex and USB Outlets</b>
	<b>YHPHT</b> Power Harness		111 = Jet Black
	<b>12</b> Width		118 = Bright White
			Suffix <b>C</b> = Controlled circuit symbol
			Suffix <b>O</b> = Orange outlet with black triangle
			Suffix <b>T</b> = Black outlet with orange triangle

# Electrical Components for Horsepower

## 2 + 2, 3 + 3 and 4-4-2 Electrical Systems

Antenna Workspaces GSA

description	type	w	d	h	pattern no.	list
Outlet Fillers 	Package of 10	1 1/2"	2"	2 1/2"	<b>YHP1OF</b>	\$58.
Horsepower Communication Box 	Below Horsepower Beam	5 1/8"	3"	3 3/8"	<b>YHP1CMB</b>	217.
Infeeds 	2 + 2 Hardwire Infeed for New York City	85"	2 1/8"	2 3/8"	<b>YR1EPNY</b>	650.
	2 + 2 Modular Base Infeed	85"	2 1/8"	2 3/8"	<b>YR1EDPI</b>	296.
	3 + 3 Hardwire Infeed for New York City	85"	2 1/8"	2 3/8"	<b>YR1TPNY</b>	683.
	3 + 3 Modular Base Infeed	85"	2 1/8"	2 3/8"	<b>YR1TDPI</b>	342.
	4-4-2 Hardwire Infeed for New York City	85"	2 1/8"	2 3/8"	<b>YR1XPNY</b>	720.
	4-4-2 Modular Base Infeed	85"	2 1/8"	2 3/8"	<b>YR1XDPI</b>	356.

### Ordering Information

#### Electrical Components

1. Pattern Number

### Order Code

#### Electrical Components

*Example:* **YRPHT12**

**YHPHT** Power Harness

**12** Width

### Included With

#### Power Harness

Horsepower Beam Attachment

### Options

#### Electrical Components

#### Duplex and USB Outlets

111 = Jet Black

118 = Bright White

Suffix **C** = Controlled circuit symbol



Suffix **O** = Orange outlet with black triangle

Suffix **T** = Black outlet with orange triangle

# Electrical Components for Horsepower

## 2 + 2 and 3 + 3 Electrical Systems

### Cable Management

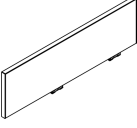
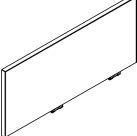
description	type	w	d	h	pattern no.	list
 Vertical Infeed/Wire Manager	For 25"H Horsepower	3"	1 2/3"	18"	<b>YHP1VWM18</b>	\$532.
	For 28 1/2"H Horsepower	3"	1 2/3"	21"	<b>YHP1VWM21</b>	541.
 Cable Cleats (kit of 10)	For under Horsepower beam channel	3 1/4"	1"	1"	<b>YHP1BC</b>	107.

Ordering Information	Order Code	Included With	Options
<b>Electrical Components</b>	<b>Electrical Components</b>	<b>Power Harness</b>	<b>Electrical Components</b>
1. Pattern Number	<i>Example:</i> <b>YRPHT12</b>	Horsepower Beam Attachment	
	<b>YHPHT</b> Power Harness		
	<b>12</b> Width		

# Horsepower Screens

## *Fabric*

### *42" and 49" High Horizon*

description	w	d	h	pattern no.	10	20	30	40	45
Fabric Screens For Horsepower Beam, 42" High Horizon 	30"	1 1/4"	14"	<b>YPSC1430F()</b>	\$855.	\$897.	\$938.	\$980.	\$1,021.
	36"	1 1/4"	14"	<b>YPSC1436F()</b>	924.	971.	1,014.	1,059.	1,107.
	48"	1 1/4"	14"	<b>YPSC1448F()</b>	1,018.	1,069.	1,118.	1,172.	1,222.
	60"	1 1/4"	14"	<b>YPSC1460F()</b>	1,078.	1,134.	1,187.	1,243.	1,294.
	66"	1 1/4"	14"	<b>YPSC1466FRR</b>	1,142.	1,198.	1,254.	1,312.	1,372.
	72"	1 1/4"	14"	<b>YPSC1472FRR</b>	1,202.	1,259.	1,321.	1,382.	1,442.
Fabric Screens For Horsepower Beam, 49" High Horizon 	30"	1 1/4"	21"	<b>YPSC2130F()</b>	946.	997.	1,045.	1,093.	1,139.
	36"	1 1/4"	21"	<b>YPSC2136F()</b>	1,078.	1,134.	1,187.	1,243.	1,294.
	48"	1 1/4"	21"	<b>YPSC2148F()</b>	1,165.	1,224.	1,282.	1,341.	1,396.
	60"	1 1/4"	21"	<b>YPSC2160F()</b>	1,271.	1,333.	1,395.	1,462.	1,524.
	66"	1 1/4"	21"	<b>YPSC2166FRR</b>	1,378.	1,444.	1,513.	1,581.	1,652.
	72"	1 1/4"	21"	<b>YPSC2172FRR</b>	1,444.	1,516.	1,591.	1,663.	1,732.

#### Ordering Information

##### Horsepower Screens

1. Pattern Number
2. Fabric Finish
3. Frame Paint Finish

#### Order Code

##### Horsepower Screens

*Example:* **YPSC1448F, W1077, 118T**

<b>YPSC</b>	Horsepower Screen
<b>14</b>	Height
<b>48</b>	Width
<b>F</b>	Fabric
<b>W1077</b>	Element
<b>118T</b>	Bright White Paint

#### Included With

##### Horsepower Screens

Brackets  
Hardware

#### Options

##### Horsepower Screens

The price of screens specified with a combination of fabrics is the higher of the two fabric grades.


(RR) Fabric is applied railroaded




# Horsepower Screens

## Laminate, Markerboard or Veneer or Glass

### For 42" and 49" High Horizon

description	w	d	h	pattern no.	Laminate (L)	Markerboard (LM)	V1 (V)	V2 (V)	V3 (V)	Clear Glass (GTEMP)	Powder Glass (GGL13)	Grey Tinted Glass (GGL35)
Screens For Horsepower Beam, 42" High Horizon 	30"	1/2"	14"	<b>YPSC1430()</b>	\$323.	\$435.	\$818.	\$993.	\$1,331.	\$534.	\$824.	\$1,048.
	36"	1/2"	14"	<b>YPSC1436()</b>	360.	554.	848.	1,041.	1,442.	602.	958.	1,225.
	48"	1/2"	14"	<b>YPSC1448()</b>	510.	938.	932.	1,168.	1,700.	787.	1,252.	1,614.
	60"	1/2"	14"	<b>YPSC1460()</b>	561.	982.	1,064.	1,342.	2,007.	955.	1,545.	1,995.
	66"	1/2"	14"	<b>YPSC1466()</b>	587.	1,000.	1,113.	1,412.	2,146.	1,051.	1,705.	2,205.
	72"	1/2"	14"	<b>YPSC1472()</b>	610.	1,012.	1,148.	1,468.	2,258.	1,132.	1,837.	2,374.

description	w	d	h	pattern no.	Laminate (L)	Markerboard (LM)	V1 (V)	V2 (V)	V3 (V)	Clear Glass (GTEMP)	Powder Glass (GGL13)	Grey Tinted Glass (GGL35)
Screens For Horsepower Beam, 49" High Horizon 	30"	1/2"	21"	<b>YPSC2130()</b>	360.	554.	871.	1,090.	1,569.	644.	1,047.	1,426.
	36"	1/2"	21"	<b>YPSC2136()</b>	411.	732.	911.	1,158.	1,732.	738.	1,222.	1,678.
	48"	1/2"	21"	<b>YPSC2148()</b>	515.	1,285.	1,040.	1,347.	2,115.	946.	1,596.	2,205.
	60"	1/2"	21"	<b>YPSC2160()</b>	654.	1,333.	1,160.	1,535.	2,485.	1,158.	1,967.	2,728.
	66"	1/2"	21"	<b>YPSC2166()</b>	684.	1,352.	1,230.	1,636.	2,684.	1,277.	2,174.	3,018.
	72"	1/2"	21"	<b>YPSC2172()</b>	708.	1,375.	1,285.	1,723.	2,848.	1,375.	2,340.	3,251.


Horsepower

Ordering Information	Order Code	Included With	Options
<b>Horsepower Screens</b>	<b>Horsepower Screens</b>	<b>Horsepower Screens</b>	<b>Horsepower Screens</b>
1. Pattern Number	<i>Example:</i> <b>YPSC1448V, 006B, 118T</b>	Brackets	<b>Finish Options:</b>
2. Surface Finish	<b>YPSC</b> Horsepower Screen	Hardware	(L) = Laminate
3. Bracket Paint Finish	<b>14</b> Height		(LM) = Markerboard
	<b>48</b> Width		(V) = Veneer
	<b>V</b> Veneer		(GTEMP) = Clear Glass
	<b>006B</b> Maple		(GGL13) = Powder Glass
	<b>118T</b> Bright White Paint		(GGL35) = Grey Tinted Glass

# Horsepower Saddles

## 24", 30" and 36" Wide

Antenna Workspaces GSA

description	type	w	d	h	pattern no.	list
 Horsepower Saddle	For 24" Horsepower Beam	24"	4 1/4"	2 3/4"	<b>YHP1AS24</b>	\$544.
	For 30" Horsepower Beam	30"	4 1/4"	2 3/4"	<b>YHP1AS30</b>	597.
	For 36" Horsepower Beam	36"	4 1/4"	2 3/4"	<b>YHP1AS36</b>	676.

### Ordering Information

#### Horsepower Saddle

1. Pattern Number

### Order Code

#### Horsepower Saddle

*Example:* **YHP1AS36**

**YHP1AS** Horsepower Saddle

**36** Width

### Included With

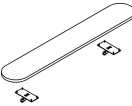
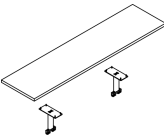
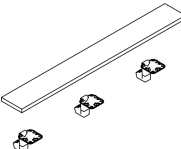
**Horsepower Saddle**  
Attachment Hardware

### Options

**Horsepower Saddle**

# Horsepower Upmounted Shelves

## Over Counters and Upmounted Platforms

description	w	d	h	pattern no.	Laminate (L)	V1 (V)	V2 (V)	V3 (V)
 <p>Horsepower Over Counter</p>	24"	8"	3/4"	<b>YHP1AP2408( )</b>	\$535.	\$894.	\$984.	\$1,259.
	30"	8"	3/4"	<b>YHP1AP3008( )</b>	555.	952.	1,048.	1,342.
	36"	8"	3/4"	<b>YHP1AP3608( )</b>	578.	963.	1,060.	1,360.
	48"	8"	3/4"	<b>YHP1AP4808( )</b>	592.	975.	1,071.	1,371.
 <p>Horsepower Upmounted Platform</p>	36"	12"	3/4"	<b>YHP1UP3612( )</b>	578.	963.	1,060.	1,360.
	48"	12"	3/4"	<b>YHP1UP4812( )</b>	592.	975.	1,071.	1,371.
	60"	12"	3/4"	<b>YHP1UP6012( )</b>	876.	1,245.	1,369.	1,754.
	66"	12"	3/4"	<b>YHP1UP6612( )</b>	892.	1,264.	1,392.	1,780.
	72"	12"	3/4"	<b>YHP1UP7212( )</b>	904.	1,283.	1,412.	1,809.
 <p>Horsepower Display Shelf</p>	36"	7 1/2"	3/4"	<b>YHP1DP3608L( )</b>	495.	762.	845.	1,030.
	48"	7 1/2"	3/4"	<b>YHP1DP4808L( )</b>	516.	782.	865.	1,050.
	60"	7 1/2"	3/4"	<b>YHP1DP6008L( )</b>	702.	977.	1,070.	1,282.
	66"	7 1/2"	3/4"	<b>YHP1DP6608L( )</b>	712.	988.	1,082.	1,299.
	72"	7 1/2"	3/4"	<b>YHP1DP7208L( )</b>	725.	1,000.	1,096.	1,316.

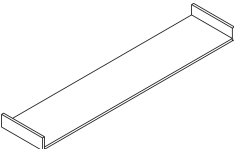
Horsepower

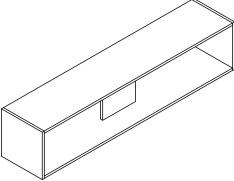
Ordering Information	Order Code	Included With	Options
<b>Horsepower Over Counter</b> 1. Pattern Number 2. Surface Finish 3. Bracket Finish	<b>Horsepower Over Counter</b> <i>Example:</i> <b>YHP1AP3008L, 118, 118T</b> <b>YHP1AP</b> Horsepower Over Counter <b>30</b> Width <b>8</b> Depth <b>L</b> Laminate <b>118</b> Bright White Laminate <b>118T</b> Bright White paint	<b>Horsepower Over Counter</b> Brackets Hardware	<b>Horsepower Over Counter</b> <b>Finish Options:</b> (L) = Laminate (V) = Veneer

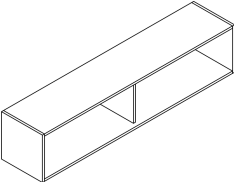
# Horsepower Wood Cabinets

## For 25"H Horsepower

### Open Cabinets and Shelves

description	w	d	h	pattern no.	All Same	Different	Different	V1	V2	V3
					Laminate (Core Lam.) (L)	Laminate Case/ Interior (Core Lam.) (L)	Laminate Case/Interior (Accent Lam.) (L)			
Horsepower Wood Shelf, For 25"H Horsepower 	24"	13"	4"	<b>YHP1SWS2425( )</b>	\$795.	n/a	n/a	\$1,443.	\$1,754.	\$2,171.
	24"	13"	4"	<b>YHP1SWS3025( )</b>	816.	n/a	n/a	1,463.	1,774.	2,191.
	36"	13"	4"	<b>YHP1SWS3625( )</b>	834.	n/a	n/a	1,483.	1,794.	2,213.
	48"	13"	4"	<b>YHP1SWS4825( )</b>	1,022.	n/a	n/a	1,678.	2,011.	2,452.
	60"	13"	4"	<b>YHP1SWS6025( )</b>	1,661.	n/a	n/a	2,342.	2,773.	3,348.
	66"	13"	4"	<b>YHP1SWS6625( )</b>	1,859.	n/a	n/a	2,548.	3,010.	3,627.
	72"	13"	4"	<b>YHP1SWS7225( )</b>	1,934.	n/a	n/a	2,570.	3,033.	3,653.

Horsepower Open Shelf with Center Partition, For 25"H Horsepower 	24"	13"	13"	<b>YHP1SOS2425( )</b>	1,187.	1,329.	1,823.	1,823.	2,135.	2,845.
	30"	13"	13"	<b>YHP1SOS3025( )</b>	1,286.	1,429.	1,923.	1,923.	2,234.	2,946.
	36"	13"	13"	<b>YHP1SOS3625( )</b>	1,418.	1,564.	2,056.	2,056.	2,368.	3,078.
	48"	13"	13"	<b>YHP1SOS4825( )</b>	1,674.	1,832.	2,292.	2,292.	2,621.	3,377.
	60"	13"	13"	<b>YHP1SOS6025( )</b>	2,097.	2,294.	2,872.	2,872.	3,281.	3,754.
	66"	13"	13"	<b>YHP1SOS6625( )</b>	2,198.	2,387.	2,975.	2,975.	3,404.	4,148.
	72"	13"	13"	<b>YHP1SOS7225( )</b>	2,262.	2,478.	3,082.	3,082.	3,523.	4,542.

Horsepower Open Cabinet with Enclosed Back, For 25"H Horsepower 	24"	13"	13"	<b>YHP1SOE2425( )</b>	1,424.	1,591.	2,030.	2,030.	2,371.	3,151.
	30"	13"	13"	<b>YHP1SOE3025( )</b>	1,522.	1,690.	2,128.	2,128.	2,472.	3,250.
	36"	13"	13"	<b>YHP1SOE3625( )</b>	1,656.	1,824.	2,262.	2,262.	2,604.	3,385.
	48"	13"	13"	<b>YHP1SOE4825( )</b>	1,986.	2,179.	2,704.	2,704.	3,093.	3,992.
	60"	13"	13"	<b>YHP1SOE6025( )</b>	2,288.	2,570.	3,626.	3,626.	4,260.	5,177.
	66"	13"	13"	<b>YHP1SOE6625( )</b>	2,356.	2,638.	3,696.	3,696.	4,330.	5,318.
	72"	13"	13"	<b>YHP1SOE7225( )</b>	2,427.	2,710.	3,766.	3,766.	4,401.	5,388.

#### Ordering Information

##### Horsepower Open Shelf with Center Partition

1. Pattern Number
2. Exterior Case Finish
3. Interior Case Finish (Laminate only)
4. Stiffener Paint Finish

#### Order Code

##### Horsepower Open Shelf with Center Partition

*Example:* **YHP1SOS6025L, 118, 118, 118T**

<b>YHP1S</b>	Horsepower Storage
<b>OS</b>	Open Shelf
<b>60</b>	Width
<b>25</b>	For 25"H Horsepower
<b>L</b>	Laminate
<b>118</b>	Bright White Laminate
<b>118</b>	Bright White Laminate
<b>118T</b>	Bright White Paint

#### Included With

##### Horsepower Open Shelf with Center Partition

Cabinets 48"W or wider include a stiffener

#### Options

##### Horsepower Open Shelf with Center Partition

#### Case Finish Options:

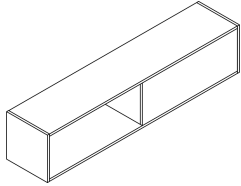
(L) = All the same or different laminates for the exterior and interior case  
 (V) = All the same veneer for the exterior and interior case

# Horsepower Wood Cabinets

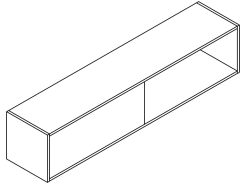
## For 25"H Horsepower

### Shared Open Cabinets

description	w	d	h	pattern no.	All Same	Different	Different	V1	V2	V3
					Laminate (Core Lam.) (L)	Laminate Case/ Interior (Core Lam.) (L)	Laminate Case/Interior (Accent Lam.) (L)			
Horsepower Shared Open	48"	13"	13"	<b>YHP1SOEL4825()</b>	\$2,067.	\$2,262.	\$3,149.	\$3,149.	\$3,606.	\$4,658.
Front with Enclosed Back, Open on Left, For 25"H Horsepower	60"	13"	13"	<b>YHP1SOEL6025()</b>	2,174.	2,379.	3,367.	3,367.	3,852.	4,969.
	66"	13"	13"	<b>YHP1SOEL6625()</b>	2,257.	2,472.	3,438.	3,438.	3,932.	5,074.
	72"	13"	13"	<b>YHP1SOEL7225()</b>	2,341.	2,561.	3,506.	3,506.	4,011.	5,175.



Horsepower Shared Open	48"	13"	13"	<b>YHP1SOER4825()</b>	2,067.	2,262.	3,149.	3,149.	3,606.	4,658.
Front with Enclosed Back, Open on Right, For 25"H Horsepower	60"	13"	13"	<b>YHP1SOER6025()</b>	2,174.	2,379.	3,367.	3,367.	3,852.	4,969.
	66"	13"	13"	<b>YHP1SOER6625()</b>	2,257.	2,472.	3,438.	3,438.	3,932.	5,074.
	72"	13"	13"	<b>YHP1SOER7225()</b>	2,341.	2,561.	3,506.	3,506.	4,011.	5,175.

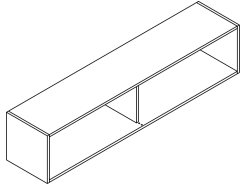


Ordering Information	Order Code	Included With	Options
<b>Horsepower Shared Open Cabinets</b> 1. Pattern Number 2. Exterior Case Finish 3. Interior Case Finish (Laminate only) 4. Stiffener Paint Finish	<b>Horsepower Shared Open Cabinet</b> <i>Example:</i> <b>YHP1SOER6025L, 118, 118, 118T</b> <hr/> <b>YHP1S</b> Horsepower Storage <hr/> <b>OER</b> Shared Open Cabinet, Open Right <hr/> <b>60</b> Width <hr/> <b>25</b> For 25"H Horsepower <hr/> <b>L</b> Laminate <hr/> <b>118</b> Bright White Laminate <hr/> <b>118</b> Bright White Laminate <hr/> <b>118T</b> Bright White Paint	<b>Horsepower Shared Open Cabinet</b> Cabinets 48"W or wider include a stiffener	<b>Horsepower Shared Open Cabinet</b>  <b>Case Finish Options:</b> (L) = All the same or different laminates for the exterior and interior case (V) = All the same veneer for the exterior and interior case

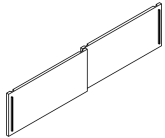
# Horsepower Wood Cabinets

## For 25"H Horsepower Sliding Door Cabinets

description	w	d	h	pattern no.	All Same	Different	Different	V1	V2	V3
					Laminate (Core Lam.) (L)	Laminate Case/ Interior (Core Lam.) (L)	Laminate Case/Interior (Accent Lam.) (L)			
Horsepower Sliding Door Cabinet Case, For 25"H Horsepower	48"	13"	13"	<b>YHP1SSD4825( )</b>	\$2,393.	\$2,629.	\$3,814.	\$3,814.	\$4,380.	\$5,688.
	60"	13"	13"	<b>YHP1SSD6025( )</b>	3,053.	3,355.	4,318.	4,318.	4,955.	6,423.
	66"	13"	13"	<b>YHP1SSD6625( )</b>	3,138.	3,445.	4,478.	4,478.	5,139.	6,663.
	72"	13"	13"	<b>YHP1SSD7225( )</b>	3,221.	3,533.	4,638.	4,638.	5,324.	6,901.



Sliding Door Set for Horsepower Sliding Door Cabinet Case, For 25"H Horsepower	w	d	h	pattern no.						
	48"	13"	13"	<b>YHP1SDK4825( )</b>	988.	n/a	n/a	1,359.	1,561.	2,029.
	60"	13"	13"	<b>YHP1SDK6025( )</b>	1,030.	n/a	n/a	1,436.	1,661.	2,162.
	66"	13"	13"	<b>YHP1SDK6625( )</b>	1,082.	n/a	n/a	1,520.	1,750.	2,281.
	72"	13"	13"	<b>YHP1SDK7225( )</b>	1,110.	n/a	n/a	1,565.	1,794.	2,333.

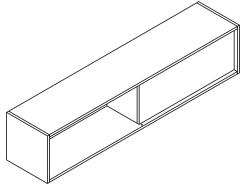


Ordering Information	Order Code	Included With	Options
<b>Horsepower Sliding Door Cabinet Case</b> 1. Pattern Number 2. Exterior Case Finish 3. Interior Case Finish (Laminate only) 4. Bracket Paint Finish  <b>Sliding Doors</b> 1. Pattern Number 2. Laminate Finish 3. Pull Finish	<b>Horsepower Sliding Door Cabinet Case</b>  <i>Example:</i> <b>YHP1SSD6025L, 118, 118, 118T</b>  <b>YHP1S</b> Horsepower Storage <b>SD</b> Sliding Door Cabinet Case  <b>60</b> Width <b>25</b> For 25"H Horsepower <b>L</b> Laminate <b>118</b> Bright White Laminate <b>118</b> Bright White Laminate <b>118T</b> Bright White Paint  <i>Example:</i> <b>YHP1SDK60L, 118, 118T</b>  <b>YHP1S</b> Horsepower Storage <b>DK</b> Sliding Door Kit <b>60</b> Width <b>L</b> Laminate <b>118</b> Bright White Laminate <b>118T</b> Bright White Paint	<b>Horsepower Sliding Door Cabinet Case</b>  Cabinets 48"W or wider include a stiffener  <b>Sliding Doors</b> Hardware	<b>Horsepower Sliding Door Cabinet Case</b>  <b>Case Finish Options:</b> (L) = All the same or different laminates for the exterior and interior case (V) = All the same veneer for the exterior and interior case  <b>Sliding Doors Door Finish Options:</b> (L) = Laminate (V) = Veneer  Door pulls are available in Knoll core paints, Dark Red (130), and Slate Blue (131) paint finishes.

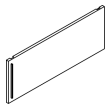
## For 25"H Horsepower

### Shared Sliding Door Cabinets with Opening on Left

description	w	d	h	pattern no.	All Same	Different	Different	V1	V2	V3
					Laminate (Core Lam.) (L)	Laminate Case/ Interior (Core Lam.) (L)	Laminate Case/Interior (Accent Lam.) (L)			
Horsepower Shared Sliding Door Cabinet Case, Opening on Left, For 25"H Horsepower	48"	13"	13"	<b>YHP1SSDL4825( )</b>	\$2,462.	\$2,699.	\$3,884.	\$3,884.	\$4,451.	\$5,759.
	60"	13"	13"	<b>YHP1SSDL6025( )</b>	3,122.	3,425.	4,387.	4,387.	5,025.	6,496.
	66"	13"	13"	<b>YHP1SSDL6625( )</b>	3,207.	3,515.	4,549.	4,549.	5,209.	6,734.
	72"	13"	13"	<b>YHP1SSDL7225( )</b>	3,289.	3,604.	4,707.	4,707.	5,393.	6,971.



Horsepower Shared Sliding Door Kit, Left, For 25"H Horsepower	48"	13"	13"	<b>YHP1SDKL4825( )</b>	988.	n/a	n/a	1,359.	1,561.	2,029.
	60"	13"	13"	<b>YHP1SDKL6025( )</b>	1,030.	n/a	n/a	1,436.	1,661.	2,162.
	66"	13"	13"	<b>YHP1SDKL6625( )</b>	1,082.	n/a	n/a	1,520.	1,750.	2,281.
	72"	13"	13"	<b>YHP1SDKL7225( )</b>	1,110.	n/a	n/a	1,565.	1,794.	2,333.



Ordering Information	Order Code	Included With	Options
<b>Horsepower Sliding Door Cabinet Case</b> 1. Pattern Number 2. Exterior Case Finish 3. Interior Case Finish (Laminate only) 4. Bracket Paint Finish  <b>Sliding Doors</b> 1. Pattern Number 2. Laminate Finish 3. Pull Finish	<b>Horsepower Sliding Door Cabinet Case</b>  <i>Example:</i> <b>YHP1SSD6025L, 118, 118T</b>  <b>YHP1S</b> Horsepower Storage <b>SD</b> Sliding Door Cabinet Case  <b>60</b> Width <b>25</b> For 25"H Horsepower <b>L</b> Laminate <b>118</b> Bright White Laminate <b>118</b> Bright White Laminate <b>118T</b> Bright White Paint  <i>Example:</i> <b>YHP1SDK60L, 118, 118T</b>  <b>YHP1S</b> Horsepower Storage <b>DK</b> Sliding Door Kit <b>60</b> Width <b>L</b> Laminate <b>118</b> Bright White Laminate <b>118T</b> Bright White Paint	<b>Horsepower Sliding Door Cabinet Case</b>  Cabinets 48"W or wider include a stiffener  <b>Sliding Doors</b>  Hardware	<b>Horsepower Sliding Door Cabinet Case</b>  <b>Case Finish Options:</b> (L) = All the same or different laminates for the exterior and interior case (V) = All the same veneer for the exterior and interior case  <b>Sliding Doors Door Finish Options:</b> (L) = Laminate (V) = Veneer  Door pulls are available in Knoll core paints, Dark Red (130), and Slate Blue (131) paint finishes.

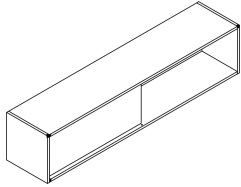
# Horsepower Wood Cabinets

Antenna Workspaces GSA

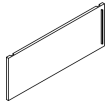
## For 25"H Horsepower

### Shared Sliding Door Cabinets with Opening on Right

description	w	d	h	pattern no.	All Same	Different	Different	V1	V2	V3
					Laminate (Core Lam.) (L)	Laminate Case/ Interior (Core Lam.) (L)	Laminate Case/Interior (Accent Lam.) (L)			
Horsepower Shared Sliding Door Cabinet Case, Opening on Right, For 25"H Horsepower	48"	13"	13"	<b>YHP1SSDR4825( )</b>	\$2,462.	\$2,699.	\$3,884.	\$3,884.	\$4,451.	\$5,759.
	60"	13"	13"	<b>YHP1SSDR6025( )</b>	3,122.	3,425.	4,387.	4,387.	5,025.	6,496.
	66"	13"	13"	<b>YHP1SSDR6625( )</b>	3,207.	3,515.	4,549.	4,549.	5,209.	6,734.
	72"	13"	13"	<b>YHP1SSDR7225( )</b>	3,289.	3,604.	4,707.	4,707.	5,393.	6,971.



description	w	d	h	pattern no.	All Same	Different	Different	V1	V2	V3
					Laminate (Core Lam.) (L)	Laminate Case/ Interior (Core Lam.) (L)	Laminate Case/Interior (Accent Lam.) (L)			
Horsepower Shared Sliding Door Kit, Right, For 25"H Horsepower	48"	13"	13"	<b>YHP1SDKR4825( )</b>	988.	n/a	n/a	1,359.	1,561.	2,029.
	60"	13"	13"	<b>YHP1SDKR6025( )</b>	1,030.	n/a	n/a	1,436.	1,661.	2,162.
	66"	13"	13"	<b>YHP1SDKR6625( )</b>	1,082.	n/a	n/a	1,520.	1,750.	2,281.
	72"	13"	13"	<b>YHP1SDKR7225( )</b>	1,110.	n/a	n/a	1,565.	1,794.	2,333.



#### Ordering Information

##### Horsepower Sliding Door Cabinet Case

1. Pattern Number
2. Exterior Case Finish
3. Interior Case Finish (Laminate only)
4. Bracket Paint Finish

##### Sliding Doors

1. Pattern Number
2. Laminate Finish
3. Pull Finish

#### Order Code

##### Horsepower Sliding Door Cabinet Case

*Example:* **YHP1SSD6025L, 118, 118, 118T**

<b>YHP1S</b>	Horsepower Storage
<b>SD</b>	Sliding Door Cabinet Case
<b>60</b>	Width
<b>25</b>	For 25"H Horsepower
<b>L</b>	Laminate
<b>118</b>	Bright White Laminate
<b>118</b>	Bright White Laminate
<b>118T</b>	Bright White Paint

*Example:* **YHP1SDK60L, 118, 118T**

<b>YHP1S</b>	Horsepower Storage
<b>DK</b>	Sliding Door Kit
<b>60</b>	Width
<b>L</b>	Laminate
<b>118</b>	Bright White Laminate
<b>118T</b>	Bright White Paint

#### Included With

##### Horsepower Sliding Door Cabinet Case

Cabinets 48"W or wider include a stiffener

##### Sliding Doors

Hardware

#### Options

##### Horsepower Sliding Door Cabinet Case

##### Case Finish Options:

(L) = All the same or different laminates for the exterior and interior case  
(V) = All the same veneer for the exterior and interior case

##### Sliding Doors Door Finish Options:

(L) = Laminate  
(V) = Veneer

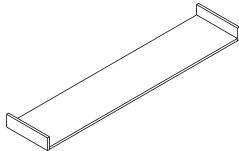
Door pulls are available in Knoll core paints, Dark Red (130), and Slate Blue (131) paint finishes.

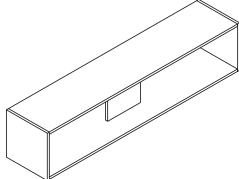


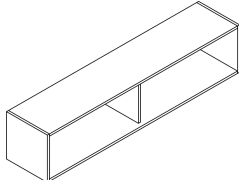
# Horsepower Wood Cabinets

## For 28.5"H Horsepower

### Open Cabinets and Shelves

description	w	d	h	pattern no.	All Same	Different	Different	V1	V2	V3
					Laminate (Core Lam.) (L)	Laminate Case/ Interior (Core Lam.) (L)	Laminate Case/Interior (Accent Lam.) (L)			
 Horsepower Wood Shelf, For 28.5"H Horsepower	24"	15"	15"	<b>YHP1SWS2428( )</b>	\$828.	n/a	n/a	\$1,502.	\$1,827.	\$2,261.
	24"	15"	15"	<b>YHP1SWS3028( )</b>	849.	n/a	n/a	1,522.	1,847.	2,284.
	36"	15"	15"	<b>YHP1SWS3628( )</b>	868.	n/a	n/a	1,545.	1,868.	2,304.
	48"	15"	15"	<b>YHP1SWS4828( )</b>	1,065.	n/a	n/a	1,749.	2,094.	2,556.
	60"	15"	15"	<b>YHP1SWS6028( )</b>	1,729.	n/a	n/a	2,439.	2,889.	3,488.
	66"	15"	15"	<b>YHP1SWS6628( )</b>	1,939.	n/a	n/a	2,654.	3,138.	3,779.
	72"	15"	15"	<b>YHP1SWS7228( )</b>	2,016.	n/a	n/a	2,676.	3,159.	3,805.

 Horsepower Open Shelf with Center Partition, For 28.5"H Horsepower	24"	15"	15"	<b>YHP1SOS2428( )</b>	1,235.	1,383.	1,898.	1,898.	2,225.	2,963.
	30"	15"	15"	<b>YHP1SOS3028( )</b>	1,340.	1,489.	2,005.	2,005.	2,327.	3,069.
	36"	15"	15"	<b>YHP1SOS3628( )</b>	1,478.	1,629.	2,144.	2,144.	2,465.	3,208.
	48"	15"	15"	<b>YHP1SOS4828( )</b>	1,743.	1,910.	2,388.	2,388.	2,729.	3,519.
	60"	15"	15"	<b>YHP1SOS6028( )</b>	2,185.	2,389.	2,988.	2,988.	3,420.	3,909.
	66"	15"	15"	<b>YHP1SOS6628( )</b>	2,292.	2,487.	3,100.	3,100.	3,544.	4,321.
	72"	15"	15"	<b>YHP1SOS7228( )</b>	2,358.	2,579.	3,211.	3,211.	3,672.	4,732.

 Horsepower Open Cabinet with Enclosed Back, For 28.5"H Horsepower	24"	15"	15"	<b>YHP1SOE2428( )</b>	1,483.	1,656.	2,115.	2,115.	2,468.	3,281.
	30"	15"	15"	<b>YHP1SOE3028( )</b>	1,587.	1,761.	2,221.	2,221.	2,575.	3,388.
	36"	15"	15"	<b>YHP1SOE3628( )</b>	1,727.	1,899.	2,358.	2,358.	2,712.	3,527.
	48"	15"	15"	<b>YHP1SOE4828( )</b>	2,070.	2,268.	2,815.	2,815.	3,223.	4,158.
	60"	15"	15"	<b>YHP1SOE6028( )</b>	2,381.	2,676.	3,778.	3,778.	4,439.	5,391.
	66"	15"	15"	<b>YHP1SOE6628( )</b>	2,454.	2,749.	3,849.	3,849.	4,511.	5,541.
	72"	15"	15"	<b>YHP1SOE7228( )</b>	2,529.	2,823.	3,923.	3,923.	4,586.	5,612.

Horsepower

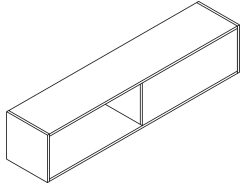
Ordering Information	Order Code	Included With	Options
<b>Horsepower Open Shelf with Center Partition</b> 1. Pattern Number 2. Exterior Case Finish 3. Interior Case Finish (Laminate only) 4. Stiffener Paint Finish	<b>Horsepower Open Shelf with Center Partition</b>  <i>Example:</i> <b>YHP1SOS6028L, 118, 118, 118T</b> <b>YHP1S</b> Horsepower Storage <b>OS</b> Open Shelf <b>60</b> Width <b>28</b> For 28.5"H Horsepower <b>L</b> Laminate <b>118</b> Bright White Laminate <b>118</b> Bright White Laminate <b>118T</b> Bright White Paint	<b>Horsepower Open Shelf with Center Partition</b>  Cabinets 48"W or wider include a stiffener	<b>Horsepower Open Shelf with Center Partition</b>  <b>Case Finish Options:</b> (L) = All the same or different laminates for the exterior and interior case (V) = All the same veneer for the exterior and interior case

# Horsepower Wood Cabinets

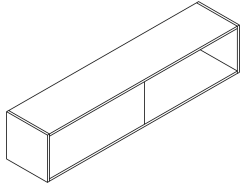
## For 28.5"H Horsepower

### Shared Open Cabinets

description	w	d	h	pattern no.	All Same	Different	Different	V1	V2	V3
					Laminate (Core Lam.) (L)	Laminate Case/ Interior (Core Lam.) (L)	Laminate Case/Interior (Accent Lam.) (L)			
Horsepower Shared Open	48"	15"	15"	<b>YHP1SOEL4828()</b>	\$2,153.	\$2,358.	\$3,279.	\$3,279.	\$3,758.	\$4,854.
Front with Enclosed Back, Open on Left, For	60"	15"	15"	<b>YHP1SOEL6028()</b>	2,265.	2,481.	3,508.	3,508.	4,011.	5,177.
28.5"H Horsepower	66"	15"	15"	<b>YHP1SOEL6628()</b>	2,354.	2,576.	3,581.	3,581.	4,098.	5,286.
	72"	15"	15"	<b>YHP1SOEL7228()</b>	2,438.	2,670.	3,652.	3,652.	4,178.	5,390.



Horsepower Shared Open	48"	15"	15"	<b>YHP1SOER4828()</b>	2,153.	2,358.	3,279.	3,279.	3,758.	4,854.
Front with Enclosed Back, Open on Right, For	60"	15"	15"	<b>YHP1SOER6028()</b>	2,265.	2,481.	3,508.	3,508.	4,011.	5,177.
28.5"H Horsepower	66"	15"	15"	<b>YHP1SOER6628()</b>	2,354.	2,576.	3,581.	3,581.	4,098.	5,286.
	72"	15"	15"	<b>YHP1SOER7228()</b>	2,438.	2,670.	3,652.	3,652.	4,178.	5,390.

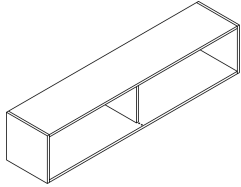


Ordering Information	Order Code	Included With	Options
<b>Horsepower Shared Open Cabinet</b>	<b>Horsepower Shared Open Cabinet Partition</b>	<b>Horsepower Shared Open Cabinet</b>	<b>Horsepower Shared Open Cabinet</b>
1. Pattern Number		Cabinets 48"W or wider include a stiffener	<b>Case Finish Options:</b>
2. Exterior Case Finish	<i>Example:</i> <b>YHP1SOER6028L, 118, 118, 118T</b>		(L) = All the same or different laminates for the exterior and interior case
3. Interior Case Finish (Laminate only)	<b>YHP1S</b> Horsepower Storage		(V) = All the same veneer for the exterior and interior case
4. Bracket Paint Finish	<b>OER</b> Shared Open Cabinet, Open Right		
	<b>60</b> Width		
	<b>28</b> For 28.5"H Horsepower		
	<b>L</b> Laminate		
	<b>118</b> Bright White Laminate		
	<b>118</b> Bright White Laminate		
	<b>118T</b> Bright White Paint		

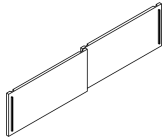
# Horsepower Wood Cabinets

## For 28.5"H Horsepower Sliding Door Cabinets

description	w	d	h	pattern no.	All Same	Different	Different	V1	V2	V3
					Laminate (Core Lam.) (L)	Laminate Case/ Interior (Core Lam.) (L)	Laminate Case/Interior (Accent Lam.) (L)			
Horsepower Sliding Door Cabinet Case, For 28.5"H Horsepower	48"	15"	15"	<b>YHP1SSD4828( )</b>	\$2,496.	\$2,744.	\$3,975.	\$3,975.	\$4,564.	\$5,931.
	60"	15"	15"	<b>YHP1SSD6028( )</b>	3,183.	3,497.	4,497.	4,497.	5,165.	6,693.
	66"	15"	15"	<b>YHP1SSD6628( )</b>	3,270.	3,593.	4,668.	4,668.	5,358.	6,945.
	72"	15"	15"	<b>YHP1SSD7228( )</b>	3,356.	3,686.	4,834.	4,834.	5,550.	7,193.



description	w	d	h	pattern no.				V1	V2	V3
	60"	15"	15"	<b>YHP1SDK6028( )</b>	1,030.	n/a	n/a	1,436.	1,661.	2,162.
	66"	15"	15"	<b>YHP1SDK6628( )</b>	1,082.	n/a	n/a	1,520.	1,750.	2,281.
	72"	15"	15"	<b>YHP1SDK7228( )</b>	1,110.	n/a	n/a	1,565.	1,794.	2,333.



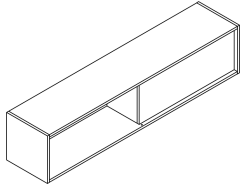
Ordering Information	Order Code	Included With	Options
<b>Horsepower Sliding Door Cabinet Case</b> 1. Pattern Number 2. Exterior Case Finish 3. Interior Case Finish (Laminate only) 4. Bracket Paint Finish  <b>Sliding Doors</b> 1. Pattern Number 2. Laminate Finish 3. Pull Finish	<b>Horsepower Sliding Door Cabinet Case</b>  <i>Example:</i> <b>YHP1SSD6028L, 118, 118, 118T</b>  <b>YHP1S</b> Horsepower Storage <b>SD</b> Sliding Door Cabinet Case  <b>60</b> Width <b>28</b> For 28.5"H Horsepower <b>L</b> Laminate <b>118</b> Bright White Laminate <b>118</b> Bright White Laminate <b>118T</b> Bright White Paint  <i>Example:</i> <b>YHP1SDK60L, 118, 118T</b>  <b>YHP1S</b> Horsepower Storage <b>DK</b> Sliding Door Kit <b>60</b> Width <b>L</b> Laminate <b>118</b> Bright White Laminate <b>118T</b> Bright White Paint	<b>Horsepower Sliding Door Cabinet Case</b>  Cabinets 48"W or wider include a stiffener  <b>Sliding Doors</b>  Hardware	<b>Horsepower Sliding Door Cabinet Case</b>  <b>Case Finish Options:</b> (L) = All the same or different laminates for the exterior and interior case (V) = All the same veneer for the exterior and interior case  <b>Sliding Doors</b> <b>Door Finish Options:</b> (L) = Laminate (V) = Veneer  Door pulls are available in Knoll core paints, Dark Red (130), and Slate Blue (131) paint finishes.

# Horsepower Wood Cabinets

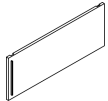
## For 28.5"H Horsepower

### Shared Sliding Door Cabinets with Opening on Left

description	w	d	h	pattern no.	All Same	Different	Different	V1	V2	V3
					Laminate (Core Lam.) (L)	Laminate Case/ Interior (Core Lam.) (L)	Laminate Case/Interior (Accent Lam.) (L)			
Horsepower Shared Sliding Door Cabinet Case, Opening on Left, For 28.5"H Horsepower	48"	15"	15"	<b>YHP1SSDL4828( )</b>	\$2,567.	\$2,811.	\$4,045.	\$4,045.	\$4,636.	\$6,000.
	60"	15"	15"	<b>YHP1SSDL6028( )</b>	3,254.	3,566.	4,568.	4,568.	5,235.	6,765.
	66"	15"	15"	<b>YHP1SSDL6628( )</b>	3,340.	3,662.	4,737.	4,737.	5,428.	7,016.
	72"	15"	15"	<b>YHP1SSDL7228( )</b>	3,426.	3,754.	4,903.	4,903.	5,619.	7,262.



Horsepower Shared Sliding Door Kit, Left, For 28.5"H Horsepower	48"	15"	15"	<b>YHP1SDKL4828( )</b>	988.	n/a	n/a	1,359.	1,561.	2,029.
	60"	15"	15"	<b>YHP1SDKL6028( )</b>	1,030.	n/a	n/a	1,436.	1,661.	2,162.
	66"	15"	15"	<b>YHP1SDKL6628( )</b>	1,032.	n/a	n/a	1,520.	1,750.	2,281.
	72"	15"	15"	<b>YHP1SDKL7228( )</b>	1,110.	n/a	n/a	1,565.	1,794.	2,333.



#### Ordering Information

##### Horsepower Sliding Door Cabinet Case

1. Pattern Number
2. Exterior Case Finish
3. Interior Case Finish (Laminate only)
4. Bracket Paint Finish

##### Sliding Doors

1. Pattern Number
2. Laminate Finish
3. Pull Finish

#### Order Code

##### Horsepower Sliding Door Cabinet Case

*Example:* **YHP1SSD6028L, 118, 118, 118T**

<b>YHP1S</b>	Horsepower Storage
<b>SD</b>	Sliding Door Cabinet Case
<b>60</b>	Width
<b>28</b>	For 28.5"H Horsepower
<b>L</b>	Laminate
<b>118</b>	Bright White Laminate
<b>118</b>	Bright White Laminate
<b>118T</b>	Bright White Paint

*Example:* **YHP1SDK60L, 118, 118T**

<b>YHP1S</b>	Horsepower Storage
<b>DK</b>	Sliding Door Kit
<b>60</b>	Width
<b>L</b>	Laminate
<b>118</b>	Bright White Laminate
<b>118T</b>	Bright White Paint

#### Included With

##### Horsepower Sliding Door Cabinet Case

Cabinets 48"W or wider include a stiffener

##### Sliding Doors

Hardware

#### Options

##### Horsepower Sliding Door Cabinet Case

##### Case Finish Options:

(L) = All the same or different laminates for the exterior and interior case  
(V) = All the same veneer for the exterior and interior case

##### Sliding Doors

##### Door Finish Options:

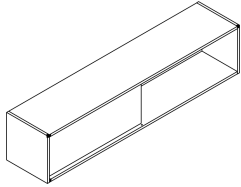
(L) = Laminate  
(V) = Veneer

Door pulls are available in Knoll core paints, Dark Red (130), and Slate Blue (131) paint finishes.

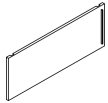
## For 28.5"H Horsepower

### Shared Sliding Door Cabinets with Opening on Right

description	w	d	h	pattern no.	All Same	Different	Different	V1	V2	V3
					Laminate (Core Lam.) (L)	Laminate Case/ Interior (Core Lam.) (L)	Laminate Case/Interior (Accent Lam.) (L)			
Horsepower Shared Sliding Door Cabinet Case, Opening on Right, For 28.5"H Horsepower	48"	15"	15"	<b>YHP1SSDR4828( )</b>	\$2,567.	\$2,811.	\$4,045.	\$4,045.	\$4,636.	\$6,000.
	60"	15"	15"	<b>YHP1SSDR6028( )</b>	3,254.	3,566.	4,568.	4,568.	5,235.	6,765.
	66"	15"	15"	<b>YHP1SSDR6628( )</b>	3,340.	3,662.	4,737.	4,737.	5,428.	7,016.
	72"	15"	15"	<b>YHP1SSDR7228( )</b>	3,426.	3,754.	4,903.	4,903.	5,619.	7,262.



Horsepower Shared Sliding Door Kit, Right, For 28.5"H Horsepower	48"	15"	15"	<b>YHP1SDKR4828( )</b>	988.	n/a	n/a	1,359.	1,561.	2,029.
	60"	15"	15"	<b>YHP1SDKR6028( )</b>	1,030.	n/a	n/a	1,436.	1,661.	2,162.
	66"	15"	15"	<b>YHP1SDKR6628( )</b>	1,082.	n/a	n/a	1,520.	1,750.	2,281.
	72"	15"	15"	<b>YHP1SDKR7228( )</b>	1,110.	n/a	n/a	1,565.	1,794.	2,333.

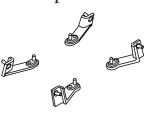

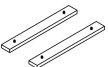


Ordering Information	Order Code	Included With	Options
<b>Horsepower Sliding Door Cabinet Case</b> 1. Pattern Number 2. Exterior Case Finish 3. Interior Case Finish (Laminate only) 4. Bracket Paint Finish  <b>Sliding Doors</b> 1. Pattern Number 2. Laminate Finish 3. Pull Finish	<b>Horsepower Sliding Door Cabinet Case</b>  <i>Example:</i> <b>YHP1SSD6028L, 118, 118T</b>  <b>YHP1S</b> Horsepower Storage <b>SD</b> Sliding Door Cabinet Case  <b>60</b> Width <b>28</b> For 28.5"H Horsepower <b>L</b> Laminate <b>118</b> Bright White Laminate <b>118</b> Bright White Laminate <b>118T</b> Bright White Paint  <i>Example:</i> <b>YHP1SDK60L, 118, 118T</b>  <b>YHP1S</b> Horsepower Storage <b>DK</b> Sliding Door Kit <b>60</b> Width <b>L</b> Laminate <b>118</b> Bright White Laminate <b>118T</b> Bright White Paint	<b>Horsepower Sliding Door Cabinet Case</b>  Cabinets 48"W or wider include a stiffener  <b>Sliding Doors</b>  Hardware	<b>Horsepower Sliding Door Cabinet Case</b>  <b>Case Finish Options:</b> (L) = All the same or different laminates for the exterior and interior case (V) = All the same veneer for the exterior and interior case  <b>Sliding Doors Door Finish Options:</b> (L) = Laminate (V) = Veneer  Door pulls are available in Knoll core paints, Dark Red (130), and Slate Blue (131) paint finishes.

# Horsepower Wood Cabinets

## *Mounting Brackets and Ballast Kit*

Antenna Workspaces GSA

description	type	w	d	h	pattern no.	list
 Horsepower End Cabinet Brackets	Kit of 4 End brackets to support one cabinet at either end.	3 1/2"	1 1/2"	1 1/2"	<b>YHP1SKA</b>	\$118.
 Horsepower Mid Cabinet Brackets	Kit of Mid brackets to support between adjacent cabinets	5 1/8"	1 1/2"	1 1/2"	<b>YHP1SKM</b>	90.
 Horsepower Ballast Kit (pair)	For 30"W Wood Cabinet or Metal Shelf	24 1/2"	3"	1"	<b>YHP1KUB30</b>	546.
	For 36"W Wood Cabinet or Metal Shelf	30 1/2"	3"	3/8"	<b>YHP1KUB36</b>	546.
	For 48"W Wood Cabinet or Metal Shelf	42 1/2"	3"	1/2"	<b>YHP1KUB48</b>	546.

### Ordering Information

- Brackets**
1. Pattern Number
  2. Bracket Paint Finish

### Order Code

**Horsepower Cabinet Brackets**

---

*Example:* **YHP1SKA, 118T**

---

**YHP1** Horsepower

---

**SKA** End Brackets

---

**118T** Bright White Textured Paint

---

### Included With

**Horsepower Cabinet Brackets**

Attachment Hardware

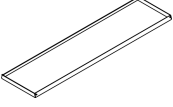
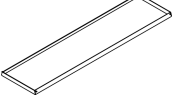
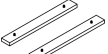
### Options

**Horsepower Cabinet Brackets**

# Horsepower Metal Shelves

## 25" h and 28.5" H

Antenna Workspaces GSA

description	type	w	d	h	pattern no.	list
Horsepower Metal Shelves, For 25"H Independent Horsepower 	For 24"W Independent Horsepower	26"	11"	1 1/4"	<b>YHP1SMS2425</b>	\$329.
	For 30"W Independent Horsepower	32"	11"	1 1/4"	<b>YHP1SMS3025</b>	378.
	For 36"W Independent Horsepower	38"	11"	1 1/4"	<b>YHP1SMS3625</b>	411.
	For 48"W Independent Horsepower	50"	11"	1 1/4"	<b>YHP1SMS4825</b>	501.
Horsepower Metal Shelves, For 28 1/2"H Independent Horsepower 	For 24"W Independent Horsepower	26"	12"	1 1/4"	<b>YHP1SMS2428</b>	417.
	For 30"W Independent Horsepower	32"	12"	1 1/4"	<b>YHP1SMS3028</b>	438.
	For 36"W Independent Horsepower	38"	12"	1 1/4"	<b>YHP1SMS3628</b>	479.
	For 48"W Independent Horsepower	50"	12"	1 1/4"	<b>YHP1SMS4828</b>	578.
Horsepower Ballast Kit (pair) 	For 30"W Wood Cabinet or Metal Shelf	24 1/2"	3"	1"	<b>YHP1KUB30</b>	546.
	For 36"W Wood Cabinet or Metal Shelf	30 1/2"	3"	5/8"	<b>YHP1KUB36</b>	546.
	For 48"W Wood Cabinet or Metal Shelf	42 1/2"	3"	1/2"	<b>YHP1KUB48</b>	546.

Horsepower

Ordering Information	Order Code	Included With	Options
<b>Horsepower Metal Shelf</b> 1. Pattern Number 2. Paint Finish	<b>Horsepower Metal Shelf</b> <i>Example:</i> <b>YHP1SMS3025, 118T</b> <b>YHP1</b> Horsepower <b>SMS</b> Metal Shelf <b>30</b> Width <b>25</b> For 25"H Horsepower <b>118T</b> Bright White Textured Paint	<b>Horsepower Metal Shelf</b> Attachment Hardware	<b>Horsepower Metal Shelf</b>

# Horsepower Accessories

## *Floor Anchors*

Antenna Workspaces GSA

description	type	w	d	h	pattern no.	list
Floor Anchors (pair)	For Horsepower Leg with Glides	1 1/2"	2"	1/3"	<b>YHP1F</b>	\$36.

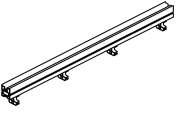
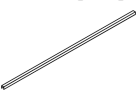



Ordering Information	Order Code	Included With	Options
Horsepower Floor Anchor	<u>Horsepower Floor Anchor</u>	Horsepower Floor Anchor	Horsepower Floor Anchor
1. Pattern Number	<i>Example:</i> <b>YHP1F</b>		
	<b>YHP1F</b> Horsepower Floor Anchor		



# Beams

## Beams, End Cap, and Top Caps

description	type	w	d	h	pattern no.	list
	Full Width	36"	3"	3 1/4"	<b>YNB36</b>	\$587.
		42"	3"	3 1/4"	<b>YNB42</b>	587.
		48"	3"	3 1/4"	<b>YNB48</b>	587.
		54"	3"	3 1/4"	<b>YNB54</b>	686.
		60"	3"	3 1/4"	<b>YNB60</b>	686.
		66"	3"	3 1/4"	<b>YNB66</b>	703.
		72"	3"	3 1/4"	<b>YNB72</b>	723.
		78"	3"	3 1/4"	<b>YNB78</b>	1,102.
		84"	3"	3 1/4"	<b>YNB84</b>	1,133.
		90"	3"	3 1/4"	<b>YNB90</b>	1,164.
		96"	3"	3 1/4"	<b>YNB96</b>	1,164.
		108"	3"	3 1/4"	<b>YNB108</b>	1,293.
120"	3"	3 1/4"	<b>YNB120</b>	1,365.		
	Full Width	36"	3/4"	3/4"	<b>YNBTC36</b>	69.
		42"	3/4"	3/4"	<b>YNBTC42</b>	72.
		48"	3/4"	3/4"	<b>YNBTC48</b>	72.
		54"	3/4"	3/4"	<b>YNBTC54</b>	83.
		60"	3/4"	3/4"	<b>YNBTC60</b>	90.
		66"	3/4"	3/4"	<b>YNBTC66</b>	97.
		72"	3/4"	3/4"	<b>YNBTC72</b>	106.
		78"	3/4"	3/4"	<b>YNBTC78</b>	116.
		84"	3/4"	3/4"	<b>YNBTC84</b>	122.
		90"	3/4"	3/4"	<b>YNBTC90</b>	130.
96"	3/4"	3/4"	<b>YNBTC96</b>	138.		
	Full Height	3"	1 1/5"	6"	<b>YNCE</b>	73.

### Ordering Information

1. Pattern Number
2. Paint Finish

### Order Code

#### Beams

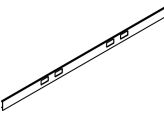
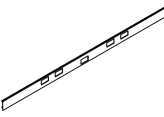
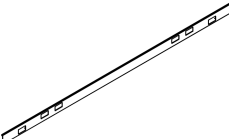
*Example:* **YNB60, 118T**

<b>YNB</b>	Power Beam, Beam
<b>60</b>	Width
<b>118T</b>	Bright White Paint

### Included With

- Beams**
- Anchor Brackets
- Beam End Cap**
- Hardware

*Standard Duplex Outlet Openings at Both Left and Right*

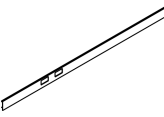
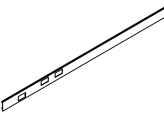
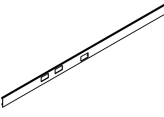
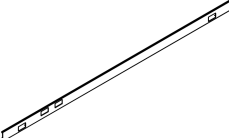
description	type	w*	d	h	pattern no.	list
Side cover, four outlets two left and two right 	For one side of 60" beam	60"		3"	YNC60D22( )( )	\$285.
	For one side of 66" beam	66"		3"	YNC66D22( )( )	296.
	For one side of 72" beam	72"		3"	YNC72D22( )( )	302.
	For one side of 78" beam	78"		3"	YNC78D22( )( )	310.
	For one side of 84" beam	84"		3"	YNC84D22( )( )	316.
	For one side of 90" beam	90"		3"	YNC90D22( )( )	322.
	For one side of 96" beam	96"		3"	YNC96D22( )( )	328.
Side cover, four outlets two left and two right telecom cutout center 	For one side of 60" beam	60"		3"	YNC60D22TC( )( )	307.
	For one side of 66" beam	66"		3"	YNC66D22TC( )( )	319.
	For one side of 72" beam	72"		3"	YNC72D22TC( )( )	324.
	For one side of 78" beam	78"		3"	YNC78D22TC( )( )	332.
	For one side of 84" beam	84"		3"	YNC84D22TC( )( )	337.
	For one side of 90" beam	90"		3"	YNC90D22TC( )( )	344.
	For one side of 96" beam	96"		3"	YNC96D22TC( )( )	349.
Side cover, four outlets two left and two right telecom cutout left & right 	For one side of 84" beam	84"		3"	YNC84D22TX( )( )	359.
	For one side of 90" beam	90"		3"	YNC90D22TX( )( )	365.
	For one side of 96" beam	96"		3"	YNC96D22TX( )( )	371.

\*Nominal width

Ordering Information	Order Code	Included With	Options
<b>Side Cover</b> 1. Pattern Number 2. Paint Finish	<b>Side Cover</b> <i>Example:</i> <b>YNC60D22TC00, 118T</b> <b>YNC</b> Power Beam Side Cover <b>60</b> Width <b>D</b> Duplex Power Cutout <b>2</b> 2 Power Cutouts Left <b>2</b> 2 Power Cutouts Right <b>T</b> Telecom cutout <b>C</b> Telecom cutout center <b>00</b> Full Width <b>118T</b> Bright White Paint	<b>Side Cover</b> Light Gap filler	00 = Full Width 10 = 1.5" less wide on left side 01 = 1.5" less wide on right side 11 = 1.5" less wide on both left and right side 30 = 3" less wide on left side 03 = 3" less wide on right side 13 = 1.5" less wide on left side, 3" less wide on right side 31 = 3" less wide on left side, 1.5" less wide on right side.

# Covers for Power Beam

## Standard Duplex Outlet Openings on Left only

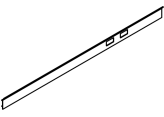
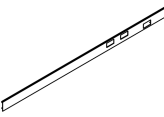
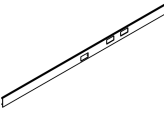
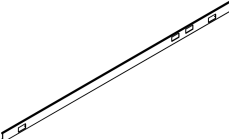
description	type	w*	d	h	pattern no.	list
Side cover two outlets on left 	For one side of 60" beam	60"		3"	YNC60D20( )( )	\$248.
	For one side of 66" beam	66"		3"	YNC66D20( )( )	260.
	For one side of 72" beam	72"		3"	YNC72D20( )( )	265.
	For one side of 78" beam	78"		3"	YNC78D20( )( )	273.
	For one side of 84" beam	84"		3"	YNC84D20( )( )	278.
	For one side of 90" beam	90"		3"	YNC90D20( )( )	285.
	For one side of 96" beam	96"		3"	YNC96D20( )( )	290.
Side cover two outlets on left telecom cut out left 	For one side of 60" beam	60"		3"	YNC60D20TL( )( )	270.
	For one side of 66" beam	66"		3"	YNC66D20TL( )( )	281.
	For one side of 72" beam	72"		3"	YNC72D20TL( )( )	287.
	For one side of 78" beam	78"		3"	YNC78D20TL( )( )	294.
	For one side of 84" beam	84"		3"	YNC84D20TL( )( )	300.
	For one side of 90" beam	90"		3"	YNC90D20TL( )( )	307.
	For one side of 96" beam	96"		3"	YNC96D20TL( )( )	312.
Side cover two outlets on left telecom cut out center 	For one side of 60" beam	60"		3"	YNC60D20TC( )( )	270.
	For one side of 66" beam	66"		3"	YNC66D20TC( )( )	281.
	For one side of 72" beam	72"		3"	YNC72D20TC( )( )	287.
	For one side of 78" beam	78"		3"	YNC78D20TC( )( )	294.
	For one side of 84" beam	84"		3"	YNC84D20TC( )( )	300.
	For one side of 90" beam	90"		3"	YNC90D20TC( )( )	307.
	For one side of 96" beam	96"		3"	YNC96D20TC( )( )	312.
Side cover two outlets on left telecom cut out left & right 	For one side of 84" beam	84"		3"	YNC84D20TX( )( )	322.
	For one side of 90" beam	90"		3"	YNC90D20TX( )( )	329.
	For one side of 96" beam	96"		3"	YNC96D20TX( )( )	334.

\*Nominal width

Ordering Information	Order Code	Included With	Options
<b>Side Cover</b>	<b>Side Cover</b>	<b>Side Cover</b>	
1. Pattern Number	<i>Example:</i> YNC60D2000, 118T	Light Gap filler	00 = Full Width
2. Paint Finish	YNC Power Beam Side Cover		10 = 1.5" less wide on left side
	60 Width		01 = 1.5" less wide on right side
	D Duplex Power cutout		11 = 1.5" less wide on both left and right side
	2 2 Power cutouts Left		30 = 3" less wide on left side
	0 No Power cutouts Right		03 = 3" less wide on right side
	00 Full Width		13 = 1.5" less wide on left side, 3" less wide on right side
	118T Bright White Paint		31 = 3" less wide on left side, 1.5" less wide on right side.

# Covers for Power Beam

## Standard Duplex Outlet Openings on Right only

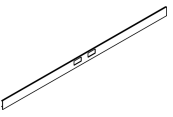
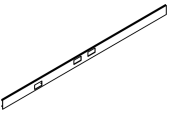
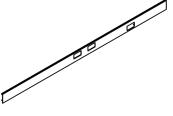
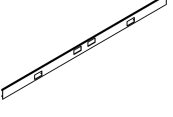
description	type	w*	d	h	pattern no.	list
Side cover two outlets on right 	For one side of 60" beam	60"		3"	YNC60D02( )( )	\$248.
	For one side of 66" beam	66"		3"	YNC66D02( )( )	260.
	For one side of 72" beam	72"		3"	YNC72D02( )( )	265.
	For one side of 78" beam	78"		3"	YNC78D02( )( )	273.
	For one side of 84" beam	84"		3"	YNC84D02( )( )	278.
	For one side of 90" beam	90"		3"	YNC90D02( )( )	285.
	For one side of 96" beam	96"		3"	YNC96D02( )( )	290.
Side cover two outlets on right telecom cutout right 	For one side of 60" beam	60"		3"	YNC60D02TR( )( )	270.
	For one side of 66" beam	66"		3"	YNC66D02TR( )( )	281.
	For one side of 72" beam	72"		3"	YNC72D02TR( )( )	287.
	For one side of 78" beam	78"		3"	YNC78D02TR( )( )	294.
	For one side of 84" beam	84"		3"	YNC84D02TR( )( )	300.
	For one side of 90" beam	90"		3"	YNC90D02TR( )( )	307.
	For one side of 96" beam	96"		3"	YNC96D02TR( )( )	312.
Side cover two outlets on right telecom cutout center 	For one side of 60" beam	60"		3"	YNC60D02TC( )( )	270.
	For one side of 66" beam	66"		3"	YNC66D02TC( )( )	281.
	For one side of 72" beam	72"		3"	YNC72D02TC( )( )	287.
	For one side of 78" beam	78"		3"	YNC78D02TC( )( )	294.
	For one side of 84" beam	84"		3"	YNC84D02TC( )( )	300.
	For one side of 90" beam	90"		3"	YNC90D02TC( )( )	307.
	For one side of 96" beam	96"		3"	YNC96D02TC( )( )	312.
Side cover two outlets on right telecom cutouts left & right 	For one side of 84" beam	84"		3"	YNC84D02TX( )( )	322.
	For one side of 90" beam	90"		3"	YNC90D02TX( )( )	329.
	For one side of 96" beam	96"		3"	YNC96D02TX( )( )	334.

\*Nominal width

Ordering Information	Order Code	Included With	Options
<b>Side Cover</b> 1. Pattern Number 2. Paint Finish	<b>Side Cover</b> <i>Example:</i> <b>YNC84D02TX30, 118T</b> <b>YNC</b> Power Beam Side Cover <b>84</b> Width <b>D</b> Duplex Power cutout <b>0</b> No Duplex Power cutout Left <b>2</b> 2 Power cutouts Right <b>T</b> Telecom cutout <b>X</b> Telecom cutouts left and right <b>30</b> 3" less wide on left side <b>118T</b> Bright White Paint	<b>Side Cover</b> Light Gap filler	00 = Full Width 10 = 1.5" less wide on left side 01 = 1.5" less wide on right side 11 = 1.5" less wide on both left and right side 30 = 3" less wide on left side 03 = 3" less wide on right side 13 = 1.5" less wide on left side, 3" less wide on right side 31 = 3" less wide on left side, 1.5" less wide on right side.

# Covers for Power Beam

## Two Duplex Outlet Openings Centered

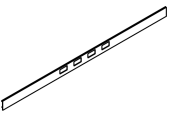
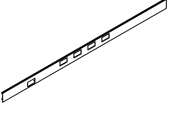
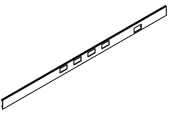
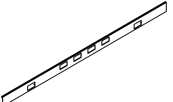
description	type	w*	d	h	pattern no.	list
Side cover two outlets centered 	For one side of 36" beam	36"		3"	YNC36D2C( ) ( )	\$210.
	For one side of 42" beam	42"		3"	YNC42D2C( ) ( )	216.
	For one side of 48" beam	48"		3"	YNC48D2C( ) ( )	222.
	For one side of 54" beam	54"		3"	YNC54D2C( ) ( )	235.
	For one side of 60" beam	60"		3"	YNC60D2C( ) ( )	248.
	For one side of 66" beam	66"		3"	YNC66D2C( ) ( )	260.
	For one side of 72" beam	72"		3"	YNC72D2C( ) ( )	265.
	For one side of 78" beam	78"		3"	YNC78D2C( ) ( )	273.
Side cover two outlets centered telecom cutout left 	For one side of 36" beam	36"		3"	YNC36D2CTL( ) ( )	232.
	For one side of 42" beam	42"		3"	YNC42D2CTL( ) ( )	238.
	For one side of 48" beam	48"		3"	YNC48D2CTL( ) ( )	245.
	For one side of 54" beam	54"		3"	YNC54D2CTL( ) ( )	258.
	For one side of 60" beam	60"		3"	YNC60D2CTL( ) ( )	270.
	For one side of 66" beam	66"		3"	YNC66D2CTL( ) ( )	281.
	For one side of 72" beam	72"		3"	YNC72D2CTL( ) ( )	287.
	For one side of 78" beam	78"		3"	YNC78D2CTL( ) ( )	294.
Side cover two outlets centered telecom cutout right 	For one side of 36" beam	36"		3"	YNC36D2CTR( ) ( )	232.
	For one side of 42" beam	42"		3"	YNC42D2CTR( ) ( )	238.
	For one side of 48" beam	48"		3"	YNC48D2CTR( ) ( )	245.
	For one side of 54" beam	54"		3"	YNC54D2CTR( ) ( )	258.
	For one side of 60" beam	60"		3"	YNC60D2CTR( ) ( )	270.
	For one side of 66" beam	66"		3"	YNC66D2CTR( ) ( )	281.
	For one side of 72" beam	72"		3"	YNC72D2CTR( ) ( )	287.
	For one side of 78" beam	78"		3"	YNC78D2CTR( ) ( )	294.
Side cover two outlets centered telecom cutout left & right 	For one side of 36" beam	36"		3"	YNC36D2CTX( ) ( )	254.
	For one side of 42" beam	42"		3"	YNC42D2CTX( ) ( )	260.
	For one side of 48" beam	48"		3"	YNC48D2CTX( ) ( )	266.
	For one side of 54" beam	54"		3"	YNC54D2CTX( ) ( )	279.
	For one side of 60" beam	60"		3"	YNC60D2CTX( ) ( )	291.
	For one side of 66" beam	66"		3"	YNC66D2CTX( ) ( )	303.
	For one side of 72" beam	72"		3"	YNC72D2CTX( ) ( )	309.
	For one side of 78" beam	78"		3"	YNC78D2CTX( ) ( )	317.

\*Nominal width

Ordering Information	Order Code	Included With	Options
<b>Side Cover</b>	<b>Side Cover</b>	<b>Side Cover</b>	00 = Full Width
1. Pattern Number	<i>Example:</i> YNC60D2C00, 118T	Light Gap filler	10 = 1.5" less wide on left side
2. Paint Finish	YNC Power Beam Side Cover		01 = 1.5" less wide on right side
	60 Width		11 = 1.5" less wide on both left and right side
	D Duplex Power Cutout		30 = 3" less wide on left side
	2C 2 Power cutouts Centered		03 = 3" less wide on right side
	00 Full Width		13 = 1.5" less wide on left side, 3" less wide on right side
	118T Bright White Paint		31 = 3" less wide on left side, 1.5" less wide on right side.

# Covers for Power Beam

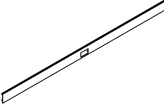
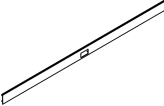
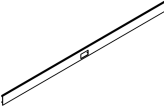
## Four Duplex Outlet Openings Centered

description	type	w*	d	h	pattern no.	list
Side cover four outlets centered 	For one side of 48" beam	48"		3"	YNC48D4C( )()	\$260.
	For one side of 54" beam	54"		3"	YNC54D4C( )()	273.
	For one side of 60" beam	60"		3"	YNC60D4C( )()	285.
	For one side of 66" beam	66"		3"	YNC66D4C( )()	296.
	For one side of 72" beam	72"		3"	YNC72D4C( )()	302.
	For one side of 78" beam	78"		3"	YNC78D4C( )()	310.
Side cover four outlets centered telecom cutout left 	For one side of 48" beam	48"		3"	YNC48D4CTL( )()	281.
	For one side of 54" beam	54"		3"	YNC54D4CTL( )()	294.
	For one side of 60" beam	60"		3"	YNC60D4CTL( )()	307.
	For one side of 66" beam	66"		3"	YNC66D4CTL( )()	319.
	For one side of 72" beam	72"		3"	YNC72D4CTL( )()	324.
	For one side of 78" beam	78"		3"	YNC78D4CTL( )()	332.
Side cover four outlets centered telecom cutout right 	For one side of 48" beam	48"		3"	YNC48D4CTR( )()	281.
	For one side of 54" beam	54"		3"	YNC54D4CTR( )()	294.
	For one side of 60" beam	60"		3"	YNC60D4CTR( )()	307.
	For one side of 66" beam	66"		3"	YNC66D4CTR( )()	319.
	For one side of 72" beam	72"		3"	YNC72D4CTR( )()	324.
	For one side of 78" beam	78"		3"	YNC78D4CTR( )()	332.
Side cover four outlets centered telecom cutout left & right 	For one side of 48" beam	48"		3"	YNC48D4CTX( )()	303.
	For one side of 54" beam	54"		3"	YNC54D4CTX( )()	317.
	For one side of 60" beam	60"		3"	YNC60D4CTX( )()	329.
	For one side of 66" beam	66"		3"	YNC66D4CTX( )()	340.
	For one side of 72" beam	72"		3"	YNC72D4CTX( )()	346.
	For one side of 78" beam	78"		3"	YNC78D4CTX( )()	353.

\*Nominal width

Ordering Information	Order Code	Included With	Options
<b>Side Cover</b> 1. Pattern Number 2. Paint Finish	<b>Side Cover</b> <i>Example:</i> <b>YNC48D4CTR03, 118T</b> <b>YNC</b> Power Beam Side Cover <b>60</b> Width <b>D</b> Duplex Power cutout <b>4C</b> 4 Power cutouts Centered <b>T</b> Telecom cutout <b>R</b> Telecom cutout right <b>03</b> 3" less wide on right side <b>118T</b> Bright White Paint	<b>Side Cover</b> Light Gap filler	00 = Full Width 10 = 1.5" less wide on left side 01 = 1.5" less wide on right side 11 = 1.5" less wide on both left and right side 30 = 3" less wide on left side 03 = 3" less wide on right side 13 = 1.5" less wide on left side, 3" less wide on right side 31 = 3" less wide on left side, 1.5" less wide on right side.

# Covers for Power Beam Telecom Cutouts Only

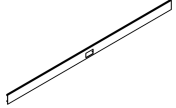
description	w	d	h	pattern no.	list
Side cover telecom cutout center full width 	36"		3"	YNC36NTC( )	\$194.
	42"		3"	YNC42NTC( )	201.
	48"		3"	YNC48NTC( )	208.
	54"		3"	YNC54NTC( )	220.
	60"		3"	YNC60NTC( )	232.
	66"		3"	YNC66NTC( )	245.
	72"		3"	YNC72NTC( )	251.
	78"		3"	YNC78NTC( )	258.
	84"		3"	YNC84NTC( )	263.
	90"		3"	YNC90NTC( )	270.
96"		3"	YNC96NTC( )	275.	
Side cover telecom cutout center 1.5" less than full 	34 1/2"		3"	YNC34NTC( )	194.
	40 1/2"		3"	YNC40NTC( )	201.
	46 1/2"		3"	YNC46NTC( )	208.
	52 1/2"		3"	YNC52NTC( )	220.
	58 1/2"		3"	YNC58NTC( )	232.
	64 1/2"		3"	YNC64NTC( )	245.
	70 1/2"		3"	YNC70NTC( )	251.
	76 1/2"		3"	YNC76NTC( )	258.
	82 1/2"		3"	YNC82NTC( )	263.
	88 1/2"		3"	YNC88NTC( )	270.
94 1/2"		3"	YNC94NTC( )	275.	
Side cover telecom cutout center 3" less than full 	33"		3"	YNC33NTC( )	194.
	39"		3"	YNC39NTC( )	201.
	45"		3"	YNC45NTC( )	208.
	51"		3"	YNC51NTC( )	220.
	57"		3"	YNC57NTC( )	232.
	63"		3"	YNC63NTC( )	245.
	69"		3"	YNC69NTC( )	251.
	75"		3"	YNC75NTC( )	258.
	81"		3"	YNC81NTC( )	263.
	87"		3"	YNC87NTC( )	270.
93"		3"	YNC93NTC( )	275.	

Power Beam

Ordering Information	Order Code	Included With	Options
<b>Side Cover</b>	<b>Side Cover</b>	<b>Side Cover</b>	
1. Pattern Number	<i>Example:</i> <b>YNC30NTC, 118T</b>	Light Gap filler	
2. Paint Finish	<b>YNC</b> Power Beam Side Cover		
	<b>60</b> Width		
	<b>N</b> No Duplex		
	<b>T</b> Telecom		
	<b>C</b> Telecom Cutout Center		
	<b>118T</b> Bright White Paint		

# Covers for Power Beam Telecom Cutouts Only

description	w	d	h	pattern no.	list
Side cover	32"		3"	YNC32NTC( )	\$194.
telecom cutout center	38"		3"	YNC38NTC( )	201.
4.5" less than full	44"		3"	YNC44NTC( )	208.
(1.5" one side, 3" one side)	50"		3"	YNC50NTC( )	220.
	56"		3"	YNC56NTC( )	232.
	62"		3"	YNC62NTC( )	245.
	68"		3"	YNC68NTC( )	251.
	74"		3"	YNC74NTC( )	258.
	80"		3"	YNC80NTC( )	263.
	86"		3"	YNC86NTC( )	270.
	92"		3"	YNC92NTC( )	275.



## Ordering Information

### Side Cover

1. Pattern Number
2. Paint Finish

## Order Code

### Side Cover

*Example:* **YNC30NTC, 118T**

<b>YNC</b>	Power Beam Side Cover
<b>60</b>	Width
<b>N</b>	No Duplex
<b>T</b>	Telecom
<b>C</b>	Telecom Cutout Center
<b>118T</b>	Bright White Paint

## Included With

### Side Cover

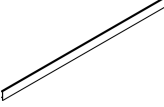
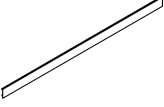
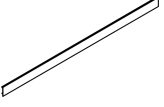
Light Gap filler

## Options



# Covers for Power Beam

## No Outlet Openings

description	type	w	d	h	pattern no.	list
Side covers, no outlets full width 		36"		3"	YNC36N	\$171.
		42"		3"	YNC42N	178.
		48"		3"	YNC48N	185.
		54"		3"	YNC54N	197.
		60"		3"	YNC60N	209.
		66"		3"	YNC66N	220.
		72"		3"	YNC72N	227.
		78"		3"	YNC78N	233.
		84"		3"	YNC84N	239.
		90"		3"	YNC90N	246.
	96"		3"	YNC96N	251.	
Side covers, no outlets 1.5" less than full 		34 1/2"		3"	YNC34N	171.
		40 1/2"		3"	YNC40N	178.
		46 1/2"		3"	YNC46N	185.
		52 1/2"		3"	YNC52N	197.
		58 1/2"		3"	YNC58N	209.
		64 1/2"		3"	YNC64N	220.
		70 1/2"		3"	YNC70N	227.
		76 1/2"		3"	YNC76N	233.
		82 1/2"		3"	YNC82N	239.
		88 1/2"		3"	YNC88N	246.
	94 1/2"		3"	YNC94N	251.	
Side covers, no outlets 3" less than full 		33"		3"	YNC33N	171.
		39"		3"	YNC39N	178.
		45"		3"	YNC45N	185.
		51"		3"	YNC51N	197.
		57"		3"	YNC57N	209.
		63"		3"	YNC63N	220.
		69"		3"	YNC69N	227.
		75"		3"	YNC75N	233.
		81"		3"	YNC81N	239.
		87"		3"	YNC87N	246.
	93"		3"	YNC93N	251.	

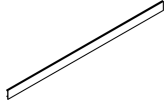
Power Beam

Ordering Information	Order Code	Included With	Options
<b>Side Cover</b>	<b>Side Cover</b>	<b>Side Cover</b>	
1. Pattern Number	<i>Example:</i> <b>YNC60N, 118T</b>	Light Gap filler	
2. Paint Finish	<b>YNC</b> Power Beam Side Cover		
	<b>60</b> Width		
	<b>N</b> No Knockouts		
	<b>118T</b> Bright White Paint		

# Covers for Power Beam

## No Outlet Openings

description	type	w	d	h	pattern no.	list
Side covers, no outlets		32"		3"	<b>YNC32N</b>	\$173.
4.5" less than full (1.5" one side, 3" one side)		38"		3"	<b>YNC38N</b>	179.
		44"		3"	<b>YNC44N</b>	187.
		50"		3"	<b>YNC50N</b>	199.
		56"		3"	<b>YNC56N</b>	210.
		62"		3"	<b>YNC62N</b>	222.
		68"		3"	<b>YNC68N</b>	229.
		74"		3"	<b>YNC74N</b>	235.
		80"		3"	<b>YNC80N</b>	242.
		86"		3"	<b>YNC86N</b>	248.
		92"		3"	<b>YNC92N</b>	253.



### Ordering Information

#### Side Cover

1. Pattern Number
2. Paint Finish

### Order Code

#### Side Cover

*Example:* **YNC60N, 118T**

<b>YNC</b>	Power Beam Side Cover
<b>60</b>	Width
<b>N</b>	No Knockouts
<b>118T</b>	Bright White Paint

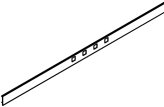
### Included With

#### Side Cover

Light Gap filler

### Options

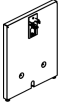
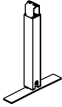

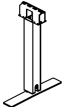

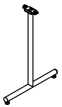

# Beam Covers for Plug-in Power Simplex and USB outlet openings

description	type	w	d	h	pattern no.	list
 Side cover, Plug-in outlets, Outlets Centered	full width	42"		3"	<b>YNC42S4</b>	\$253.
	full width	48"		3"	<b>YNC48S4</b>	260.
	full width	54"		3"	<b>YNC54S4</b>	273.
	full width	60"		3"	<b>YNC60S4</b>	285.
	full width	66"		3"	<b>YNC66S4</b>	296.
	full width	72"		3"	<b>YNC72S4</b>	302.
	full width	78"		3"	<b>YNC78S4</b>	310.
	full width	84"		3"	<b>YNC84S4</b>	316.
	full width	90"		3"	<b>YNC90S4</b>	322.
	full width	96"		3"	<b>YNC96S4</b>	328.

Ordering Information	Order Code	Included With	Options
<b>Side Cover</b> 1. Pattern Number 2. Paint Finish	<b>Side Cover</b> <i>Example:</i> <b>YNC60S4</b> <b>YNC</b> Power Beam Side Cover <b>60</b> Width <b>S4</b> Simplex Knockout, 4 Centered <b>118T</b> Bright White Paint	<b>Side Cover</b> Four simplex knockouts, centered.	<b>Side Cover</b> Full Width only.

# Beam Supports

## Legs and End Panels

description	type	w	d	h	pattern no.	list
 Beam end panel, with cable path	end of 22"H	18"	1 1/2"	22 1/4"	<b>YNSEPC22</b>	\$900.
	end of 28"H	18"	1 1/2"	28 1/2"	<b>YNSEPC28</b>	919.
 Square end leg with foot	end of 22"H beam	3"	3"	18 3/4"	<b>YNSCELF22(N/G)</b>	618.
	end of 28"H beam	3"	3"	25 1/4"	<b>YNSCELF28(N/G)</b>	625.
	end of 34"H beam	3"	3"	31 1/2"	<b>YNSCELF34(N/G)</b>	675.
 Square end leg without foot	end of 22"H beam	3"	3"	18 3/4"	<b>YNSCELN22(N/G)</b>	553.
	end of 28"H beam	3"	3"	25 1/4"	<b>YNSCELN28(N/G)</b>	559.
	end of 34"H beam	3"	3"	31 1/2"	<b>YNSCELN34(N/G)</b>	613.
 Square mid leg with foot	mid of 22"H beam	3"	3"	18 3/4"	<b>YNSCILF22(N/G)</b>	698.
	mid of 28"H beam	3"	3"	25 1/4"	<b>YNSCILF28(N/G)</b>	703.
	mid of 34"H beam	3"	3"	31 1/2"	<b>YNSCILF34(N/G)</b>	760.
 Square mid leg without foot	mid of 22"H beam	3"	3"	18 3/4"	<b>YNSCILN22(N/G)</b>	460.
	mid of 28"H beam	3"	3"	25 1/4"	<b>YNSCILN28(N/G)</b>	465.
	mid of 34"H beam	3"	3"	31 1/2"	<b>YNSCILN34(N/G)</b>	527.
 Round T-leg	end or mid of 22"H beam	1 1/4"	1 1/4"	18 3/4"	<b>YNSRTL22</b>	367.
	end or mid of 28"H beam	1 1/4"	1 1/4"	25 1/4"	<b>YNSRTL28</b>	373.
	end or mid of 34"H beam	1 1/4"	1 1/4"	31 1/2"	<b>YNSRTL34</b>	448.
 Round Straight-leg	mid of 22"H beam	1 1/4"	1 1/4"	18 3/4"	<b>YNSRIL22</b>	246.
	mid of 28"H beam	1 1/4"	1 1/4"	25 1/4"	<b>YNSRIL28</b>	251.
	mid of 34"H beam	1 1/4"	1 1/4"	31 1/2"	<b>YNSRIL34</b>	307.

### Ordering Information

#### Square Leg

1. Pattern Number
2. Paint Finish Leg
3. Paint Finish Foot

#### Round Leg

1. Pattern Number
2. Paint Finish

#### End Panel

1. Pattern Number
2. Paint Finish

### Order Code

#### Square Leg

*Example:* **YNSCELF28G, 118T, 118T**

<b>YNS</b>	Power Beam Supports
<b>CEL</b>	Square End Leg
<b>F</b>	With Foot
<b>28</b>	Height
<b>G</b>	with Grommet for Cables
<b>118T</b>	Bright White Paint
<b>118T</b>	Bright White Paint

### Included With

#### Square Leg

Attachment Hardware

#### Round Leg

Attachment Hardware

#### Beam End Panel

Attachment Hardware

#### Mobile A-Leg

One Locking, one non-locking  
caster  
Attachment Hardware

# Beam Supports

## *Legs and End Panels*

description	type	w	d	h	pattern no.	list
Mobile A-Leg	end of 22"H beam	1 1/4"	12 1/3"	18 3/4"	<b>YNSALM22</b>	\$489.
	end of 28"H beam	1 1/4"	15 3/4"	18 3/4"	<b>YNSALM28</b>	551.



### Ordering Information

#### Square Leg

1. Pattern Number
2. Paint Finish Leg
3. Paint Finish Foot

#### Round Leg

1. Pattern Number
2. Paint Finish

#### End Panel

1. Pattern Number
2. Paint Finish

### Order Code

#### Square Leg

*Example:* **YNSCELF28G, 118T, 118T**

<b>YNS</b>	Power Beam Supports
<b>CEL</b>	Square End Leg
<b>F</b>	With Foot
<b>28</b>	Height
<b>G</b>	with Grommet for Cables
<b>118T</b>	Bright White Paint
<b>118T</b>	Bright White Paint

### Included With

#### Square Leg

Attachment Hardware

#### Round Leg

Attachment Hardware

#### Beam End Panel

Attachment Hardware

#### Mobile A-Leg

One Locking, one non-locking  
caster  
Attachment Hardware

# Beam Supports

## *Low Beam Foot*

description	type	w	d	h	pattern no.	list
Low Beam Foot	For 9.5" high beam	6½"	2¼"	6½"	<b>YNSF</b>	\$232.



### Ordering Information

- Low Beam Foot**  
 1. Pattern Number  
 2. Paint Finish

### Order Code




<b>Low Beam Foot</b>	
<i>Example:</i> <b>YNSF, 118T</b>	
<b>YNS</b>	Power Beam Support
<b>F</b>	Low Beam Foot
<b>118T</b>	Bright White Paint

### Included With

**Low Foot Beam**  
 Attachment Hardware

# Beam Supports

## Legs for New York City Hardwire Infeed

description	type	w	d	h	pattern no.	list
 Square end leg with foot, for NYC	end of 22"H beam	3"	3"	18 <sup>3</sup> / <sub>4</sub> "	<b>YNSCELF22NYN</b>	\$771.
	end of 28"H beam	3"	3"	25 <sup>1</sup> / <sub>4</sub> "	<b>YNSCELF28NYN</b>	797.
	end of 34"H beam	3"	3"	31 <sup>1</sup> / <sub>2</sub> "	<b>YNSCELF34NYN</b>	840.
 Square mid leg with foot, for NYC	mid of 22"H beam	3"	3"	18 <sup>3</sup> / <sub>4</sub> "	<b>YNSCILF22NYN</b>	869.
	mid of 28"H beam	3"	3"	25 <sup>1</sup> / <sub>4</sub> "	<b>YNSCILF28NYN</b>	900.
	mid of 34"H beam	3"	3"	31 <sup>1</sup> / <sub>2</sub> "	<b>YNSCILF34NYN</b>	943.
 Square mid leg without foot, for NYC	mid of 22"H beam	3"	3"	18 <sup>3</sup> / <sub>4</sub> "	<b>YNSCILN22NYN</b>	644.
	mid of 28"H beam	3"	3"	5 <sup>1</sup> / <sub>4</sub> "	<b>YNSCILN28NYN</b>	680.
	mid of 34"H beam	3"	3"	31 <sup>1</sup> / <sub>2</sub> "	<b>YNSCILN34NYN</b>	710.

### Ordering Information

#### Square Leg

1. Pattern Number
2. Paint Finish Leg
3. Paint Finish Foot

#### Round Leg

1. Pattern Number
2. Paint Finish

#### End Panel

1. Pattern Number
2. Paint Finish

### Order Code

#### Square Leg

*Example:* **YNSCELF28G, 118T, 118T**

<b>YNS</b>	Power Beam Supports
<b>CEL</b>	Square End Leg
<b>F</b>	With Foot
<b>28</b>	Height
<b>G</b>	with Grommet for Cables
<b>118T</b>	Bright White Paint
<b>118T</b>	Bright White Paint

### Included With

#### Square Leg

Attachment Hardware

#### Round Leg





Attachment Hardware

#### Beam End Panel

Attachment Hardware

# Beam Supports

## *Junction with 3" x 3" Square Leg*

description	type	w	d	h	pattern no.	list
 Square Junctions, L	For 22" beam	3"	3"	22"	<b>YNSCJL22 (N/G)</b>	\$1,133.
	For 28" beam	3"	3"	28"	<b>YNSCJL28(N/G)</b>	1,164.
	For 34" beam	3"	3"	34"	<b>YNSCJL34(N/G)</b>	1,257.
 Square Junctions, T	For 22" beam	3"	3"	22"	<b>YNSCJT22(N/G)</b>	1,164.
	For 28" beam	3"	3"	28"	<b>YNSCJT28(N/G)</b>	1,194.
	For 34" beam	3"	3"	34"	<b>YNSCJT34(N/G)</b>	1,286.
 Square Junctions, X	For 22" beam	3"	3"	22"	<b>YNSCJX22(N/G)</b>	1,316.
	For 28" beam	3"	3"	28"	<b>YNSCJX28(N/G)</b>	1,347.
	For 34" beam	3"	3"	34"	<b>YNSCJX34(N/G)</b>	1,410.
 Triangle Junctions, Y (120°)	For 22" beam	3"	3"	22"	<b>YNSCJY22(N/G)</b>	1,391.
	For 28" beam	3"	3"	28"	<b>YNSCJY28(N/G)</b>	1,495.
	For 34" beam	3"	3"	34"	<b>YNSCJY34(N/G)</b>	1,629.

### Ordering Information

- Square Junction**
1. Pattern Number
  2. Paint Finish Top
  3. Paint Finish Leg

### Order Code

Square Junction	
<i>Example:</i>	<b>YNSCJL28N,118T,118T</b>
<b>YNS</b>	Power Beam Support
<b>CJL</b>	Square Junction, L
<b>28</b>	Height
<b>N</b>	No grommet for Cable
<b>118T</b>	Bright White Paint
<b>118T</b>	Bright White Paint


### Included With

**Square Junction**  
Attachment Hardware



# Beam Supports

## *Junction with Round Leg*

description	type	w	d	h	pattern no.	list
Round Junction, L †	For 22" beam	1 1/4"	1 1/4"	22"	<b>YNSRJL22( )</b>	\$1,100.
	For 28" beam	1 1/4"	1 1/4"	28"	<b>YNSRJL28( )</b>	1,112.
	For 34" beam	1 1/4"	1 1/4"	34"	<b>YNSRJL34( )</b>	1,130.
Round Junction, T †	For 22" beam	1 1/4"	1 1/4"	22"	<b>YNSRJT22( )</b>	1,177.
	For 28" beam	1 1/4"	1 1/4"	28"	<b>YNSRJT28( )</b>	1,190.
	For 34" beam	1 1/4"	1 1/4"	34"	<b>YNSRJT34( )</b>	1,219.
Round Junction, X †	For 22" beam	1 1/4"	1 1/4"	22"	<b>YNSRJX22( )</b>	1,279.
	For 28" beam	1 1/4"	1 1/4"	28"	<b>YNSRJX28( )</b>	1,296.
	For 34" beam	1 1/4"	1 1/4"	34"	<b>YNSRJX34( )</b>	1,327.
Round Junction, Y (120°) 	For 22" beam	1 1/4"	1 1/4"	22"	<b>YNSRJY22( )</b>	1,274.
	For 28" beam	1 1/4"	1 1/4"	28"	<b>YNSRJY28( )</b>	1,298.
	For 34" beam	1 1/4"	1 1/4"	34"	<b>YNSRJY34( )</b>	1,347.

### Ordering Information

- Round Junction**
1. Pattern Number
  2. Paint Finish Top
  3. Paint Finish Leg

### Order Code

**Square Junction**

*Example:* **YNSRJY22,118T**




<b>YNS</b>	Power Beam Support
<b>CJ</b>	Round Junction
<b>22</b>	Height
<b>118T</b>	Bright White Paint

### Included With

**Round Junction**  
Attachment Hardware

# Power Pole for Power Beam

## End Power Pole

description	type	w	d	h	pattern no.	list
 Power Pole, End-Beam, Straight	For 28" beam	3"	3"	120"	<b>YNRCJES120( )</b>	\$2,349.
	For 28" beam	3"	3"	144"	<b>YNRCJES144( )</b>	2,349.
	For 28" beam	3"	3"	28"	<b>YNRCJES28( )</b>	1,070.
	For 34" beam	3"	3"	34"	<b>YNRCJES34( )</b>	1,130.
 Power Pole, End-Beam, Left Hand	For 28" beam	3"	3"	120"	<b>YNRCJEL120( )</b>	2,349.
	For 28" beam	3"	3"	144"	<b>YNRCJEL144( )</b>	2,349.
	For 28" beam	3"	3"	28"	<b>YNRCJEL28( )</b>	1,070.
	For 34" beam	3"	3"	34"	<b>YNRCJEL34( )</b>	1,130.
 Power Pole, End-Beam, Right Hand	For 28" beam	3"	3"	120"	<b>YNRCJER120( )</b>	2,349.
	For 28" beam	3"	3"	144"	<b>YNRCJER144( )</b>	2,349.
	For 28" beam	3"	3"	28"	<b>YNRCJER28( )</b>	1,070.
	For 34" beam	3"	3"	34"	<b>YNRCJER34( )</b>	1,130.

### Ordering Information

#### Power Pole

1. Pattern Number
2. Pole Paint Finish
3. Leveller Paint Finish (only 120" and 144")

### Order Code

#### Power Pole

*Example:* **YNRCJES28,118T**

**YN** Antenna

**R** Power

**CJ** Square Junction

**E** End Power Pole

**S** Straight

**28** 28.5" high

**118T** Bright White Paint

### Included With

#### Power Pole





120" ships in two segments (96" and 24")  
 144" ships in two segments (96" and 48")

### Options

#### Power Pole

**Finish Options:**  
 Pole Paint Finish  
 Leveller Paint (Only for 120" and 140" Poles)

# Power Pole for Power Beam L, T and Straight Power Pole

description	type	w	d	h	pattern no.	list
 Power Pole, L-Beam, Left Hand	For 28" beam	3"	3"	120"	<b>YNRCJLL120( )</b>	\$2,378.
	For 28" beam	3"	3"	144"	<b>YNRCJLL144( )</b>	2,378.
	For 28" beam	3"	3"	28"	<b>YNRCJLL28( )</b>	1,130.
	For 34" beam	3"	3"	34"	<b>YNRCJLL34( )</b>	1,190.
 Power Pole, L-Beam, Right Hand	For 28" beam	3"	3"	120"	<b>YNRCJLR120( )</b>	2,378.
	For 28" beam	3"	3"	144"	<b>YNRCJLR144( )</b>	2,378.
	For 28" beam	3"	3"	28"	<b>YNRCJLR28( )</b>	1,130.
	For 34" beam	3"	3"	34"	<b>YNRCJLR34( )</b>	1,190.
 Power Pole, T-Beam	For 28" beam	3"	3"	120"	<b>YNRCJT120( )</b>	2,438.
	For 28" beam	3"	3"	144"	<b>YNRCJT144( )</b>	2,438.
	For 28" beam	3"	3"	28"	<b>YNRCJT28( )</b>	1,190.
	For 34" beam	3"	3"	34"	<b>YNRCJT34( )</b>	1,248.
 Power Pole, In-line Beams	For 28" beam	3"	3"	120"	<b>YNRCJS120( )</b>	2,378.
	For 28" beam	3"	3"	144"	<b>YNRCJS144( )</b>	2,378.
	For 28" beam	3"	3"	28"	<b>YNRCJS28( )</b>	1,130.
	For 34" beam	3"	3"	34"	<b>YNRCJS34( )</b>	1,190.
Power Pole Cable Divider, kit of 5	For mounting in Power Pole	3"	1/8"	4"	<b>YNRCDS</b>	45.

### Ordering Information

#### Power Pole

1. Pattern Number
2. Pole Paint Finish
3. Leveller Paint Finish (only 120" and 144")

### Order Code

#### Power Pole

*Example:* **YNRCJL28,118T**

<b>YN</b>	Antenna
<b>R</b>	Power
<b>CJ</b>	Square Junction
<b>L</b>	L-Beam
<b>L</b>	Left Hand
<b>28</b>	28.5" high
<b>118T</b>	Bright White Paint

### Included With

#### Power Pole

120" ships in two segments (96" and 24")  
 144" ships in two segments (96" and 48")  
 Splice Kit (120" and 144" poles)  
 Internal Cable Divider.

### Options

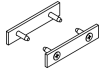
#### Power Pole

**Finish Options:**  
 Pole Paint Finish  
 Leveller Paint (Only for 120" and 140" Poles)

# Beam Junctions

## *Beam Connector and Beam Starter*

description	type	w	d	h	pattern no.	list
Beam Connector Kit	beam-to-beam in line	3/4"	1/4"	3"	<b>YNBBK</b>	\$37.



Beam starter	beam-to-beam perpendicular	3"	1 1/4"	6"	<b>YNSBBS</b>	171.
--------------	----------------------------	----	--------	----	---------------	------



### Ordering Information

#### Beam Starter

1. Pattern Number
2. Paint Finish

### Order Code

#### Beam Starter

*Example:* **YNSBBS, 118T**

**YNS** Power Beam Support

**BBS** Beam to Beam Starter

**118T** Bright White Paint

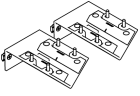

### Included With

#### Beam Starter

Attachment Hardware

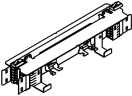
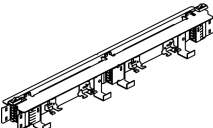
# Table and Rail Supports

## Antenna Rail

description	type	w	d	h	pattern no.	list
Rail Support adapters	2 cradles connecting beam to rails and desktop	3"	1 1/4"	6"	<b>YNSBAR</b>	\$336.
						
Simple Table Support adapters	2 simple table brackets connecting beam to desktop	5"	5"	2 1/8"	<b>YNSBAS</b>	185.
						

Ordering Information	Order Code	Included With
<b>Rail Support Adapters</b>	<b>Rail Support Adapters</b>	<b>Rails Support Adapters</b>
1. Pattern Number	<i>Example:</i> <b>YNSBAR, 118T</b>	Attachment Hardware
2. Paint Finish	<b>YNS</b> Power Beam	
	<b>BAR</b> Rail Support Adapters	
	<b>118T</b> Bright White Paint	

# Power Components Harnesses

description	type	w	d	h	pattern no.	list
 Power harness, 12"	2 duplex each side, 2+2	12"	2"	2"	<b>YNREH12</b>	\$253.
	2 duplex each side, 3+3	12"	2"	2"	<b>YNRTH12</b>	287.
	2 duplex each side, 4-4-2	12"	2"	2"	<b>YNRXH12</b>	300.
 Power harness, 22"	4 duplex each side, 2+2	22"	2"	2"	<b>YNREH22</b>	460.
	4 duplex each side, 3+3	22"	2"	2"	<b>YNRTH22</b>	553.
	4 duplex each side, 4-4-2	22"	2"	2"	<b>YNRXH22</b>	579.

## Ordering Information

### Electrical Components

1. Pattern Number

## Order Code

### Electrical Components

*Example:* **YNREH12**




**YNR** Power Beam Electrical

**EH** Harness, 2+2

**12** Width

# Power Components

## Duplex Outlets and Outlet Fillers

description	type	w	d	h	pattern no.	list
 Duplex outlets 2+2 or 3+3	Circuit A	1 1/2"	1 1/8"	4 1/2"	<b>YNRXDA</b>	\$69.
	Circuit B	1 1/2"	1 1/8"	4 1/2"	<b>YNRXDB</b>	69.
	Circuit C	1 1/2"	1 1/8"	4 1/2"	<b>YNRXDC</b>	69.
	Circuit X	1 1/2"	1 1/8"	4 1/2"	<b>YNRXDX</b>	69.
	Circuit Y	1 1/2"	1 1/8"	4 1/2"	<b>YNRXDY</b>	69.
	Circuit Z	1 1/2"	1 1/8"	4 1/2"	<b>YNRXDZ</b>	69.
 Duplex outlets for 4-4-2	Circuit 1	1 1/2"	1 1/8"	4 1/2"	<b>YNRXD1</b>	69.
	Circuit 2	1 1/2"	1 1/8"	4 1/2"	<b>YNRXD2</b>	69.
	Circuit 3	1 1/2"	1 1/8"	4 1/2"	<b>YNRXD3</b>	69.
	Circuit 4	1 1/2"	1 1/8"	4 1/2"	<b>YNRXD4</b>	69.
 Outlet fillers	set of 10	1 1/4"	1/4"	2 1/2"	<b>YNROF</b>	427.

### Ordering Information

#### Electrical Components

1. Pattern Number

### Order Code

#### Electrical Components

*Example:* **YNREH12**

**YNR** Power Beam Electrical

**EH** Harness, 2+2

**12** Width

### Options

#### Duplex Outlet

111 = Jet Black

118 = Bright White



Add suffix **C** for controlled circuit symbol.

Add suffix **O** for Orange outlet (Circuits X, Y, Z, 3 and 4 only).

Add suffix **T** for Orange triangle (Circuits X, Y, and Z only).

# Power Components

## Duplex USB Outlets

description	type	w	d	h	pattern no.	list
 USB outlets 2+2 or 3+3	Circuit A	1 1/2"	1 1/8"	4 1/2"	<b>YNRXUSBA</b>	\$276.
	Circuit B	1 1/2"	1 1/8"	4 1/2"	<b>YNRXUSBB</b>	276.
	Circuit C	1 1/2"	1 1/8"	4 1/2"	<b>YNRXUSBC</b>	276.
	Circuit X	1 1/2"	1 1/8"	4 1/2"	<b>YNRXUSBX</b>	276.
	Circuit Y	1 1/2"	1 1/8"	4 1/2"	<b>YNRXUSBY</b>	276.
	Circuit Z	1 1/2"	1 1/8"	4 1/2"	<b>YNRXUSBZ</b>	276.
 USB outlets 4-4-2	Circuit 1	1 1/2"	1 1/8"	4 1/2"	<b>YNRXUSB1</b>	276.
	Circuit 2	1 1/2"	1 1/8"	4 1/2"	<b>YNRXUSB2</b>	276.
	Circuit 3	1 1/2"	1 1/8"	4 1/2"	<b>YNRXUSB3</b>	276.
	Circuit 4	1 1/2"	1 1/8"	4 1/2"	<b>YNRXUSB4</b>	276.

### Ordering Information

#### Electrical Components

1. Pattern Number

### Order Code

#### Electrical Components

*Example:* **YNREH12**

**YNR** Power Beam Electrical

**EH** Harness, 2+2

**12** Width

### Options

Electrical Components

#### USB Outlets

111 = Jet Black

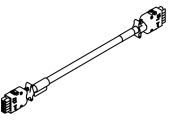
118 = Bright White



# Power Components

## Jumpers for between 12" Harnesses

### 2+2 Electrical Systems

description	type	w*	d	h	pattern no.	list
 Jumper cable	2+2	12"	1"	1"	YNRJE12	\$148.
	2+2	18"	1"	1"	YNRJE18	160.
	2+2	24"	1"	1"	YNRJE24	167.
	2+2	27"	1"	1"	YNRJE27	177.
	2+2	30"	1"	1"	YNRJE30	180.
	2+2	33"	1"	1"	YNRJE33	186.
	2+2	36"	1"	1"	YNRJE36	191.
	2+2	39"	1"	1"	YNRJE39	201.
	2+2	42"	1"	1"	YNRJE42	210.
	2+2	45"	1"	1"	YNRJE45	213.
	2+2	48"	1"	1"	YNRJE48	220.
	2+2	51"	1"	1"	YNRJE51	222.
	2+2	54"	1"	1"	YNRJE54	228.
	2+2	57"	1"	1"	YNRJE57	241.
	2+2	60"	1"	1"	YNRJE60	245.
	2+2	63"	1"	1"	YNRJE63	250.
	2+2	66"	1"	1"	YNRJE66	253.
	2+2	69"	1"	1"	YNRJE69	262.
	2+2	72"	1"	1"	YNRJE72	265.
	2+2	75"	1"	1"	YNRJE75	283.
	2+2	78"	1"	1"	YNRJE78	286.
	2+2	81"	1"	1"	YNRJE81	291.
	2+2	84"	1"	1"	YNRJE84	298.
	2+2	87"	1"	1"	YNRJE87	306.
	2+2	90"	1"	1"	YNRJE90	311.
	2+2	96"	1"	1"	YNRJE96	318.
	2+2	99"	1"	1"	YNRJE99	323.
	2+2	102"	1"	1"	YNRJE102	329.
	2+2	105"	1"	1"	YNRJE105	335.
	2+2	108"	1"	1"	YNRJE108	335.
2+2	114"	1"	1"	YNRJE114	347.	
2+2	117"	1"	1"	YNRJE117	365.	
2+2	120"	1"	1"	YNRJE120	365.	
2+2	123"	1"	1"	YNRJE123	378.	
2+2	132"	1"	1"	YNRJE132	391.	
2+2	135"	1"	1"	YNRJE135	409.	
2+2	144"	1"	1"	YNRJE144	425.	
2+2	147"	1"	1"	YNRJE147	436.	

\* Nominal width

#### Ordering Information

#### Electrical Component

1. Pattern Number

#### Order Code

#### Electrical Component

*Example:* **YNRJE60**

**YNR** Power Beam Electrical

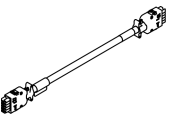
**JE** Jumper, 2+2

**60** Width

# Power Components

## *Jumpers for between 12" Harnesses*

### *3+3 Electrical Systems*

description	type	w*	d	h	pattern no.	list
 Jumper cable	3+3	12"	1"	1"	YNRJT12	\$191.
	3+3	18"	1"	1"	YNRJT18	205.
	3+3	24"	1"	1"	YNRJT24	220.
	3+3	27"	1"	1"	YNRJT27	231.
	3+3	30"	1"	1"	YNRJT30	234.
	3+3	33"	1"	1"	YNRJT33	241.
	3+3	36"	1"	1"	YNRJT36	249.
	3+3	39"	1"	1"	YNRJT39	262.
	3+3	42"	1"	1"	YNRJT42	272.
	3+3	45"	1"	1"	YNRJT45	279.
	3+3	48"	1"	1"	YNRJT48	285.
	3+3	51"	1"	1"	YNRJT51	290.
	3+3	54"	1"	1"	YNRJT54	293.
	3+3	57"	1"	1"	YNRJT57	315.
	3+3	60"	1"	1"	YNRJT60	317.
	3+3	63"	1"	1"	YNRJT63	326.
	3+3	66"	1"	1"	YNRJT66	329.
	3+3	69"	1"	1"	YNRJT69	341.
	3+3	72"	1"	1"	YNRJT72	343.
	3+3	75"	1"	1"	YNRJT75	368.
	3+3	78"	1"	1"	YNRJT78	374.
	3+3	81"	1"	1"	YNRJT81	379.
	3+3	84"	1"	1"	YNRJT84	390.
	3+3	87"	1"	1"	YNRJT87	397.
	3+3	90"	1"	1"	YNRJT90	405.
	3+3	96"	1"	1"	YNRJT96	412.
	3+3	99"	1"	1"	YNRJT99	420.
	3+3	102"	1"	1"	YNRJT102	428.
	3+3	105"	1"	1"	YNRJT105	436.
	3+3	108"	1"	1"	YNRJT108	436.
3+3	114"	1"	1"	YNRJT114	452.	
3+3	117"	1"	1"	YNRJT117	476.	
3+3	120"	1"	1"	YNRJT120	476.	
3+3	123"	1"	1"	YNRJT123	491.	
3+3	132"	1"	1"	YNRJT132	506.	
3+3	135"	1"	1"	YNRJT135	532.	
3+3	144"	1"	1"	YNRJT144	554.	
3+3	147"	1"	1"	YNRJT147	567.	

\*Nominal width

#### Ordering Information

#### Electrical Components

1. Pattern Number

#### Order Code

#### Electrical Component

*Example:* **YNRJT60**

**YNR** Power Beam Electrical

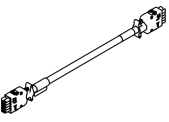
**JT** Jumper, 3+3

**60** Width

# Power Components

## Jumpers for between 12" Harnesses

### 4-4-2 Electrical Systems

description	type	w*	d	h	pattern no.	list
 Jumper cable	4-4-2	12"	1"	1"	YNRJX12	\$199.
	4-4-2	18"	1"	1"	YNRJX18	217.
	4-4-2	24"	1"	1"	YNRJX24	231.
	4-4-2	27"	1"	1"	YNRJX27	241.
	4-4-2	30"	1"	1"	YNRJX30	247.
	4-4-2	33"	1"	1"	YNRJX33	252.
	4-4-2	36"	1"	1"	YNRJX36	262.
	4-4-2	39"	1"	1"	YNRJX39	274.
	4-4-2	42"	1"	1"	YNRJX42	285.
	4-4-2	45"	1"	1"	YNRJX45	291.
	4-4-2	48"	1"	1"	YNRJX48	298.
	4-4-2	51"	1"	1"	YNRJX51	306.
	4-4-2	54"	1"	1"	YNRJX54	312.
	4-4-2	54"	1"	1"	YNRJX57	329.
	4-4-2	60"	1"	1"	YNRJX60	330.
	4-4-2	63"	1"	1"	YNRJX63	341.
	4-4-2	66"	1"	1"	YNRJX66	344.
	4-4-2	69"	1"	1"	YNRJX69	357.
	4-4-2	72"	1"	1"	YNRJX72	361.
	4-4-2	75"	1"	1"	YNRJX75	388.
	4-4-2	78"	1"	1"	YNRJX78	392.
	4-4-2	81"	1"	1"	YNRJX81	398.
	4-4-2	84"	1"	1"	YNRJX84	407.
	4-4-2	87"	1"	1"	YNRJX87	415.
	4-4-2	90"	1"	1"	YNRJX90	424.
	4-4-2	96"	1"	1"	YNRJX96	433.
	4-4-2	99"	1"	1"	YNRJX99	442.
	4-4-2	102"	1"	1"	YNRJX102	450.
	4-4-2	105"	1"	1"	YNRJX105	458.
	4-4-2	108"	1"	1"	YNRJX108	458.
4-4-2	114"	1"	1"	YNRJX114	474.	
4-4-2	117"	1"	1"	YNRJX117	499.	
4-4-2	120"	1"	1"	YNRJX120	499.	
4-4-2	123"	1"	1"	YNRJX123	517.	
4-4-2	132"	1"	1"	YNRJX132	533.	
4-4-2	135"	1"	1"	YNRJX135	557.	
4-4-2	144"	1"	1"	YNRJX144	580.	
4-4-2	147"	1"	1"	YNRJX147	596.	

\* Nomial Width

#### Ordering Information

#### Electrical Components

1. Pattern Number

#### Order Code

#### Electrical Component

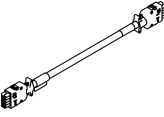
*Example:* **YNRJX60**

**YNR** Power Beam Electrical

**JX** Jumper, 4-4-2

**60** Width

Power Components  
*Jumpers for between 22" Harnesses*  
*2+2 Electrical Systems*

description	type	w*	d	h	pattern no.	list
 Jumper cable	2+2	26"	1"	1"	<b>YNRJE26</b>	\$177.
	2+2	31"	1"	1"	<b>YNRJE31</b>	184.
	2+2	32"	1"	1"	<b>YNRJE32</b>	186.
	2+2	34"	1"	1"	<b>YNRJE34</b>	186.
	2+2	37"	1"	1"	<b>YNRJE37</b>	191.
	2+2	38"	1"	1"	<b>YNRJE38</b>	196.
	2+2	40"	1"	1"	<b>YNRJE40</b>	205.
	2+2	41"	1"	1"	<b>YNRJE41</b>	205.
	2+2	44"	1"	1"	<b>YNRJE44</b>	213.
	2+2	46"	1"	1"	<b>YNRJE46</b>	216.
	2+2	47"	1"	1"	<b>YNRJE47</b>	216.
	2+2	49"	1"	1"	<b>YNRJE49</b>	220.
	2+2	50"	1"	1"	<b>YNRJE50</b>	222.
	2+2	53"	1"	1"	<b>YNRJE53</b>	226.
	2+2	55"	1"	1"	<b>YNRJE55</b>	228.
	2+2	58"	1"	1"	<b>YNRJE58</b>	241.
	2+2	64"	1"	1"	<b>YNRJE64</b>	250.
	2+2	67"	1"	1"	<b>YNRJE67</b>	253.
	2+2	73"	1"	1"	<b>YNRJE73</b>	265.
	2+2	76"	1"	1"	<b>YNRJE76</b>	283.

\*Nominal width

**Ordering Information**

**Electrical Components**

1. Pattern Number

**Order Code**

**Electrical Component**

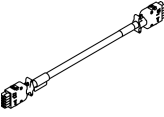
*Example:* **YNRJE60**

**YNR** Power Beam Electrical

**JE** Jumper, 2+2

**60** Width

Power Components  
*Jumpers for between 22" Harnesses*  
*3+3 Electrical Systems*

description	type	w*	d	h	pattern no.	list
 Jumper cable	3+3	26"	1"	1"	<b>YNRJT26</b>	\$231.
	3+3	31"	1"	1"	<b>YNRJT31</b>	238.
	3+3	32"	1"	1"	<b>YNRJT32</b>	241.
	3+3	34"	1"	1"	<b>YNRJT34</b>	241.
	3+3	37"	1"	1"	<b>YNRJT37</b>	248.
	3+3	38"	1"	1"	<b>YNRJT38</b>	253.
	3+3	40"	1"	1"	<b>YNRJT40</b>	269.
	3+3	41"	1"	1"	<b>YNRJT41</b>	269.
	3+3	44"	1"	1"	<b>YNRJT44</b>	279.
	3+3	46"	1"	1"	<b>YNRJT46</b>	282.
	3+3	47"	1"	1"	<b>YNRJT47</b>	282.
	3+3	49"	1"	1"	<b>YNRJT49</b>	286.
	3+3	50"	1"	1"	<b>YNRJT50</b>	290.
	3+3	53"	1"	1"	<b>YNRJT53</b>	293.
	3+3	55"	1"	1"	<b>YNRJT55</b>	296.
	3+3	58"	1"	1"	<b>YNRJT58</b>	315.
	3+3	64"	1"	1"	<b>YNRJT64</b>	326.
	3+3	67"	1"	1"	<b>YNRJT67</b>	329.
	3+3	73"	1"	1"	<b>YNRJT73</b>	343.

\*Nominal width

**Ordering Information**

**Electrical Components**

1. Pattern Number

**Order Code**

**Electrical Component**

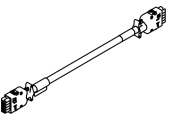
*Example:* **YNRJT60**

**YNR** Power Beam Electrical

**JT** Jumper, 3+3

**60** Width

Power Components  
*Jumpers for between 22" Harnesses*  
*4-4-2 Electrical Systems*

description	type	w*	d	h	pattern no.	list
 Jumper cable	4-4-2	26"	1"	1"	<b>YNRJX26</b>	\$241.
	4-4-2	31"	1"	1"	<b>YNRJX31</b>	250.
	4-4-2	32"	1"	1"	<b>YNRJX32</b>	252.
	4-4-2	34"	1"	1"	<b>YNRJX34</b>	252.
	4-4-2	37"	1"	1"	<b>YNRJX37</b>	259.
	4-4-2	38"	1"	1"	<b>YNRJX38</b>	267.
	4-4-2	41"	1"	1"	<b>YNRJX41</b>	282.
	4-4-2	42"	1"	1"	<b>YNRJX42</b>	285.
	4-4-2	44"	1"	1"	<b>YNRJX44</b>	291.
	4-4-2	46"	1"	1"	<b>YNRJX46</b>	296.
	4-4-2	47"	1"	1"	<b>YNRJX47</b>	296.
	4-4-2	49"	1"	1"	<b>YNRJX49</b>	300.
	4-4-2	50"	1"	1"	<b>YNRJX50</b>	306.
	4-4-2	53"	1"	1"	<b>YNRJX53</b>	309.
	4-4-2	55"	1"	1"	<b>YNRJX55</b>	311.
	4-4-2	58"	1"	1"	<b>YNRJX58</b>	329.
	4-4-2	64"	1"	1"	<b>YNRJX64</b>	341.
	4-4-2	67"	1"	1"	<b>YNRJX67</b>	346.
	4-4-2	73"	1"	1"	<b>YNRJX73</b>	361.

\*Nominal width

**Ordering Information**

**Order Code**

**Electrical Components**

**Electrical Component**

1. Pattern Number

*Example:* **YNRJX60**

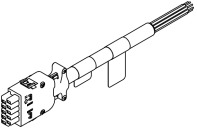
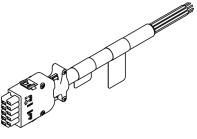
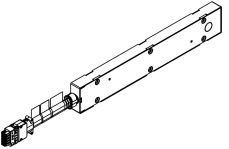
**YNR** Power Beam Electrical

**JX** Jumper, 4-4-2

**60** Width

# Power Components

## Power Infeeds

description	type	w	d	h	pattern no.	list
 Infeeds	2+2 Modular	85"	1 1/8"	2 3/4"	<b>YNRPIE</b>	\$281.
	3+3 Modular	85"	1 1/8"	2 3/4"	<b>YNRPIT</b>	324.
	4-4-2 Modular	85"	1 1/8"	2 3/4"	<b>YNRPIX</b>	338.
 Ceiling Infeeds	2+2 Modular	12'	1 1/8"	2 3/4"	<b>YNRCP1E12</b>	612.
	3+3 Modular	12'	1 1/8"	2 3/4"	<b>YNRCP1T12</b>	662.
	4-4-2 Modular	12'	1 1/8"	2 3/4"	<b>YNRCP1X12</b>	696.
	2+2 Modular	20'	1 1/8"	2 3/4"	<b>YNRCP2E20</b>	1,112.
	3+3 Modular	20'	1 1/8"	2 3/4"	<b>YNRCP2T20</b>	1,167.
	4-4-2 Modular	20'	1 1/8"	2 3/4"	<b>YNRCP2X20</b>	1,225.
 Vertical Infeed for NYC	2+2 Hardwire Infeed for NYC Vertical Wire Manager	85"	1 1/8"	2 3/4"	<b>YNRPEVWMNY</b>	868.
	3+3 Hardwire Infeed for NYC Vertical Wire Manager	85"	1 1/8"	2 3/4"	<b>YNRPTVWMNY</b>	911.
	4-4-2 Hardwire Infeed for NYC Vertical Wire Manager	85"	1 1/8"	2 3/4"	<b>YNRPXVWMNY</b>	960.

### Ordering Information

#### Electrical Components

1. Pattern Number

### Order Code

#### Electrical Component

*Example:* **YNRPIE**

**YNRP** Power Beam Electrical

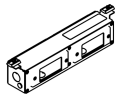
**IE** Infeed, 2+2

# Power Components

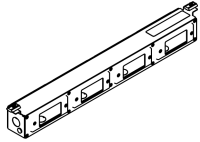
## *Power for City of Chicago*

Antenna Workspaces GSA

description	type	w	d	h	pattern no.	list
Outlet box, 12"	Dual, 2 duplex each side	12"	2"	2 <sup>3</sup> / <sub>4</sub> "	<b>YNRDHOK12</b>	\$872.
	Single, 2 duplex one side	12"	2"	2 <sup>3</sup> / <sub>4</sub> "	<b>YNRSHOK12</b>	872.



Outlet box, 24"	Dual, 4 duplex each side	24"	2"	2 <sup>3</sup> / <sub>4</sub> "	<b>YNRDHOK24</b>	1,140.
	Single, 4 duplex one side	24"	2"	2 <sup>3</sup> / <sub>4</sub> "	<b>YNRSHOK24</b>	1,140.



### Ordering Information

#### Electrical Components

1. Pattern Number

### Order Code

#### Electrical Component

*Example:* **YNRDHOK12**

**YNR** Power Beam Electrical

**DHOK** Dual Sided Hardwire  
Outlet Kit

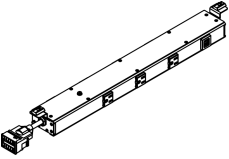
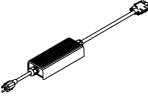
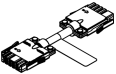
**12** Width



# Power Components

## Plug-in Linkable Power

Antenna Workspaces GSA

description	type	w	d	h	pattern no.	list
Dual Outlet Strip	For Power Beam	24"	3"	2 1/4"	<b>YNRLCDOS</b>	\$1,182.
						
Cordset Power Starter	60" cordset for beams 42" - 66" wide	11"	1 2/3"	3 1/4"	<b>YNRLCFS60</b>	773.
	60" cordset for beams 72" or wider	11"	1 2/3"	3 1/4"	<b>YNRLCS60</b>	773.
	120" cordset for beams 42" - 66" wide	11"	1 2/3"	3 1/4"	<b>YNRLCFS120</b>	800.
	120" cordset for beams 72" or wider	11"	1 2/3"	3 1/4"	<b>YNRLCS120</b>	800.
Cordset Power Jumper	For use between Dual Outlet Strips	36"	1/2"	2"	<b>YNRLCJ36</b>	141.
	For use between Dual Outlet Strips	42"	1/2"	2"	<b>YNRLCJ42</b>	146.
	For use between Dual Outlet Strips	48"	1/2"	2"	<b>YNRLCJ48</b>	153.
	For use between Dual Outlet Strips	54"	1/2"	2"	<b>YNRLCJ54</b>	155.
	For use between Dual Outlet Strips	60"	1/2"	2"	<b>YNRLCJ60</b>	162.
	For use between Dual Outlet Strips	66"	1/2"	2"	<b>YNRLCJ66</b>	165.
	For use between Dual Outlet Strips	72"	1/2"	2"	<b>YNRLCJ72</b>	170.
	For use between Dual Outlet Strips	78"	1/2"	2"	<b>YNRLCJ78</b>	176.
	For use between Dual Outlet Strips	84"	1/2"	2"	<b>YNRLCJ84</b>	179.
	For use between Dual Outlet Strips	90"	1/2"	2"	<b>YNRLCJ90</b>	186.
	For use between Dual Outlet Strips	96"	1/2"	2"	<b>YNRLCJ96</b>	191.
	For use between Dual Outlet Strips	102"	1/2"	2"	<b>YNRLCJ102</b>	196.

Power Beam

### Ordering Information

#### Dual Outlet Strip

1. Pattern Number

### Order Code

#### Dual Outlet Strip

*Example:* **YNRLCDOS**

**YN** Antenna Power Beam

**RL** Linkable Power

**CDOS** Cordset Dual Outlet Strip

### Included With



#### Dual Outlet Strip

3 Power simplex outlet and 1 dual-USB on each side.

# Power Components

## *Beam Cable Clip, Vertical Wire Manager*

Antenna Workspaces GSA

description	type	w	d	h	pattern no.	list
Beam Cable Clip 	kit of 10	2 1/4"	1"	1/2"	<b>YNRBCC</b>	\$91.
Vertical Wire Manager 	For 22" high beam	3"	2 1/2"	22"	<b>YNRVWM322</b>	519.
	For 28" high beam	3"	2 1/2"	28"	<b>YNRVWM328</b>	540.
	For 34" high beam	3"	2 1/2"	34"	<b>YNRVWM334</b>	579.

### Ordering Information

**Beam Cable Clip**  
1. Pattern Number

### Order Code

**Rail Support Adapters**  


---

*Example:* **YNRBCC**  


---

**YN** Antenna Power Beam  


---

**R** Electrical Raceway  


---

**BCC** Beam Cable Clips (kit of 10)  

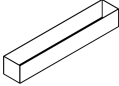

---

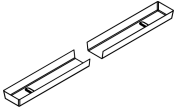
### Included With

**Beam Cable Clips**  
Attachment Hardware

# Beam Planters

## *Steel Planter and Plastic Liner*

description	type	w	d	h	pattern no.	list
	Beam Mounted	30"	6"	5 1/2"	<b>YNABP30( )</b>	\$675.
	Beam Mounted	36"	6"	5 1/2"	<b>YNABP36( )</b>	703.
	Beam Mounted	42"	6"	5 1/2"	<b>YNABP42( )</b>	735.
	Beam Mounted	48"	6"	5 1/2"	<b>YNABP48( )</b>	765.
Steel Planter Plastic Liner	For use with Steel Planter				<b>YNABPL</b>	336.



### Ordering Information

#### Steel Planter

1. Pattern Number
2. Paint Finish

### Order Code

#### Steel Planter

*Example:* **YNABP36,118T**

<b>YNA</b>	Power Beam Accessories
<b>BP</b>	Beam Planter
<b>36</b>	Height
<b>42</b>	Width
<b>118T</b>	Bright White Paint

### Included With

### Options

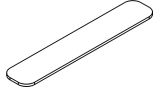
Plastic Liner is optional, specified separately.

Plastic Liner defaults black.

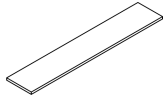
# Beam Counters

## Track and Rectangular Counters

description	type	w	d	h	pattern no.	Laminate (L)	V1 (V)	V2 (V)	V3 (V)
Power Beam Counter, Rounded Corners	For use mounted above Power Beam		48"	9 3/4"	<b>YNABCR30( )</b>	\$975.	\$1,011.	\$1,142.	\$1,712.
	For use mounted above Power Beam		54"	9 3/4"	<b>YNABCR48( )</b>	994.	1,041.	1,219.	1,831.



Power Beam Counter, Square Corners	For use mounted above Power Beam		36"	9 3/4"	<b>YNABCS36( )</b>	636.	892.	1,070.	1,606.
	For use mounted above Power Beam		42"	9 3/4"	<b>YNABCS42( )</b>	649.	922.	1,070.	1,606.
	For use mounted above Power Beam		48"	9 3/4"	<b>YNABCS48( )</b>	654.	951.	1,105.	1,660.
	For use mounted above Power Beam		54"	9 3/4"	<b>YNABCS54( )</b>	661.	969.	1,142.	1,712.
	For use mounted above Power Beam		60"	9 3/4"	<b>YNABCS60( )</b>	868.	1,011.	1,163.	1,748.
	For use mounted above Power Beam		66"	9 3/4"	<b>YNABCS66( )</b>	880.	1,070.	1,213.	1,819.
	For use mounted above Power Beam		72"	9 3/4"	<b>YNABCS72( )</b>	892.	1,100.	1,284.	1,926.
	For use mounted above Power Beam		78"	9 3/4"	<b>YNABCS78( )</b>	1,088.	1,160.	1,320.	2,141.
	For use mounted above Power Beam		84"	9 3/4"	<b>YNABCS84( )</b>	1,100.	1,190.	1,392.	2,259.
	For use mounted above Power Beam		90"	9 3/4"	<b>YNABCS90( )</b>	1,112.	1,248.	1,427.	2,378.
	For use mounted above Power Beam		96"	9 3/4"	<b>YNABCS96( )</b>	1,125.	1,279.	1,498.	2,438.



### Ordering Information

- Beam Counter**
1. Pattern Number
  2. Laminate or Veneer Finish
  3. Bracket Paint Finish

### Order Code

<b>Beam Counter</b>	
<i>Example:</i> <b>YNABCS42</b> , 118, 118T	
<b>YNA</b>	Antenna Power Beam Support
<b>BCS</b>	Beam Counter Square Corner
<b>60</b>	Width
<b>L</b>	Laminate
<b>118</b>	Bright White Laminate
<b>118T</b>	Bright White Paint

### Included With

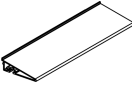
**Beam Counter**  
Attachment  
Hardware

### Options

**Beam Counter**  
**Finish Options:**  
(L) = Laminate  
(V) = Veneer

# Beam Triangle Shelf

## Side Mounted

description	type	w	d	h	pattern no.	list
Triangle Shelf 	For use mounted to side of beam	12"	4"	1"	<b>YNABS12( )</b>	\$126.
	For use mounted to side of beam	24"	4"	1"	<b>YNABS24( )</b>	143.
	For use mounted to side of beam	36"	4"	1"	<b>YNABS36( )</b>	173.
	For use mounted to side of beam	42"	4"	1"	<b>YNABS42( )</b>	202.
	For use mounted to side of beam	48"	4"	1"	<b>YNABS48( )</b>	202.
	For use mounted to side of beam	54"	4"	1"	<b>YNABS54( )</b>	262.
	For use mounted to side of beam	60"	4"	1"	<b>YNABS60( )</b>	262.
	For use mounted to side of beam	66"	4"	1"	<b>YNABS66( )</b>	285.
	For use mounted to side of beam	72"	4"	1"	<b>YNABS72( )</b>	292.
	For use mounted to side of beam	78"	4"	1"	<b>YNABS78( )</b>	476.
	For use mounted to side of beam	84"	4"	1"	<b>YNABS84( )</b>	482.
	For use mounted to side of beam	90"	4"	1"	<b>YNABS90( )</b>	494.
For use mounted to side of beam	96"	4"	1"	<b>YNABS96( )</b>	494.	
Triangle Shelf End Caps	For use at either end of Triangle Shelf	1/2"	4"	1"	<b>YNABSEC( )</b>	66.

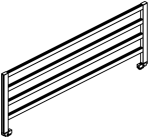
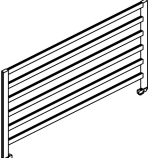

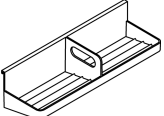
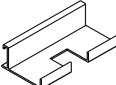
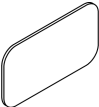



Ordering Information	Order Code	Included With	Options
<b>Triangle Shelf</b> 1. Pattern Number 2. Paint Finish	<b>Desk-mounted Shelf</b> <hr/> <i>Example:</i> <b>YNABS12,118T</b> <hr/> <b>YNA</b> Power Beam Accessories <hr/> <b>BS</b> Beam Shelf <hr/> <b>12</b> Width <hr/> <b>118T</b> Bright White Paint <hr/>	Attachment Hardware	

# Organization Tools

## Ladder and Workspace Accessories

Antenna Workspaces GSA

description	type	w	d	h	pattern no.	list
 Ladder, 14"H	Beam mounted	30"	3/4"	14"	<b>YNABL1430</b>	\$650.
	Beam mounted	36"	3/4"	14"	<b>YNABL1436</b>	675.
	Beam mounted	42"	3/4"	14"	<b>YNABL1442</b>	710.
	Beam mounted	48"	3/4"	14"	<b>YNABL1448</b>	723.
 Ladder, 21"H	Beam mounted	30"	3/4"	21"	<b>YNABL2130</b>	771.
	Beam mounted	36"	3/4"	21"	<b>YNABL2136</b>	803.
	Beam mounted	42"	3/4"	21"	<b>YNABL2142</b>	858.
	Beam mounted	48"	3/4"	21"	<b>YNABL2148</b>	876.
 Cup	Freestanding, Ladder or Beam Mounted	3"	4 3/4"	3 3/4"	<b>YNACUP</b>	62.
 Tray	Freestanding, Ladder or Beam Mounted	15"	4 3/4"	3 3/4"	<b>YNATRAY</b>	97.
 Phone Rest	Ladder Mount	4 1/2"	2"	1 1/4"	<b>YNAPHONE</b>	73.
 Moveable Screen, Ladder Mount	Cork	23"	1/2"	12 3/4"	<b>YNALTACKC</b>	558.
	Felt	23"	1/2"	12 3/4"	<b>YNALTACKZ</b>	1,071.
	PET	23"	1/2"	12 3/4"	<b>YNALTACKA</b>	515.
 Headset Hook	Ladder Mount	1"	2"	1 1/4"	<b>YNALHOOK</b>	33.

### Ordering Information

#### Ladder

1. Pattern Number
2. Paint Finish

### Order Code

#### Ladder

*Example:* **YNABL1442,118T**

**YNA** Power Beam Accessories

**BL** Beam Ladder

**14** Height

**42** Width

**118T** Bright White Paint

### Included With

#### Ladder

Attachment Hardware

### Options

#### Cup and Tray Finish Options:

- 150 Ebony
- 151 Granite White
- 152 Olive Grey
- 153 Lacquer Red
- 154 Aqua Marine

#### Moveable Screen, Felt Finishes:

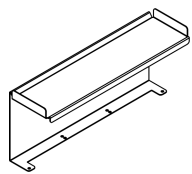
- FF150 Weiss
- FF173 Mango
- FF300 Anthrazit
- FF312 Lagune

# Organization Tools

## Ladder and Workspace Accessories

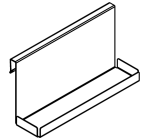
Antenna Workspaces GSA

description	type	w	d	h	pattern no.	list
-------------	------	---	---	---	-------------	------



Desk-mounted shelf	For use with 1 1/4" thick worksurface	17 1/4"	5"	7 1/4"	<b>YNADSHELF</b>	\$145.
--------------------	---------------------------------------	---------	----	--------	------------------	--------

Screen Tray



Screen Tray	For use over Antenna 1/2" thick Laminate and Glass screens	12"	3 3/4"	6 1/2"	<b>YNAKTRAY( )</b>	185.
-------------	--	-----	--------	--------	--------------------	------

Power Beam

### Ordering Information

#### Ladder

1. Pattern Number
2. Paint Finish

### Order Code

#### Desk-mounted Shelf

*Example:* **YNADSHELF,118T**

**YNA** Power Beam Accessories

**DSHELF** Desk Mounted Shelf

**118T** Bright White Paint

### Included With

Attachment Hardware

### Options

#### Cup and Tray Finish Options:

- 150 Ebony
- 151 Granite White
- 152 Olive Grey
- 153 Lacquer Red
- 154 Aqua Marine

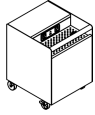
#### Moveable Screen, Felt Finishes:

- FF150 Weiss
- FF173 Mango
- FF300 Anthrazit
- FF312 Lagune

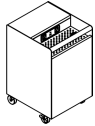
# Mobile Tech Carts

## Mobile Tech Carts

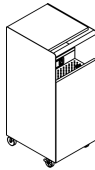
description	w	d	h	pattern no.	Laminate (L)	V1 (V)	V2 (V)	V3 (V)
Mobile Tech Cart, 21"H	15"	16"	21"	<b>YNTC21()</b>	\$4,500.	\$5,760.	\$6,020.	\$7,320.



Mobile Tech Cart, 25"H	15"	16"	25"	<b>YNTC25()</b>	5,220.	6,720.	7,080.	8,280.
------------------------	-----	-----	-----	-----------------	--------	--------	--------	--------



Mobile Tech Cart, 38"H	15"	18"	38"	<b>YNTC38()</b>	5,880.	7,680.	8,280.	10,680.
------------------------	-----	-----	-----	-----------------	--------	--------	--------	---------



### Ordering Information

#### Mobile Tech Cart

1. Pattern Number
2. Case Finish: Laminate or Veneer
3. Side panel finish: Painted

### Order Code

#### Mobile Tech Cart

*Example:* YNTC25L, 118, 111T

<b>Y</b>	Antenna
<b>N</b>	Power Beam
<b>TC</b>	Tech Cart
<b>25</b>	Height
<b>L</b>	Laminate
<b>118</b>	Bright White Laminate Case
<b>111T</b>	Jet Black Laminate Side panels and Tray

### Specification Information

Paint selection applies to side panels and perforated tray.

### Included With

Includes power module. Battery supply must be specified separately.

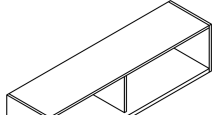
Two non-locking and two locking casters.

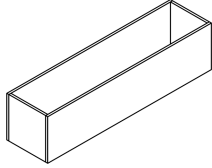
25"H and 38"H carts include one fixed interior shelf.



# Bridge Cabinets

## Beam End-Mounted and Floorstanding Cabinets

description	type	w	d	h	pattern no.	All same Laminate	Different Laminate Exterior&Interior	Accent Laminate Interior	V1	V2	V3
		48"	15"	15"	<b>YNSBOC48(L/V)</b>	\$2,761.	\$3,012.	\$3,934.	\$4,719.	\$5,423.	n/a
		54"	15"	15"	<b>YNSBOC54(L/V)</b>	3,012.	3,178.	4,186.	4,922.	5,894.	n/a
		60"	15"	15"	<b>YNSBOC60(L/V)</b>	3,348.	3,681.	4,685.	4,937.	5,691.	n/a
		66"	15"	15"	<b>YNSBOC66(L/V)</b>	3,431.	3,766.	4,855.	5,021.	5,774.	n/a
		72"	15"	15"	<b>YNSBOC72(L/V)</b>	3,518.	3,852.	5,021.	5,104.	5,861.	n/a

description	type	w	d	h	pattern no.	All same Laminate	Different Laminate Exterior&Interior	Accent Laminate Interior	V1	V2	V3
		36"	15"	15"	<b>YNSBP36(L/V)</b>	2,879.	n/a	n/a	4,807.	5,351.	n/a
		42"	15"	15"	<b>YNSBP42(L/V)</b>	2,909.	n/a	n/a	4,839.	5,451.	n/a
		48"	15"	15"	<b>YNSBP48(L/V)</b>	3,037.	n/a	n/a	5,191.	5,965.	n/a
		54"	15"	15"	<b>YNSBP54(L/V)</b>	3,313.	n/a	n/a	5,414.	6,485.	n/a
		60"	15"	15"	<b>YNSBP60(L/V)</b>	3,684.	n/a	n/a	5,432.	6,261.	n/a
		66"	15"	15"	<b>YNSBP66(L/V)</b>	3,772.	n/a	n/a	5,524.	6,351.	n/a
		72"	15"	15"	<b>YNSBP72(L/V)</b>	3,871.	n/a	n/a	5,616.	6,447.	n/a

### Ordering Information

#### Open Bridge Cabinets

1. Pattern Number
2. Exterior Case Finish
3. Interior Case Finish (Laminate only)

### Order Code

#### Open Bridge Cabinet

*Example:* **YNSBOC60L, 118, 118**

<b>YNS</b>	Power Beam
<b>BOR</b>	Bridge Open Cabinet
<b>60</b>	Width
<b>L</b>	Laminate
<b>118</b>	Bright White Laminate
<b>118</b>	Bright White Laminate

### Included With

#### Planter Bridge Cabinets:

Liner

### Options

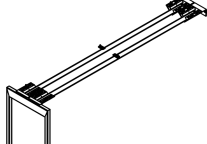
Specify supports and attachment to Power Beam separately.


#### Open Bridge Cabinets

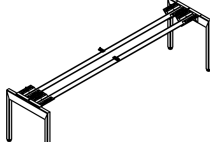
#### Case Finish Options:

(L) = All the same or different laminates for the exterior  
(V) = All the same veneer for the exterior and interior case

## Beam and Floorstanding Bridge Cabinet Supports

description	type	w	d	h	pattern no.	paint	chrome
	For planter bridge cabinets supported off 22\"H Power Beam	36"	15"	21"	<b>YNSBS3622</b>	\$1,574.	\$2,440.
		42"	15"	21"	<b>YNSBS4222</b>	1,585.	2,459.
		48"	15"	21"	<b>YNSBS4822</b>	1,616.	2,505.
		54"	15"	21"	<b>YNSBS5422</b>	1,619.	2,510.
		60"	15"	21"	<b>YNSBS6022</b>	1,624.	2,516.
		66"	15"	21"	<b>YNSBS6622</b>	1,653.	2,564.
		72"	15"	21"	<b>YNSBS7222</b>	1,656.	2,567.

	For planter or open bridge cabinets supported off 28\"H Power Beam	36"	15"	27"	<b>YNSBS3628</b>	1,582.	2,452.
		42"	15"	27"	<b>YNSBS4228</b>	1,593.	2,467.
		48"	15"	27"	<b>YNSBS4828</b>	1,624.	2,516.
		54"	15"	27"	<b>YNSBS5428</b>	1,629.	2,525.
		60"	15"	27"	<b>YNSBS6028</b>	1,631.	2,529.
		66"	15"	27"	<b>YNSBS6628</b>	1,661.	2,573.
		72"	15"	27"	<b>YNSBS7228</b>	1,664.	2,578.

	For Freestanding planter bridge cabinets	36"	15"	16"	<b>YNSFS3616</b>	1,889.	2,926.
		42"	15"	16"	<b>YNSFS4216</b>	1,903.	2,951.
		48"	15"	16"	<b>YNSFS4816</b>	1,939.	3,005.
		54"	15"	16"	<b>YNSFS5416</b>	1,943.	3,012.
		60"	15"	16"	<b>YNSFS6016</b>	1,948.	3,020.
		66"	15"	16"	<b>YNSFS6616</b>	1,984.	3,076.
		72"	15"	16"	<b>YNSFS7216</b>	1,986.	3,080.

### Ordering Information

#### Open Bridge Support

1. Pattern Number
2. Leg paint Finish
3. Cradle paint Finish
4. Rail Paint Finish

### Order Code

#### Open Bridge Cabinet Support Kit

*Example:* **YNSBS6028 118T, 118T, 118T**

<b>YNS</b>	Power Beam
<b>BS</b>	Beam Support
<b>60</b>	Width
<b>28</b>	Height
<b>118T</b>	Bright White Textured Paint
<b>118T</b>	Bright White Textured Paint
<b>118T</b>	Bright White Textured Paint

### Included With

#### Open Bridge Cabinet Support Kit

Leg  
 Pair of Rails  
 Attachment to side of Power Beam

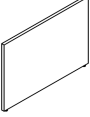
#### Floorstanding Planter Support Kit

Pair of Rails  
 Pair of Legs

# Power Beam Universal Gallery Panels

## Intermediate, 28 1/2" High

Antenna Workspaces GSA

description	type	w	d	h	pattern no.	laminate	V1	V2
Power Beam Universal Gallery Panel, Intermediate 	For use side mounted to beam	18"	1 1/8"	28 1/2"	<b>YNGPI2818</b>	\$521.	\$1,130.	\$1,270.
		24"	1 1/8"	28 1/2"	<b>YNGPI2824</b>	559.	1,187.	1,348.
		27"	1 1/8"	28 1/2"	<b>YNGPI2827</b>	582.	1,225.	1,410.
		30"	1 1/8"	28 1/2"	<b>YNGPI2830</b>	597.	1,260.	1,442.
		36"	1 1/8"	28 1/2"	<b>YNGPI2836</b>	644.	1,331.	1,538.
		42"	1 1/8"	28 1/2"	<b>YNGPI2842</b>	759.	1,400.	1,631.
		48"	1 1/8"	28 1/2"	<b>YNGPI2848</b>	785.	1,471.	1,727.
		54"	1 1/8"	28 1/2"	<b>YNGPI2854</b>	820.	1,543.	1,820.
		60"	1 1/8"	28 1/2"	<b>YNGPI2860</b>	866.	1,612.	1,916.
		66"	1 1/8"	28 1/2"	<b>YNGPI2866</b>	1,105.	1,683.	2,010.
		72"	1 1/8"	28 1/2"	<b>YNGPI2872</b>	1,105.	1,754.	2,106.
		78"	1 1/8"	28 1/2"	<b>YNGPI2878</b>	1,151.	1,824.	2,198.
		84"	1 1/8"	28 1/2"	<b>YNGPI2884</b>	1,210.	1,914.	2,308.
		90"	1 1/8"	28 1/2"	<b>YNGPI2890</b>	1,269.	2,011.	2,424.
		96"	1 1/8"	28 1/2"	<b>YNGPI2896</b>	1,333.	2,111.	2,545.

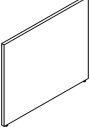
Power Beam

Ordering Information	Order Code	Included With	Options
<b>Intermediate Gallery Panel</b> 1. Pattern Number 2. Surface Finish 3. Grain Direction 4. Edge band	<b>Intermediate Gallery Panel</b> <hr/> <i>Example:</i> <b>YNGPI2860L,118</b> <hr/> <b>YN</b> Antenna Power Beam <hr/> <b>GPI</b> Gallery Panel Intermediate <hr/> <b>28</b> Height <hr/> <b>60</b> Width <hr/> <b>L</b> Laminate <hr/> <b>118</b> Bright White	Intermediate Gallery Panel Glides Pilot holes	Intermediate Gallery Panel

# Power Beam Universal Gallery Panels

## Intermediate, 34" High

Antenna Workspaces GSA

description	type	w	d	h	pattern no.	laminate	V1	V2
Power Beam Universal Gallery Panel, Intermediate 	For use side mounted to beam	18"	1 1/8"	34"	<b>YNGPI3418</b>	\$521.	\$1,130.	\$1,270.
		24"	1 1/8"	34"	<b>YNGPI3424</b>	559.	1,187.	1,348.
		27"	1 1/8"	34"	<b>YNGPI3427</b>	582.	1,225.	1,410.
		30"	1 1/8"	34"	<b>YNGPI3430</b>	597.	1,260.	1,442.
		36"	1 1/8"	34"	<b>YNGPI3436</b>	644.	1,331.	1,538.
		42"	1 1/8"	34"	<b>YNGPI3442</b>	759.	1,400.	1,631.
		48"	1 1/8"	34"	<b>YNGPI3448</b>	785.	1,471.	1,727.
		54"	1 1/8"	34"	<b>YNGPI3454</b>	820.	1,543.	1,820.
		60"	1 1/8"	34"	<b>YNGPI3460</b>	866.	1,612.	1,916.
		66"	1 1/8"	34"	<b>YNGPI3466</b>	1,105.	1,683.	2,010.
		72"	1 1/8"	34"	<b>YNGPI3472</b>	1,105.	1,754.	2,106.
		78"	1 1/8"	34"	<b>YNGPI3478</b>	1,151.	1,824.	2,198.
		84"	1 1/8"	34"	<b>YNGPI3484</b>	1,210.	1,914.	2,308.
		90"	1 1/8"	34"	<b>YNGPI3490</b>	1,269.	2,011.	2,424.
		96"	1 1/8"	34"	<b>YNGPI3496</b>	1,333.	2,111.	2,545.

### Ordering Information

#### Intermediate Gallery Panel

1. Pattern Number
2. Surface Finish
3. Grain Direction
4. Edge band

### Order Code

#### Intermediate Gallery Panel

*Example:* **YNGPI3460L,118**

**YN** Antenna Power Beam

**GPI** Gallery Panel  
Intermediate

**34** Height

**60** Width

**L** Laminate

**118** Bright White

### Included With

Intermediate Gallery Panel  
Glides  
Pilot holes

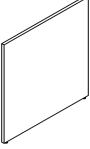
### Options

Intermediate Gallery Panel

# Power Beam Universal Gallery Panels

## Intermediate, 42" High

Antenna Workspaces GSA

description	type	w	d	h	pattern no.	laminate	V1	V2
Power Beam Universal Gallery Panel, Intermediate 	For use side mounted to beam	18"	1 1/8"	42"	<b>YNGPI4218</b>	\$554.	\$1,169.	\$1,322.
		24"	1 1/8"	42"	<b>YNGPI4224</b>	584.	1,235.	1,415.
		27"	1 1/8"	42"	<b>YNGPI4227</b>	613.	1,286.	1,470.
		30"	1 1/8"	42"	<b>YNGPI4230</b>	649.	1,318.	1,524.
		36"	1 1/8"	42"	<b>YNGPI4236</b>	653.	1,400.	1,631.
		42"	1 1/8"	42"	<b>YNGPI4242</b>	784.	1,481.	1,741.
		48"	1 1/8"	42"	<b>YNGPI4248</b>	884.	1,562.	1,850.
		54"	1 1/8"	42"	<b>YNGPI4254</b>	920.	1,644.	1,960.
		60"	1 1/8"	42"	<b>YNGPI4260</b>	951.	1,725.	2,069.
		66"	1 1/8"	42"	<b>YNGPI4266</b>	975.	1,808.	2,178.
		72"	1 1/8"	42"	<b>YNGPI4272</b>	1,183.	1,889.	2,288.
		78"	1 1/8"	42"	<b>YNGPI4278</b>	1,232.	1,970.	2,397.
		84"	1 1/8"	42"	<b>YNGPI4284</b>	1,294.	2,069.	2,516.
		90"	1 1/8"	42"	<b>YNGPI4290</b>	1,358.	2,173.	2,642.
		96"	1 1/8"	42"	<b>YNGPI4296</b>	1,427.	2,281.	2,774.

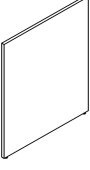
Power Beam

Ordering Information	Order Code	Included With	Options
<b>Intermediate Gallery Panel</b> 1. Pattern Number 2. Surface Finish 3. Grain Direction 4. Edge band	<b>Intermediate Gallery Panel</b> <i>Example:</i> <b>YNGPI4260L,118</b> <b>YN</b> Antenna Power Beam <b>GPI</b> Gallery Panel Intermediate <b>42</b> Height <b>60</b> Width <b>L</b> Laminate <b>118</b> Bright White	Intermediate Gallery Panel Glides Pilot holes	Intermediate Gallery Panel

# Power Beam Universal Gallery Panels

## Intermediate, 49" High

Antenna Workspaces GSA

description	type	w	d	h	pattern no.	laminate	V1	V2
Power Beam Universal Gallery Panel, Intermediate 	For use side mounted to beam	18"	1 1/8"	49"	<b>YNGPI4918</b>	\$569.	\$1,224.	\$1,393.
		24"	1 1/8"	49"	<b>YNGPI4924</b>	595.	1,303.	1,500.
		27"	1 1/8"	49"	<b>YNGPI4927</b>	637.	1,347.	1,593.
		30"	1 1/8"	49"	<b>YNGPI4930</b>	667.	1,399.	1,629.
		36"	1 1/8"	49"	<b>YNGPI4936</b>	688.	1,495.	1,758.
		42"	1 1/8"	49"	<b>YNGPI4942</b>	805.	1,592.	1,887.
		48"	1 1/8"	49"	<b>YNGPI4948</b>	924.	1,685.	2,016.
		54"	1 1/8"	49"	<b>YNGPI4954</b>	982.	1,781.	2,145.
		60"	1 1/8"	49"	<b>YNGPI4960</b>	982.	1,878.	2,274.
		66"	1 1/8"	49"	<b>YNGPI4966</b>	999.	1,973.	2,403.
		72"	1 1/8"	49"	<b>YNGPI4972</b>	1,263.	2,068.	2,531.
		78"	1 1/8"	49"	<b>YNGPI4978</b>	1,310.	2,164.	2,660.
		84"	1 1/8"	49"	<b>YNGPI4984</b>	1,376.	2,273.	2,793.
		90"	1 1/8"	49"	<b>YNGPI4990</b>	1,445.	2,387.	2,932.
		96"	1 1/8"	49"	<b>YNGPI4996</b>	1,517.	2,506.	3,080.

### Ordering Information

#### Intermediate Gallery Panel

1. Pattern Number
2. Surface Finish
3. Grain Direction
4. Edge band

### Order Code

#### Intermediate Gallery Panel

*Example:* **YNGPI4960L,118**

**YN** Antenna Power Beam

**GPI** Gallery Panel  
Intermediate

**49** Height

**60** Width

**L** Laminate

**118** Bright White

### Included With

Intermediate Gallery Panel  
Glides  
Pilot holes

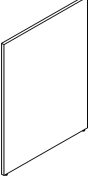
### Options

Intermediate Gallery Panel

# Power Beam Universal Gallery Panels

## Intermediate, 56" High

Antenna Workspaces GSA

description	type	w	d	h	pattern no.	laminate	V1	V2
Power Beam Universal Gallery Panel, Intermediate 	For use side mounted to beam	18"	1 1/8"	56"	<b>YNGPI5618</b>	\$569.	\$1,224.	\$1,393.
		24"	1 1/8"	56"	<b>YNGPI5624</b>	595.	1,303.	1,500.
		27"	1 1/8"	56"	<b>YNGPI5627</b>	637.	1,347.	1,593.
		30"	1 1/8"	56"	<b>YNGPI5630</b>	667.	1,399.	1,629.
		36"	1 1/8"	56"	<b>YNGPI5636</b>	688.	1,495.	1,758.
		42"	1 1/8"	56"	<b>YNGPI5642</b>	805.	1,592.	1,887.
		48"	1 1/8"	56"	<b>YNGPI5648</b>	924.	1,685.	2,016.
		54"	1 1/8"	56"	<b>YNGPI5654</b>	982.	1,781.	2,145.
		60"	1 1/8"	56"	<b>YNGPI5660</b>	982.	1,878.	2,274.

Power Beam

Ordering Information	Order Code	Included With	Options
<b>Intermediate Gallery Panel</b> 1. Pattern Number 2. Surface Finish 3. Grain Direction 4. Edge band	<b>Intermediate Gallery Panel</b> <i>Example:</i> <b>YNGPI5660L,118</b> <b>YN</b> Antenna Power Beam <b>GPI</b> Gallery Panel Intermediate <b>56</b> Height <b>60</b> Width <b>L</b> Laminate <b>118</b> Bright White	Intermediate Gallery Panel Glides Pilot holes	Intermediate Gallery Panel

# Power Beam Universal Gallery Panels

## *Intermediate Attachment Bracket*

Antenna Workspaces GSA

description	type	w	d	h	pattern no.	list
Power Beam Universal Gallery Panel, Intermediate Attachment Bracket	For use side mounted to beam	7 1/2"	4"	3 1/4"	<b>YNGPBB</b>	\$209.



### Ordering Information

#### Intermediate Gallery Panel Attachment Bracket

1. Pattern Number
2. Paint Finish

### Order Code

#### Intermediate Gallery Panel Attachment Bracket

*Example:* **YNGPBB, 118T**

**YN** Antenna Power Beam

**GP** Gallery Panel

**BB** Beam Bracket

**118T** Bright White Paint, Textured

### Included With

Intermediate Gallery Panel Attachment Bracket  
Two brackets  
Attachment hardware

### Options



# Alpha-Numeric Index

<i>pattern no.</i>	<i>page</i>	<i>pattern no.</i>	<i>page</i>	<i>pattern no.</i>	<i>page</i>	<i>pattern no.</i>	<i>page</i>
ACT-CUP-IP	223	IPSC1566(N/T)LL	224	IPSC4836(N/T)GG	230	IPSI1566F	239
AR1EPIC	221	IPSC1572(N/T)GG	224	IPSC4836(N/T)GT	230	IPSI1572F	239
AR1TPIC	221	IPSC1572(N/T)GT	224	IPSC4836(N/T)LF	231	IPSI6415F	243
DE18CII44	221	IPSC1572(N/T)LF	225	IPSC4836(N/T)LL	230	IPSN144	217
DE1ECII44	221	IPSC1572(N/T)LL	224	IPSC4842(N/T)GG	230	IPSOB3615	234
DE1TCII44	221	IPSC2436(N/T)GG	226	IPSC4842(N/T)GT	230	IPSOB4215	234
IPACPU	223	IPSC2436(N/T)GT	226	IPSC4842(N/T)LF	231	IPSOB4815	234
IPAVESA	223	IPSC2436(N/T)LF	227	IPSC4842(N/T)LL	230	IPSOB5415	234
IPBH	223	IPSC2436(N/T)LL	226	IPSC4848(N/T)GG	230	IPSOB6015	234
IPCC10	222	IPSC2442(N/T)GG	226	IPSC4848(N/T)GT	230	IPSOB6615	234
IPCH	223	IPSC2442(N/T)GT	226	IPSC4848(N/T)LF	231	IPSOB7215	234
IPCS1212	223	IPSC2442(N/T)LF	227	IPSC4848(N/T)LL	230	IPSOE3615	234
IPCT	222	IPSC2442(N/T)LL	226	IPSC4854(N/T)GG	230	IPSOE4215	234
IPEL	219	IPSC2448(N/T)GG	226	IPSC4854(N/T)GT	230	IPSOE4815	234
IPESCNN47	217	IPSC2448(N/T)GT	226	IPSC4854(N/T)LF	231	IPSOE5415	234
IPEX	222	IPSC2448(N/T)LF	227	IPSC4854(N/T)LL	230	IPSOE6015	234
IPOC12	222	IPSC2448(N/T)LL	226	IPSC4860(N/T)GG	230	IPSOE6615	234
IPOC20H	222	IPSC2454(N/T)GG	226	IPSC4860(N/T)GT	230	IPSOE7215	234
IPOC6	222	IPSC2454(N/T)GT	226	IPSC4860(N/T)LF	231	IPSOE8615	234
IPPL30R	223	IPSC2454(N/T)LF	227	IPSC4860(N/T)LL	230	IPSOE9215	234
IPRC18	219	IPSC2454(N/T)LL	226	IPSC4866(N/T)GG	230	IPSOE9815	234
IPRC26	219	IPSC2460(N/T)GG	226	IPSC4866(N/T)GT	230	IPSOE9815	234
IPRC30	219	IPSC2460(N/T)GT	226	IPSC4866(N/T)LF	231	IPSOE9815	234
IPRC42	219	IPSC2460(N/T)LF	227	IPSC4866(N/T)LL	230	IPSOE9815	234
IPRC6	219	IPSC2460(N/T)LL	226	IPSC4872(N/T)GG	230	IPSOE9815	234
IPRCF120	219	IPSC2466(N/T)GG	226	IPSC4872(N/T)GT	230	IPSOE9815	234
IPRCF180	219	IPSC2466(N/T)GT	226	IPSC4872(N/T)LF	231	IPSOE9815	234
IPRCF72	219	IPSC2466(N/T)LF	227	IPSC4872(N/T)LL	230	IPSOE9815	234
IPRCF96	219	IPSC2466(N/T)LL	226	IPSC6436(N/T)GG	232	IPSOE9815	234
IPRCFNY	219	IPSC2472(N/T)GG	226	IPSC6436(N/T)GT	232	IPSOE9815	234
IPRD1	219	IPSC2472(N/T)GT	226	IPSC6436(N/T)LF	233	IPSOE9815	234
IPRD1C	219	IPSC2472(N/T)LF	227	IPSC6436(N/T)LL	232	IPSOE9815	234
IPRD2	219	IPSC2472(N/T)LL	226	IPSC6442(N/T)GG	232	IPSOE9815	234
IPRD2C	219	IPSC3236(N/T)GG	228	IPSC6442(N/T)GT	232	IPSOE9815	234
IPRFF48	219	IPSC3236(N/T)GT	228	IPSC6442(N/T)LF	233	IPSOE9815	234
IPROF	220	IPSC3236(N/T)LF	229	IPSC6442(N/T)LL	232	IPSOE9815	234
IPRUSB	219	IPSC3236(N/T)LL	228	IPSC6448(N/T)GG	232	IPSOE9815	234
IPRVWM	222	IPSC3242(N/T)GG	228	IPSC6448(N/T)GT	232	IPSOE9815	234
IPSC1536(N/T)GG	224	IPSC3242(N/T)GT	228	IPSC6448(N/T)LF	233	IPSOE9815	234
IPSC1536(N/T)GT	224	IPSC3242(N/T)LF	229	IPSC6448(N/T)LL	232	IPSOE9815	234
IPSC1536(N/T)LF	225	IPSC3242(N/T)LL	228	IPSC6454(N/T)GG	232	IPSOE9815	234
IPSC1536(N/T)LL	224	IPSC3248(N/T)GG	228	IPSC6454(N/T)GT	232	IPSOE9815	234
IPSC1542(N/T)GG	224	IPSC3248(N/T)GT	228	IPSC6454(N/T)LF	233	IPSOE9815	234
IPSC1542(N/T)GT	224	IPSC3248(N/T)LF	229	IPSC6454(N/T)LL	232	IPSOE9815	234
IPSC1542(N/T)LF	225	IPSC3248(N/T)LL	228	IPSC6460(N/T)GG	232	IPSOE9815	234
IPSC1542(N/T)LL	224	IPSC3254(N/T)GG	228	IPSC6460(N/T)GT	232	IPSOE9815	234
IPSC1548(N/T)GG	224	IPSC3254(N/T)GT	228	IPSC6460(N/T)LF	233	IPSOE9815	234
IPSC1548(N/T)GT	224	IPSC3254(N/T)LF	229	IPSC6460(N/T)LL	232	IPSOE9815	234
IPSC1548(N/T)LF	225	IPSC3254(N/T)LL	228	IPSCHH144	218	IPSOE9815	234
IPSC1548(N/T)LL	224	IPSC3260(N/T)GG	228	IPSCLL144	218	IPSOE9815	234
IPSC1554(N/T)GG	224	IPSC3260(N/T)GT	228	IPSCMM144	218	IPSOE9815	234
IPSC1554(N/T)GT	224	IPSC3260(N/T)LF	229	IPSCNG144	217	IPSOE9815	234
IPSC1554(N/T)LF	225	IPSC3260(N/T)LL	228	IPSCNH144	218	IPSOE9815	234
IPSC1554(N/T)LL	224	IPSC3266(N/T)GG	228	IPSCNL144	218	IPSOE9815	234
IPSC1560(N/T)GG	224	IPSC3266(N/T)GT	228	IPSCNM144	218	IPSOE9815	234
IPSC1560(N/T)GT	224	IPSC3266(N/T)LF	229	IPSCNN144	217	IPSOE9815	234
IPSC1560(N/T)LF	225	IPSC3266(N/T)LL	228	IPSI1536F	239	IPSOE9815	234
IPSC1560(N/T)LL	224	IPSC3272(N/T)GG	228	IPSI1542F	239	IPSOE9815	234
IPSC1566(N/T)GG	224	IPSC3272(N/T)GT	228	IPSI1548F	239	IPSOE9815	234
IPSC1566(N/T)GT	224	IPSC3272(N/T)LF	229	IPSI1554F	239	IPSOE9815	234
IPSC1566(N/T)LF	225	IPSC3272(N/T)LL	228	IPSI1560F	239	IPSOE9815	234

<i>pattern no.</i>	<i>page</i>	<i>pattern no.</i>	<i>page</i>	<i>pattern no.</i>	<i>page</i>	<i>pattern no.</i>	<i>page</i>
IPSSDKR42	238	YBPTSSFESL2854	286	YBPTSSFESS2866	286	YBPTSSFEXR2878	290
IPSSDKR48	238	YBPTSSFESL2860	286	YBPTSSFESS2872	286	YBPTSSFEXR2884	290
IPSSDKR54	238	YBPTSSFESL2866	286	YBPTSSFESS2878	286	YBPTSSFEXR4248	291
IPSSDKR60	238	YBPTSSFESL2872	286	YBPTSSFESS2884	286	YBPTSSFEXR4254	291
IPSSDKR66	238	YBPTSSFESL2878	286	YBPTSSFESS4248	287	YBPTSSFEXR4260	291
IPSSDKR72	238	YBPTSSFESL2884	286	YBPTSSFESS4254	287	YBPTSSFEXR4266	291
IPSSDL3615	237	YBPTSSFESLA248	287	YBPTSSFESS4260	287	YBPTSSFEXR4272	291
IPSSDL4215	237	YBPTSSFESLA254	287	YBPTSSFESS4266	287	YBPTSSFEXR4278	291
IPSSDL4815	237	YBPTSSFESLA260	287	YBPTSSFESS4272	287	YBPTSSFEXR4284	291
IPSSDL5415	237	YBPTSSFESLA266	287	YBPTSSFESS4278	287	YBPTSSFEXR4948	292
IPSSDL6015	237	YBPTSSFESLA272	287	YBPTSSFESS4284	287	YBPTSSFEXR4954	292
IPSSDL6615	237	YBPTSSFESLA278	287	YBPTSSFESS4948	289	YBPTSSFEXR4960	292
IPSSDL7215	237	YBPTSSFESLA284	287	YBPTSSFESS4954	289	YBPTSSFEXR4966	292
IPSSDR3615	238	YBPTSSFESLA4948	288	YBPTSSFESS4960	289	YBPTSSFEXR4972	292
IPSSDR4215	238	YBPTSSFESLA4954	288	YBPTSSFESS4966	289	YBPTSSFEXR4978	292
IPSSDR4815	238	YBPTSSFESLA4960	288	YBPTSSFESS4972	289	YBPTSSFEXR4984	292
IPSSDR5415	238	YBPTSSFESLA4966	288	YBPTSSFESS4978	289	YBPTSSFEXS2848	290
IPSSDR6015	238	YBPTSSFESLA4972	288	YBPTSSFESS4984	289	YBPTSSFEXS2854	290
IPSSDR6615	238	YBPTSSFESLA4978	288	YBPTSSFEXL2848	290	YBPTSSFEXS2860	290
IPSSDR7215	238	YBPTSSFESLA4984	288	YBPTSSFEXL2854	290	YBPTSSFEXS2866	290
IPVDL1564L	241	YBPTSSFESN2848	286	YBPTSSFEXL2860	290	YBPTSSFEXS2872	290
IPVDL1564R	241	YBPTSSFESN2854	286	YBPTSSFEXL2866	290	YBPTSSFEXS2878	290
IPVDR1564L	241	YBPTSSFESN2860	286	YBPTSSFEXL2872	290	YBPTSSFEXS2884	290
IPVDR1564R	241	YBPTSSFESN2866	286	YBPTSSFEXL2878	290	YBPTSSFEXS4248	291
IPVOS1564L	240	YBPTSSFESN2872	286	YBPTSSFEXL2884	290	YBPTSSFEXS4254	291
IPVOS1564R	240	YBPTSSFESN2878	286	YBPTSSFEXL4248	291	YBPTSSFEXS4260	291
IPSVWL1564L	242	YBPTSSFESN2884	286	YBPTSSFEXL4254	291	YBPTSSFEXS4266	291
IPSVWL1564R	242	YBPTSSFESN4248	287	YBPTSSFEXL4260	291	YBPTSSFEXS4272	291
IPSVWR1564L	242	YBPTSSFESN4254	287	YBPTSSFEXL4266	291	YBPTSSFEXS4278	291
IPSVWR1564R	242	YBPTSSFESN4260	287	YBPTSSFEXL4272	291	YBPTSSFEXS4284	291
RR3EPVR	221	YBPTSSFESN4266	287	YBPTSSFEXL4278	291	YBPTSSFEXS4948	293
RR3TPVR	221	YBPTSSFESN4272	287	YBPTSSFEXL4284	291	YBPTSSFEXS4954	293
YACPU	60	YBPTSSFESN4278	287	YBPTSSFEXL4948	292	YBPTSSFEXS4960	293
YAK	60	YBPTSSFESN4284	287	YBPTSSFEXL4954	292	YBPTSSFEXS4966	293
YAPTC	155, 157, 159	YBPTSSFESN4948	288	YBPTSSFEXL4960	292	YBPTSSFEXS4972	293
YAPTN	155, 157, 159	YBPTSSFESN4954	288	YBPTSSFEXL4966	292	YBPTSSFEXS4978	293
YB2DPD	330	YBPTSSFESN4960	288	YBPTSSFEXL4972	292	YBPTSSFEXS4984	293
YBAFE25	56	YBPTSSFESN4966	288	YBPTSSFEXL4978	292	YBRB39	54
YBAFE28	56	YBPTSSFESN4972	288	YBPTSSFEXL4984	292	YBRB45	54
YBATBT22	56	YBPTSSFESN4978	288	YBPTSSFEXN2848	290	YBRB51	54
YBATBT25	56	YBPTSSFESN4984	288	YBPTSSFEXN2854	290	YBRB57	54
YBATE22	56	YBPTSSFESR2848	286	YBPTSSFEXN2860	290	YBRB63	54
YBATE25	56, 154	YBPTSSFESR2854	286	YBPTSSFEXN2866	290	YBRB69	54
YBATE28	56	YBPTSSFESR2860	286	YBPTSSFEXN2872	290	YBRB75	54
YBAW25	56, 156	YBPTSSFESR2866	286	YBPTSSFEXN2878	290	YBRB81	54
YBCDE	55, 164	YBPTSSFESR2872	286	YBPTSSFEXN2884	290	YBRB87	54
YBCRR	57	YBPTSSFESR2878	286	YBPTSSFEXN4248	291	YBRB93	54
YBCWS	57	YBPTSSFESR2884	286	YBPTSSFEXN4254	291	YBRBTE48	52
YBF	57	YBPTSSFESR4248	287	YBPTSSFEXN4260	291	YBRBTE54	52
YBIG	92	YBPTSSFESR4254	287	YBPTSSFEXN4266	291	YBRBTE60	52
YBPSSB2748	84	YBPTSSFESR4260	287	YBPTSSFEXN4272	291	YBRBTE66	52
YBPSSB2754	84	YBPTSSFESR4266	287	YBPTSSFEXN4278	291	YBRBTE72	52
YBPSSB2760	84	YBPTSSFESR4272	287	YBPTSSFEXN4284	291	YBRBTE78	52
YBPSSB2766	84	YBPTSSFESR4278	287	YBPTSSFEXN4948	292	YBRBTE84	52
YBPSSB2772	84	YBPTSSFESR4284	287	YBPTSSFEXN4954	292	YBRBTE90	52
YBPSSB2778	84	YBPTSSFESR4948	288	YBPTSSFEXN4960	292	YBRBTE96	52
YBPSSB2784	84	YBPTSSFESR4954	288	YBPTSSFEXN4966	292	YBRBTS45	52
YBPSSF2748	83	YBPTSSFESR4960	288	YBPTSSFEXN4972	292	YBRBTS51	52
YBPSSF2754	83	YBPTSSFESR4966	288	YBPTSSFEXN4978	292	YBRBTS57	52
YBPSSF2760	83	YBPTSSFESR4972	288	YBPTSSFEXN4984	292	YBRBTS63	52
YBPSSF2766	83	YBPTSSFESR4978	288	YBPTSSFEXR2848	290	YBRBTS69	52
YBPSSF2772	83	YBPTSSFESR4984	288	YBPTSSFEXR2854	290	YBRBTS75	52
YBPSSF2778	83	YBPTSSFESS2848	286	YBPTSSFEXR2860	290	YBRBTS81	52
YBPSSF2784	83	YBPTSSFESS2854	286	YBPTSSFEXR2866	290	YBRBTS87	52
YBPTSSFESL2848	286	YBPTSSFESS2860	286	YBPTSSFEXR2872	290	YBRBTS93	52

<i>pattern no.</i>	<i>page</i>	<i>pattern no.</i>	<i>page</i>	<i>pattern no.</i>	<i>page</i>	<i>pattern no.</i>	<i>page</i>
YBRE	57	YBSLDL4	257	YBTEXBNS48	269	YBTFESBTS54	270
YBRE36	50	YBSLDC1	257	YBTEXBNS54	269	YBTFESBTS60	270
YBRE42	50	YBSLDC2	257	YBTEXBNS60	269	YBTFESBTS66	270
YBRE48	50	YBSLDH1	257	YBTEXBNS66	269	YBTFESBTS72	270
YBRE54	50	YBSLDH2	257	YBTEXBNS72	269	YBTFESBTS78	270
YBRE60	50	YBSLDL1	257	YBTEXBNS78	269	YBTFESBTS84	270
YBRE66	50	YBSLDL2	257	YBTEXBNS84	269	YBTFESBNE48	273
YBRE72	50	YBTCL	329	YBTEXBTE48	268	YBTFESBNE54	273
YBRE78	50	YBTE	55, 165	YBTEXBTE54	268	YBTFESBNE60	273
YBRE84	51	YBTESBNE48	267	YBTEXBTE60	268	YBTFESBNE66	273
YBRE90	51	YBTESBNE54	267	YBTEXBTE66	268	YBTFESBNE72	273
YBRE96	51	YBTESBNE60	267	YBTEXBTE72	268	YBTFESBNE78	273
YBRR33	53	YBTESBNE66	267	YBTEXBTE78	268	YBTFESBNE84	273
YBRR36	53	YBTESBNE72	267	YBTEXBTE84	268	YBTFESBNI48	273
YBRR39	53	YBTESBNE78	267	YBTEXBTI48	268	YBTFESBNI54	273
YBRR42	53	YBTESBNE84	267	YBTEXBTI54	268	YBTFESBNI60	273
YBRR45	53	YBTESBNI48	267	YBTEXBTI60	268	YBTFESBNI66	273
YBRR48	53	YBTESBNI54	267	YBTEXBTI66	268	YBTFESBNI72	273
YBRR51	53	YBTESBNI60	267	YBTEXBTI72	268	YBTFESBNI78	273
YBRR54	53	YBTESBNI66	267	YBTEXBTI78	268	YBTFESBNI84	273
YBRR57	53	YBTESBNI72	267	YBTEXBTI84	268	YBTFESBNS48	273
YBRR60	53	YBTESBNI78	267	YBTEXBTS48	268	YBTFESBNS54	273
YBRR63	53	YBTESBNI84	267	YBTEXBTS54	268	YBTFESBNS60	273
YBRR66	53	YBTESBNS48	267	YBTEXBTS60	268	YBTFESBNS66	273
YBRR69	53	YBTESBNS54	267	YBTEXBTS66	268	YBTFESBNS72	273
YBRR72	53	YBTESBNS60	267	YBTEXBTS72	268	YBTFESBNS78	273
YBRR75	53	YBTESBNS66	267	YBTEXBTS78	268	YBTFESBNS84	273
YBRR78	53	YBTESBNS72	267	YBTEXBTS84	268	YBTFESBTE48	272
YBRR81	53	YBTESBNS78	267	YBTF8	329	YBTFESBTE54	272
YBRR84	53	YBTESBNS84	267	YBTFESBNE48	271	YBTFESBTE60	272
YBRR87	53	YBTFESBTE48	266	YBTFESBNE54	271	YBTFESBTE66	272
YBRR90	53	YBTFESBTE54	266	YBTFESBNE60	271	YBTFESBTE72	272
YBRR93	53	YBTFESBTE60	266	YBTFESBNE66	271	YBTFESBTE78	272
YBRS33	50	YBTFESBTE66	266	YBTFESBNE72	271	YBTFESBTE84	272
YBRS39	50	YBTFESBTE72	266	YBTFESBNE78	271	YBTFESBTI48	272
YBRS45	50	YBTFESBTE78	266	YBTFESBNE84	271	YBTFESBTI54	272
YBRS51	50	YBTFESBTE84	266	YBTFESBNI48	271	YBTFESBTI60	272
YBRS57	50	YBTFESBTI48	266	YBTFESBNI54	271	YBTFESBTI66	272
YBRS63	50	YBTFESBTI54	266	YBTFESBNI60	271	YBTFESBTI72	272
YBRS69	50	YBTFESBTI60	266	YBTFESBNI66	271	YBTFESBTI78	272
YBRS75	50	YBTFESBTI66	266	YBTFESBNI72	271	YBTFESBTI84	272
YBRS81	50	YBTFESBTI72	266	YBTFESBNI78	271	YBTFESBTS48	272
YBRS87	50	YBTFESBTI78	266	YBTFESBNI84	271	YBTFESBTS54	272
YBRS93	50	YBTFESBTI84	266	YBTFESBNS48	271	YBTFESBTS60	272
YBRT105	50	YBTFESBTS48	266	YBTFESBNS54	271	YBTFESBTS66	272
YBRT111	50	YBTFESBTS54	266	YBTFESBNS60	271	YBTFESBTS72	272
YBRT33	50	YBTFESBTS60	266	YBTFESBNS66	271	YBTFESBTS78	272
YBRT39	50	YBTFESBTS66	266	YBTFESBNS72	271	YBTFESBTS84	272
YBRT45	50	YBTFESBTS72	266	YBTFESBNS78	271	YBTC	330
YBRT51	50	YBTFESBTS78	266	YBTFESBNS84	271	YBTHS	329
YBRT57	50	YBTFESBTS84	266	YBTFESBTE48	270	YBTKB10	329
YBRT63	50	YBTEXBNE48	269	YBTFESBTE54	270	YBTKB5	329
YBRT69	50	YBTEXBNE54	269	YBTFESBTE60	270	YBTR	330
YBRT75	50	YBTEXBNE60	269	YBTFESBTE66	270	YBTRES102	302
YBRT81	50	YBTEXBNE66	269	YBTFESBTE72	270	YBTRES54	302, 305
YBRT87	50	YBTEXBNE72	269	YBTFESBTE78	270	YBTRES57	302, 305
YBRT93	50	YBTEXBNE78	269	YBTFESBTE84	270	YBTRES60	302, 305
YBRT99	50	YBTEXBNE84	269	YBTFESBTI48	270	YBTRES63	302, 305
YBSCL	258	YBTEXBNI48	269	YBTFESBTI54	270	YBTRES66	302, 305
YBSCLN	258	YBTEXBNI54	269	YBTFESBTI60	270	YBTRES69	302, 305
YBSLDC2	257	YBTEXBNI60	269	YBTFESBTI66	270	YBTRES72	302, 305
YBSLDC4	257	YBTEXBNI66	269	YBTFESBTI72	270	YBTRES75	302, 305
YBSLDH2	257	YBTEXBNI72	269	YBTFESBTI78	270	YBTRES78	302, 305
YBSLDH4	257	YBTEXBNI78	269	YBTFESBTI84	270	YBTRES81	302, 305
YBSLDL2	257	YBTEXBNI84	269	YBTFESBTS48	270	YBTRES84	302, 305

<i>pattern no.</i>	<i>page</i>	<i>pattern no.</i>	<i>page</i>	<i>pattern no.</i>	<i>page</i>	<i>pattern no.</i>	<i>page</i>
YBTRES87	302, 305	YBTSSFESBNN5430	276	YBTSSFESBTL6027	278	YBTSSFESBTS6624	277
YBTRES90	302, 305	YBTSSFESBNN6024	274	YBTSSFESBTL6030	279	YBTSSFESBTS6627	278
YBTRES93	302, 305	YBTSSFESBNN6027	275	YBTSSFESBTL6624	277	YBTSSFESBTS6630	279
YBTRES96	302, 305	YBTSSFESBNN6030	276	YBTSSFESBTL6627	278	YBTSSFESBTS7224	277
YBTRES99	302	YBTSSFESBNN6624	274	YBTSSFESBTL6630	279	YBTSSFESBTS7227	278
YBTREX102	303	YBTSSFESBNN6627	275	YBTSSFESBTL7224	277	YBTSSFESBTS7230	279
YBTREX54	303, 306	YBTSSFESBNN6630	276	YBTSSFESBTL7227	278	YBTSSFESBTS7824	277
YBTREX57	303, 306	YBTSSFESBNN7224	274	YBTSSFESBTL7230	279	YBTSSFESBTS7827	278
YBTREX60	303, 306	YBTSSFESBNN7227	275	YBTSSFESBTL7824	277	YBTSSFESBTS7830	279
YBTREX63	303, 306	YBTSSFESBNN7230	276	YBTSSFESBTL7827	278	YBTSSFESBTS8424	277
YBTREX66	303, 306	YBTSSFESBNN7824	274	YBTSSFESBTL7830	279	YBTSSFESBTS8427	278
YBTREX69	303, 306	YBTSSFESBNN7827	275	YBTSSFESBTL8424	277	YBTSSFESBTS8430	279
YBTREX72	303, 306	YBTSSFESBNN7830	276	YBTSSFESBTL8427	278	YBTSSFEXBNL4824	280
YBTREX75	303, 306	YBTSSFESBNN8424	274	YBTSSFESBTL8430	279	YBTSSFEXBNL4827	281
YBTREX78	303, 306	YBTSSFESBNN8427	275	YBTSSFESBTN4824	277	YBTSSFEXBNL4830	282
YBTREX81	303, 306	YBTSSFESBNN8430	276	YBTSSFESBTN4827	278	YBTSSFEXBNL5424	280
YBTREX84	303, 306	YBTSSFESBNN8430	276	YBTSSFESBTN4830	279	YBTSSFEXBNL5427	281
YBTREX87	303, 306	YBTSSFESBNN8424	274	YBTSSFESBTN5424	277	YBTSSFEXBNL5430	282
YBTREX90	303, 306	YBTSSFESBNN8427	275	YBTSSFESBTN5427	278	YBTSSFEXBNL6024	280
YBTREX93	303, 306	YBTSSFESBNN8430	276	YBTSSFESBTN5430	279	YBTSSFEXBNL6027	281
YBTREX96	303, 306	YBTSSFESBNN8424	274	YBTSSFESBTN6024	277	YBTSSFEXBNL6030	282
YBTREX99	303	YBTSSFESBNN8427	275	YBTSSFESBTN6027	278	YBTSSFEXBNL6624	280
YBTRFS102	304	YBTSSFESBNN8430	276	YBTSSFESBTN6030	279	YBTSSFEXBNL6627	281
YBTRFS54	304, 307	YBTSSFESBNN6027	275	YBTSSFESBTN6624	277	YBTSSFEXBNL6630	282
YBTRFS57	304, 307	YBTSSFESBNN6030	276	YBTSSFESBTN6627	278	YBTSSFEXBNL7224	280
YBTRFS60	304, 307	YBTSSFESBNN6624	274	YBTSSFESBTN6630	279	YBTSSFEXBNL7227	281
YBTRFS63	304, 307	YBTSSFESBNN6627	275	YBTSSFESBTN7224	277	YBTSSFEXBNL7230	282
YBTRFS66	304, 307	YBTSSFESBNN6630	276	YBTSSFESBTN7227	278	YBTSSFEXBNL7824	280
YBTRFS69	304, 307	YBTSSFESBNN7224	274	YBTSSFESBTN7230	279	YBTSSFEXBNL7827	281
YBTRFS72	304, 307	YBTSSFESBNN7227	275	YBTSSFESBTN7824	277	YBTSSFEXBNL7830	282
YBTRFS75	304, 307	YBTSSFESBNN7230	276	YBTSSFESBTN7827	278	YBTSSFEXBNL8424	280
YBTRFS78	304, 307	YBTSSFESBNN7824	274	YBTSSFESBTN7830	279	YBTSSFEXBNL8427	281
YBTRFS81	304, 307	YBTSSFESBNN7827	275	YBTSSFESBTN8424	277	YBTSSFEXBNL8430	282
YBTRFS84	304, 307	YBTSSFESBNN7830	276	YBTSSFESBTN8427	278	YBTSSFEXBNN4824	280
YBTRFS87	304, 307	YBTSSFESBNN8424	274	YBTSSFESBTN8430	279	YBTSSFEXBNN4827	281
YBTRFS90	304, 307	YBTSSFESBNN8427	275	YBTSSFESBTR4824	277	YBTSSFEXBNN4830	282
YBTRFS93	304, 307	YBTSSFESBNN8430	276	YBTSSFESBTR4827	278	YBTSSFEXBNN5424	280
YBTRFS96	304, 307	YBTSSFESBNS4824	274	YBTSSFESBTR4830	279	YBTSSFEXBNN5427	281
YBTRFS99	304	YBTSSFESBNS4827	275	YBTSSFESBTR5424	277	YBTSSFEXBNN5430	282
YBTSSFESBTL4824	274	YBTSSFESBNS4830	276	YBTSSFESBTR5427	278	YBTSSFEXBNN6024	280
YBTSSFESBTL4827	275	YBTSSFESBNS5424	274	YBTSSFESBTR5430	279	YBTSSFEXBNN6027	281
YBTSSFESBTL4830	276	YBTSSFESBNS5427	275	YBTSSFESBTR6024	277	YBTSSFEXBNN6030	282
YBTSSFESBTL5424	274	YBTSSFESBNS5430	276	YBTSSFESBTR6027	278	YBTSSFEXBNN6624	280
YBTSSFESBTL5427	275	YBTSSFESBNS6024	274	YBTSSFESBTR6030	279	YBTSSFEXBNN6627	281
YBTSSFESBTL5430	276	YBTSSFESBNS6027	275	YBTSSFESBTR6624	277	YBTSSFEXBNN6630	282
YBTSSFESBTL6024	274	YBTSSFESBNS6030	276	YBTSSFESBTR6627	278	YBTSSFEXBNN7224	280
YBTSSFESBTL6027	275	YBTSSFESBNS6624	274	YBTSSFESBTR6630	279	YBTSSFEXBNN7227	281
YBTSSFESBTL6030	276	YBTSSFESBNS6627	275	YBTSSFESBTR7224	277	YBTSSFEXBNN7230	282
YBTSSFESBTL6624	274	YBTSSFESBNS6630	276	YBTSSFESBTR7227	278	YBTSSFEXBNN7824	280
YBTSSFESBTL6627	275	YBTSSFESBNS7224	274	YBTSSFESBTR7230	279	YBTSSFEXBNN7827	281
YBTSSFESBTL6630	276	YBTSSFESBNS7227	275	YBTSSFESBTR7824	277	YBTSSFEXBNN7830	282
YBTSSFESBTL7224	274	YBTSSFESBNS7230	276	YBTSSFESBTR7827	278	YBTSSFEXBNN8424	280
YBTSSFESBTL7227	275	YBTSSFESBNS7824	274	YBTSSFESBTR7830	279	YBTSSFEXBNN8427	281
YBTSSFESBTL7230	276	YBTSSFESBNS7827	275	YBTSSFESBTR8424	277	YBTSSFEXBNN8430	282
YBTSSFESBTL7824	274	YBTSSFESBNS7830	276	YBTSSFESBTR8427	278	YBTSSFEXBNN8424	280
YBTSSFESBTL7827	275	YBTSSFESBNS8424	274	YBTSSFESBTR8430	279	YBTSSFEXBNN8427	281
YBTSSFESBTL7830	276	YBTSSFESBNS8427	275	YBTSSFESBTS4824	277	YBTSSFEXBNN8430	282
YBTSSFESBTL8424	274	YBTSSFESBNS8430	276	YBTSSFESBTS4827	278	YBTSSFEXBNN8424	280
YBTSSFESBTL8427	275	YBTSSFESBTL4824	277	YBTSSFESBTS4830	279	YBTSSFEXBNN8427	281
YBTSSFESBTL8430	276	YBTSSFESBTL4827	278	YBTSSFESBTS5424	277	YBTSSFEXBNN8430	282
YBTSSFESBTL8430	276	YBTSSFESBTL4830	279	YBTSSFESBTS5427	278	YBTSSFEXBNN9024	280
YBTSSFESBTL8424	274	YBTSSFESBTL5424	277	YBTSSFESBTS5430	279	YBTSSFEXBNN9027	281
YBTSSFESBTL8427	275	YBTSSFESBTL5427	278	YBTSSFESBTS6024	277	YBTSSFEXBNN9030	282
YBTSSFESBTL8430	276	YBTSSFESBTL5430	279	YBTSSFESBTS6027	278	YBTSSFEXBNN9624	280
YBTSSFESBTL8424	274	YBTSSFESBTL6024	277	YBTSSFESBTS6030	279	YBTSSFEXBNN9627	281

<i>pattern no.</i>	<i>page</i>	<i>pattern no.</i>	<i>page</i>	<i>pattern no.</i>	<i>page</i>	<i>pattern no.</i>	<i>page</i>
YBTSSFEXBNR6630	282	YBTSSFEXBTN7227	284	YBTYESBT248	294	YCB96	58
YBTSSFEXBNR7224	280	YBTSSFEXBTN7230	285	YBTYESBT254	294	YCBCC24	58, 334
YBTSSFEXBNR7227	281	YBTSSFEXBTN7824	283	YBTYESBT260	294	YCBCC30	58, 334
YBTSSFEXBNR7230	282	YBTSSFEXBTN7827	284	YBTYESBT348	295	YCBCC36	58, 334
YBTSSFEXBNR7824	280	YBTSSFEXBTN7830	285	YBTYESBT354	295	YCBCC48	58, 334
YBTSSFEXBNR7827	281	YBTSSFEXBTN8424	283	YBTYESBT360	295	YCBCC54	58
YBTSSFEXBNR7830	282	YBTSSFEXBTN8427	284	YBTYESBTN48	294	YCBCC60	58, 334
YBTSSFEXBNR8424	280	YBTSSFEXBTN8430	285	YBTYESBTN54	294	YCBCC66	58, 334
YBTSSFEXBNR8427	281	YBTSSFEXBTR4824	283	YBTYESBTN60	294	YCBCC72	58, 334
YBTSSFEXBNR8430	282	YBTSSFEXBTR4827	284	YBTYEXBN148	300	YCBCC78	58
YBTSSFEXBNS4824	280	YBTSSFEXBTR4830	285	YBTYEXBN154	300	YCBCC84	58
YBTSSFEXBNS4827	281	YBTSSFEXBTR5424	283	YBTYEXBN160	300	YCBCC90	58
YBTSSFEXBNS4830	282	YBTSSFEXBTR5427	284	YBTYEXBN248	300	YCBCC96	58
YBTSSFEXBNS5424	280	YBTSSFEXBTR5430	285	YBTYEXBN254	300	YCBCE	58
YBTSSFEXBNS5427	281	YBTSSFEXBTR6024	283	YBTYEXBN260	300	YCBPE	58
YBTSSFEXBNS5430	282	YBTSSFEXBTR6027	284	YBTYEXBN348	301	YCBT36	58
YBTSSFEXBNS6024	280	YBTSSFEXBTR6030	285	YBTYEXBN354	301	YCBT42	58
YBTSSFEXBNS6027	281	YBTSSFEXBTR6624	283	YBTYEXBN360	301	YCBT48	58
YBTSSFEXBNS6030	282	YBTSSFEXBTR6627	284	YBTYEXBNN48	300	YCBT54	58
YBTSSFEXBNS6624	280	YBTSSFEXBTR6630	285	YBTYEXBNN54	300	YCBT60	58
YBTSSFEXBNS6627	281	YBTSSFEXBTR7224	283	YBTYEXBNN60	300	YCBT66	58
YBTSSFEXBNS6630	282	YBTSSFEXBTR7227	284	YBTYEXBT148	298	YCBT72	58
YBTSSFEXBNS7224	280	YBTSSFEXBTR7230	285	YBTYEXBT154	298	YCBT78	58
YBTSSFEXBNS7227	281	YBTSSFEXBTR7824	283	YBTYEXBT160	298	YCBT84	58
YBTSSFEXBNS7230	282	YBTSSFEXBTR7827	284	YBTYEXBT248	298	YCBT90	58
YBTSSFEXBNS7824	280	YBTSSFEXBTR7830	285	YBTYEXBT254	298	YCBT96	58
YBTSSFEXBNS7827	281	YBTSSFEXBTR8424	283	YBTYEXBT260	298	YEL2A18	61
YBTSSFEXBNS7830	282	YBTSSFEXBTR8427	284	YBTYEXBT348	299	YEL2A24	61
YBTSSFEXBNS8424	280	YBTSSFEXBTR8430	285	YBTYEXBT354	299	YEL2A27	61
YBTSSFEXBNS8427	281	YBTSSFEXBTS4824	283	YBTYEXBT360	299	YEL2A30	61
YBTSSFEXBNS8430	282	YBTSSFEXBTS4827	284	YBTYEXBTN48	298	YEL2A36	61
YBTSSFEXBTL4824	283	YBTSSFEXBTS4830	285	YBTYEXBTN54	298	YEL2A42	61
YBTSSFEXBTL4827	284	YBTSSFEXBTS5424	283	YBTYEXBTN60	298	YEL2DA18	65
YBTSSFEXBTL4830	285	YBTSSFEXBTS5427	284	YCB34	59	YEL2DA24	65
YBTSSFEXBTL5424	283	YBTSSFEXBTS5430	285	YCB35	59	YEL2DA27	65
YBTSSFEXBTL5427	284	YBTSSFEXBTS6024	283	YCB36	58	YEL2DA30	65
YBTSSFEXBTL5430	285	YBTSSFEXBTS6027	284	YCB40	59	YEL2DA36	65
YBTSSFEXBTL6024	283	YBTSSFEXBTS6030	285	YCB41	59	YEL2DA38	69
YBTSSFEXBTL6027	284	YBTSSFEXBTS6624	283	YCB42	58	YEL2DA50	69
YBTSSFEXBTL6030	285	YBTSSFEXBTS6627	284	YCB46	59	YEL2DA62	69
YBTSSFEXBTL6624	283	YBTSSFEXBTS6630	285	YCB47	59	YEL2SA18	64
YBTSSFEXBTL6627	284	YBTSSFEXBTS7224	283	YCB48	58	YEL2SA24	64
YBTSSFEXBTL6630	285	YBTSSFEXBTS7227	284	YCB52	59	YEL2SA27	64
YBTSSFEXBTL7224	283	YBTSSFEXBTS7230	285	YCB53	59	YEL2SA30	64
YBTSSFEXBTL7227	284	YBTSSFEXBTS7824	283	YCB54	58	YEL2SA36	64
YBTSSFEXBTL7230	285	YBTSSFEXBTS7827	284	YCB58	59	YEL2SA42	64
YBTSSFEXBTL7824	283	YBTSSFEXBTS7830	285	YCB59	59	YEL2SA48	64
YBTSSFEXBTL7827	284	YBTSSFEXBTS8424	283	YCB60	58	YEL2SSAF28L	80
YBTSSFEXBTL7830	285	YBTSSFEXBTS8427	284	YCB64	59	YEL2SSAF28R	80
YBTSSFEXBTL8424	283	YBTSSFEXBTS8430	285	YCB65	59	YEL2SSAF34L	80
YBTSSFEXBTL8427	284	YBTYESBN148	296	YCB66	58	YEL2SSAF34R	80
YBTSSFEXBTL8430	285	YBTYESBN154	296	YCB70	59	YEL2SSAF40L	80
YBTSSFEXBTN4824	283	YBTYESBN160	296	YCB71	59	YEL2SSAF40R	80
YBTSSFEXBTN4827	284	YBTYESBN248	296	YCB72	58	YEL2SSDB22L	75
YBTSSFEXBTN4830	285	YBTYESBN254	296	YCB76	59	YEL2SSDB22R	75
YBTSSFEXBTN5424	283	YBTYESBN260	296	YCB77	59	YEL2SSDB28L	75
YBTSSFEXBTN5427	284	YBTYESBN348	297	YCB78	58	YEL2SSDB28R	75
YBTSSFEXBTN5430	285	YBTYESBN354	297	YCB82	59	YEL2SSDB34L	75
YBTSSFEXBTN6024	283	YBTYESBN360	297	YCB83	59	YEL2SSDB34R	75
YBTSSFEXBTN6027	284	YBTYESBNN48	296	YCB84	58	YEL3SSAB22L	77
YBTSSFEXBTN6030	285	YBTYESBNN54	296	YCB88	59	YEL3SSAB22R	77
YBTSSFEXBTN6624	283	YBTYESBNN60	296	YCB89	59	YEL3SSAB28L	77
YBTSSFEXBTN6627	284	YBTYESBT148	294	YCB90	58	YEL3SSAB28R	77
YBTSSFEXBTN6630	285	YBTYESBT154	294	YCB94	59	YEL3SSAB34L	77
YBTSSFEXBTN7224	283	YBTYESBT160	294	YCB95	59	YEL3SSAB34R	77

<i>pattern no.</i>	<i>page</i>	<i>pattern no.</i>	<i>page</i>	<i>pattern no.</i>	<i>page</i>	<i>pattern no.</i>	<i>page</i>
YELCD18	61	YELSSDB33L	75	YEP2717	86	YEPH3641	90
YELCD24	61	YELSSDB33R	75	YEP2718	86	YEPH3653	90
YELCD27	61	YELSSDB36L	75	YEP2723	86	YEPH3659	90
YELCD30	61	YELSSDB36R	75	YEP2724	86	YEPH3665	90
YELCD36	61	YELSSDF36L	78	YEP2726	86	YEPSSF2831L	89
YELCM18	61	YELSSDF36R	78	YEP2727	86	YEPSSF2831R	89
YELCM24	61	YELSSDF39L	78	YEP2729	86	YEPSSF2837L	89
YELCM27	61	YELSSDF39R	78	YEP2730	86	YEPSSF2837R	89
YELCM30	61	YELSSDF42L	78	YEP2735	86	YEPSSF2840L	89
YELCM36	61	YELSSDF42R	78	YEP2736	86	YEPSSF2840R	89
YELD18	61	YELWDD53	66	YEP2841	88	YEPSSF2843L	89
YELD24	61	YELWDD59	66	YEP2853	88	YEPSSF2843R	89
YELD27	61	YELWDD65	66	YEP2856ES	310	YEPSSF2849L	89
YELD30	61	YELWSSDB30L	76	YEP2856EX	311	YEPSSF2849R	89
YELD36	61	YELWSSDB30R	76	YEP2859	88	YEPT4253	90
YELD42	61	YELWSSDB33L	76	YEP2862ES	310	YEPT4259	90
YELDD18	65	YELWSSDB33R	76	YEP2862ESL	310	YEPT4265	90
YELDD24	65	YELWSSDB36L	76	YEP2862ESR	310	YEPTSSFES2824L	312
YELDD27	65	YELWSSDB36R	76	YEP2862EX	311	YEPTSSFES2824R	313
YELDD30	65	YELWSSDF36L	79	YEP2862EXL	311	YEPTSSFES2827L	312
YELDD36	65	YELWSSDF36R	79	YEP2862EXR	311	YEPTSSFES2827R	313
YELDD38	66	YELWSSDF39L	79	YEP2865	88	YEPTSSFES2830L	312
YELDD50	66	YELWSSDF39R	79	YEP2868ES	310	YEPTSSFES2830R	313
YELDD62	66	YELWSSDF42L	79	YEP2868EX	311	YEPTSSFES4224L	312
YELDH38	71	YELWSSDF42R	79	YEP2877	88	YEPTSSFES4224R	313
YELDH50	71	YEP1617	85	YEP2SSB2825L	89	YEPTSSFES4227L	312
YELDH50B	72	YEP1618	85	YEP2SSB2825R	89	YEPTSSFES4227R	313
YELDHB	72	YEP1623	85	YEP2SSB2831L	89	YEPTSSFES4230L	312
YELDT50	73	YEP1624	85	YEP2SSB2831R	89	YEPTSSFES4230R	313
YELDT50B	74	YEP1626	85	YEP2SSB2834L	89	YEPTSSFES4924L	312
YELDTB	74	YEP1627	85	YEP2SSB2834R	89	YEPTSSFES4924R	313
YELDW	63	YEP1629	85	YEP2SSB2837L	89	YEPTSSFES4927L	312
YELH24	61	YEP1630	85	YEP2SSB2837R	89	YEPTSSFES4927R	313
YELH27	61	YEP1635	85	YEP2SSB2843	89	YEPTSSFES4930L	312
YELH30	61	YEP1636	85	YEP4253	91	YEPTSSFES4930R	313
YELH36	61	YEP1717	85	YEP4256ES	310	YEPTSSFEX2824L	314
YELH42	61	YEP1718	85	YEP4256EX	311	YEPTSSFEX2824R	315
YELP24	62	YEP1723	85	YEP4259	91	YEPTSSFEX2827L	314
YELP27	62	YEP1724	85	YEP4262ES	310	YEPTSSFEX2827R	315
YELP30	62	YEP1726	85	YEP4262ESL	310	YEPTSSFEX2830L	314
YELP36	62	YEP1727	85	YEP4262ESR	310	YEPTSSFEX2830R	315
YELSCD24	64	YEP1729	85	YEP4262EX	311	YEPTSSFEX4224L	314
YELSCD27	64	YEP1730	85	YEP4262EXL	311	YEPTSSFEX4224R	315
YELSCD30	64	YEP1735	85	YEP4262EXR	311	YEPTSSFEX4227L	314
YELSCD36	64	YEP1736	85	YEP4265	91	YEPTSSFEX4227R	315
YELSCD42	64	YEP1740	87	YEP4268ES	310	YEPTSSFEX4230L	314
YELSCD48	64	YEP1752	87	YEP4268EX	311	YEPTSSFEX4230R	315
YELSD18	64	YEP1758	87	YEP4277	91	YEPTSSFEX4924L	314
YELSD24	64	YEP1764	87	YEP4953	91	YEPTSSFEX4924R	315
YELSD27	64	YEP1776	87	YEP4956ES	310	YEPTSSFEX4927L	314
YELSD30	64	YEP2617	86	YEP4956EX	311	YEPTSSFEX4927R	315
YELSD36	64	YEP2618	86	YEP4959	91	YEPTSSFEX4930L	314
YELSD42	64	YEP2623	86	YEP4962ES	310	YEPTSSFEX4930R	315
YELSD48	64	YEP2624	86	YEP4962ESL	310	YFC0912C	110
YELSDD53	66	YEP2626	86	YEP4962ESR	310	YFC0912L	112
YELSDD59	66	YEP2627	86	YEP4962EX	311	YFC0912P	111
YELSDD65	66	YEP2629	86	YEP4962EXL	311	YFC0912S	110
YELSSDF28L	78	YEP2630	86	YEP4962EXR	311	YFC0912V	113
YELSSDF28R	78	YEP2635	86	YEP4965	91	YFC0924C	110
YELSSDF34L	78	YEP2636	86	YEP4968ES	310	YFC0924L	112
YELSSDF34R	78	YEP2640	87	YEP4968EX	311	YFC0924P	111
YELSSDF40L	78	YEP2652	87	YEP4977	91	YFC0924S	110
YELSSDF40R	78	YEP2658	87	YEP5653	91	YFC0924V	113
YELSSDB30L	75	YEP2664	87	YEP5659	91	YFC0936C	110
YELSSDB30R	75	YEP2676	87	YEP5665	91	YFC0936L	112

<i>pattern no.</i>	<i>page</i>	<i>pattern no.</i>	<i>page</i>	<i>pattern no.</i>	<i>page</i>	<i>pattern no.</i>	<i>page</i>
YFC0936P	111	YFC2636NP	117	YHP1C72N	335	YHP1K4828P1C	332
YFC0936S	110	YFC2636NV	119	YHP1CMB	340	YHP1K4828P1G	332
YFC0936V	113	YFC2648NL	118	YHP1DAK28	336	YHP1K4828P2C	332
YFC0948C	110	YFC2648NP	117	YHP1DP3608L	345	YHP1K4828P2G	332
YFC0948L	112	YFC2648NV	119	YHP1DP4808L	345	YHP1KUB30	356, 357
YFC0948P	111	YFC2660NL	118	YHP1DP6008L	345	YHP1KUB36	356, 357
YFC0948S	110	YFC2660NP	117	YHP1DP6608L	345	YHP1KUB48	356, 357
YFC0948V	113	YFC2672NL	118	YHP1DP7208L	345	YHP1M25	333
YFC0960C	110	YFC2672NP	117	YHP1F	358	YHP1M28	333
YFC0960L	112	YFCC48	105	YHP1HEK160	337	YHP1OF	340
YFC0960P	111	YFCC60	105	YHP1HEK166	337	YHP1SAK28	336
YFC0960S	110	YFCC72	105	YHP1HEK172	337	YHP1SDK4825	348
YFC0972C	110	YFCHOC	110	YHP1HEK260	337	YHP1SDK4828	353
YFC0972L	112	YFCOC	110	YHP1HEK266	337	YHP1SDK6025	348
YFC0972P	111	YFF2148	104	YHP1HEK272	337	YHP1SDK6028	353
YFC0972S	110	YFF2160	104	YHP1HTK160	337	YHP1SDK6625	348
YFC1412L	115	YFF2172	104	YHP1HTK166	337	YHP1SDK6628	353
YFC1412P	114	YFJE25	105	YHP1HTK172	337	YHP1SDK7225	348
YFC1412V	116	YFJE28	105	YHP1HTK260	337	YHP1SDK7228	353
YFC1424L	115	YFJL25	106	YHP1HTK266	337	YHP1SDKL4825	349
YFC1424P	114	YFJL28	106	YHP1HTK272	337	YHP1SDKL4828	354
YFC1424V	116	YFJT25	106	YHP1K2425NC	331	YHP1SDKL6025	349
YFC1436L	115	YFJT28	106	YHP1K2425NG	331	YHP1SDKL6028	354
YFC1436P	114	YFJV25	106	YHP1K2425P1C	331	YHP1SDKL6625	349
YFC1436V	116	YFJV28	106	YHP1K2425P1G	331	YHP1SDKL6628	354
YFC1448L	115	YFJX25	106	YHP1K2425P2C	331	YHP1SDKL7225	349
YFC1448P	114	YFJX28	106	YHP1K2425P2G	331	YHP1SDKL7228	354
YFC1448V	116	YFJY25	106	YHP1K2428NC	332	YHP1SDKR4825	350
YFC1460L	115	YFJY28	106	YHP1K2428NG	332	YHP1SDKR4828	355
YFC1460P	114	YFL25	104	YHP1K2428P1C	332	YHP1SDKR6025	350
YFC1472L	115	YFL28	104	YHP1K2428P1G	332	YHP1SDKR6028	355
YFC1472P	114	YFLSF	104	YHP1K2428P2C	332	YHP1SDKR6625	350
YFC1712L	115	YFTC48	105	YHP1K2428P2G	332	YHP1SDKR6628	355
YFC1712P	114	YFTC60	105	YHP1K3025NC	331	YHP1SDKR7225	350
YFC1712V	116	YFTC72	105	YHP1K3025NG	331	YHP1SDKR7228	355
YFC1724L	115	YHP1A25C	333	YHP1K3025P1C	331	YHP1SKA	356
YFC1724P	114	YHP1A25G	333	YHP1K3025P1G	331	YHP1SKM	356
YFC1724V	116	YHP1A28C	333	YHP1K3025P2C	331	YHP1SMS2425	357
YFC1736L	115	YHP1A28G	333	YHP1K3025P2G	331	YHP1SMS2428	357
YFC1736P	114	YHP1AP2408	345	YHP1K3028NC	332	YHP1SMS3025	357
YFC1736V	116	YHP1AP3008	345	YHP1K3028NG	332	YHP1SMS3028	357
YFC1748L	115	YHP1AP3608	345	YHP1K3028P1C	332	YHP1SMS3625	357
YFC1748P	114	YHP1AP4808	345	YHP1K3028P1G	332	YHP1SMS3628	357
YFC1748V	116	YHP1AS24	344	YHP1K3028P2C	332	YHP1SMS4825	357
YFC1760L	115	YHP1AS30	344	YHP1K3028P2G	332	YHP1SMS4828	357
YFC1760P	114	YHP1AS36	344	YHP1K3625NC	331	YHP1SOE2425	346
YFC1772L	115	YHP1B36	334	YHP1K3625NG	331	YHP1SOE2428	351
YFC1772P	114	YHP1B48	334	YHP1K3625P1C	331	YHP1SOE3025	346
YFC2324NL	118	YHP1B60	334	YHP1K3625P1G	331	YHP1SOE3028	351
YFC2324NP	117	YHP1B66	334	YHP1K3625P2C	331	YHP1SOE3625	346
YFC2324NV	119	YHP1B72	334	YHP1K3625P2G	331	YHP1SOE3628	351
YFC2336NL	118	YHP1BAK	336	YHP1K3628NC	332	YHP1SOE4825	346
YFC2336NP	117	YHP1BC	341	YHP1K3628NG	332	YHP1SOE4828	351
YFC2336NV	119	YHP1C362P	335	YHP1K3628P1C	332	YHP1SOE6025	346
YFC2348NL	118	YHP1C36N	335	YHP1K3628P1G	332	YHP1SOE6028	351
YFC2348NP	117	YHP1C484P	335	YHP1K3628P2C	332	YHP1SOE6625	346
YFC2348NV	119	YHP1C48N	335	YHP1K3628P2G	332	YHP1SOE6628	351
YFC2360NL	118	YHP1C602P	335	YHP1K4825NC	331	YHP1SOE7225	346
YFC2360NP	117	YHP1C604P	335	YHP1K4825NG	331	YHP1SOE7228	351
YFC2372NL	118	YHP1C60N	335	YHP1K4825P1C	331	YHP1SOEL4825	347
YFC2372NP	117	YHP1C662P	335	YHP1K4825P1G	331	YHP1SOEL4828	352
YFC2624NL	118	YHP1C664P	335	YHP1K4825P2C	331	YHP1SOEL6025	347
YFC2624NP	117	YHP1C66N	335	YHP1K4825P2G	331	YHP1SOEL6028	352
YFC2624NV	119	YHP1C722P	335	YHP1K4828NC	332	YHP1SOEL6625	347
YFC2636NL	118	YHP1C724P	335	YHP1K4828NG	332	YHP1SOEL6628	352



<i>pattern no.</i>	<i>page</i>	<i>pattern no.</i>	<i>page</i>	<i>pattern no.</i>	<i>page</i>	<i>pattern no.</i>	<i>page</i>
YHP1SOEL7225	347	YHP1UP6612	345	YKPTS4824D	26	YKTS3630SDHN	247
YHP1SOEL7228	352	YHP1UP7212	345	YKPTS4848D	26	YKTS3630SDLN	247
YHP1SOER4825	347	YHP1VWM18	341	YKPTS5427D	26	YKTS3636D	24
YHP1SOER4828	352	YHP1VWM21	341	YKPTS6030D	26	YKTS3636DC	25
YHP1SOER6025	347	YHP2C362H	335	YKPTS7236D	26	YKTS3636SDCN	248, 249
YHP1SOER6028	352	YHP2C484H	335	YKPTS8442D	26	YKTS3636SDHN	248, 249
YHP1SOER6625	347	YHP2C602H	335	YKSI	259	YKTS3636SDLN	248, 249
YHP1SOER6628	352	YHP2C604H	335	YKTB7236YESG	308	YKTS4218SDCN	244
YHP1SOER7225	347	YHP2C662H	335	YKTB8442YESG	308	YKTS4218SDHN	244
YHP1SOER7228	352	YHP2C664H	335	YKTCG	329	YKTS4218SDLN	244
YHP1SOS2425	346	YHP2C722H	335	YKTR36SDCN	250	YKTS4224SDCN	245
YHP1SOS2428	351	YHP2C724H	335	YKTR36SDHN	250	YKTS4224SDHN	245
YHP1SOS3025	346	YHP2HOK1	338	YKTR36SDLN	250	YKTS4224SDLN	245
YHP1SOS3028	351	YHP2HOK148	338	YKTR36YDC	27	YKTS4227SDCN	246
YHP1SOS3625	346	YHP2HOK2	338	YKTR36YHG	27	YKTS4227SDHN	246
YHP1SOS3628	351	YHP2HOK248	338	YKTR36YMG	27	YKTS4227SDLN	246
YHP1SOS4825	346	YIL2DA1	70	YKTR42D	24	YKTS4230SDCN	247
YHP1SOS4828	351	YIL2DA24	69	YKTR42DG	25	YKTS4230SDHN	247
YHP1SOS6025	346	YIL2DA35	69	YKTR42L	24	YKTS4230SDLN	247
YHP1SOS6028	351	YIL2DA38	69	YKTR42LG	25	YKTS4236SDCN	248
YHP1SOS6625	346	YIL2DA48	69	YKTR42M	24	YKTS4236SDHN	248
YHP1SOS6628	351	YIL2DA50	69	YKTR42MG	25	YKTS4236SDLN	248
YHP1SOS7225	346	YIL2DA62	69	YKTR42SDCN	250	YKTS4242D	24
YHP1SOS7228	351	YIL2SSAF26	80	YKTR42SDHN	250	YKTS4242DC	25
YHP1SSD4825	348	YIL2SSAF28	80	YKTR42SDLN	250	YKTS4242SDCN	249
YHP1SSD4828	353	YIL2SSAF32	80	YKTR42YDC	27	YKTS4242SDHN	249
YHP1SSD6025	348	YIL2SSAF34	80	YKTR42YMG	27	YKTS4242SDLN	249
YHP1SSD6028	353	YIL2SSAF40	80	YKTR48D	24	YKTS4818SDCN	244
YHP1SSD6625	348	YIL2SSDB20	76	YKTR48DG	25	YKTS4818SDHN	244
YHP1SSD6628	353	YIL2SSDB22	76	YKTRC6027YESGL	309	YKTS4818SDLN	244
YHP1SSD7225	348	YIL2SSDB26	76	YKTRC6027YESNL	309	YKTS4824D	24
YHP1SSD7228	353	YIL2SSDB28	76	YKTRC6030YESGL	309	YKTS4824DC	25
YHP1SSDL4825	349	YIL2SSDB34	76	YKTRC6030YESNL	309	YKTS4824SDCN	245
YHP1SSDL4828	354	YIL3SSAB20	77	YKTRC6627YESGL	309	YKTS4824SDHN	245
YHP1SSDL6025	349	YIL3SSAB22	77	YKTRC6627YESNL	309	YKTS4824SDLN	245
YHP1SSDL6028	354	YIL3SSAB26	77	YKTRC6630YESGL	309	YKTS4827SDCN	246
YHP1SSDL6625	349	YIL3SSAB28	77	YKTRC6630YESNL	309	YKTS4827SDHN	246
YHP1SSDL6628	354	YIL3SSAB34	77	YKTRC7227YESGL	309	YKTS4827SDLN	246
YHP1SSDL7225	349	YILDD1	68	YKTRC7227YESNL	309	YKTS4830SDCN	247
YHP1SSDL7228	354	YILDD24	67	YKTRC7227YESRGL	309	YKTS4830SDHN	247
YHP1SSDR4825	350	YILDD35	67	YKTRC7227YESRNL	309	YKTS4830SDLN	247
YHP1SSDR4828	355	YILDD38	67	YKTRC7230YESGL	309	YKTS4836SDCN	248
YHP1SSDR6025	350	YILDD48	67	YKTRC7230YESNL	309	YKTS4836SDHN	248
YHP1SSDR6028	355	YILDD50	67	YKTRC7230YESRGL	309	YKTS4836SDLN	248
YHP1SSDR6625	350	YILDD62	67	YKTRC7230YESRNL	309	YKTS4848D	24
YHP1SSDR6628	355	YILDH35	71	YKTRC7236YESGL	309	YKTS4848DC	25
YHP1SSDR7225	350	YILDH38	71	YKTRC7236YESNL	309	YKTS5418SDCN	244
YHP1SSDR7228	355	YILDH50	71	YKTRC8442YESGL	309	YKTS5418SDHN	244
YHP1SWS2425	346	YILDHB	71	YKTRC8442YESNL	309	YKTS5418SDLN	244
YHP1SWS2428	351	YILDT35	73	YKTS3030D	24	YKTS5424SDCN	245
YHP1SWS3025	346	YILDTB	73	YKTS3030DC	25	YKTS5424SDHN	245
YHP1SWS3028	351	YILSSDF26	79	YKTS3030L	24	YKTS5424SDLN	245
YHP1SWS3625	346	YILSSDF28	79	YKTS3030LG	25	YKTS5427D	24
YHP1SWS3628	351	YILSSDF32	79	YKTS3030M	24	YKTS5427DC	25
YHP1SWS4825	346	YILSSDF34	79	YKTS3030MG	25	YKTS5427SDCN	246
YHP1SWS4828	351	YILSSDF40	79	YKTS3618SDCN	244	YKTS5427SDHN	246
YHP1SWS6025	346	YKLB	258	YKTS3618SDHN	244	YKTS5427SDLN	246
YHP1SWS6028	351	YKME4DA	28	YKTS3618SDLN	244	YKTS5430SDCN	247
YHP1SWS6625	346	YKME7854HE	28	YKTS3624SDCN	245	YKTS5430SDHN	247
YHP1SWS6628	351	YKME7854NE	28	YKTS3624SDHN	245	YKTS5430SDLN	247
YHP1SWS7225	346	YKPTS3030D	26	YKTS3624SDLN	245	YKTS5436SDCN	248
YHP1SWS7228	351	YKPTS3030L	26	YKTS3627SDCN	246	YKTS5436SDHN	248
YHP1UP3612	345	YKPTS3030M	26	YKTS3627SDHN	246	YKTS5436SDLN	248
YHP1UP4812	345	YKPTS3636D	26	YKTS3627SDLN	246	YKTS6018SDCN	244
YHP1UP6012	345	YKPTS4242D	26	YKTS3630SDCN	247	YKTS6018SDHN	244



<i>pattern no.</i>	<i>page</i>	<i>pattern no.</i>	<i>page</i>	<i>pattern no.</i>	<i>page</i>	<i>pattern no.</i>	<i>page</i>
YKTS6018SDLN	244	YKTS7827SDHN	246	YMP1772	81	YNABCS72	394
YKTS6024SDCN	245	YKTS7827SDLN	246	YMP1778	81	YNABCS78	394
YKTS6024SDHN	245	YKTS7830SDCN	247	YMP1784	81	YNABCS84	394
YKTS6024SDLN	245	YKTS7830SDHN	247	YMP2636	82	YNABCS90	394
YKTS6027SDCN	246	YKTS7830SDLN	247	YMP2642	82	YNABCS96	394
YKTS6027SDHN	246	YKTS7836SDCN	248	YMP2648	82	YNABL1430	396
YKTS6027SDLN	246	YKTS7836SDHN	248	YMP2654	82	YNABL1436	396
YKTS6027YESG	308	YKTS7836SDLN	248	YMP2660	82	YNABL1442	396
YKTS6030D	24	YKTS8418SDCN	244	YMP2666	82	YNABL1448	396
YKTS6030DG	25	YKTS8418SDHN	244	YMP2672	82	YNABL2130	396
YKTS6030SDCN	247	YKTS8418SDLN	244	YMP2678	82	YNABL2136	396
YKTS6030SDHN	247	YKTS8424SDCN	245	YMP2684	82	YNABL2142	396
YKTS6030SDLN	247	YKTS8424SDHN	245	YMP2736	82	YNABL2148	396
YKTS6030YESG	308	YKTS8424SDLN	245	YMP2742	82	YNABP30	393
YKTS6036SDCN	248	YKTS8427SDCN	246	YMP2748	82	YNABP36	393
YKTS6036SDHN	248	YKTS8427SDHN	246	YMP2754	82	YNABP42	393
YKTS6036SDLN	248	YKTS8427SDLN	246	YMP2760	82	YNABP48	393
YKTS6618SDCN	244	YKTS8430SDCN	247	YMP2766	82	YNABPL	393
YKTS6618SDHN	244	YKTS8430SDHN	247	YMP2772	82	YNABS12	395
YKTS6618SDLN	244	YKTS8430SDLN	247	YMP2778	82	YNABS24	395
YKTS6624SDCN	245	YKTS8436SDCN	248	YMP2784	82	YNABS36	395
YKTS6624SDHN	245	YKTS8436SDHN	248	YMPT1636	252	YNABS42	395
YKTS6624SDLN	245	YKTS8436SDLN	248	YMPT1642	252	YNABS48	395
YKTS6627SDCN	246	YKTS8442D	24	YMPT1648	252	YNABS54	395
YKTS6627SDHN	246	YKTS8442DG	25	YMPT1654	252	YNABS60	395
YKTS6627SDLN	246	YKTS8442YDG	27	YMPT1660	252	YNABS66	395
YKTS6627YESG	308	YKTS8442YESG	308	YMPT1666	252	YNABS72	395
YKTS6630SDCN	247	YKTS8442YHG	27	YMPT1672	252	YNABS78	395
YKTS6630SDHN	247	YKTT6030YESG	308	YMPT1678	252	YNABS84	395
YKTS6630SDLN	247	YKTT6630YESG	308	YMPT1684	252	YNABS90	395
YKTS6630YESG	308	YKTT7230YESG	308	YMPT1736	252	YNABS96	395
YKTS6636SDCN	248	YKTT7236D	24	YMPT1742	252	YNABSEC	395
YKTS6636SDHN	248	YKTT7236DG	25	YMPT1748	252	YNACUP	396
YKTS6636SDLN	248	YKTT7236SDCN	251	YMPT1754	252	YNADSHelf	397
YKTS7218SDCN	244	YKTT7236SDHN	251	YMPT1760	252	YNAKTRAY	397
YKTS7218SDHN	244	YKTT7236SDLN	251	YMPT1766	252	YNALHOOK	396
YKTS7218SDLN	244	YKTT7236YDG	27	YMPT1772	252	YNALTACKA	396
YKTS7224SDCN	245	YKTT7236YESG	308	YMPT1778	252	YNALTACKC	396
YKTS7224SDHN	245	YKTT7236YHG	27	YMPT1784	252	YNALTACKZ	396
YKTS7224SDLN	245	YKTT8442D	24	YMPT2636	253	YNAPHONE	396
YKTS7227SDCN	246	YKTT8442DG	25	YMPT2642	253	YNATRAY	396
YKTS7227SDHN	246	YKTT8442YDG	27	YMPT2648	253	YNB108	359
YKTS7227SDLN	246	YKTT8442YESG	308	YMPT2654	253	YNB120	359
YKTS7227YESG	308	YKTT8442YHG	27	YMPT2660	253	YNB36	359
YKTS7227YESRC	308	YKTT9648D	24	YMPT2666	253	YNB42	359
YKTS7230SDCN	247	YKTT9648DG	25	YMPT2672	253	YNB48	359
YKTS7230SDHN	247	YL4L17	188	YMPT2678	253	YNB54	359
YKTS7230SDLN	247	YL4L31	188	YMPT2684	253	YNB60	359
YKTS7230YESG	308	YL4L44	188	YMPT2736	253	YNB66	359
YKTS7230YESRC	308	YL4L58	188	YMPT2742	253	YNB72	359
YKTS7236D	24	YMP1636	81	YMPT2748	253	YNB78	359
YKTS7236DC	25	YMP1642	81	YMPT2754	253	YNB84	359
YKTS7236SDCN	248	YMP1648	81	YMPT2760	253	YNB90	359
YKTS7236SDHN	248	YMP1654	81	YMPT2766	253	YNB96	359
YKTS7236SDLN	248	YMP1660	81	YMPT2772	253	YNBBK	378
YKTS7236YDG	27	YMP1666	81	YMPT2778	253	YNBTC36	359
YKTS7236YESG	308	YMP1672	81	YMPT2784	253	YNBTC42	359
YKTS7236YHG	27	YMP1678	81	YNABCR30	394	YNBTC48	359
YKTS7818SDCN	244	YMP1684	81	YNABCR48	394	YNBTC54	359
YKTS7818SDHN	244	YMP1736	81	YNABCS36	394	YNBTC60	359
YKTS7818SDLN	244	YMP1742	81	YNABCS42	394	YNBTC66	359
YKTS7824SDCN	245	YMP1748	81	YNABCS48	394	YNBTC72	359
YKTS7824SDHN	245	YMP1754	81	YNABCS54	394	YNBTC78	359
YKTS7824SDLN	245	YMP1760	81	YNABCS60	394	YNBTC84	359
YKTS7827SDCN	246	YMP1766	81	YNABCS66	394	YNBTC90	359

<i>pattern no.</i>	<i>page</i>	<i>pattern no.</i>	<i>page</i>	<i>pattern no.</i>	<i>page</i>	<i>pattern no.</i>	<i>page</i>
YNBC96	359	YNC58NTC	365	YNC72D4CTR	364	YNC90D22TC	360
YNC32N	368	YNC60D02	362	YNC72D4CTX	364	YNC90D22TX	360
YNC32NTC	366	YNC60D02TC	362	YNC72N	367	YNC90N	367
YNC33N	367	YNC60D02TR	362	YNC72NTC	365	YNC90NTC	365
YNC33NTC	365	YNC60D20	361	YNC72S4	369	YNC90S4	369
YNC34N	367	YNC60D20TC	361	YNC74N	368	YNC92N	368
YNC34NTC	365	YNC60D20TL	361	YNC74NTC	366	YNC92NTC	366
YNC36D2C	363	YNC60D22	360	YNC75N	367	YNC93N	367
YNC36D2CTL	363	YNC60D22TC	360	YNC75NTC	365	YNC93NTC	365
YNC36D2CTR	363	YNC60D2C	363	YNC76N	367	YNC94N	367
YNC36D2CTX	363	YNC60D2CTL	363	YNC76NTC	365	YNC94NTC	365
YNC36N	367	YNC60D2CTR	363	YNC78D02	362	YNC96D02	362
YNC36NTC	365	YNC60D2CTX	363	YNC78D02TC	362	YNC96D02TC	362
YNC38N	368	YNC60D4C	364	YNC78D02TR	362	YNC96D02TR	362
YNC38NTC	366	YNC60D4CTL	364	YNC78D20	361	YNC96D02TX	362
YNC39N	367	YNC60D4CTR	364	YNC78D20TC	361	YNC96D20	361
YNC39NTC	365	YNC60D4CTX	364	YNC78D20TL	361	YNC96D20TC	361
YNC40N	367	YNC60N	367	YNC78D22	360	YNC96D20TL	361
YNC40NTC	365	YNC60NTC	365	YNC78D22TC	360	YNC96D20TX	361
YNC42D2C	363	YNC60S4	369	YNC78D2C	363	YNC96D22	360
YNC42D2CTL	363	YNC62N	368	YNC78D2CTL	363	YNC96D22TC	360
YNC42D2CTR	363	YNC62NTC	366	YNC78D2CTR	363	YNC96D22TX	360
YNC42D2CTX	363	YNC63N	367	YNC78D2CTX	363	YNC96N	367
YNC42N	367	YNC63NTC	365	YNC78D4C	364	YNC96NTC	365
YNC42NTC	365	YNC64N	367	YNC78D4CTL	364	YNC96S4	369
YNC42S4	369	YNC64NTC	365	YNC78D4CTR	364	YNCE	359
YNC44N	368	YNC66D02	362	YNC78D4CTX	364	YNCH	215
YNC44NTC	366	YNC66D02TC	362	YNC78N	367	YNFAB	216
YNC45N	367	YNC66D02TR	362	YNC78NTC	365	YNFAF	216
YNC45NTC	365	YNC66D20	361	YNC78S4	369	YNFAS	215
YNC46N	367	YNC66D20TC	361	YNC80N	368	YNFBEK	216
YNC46NTC	365	YNC66D20TL	361	YNC80NTC	366	YNFBIK	216
YNC48D2C	363	YNC66D22	360	YNC81N	367	YNFBLS	216
YNC48D2CTL	363	YNC66D22TC	360	YNC81NTC	365	YNFCHSL4918N	215
YNC48D2CTR	363	YNC66D2C	363	YNC82N	367	YNFCHSR4918N	215
YNC48D2CTX	363	YNC66D2CTL	363	YNC82NTC	365	YNFCOS4918	215
YNC48D4C	364	YNC66D2CTR	363	YNC84D02	362	YNFCWKIT1	204, 212
YNC48D4CTL	364	YNC66D2CTX	363	YNC84D02TC	362	YNFCWKIT2	204, 212
YNC48D4CTR	364	YNC66D4C	364	YNC84D02TR	362	YNFDDD2230	198
YNC48D4CTX	364	YNC66D4CTL	364	YNC84D02TX	362	YNFDDD2236	198
YNC48N	367	YNC66D4CTR	364	YNC84D20	361	YNFDDD2242	198
YNC48NTC	365	YNC66D4CTX	364	YNC84D20TC	361	YNFDDD2830	199
YNC48S4	369	YNC66N	367	YNC84D20TL	361	YNFDDD2836	199
YNC50N	368	YNC66NTC	365	YNC84D20TX	361	YNFDDD2842	199
YNC50NTC	366	YNC66S4	369	YNC84D22	360	YNFD02230	198
YNC51N	367	YNC68N	368	YNC84D22TC	360	YNFD02236	198
YNC51NTC	365	YNC68NTC	366	YNC84D22TX	360	YNFD02242	198
YNC52N	367	YNC69N	367	YNC84N	367	YNFD02830	199
YNC52NTC	365	YNC69NTC	365	YNC84NTC	365	YNFD02836	199
YNC54D2C	363	YNC70N	367	YNC84S4	369	YNFD02842	199
YNC54D2CTL	363	YNC70NTC	365	YNC86N	368	YNFDHD2230	196
YNC54D2CTR	363	YNC72D02	362	YNC86NTC	366	YNFDHD2236	196
YNC54D2CTX	363	YNC72D02TC	362	YNC87N	367	YNFDHD2242	196
YNC54D4C	364	YNC72D02TR	362	YNC87NTC	365	YNFDHD2830	196
YNC54D4CTL	364	YNC72D20	361	YNC88N	367	YNFDHD2836	196
YNC54D4CTR	364	YNC72D20TC	361	YNC88NTC	365	YNFDHD2842	196
YNC54D4CTX	364	YNC72D20TL	361	YNC90D02	362	YNFDOD2230	198
YNC54N	367	YNC72D22	360	YNC90D02TC	362	YNFDOD2236	198
YNC54NTC	365	YNC72D22TC	360	YNC90D02TR	362	YNFDOD2242	198
YNC54S4	369	YNC72D2C	363	YNC90D02TX	362	YNFDOD2830	199
YNC56N	368	YNC72D2CTL	363	YNC90D20	361	YNFDOD2836	199
YNC56NTC	366	YNC72D2CTR	363	YNC90D20TC	361	YNFDOD2842	199
YNC57N	367	YNC72D2CTX	363	YNC90D20TL	361	YNFD0HD2236	196
YNC57NTC	365	YNC72D4C	364	YNC90D20TX	361	YNFD0HD2242	196
YNC58N	367	YNC72D4CTL	364	YNC90D22	360	YNFD0HD2836	196

<i>pattern no.</i>	<i>page</i>	<i>pattern no.</i>	<i>page</i>	<i>pattern no.</i>	<i>page</i>	<i>pattern no.</i>	<i>page</i>
YNFDOHD2842	196	YNFTDD2242	208	YNGPI3454	402	YNHO1020TC30I	193
YNFDOS2230	195	YNFTDD2830	212	YNGPI3460	402	YNHO1020TD27I	190
YNFDOS2236	195	YNFTDD2836	212	YNGPI3466	402	YNHO1020TS27I	189
YNFDOS2242	195	YNFTDD2842	212	YNGPI3472	402	YNHO1020TS30I	189
YNFDOS2830	195	YNFTDO2230	208	YNGPI3478	402	YNHO1023DM	194
YNFDOS2836	195	YNFTDO2236	208	YNGPI3484	402	YNHO1023KT30I	192
YNFDOS2842	195	YNFTDO2242	208	YNGPI3490	402	YNHO1023TD27I	190
YNFSD2230	197	YNFTDO2830	212	YNGPI3496	402	YNHO1023TS30I	189
YNFSD2236	197	YNFTDO2836	212	YNGPI4218	403	YNHO1023TT30I	193
YNFSD2242	197	YNFTDO2842	212	YNGPI4224	403	YNHO1817DM	194
YNFSD2830	197	YNFTHD2230	207	YNGPI4227	403	YNHO1817KC24I	192
YNFSD2836	197	YNFTHD2236	207	YNGPI4230	403	YNHO1817KC30I	192
YNFSD2842	197	YNFTHD2242	207	YNGPI4236	403	YNHO1817KD24I	191
YNFSDD2230	202	YNFTHD2830	211	YNGPI4242	403	YNHO1817KD30I	191
YNFSDD2236	202	YNFTHD2836	211	YNGPI4248	403	YNHO1817KS24I	191
YNFSDD2242	202	YNFTHD2842	211	YNGPI4254	403	YNHO1817KT36I	192
YNFSDD2830	204	YNFTOD2230	208	YNGPI4260	403	YNHO1817TC24I	193
YNFSDD2836	204	YNFTOD2236	208	YNGPI4266	403	YNHO1817TC30I	193
YNFSDD2842	204	YNFTOD2242	208	YNGPI4272	403	YNHO1817TD24I	189
YNFSOD2230	202	YNFTOD2830	212	YNGPI4278	403	YNHO1817TS24I	189
YNFSOD2236	202	YNFTOD2836	212	YNGPI4284	403	YNHO1817TS27I	189
YNFSOD2242	202	YNFTOD2842	212	YNGPI4290	403	YNHO1817TS30I	189
YNFSOD2830	204	YNFTOHL2236	207	YNGPI4296	403	YNHO1817TT36I	193
YNFSOD2836	204	YNFTOHL2242	207	YNGPI4918	404	YNHO1820DM	194
YNFSOD2842	204	YNFTOHL2836	211	YNGPI4924	404	YNHO1820KC30I	192
YNFSHD2230	201	YNFTOHL2842	211	YNGPI4927	404	YNHO1820KD30I	191
YNFSHD2236	201	YNFTOHR2236	207	YNGPI4930	404	YNHO1820KS30I	191
YNFSHD2242	201	YNFTOHR2242	207	YNGPI4936	404	YNHO1820TC30I	193
YNFSHD2830	203	YNFTOHR2836	211	YNGPI4942	404	YNHO1820TD27I	190
YNFSHD2836	203	YNFTOHR2842	211	YNGPI4948	404	YNHO1820TS27I	189
YNFSHD2842	203	YNFTOS2230	206	YNGPI4954	404	YNHO1820TS30I	189
YNFSOD2230	202	YNFTOS2236	206	YNGPI4960	404	YNHO1823DM	194
YNFSOD2236	202	YNFTOS2242	206	YNGPI4966	404	YNHO1823KT30I	192
YNFSOD2242	202	YNFTOS2830	210	YNGPI4972	404	YNHO1823TD27I	190
YNFSOD2830	204	YNFTOS2836	210	YNGPI4978	404	YNHO1823TS30I	189
YNFSOD2836	204	YNFTOS2842	210	YNGPI4984	404	YNHO1823TT30I	193
YNFSOD2842	204	YNFTSD2230	209	YNGPI4990	404	YNRBCC	392
YNFSOHL2236	201	YNFTSD2236	209	YNGPI4996	404	YNRCD	377
YNFSOHL2242	201	YNFTSD2242	209	YNGPI5618	405	YNRJEL120	376
YNFSOHL2836	203	YNFTSD2830	214	YNGPI5624	405	YNRJEL144	376
YNFSOHL2842	203	YNFTSD2836	214	YNGPI5627	405	YNRJEL28	376
YNFSOHR2236	201	YNFTSD2842	214	YNGPI5630	405	YNRJEL34	376
YNFSOHR2242	201	YNGPBB	406	YNGPI5636	405	YNRJER120	376
YNFSOHR2836	203	YNGPI2818	401	YNGPI5642	405	YNRJER144	376
YNFSOHR2842	203	YNGPI2824	401	YNGPI5648	405	YNRJER28	376
YNFSOS2230	200	YNGPI2827	401	YNGPI5654	405	YNRJER34	376
YNFSOS2236	200	YNGPI2830	401	YNGPI5660	405	YNRJES120	376
YNFSOS2242	200	YNGPI2836	401	YNHO1017DM	194	YNRJES144	376
YNFSOS2830	200	YNGPI2842	401	YNHO1017KC24I	192	YNRJES28	376
YNFSOS2836	200	YNGPI2848	401	YNHO1017KC30I	192	YNRJES34	376
YNFSOS2842	200	YNGPI2854	401	YNHO1017KD24I	191	YNRJLL120	377
YNFSSD2230	205	YNGPI2860	401	YNHO1017KD30I	191	YNRJLL144	377
YNFSSD2236	205	YNGPI2866	401	YNHO1017KS24I	191	YNRJLL28	377
YNFSSD2242	205	YNGPI2872	401	YNHO1017KT36I	192	YNRJLL34	377
YNFSSD2830	205	YNGPI2878	401	YNHO1017TC24I	193	YNRJLR120	377
YNFSSD2836	205	YNGPI2884	401	YNHO1017TC30I	193	YNRJLR144	377
YNFSSD2842	205	YNGPI2890	401	YNHO1017TD24I	189	YNRJLR28	377
YNFTBP2230	206, 207, 208, 209	YNGPI2896	401	YNHO1017TS24I	189	YNRJLR34	377
YNFTBP2236	206, 207, 208, 209	YNGPI3418	402	YNHO1017TS27I	189	YNRJLS120	377
YNFTBP2242	206, 207, 208, 209	YNGPI3424	402	YNHO1017TS30I	189	YNRJLS144	377
YNFTBP2830	210, 211, 213, 214	YNGPI3427	402	YNHO1017TT36I	193	YNRJLS28	377
YNFTBP2836	210, 211, 213, 214	YNGPI3430	402	YNHO1020DM	194	YNRJLS34	377
YNFTBP2842	210, 211, 213, 214	YNGPI3436	402	YNHO1020KC30I	192	YNRJLT120	377
YNFTDD2230	208	YNGPI3442	402	YNHO1020KD30I	191	YNRJLT144	377
YNFTDD2236	208	YNGPI3448	402	YNHO1020KS30I	191	YNRJLT28	377

<i>pattern no.</i>	<i>page</i>	<i>pattern no.</i>	<i>page</i>	<i>pattern no.</i>	<i>page</i>	<i>pattern no.</i>	<i>page</i>
YNR CJT34	377	YNRJE87	383	114 <sup>m</sup>		YNR LCJ66	391
YNR CP1E12	389	YNRJE90	383	1 <sup>m</sup>		YNR LCJ72	391
YNR CP1E20	389	YNRJE96	383	1 <sup>m</sup>		YNR LCJ78	391
YNR CP1T12	389	YNRJE99	383	<b>YNRJX114</b>	<b>385</b>	YNR LCJ84	391
YNR CP1T20	389	YNRJT102	384	YNRJX114	385	YNR LCJ90	391
YNR CP1X12	389	YNRJT105	384	YNRJX117	385	YNR LCJ96	391
YNR CP1X20	389	YNRJT108	384	YNRJX120	385	YNR LCS120	391
YNR DHOK12	390	YNRJT114	384	YNRJX123	385	YNR LCS60	391
YNR DHOK24	390	YNRJT117	384	YNRJX132	385	YNR OF	381
YNR EH12	380	YNRJT12	384	YNRJX135	385	YNR PEVWMNY	389
YNR EH22	380	YNRJT120	384	YNRJX144	385	YNR PIE	389
YNR JE102	383	YNRJT123	384	YNRJX147	385	YNR PIT	389
YNR JE105	383	YNRJT132	384	YNRJX18	385	YNR PIX	389
YNR JE108	383	YNRJT135	384	YNRJX24	385	YNR PTVWMNY	389
YNR JE114	383	YNRJT144	384	YNRJX26	388	YNR PXVWMNY	389
YNR JE117	383	YNRJT147	384	YNRJX27	385	YNR SHOK12	390
YNR JE12	383	YNRJT18	384	YNRJX30	385	YNR SHOK24	390
YNR JE120	383	YNRJT24	384	YNRJX31	388	YNR TH12	380
YNR JE123	383	YNRJT26	387	YNRJX32	388	YNR TH22	380
YNR JE132	383	YNRJT27	384	YNRJX33	385	YNR VWM322	392
YNR JE135	383	YNRJT30	384	YNRJX34	388	YNR VWM328	392
YNR JE144	383	YNRJT31	387	YNRJX36	385	YNR VWM334	392
YNR JE147	383	YNRJT32	387	YNRJX37	388	YNR XD1	381
YNR JE18	383	YNRJT33	384	YNRJX38	388	YNR XD2	381
YNR JE24	383	YNRJT34	387	YNRJX39	385	YNR XD3	381
YNR JE26	386	YNRJT36	384	YNRJX41	388	YNR XD4	381
YNR JE27	383	YNRJT37	387	YNRJX42	385, 388	YNR XDA	381
YNR JE30	383	YNRJT38	387	YNRJX44	388	YNR XDB	381
YNR JE31	386	YNRJT39	384	YNRJX45	385	YNR XDC	381
YNR JE32	386	YNRJT40	387	YNRJX46	388	YNR XDX	381
YNR JE33	383	YNRJT41	387	YNRJX47	388	YNR XDY	381
YNR JE34	386	YNRJT42	384	YNRJX48	385	YNR XDZ	381
YNR JE36	383	YNRJT44	387	YNRJX49	388	YNRXH12	380
YNR JE37	386	YNRJT45	384	YNRJX50	388	YNRXH22	380
YNR JE38	386	YNRJT46	387	YNRJX51	385	YNRXUSB1	382
YNR JE39	383	YNRJT47	387	YNRJX53	388	YNRXUSB2	382
YNR JE40	386	YNRJT48	384	YNRJX54	385	YNRXUSB3	382
YNR JE41	386	YNRJT49	387	YNRJX55	388	YNRXUSB4	382
YNR JE42	383	YNRJT50	387	YNRJX57	385	YNRXUSBA	382
YNR JE44	386	YNRJT51	384	YNRJX58	388	YNRXUSBB	382
YNR JE45	383	YNRJT53	387	YNRJX60	385	YNRXUSBC	382
YNR JE46	386	YNRJT54	384	YNRJX63	385	YNRXUSBX	382
YNR JE47	386	YNRJT55	387	YNRJX64	388	YNRXUSBY	382
YNR JE48	383	YNRJT57	384	YNRJX66	385	YNRXUSBZ	382
YNR JE49	386	YNRJT58	387	YNRJX67	388	YNSALM22	371
YNR JE50	386	YNRJT60	384	YNRJX69	385	YNSALM28	371
YNR JE51	383	YNRJT63	384	YNRJX72	385	YNSBAR	379
YNR JE53	386	YNRJT64	387	YNRJX73	388	YNSBAS	379
YNR JE54	383	YNRJT66	384	YNRJX75	385	YNSBBS	378
YNR JE55	386	YNRJT67	387	YNRJX78	385	YNSBOC48(LV)	399
YNR JE57	383	YNRJT69	384	YNRJX81	385	YNSBOC54(LV)	399
YNR JE58	386	YNRJT72	384	YNRJX84	385	YNSBOC60(LV)	399
YNR JE60	383	YNRJT73	387	YNRJX87	385	YNSBOC66(LV)	399
YNR JE63	383	YNRJT75	384	YNRJX90	385	YNSBOC72(LV)	399
YNR JE64	386	YNRJT78	384	YNRJX96	385	YNSBP36(LV)	399
YNR JE66	383	YNRJT81	384	YNRJX99	385	YNSBP42(LV)	399
YNR JE67	386	YNRJT84	384	YNRJX99	385	YNSBP48(LV)	399
YNR JE69	383	YNRJT87	384	YNRJX99	385	YNSBP54(LV)	399
YNR JE72	383	YNRJT90	384	YNRJX99	385	YNSBP60(LV)	399
YNR JE73	386	YNRJT96	384	YNRJX99	385	YNSBP66(LV)	399
YNR JE75	383	YNRJT99	384	YNRJX99	385	YNSBP72(LV)	399
YNR JE76	386	YNRJX102	385	YNRJX99	385	YNSBS3622	400
YNR JE78	383	YNRJX105	385	YNRJX99	385	YNSBS3628	400
YNR JE81	383	YNRJX108	458.	YNRJX99	385	YNSBS4222	400
YNR JE84	383	4-4-2		YNRJX99	385	YNSBS4228	400

<i>pattern no.</i>	<i>page</i>	<i>pattern no.</i>	<i>page</i>	<i>pattern no.</i>	<i>page</i>	<i>pattern no.</i>	<i>page</i>
YNSBS4822	400	YNSRJY22	375	YP8424	42	YPAUE1553FF	144
YNSBS4828	400	YNSRJY28	375	YP8427	43	YPAUE1553FL	146
YNSBS5422	400	YNSRJY34	375	YP8430	43	YPAUE1559FF	144
YNSBS5428	400	YNSRTL22	370	YP8436	44	YPAUE1559FL	146
YNSBS6022	400	YNSRTL28	370	YP8442	44	YPAUE1565FF	144
YNSBS6028	400	YNSRTL34	370	YP8448	44	YPAUE1565FL	146
YNSBS6622	400	YNTC21	398	YP9018	42	YPAUE1577FF	144
YNSBS6628	400	YNTC25	398	YP9024	42	YPAUE1577FL	146
YNSBS7222	400	YNTC38	398	YP9027	43	YPAUE2241FF	145
YNSBS7228	400	YP3018	42	YP9030	43	YPAUE2241FL	147
YNSCELF22(N/G)	370	YP3024	42	YP9036	44	YPAUE2253FF	145
YNSCELF22NYN	373	YP3027	43	YP9048	44	YPAUE2253FL	147
YNSCELF28(N/G)	370	YP3030	43	YP9618	42	YPAUE2259FF	145
YNSCELF28NYN	373	YP3036	44	YP9624	42	YPAUE2259FL	147
YNSCELF34(N/G)	370	YP3048	44	YP9627	43	YPAUE2265FF	145
YNSCELF34NYN	373	YP3618	42	YP9630	43	YPAUE2265FL	147
YNSCELN22(N/G)	370	YP3624	42	YP9636	44	YPAUE2277FF	145
YNSCELN28(N/G)	370	YP3627	43	YP9648	44	YPAUE2277FL	147
YNSCELN34(N/G)	370	YP3630	43	YPAHE12	151	YPAUS1516FF	144
YNSCILF22(N/G)	370	YP3636	44	YPAHE6	151	YPAUS1516FL	146
YNSCILF22NYN	373	YP3648	44	YPAHI12	151	YPAUS1518FF	144
YNSCILF28(N/G)	370	YP4218	42	YPAHI6	151	YPAUS1518FL	146
YNSCILF28NYN	373	YP4224	42	YPAHS12	151	YPAUS1519FF	144
YNSCILF34(N/G)	370	YP4227	43	YPAHS6	151	YPAUS1519FL	146
YNSCILF34NYN	373	YP4230	43	YPATC144	148	YPAUS1522FF	144
YNSCILN22(N/G)	370	YP4236	44	YPATC16	148	YPAUS1522FL	146
YNSCILN22NYN	373	YP4242	44	YPATC18	148	YPAUS1523FF	144
YNSCILN28(N/G)	370	YP4248	44	YPATC19	148	YPAUS1523FL	146
YNSCILN28NYN	373	YP4818	42	YPATC22	148	YPAUS1524FF	144
YNSCILN34(N/G)	370	YP4824	42	YPATC23	148	YPAUS1524FL	146
YNSCILN34NYN	373	YP4827	43	YPATC24	148	YPAUS1527FF	144
YNSCJL22 (N/G)	374	YP4830	43	YPATC27	148	YPAUS1527FL	146
YNSCJL28(N/G)	374	YP4836	44	YPATC28	148	YPAUS1528FF	144
YNSCJL34(N/G)	374	YP4848	44	YPATC29	148	YPAUS1528FL	146
YNSCJT22(N/G)	374	YP5418	42	YPATC30	148	YPAUS1529FF	144
YNSCJT28(N/G)	374	YP5424	42	YPATC35	148	YPAUS1529FL	146
YNSCJT34(N/G)	374	YP5427	43	YPATC36	148	YPAUS1530FF	144
YNSCJX22(N/G)	374	YP5430	43	YPATC41	148	YPAUS1530FL	146
YNSCJX28(N/G)	374	YP5436	44	YPATC42	148	YPAUS1535FF	144
YNSCJX34(N/G)	374	YP5448	44	YPATC47	148	YPAUS1535FL	146
YNSCJY22(N/G)	374	YP6018	42	YPATC48	148	YPAUS1536FF	144
YNSCJY28(N/G)	374	YP6024	42	YPATC53	148	YPAUS1536FL	146
YNSCJY34(N/G)	374	YP6027	43	YPATC54	148	YPAUS1541FF	144
YNSEPC22	370	YP6030	43	YPATC59	148	YPAUS1541FL	146
YNSEPC28	370	YP6036	44	YPATC60	148	YPAUS1542FF	144
YNSF	372	YP6048	44	YPATC65	148	YPAUS1542FL	146
YNSFS3616	400	YP6618	42	YPATC66	148	YPAUS1548FF	144
YNSFS4216	400	YP6624	42	YPATC71	148	YPAUS1548FL	146
YNSFS4816	400	YP6627	43	YPATC72	148	YPAUS1554FF	144
YNSFS5416	400	YP6630	43	YPATC77	148	YPAUS1554FL	146
YNSFS6016	400	YP6636	44	YPATC78	148	YPAUS1560FF	144
YNSFS6616	400	YP6648	44	YPATC83	148	YPAUS1560FL	146
YNSFS7216	400	YP7218	42	YPATC84	148	YPAUS1566FF	144
YNSRIL22	370	YP7224	42	YPATHF1512	150	YPAUS1566FL	146
YNSRIL28	370	YP7227	43	YPATHF156	150	YPAUS1572FF	144
YNSRIL34	370	YP7230	43	YPATHF2212	150	YPAUS1572FL	146
YNSRJL22	375	YP7236	44	YPATHF226	150	YPAUS1578FF	144
YNSRJL28	375	YP7248	44	YPATHS1512	150	YPAUS1578FL	146
YNSRJL34	375	YP7818	42	YPATHS156	150	YPAUS1584FF	144
YNSRJT22	375	YP7824	42	YPATHS2212	150	YPAUS1584FL	146
YNSRJT28	375	YP7827	43	YPATHS226	150	YPAUS2216FF	145
YNSRJT34	375	YP7830	43	YPATHS226	150	YPAUS2216FL	147
YNSRJX22	375	YP7836	44	YPATV22F	149	YPAUS2218FF	145
YNSRJX28	375	YP7848	44	YPAUE1541FF	144	YPAUS2218FL	147
YNSRJX34	375	YP8418	42	YPAUE1541FL	146	YPAUS2219FF	145

<i>pattern no.</i>	<i>page</i>	<i>pattern no.</i>	<i>page</i>	<i>pattern no.</i>	<i>page</i>	<i>pattern no.</i>	<i>page</i>
YPAUS2219FL	147	YPB3018	45	YPE1541	49	YPSB2054	122
YPAUS2222FF	145	YPB3024	45	YPE1552	49	YPSB2054F	120
YPAUS2222FL	147	YPB3027	45	YPE1553	49	YPSB2059	317
YPAUS2223FF	145	YPB3030	46	YPE1558	49	YPSB2059F	316
YPAUS2223FL	147	YPB3036	46	YPE1559	49	YPSB2060	122
YPAUS2224FF	145	YPB3618	45	YPE1564	49	YPSB2060F	120
YPAUS2224FL	147	YPB3624	45	YPE1565	49	YPSB2065	317
YPAUS2227FF	145	YPB3627	45	YPE1576	49	YPSB2065FRR	316
YPAUS2227FL	147	YPB3630	46	YPE1577	49	YPSB2066	122
YPAUS2228FF	145	YPB3636	46	YPE1841	49	YPSB2066FRR	120
YPAUS2228FL	147	YPB4218	45	YPE1853	49	YPSB2071	317
YPAUS2229FF	145	YPB4224	45	YPE1859	49	YPSB2071FRR	316
YPAUS2229FL	147	YPB4227	45	YPE1865	49	YPSB2072	122
YPAUS2230FF	145	YPB4230	46	YPE1877	49	YPSB2072FRR	120
YPAUS2230FL	147	YPB4236	46	YPH4818	47	YPSB2077	317
YPAUS2235FF	145	YPB4818	45	YPH4824	47	YPSB2077FRR	316
YPAUS2235FL	147	YPB4824	45	YPH4827	47	YPSB2083	317
YPAUS2236FF	145	YPB4827	45	YPH4830	48	YPSB2083FRR	316
YPAUS2236FL	147	YPB4830	46	YPH4836	48	YPSB2624	123
YPAUS2241FF	145	YPB4836	46	YPH5418	47	YPSB2624F	121
YPAUS2241FL	147	YPB5418	45	YPH5424	47	YPSB2627	123
YPAUS2242FF	145	YPB5424	45	YPH5427	47	YPSB2627F	121
YPAUS2242FL	147	YPB5427	45	YPH5430	48	YPSB2630	123
YPAUS2248FF	145	YPB5430	46	YPH5436	48	YPSB2630F	121
YPAUS2248FL	147	YPB5436	46	YPH6018	47	YPSB2636	123
YPAUS2254FF	145	YPB6018	45	YPH6024	47	YPSB2636F	121
YPAUS2254FL	147	YPB6024	45	YPH6027	47	YPSB2642	123
YPAUS2260FF	145	YPB6027	45	YPH6030	48	YPSB2642F	121
YPAUS2260FL	147	YPB6030	46	YPH6036	48	YPSB2647	317
YPAUS2266FF	145	YPB6036	46	YPH6618	47	YPSB2647F	316
YPAUS2266FL	147	YPB6618	45	YPH6624	47	YPSB2648	123
YPAUS2272FF	145	YPB6624	45	YPH6627	47	YPSB2648F	121
YPAUS2272FL	147	YPB6627	45	YPH6630	48	YPSB2653	317
YPAUS2278FF	145	YPB6630	46	YPH6636	48	YPSB2653F	316
YPAUS2278FL	147	YPB6636	46	YPH7218	47	YPSB2654	123
YPAUS2284FF	145	YPB7218	45	YPH7224	47	YPSB2654F	121
YPAUS2284FL	147	YPB7224	45	YPH7227	47	YPSB2659	317
YPAUT1547FF	144	YPB7227	45	YPH7230	48	YPSB2659F	316
YPAUT1547FL	146	YPB7230	46	YPH7236	48	YPSB2660	123
YPAUT1553FF	144	YPB7236	46	YPH7818	47	YPSB2660F	121
YPAUT1553FL	146	YPB7818	45	YPH7824	47	YPSB2665	317
YPAUT1559FF	144	YPB7824	45	YPH7827	47	YPSB2665FRR	316
YPAUT1559FL	146	YPB7827	45	YPH7830	48	YPSB2666	123
YPAUT1565FF	144	YPB7830	46	YPH7836	48	YPSB2666FRR	121
YPAUT1565FL	146	YPB7836	46	YPH8418	47	YPSB2671	317
YPAUT1571FF	144	YPB8418	45	YPH8424	47	YPSB2671FRR	316
YPAUT1571FL	146	YPB8424	45	YPH8427	47	YPSB2672	123
YPAUT1577FF	144	YPB8427	45	YPH8430	48	YPSB2672FRR	121
YPAUT1577FL	146	YPB8430	46	YPH8436	48	YPSB2677	317
YPAUT1583FF	144	YPB8436	46	YPSB2024	122	YPSB2677FRR	316
YPAUT1583FL	146	YPB9018	45	YPSB2024F	120	YPSB2683	317
YPAUT2247FF	145	YPB9024	45	YPSB2027	122	YPSB2683FRR	316
YPAUT2247FL	147	YPB9027	45	YPSB2027F	120	YPSB3224	122
YPAUT2253FF	145	YPB9030	46	YPSB2030	122	YPSB3224F	120
YPAUT2253FL	147	YPB9036	46	YPSB2030F	120	YPSB3227	122
YPAUT2259FF	145	YPB9618	45	YPSB2036	122	YPSB3227F	120
YPAUT2259FL	147	YPB9624	45	YPSB2036F	120	YPSB3230	122
YPAUT2265FF	145	YPB9627	45	YPSB2042	122	YPSB3230F	120
YPAUT2265FL	147	YPB9630	46	YPSB2042F	120	YPSB3236	122
YPAUT2271FF	145	YPB9636	46	YPSB2047	317	YPSB3236F	120
YPAUT2271FL	147	YPE1524	49	YPSB2047F	316	YPSB3241	141
YPAUT2277FF	145	YPE1527	49	YPSB2048	122	YPSB3241F	140
YPAUT2277FL	147	YPE1530	49	YPSB2048F	120	YPSB3242	122
YPAUT2283FF	145	YPE1536	49	YPSB2053	317	YPSB3242F	120
YPAUT2283FL	147	YPE1539	49	YPSB2053F	316	YPSB3248	122

<i>pattern no.</i>	<i>page</i>	<i>pattern no.</i>	<i>page</i>	<i>pattern no.</i>	<i>page</i>	<i>pattern no.</i>	<i>page</i>
YPSB3248F	120	YPSBB2452L	135	YPSC1448	125, 343	YPSC22972FRR	319
YPSB3253	141	YPSBB2452LF	133	YPSC1448F	124, 342	YPSC22978	321
YPSB3253F	140	YPSBB2453A	136	YPSC1454	125	YPSC22978FRR	319
YPSB3254	122	YPSBB2453F	134	YPSC1454F	124	YPSC22984	321
YPSB3254F	120	YPSBB2453FF	132	YPSC1460	125, 343	YPSC22984FRR	319
YPSB3259	141	YPSBB2453L	135	YPSC1460F	124, 342	YPSC23348	321
YPSB3259F	140	YPSBB2453LF	133	YPSC1466	125, 343	YPSC23354	321
YPSB3260	122	YPSBB2454A	136	YPSC1466FRR	124, 342	YPSC23360	321
YPSB3260F	120	YPSBB2454F	134	YPSC1472	125, 343	YPSC23366	321
YPSB3265	141	YPSBB2454FF	132	YPSC1472FRR	124, 342	YPSC23372	321
YPSB3265FRR	140	YPSBB2454L	135	YPSC2124	125	YPSC23378	321
YPSB3266	122	YPSBB2454LF	133	YPSC2124F	124	YPSC23384	321
YPSB3266FRR	120	YPSBB2458A	136	YPSC2130	125, 343	YPSC2GT22	329
YPSB3272	122	YPSBB2458F	134	YPSC2130F	124, 342	YPSC2GT26	329
YPSB3272FRR	120	YPSBB2458FF	132	YPSC2136	125, 343	YPSC2GT29	329
YPSB3277	141	YPSBB2458L	135	YPSC2136F	124, 342	YPSC2GT33	329
YPSB3277FRR	140	YPSBB2458LF	133	YPSC2142	125	YPSDF5	92
YPSB3824	123	YPSBB2459A	136	YPSC2142F	124	YPSE1418	129
YPSB3824F	121	YPSBB2459F	134	YPSC2148	125, 343	YPSE1418F	128
YPSB3827	123	YPSBB2459FF	132	YPSC2148F	124, 342	YPSE1423	129
YPSB3827F	121	YPSBB2459L	135	YPSC2154	125	YPSE1423F	128
YPSB3830	123	YPSBB2459LF	133	YPSC2154F	124	YPSE1424	129
YPSB3830F	121	YPSBB2460A	136	YPSC2160	125, 343	YPSE1424F	128
YPSB3836	123	YPSBB2460F	134	YPSC2160F	124, 342	YPSE1427	129
YPSB3836F	121	YPSBB2460FF	132	YPSC2166	125, 343	YPSE1427F	128
YPSB3841	141	YPSBB2460L	135	YPSC2166FRR	124, 342	YPSE1429	129
YPSB3841F	140	YPSBB2460LF	133	YPSC2172	125, 343	YPSE1429F	128
YPSB3842	123	YPSBB2464A	136	YPSC2172FRR	124, 342	YPSE1430	129
YPSB3842F	121	YPSBB2464F	134	YPSC2248	320	YPSE1430F	128
YPSB3848	123	YPSBB2464FFRR	132	YPSC2248F	318	YPSE1435	129
YPSB3848F	121	YPSBB2464L	135	YPSC2254	320	YPSE1435F	128
YPSB3853	141	YPSBB2464LFRR	133	YPSC2254F	318	YPSE1436	129
YPSB3853F	140	YPSBB2465A	136	YPSC2260	320	YPSE1436F	128
YPSB3854	123	YPSBB2465F	134	YPSC2260F	318	YPSE2118	129
YPSB3854F	121	YPSBB2465FFRR	132	YPSC2266	320	YPSE2118F	128
YPSB3859	141	YPSBB2465L	135	YPSC2266FRR	318	YPSE2123	129
YPSB3859F	140	YPSBB2465LFRR	133	YPSC2272	320	YPSE2123F	128
YPSB3860	123	YPSBB2466A	136	YPSC2272FRR	318	YPSE2124	129
YPSB3860F	121	YPSBB2466F	134	YPSC2278	320	YPSE2124F	128
YPSB3865	141	YPSBB2466FFRR	132	YPSC2278FRR	318	YPSE2127	129
YPSB3865FRR	140	YPSBB2466L	135	YPSC2284	320	YPSE2127F	128
YPSB3866	123	YPSBB2466LFRR	133	YPSC2284FRR	318	YPSE2129	129
YPSB3866FRR	121	YPSBB2470A	136	YPSC2648	320	YPSE2129F	128
YPSB3872	123	YPSBB2470F	134	YPSC2648F	318	YPSE2130	129
YPSB3872FRR	121	YPSBB2470FFRR	132	YPSC2654	320	YPSE2130F	128
YPSB3877	141	YPSBB2470L	135	YPSC2654F	318	YPSE2135	129
YPSB3877FRR	140	YPSBB2470LFRR	133	YPSC2660	320	YPSE2135F	128
YPSBB2446A	136	YPSBB2471A	136	YPSC2660F	318	YPSE2136	129
YPSBB2446F	134	YPSBB2471F	134	YPSC2666	320	YPSE2136F	128
YPSBB2446FF	132	YPSBB2471FFRR	132	YPSC2666FRR	318	YPSE2423	130, 138
YPSBB2446L	135	YPSBB2471L	135	YPSC2672	320	YPSE2423A	131
YPSBB2446LF	133	YPSBB2471LFRR	133	YPSC2672FRR	318	YPSE2423F	128
YPSBB2447A	136	YPSBB2472A	136	YPSC2678	320	YPSE2423LF	137
YPSBB2447F	134	YPSBB2472F	134	YPSC2678FRR	318	YPSE2423NA	139
YPSBB2447FF	132	YPSBB2472FFRR	132	YPSC2684	320	YPSE2423RF	137
YPSBB2447L	135	YPSBB2472L	135	YPSC2684FRR	318	YPSE2424	130, 138
YPSBB2447LF	133	YPSBB2472LFRR	133	YPSC2948	321	YPSE2424A	131
YPSBB2448A	136	YPSC1424	125	YPSC2948F	319	YPSE2424F	128
YPSBB2448F	134	YPSC1424F	124	YPSC2954	321	YPSE2424LF	137
YPSBB2448FF	132	YPSC1430	125, 343	YPSC2954F	319	YPSE2424NA	139
YPSBB2448L	135	YPSC1430F	124, 342	YPSC2960	321	YPSE2424RF	137
YPSBB2448LF	133	YPSC1436	125, 343	YPSC2960F	319	YPSE2427	130, 138
YPSBB2452A	136	YPSC1436F	124, 342	YPSC2966	321	YPSE2427A	131
YPSBB2452F	134	YPSC1442	125	YPSC2966FRR	319	YPSE2427F	128
YPSBB2452FF	132	YPSC1442F	124	YPSC2972	321	YPSE2427LF	137



<i>pattern no.</i>	<i>page</i>	<i>pattern no.</i>	<i>page</i>	<i>pattern no.</i>	<i>page</i>	<i>pattern no.</i>	<i>page</i>
YPSE2427NA	139	YPSI1422	127	YR1CP	94, 323	YR1TCNY	94, 324
YPSE2427RF	137	YPSI1422F	126	YR1D1	95, 322	YR1TCP	327
YPSE2429	130, 138	YPSI1424	127	YR1D1C	95, 322	YR1TCPC20	327
YPSE2429A	131	YPSI1424F	126	YR1D2	95, 322	YR1TCPC28	327
YPSE2429F	128	YPSI1427	127	YR1D2C	95, 322	YR1TCPC30	327
YPSE2429LF	137	YPSI1427F	126	YR1D3	95, 322	YR1TDPI	94, 107, 323, 340
YPSE2429NA	139	YPSI1428	127	YR1D3C	95, 322	YR1TJ108	109
YPSE2429RF	137	YPSI1428F	126	YR1D3O	95, 322	YR1TJ12	97, 325, 337
YPSE2430	130, 138	YPSI1430	127	YR1D4	95, 322	YR1TJ120	109
YPSE2430A	131	YPSI1430F	126	YR1D4C	95, 322	YR1TJ132	109
YPSE2430F	128	YPSI1436	127	YR1D4O	95	YR1TJ144	109
YPSE2430LF	137	YPSI1436F	126	YR1DA	95, 322	YR1TJ18	97, 109, 325, 337
YPSE2430NA	139	YPSI2116	127	YR1DAC	95	YR1TJ24	97, 109, 325, 337
YPSE2430RF	137	YPSI2116F	126	YR1DB	95, 322	YR1TJ30	97, 325
YPSF1424	143	YPSI2118	127	YR1DBC	95	YR1TJ36	97, 109, 325
YPSF1424F	142	YPSI2118F	126	YR1DC	95, 322	YR1TJ42	97, 325
YPSF1436	143	YPSI2119	127	YR1DCC	95	YR1TJ48	97, 109, 325, 337
YPSF1436F	142	YPSI2119F	126	YR1DX	95, 322	YR1TJ54	97, 325, 337
YPSF1448	143	YPSI2122	127	YR1DXC	95	YR1TJ60	97, 109, 325, 337
YPSF1448F	142	YPSI2122F	126	YR1DXO	95, 322	YR1TJ66	97, 325
YPSF1460	143	YPSI2124	127	YR1DXT	95, 322	YR1TJ7	97, 325
YPSF1460F	142	YPSI2124F	126	YR1DY	95, 322	YR1TJ72	97, 109, 325, 337
YPSF1472	143	YPSI2127	127	YR1DYC	95	YR1TJ84	109, 337
YPSF1472FRR	142	YPSI2127F	126	YR1DYO	95, 322	YR1TJ96	109, 337
YPSF1724	143	YPSI2128	127	YR1DYT	95, 322	YR1TOM	107
YPSF1724F	142	YPSI2128F	126	YR1DZ	95, 322	YR1TPIC12	221, 324
YPSF1736	143	YPSI2130	127	YR1DZC	95	YR1TPIC20	221, 324
YPSF1736F	142	YPSI2130F	126	YR1DZO	95, 322	YR1TPNY	94, 107, 323, 340
YPSF1748	143	YPSI2136	127	YR1DZT	95, 322	YR1TPS	329
YPSF1748F	142	YPSI2136F	126	YR1ECNY	94, 324	YR1TPS12	327
YPSF1760	143	YPSI10	92	YR1EDPI	94, 107, 323, 340	YR1TPS24	327
YPSF1760F	142	YPS3248	152	YR1EJ108	109	YR1TTC48	328
YPSF1772	143	YR1BC50	101, 222	YR1EJ12	97, 325, 337	YR1TTC54	328
YPSF1772FRR	142	YR1BCM10	101	YR1EJ120	109	YR1TTC60	328
YPSF2124	143	YR1C18D	93, 323	YR1EJ132	109	YR1TTC66	328
YPSF2124F	142	YR1C18S	93, 323	YR1EJ144	109	YR1TTC72	328
YPSF2136	143	YR1C30D	93, 323	YR1EJ18	97, 109, 325, 337	YR1TTC78	328
YPSF2136F	142	YR1C30S	93, 323	YR1EJ24	97, 109, 325, 337	YR1TTC84	328
YPSF2148	143	YR1CB2712B	102	YR1EJ30	97, 325	YR1TTCA48	328
YPSF2148F	142	YR1CB3912B	102	YR1EJ36	97, 109, 325	YR1TTCA54	328
YPSF2160	143	YR1CB6906B	102	YR1EJ42	97, 325	YR1TTCA60	328
YPSF2160F	142	YR1CB6906H	102	YR1EJ48	97, 109, 325, 337	YR1TTCA66	328
YPSF2172	143	YR1CB6906N	102	YR1EJ54	97, 325, 337	YR1TTCA72	328
YPSF2172FRR	142	YR1CB6906S	102	YR1EJ60	97, 109, 325, 337	YR1TTCA78	328
YPSF2424	143	YR1CB6912B	102	YR1EJ66	97, 325	YR1TTCA84	328
YPSF2424F	142	YR1CB6912H	102	YR1EJ72	97, 109, 325, 337	YR1TTCF48	328
YPSF2436	143	YR1CBB4	102	YR1EJ84	109, 337	YR1TTCF54	328
YPSF2436F	142	YR1CBB7	102	YR1EJ96	109, 337	YR1TTCF60	328
YPSF2448	143	YR1CBC24	103	YR1EOM	107	YR1TVWMNY	94
YPSF2448F	142	YR1CBC36	103	YR1EPIC12	221, 324	YR1TWCS	330
YPSF2460	143	YR1CBC42	103	YR1EPIC20	221, 324	YR1TYVWM	327
YPSF2460F	142	YR1CBC48	103	YR1EPNY	94, 107, 323, 340	YR1TYWCS	330
YPSF2472	143	YR1CBC54	103	YR1EVWMNY	94	YR1TZES	327
YPSF2472FRR	142	YR1CBC60	103	YR1H30D	98, 326	YR1TZEX	327
YPSFF24	142	YR1CBC66	103	YR1H424D	98, 326	YR1USBA	96
YPSFF36	142	YR1CBC72	103	YR1HEE	98, 326	YR1USBB	96
YPSFF48	142	YR1CBC78	103	YR1HFE	98, 326	YR1USBC	96
YPSFF60	142	YR1CBC84	103	YR1PCC100	101, 108	YR1USBX	96
YPSFF72	142	YR1CBE06	103	YR1PDCX	93, 108	YR1USBY	96
YPSI1416	127	YR1CBE12	103	YR1SCC10	258	YR1USBZ	96
YPSI1416F	126	YR1CBH	102	YR1SCMB	258	YR1VWM313	327
YPSI1418	127	YR1CBX2	102	YR1SPS24	258	YR1VWM318	327
YPSI1418F	126	YR1CC	101	YR1SVWMH	258	YR1VWM323	103
YPSI1419	127	YR1CMB	93, 322	YR1SVWML	258	YR1VWM330	103
YPSI1419F	126	YR1CMP	93	YR1TCMP	327	YR1VWM336	103



<i>pattern no.</i>	<i>page</i>	<i>pattern no.</i>	<i>page</i>	<i>pattern no.</i>	<i>page</i>	<i>pattern no.</i>	<i>page</i>
YR1XCNY	94, 324	YR2DOC32UH(B/W)	100	YSFB24	154	YSFFF24R	154
YR1XD1	107, 339	YR2DOC422108(B/W)	100	YSFBBF18L	154	YSFFF30L	154
YR1XD1C	107, 339	YR2DOC422120(B/W)	100	YSFBBF18N	154	YSFFF30N	154
YR1XD2	107, 339	YR2DOC42272(B/W)	100	YSFBBF18R	154	YSFFF30R	154
YR1XD2C	107, 339	YR2DOC422H(B/W)	100	YSFBBF24L	154	YSFSB	153
YR1XD3	107, 339	YR2DOC53U1108(B/W)	100	YSFBBF24N	154	YSFSL423612	153
YR1XD3C	107, 339	YR2DOC53U1120(B/W)	100	YSFBBF24R	154	YSFSL423618	153
YR1XD3O	107, 339	YR2DOC53U172(B/W)	100	YSFBBF30L	154	YSFSL424812	153
YR1XD4	107, 339	YR2DOC53U1H(B/W)	100	YSFBBF30N	154	YSFSL424818	153
YR1XD4C	107, 339	YRCE	94, 323	YSFBBF30R	154	YSFSL493612	153
YR1XD4O	107, 322, 339	YROF	96, 108, 323	YSFC2D2536	183	YSFSL493618	153
YR1XDA	107, 339	YRPHA18	93	YSFC2D2836	183	YSFSL494812	153
YR1XDAC	107, 339	YRPHA30	93	YSFC2D4236	183	YSFSL494818	153
YR1XDB	107, 339	YRPHA42	93	YSFC2D4936	183	YSFSR423612	153
YR1XDBC	107, 339	YRPHE12	93, 322, 337	YSFC2D5636	183	YSFSR423618	153
YR1XDC	107, 339	YRPHE24	93, 322, 337	YSFC2D02536	183	YSFSR424812	153
YR1XDCC	107, 339	YRPHT12	93, 322, 337	YSFC2D02836	183	YSFSR424818	153
YR1XDPI	94, 107, 323, 340	YRPHT24	93, 322, 337	YSFC2D05636	184	YSFSR493612	153
YR1XDX	107, 339	YRPHX12	93, 322	YSFC4D5636	183	YSFSR493618	153
YR1XDXC	107, 339	YRPHX24	93, 322, 337	YSFCBF2536	181	YSFSR494812	153
YR1XD XO	107, 339	YRPM361	99	YSFCDASK27	179	YSFSR494818	153
YR1XDXT	107, 339	YRPM362	99	YSFCDASK30	179	YSFWB36	182
YR1XDY	107, 339	YRPMK	99	YSFCDASK36	179	YSMOPDF18	157
YR1XDYC	107, 339	YSAD21	159	YSFCDE4927	178	YSMOPDF24	157
YR1XDYO	107, 339	YSAD21NET	159	YSFCDE4930	178	YSMPDF18	157
YR1XDYT	107, 339	YSAD27	159	YSFCDE4936	178	YSMPDF24	157
YR1XDZ	107, 339	YSAD27NET	159	YSFCDEL4924	176	YSMUOS36	171
YR1XDZC	108, 339	YSAD30	159	YSFCDER4924	177	YSMUOS42	171
YR1XDZO	108, 339	YSADPADC	159	YSFCDL4924	176	YSMUOS48	171
YR1XDZT	107, 339	YSADPADN	159	YSFCDL4927	176	YSMUOS60	171
YR1XJ108	109	YSCH	179	YSFCDL4930	176	YSMUOS72	171
YR1XJ12	97	YSCS1212	175	YSFCDL4936	176	YSMUSDL36L	172
YR1XJ120	109	YSCS2412	175	YSFCDO4924	178	YSMUSDL42L	172
YR1XJ132	109	YSCSD1212	175	YSFCDO4927	178	YSMUSDL48L	172
YR1XJ144	109	YSCSD2412	175	YSFCDO4930	178	YSMUSDL60L	172
YR1XJ18	97, 109	YSDPAD	158	YSFCDO4936	178	YSMUSDL72L	172
YR1XJ24	97, 109	YSDXFB18	166	YSFCDR4924	177	YSMUSDR36L	172
YR1XJ30	97	YSDXFB24	166	YSFCDR4927	177	YSMUSDR42L	172
YR1XJ36	97, 109	YSDXFB27	166	YSFCDR4930	177	YSMUSDR48L	172
YR1XJ42	97	YSDXFB30	166	YSFCDR4936	177	YSMUSDR60L	172
YR1XJ48	97, 109	YSDXFB36	166	YSFCFF2836	181	YSMUSDR72L	172
YR1XJ54	97	YSDXFB53	166	YSFCO2D5636	184	YSMUSOL36	171
YR1XJ60	97, 109	YSDXFB59	166	YSFCOF2536	182	YSMUSOL42	171
YR1XJ66	97	YSDXFB65	166	YSFCOF2836	182	YSMUSOL48	171
YR1XJ7	97	YSDXFB77	166	YSFCOFF4236	181	YSMUSOL60	171
YR1XJ72	97, 109	YSDXOS1815	164	YSFCOFF4936	181	YSMUSOL72	171
YR1XJ84	109	YSDXOS2415	164	YSFCOFF5636	181	YSMUSOR36	171
YR1XJ96	109	YSDXOS2715	164	YSFCOFF6736	181	YSMUSOR42	171
YR1XOM	107	YSDXOS3015	164	YSFCOS2536	185	YSMUSOR48	171
YR1XPIC12	221, 324	YSDXOS3615	164	YSFCOS2836	185	YSMUSOR60	171
YR1XPIC20	221, 324	YSDXOS5315	165	YSFCOS4236	185	YSMUSOR72	171
YR1XPNY	94, 107, 323, 340	YSDXOS5915	165	YSFCOS4936	185	YSMWM036	187
YR1XUSBA	108, 339	YSDXOS6515	165	YSFCOS5636	185	YSMWM042	187
YR1XUSBB	108, 339	YSDXOS7715	165	YSFCOS02536	185	YSMWM048	187
YR1XUSBC	108, 339	YSDXSS2415	164	YSFCOS02836	185	YSMWM060	187
YR1XUSBX	108, 339	YSDXSS2715	164	YSFCWD6736	180	YSMWM072	187
YR1XUSBY	108, 339	YSDXSS3015	164	YSFCWL4924	180	YSMWMMS36L	187
YR1XUSBZ	108, 339	YSDXSS3615	164	YSFCWL6718	180	YSMWMMS42L	187
YR1XVWMNY	94	YSDXSS5315	165	YSFCWR4924	180	YSMWMMS48L	187
YR2DM3	100	YSDXSS5915	165	YSFCWR6718	180	YSMWMMS60L	187
YR2DM4	100	YSDXSS6515	165	YSFFF18L	154	YSMWMMS72L	187
YR2DM5	100	YSDXSS7715	165	YSFFF18N	154	YSSD3615	186
YR2DOC32U108(B/W)	100	YSDXUP	55, 164	YSFFF18R	154	YSSD4215	186
YR2DOC32U120(B/W)	100	YSFA	56, 154, 156	YSFFF24L	154	YSSD4815	186
YR2DOC32U72(B/W)	100	YSFB18	154	YSFFF24N	154	YSSD6015	186

<i>pattern no.</i>	<i>page</i>	<i>pattern no.</i>	<i>page</i>	<i>pattern no.</i>	<i>page</i>	<i>pattern no.</i>	<i>page</i>
YSSD7215	186	YSUS2BT	174	YT5427	30	YTD6030	35
YSSDL3615	169	YSUS2F25	174	YT5430	30	YTD6036	35
YSSDL4215	169	YSUS2F28	174	YT5436	31	YTD6618	34
YSSDL4815	169	YSUS3BT	174	YT5448	31	YTD6624	34
YSSDL6015	169	YSUS3F25	174	YT6008	36	YTD6627	34
YSSDL7215	169	YSUS3F28	174	YT6018	29	YTD6630	35
YSSDR3615	170	YSUSDL3615	169	YT6024	29	YTD6636	35
YSSDR4215	170	YSUSDL4215	169	YT6027	30	YTD7218	34
YSSDR4815	170	YSUSDL4815	169	YT6030	30	YTD7224	34
YSSDR6015	170	YSUSDL6015	169	YT6036	31	YTD7227	34
YSSDR7215	170	YSUSDL7215	169	YT6048	31	YTD7230	35
YSSOF15L	162	YSUSDR3615	170	YT6608	36	YTD7236	35
YSSOF15V	163	YSUSDR4215	170	YT6618	29	YTD7818	34
YSSOF21L	162	YSUSDR4815	170	YT6624	29	YTD7824	34
YSSOF21V	163	YSUSDR6015	170	YT6627	30	YTD7827	34
YSSOF24BL	162	YSUSDR7215	170	YT6630	30	YTD7830	35
YSSOF24BV	163	YSUSNDL3615	167	YT6636	31	YTD7836	35
YSSOF24L	162	YSUSNDL4215	167	YT6648	31	YTD8418	34
YSSOF24V	163	YSUSNDL4815	167	YT7208	36	YTD8424	34
YSSOF27BL	162	YSUSNDL6015	167	YT7218	29	YTD8427	34
YSSOF27BV	163	YSUSNDL7215	167	YT7224	29	YTD8430	35
YSSOF27L	162	YSUSNDR3615	168	YT7227	30	YTD8436	35
YSSOF27V	163	YSUSNDR4215	168	YT7230	30	YTDVC24484824	38
YSSOF33BL	162	YSUSNDR4815	168	YT7236	31	YTDVC24545424	38
YSSOF33BV	163	YSUSNDR6015	168	YT7248	31	YTDVC24606024	38
YSSOF33L	162	YSUSNDR7215	168	YT7808	36	YTDVC27484827	38
YSSOF33V	163	YSWMO3615	186	YT7818	29	YTDVC27545427	38
YSSOS21L	162	YSWMO4215	186	YT7824	29	YTDVC27606027	38
YSSOS21V	163	YSWMO4815	186	YT7827	30	YTDVS24484824	38
YSSOS24BL	162	YSWMO6015	186	YT7830	30	YTE1524	37
YSSOS24BV	163	YSWMO7215	186	YT7836	31	YTE1527	37
YSSOS24L	162	YSWMS3615	186	YT7848	31	YTE1530	37
YSSOS24V	163	YSWMS4215	186	YT8408	36	YTE1531	37
YSSOS27BL	162	YSWMS4815	186	YT8418	29	YTE1536	37
YSSOS27BV	163	YSWMS6015	186	YT8424	29	YTE1537	37
YSSOS27L	162	YSWMS7215	186	YT8427	30	YTE1539	37
YSSOS27V	163	YT3018	29	YT8430	30	YTE1540	37
YSSPAD	158	YT3024	29	YT8436	31	YTE1541	37
YSSPF21	160	YT3027	30	YT8442	31	YTE1543	37
YSSPF21VL	161	YT3030	30	YT8448	31	YTE1549	37
YSSPF24	160	YT3036	31	YT9018	29	YTE1552	37
YSSPF24B	160	YT3048	31	YT9024	29	YTE1553	37
YSSPF24BVL	161	YT3618	29	YT9027	30	YTE1558	37
YSSPF24VL	161	YT3624	29	YT9030	30	YTE1559	37
YSSPF27	160	YT3627	30	YT9036	31	YTE1564	37
YSSPF27B	160	YT3630	30	YT9048	31	YTE1565	37
YSSPF27BVL	161	YT3636	31	YT9618	29	YTE1576	37
YSSPF27VL	161	YT3648	31	YT9624	29	YTE1577	37
YSSPF33	160	YT4218	29	YT9627	30	YTE1841	37
YSSPF33B	160	YT4224	29	YT9630	30	YTE1853	37
YSSPF33BVL	161	YT4227	30	YT9636	31	YTE1859	37
YSSPF33VL	161	YT4230	30	YT9648	31	YTE1865	37
YSUES3615	167	YT4236	31	YTD4818	34	YTE1877	37
YSUES4815	167	YT4242	31	YTD4824	34	YTH4818	32
YSUOP24	173	YT4248	31	YTD4827	34	YTH4824	32
YSUOP30	173	YT4808	36	YTD4830	35	YTH4827	32
YSUOP36	173	YT4818	29	YTD4836	35	YTH4830	33
YSUOP48	173	YT4824	29	YTD5418	34	YTH4836	33
YSUOP60	173	YT4827	30	YTD5424	34	YTH5418	32
YSUOP72	173	YT4830	30	YTD5427	34	YTH5424	32
YSUOS3615	167	YT4836	31	YTD5430	35	YTH5427	32
YSUOS4215	167	YT4848	31	YTD5436	35	YTH5430	33
YSUOS4815	167	YT5408	36	YTD6018	34	YTH5436	33
YSUOS6015	167	YT5418	29	YTD6024	34	YTH6018	32
YSUOS7215	167	YT5424	29	YTD6027	34	YTH6024	32

<i>pattern no.</i>	<i>page</i>	<i>pattern no.</i>	<i>page</i>	<i>pattern no.</i>	<i>page</i>	<i>pattern no.</i>	<i>page</i>
YTH6027	32	YTSS6624N(L/V)	254	YTT7130	260	YTTR7227	265
YTH6030	33	YTSS6627N(L/V)	255	YTT7224	264	YTTR7230	265
YTH6036	33	YTSS6630N(L/V)	255	YTT7227	264	YTTRC4624	261
YTH6618	32	YTSS6636N(L/V)	255	YTT7230	264	YTTRC4627	261
YTH6624	32	YTSS72	258	YTT76	39	YTTRC4630	261
YTH6627	32	YTSS7218N(L/V)	254	YTT77	39	YTTRC4724	262
YTH6630	33	YTSS7224N(L/V)	254	YTT7724	260	YTTRC4727	262
YTH6636	33	YTSS7227N(L/V)	255	YTT7727	260	YTTRC4730	262
YTH7218	32	YTSS7230N(L/V)	255	YTT7730	260	YTTRC5224	261
YTH7224	32	YTSS7236N(L/V)	255	YTT7824	264	YTTRC5227	261
YTH7227	32	YTSS78	258	YTT7827	264	YTTRC5230	261
YTH7230	33	YTSS7818N(L/V)	254	YTT7830	264	YTTRC5324	262
YTH7236	33	YTSS7824N(L/V)	254	YTT82	39	YTTRC5327	262
YTH7818	32	YTSS7827N(L/V)	255	YTT83	39	YTTRC5330	262
YTH7824	32	YTSS7830N(L/V)	255	YTT8324	260	YTTRC5824	261
YTH7827	32	YTSS7836N(L/V)	255	YTT8327	260	YTTRC5827	261
YTH7830	33	YTSS84	258	YTT8330	260	YTTRC5830	261
YTH7836	33	YTSS8418N(L/V)	254	YTT8424	264	YTTRC5924	262
YTH8418	32	YTSS8424N(L/V)	254	YTT8427	264	YTTRC5927	262
YTH8424	32	YTSS8427N(L/V)	255	YTT8430	264	YTTRC5930	262
YTH8427	32	YTSS8430N(L/V)	255	YTT88	39	YTTRC6424	261
YTH8430	33	YTSS8436N(L/V)	255	YTT89	39	YTTRC6427	261
YTH8436	33	YTSVC4824N(L/V)	256	YTT94	39	YTTRC6430	261
YTHVC24484824	38	YTSVC4827N(L/V)	256	YTT95	39	YTTRC6524	262
YTHVC24545424	38	YTSVC5424N(L/V)	256	YTTE18	40	YTTRC6527	262
YTHVC24606024	38	YTSVC5427N(L/V)	256	YTTE24	40	YTTRC6530	262
YTHVC27484827	38	YTSVC6024N(L/V)	256	YTTE30	40	YTTRC7024	261
YTHVC27545427	38	YTSVC6027N(L/V)	256	YTTE36	40	YTTRC7027	261
YTHVC27606027	38	YTT24	39	YTTE42	40	YTTRC7030	261
YTHVS24484824	38	YTT30	39	YTTE48	40	YTTRC7124	262
YTSB6030N(L/V)	256	YTT36	39	YTTE60	40	YTTRC7127	262
YTSB7236N(L/V)	256	YTT42	39	YTTE66	40	YTTRC7130	262
YTSB8442N(L/V)	256	YTT47	39	YTTE72	40	YTTRC7624	261
YTSS36	258	YTT4724	260	YTTE78	40	YTTRC7627	261
YTSS3618N(L/V)	254	YTT4727	260	YTTE84	40	YTTRC7630	261
YTSS3624N(L/V)	254	YTT4730	260	YTTE87	40	YTTRC7724	262
YTSS3627N(L/V)	255	YTT48	39	YTTE90	40	YTTRC7727	262
YTSS3630N(L/V)	255	YTT4824	264	YTTE96	40	YTTRC7730	262
YTSS3636N(L/V)	255	YTT4827	264	YTTM23	40	YTTRC8224	261
YTSS42	258	YTT4830	264	YTTM29	40	YTTRC8227	261
YTSS4218N(L/V)	254	YTT53	39	YTTM35	40	YTTRC8230	261
YTSS4224N(L/V)	254	YTT5324	260	YTTM41	40	YTTRC8324	262
YTSS4227N(L/V)	255	YTT5327	260	YTTM47	40	YTTRC8327	262
YTSS4230N(L/V)	255	YTT5330	260	YTTR3024	265	YTTRC8330	262
YTSS4236N(L/V)	255	YTT5424	264	YTTR3027	265	YTTRC4724	263
YTSS48	258	YTT5427	264	YTTR3030	265	YTTRC4727	263
YTSS4818N(L/V)	254	YTT5430	264	YTR3624	265	YTTRC4730	263
YTSS4824N(L/V)	254	YTT59	39	YTR3627	265	YTTRC5324	263
YTSS4827N(L/V)	255	YTT5924	260	YTR3630	265	YTTRC5327	263
YTSS4830N(L/V)	255	YTT5927	260	YTR4224	265	YTTRC5330	263
YTSS4836N(L/V)	255	YTT5930	260	YTR4227	265	YTTRC5924	263
YTSS54	258	YTT6024	264	YTR4230	265	YTTRC5927	263
YTSS5418N(L/V)	254	YTT6027	264	YTR4824	265	YTTRC5930	263
YTSS5424N(L/V)	254	YTT6030	264	YTR4827	265	YTTRC24484824	38
YTSS5427N(L/V)	255	YTT65	39	YTR4830	265	YTTRC24545424	38
YTSS5430N(L/V)	255	YTT6524	260	YTR5424	265	YTTRC24606024	38
YTSS5436N(L/V)	255	YTT6527	260	YTR5427	265	YTTRC27484827	38
YTSS60	258	YTT6530	260	YTR5430	265	YTTRC27545427	38
YTSS6018N(L/V)	254	YTT6624	264	YTR6024	265	YTTRC27606027	38
YTSS6024N(L/V)	254	YTT6627	264	YTR6027	265	YTTRC24484824	38
YTSS6027N(L/V)	255	YTT6630	264	YTR6030	265	YTTRC24484824	38
YTSS6030N(L/V)	255	YTT70	39	YTR6624	265	YTTRC24484824	38
YTSS6036N(L/V)	255	YTT71	39	YTR6627	265	YTTRC24484824	38
YTSS66	258	YTT7124	260	YTR6630	265	YTTRC24484824	38
YTSS6618N(L/V)	254	YTT7127	260	YTR7224	265	YTTRC24484824	38

<i>pattern no.</i>	<i>page</i>
YTWSHK148	41
YTWSHK160	41
YTWSHK172	41
YTWSHK218	41
YTWSHK224	41
YTWSHK230	41
YTWSHK236	41
YTWSHK242	41
YTWSHK248	41
YTWSHK260	41
YTWSHK272	41

# KnollKey Lock Program

## KnollKey Lock Program General Information

Following is the KnollKey lock policy, applicable to all products.

Knoll furniture can be ordered keyed-alike or random keyed. Key-alike and random keying instructions cannot be mixed on any single order. Only one of the two instructions can be used on an individual order. When an order is submitted with mixed (key-alike and random) instructions, Knoll will release the order as key-alike only and lock cores will have to be specified separately.

### Key-alike

For the convenience of the user, furniture may be keyed alike at no charge. Write "Key-alike" in the description of your purchase order for any pedestal, overhead, file or other item you wish to have keyed alike.

Using the key-alike instructions, order cores and keys as line items on your purchase order. Do NOT submit a key-alike form. The Knoll East Greenville Lock Center will select key numbers from the standard range of K 001 - K 250. Key numbers will not be repeated unless over 250 sets are ordered. Lock cores keyed-alike will ship separately from the product, ready for field installation.

There is no charge for key-alike orders if placed with the furniture order.

**IF THE KEY-ALIKE ORDER IS NOT PLACED AT LEAST TWO WEEKS PRIOR TO THE FURNITURE SHIP DATE, A \$50 HANDLING CHARGE AND AIR FREIGHT CHARGES WILL APPLY.**

**If product is ordered and shipped random-keyed, additional lock cores for key-alike are billable.**

### Random-Keying

To specify product keyed-random, write "key-random" in the product description. Random-keyed product is shipped with the lock core factory installed. A shrouded key is included. Random means no effort has been made to match key numbers, or to make them different.

### Keys

A Knoll shrouded key is shipped with every lock core. 250 Key numbers are available. For numbers above 250, contact Custom Product Development. Additional keys and key blanks are available. See service parts for more information.

### Master Keying

Knoll locks can be controlled by means of a master key. There is no additional per-lock charge for master keying. A letter of approval from the client must accompany orders for master keys.

### Installing Lock Cores

Lock cores can be installed or removed in the field by using a change key. Cores must be in the unlocked position to be removed. See service parts for change key pattern number and pricing.

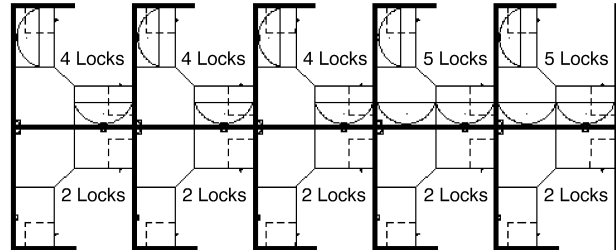
### Lock Distribution

All orders for key-alike lock cores/keys are packaged and shipped from the East Greenville Lock Center, regardless of where the pedestals, overhead, or other units are produced. Random keyed product will have cores factory-installed.

## How to Specify Key-Alike

Following is an example of how to specify key-alike for a cluster of 10 workstations.

**Step 1** - Using the project floorplan, count the number of locks in each workstation.



**Step 2** - Count the number of workstations with the same quantity of locks. Group together the workstations with a like number of locks.

5 workstations with 2 locks per station  
3 workstations with 4 locks per station  
2 workstations with 5 locks per station

**Step 3** - For the first group (5 sets of 2 locks), enter the number of workstations in the quantity column.

Qty	Pattern #	Description	Unit List	Ext. List
5				

**Step 4** - Then enter the pattern number "KSPEC\_ \_" and add a suffix for the number of locks for that group (i.e., for 2 locks per station, add the suffix "2"). Up to 30 lock cores are available in a set (i.e., KSPEC 30).

Qty	Pattern #	Description	Unit List	Ext. List
5	KSPEC 2	Set of 2 cores/keys	N / C	N / C

**Step 5** - Repeat for other groups.

Qty	Pattern #	Description	Unit List	Ext. List
5	KSPEC 2	Set of 2 cores/keys	N / C	N / C
3	KSPEC 4	Set of 4 cores/keys	N / C	N / C
2	KSPEC 5	Set of 5 cores/keys	N / C	N / C

Your Key instructions are complete.

Knoll will select key numbers for each set from 250 available numbers. Additional key numbers are available through Custom Product Development. **For additions to existing installations, specify desired key numbers in the description.**

## Service Parts

Pattern #	Description	List Price
KKEY_ _ _	Shrouded Key Specify key number desired	\$11
KBLANK	Shrouded Key Blank	\$11
KSPECB_ _ _	Retrofit Universal Core/Key Specify key number desired	\$23
KCHANGE	Change Key	\$11
HLKRKMASTER*	Master Key	\$14

\*Note: A letter of approval on company letterhead from the client must accompany all orders for master keys.

# General Ordering Information

---

## **The Products**

This guide encompasses all standard products for this product group.

## **Sizes**

Dimensions listed in this guide are indicated as:

H = height

W = width

D = depth

Dia. = diameter

Rad. = radius

## **Pricing**

All prices shown are list.

## **How to Order**

Select pattern numbers and quantities required for your complete installation. Product questions can be addressed in the specific sections of this guide or by contacting your sales representative or customer resource representative at 1-800-343-5665.

Next, select options (if required), along with colors and finishes appropriate to each product. Reference the Finishes and Fabrics pages for color designations.

On large installations, an item's "designated area" can be specified to assist in product organization and handling.

To expedite complete / correct entry of your order, be certain all pattern numbers, quantities, colors and area identifications are completely specified. Also, include complete purchase order numbers, bill-to and ship-to addresses, a contact name and specific factory shipping dates required.

## **Mail all orders to:**

Knoll, Inc.

c/o Knoll Participating Dealer

1235 Water Street

P.O. Box 157

East Greenville, PA 18041

Attention: Order Entry

Once your order is entered at Knoll, an acknowledgment will be mailed to you. You will be advised of your scheduled shipping date within five days of the original acknowledgment. If it is necessary to revise your order, please contact your customer resource representative.

## Sustainability Statement

---

Sustainable design is a key component of Knoll's environmental focus. Our commitment to social responsibility and a healthy environment has prompted us to further articulate our longstanding environmental programs and, with encouragement and support from our colleagues in the industry, we have re-energized our focus on such "green" initiatives as life cycle analysis and LEED™ certification. Knoll is proud to have contributed to projects that have received LEED certification from the U.S. Green Building Council.

For the latest information on Knoll products that help our customers achieve LEED certification, log on to [knoll.com](http://knoll.com), click on "About Knoll" and then "Environmental Focus."

**Knoll, Inc.**  
**P.O. Box 157**  
**1235 Water Street**  
**East Greenville, PA 18041**

**(215) 679-7991**  
**[www.knoll.com](http://www.knoll.com)**

PLGSAAW0123