

# SERIE Albany Albany Series



esmalado  
glazed



<1,25%  
máx. 2 mm



3<E≤6%



3,7x10<sup>-6</sup>xC<sup>-1</sup>



10 a 20 N/mm<sup>2</sup>



Siena/ Teka: 2  
Rosa: 3



6 - 9



clase 3 a 5  
class 3 to 5



**Deslizam. CTE**  
Slipping resist. CTE

Siena/ Rosa: 1  
Teka: 2



Siena/ Rosa: <R9  
Teka: R10



si/ yes

# Esmaltados *Glazed Tiles*



Rosa



Siena



Teka



## Bases *Basic pieces*

**Siena 25x25**



**Teka 25x25**



**Rosa 25x25**



**Siena 33x33**



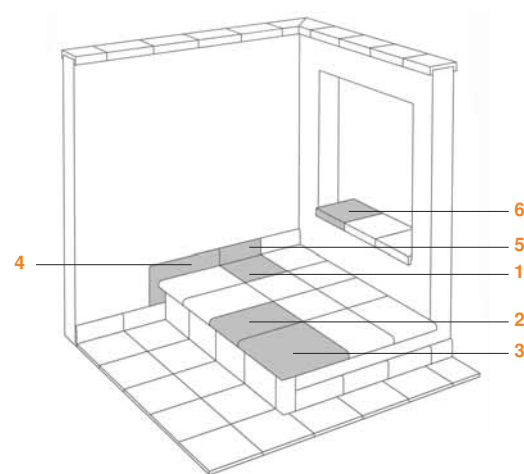
**Teka 33x33**



**Siena 6x25**



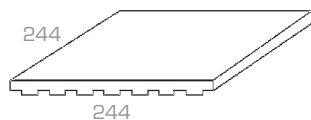
**Teka 6x25**



- |                      |                    |
|----------------------|--------------------|
| 1 Base               | Tile               |
| 2 Peldaño            | Stair-tread        |
| 3 Esquina de peldaño | Stair-tread corner |
| 4 Zanquin            | String             |
| 5 Rodapié            | Skirting board     |
| 6 Vierteaguas        | Wash               |

**Base 25x25**

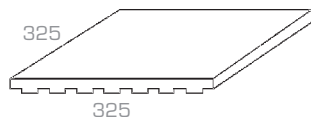
Tile 25x25



- |       |   |            |       |
|-------|---|------------|-------|
| Rosa  | ■ | Cod. 00190 | MC625 |
| Siena | ■ | Cod. 00189 | MC565 |
| Teka  | ■ | Cod. 00897 | MC565 |

**Base 33x33**

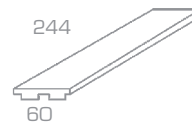
Tile 33x33



- |       |   |            |       |
|-------|---|------------|-------|
| Siena | ■ | Cod. 01362 | MC625 |
| Teka  | ■ | Cod. 01361 | MC625 |

**Base 6x25\***

Tile 6x25\*



- |       |   |            |       |
|-------|---|------------|-------|
| Siena | ■ | Cod. 00345 | MC600 |
| Teka  | ■ | Cod. 00998 | MC600 |

\* Se obtiene a partir de base de 25x25 premarcada  
\* (It is obtained from 25x25 pre-marked tile)

Artículo Item	Medidas (mm) Size (mm)	Espesor (mm) Thickness (mm)	U.M.*	U.M.*		Piezas Pieces		Peso (Kg) Weight (Kg)		
				U.M.*	U.M.*	U.M.*	U.M.*	U.M.*	U.M.*	
<b>Base 25x25</b> Tile 25x25	244x244	14	M <sup>2</sup> SQM	1	60	16	16	26,25	26,25	1575
<b>Base 33x33</b> Tile 33x33	325x325	16	M <sup>2</sup> SQM	0,67	42,67	9	6	33	21,8	1400
<b>Base 6x25</b> Tile 6x25	244x60	14	M <sup>2</sup> SQM	1	60	64	64	26,8	27	1640

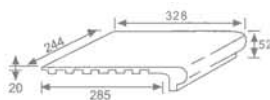
\* Unidad de Medida. Los artículos medidos en M<sup>2</sup> o ML se sirven contando la junta normal entre piezas  
\* Unit of measure. Items measured in SQM or LM are delivered assuming average joint between pieces



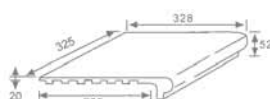
## Piezas especiales *Special pieces*

### Peldaño ref. 24-25/ 24-33

*Stair-tread ref. 24-25/ 24-33*



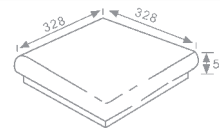
Rosa ■ Cod. 00199 **PZ315**  
 Siena ■ Cod. 00373 **PZ315**  
 Teka ■ Cod. 00900 **PZ315**



Siena ■ Cod. 01579 **PZ400**  
 Teka ■ Cod. 01580 **PZ400**

### Esquina de peldaño

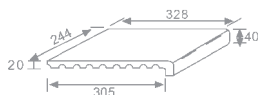
*Stair-tread corner*



Rosa ■ Cod. 00198 **PZ695**  
 Siena ■ Cod. 00356 **PZ695**  
 Teka ■ Cod. 00901 **PZ695**

### Vierteaguas 25x33

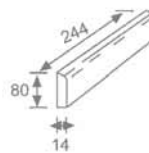
*Wash 25x33*



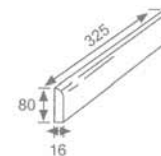
Rosa ■ Cod. 00995 **PZ255**  
 Siena ■ Cod. 00993 **PZ255**  
 Teka ■ Cod. 00994 **PZ255**

### Rodapié 25/ 33

*Skirting board 25/ 33*



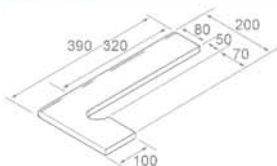
Rosa ■ Cod. 00200 **ML190**  
 Siena ■ Cod. 00354 **ML190**  
 Teka ■ Cod. 00904 **ML190**



Siena ■ Cod. 01581 **ML210**  
 Teka ■ Cod. 01582 **ML210**

### Zanquín izda.

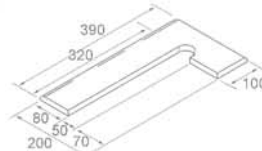
*String left side*



Rosa ■ Cod. 00202 **PZ190**  
 Siena ■ Cod. 00357 **PZ190**  
 Teka ■ Cod. 00903 **PZ190**

### Zanquín dcha.

*String right side*



Rosa ■ Cod. 00460 **PZ190**  
 Siena ■ Cod. 00358 **PZ190**  
 Teka ■ Cod. 00902 **PZ190**

### Ángulo fachada

*Facade angle*



Siena ■ Cod. 01465 **PZ080**  
 Teka ■ Cod. 01464 **PZ080**

### Pasamanos

*Handrail*



Siena ■ Cod. 01395 **PZ210**  
 Teka ■ Cod. 01394 **PZ210**

Anchura recomendada de la junta de colocación: 6 - 8 mm  
 A 6 - 8 mm wide installation joint is recommended.





Artículo Item	Medidas (mm) Size (mm)	Espesor (mm) Thickness (mm)	U.M.*	U.M.*		Piezas Pieces		Peso (Kg) Weight (Kg)		
						U.M.*		U.M.*		
<b>Peldaño ref. 24-25</b> Stair-tread ref. 24-33	244x328x52	20	Pz. Pc.	6	324	1	6	3,52	21,12	1140
<b>Peldaño ref. 24-33</b> Stair-tread ref. 24-33	325x328x52	20	Pz. Pc.	6	216	1	6	4,2	25,1	906
<b>Esquina de peldaño</b> Stair-tread corner	328x328x52	20	Pz. Pc.	2	72	1	2	5,3	10,6	400
<b>Vierteaguas 25x33</b> Wash 25x33	244x328x40	20	Pz. Pc.	6	324	1	6	3,6	22,5	1230
<b>Zanquín izda.</b> String left	381x80/200x100	16	Pz. Pc.	10	300	1	10	1,3	13	390
<b>Zanquín dcha.</b> String right	381x80/200x100	16	Pz. Pc.	10	300	1	10	1,3	13	390
<b>Rodapié 25</b> Skirting board 25	244x80	14	ML LM	11,25	450	4	45	2,3	25,9	1045
<b>Rodapié 33</b> Skirting board 33	325x80	16	ML LM	8	576	3	24	2,3	18	1296
<b>Ángulo fachada</b> Facade angle	244x60	14	Pz. Pc.	16	64	1	16	0,55	8,80	563
<b>Pasamanos</b> Handrail	244x188x54	-	Pz. Pc.	6	320	1	6	2,35	14,10	752

\* Unidad de Medida. Los artículos medidos en M<sup>2</sup> o ML se sirven contando la junta normal entre piezas  
 \* Unit of measure. Items measured in SQM or LM are delivered assuming average joint between pieces