

**InFocus**

Bright Ideas Made Brilliant

# IN8606HD

## Full 3D 1080p Projector



[www.infocus.com](http://www.infocus.com)

# IN8606HD – Full 3D 1080p Projector



## Home Cinema Redefined

The InFocus IN8606HD provides CEDIA-level features and performance at a ground breaking entry-level price.

After two years in development, InFocus delivers our most significant home cinema product in a decade – redefining home cinema projection. The IN8606HD provides features, specifications and certifications that until now have not been available.

### IN8606HD – FULL 3D 1080p

- Native full HD 1080p (1920 x 1080) resolution
- 2500 ANSI lumens
- 10000:1 contrast ratio
- NVIDIA 3DTV Play, ISFccc Certified, 144Hz 3D triple flash
- 3D support for Blu-ray, cable boxes and more, plus 3D sync port
- Two HDMI 1.4 inputs, component, composite, VGA and more
- Screen trigger and USB power port
- 3D colour management and 3D combination filter
- Individual primary and secondary colour adjustment
- User memory settings
- Freeze and Blank Screen function
- Variable audio out



### ISFccc and Colour Management

The IN8606HD enables colour calibration right out of the box, including independent 2D and 3D individual colour control and various preset modes and user modes. In addition, the IN8606HD is ISFccc-certified by the Imaging Science Foundation (ISF), a feature previously reserved for higher-priced video displays. ISFccc includes two optimized modes: ISF Day and ISF Night.

### 3D

The IN8606HD supports multiple forms of 3D – including HDMI, Blu-Ray, 3D broadcasting, video games and NVIDIA 3DTV PC connectivity – in 1080p Full-HD for your maximum viewing pleasure.



### 3D Triple Flash

The IN8606HD uses the latest Texas Instruments DLP® Dark Chip 3 technology and drivers (DLP 0.65" 1080P s600 DC3) and incorporates 3D Triple Flash technology.

3D Triple Flash triples the normal 3D frame rate of 48 Hz (24 for the right eye and 24 for the left) to 144 Hz, which gives you a deeper, more immersive 3D experience.

### Audio

The IN8606HD features 10W on-board speaker and SRS WOW HD technology for bigger, larger than life sound effects. So, you can take this complete home cinema system anywhere. No additional audio equipment is required.



# UNISHAPE Lamp Technology

UNISHAPE (UNiversal SHAPed Lamp Light Technology) shapes the light to provide the best possible image output for every millisecond of video – adding contrast to dark scenes, for example, and providing more colour variations and brightness exactly where it's needed. The light waveform shape is repeated in synchronization with the image processor and colour wheel of the IN8606HD to achieve the very best possible image output.

- Up to 40% brighter\*
- At least 60% less dithering noise\*
- At least 80% more colours\*
- Up to 100% higher contrast\*

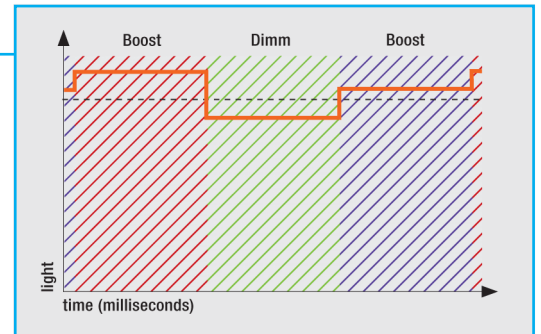
\*Than conventional DVE CW projection systems, depending on projector

## Variable Plateau

This is the solution to the problem that the brightness of the image is reduced in existing technologies due to colour correction and dark video enhancement. UNISHAPE™ counteracts this effect by adapting lamp output dynamically to the colour wheel segment.

- Up to 40% brighter image\*
- Flexible colour correction
- Loss-free adjustment of white point
- Full digital control

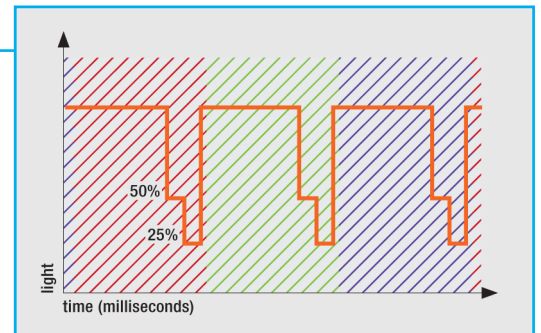
\*Compared to DVE colour wheel system



## Low Pulse

Above all, UNISHAPE™ microsecond-precision reduction of light power adapted to the image delivers more colours and better colour gradation. Each 50% low pulse doubles the number of true colours and halves the dithering noise.

- Increases colour bit depth
- More colours (1–2 additional bits per colour possible)
- Improved colour gradients
- Effective image improvement of dark frames

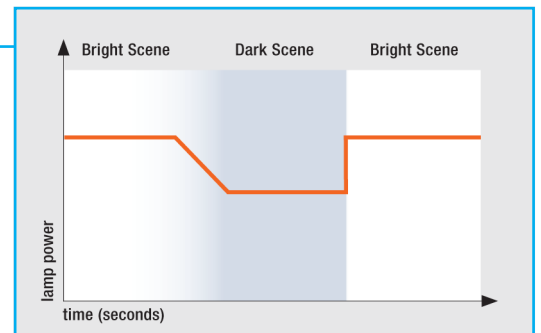


## Dynamic Dimming

Especially for dark scenes, conventional technologies have the problem of unsatisfactory colour reproduction and contrast. UNISHAPE™ with dynamic dimming adapts with millisecond precision to the differences in brightness in the image. That leads to greater contrast and a “blacker black.”

- Up to 43% more colours in dark scenes\*
- Higher contrast ratio\*
- Replaces the need for mechanical aperture
- Allows smaller projector designs

\*In comparison to projection systems without light modulation



## Connectivity

The IN8606HD comes fully loaded with the latest and complete set of connections:

- HDMI 1.4 x 2 (HDMI cable included)
- VGA
- RS232
- S-Video
- USB Mini-B (service only)
- Composite
- 12V screen trigger
- Component
- VESA 3D sync out
- RCA stereo audio in (L/R)
- USB Type-A (power only)
- 3.5mm stereo audio in
- 3.5mm stereo audio out



# Specifications\*

IN8606HD

Native Resolution	1080p (1920 × 1080)
Display Technology	DLP 0.65" 1080P s600 DC3
Data Processor	2 × LVDS, Max 175MHz, DDP4422
Brightness	2500 ANSI lumens (2000 ANSI lumens Eco Mode)
Brightness Uniformity	95%
Lamp Life**	4,500 hours (Standard Mode), 6,000 hours (Eco Mode)
Lamp Type	OSRAM UNISHAPE™ lamp with Dynamic Dimming, Low Pulse with microsecond-precision and Dynamic Variable Plateau Technology
Contrast Ratio	10000:1
Input Connections	HDMI 1.4 × 2, VGA, S-Video, Composite, Component, RCA stereo audio in (L/R), 3.5mm stereo audio in
Output Connections	3.5mm stereo audio out
Control	RS232, USB Mini-B (service), 12V screen trigger, 3D sync out, USB Type-A (power only) 5V, 1.5A
3D	VESA 3D Sync Port for IR emitter and its compatible 3D glasses. Supports all major 3D standards for DLP projectors, including 3D content from Blu-ray, cable boxes, dish services, and more (over HDMI at 1080p). Also supports PC-based 3D content. DLP Link 3D glasses required.
Colour Wheel	6-segment (RGBCMY)
Colour Reproduction	Graphic/Video: 30 bit 1 billion true colour
Lens Type	Manual zoom, Manual focus
Aspect Ratio	16:9 (native) and 4:3, letter box, 2.35:1 (supported)
Throw Ratio	1.39~2.09:1
Zoom Ratio	Optical zoom: 1.5:1, Digital zoom: 21 steps
Image Size	1.2 m ~ 10 m (47 - 394 in)
Projection Distance	65.8 – 825.2 cm (25.9 – 324.9 in)
H/V Image Shift	+50 -50 pixels (100 total)
Sync - Horizontal Scan Freq	15, 30-90KHz
- Vertical Scan Freq	43-85 Hz (120Hz)
Projection Offset	10% +/- 10%
Keystone Correction	+/- 40° (vertical only)
Video Compatibility	NTSC/NTSC 4.43, PAL B/G/H/I/M/N 60, SECAM, 480i/480p/720p/1080p
Data Compatibility	VGA, SVGA, XGA, SXGA, Macintosh
Audio	SRS WOW, 10 W speaker
Audible Noise	33 dB (Standard Mode), 29 dB (Eco Mode)
Power Supply	AC input 100~240 Voltage (auto ranging)
Power Consumption	350 W (Standard Mode), 290 W (Eco Mode), <0.5 W (Standby Mode)
Product Weight	3.15 kg
Product Dimensions - W×D×H	285 × 261 × 122 mm
Shipping Weight	4.65 kg
Shipping Dimensions - W×D×H	369 × 392 × 208 mm
Security Features	Security lock slot, Security bar
Warranty	2 years (projector), 1 year (lamp), 90 days (accessories)
Ships with - Accessories	HDMI cable, Remote control, Power cord, Quick Start Guide, CD-ROM of User Manual
Menu Languages	English, German, French, Spanish, Portuguese, Simplified Chinese, Traditional Chinese, Russian
Approvals	FCC, UL/cUL, CE+, TUV-GS, CU-PCT, PSB

\* Product specifications, terms, and offerings are subject to change at any time without notice.

\*\* Actual lamp life may vary based on the ambient environment and projector usage. Conditions that may affect lamp life include temperature, altitude, and rapidly switching the projector on and off.

## Distance Chart

Diagonal Screen Size (16:9 screen)		Projection Distance			
Inches	Metres	Inches		Metres	
		Min	Max	Min	Max
77	1.9558	93.13	140.03	2.37	3.56
82	2.0828	100.08	150.48	2.54	3.82
92	2.3368	111.2	167.2	2.82	4.25
100	2.54	120.93	181.83	3.07	4.62
106	2.6924	127.88	192.28	3.25	4.88
110	2.794	133.44	200.64	3.39	5.10
119	3.0226	144.56	217.36	3.67	5.52
133	3.3782	161.24	242.44	4.10	6.16
159	4.0386	193.21	290.51	4.91	7.38

## Optional Accessories

Replacement Lamp (SP-LAMP-085)  
 Universal Ceiling Mount (PRJ-MNT-UNIV)  
 Carrying Case (CA-SOFTCASE-MTG)  
 XPAND DLP Link 3D Glasses (X103-EDUX3-R1)  
 Cables and adapters  
 Extended warranties

# InFocus

Bright Ideas Made Brilliant

[www.infocus.com](http://www.infocus.com)

**INFOCUS CORPORATE HEADQUARTERS**  
 13190 SW 68th Parkway  
 Portland, Oregon 97223-8368, USA  
 Phone: (1) 503-207-4700  
 Toll Free: (1) 877-388-8385  
 Fax: (1) 503-207-4707