

Partner Presentation

The Virtualized Infrastructure for Industrial Automation Based on Intel 12th Core Processor and Ubuntu

Jarry Chang, DFI

DFI

What's DFI

Industrial Computer Solutions

- From Modules and Boards to Integrated Systems and Embedded Solutions.

Industrial
Motherboards



System-On-
Modules



Industrial
Computers



Industrial
Panel PCs
& Displays



TGUI71
(11th Generation Intel®
Core™ Processors)



ADS310
(12th Generation Intel®
Core™ Processors)



From Small To Large

Industrial Motherboards



System-On-Modules



Industrial Computers



Industrial Panel PCs & Displays

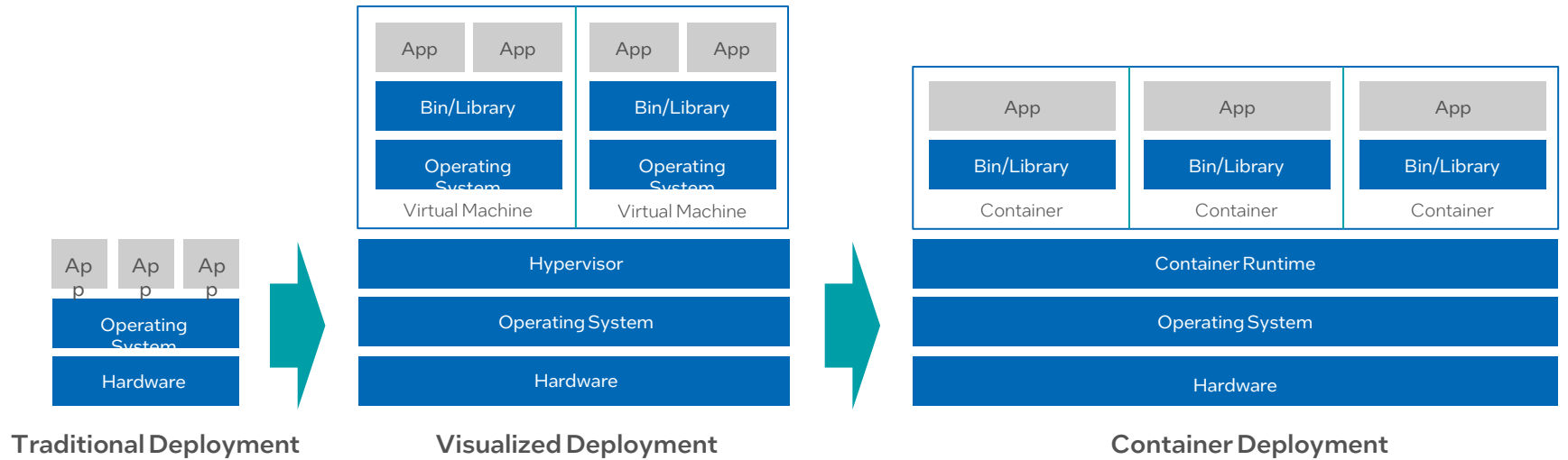


WORKLOAD CONSOLIDATION IN INDUSTRIAL IOT


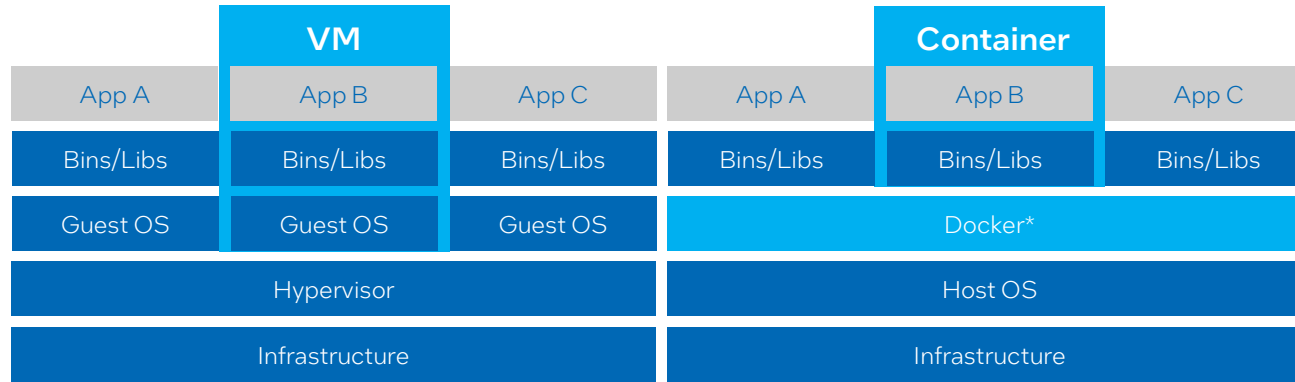
Using Virtualization Technologies to Transform Operations for a More Efficient Industry



Differences between virtualization and containerization

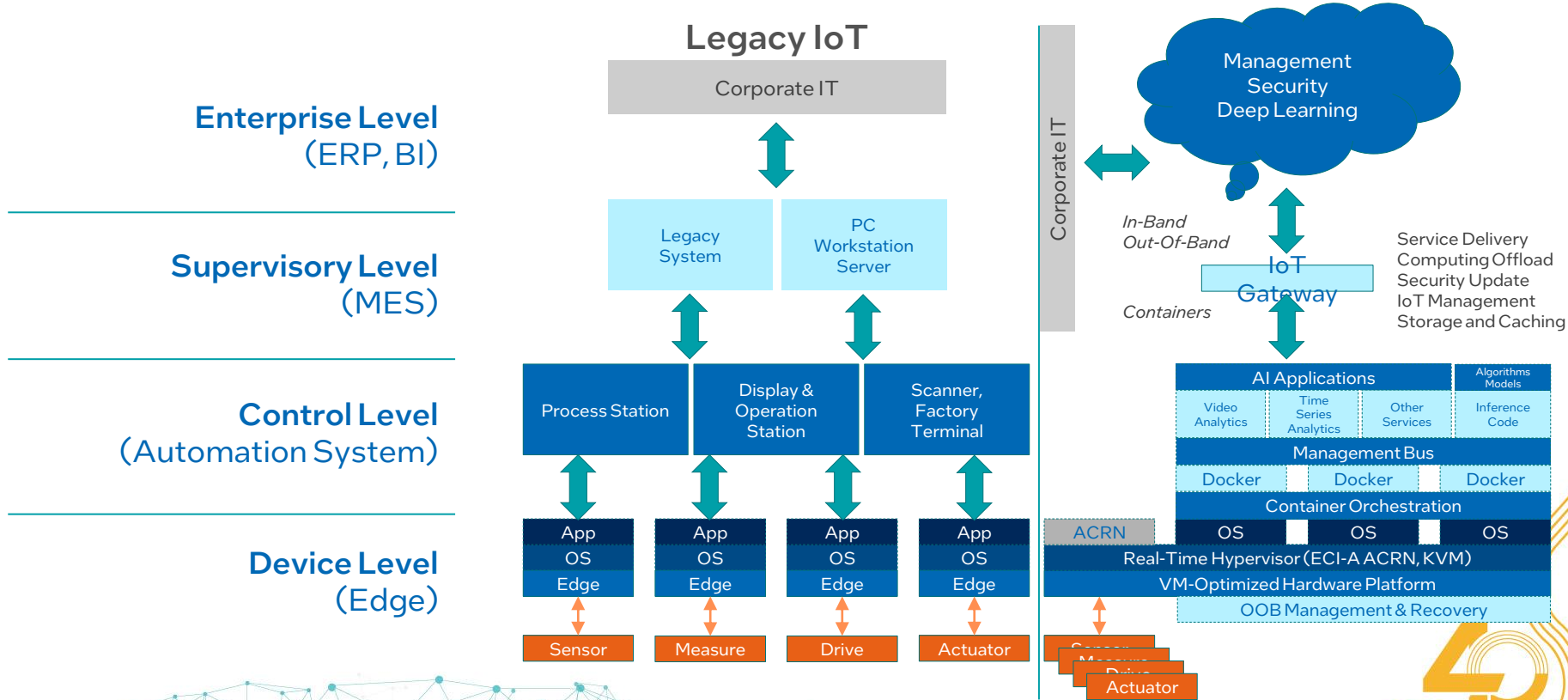


Workload Consolidation at the Edge



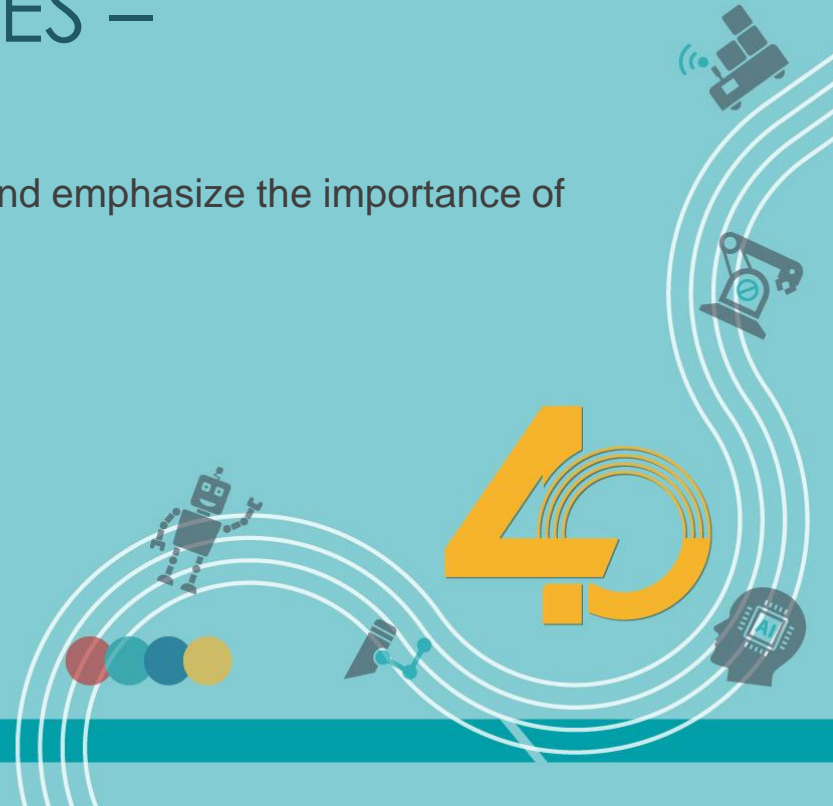
3C: Cloud, Container, Consolidation

Cloud + AIoT



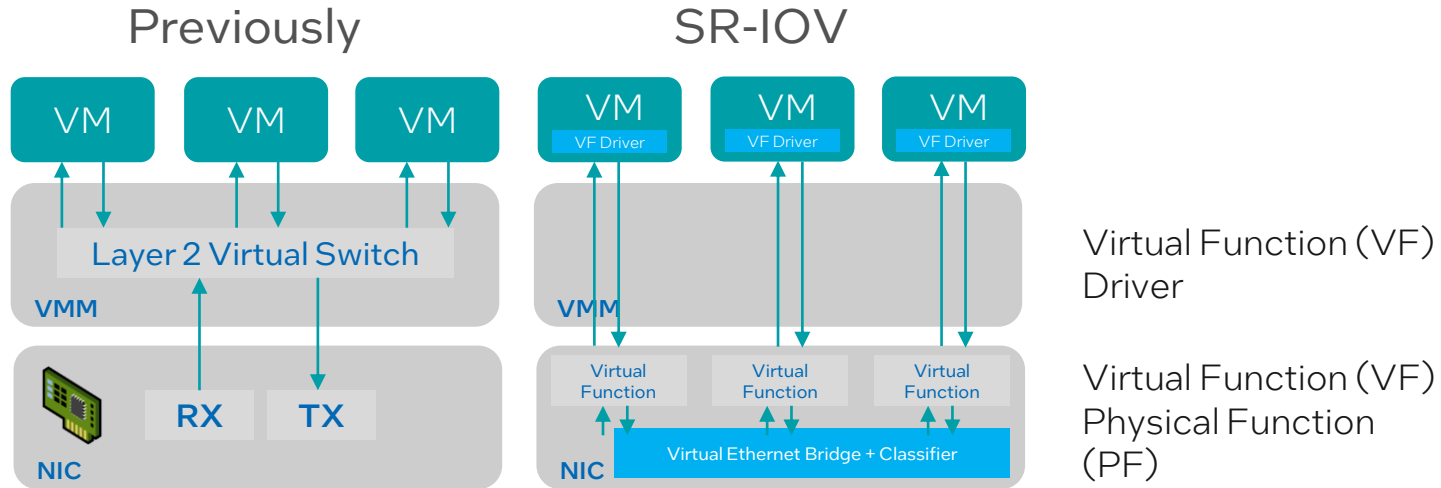
ENABLING TECHNOLOGIES – GFX VIRTUALIZATION

Introducing the main current virtualization technologies and emphasize the importance of Graphics SR-IOV.



SR-IOV (Single Root I/O Virtualization): NIC as Example

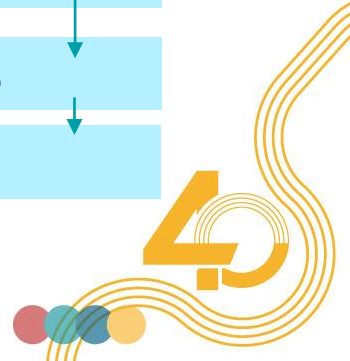
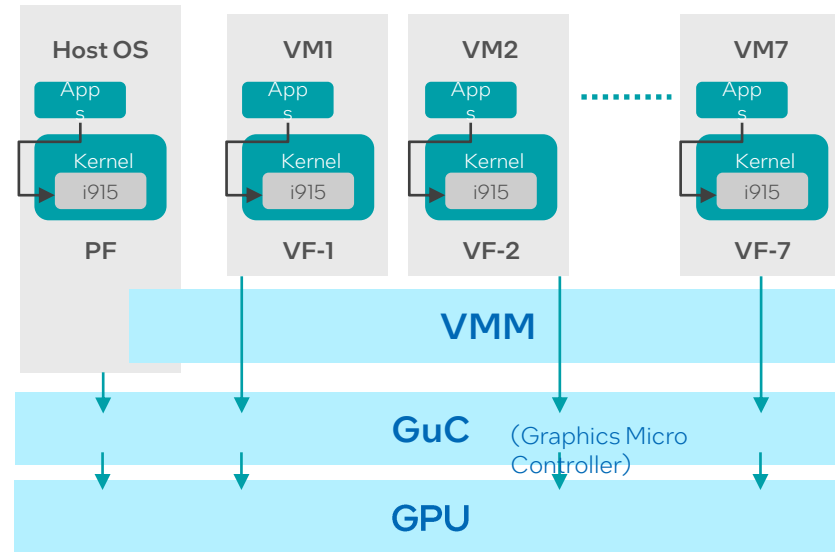
Isolation of PCIe resources for manageability and performance



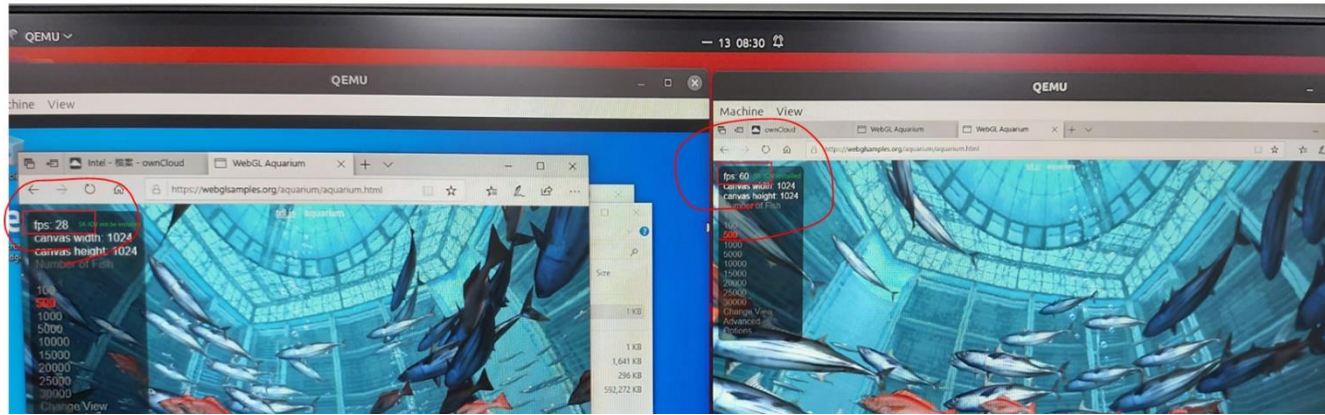
Graphics SR-IOV: Improving Graphic Virtualization

High-quality and high-performance with minimal software overhead

- The graphics virtualization infrastructure is exposed to system software by the Single Root I/O virtualization standard (SR-IOV), of the PCIe standard.
- PCIe interface allow multiple software stacks(VM) to each get their own "graphics device."
- Each VM can access fully accelerated graphics capabilities.
- Able to support up to 7 virtual functions.



ADL-S is The First Platform Supporting iGFX SR-IOV




SR-IOV VF Driver not be installed

28 FPS

SR-IOV VF Driver installed

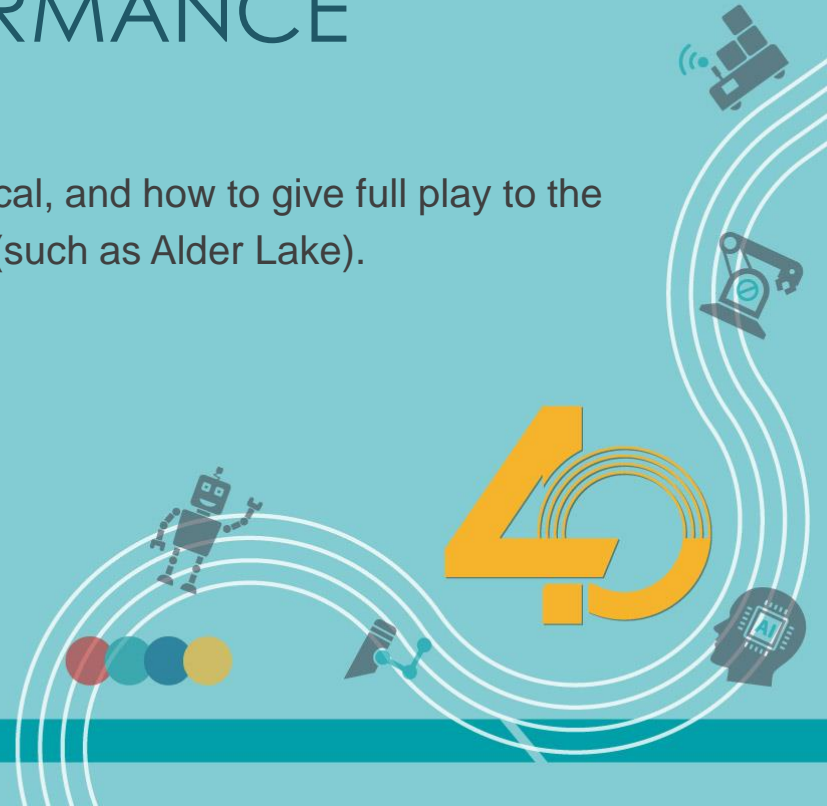
60 FPS

Intel® Xe Graphics architecture, 4 Independent Displays, Up to 8K Display



THE DETAILS AND PERFORMANCE OF SR-IOV POC

The key points you need to know to make SR-IOV practical, and how to give full play to the advantages of Intel's new generation hardware platform (such as Alder Lake).




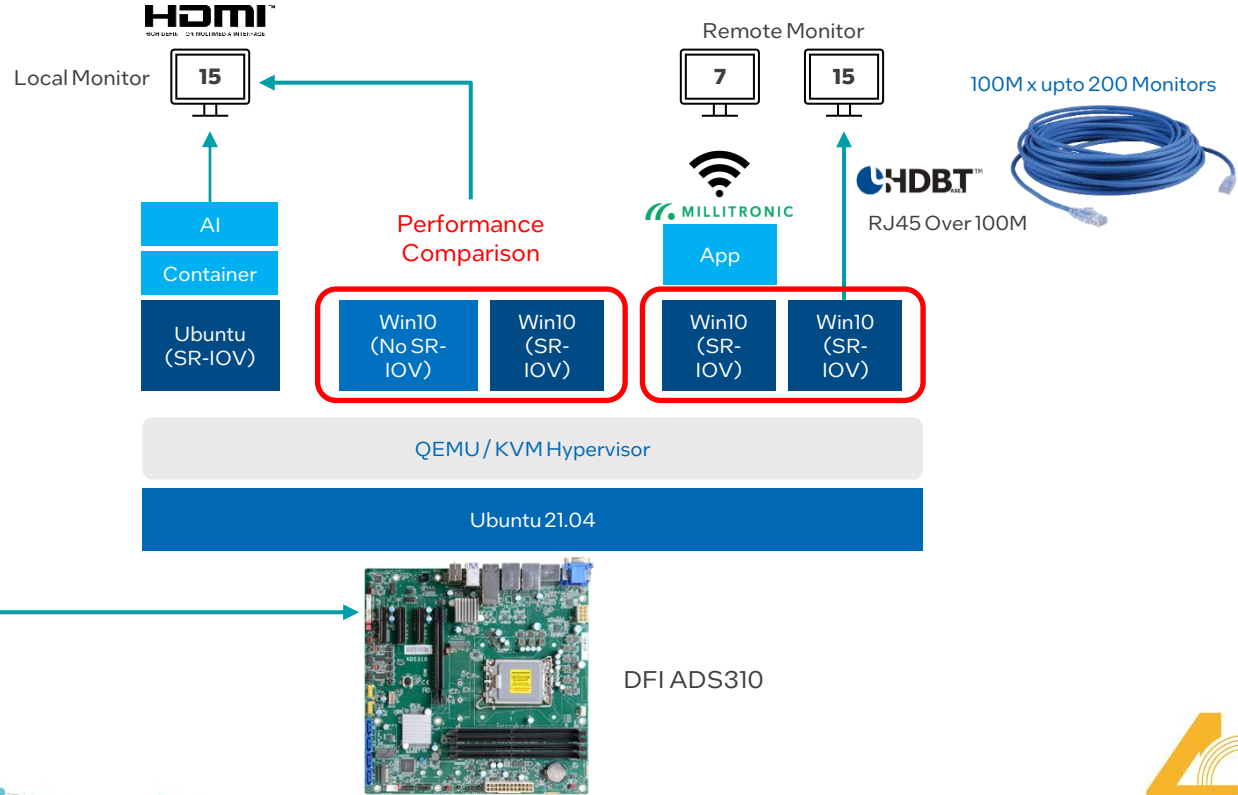
POC Architecture Based On Alder Lake-S



SR-IOV
Performance Comparison

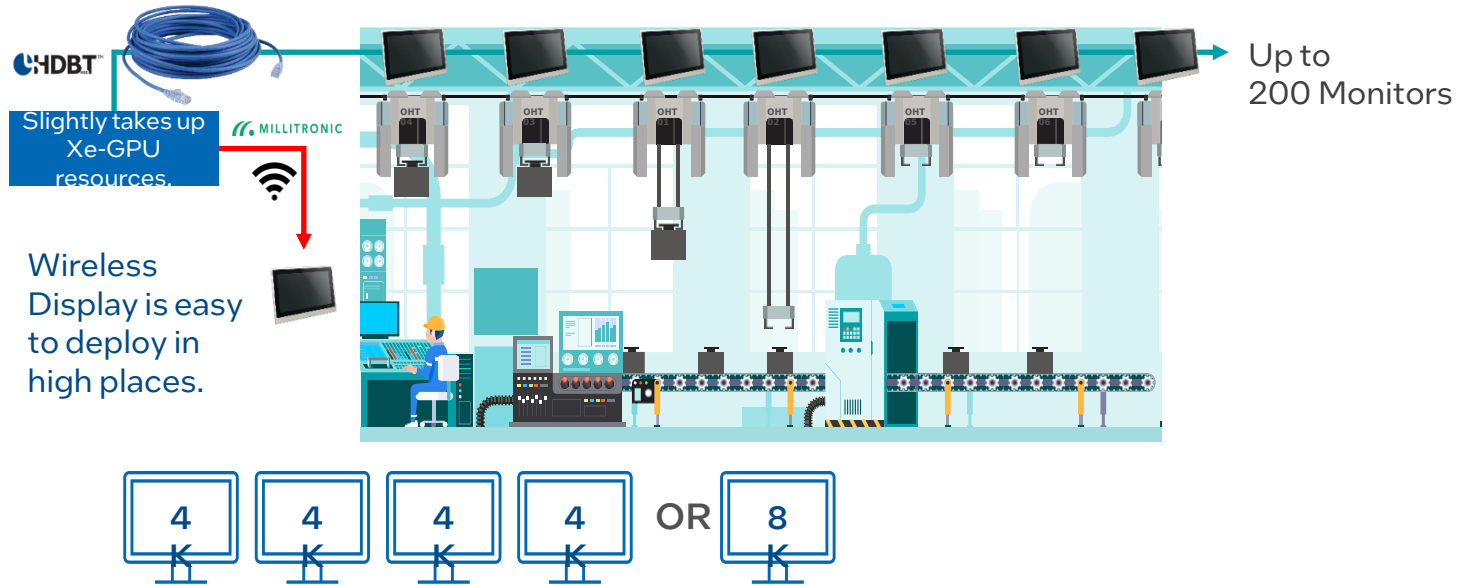


OpenVINO™



Refined For Industrial Automation Scenario

HDBaseT enables the use of a single category cable to meet all of industrial PC requirements, offering video & audio, Ethernet, controls, USB 2.0 and 100W power over 100m/328ft.

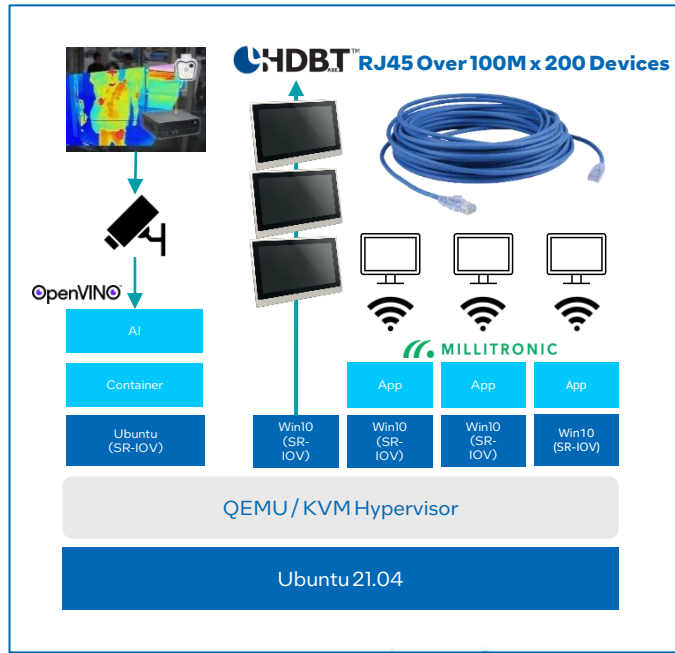


There are still four 4K screens or one 8K one for general monitoring purposes, especially for AI applications.




Applicable To Retailer Scenario

Workload Consolidation, Again





























DFI ON INTEL GEN 12TH CORE PROCESSOR

When customers have needs, DFI's products is the worthiest of priority.



DFI's Products Are The Worthiest of Priority

<p>EC500-ADS</p> <ul style="list-style-type: none"> 12th Gen Intel Core Intel Q670E/H610E 2HDMI/DP+1VGA, 3M.2   	<p>EC543-ADS</p> <ul style="list-style-type: none"> 12th Gen Intel Core Intel Q670E PCIe / PCI expansion slots   	<p>EC510/511-ADS</p> <ul style="list-style-type: none"> 12th Gen Intel Core Intel Q670E PCIe / PCI expansion slots   	<p>WM120-ADS</p> <ul style="list-style-type: none"> Intel Alder Lake-S, up to 8C/24T Intel R689E/Q670E/H610E SO-DIMM DDR4/DDR5(TBD) 12V/Widervoltage Power in PCIe x16 slot FLEX ATX 250W 
<p>ST102-ADS</p> <ul style="list-style-type: none"> 12th Gen Alder Lake Intel Core CPU Intel Q670E/H610E SO-DIMM DDR4 Foot Stand, DC-in 	<p>WM343-ADS</p> <ul style="list-style-type: none"> Intel Alder Lake-S, up to 16 Cores ECC support (On specific SKU) Intel R680E/Q670E, 4x DDR4 1x16, 3 x4 FLEX ATX 250W/350W/400W/500W 	<p>ADP253</p> <ul style="list-style-type: none"> Intel Alder Lake-P, 6 core, 28W Max 32/64GB DDR4 9~36V VDC 1x 2.5GbE, 3x GbE LAN, 4x COM 	
<p>ADS310-R680E/Q670E</p> <ul style="list-style-type: none"> Intel Alder Lake-S, up to 16 Cores ECC support (On specific SKU) Intel R680E/Q670E, 4x DDR4 1x16, 3 x4 2 M.2 M & 1 M.2 Ekey 6 USB 3.2 Gen2, up to 4 GbELAN 8-Bit DIO 	<p>ADS630-R680E/Q670E</p> <ul style="list-style-type: none"> Intel Alder Lake-S, up to 16 Cores ECC support (On specific SKU) Intel R680E/Q670E, 4x DDR4 1x16, 4 x4, 2 PCI 2 M.2 M & 1 M.2 Ekey 6 USB 3.2 Gen2, up to 4 GbELAN 8-Bit DIO 	<p>ADP553</p> <ul style="list-style-type: none"> Intel Alder Lake-P, 6 core 12~15W, 20~28W CPU option Max 32GB DDR4/DDR5(TBC) 9~36VDC, fanless   	
<p>ADS101/103</p> <ul style="list-style-type: none"> Intel Alder Lake-S, up to 8 core /24threads Intel R689E/Q670E/H610E SO-DIMM DDR4/DDR5(TBD) 12V/Widervoltage Power in PCIe x16 slot 	<p>ADP171/173</p> <ul style="list-style-type: none"> Intel Alder Lake-S Planning   	<p>ADP968</p> <ul style="list-style-type: none"> Intel Alder Lake-P platform 4-ch SO-DIMM DDR4 4 independent Display Wide Voltage input 8.5V~20V Type 6, R3.1  	<p>ADP9A2</p> <ul style="list-style-type: none"> Intel Alder Lake-P platform IB ECC LPDDR4 onboard up to 16GB 4 independent Display Support SSD up to 1TB, dTPM Type 6, R3.1  

Last But Not The Least...



DFI EC70A-TGU Fanless Robust
Embedded System Based on 11th Gen
Intel® Core™ Processors

Flexible I/O Configuration



ECI Ready



Call To Action

- For Intel-related queries, please reach out to:
Email: insidesaleslmapac@intel.com
- For Partner-related queries:
Email: inquiry@dfi.com
Sales and Quotation: <https://www.dfi.com/contact/sales>



The background features a complex, abstract pattern of glowing, overlapping lines in shades of blue, purple, and orange. These lines create a sense of depth and movement, resembling a digital or fiber-optic network. A semi-transparent teal rectangle is positioned on the left side of the frame, containing the text.

Thank you
for watching!

Intel Legal Notice and Disclaimer

Intel technologies may require enabled hardware, software or service activation.

No product or component can be absolutely secure.

Your costs and results may vary.

Code names are used by Intel to identify products, technologies, or services that are in development and not publicly available. These are not "commercial" names and not intended to function as trademarks.

Intel is committed to respecting human rights and avoiding complicity in human rights abuses. See Intel's [Global Human Rights Principles](#). Intel's products and software are intended only to be used in applications that do not cause or contribute to a violation of an internationally recognized human right.

© Intel Corporation. Intel, the Intel logo, and other Intel marks are trademarks of Intel Corporation or its subsidiaries. Other names and brands may be claimed as the property of others.