



Intel® Server System S9200WK

Configuration Guide

A reference document to identify available accessories and spare parts associated with the Intel® Server System S9200WK product family.

Rev. 2.6

May 2022



S9200WK

<Blank page>

Document Revision History

Date	Revision	Changes
July 2019	1.0	Initial release.
November 2019	1.1	Added appendix: Tested memory, Drives, Operating System and Adapters.
November 2019	1.2	Updated information of "Memory Support" in Section 1.1.2.
December 2019	1.3	Added information on Intel® Compute Module S9232WK1HAC and mixed compute module configurations.
January 2020	1.4	Updated table 16 "Tested Memory".
January 2020	1.5	Added Information on Intel® Server Chassis FC2HAC21W3. Updated information of processor included on Table 6. Intel® Compute Module S9232WK1HAC product specifications.
September 2020	1.6	Added Information on Intel® Server Chassis FC2HAC21W2.
October 2020	1.7	Updated table 18 "Tested Memory".
March 2021	1.8	Updated table "Tested Drives". Added Notice for "Tested Drives". Updated table "Tested Memory". Fixed link on page 8. Minor Changes Throughout For Clarity.
May 2021	1.9	Updated table "Tested Drives". Updated table "Operating Systems". Added "Disclaimer" on pages for "Hardware and Operating Systems".
July 2021	2.0	Corrected Micron model 7300 PRO/MAX Part numbers that start with "MTFDHBAxxx.xxxx" in the table "Tested Drives".
August 2021	2.1	Corrected Model series number in the table "Tested Drives".
October 2021	2.2	Added the spare kit 2.5" Tool Less Hot Swap Drive Carrier FXX25HSCAR3. Removed as included item "Tool less Hot Swap Drive Carrier" from the spare kit FSSWK2URISER.
January 2022	2.3	Updated table "Tested Memory".
March 2022	2.4	Removed Micron M.2 drives model 7300 PRO within the part number "-1A" from the table "Tested Drives".
April 2022	2.5	Updated the Minimum Order Quantity from 1 to 4 for the spare FXXWKLCDMCLP.
May 2022	2.6	Updated the Minimum Order Quantity from 4 to 1 for the spare FXXWKLCDMCLP. Minor language and format edits throughout the document.

Disclaimers

Intel technologies' features and benefits depend on system configuration and may require enabled hardware, software, or service activation. Performance varies depending on system configuration. No computer system can be absolutely secure. Check with your system manufacturer or retailer or learn more at intel.com.

You may not use or facilitate the use of this document in connection with any infringement or other legal analysis concerning Intel products described herein. You agree to grant Intel a non-exclusive, royalty-free license to any patent claim thereafter drafted which includes subject matter disclosed herein.

No license (express or implied, by estoppel or otherwise) to any intellectual property rights is granted by this document.

The products described may contain design defects or errors known as errata, which may cause the product to deviate from published specifications. Current characterized errata are available on request.

Intel disclaims all express and implied warranties, including without limitation, the implied warranties of merchantability, fitness for a particular purpose, and non-infringement, as well as any warranty arising from course of performance, course of dealing, or usage in trade.

Copies of documents that have an order number and are referenced in this document may be obtained by calling 1-800-548-4725 or by visiting www.intel.com/design/literature.htm.

Intel, the Intel logo, and Xeon are trademarks of Intel Corporation or its subsidiaries in the U.S. and/or other countries.

*Other names and brands may be claimed as the property of others.

© Intel Corporation

Table of Contents

1. Intel Server Family Overview	8
1.1 Configuration Overview.....	8
1.1.1 Processor Support.....	9
1.1.2 Memory Support.....	9
1.2 Additional Information and Software.....	10
1.3 Intel® Server System S9200WK Feature Overview.....	11
1.4 Intel® Compute Module S9200WK Product Family Feature Overview.....	13
2. Server System Configuration	17
2.1 Intel® Server System S9200WK Product Family Compute Module Options.....	18
2.2 Intel® Server Chassis FC2000 Product Family Options.....	22
3. Accessory Options	25
3.1 Rack and Cabinet Mount Kits.....	25
3.2 Miscellaneous Accessory Options.....	25
4. Spare and Replacement Parts (FRUs)	27
Appendix A. Tested Hardware and Operating Systems	33
Appendix B. Glossary	44

List of Figures

Figure 1. Intel® Server System S9200WK product family overview.....	8
Figure 2. Compute module identification – systems with four 1U compute modules	11
Figure 3. Compute module identification – systems with two 2U compute modules	11
Figure 4. Compute module identification – mixed configuration systems (two 1U and one 2U compute modules).....	12
Figure 5 Liquid cooled system back view	12
Figure 6. Air cooled system back view	13
Figure 7. 1U liquid cooled and air-cooled compute modules feature overview.....	13
Figure 8. 1U compute module front features.....	14
Figure 9. 2U liquid cooled and air-cooled compute module feature overview	14
Figure 10. 2U compute module front features.....	15
Figure 11. Front control panel features.....	15
Figure 12. I/O breakout cable connector identification.....	16

List of Tables

Table 1. Supported processors.....	9
Table 2. Product family reference collaterals	10
Table 3. Intel® Compute Module S9256WK1HLC product specifications.....	18
Table 4. Intel® Compute Module S9248WK1HLC product specifications.....	18
Table 5. Intel® Compute Module S9232WK1HLC product specifications.....	19
Table 6. Intel® Compute Module S9232WK1HAC product specifications	19
Table 7. Intel® Compute Module S9248WK2HLC product specifications.....	20
Table 8. Intel® Compute Module S9232WK2HLC product specifications.....	20
Table 9. Intel® Compute Module S9248WK2HAC product specifications.....	21
Table 10. Intel® Compute Module S9232WK2HAC product specifications	21
Table 11. Intel® Server Chassis FC2HAC21W3 product specifications	22
Table 12. Intel® Server Chassis FC2HAC21W2 product specifications	23
Table 13. Intel® Server Chassis FC2HAC16W3 product specifications	23
Table 14. Intel® Server Chassis FC2HLC21W3 product specifications.....	24
Table 15. Rail kit option.....	25
Table 16. Miscellaneous accessory options.....	25
Table 17. Spare and replacement parts	27
Table 18. Tested memory.....	33
Table 19. Tested adapters and peripherals	35
Table 20. Tested drives	37
Table 21. Tested operating systems.....	43

1. Intel Server Family Overview

This document provides a catalog of available Intel compute modules, chassis, accessories, and spares in the Intel® Server System S9200WK product family.

Important: This document is a guide to the systems and components available in the Intel® Server System 9200WK product family. To order fully configured systems, go to orderconfigurator.intel.com (Intel NDA required) or contact your Intel field sales representative. Integrating systems from separate spare components is not supported.

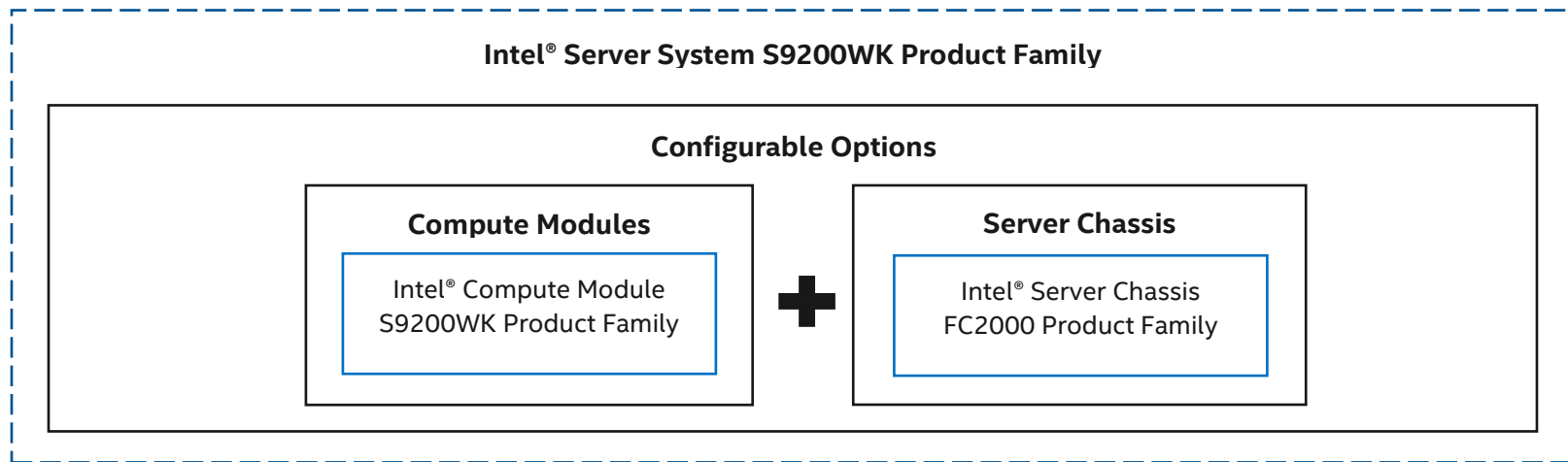


Figure 1. Intel® Server System S9200WK product family overview

1.1 Configuration Overview

Each system within the Intel® Server System S9200WK product family includes compute modules that are pre-configured and independent, allowing for power-on ready installation. The Intel® Server System 9200WK product family offers options to support liquid-cooled and air-cooled configurations. All systems within the Intel® Server System S9200WK product family are fully configured with 1U or 2U compute modules.

The high-performance, density-optimized Intel® Server System S9200WK product family is composed of two major components:

- **Intel® Compute Module S9200WK product family** – A family of density optimized 1U and 2U compute modules integrated with server board, I/O, and cooling components.
- **Intel® Server Chassis FC2000 product family** – A family of 2U rack mount server chassis designed to support Intel® Server System S9200WK compute modules.

1.1.1 Processor Support

The Intel® Server System S9200WK product family supports the Intel® Xeon® Platinum 9200 processor as identified in Table 1.

Table 1. Supported processors

Feature	9282 Platinum	9242 Platinum	9222 Platinum	9221 Platinum
Thermal Design Power	400 W	350 W	250 W	250 W
# of Intel® UPI links	4	4	4	4
Intel® UPI speed	10.4 GT/s	10.4 GT/s	10.4 GT/s	10.4 GT/s
Supported topologies	2S-4UPI	2S-4UPI	2S-4UPI	2S-4UPI
Node controller support	Yes	Yes	Yes	Yes
# of memory channels	12	12	12	12
Max DDR4 speed (1 DPC)	2933 MT/s	2933 MT/s	2933 MT/s	2933 MT/s
Memory capacity	1.5 TB	1.5 TB	1.5 TB	1.5 TB
RAS capability	Advanced	Advanced	Advanced	Advanced
Intel® Turbo Boost Technology	Yes	Yes	Yes	Yes
Intel® Hyper-Threading Technology	Yes	Yes	Yes	Yes
Intel® AVX-512 ISA support	Yes	Yes	Yes	Yes
Intel® AVX-512 - # of 512b FMA units	2	2	2	2
Intel® AVX-512 VNNI	Yes	Yes	Yes	Yes
# of PCIe* lanes	128	128	128	128

Note: The number of available PCIe* lanes for use with PCIe add-in cards and storage may be different.

1.1.2 Memory Support

The Intel® Server System S9200WK supports the following:

- DDR4 DIMMs only
- Error Correction Code (ECC) enabled Registered DIMMs (RDIMMs) or Load-Reduced DIMMs (LRDIMMs) only
- RDIMMs and LRDIMMs with thermal sensor on-DIMM (TSOD) only
- RDIMM sizes of 8 GB, 16 GB, and 32 GB
- LRDIMM sizes of 64 GB and 128 GB
- DIMMs organized as Single Rank (SR), Dual Rank (DR), Quad Rank (QR), or Oct Rank (OR)

1.2 Additional Information and Software

For additional information about this family of products or any of their supported accessories, refer to the following resources available at <http://www.intel.com/support>.

Table 2. Product family reference collaterals

For this information or software	Use this document or software
For in-depth technical information about this product family	<i>Intel® Server System S9200WK Product Family Technical Product Specification</i> <i>Intel® Remote Management Module 4 (Intel® RMM4) and BMC Embedded Web Console User Guide</i> <i>Intel® Remote Management Module 4 Technical Product Specification</i> <i>Intel® Server System BIOS Setup Utility Guide</i> <i>Intel® Server Platform Specification Update</i>
For system integration and service instructions	<i>Intel® Server System S9200WK Product Family Setup and Service Guide</i>
For server configuration guidance and compatibility	Intel® Data Center Blocks Configurator (orderconfigurator.intel.com)
For system firmware updates, onboard device drivers, and software	Download Center (https://downloadcenter.intel.com/search?keyword=S9200WK)
For system power budget guidance	Intel® Server System S9200WK Product Family Power Budget and Thermal Configuration Tool
For a complete list of supported processors, memory, add-in cards, and peripherals	Intel® Server System S9200WK Product Family support site https://www.intel.com/content/www/us/en/support/products/192334/server-products/server-systems/intel-server-system-s9200wk-family.html
Product warranty Information	Warranty Terms and Conditions (https://www.intel.com/content/www/us/en/support/services/000005886.html)
Safety and Regulatory Compliance Information	<i>Intel® Server System S9200WK Product Family Technical Product Specification</i>

1.3 Intel® Server System S9200WK Feature Overview

The Intel® Server System S9200WK product family supports liquid- and air-cooled configurations, and 1U and 2U compute modules.

The following illustrations are a quick reference to the features on both cooling configurations, as well as the different compute module configurations.



Figure 2. Compute module identification – systems with four 1U compute modules




Figure 3. Compute module identification – systems with two 2U compute modules




Figure 4. Compute module identification – mixed configuration systems (two 1U and one 2U compute modules)

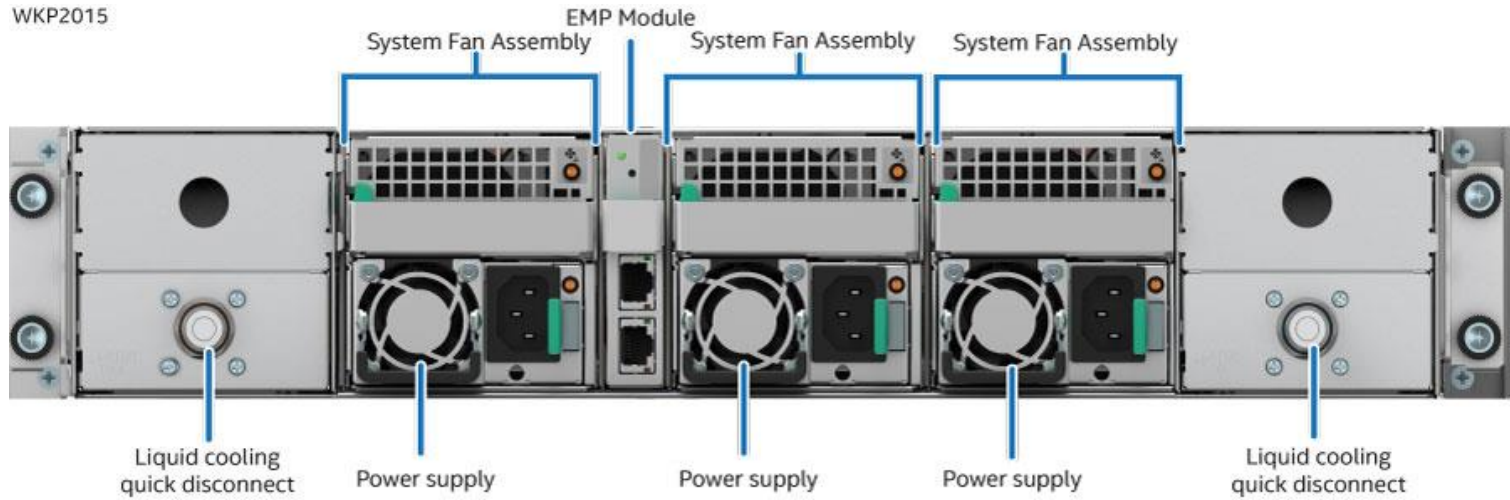


Figure 5 Liquid cooled system back view

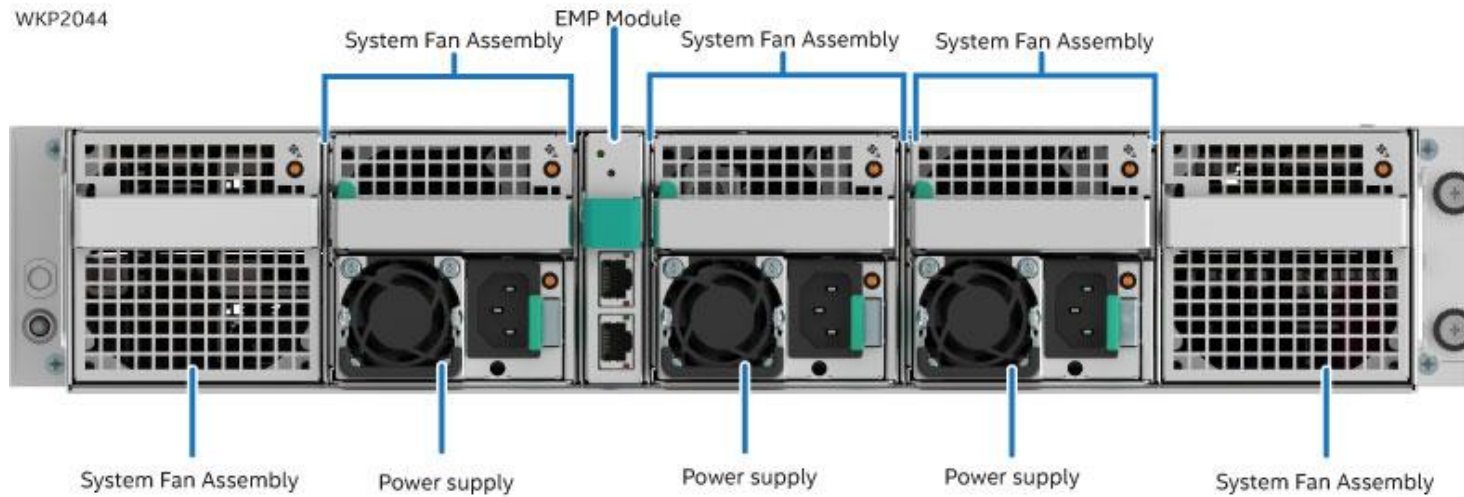


Figure 6. Air cooled system back view

1.4 Intel® Compute Module S9200WK Product Family Feature Overview

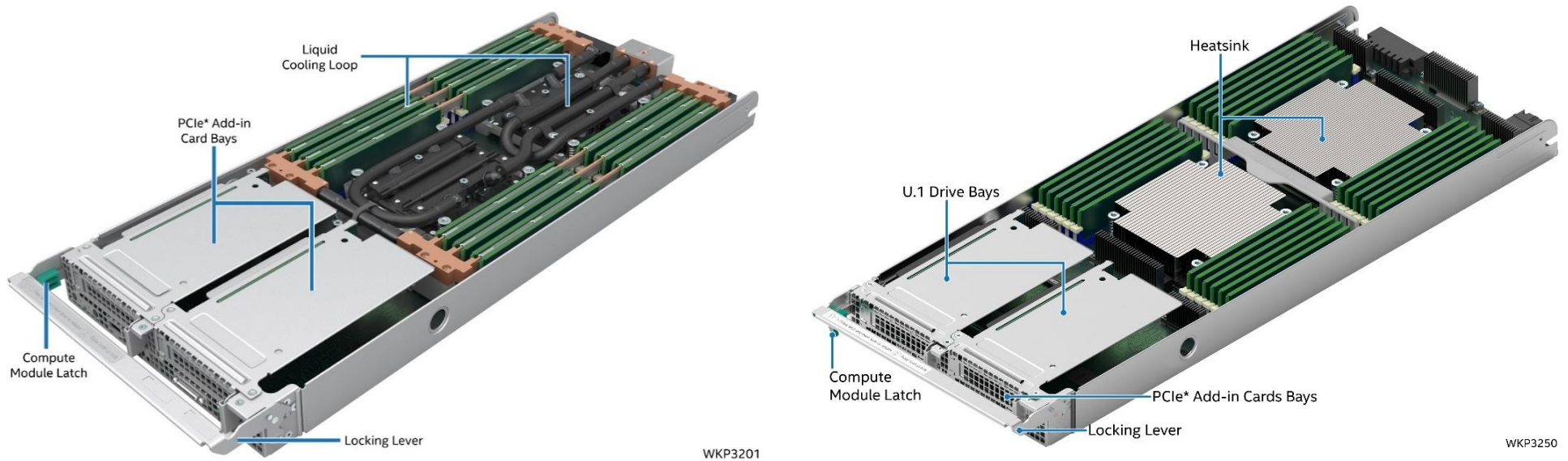


Figure 7. 1U liquid cooled and air-cooled compute modules feature overview

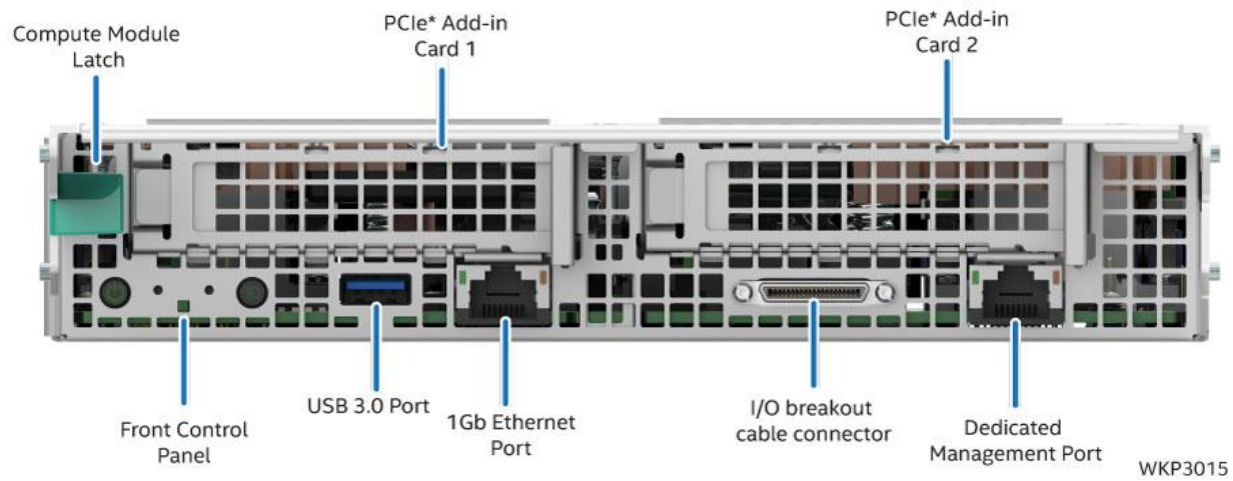


Figure 8. 1U compute module front features

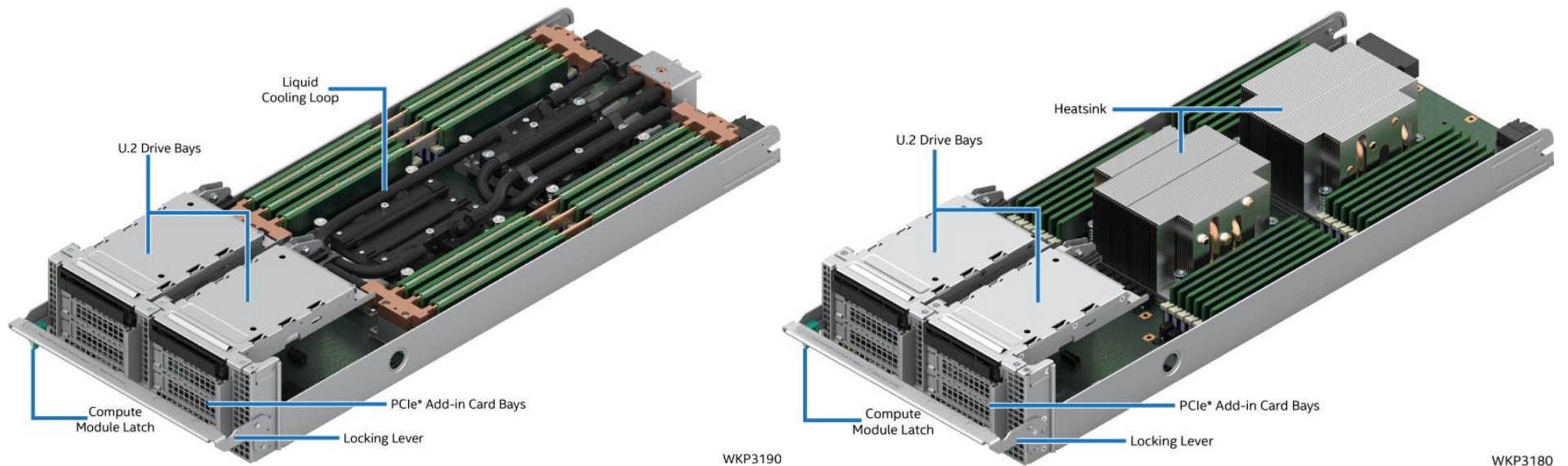
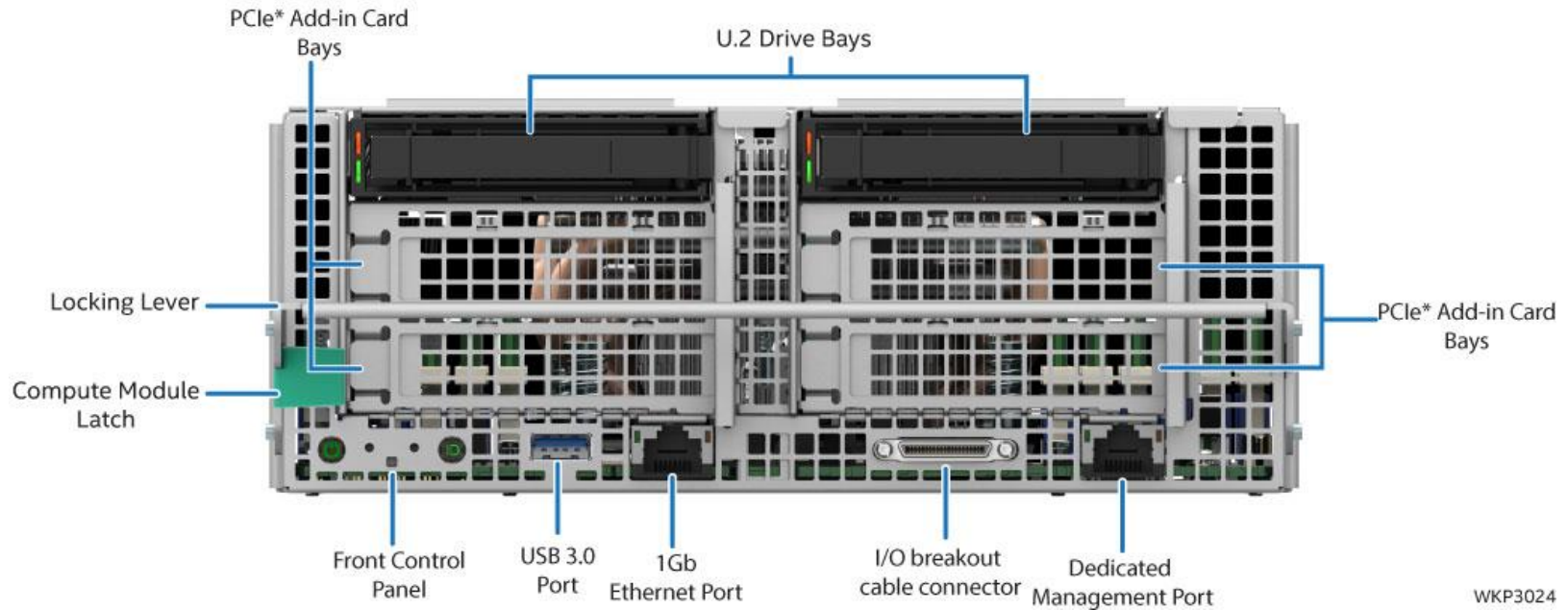
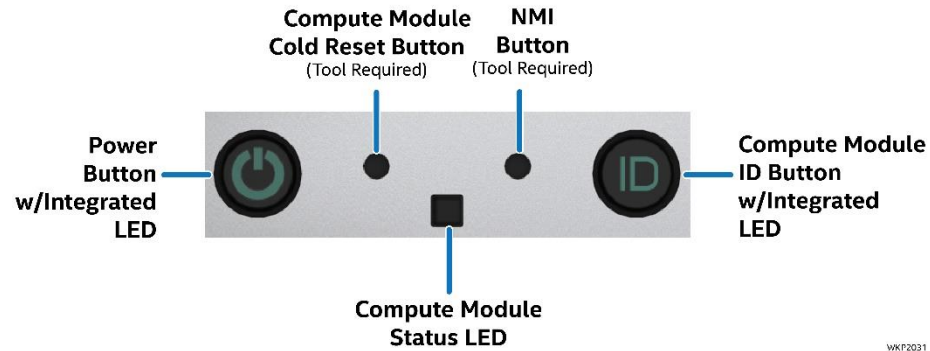


Figure 9. 2U liquid cooled and air-cooled compute module feature overview



WKP3024

Figure 10. 2U compute module front features



WKP2031

Figure 11. Front control panel features




Figure 12. I/O breakout cable connector identification

2. Server System Configuration

Important: The ordering information in this section is for spares ordering only. Integrating systems from separate spare components are not supported. To order fully configured systems, go to orderconfigurator.intel.com (Intel NDA required) or contact your Intel field sales representative.

Each server system within the Intel® Server System S9200WK product family includes compute modules, power supplies, cooling components, riser cards, and rack mounting accessories. Configurable options for the compute modules include memory, storage, and network components. At a minimum, a base functional server system requires the following:

- Intel® Server System S9200WK Compute Module option
- Liquid or air cooled 2U chassis from the Intel® Server Chassis FC2000 family
- Memory
- Storage devices

Optional Intel accessories include the following:

- Intel® Omni-Path Host Fabric Interface (Intel® OP HFI) adapter
- Intel® Remote Management Module 4 Lite (Intel® RMM4 Lite) key to add advanced server management features
- NVMe* Intel® Virtual RAID on CPU (Intel® VROC) activation key

Note: Mixing compute modules in one chassis is supported only if the modules are the same cooling type. The supported mixed configuration is one 2U compute module and two 1U compute module.

See Chapter 3 for all available accessory options.

2.1 Intel® Server System S9200WK Product Family Compute Module Options

The product tables found in this section provide order code information and detailed descriptions for each available compute module spare option. The parts listed as included are ship along components in the product BOM.

For optional accessories, see Chapter 3.

Table 3. Intel® Compute Module S9256WK1HLC product specifications


Intel® Compute Module S9256WK1HLC 1U half-width compute module, liquid-cooled, 56C processor			
	iPC S9256WK1HLC MM# 999D9P UPC 00735858425889 EAN 5032037168083 MOQ 1	Product type Compute module spare Form Factor Density-optimized 1U Packaged gross wt. 16.57 lbs. (7.51 kg) Un-packaged net wt. 13.88 lbs. (6.3 kg) Dimensions 591.4 x 216 x 39.4 mm (L x W x H)	
	Included: (1) – 1U compute module tray (1) – Compute module board (1) – Liquid cooling loop kit (2) – Intel® Xeon® Platinum 9282 processor (2) – 1U riser assembly		

Table 4. Intel® Compute Module S9248WK1HLC product specifications


Intel® Compute Module S9248WK1HLC 1U half-width compute module, liquid-cooled, 48C processor			
	iPC S9248WK1HLC MM# 999D9T UPC 00735858425896 EAN 5032037168090 MOQ 1	Product type Compute module spare Form Factor Density-optimized 1U Packaged gross wt. 16.57 lbs. (7.51 kg) Un-packaged net wt. 13.88 lbs. (6.3 kg) Dimensions 591.4 x 216 x 39.4 mm (L x W x H)	
	Included: (1) – 1U compute module tray (1) – Compute module board (1) – Liquid cooling loop kit (2) – Intel® Xeon® Platinum 9242 processor (2) – 1U riser assembly		

Table 5. Intel® Compute Module S9232WK1HLC product specifications


Intel® Compute Module S9232WK1HLC 1U half-width compute module, liquid-cooled, 32C processor			
	iPC S9232WK1HLC MM# 999D9W UPC 00735858425902 EAN 5032037168106 MOQ 1	Product type Compute module spare Form Factor Density-optimized 1U Packaged gross wt. 16.57 lbs. (7.51 kg) Un-packaged net wt. 13.88 lbs. (6.3 kg) Dimensions 591.4 x 216 x 39.4 mm (L x W x H)	
	Included: (1) – 1U compute module tray (1) – Compute module board (1) – Liquid cooling loop kit (2) – Intel® Xeon® Platinum 9222 processor (2) – 1U riser assembly		

Table 6. Intel® Compute Module S9232WK1HAC product specifications


Intel® Compute Module S9232WK1HAC 1U half-width compute module, air-cooled, 32C processor			
	iPC S9232WK1HAC MM# 999MVJ UPC 00735858433389 EAN 5032037175333 MOQ 1	Product type Compute module spare Form Factor Density-optimized 1U Packaged gross wt. 12.98 lbs. (5.89 kg) Un-packaged net wt. 10.33 lbs. (4.69 kg) Dimensions 591.4 x 216 x 39.4 mm (L x W x H)	
	Included: (1) – 1U compute module tray (1) – Compute module board (2) – Processor heat sinks (2) – Intel® Xeon® Platinum 9221 processor (2) – 1U riser assembly		

Table 7. Intel® Compute Module S9248WK2HLC product specifications


Intel® Compute Module S9248WK2HLC 2U half-width service module, liquid-cooled, 48C processor			
	iPC S9248WK2HLC MM# 999DA0 UPC 00735858425919 EAN 5032037168113 MOQ 1	Product type Compute module spare Form Factor Density-optimized 2U Packaged gross wt. 17.81 lbs. (8.07 kg) Un-packaged net wt. 14.84 lbs. (6.73 kg) Dimensions 591.4 x 216 x 81.7 mm (L x W x H)	
	Included: (1) – 2U service module tray (1) – Compute module board (1) – Liquid cooling loop kit (2) – Intel® Xeon® Platinum 9242 processor (2) – 2U riser assembly		

Table 8. Intel® Compute Module S9232WK2HLC product specifications


Intel® Compute Module S9232WK2HLC 2U Half-width service module, liquid-cooled, 32C processor			
	iPC S9232WK2HLC MM# 999DA1 UPC 00735858425926 EAN 5032037168120 MOQ 1	Product type Compute module spare Form Factor Density-optimized 2U Packaged gross wt. 17.81 lbs. (8.07 kg) Un-packaged net wt. 14.84 lbs. (6.73 kg) Dimensions 591.4 x 216 x 81.7 mm (L x W x H)	
	Included: (1) – 2U service module tray (1) – Compute module board (1) – Liquid cooling loop kit (2) – Intel® Xeon® Platinum 9222 processor (2) – 2U riser assembly		

Table 9. Intel® Compute Module S9248WK2HAC product specifications



Intel® Compute Module S9248WK2HAC 2U half-width service module, air-cooled, 48C processor			
	iPC S9248WK2HAC MM# 999DA4 UPC 00735858425933 EAN 5032037168137 MOQ 1	Product type Compute module spare Form Factor Density-optimized 2U Packaged gross wt. 15.1 lbs. (6.85 kg) Un-packaged net wt. 12.28 lbs. (5.57 kg) Dimensions 591.4 x 216 x 81.7 mm (L x W x H)	
	Included: (1) – 2U service module tray (1) – Compute module board (2) – Processor heat sink (2) – Intel® Xeon® Platinum 9242 processor (1) – Air duct (2) – 2U riser assembly		

Table 10. Intel® Compute Module S9232WK2HAC product specifications

Intel® Compute Module S9232WK2HAC 2U half-width service module, air-cooled, 32C processor			
	iPC S9232WK2HAC MM# 999DA6 UPC 00735858425940 EAN 5032037168144 MOQ 1	Product type Compute module spare Form Factor Density-optimized 2U Packaged gross wt. 15.1 lbs. (6.85 kg) Un-packaged net wt. 12.28 lbs. (5.57 kg) Dimensions 591.4 x 216 x 81.7 mm (L x W x H)	
	Included: (1) – 2U service module tray (1) – Compute module board (2) – Processor heat sink (2) – Intel® Xeon® Platinum 9221 processor (1) – Air duct (2) – 2U riser assembly		

2.2 Intel® Server Chassis FC2000 Product Family Options

The product tables found in this section provide order code information and detailed descriptions for each available chassis option. The parts listed as included are ship along components in the product BOM.

For optional accessories, see Chapter 3.

Note: Items identified with an iPC (Intel Product Code) are orderable building block options, accessories, or spare FRUs. In an effort to provide the complete product bill of materials, the ship along components list in each product table include items identified by description and by iPN (Intel Part Number). The iPN information is provided for reference only. These components are not orderable as spares or accessories.

Table 11. Intel® Server Chassis FC2HAC21W3 product specifications


Intel® Server Chassis FC2HAC21W3																									
Flexible 2U chassis with support for 1U or 2U compute modules, Air cooling configuration																									
	<table border="1"> <tr> <td>iPC</td> <td>FC2HAC21W3</td> <td>Product type</td> <td>Chassis spare</td> </tr> <tr> <td>MM#</td> <td>999MVK</td> <td>Chassis form factor</td> <td>2U rack mount</td> </tr> <tr> <td>UPC</td> <td>00735858431736</td> <td>Packaged gross wt.</td> <td>74.82 lbs. (33.94 kg)</td> </tr> <tr> <td>EAN</td> <td>5032037173728</td> <td>Un-packaged net wt.</td> <td>50.57 lbs. (22.94 kg)</td> </tr> <tr> <td>MOQ</td> <td>1</td> <td>Chassis dimensions</td> <td>865 x 441.8 x 86.8 mm (L x W x H)</td> </tr> <tr> <td></td> <td></td> <td>Package dimensions</td> <td>1192 x 758 x 317 mm (L x W x H)</td> </tr> </table>	iPC	FC2HAC21W3	Product type	Chassis spare	MM#	999MVK	Chassis form factor	2U rack mount	UPC	00735858431736	Packaged gross wt.	74.82 lbs. (33.94 kg)	EAN	5032037173728	Un-packaged net wt.	50.57 lbs. (22.94 kg)	MOQ	1	Chassis dimensions	865 x 441.8 x 86.8 mm (L x W x H)			Package dimensions	1192 x 758 x 317 mm (L x W x H)
	iPC	FC2HAC21W3	Product type	Chassis spare																					
MM#	999MVK	Chassis form factor	2U rack mount																						
UPC	00735858431736	Packaged gross wt.	74.82 lbs. (33.94 kg)																						
EAN	5032037173728	Un-packaged net wt.	50.57 lbs. (22.94 kg)																						
MOQ	1	Chassis dimensions	865 x 441.8 x 86.8 mm (L x W x H)																						
		Package dimensions	1192 x 758 x 317 mm (L x W x H)																						
	<p>Included:</p> <ul style="list-style-type: none"> (1) – 2U chassis (3) – Fan assembly with integrated dual rotor 60mm fan – iPC FCXX60MMFAN (2) – Fan assembly with integrated dual rotor 80mm fan – iPC FCXX80MMFAN (1) – Power distribution board assembly – iPC FCXXPDBASSMBL (3) – 2100 W 80 PLUS* Titanium power supply units – iPC FCXX2100CRPS (1) – Tool less rack rail mount kit – iPN K36080-XXX (1) – EMP module filler 																								

Table 12. Intel® Server Chassis FC2HAC21W2 product specifications


Intel® Server Chassis FC2HAC21W2 Flexible 2U chassis with support only 2U compute modules Air cooling configuration			
	iPC FC2HAC21W2 MM# 99ACAN UPC 00735858473132 EAN 5032037211147 MOQ 1	Product type Chassis spare Chassis form factor 2U rack mount Packaged gross wt. 74.82 lbs. (33.94 kg) Un-packaged net wt. 50.57 lbs. (22.94 kg) Chassis dimensions 865 x 441.8 x 86.8 mm (L x W x H) Package dimensions 1192 x 758 x 317 mm (L x W x H)	
	Notice: this server chassis only supports Intel® Compute Module S9232WK2HAC (2U air cooling with processors of 32 cores).		
Included: (1) – 2U chassis (3) – Fan assembly with integrated dual rotor 60mm fan – iPC FCXX60MMFAN (2) – Fan assembly with integrated dual rotor 80mm fan – iPC FCXX80MMFAN (1) – Power distribution board assembly – iPC FCXXPDBASSMBL (2) – 2100 W 80 PLUS* Titanium power supply units – iPC FCXX2100CRPS (1) – Filler blank (1) – Tool less rack rail mount kit – iPN K36080-XXX (1) – EMP module filler			

Table 13. Intel® Server Chassis FC2HAC16W3 product specifications



Intel® Server Chassis FC2HAC16W3 Flexible 2U chassis with support for 1U or 2U compute modules, air cooling configuration			
	iPC FC2HAC16W3 MM# 999D40 UPC 00735858425964 EAN 5032037168168 MOQ 1	Product type Chassis spare Chassis form factor 2U rack mount Packaged gross wt. 74.82 lbs. (33.94 kg) Un-packaged net wt. 50.57 lbs. (22.94 kg) Chassis dimensions 865 x 441.8 x 86.8 mm (L x W x H) Package dimensions 1192 x 758 x 317 mm (L x W x H)	
	Included: (1) – 2U chassis (3) – Fan assembly with integrated dual rotor 60mm fan – iPC FCXX60MMFAN (2) – Fan assembly with integrated dual rotor 80mm fan – iPC FCXX80MMFAN (1) – Power distribution board assembly – iPC FCXXPDBASSMBL (3) – 1600 W 80 PLUS* Titanium power supply units – iPC AXX1600TCRPS (1) – Tool less rack rail mount kit – iPN K36080-XXX (1) – EMP module filler		

Table 14. Intel® Server Chassis FC2HLC21W3 product specifications


Intel® Server Chassis FC2HLC21W3 Flexible 2U chassis with support for 1U or 2U compute modules, liquid cooling configuration			
 <p>1WXP7D90</p>	iPC FC2HLC21W3 MM# 999D3Z UPC 00735858425957 EAN 5032037168151 MOQ 1	Product type Chassis spare Chassis form factor 2U rack mount Packaged gross wt. 66.49 lbs. (30.16 kg) Un-packaged net wt. 42.24 lbs. (19.16 kg) Chassis dimensions 865 x 441.8 x 86.8 mm (L x W x H) Package dimensions 1192 x 758 x 317 mm (L x W x H)	
	Included: (1) – 2U chassis (1) – Chassis plumbing assembly kit – iPC FCXXLCMANFLD (2) – Liquid cooling quick disconnect filler (3) – Fan assembly with integrated dual rotor 60mm fan – iPC FCXX60MMFAN (1) – Power distribution board assembly – iPC FCXXPDBASSMBL (3) – 2100 W 80 PLUS* Platinum power supply units – iPC FCXX2100CRPS (1) – Tool less rack rail mount kit – iPN K36080-XXX (1) – EMP module filler		

3. Accessory Options

The following sections identify available accessory kits supported within the Intel® Server System S9200WK product family.

3.1 Rack and Cabinet Mount Kits

Table 15. Rail kit option

Image	Details	Description
	<p>Fixed Rail Kit</p> <p>iPC FCXXRAILKIT MM# 999D4J UPC 00735858425971 EAN 5032037168175 MOQ 1</p> <p>Product type Spare FRU</p>	<ul style="list-style-type: none"> • Maximum supported weight: 330 lbs. (150kg) • Tool-less chassis attach

3.2 Miscellaneous Accessory Options

Table 16. Miscellaneous accessory options







Image	Details	Description
	<p>I/O breakout cable</p> <p>iPC AXXCNNNTDBG MM# 999D47 UPC 00735858424349 EAN 5032037166638 MOQ 1</p> <p>Product type Accessory kit</p>	<p>I/O breakout cable connector kit</p> <p>Supports the following ports:</p> <ul style="list-style-type: none"> • (1) serial port • (1) video port • (2) USB 2.0 ports
	<p>Ethernet Management Port Module</p> <p>iPC AXXFCEMP MM# 999D48 UPC 00735858425988 EAN 5032037168182 MOQ 1</p> <p>Product type Accessory kit</p>	<p>Ethernet management port (EMP) module accessory kit.</p> <ul style="list-style-type: none"> • Offers two RJ45 ports for management of compute modules and system over 1 Gbps Ethernet • Port forwarding • Hot-swappable • Access to all present BMCs in the system with only one RJ45 cable • Daisy-chain capability to access multiple systems with one Ethernet connection

Image	Details	Description
	<p>1U Compute Module Blank</p> <p>iPC AXXFC1UBLANK MM# 999D49 UPC 00735858425995 EAN 5032037168199 MOQ 1</p> <p>Product type Accessory kit</p>	<p>1U compute module blank for the Intel® Server Chassis FC200 product family.</p>
	<p>Intel® Virtual RAID on CPU (Intel® VROC) - Standard Model Key</p> <p>iPC VROCSTANMOD MM# 951605 UPC 00735858337243 EAN 5032037100007 MOQ 5</p> <p>Product type Accessory kit</p>	<p>Activation key to support Intel and non-Intel NVMe SSDs and enable RAID (0, 1, 10) functionality.</p>
	<p>Intel® Remote Management Module 4 Lite Activation Key</p> <p>iPC AXXRMM4LITE2 MM# 946514 UPC 00735858307413 EAN 5032037080750 MOQ 1</p> <p>Product type Accessory kit</p>	<p>Installation of this activation key on to the server board enables support for the following advanced server management features:</p> <ul style="list-style-type: none"> • Integrated KVM • Media redirection <p>See the <i>Intel® Remote Management Module 4 and Integrated Web Console User Guide</i> for more information.</p>
	<p>Intel® Omni-Path Host Fabric Interface Adapter 100 series</p> <p>iPC 100HFA016LS MM# 948159 UPC 00735858313445 EAN 5032037084970 MOQ 1</p> <p>Product type Accessory kit</p>	<p>Intel® Omni-Path Host Fabric Interface (Intel® OP HFI) adapter with one QSFP28 port. Interfaces:</p> <ul style="list-style-type: none"> • QSFP28 quad small form factor pluggable passive copper. • Optical transceivers • Active optical cables <p>Includes full height and low profile brackets.</p>

4. Spare and Replacement Parts (FRUs)

System integrators and distributors may choose to hold additional stock of individual system components. Intel makes available the following spare and replacement parts (FRUs) compatible with the specified Intel server family.

Table 17. Spare and replacement parts



Image	Details	Description
	<p>1U PCIe* x16 Riser Card for Low-Profile PCIe* Card and M.2 Device</p> <p>iPC FXXWK1URISER MM# 999D41 UPC 00735858424288 EAN 5032037166577 MOQ 1</p> <p>Product type Spare FRU</p>	<p>Riser card option for 1U compute modules.</p> <p>Support for low-profile PCIe add-in card on the right side and one SATA/PCIe 80/110 mm M.2 device on the left side.</p> <p>Kit includes:</p> <ul style="list-style-type: none"> • 1U riser card – (No. 1) • 1U riser card bracket – (No. 2) • M.2 SSD heat sink – (No. 3)
	<p>2U PCIe* x16 Riser Card for Low-Profile PCIe* Card and M.2 Device</p> <p>iPC FXXWK2URISER MM# 999D42 UPC 00735858347914 EAN 5032037107198 MOQ 1</p> <p>Product type Spare FRU</p>	<p>Riser card option for 2U compute modules.</p> <p>Support for (2) low-profile PCIe add-in cards and (1) PCIe NVMe SSD on the right side, and one SATA/PCIe 80/110 mm M.2 device on the left side.</p> <p>Kit includes:</p> <ul style="list-style-type: none"> • 2U riser card – (No. 1) • 2U riser card bracket – (No. 2) • U.2 PCIe NVMe SSD adapter card – (No. 3) • M.2 SSD heat sink – (No. 4) <p>Notice: Spare kit 2.5" Tool Less Hot Swap Drive Carrier is not included, if needed it can be order separately.</p>




Image	Details	Description
 <p data-bbox="128 553 180 565">WKP4690</p>	<p data-bbox="657 164 877 188">Spare 2U Heat Sink</p> <p data-bbox="657 207 1058 358"> iPC FXXWKHS MM# 999D43 UPC 00735858424356 EAN 5032037166645 MOQ 1 </p> <p data-bbox="657 391 972 415">Product type Spare FRU</p>	<p data-bbox="1161 175 1633 199">Standard heat sink. For 2U service modules.</p>
 <p data-bbox="583 911 625 922">WKP1150</p>	<p data-bbox="657 581 940 605">Spare 1U Front Heat Sink</p> <p data-bbox="657 625 1058 776"> iPC FXXWK1UHSF MM# 999MVL UPC 00735858443609 EAN 5032037184892 MOQ 1 </p> <p data-bbox="657 808 972 833">Product type Spare FRU</p>	<p data-bbox="1161 592 1780 617">Standard heat sink for 1U service modules, front position.</p>
 <p data-bbox="583 1276 625 1287">WKT1130</p>	<p data-bbox="657 938 940 963">Spare 1U Front Heat Sink</p> <p data-bbox="657 982 1058 1133"> iPC FXXWK1UHSB MM# 999MVM UPC 00735858443616 EAN 5032037184908 MOQ 1 </p> <p data-bbox="657 1166 972 1190">Product type Spare FRU</p>	<p data-bbox="1161 950 1770 974">Standard heat sink for 1U service modules, rear position.</p>





Image	Details	Description
 <p>WKP4712</p>	<p>Liquid Cooling Loop Kit</p> <p>iPC FXXWKLCLP MM# 999D44 UPC 00735858424363 EAN 5032037166652 MOQ 1</p> <p>Product type Spare FRU</p>	<p>Liquid Cooling loop spare kit for 1U compute modules and 2U service modules.</p> <p>Kit includes:</p> <ul style="list-style-type: none"> • (1) liquid cooling loop • (2) Memory removal tools <p>Note: The liquid cooling loop is pre-charged with liquid coolant</p>
 <p>WKP4690</p>	<p>M.2 Heat sink</p> <p>iPC FXXWKM2HS MM# 999D45 UPC 00735858424370 EAN 5032037166669 MOQ 1</p> <p>Product type Spare FRU</p>	<p>M.2 Heat sink spare kit. Compatible with 1U and 2U riser.</p> <p>Kit includes:</p> <ul style="list-style-type: none"> • (1) M.2 heat sink • (1) Heat sink screw
 <p>WKP4910</p>	<p>Thermal Interface Material Spare Kit for Liquid Cooling Loop</p> <p>iPC FXXWKLCDMTM MM# 999L5N UPC 00735858426008 EAN 5032037168205 MOQ 1</p> <p>Product type Spare FRU</p>	<p>Thermal interface material spare kit. To be installed in memory cooling assemblies in the liquid cooling loop. Kit includes 4 pieces.</p>
 <p>WKP4050</p>	<p>2100 W Common Redundant Power Supply</p> <p>iPC FCXX2100CRPS MM# 999D4L UPC 00735858424592 EAN 5032037166829 MOQ 1</p> <p>Product type Spare FRU</p>	<p>2100 W AC common redundant power supply, 80 PLUS* Platinum efficiency.</p>




Image	Details	Description
 <p>WKP4050</p>	<p>1600 W Common Redundant Power Supply</p> <p>iPC AXX1600TCRPS MM# 999CJR UPC 00735858407038 EAN 5032037151245 MOQ 1</p> <p>Product type Spare FRU</p>	<p>1600 W AC common redundant power supply, 80 PLUS* Titanium efficiency.</p>
 <p>WKP4430</p>	<p>Spare Fan Assembly with Integrated Dual Rotor 60 mm Fan</p> <p>iPC FCXX60MMFAN MM# 999D4A UPC 00735858426015 EAN 5032037168212 MOQ 1</p> <p>Product type Spare FRU</p>	<p>Fan assembly with integrated dual rotor 60 mm fan.</p>
 <p>WKP4740</p>	<p>Spare Fan Assembly with Integrated Dual Rotor 80 mm Fan</p> <p>iPC FCXX80MMFAN MM# 999D4C UPC 00735858426022 EAN 5032037168229 MOQ 1</p> <p>Product type Spare FRU</p>	<p>Fan assembly with integrated dual rotor 80 mm fan.</p>



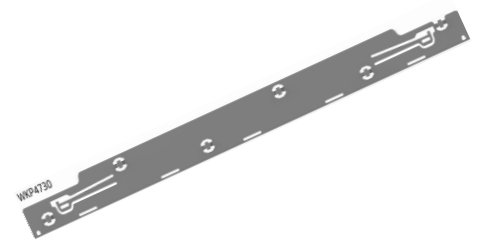


Image	Details	Description
 <p>WKP4750</p>	<p>Chassis Plumbing Connections Spare Kit</p> <p>iPC FCXXLCMANFLD MM# 999D4F UPC 00735858426039 EAN 5032037168236 MOQ 1</p> <p>Product type Spare FRU</p>	<p>Chassis plumbing connections spare kit. The plumbing connections include two Staubli* SCG 06 quick connect couplings.</p> <p>Note: The kit is pre-charged with liquid coolant.</p>
 <p>WKP4690</p>	<p>Power Distribution Board Assembly</p> <p>iPC FCXXPDBASSMBL MM# 999D4G UPC 00735858424745 EAN 5032037166973 MOQ 1</p> <p>Product type Spare FRU</p>	<p>Power distribution board assembly spare kit.</p> <p>Kit includes:</p> <ul style="list-style-type: none"> • (1) power distribution board • (2) power mezzanine boards – (No. 1) • (2) management risers – (No. 2)
 <p>WKP4750</p>	<p>Internal Rail Spare Kit</p> <p>iPC FCXX1USPPRT MM# 999D4H UPC 00735858426053 EAN 5032037168250 MOQ 1</p> <p>Product type Spare FRU</p>	<p>Internal Rail spare kit for 1U compute modules.</p> <p>Kit includes 4 rails.</p>
 <p>WKP4870</p>	<p>DIMM Retention Clip</p> <p>iPC FXXWKLCDMCLP MM# 999D46 UPC 00735858426060 EAN 5032037168267 MOQ 1</p>	<p>DIMM retention clip spare for use with liquid cooled configurations.</p> <p>Note: DIMM retention clips are only required for configurations using DIMM capacities of 64 GB or above.</p>

Image	Details	Description
	<p>2.5" Tool Less Hot Swap Drive Carrier</p> <p>iPC FXX25HSCAR3 MM# 958244 UPC 00735858345668 EAN 5032037106153 MOQ 1</p> <p>Product type 1U/2U spare FRU</p>	<p>Spare 2.5" tool less drive hot swap carrier.</p>

Appendix A. Tested Hardware and Operating Systems

The following tables list the operating systems, memories, and drives that have completed and passed memory validation testing.

Disclaimer: The parts listed [above/below] have been validated by Intel for interoperability with server system(s) xyz(list).

Note: No regulatory compliance testing has been performed by Intel on the system resulting from the integration of the listed parts with the identified Intel server systems. Regulatory compliance of the system is the responsibility of the integrator.

Table 18. Tested memory

TYPE	Speed	Vendor	Size (GB)	Model Number	RDIMM/LRDIMM	Organization
DDR4	2933 MT/s	Crucial*	16	CT16G4RFD8293.18FE1	RDIMM	2RX8
DDR4	2933 MT/s	Crucial	16	CT16G4RFS4293.18FE1	RDIMM	1RX4
DDR4	2933 MT/s	Crucial	32	CT32G4RFD4293.36FE2	RDIMM	2Rx4
DDR4	2933 MT/s	Crucial	64	CT64G4LFQ4293.36DD1	LRDIMM	4Rx4
DDR4	2933 MT/s	Crucial	8	CT8G4RFS8293.9FE1	RDIMM	1Rx8
DDR4	2933 MT/s	SK Hynix*	16	HMA82GR7CJR8N-WMTG	RDIMM	2RX8
DDR4	2933 MT/s	SK Hynix	32	HMA84GR7CJR4N-WMT4	RDIMM	2Rx4
DDR4	2933 MT/s	Samsung*	64	M386A8K40CM2-CVF	LRDIMM	4Rx4
DDR4	2933 MT/s	Samsung	128	M386AAG40MMB-CVF	LRDIMM	4Rx5
DDR4	2933 MT/s	Samsung	16	M393A2K40CB2-CVF	RDIMM	1RX4
DDR4	2933 MT/s	Samsung	16	M393A2K40DB2-CVF	RDIMM	1RX4
DDR4	2933 MT/s	Samsung	16	M393A2K43CB2-CVF	RDIMM	2RX8
DDR4	2933 MT/s	Samsung	32	M393A4K40CB2-CVF	RDIMM	2Rx4
DDR4	2933 MT/s	Samsung	32	M393A4K40DB2-CVF	RDIMM	2Rx4
DDR4	2933 MT/s	Micron*	16	MTA18ASF2G72PDZ-2G9E1	RDIMM	2RX8
DDR4	2933 MT/s	Micron	16	MTA18ASF2G72PDZ-2G9J3	RDIMM	1Rx8
DDR4	2933 MT/s	Micron	16	MTA18ASF2G72PZ-2G9E1	RDIMM	1RX4
DDR4	2933 MT/s	Micron	16	MTA18ASF2G72PZ-2G9J3	RDIMM	2Rx4
DDR4	2933 MT/s	Micron	32	MTA36ASF4G72PZ-2G9E2	RDIMM	2Rx4
DDR4	2933 MT/s	Micron	32	MTA36ASF4G72PZ-2G9J3	RDIMM	2Rx4
DDR4	2933 MT/s	Micron	64	MTA72ASS8G72LZ-2G9D1	LRDIMM	4Rx4

Intel® Server System S9200WK Configuration Guide

TYPE	Speed	Vendor	Size (GB)	Model Number	RDIMM/LRDIMM	Organization
DDR4	2933 MT/s	Micron	8	MTA9ASF1G72PZ-2G9E1	RDIMM	1Rx8
DDR4	2933 MT/s	Micron	8	MTA9ASF1G72PZ-2G9J3	RDIMM	1Rx8
DDR4	3200 MT/s	Micron	16	MTA9ASF2G72PZ-3G2E1	RDIMM	1Rx8
DDR4	3200 MT/s	Micron	16	MTA18ASF2G72PZ-3G2J3	RDIMM	1RX4
DDR4	3200 MT/s	Micron	16	MTA18ASF2G72PDZ-3G2J3	RDIMM	2Rx8
DDR4	3200 MT/s	Micron	16	MTA18ASF2G72PDZ-3G2R1	RDIMM	2Rx8
DDR4	3200 MT/s	Micron	32	MTA36ASF4G72PZ-3G2E7	RDIMM	2Rx4
DDR4	3200 MT/s	Micron	128	MTA72ASS16G72LZ-3G2B3	LRDIMM	4Rx4
DDR4	3200 MT/s	Micron	16	MTA18ASF2G72PDZ-3G2E1VI	RDIMM	2Rx8
DDR4	3200 MT/s	Micron	32	MTA18ASF4G72PDZ-3G2E1UI	RDIMM	2Rx8
DDR4	3200 MT/s	Micron	32	MTA18ASF4G72PDZ-3G2B2	RDIMM	2Rx8
DDR4	3200 MT/s	Samsung	128	M386AAG40AM3-CWE	LRDIMM	4Rx4
DDR4	3200 MT/s	Samsung	32	M393A4K40DB3-CWE	RDIMM	2Rx4

Table 19. Tested adapters and peripherals

Disclaimer: The parts listed [above/below] have been validated by Intel for interoperability with server system(s) xyz(list).

Note: No regulatory compliance testing has been performed by Intel on the system resulting from the integration of the listed parts with the identified Intel server systems. Regulatory compliance of the system is the responsibility of the integrator.

Manufacturer	Order Code	Model Name	Description	S9256WK1HLC	S9248WK1HLC	S9232WK1HLC	S9248WK2HLC	S9232WK2HLC	S9248WK2HAC	S9232WK2HAC
Intel	X550T1	Intel® Ethernet Converged Network Adapter X550-T1	PCIe 3.0 x4, single-port, copper, RJ-45, 10 GbE, Intel X550, network interface card	yes	yes	yes	yes	yes	yes	yes
Intel	XL710QDA2	Intel® Ethernet Converged Network Adapter XL710-QDA2	PCIe 3.0 x8, dual-port, copper, QSFP+, 40 GbE, Intel X710-AM2, network interface card	yes	yes	yes	yes	yes	yes	yes
Intel	XL710QDA1	Intel® Ethernet Converged Network Adapter XL710-QDA1	PCIe 3.0 x8, single-port, copper, QSFP+, 40 GbE, Intel X710-AM1, network interface card	yes	yes	yes	yes	yes	yes	yes
Intel	X710DA2	Intel® Ethernet Converged Network Adapter X710-DA2	PCIe 3.0 x8, dual-port, copper, SFP+, 10 GbE, Intel XL710, network interface card	yes	yes	yes	yes	yes	yes	yes
Intel	100HFA016LS	Intel® Omni-Path Host Fabric Interface Adapter 100 series 1 Port PCIe x16	PCIe 3.0 x16, single-port, QSFP, 100 GbE, Omni-Path, low-profile	yes	yes	yes	yes	yes	yes	yes
Intel	X550T2	Intel® Ethernet Converged Network Adapter X550-T2	PCIe 3.0 x4, dual-port, copper, RJ-45, 10 GbE, Intel X550, network interface card	yes	yes	yes	yes	yes	yes	yes
Intel	XXV710DA2	Intel® Ethernet Network Adapter XXV710-DA2	PCIe 3.0 x8, dual-port, copper, SFP, 25 GbE, Intel XL710-BM2, network interface card	yes	yes	yes	yes	yes	yes	yes
Intel	XXV710DA1	Intel® Ethernet Network Adapter XXV710-DA1	PCIe 3.0 x8, single-port, copper, SFP, 25 GbE, Intel XL710-BM2, network interface card	yes	yes	yes	yes	yes	yes	yes
Intel	X722DA2	Intel® Ethernet Network Adapter X722DA2	PCIe 3.0 x8, dual port SFP+ RDMA (iWARP*), 10 GbE, network interface card	yes	yes	yes	yes	yes	yes	yes
Mellanox*	MCX516A-CCAT	Mellanox* ConnectX-5 EN Adapter Card	PCIe 3.0 x16, dual-port, QSFP28, 100 GbE, network interface adapter	yes	yes	yes	yes	yes	yes	yes
Mellanox	MCX556A-ECAT	Mellanox ConnectX-5 EN InfiniBand Host Channel Adapter	PCIe 3.0 x16, dual-port, QSFP28, 100 GbE, InfiniBand	yes	yes	yes	yes	yes	yes	yes
Mellanox	MCX515A-CCAT	Mellanox ConnectX-5 EN Adapter Card	PCIe 3.0 x16, single-port, QSFP28, 100 GbE, network interface adapter	yes	yes	yes	yes	yes	yes	yes
Mellanox	MCX555A-ECAT	Mellanox ConnectX-5 VPI InfiniBand Host Channel Adapter	PCIe 3.8 x16, single port, QSFP28, 100 GbE, InfiniBand	yes	yes	yes	yes	yes	yes	yes
Mellanox	MCX516A-GCAT	Mellanox ConnectX-5 EN Adapter Card	PCIe 3.0 x16, dual-port, QSFP28, 50 GbE, network interface card	yes	yes	yes	yes	yes	yes	yes

Intel® Server System S9200WK Configuration Guide

Manufacturer	Order Code	Model Name	Description	S9256WK1HLC	S9248WK1HLC	S9232WK1HLC	S9248WK2HLC	S9232WK2HLC	S9248WK2HAC	S9232WK2HAC
Mellanox	MCX515A-GCAT	Mellanox ConnectX-5 EN Adapter Card	PCIe 3.0 x16, single-port, QSFP28, 50 GbE, network interface card	yes	yes	yes	yes	yes	yes	yes
Mellanox	MCX512A-ACAT	Mellanox ConnectX-5 EN Adapter Card	PCIe 3.0 x8, dual-port, SFP28, 25 GbE, network interface card	yes	yes	yes	yes	yes	yes	yes
Mellanox	MCX654105A-HCAT	Mellanox ConnectX-6 VPI adapter Card	PCIe 3.0 x16, single-port, QSFP56, 200 Gb/s tall bracket, RoHS R6, Socket Direct, InfiniBand	yes	yes	yes	yes	yes	yes	yes
Mellanox	MCX654106A-ECAT	Mellanox ConnectX-6 VPI adapter Card	PCIe 3.0 x16, dual-port, QSFP56, 100 Gb/s, tall bracket, RoHS R6, Socket Direct, InfiniBand	yes	yes	yes	yes	yes	yes	yes
Mellanox	MCX654106A-HCAT	Mellanox ConnectX-6 VPI adapter Card	PCIe 3.0 x16, dual-port QSFP56, 200 Gb/s, tall bracket, RoHS R6, Socket Direct, InfiniBand	yes	yes	yes	yes	yes	yes	yes
Mellanox	MCX653105A-ECAT	Mellanox ConnectX-6 VPI adapter Card	PCIe 3.0 x16, single-port QSFP56, 100 Gb/s, tall bracket, RoHS R6, InfiniBand	yes	yes	yes	yes	yes	yes	yes
Mellanox	MCX653106A-ECAT	Mellanox ConnectX-6 VPI adapter Card	PCIe 3.0 x16, dual-port QSFP56, 100 Gb/s, tall bracket, RoHS R6, InfiniBand	yes	yes	yes	yes	yes	yes	yes

Table 20. Tested drives

Notice: Drives type U.2 are not validated in 1U compute module configurations.

Disclaimer: The parts listed [above/below] have been validated by Intel for interoperability with server system(s) xyz(list).

Note: No regulatory compliance testing has been performed by Intel on the system resulting from the integration of the listed parts with the identified Intel server systems. Regulatory compliance of the system is the responsibility of the integrator.

Manufacturer	Order code	Model Name	Type	End of Life (EOL)	Description
HGST*	HUSMR7676BDP3Y1	HGST Ultrastar SN200*	SSD-PCIe 3.0-U.2		7.68 TB, 2.5", PCIe 3.0 x4, 4Kn
HGST	HUSMR7638BDP3Y1	HGST Ultrastar SN200	SSD-PCIe 3.0-U.2		3.84 TB, 2.5", PCIe 3.0 x4, 4Kn
HGST	HUSMR7619BDP3Y1	HGST Ultrastar SN200	SSD-PCIe 3.0-U.2		1.92 TB, 2.5", PCIe 3.0 x4, 4Kn
HGST	HUSMR7696BDP3Y1	HGST Ultrastar SN200	SSD-PCIe 3.0-U.2		960 GB, 2.5", PCIe 3.0 x4, 4Kn
HGST	HUSMR7664BDP301	HGST Ultrastar SN200	SSD-PCIe 3.0-U.2		6.4 TB, 2.5", PCIe 3.0 x4, 4Kn
HGST	HUSMR7632BDP301	HGST Ultrastar SN200	SSD-PCIe 3.0-U.2		3.2 TB, 2.5", PCIe 3.0 x4, 4Kn
HGST	HUSMR7616BDP301	HGST Ultrastar SN200	SSD-PCIe 3.0-U.2		1.6 TB, 2.5", PCIe 3.0 x4, 4Kn
HGST	HUSMR7680BDP301	HGST Ultrastar SN200	SSD-PCIe 3.0-U.2		800 GB, 2.5", PCIe 3.0 x4, 4Kn
HGST	HUSMR7676BHP3Y1	HGST Ultrastar SN260	SSD-PCIe 3.0-HHHL		7.68 TB, 1/2 height PCIe 3.0 x8, 4Kn
HGST	HUSMR7638BHP3Y1	HGST Ultrastar SN260	SSD-PCIe 3.0-HHHL		3.84 TB, 1/2 height PCIe 3.0 x8, 4Kn
HGST	HUSMR7619BHP3Y1	HGST Ultrastar SN260	SSD-PCIe 3.0-HHHL		1.92 TB, 1/2 height PCIe 3.0 x8, 4Kn
HGST	HUSMR7664BHP301	HGST Ultrastar SN260	SSD-PCIe 3.0-HHHL		6.4 TB, 1/2 height PCIe 3.0 x8, 4Kn
HGST	HUSMR7632BHP301	HGST Ultrastar SN260	SSD-PCIe 3.0-HHHL		3.2 TB, 1/2 height PCIe 3.0 x8, 4Kn
HGST	HUSMR7616BHP301	HGST Ultrastar SN260	SSD-PCIe 3.0-HHHL		1.6 TB, 1/2 height PCIe 3.0 x8, 4Kn
Intel	SSDPF21Q400GB01	DC P5800x	SSD-U.2 PCIe 4.0		400 GB, PCIe 4.0 x4, U.2, 3D XPoint*
Intel	SSDPF21Q800GB01	DC P5800x	SSD-U.2 PCIe 4.0		800 GB, PCIe 4.0 x4, U.2, 3D XPoint
Intel	SSDPF21Q016TB01	DC P5800x	SSD-U.2 PCIe 4.0		1.6 TB, PCIe 4.0 x4, U.2, 3D XPoint
Intel	SSDPF2KX076TZ01	P5510 series	SSD-U.2 PCIe 4.0		7.68 TB, 2.5", PCIe 4.0 x4, 3D4, TLC
Intel	SSDPF2KX076TZOS	P5510 series	SSD-U.2 PCIe 4.0		7.68 TB, 2.5", PCIe 4.0 x4, 3D4, TLC, OPAL
Intel	SSDPF2KX038TZ01	P5510 series	SSD-U.2 PCIe 4.0		3.84 TB, 2.5", PCIe 4.0 x4, 3D4, TLC
Intel	SSDPF2KX038TZOS	P5510 series	SSD-U.2 PCIe 4.0		3.84 TB, 2.5", PCIe 4.0 x4, 3D4, TLC, OPAL
Intel	SSDSCKJB150G7	Intel® SSD DC S3520 series	SSD-SATA-600-M.2		150 GB, M.2 80 mm SATA 6 Gb/s, 3D1, MLC
Intel	SSDSCKJB240G7	Intel® SSD DC S3520 series	SSD-SATA-600-M.2		240 GB, M.2 80 mm SATA 6 Gb/s, 3D1, MLC
Intel	SSDSCKJB480G7	Intel® SSD DC S3520 series	SSD-SATA-600-M.2		480 GB, M.2 80 mm SATA 6 Gb/s, 3D1, MLC
Intel	SSDSCKJB760G7	Intel® SSD DC S3520 series	SSD-SATA-600-M.2		760 GB, M.2 80 mm SATA 6 Gb/s, 3D1, MLC

Intel® Server System S9200WK Configuration Guide

Manufacturer	Order code	Model Name	Type	End of Life (EOL)	Description
Intel	SSDSCKJB960G7	Intel® SSD DC S3520 series	SSD-SATA-600-M.2		960 GB, M.2 80 mm SATA 6 Gb/s, 3D1, MLC
Intel	SSDPE7KX500G7	Intel® SSD DC P4501 series	SSD-PCIe 3.0-U.2		500 GB, 2.5" PCIe 3.1 x4, 3D3, TLC
Intel	SSDPE7KX010T7	Intel® SSD DC P4501 series	SSD-PCIe 3.0-U.2		1 TB, 2.5" PCIe 3.1 x4, 3D3, TLC
Intel	SSDPE7KX020T7	Intel® SSD DC P4501 series	SSD-PCIe 3.0-U.2		2 TB, 2.5" PCIe 3.1 x4, 3D3, TLC
Intel	SSDPE7KX040T7	Intel® SSD DC P4501 series	SSD-PCIe 3.0-U.2		4 TB, 2.5" PCIe 3.1 x4, 3D3, TLC
Intel	SSDPED1K375GAES	Intel® SSD DC P4800X series	SSD-PCIe 3.0-HHHL		375 GB, 1/2 height PCIe x4, 20 nm, 3D XPoint*
Intel	SSDPE21K375GAES	Intel® SSD DC P4800X series	SSD-PCIe 3.0-U.2		375 GB, 2.5" PCIe x4, 20 nm, 3D XPoint
Intel	SSDPE21K750GAES	Intel® SSD DC P4800X series	SSD-PCIe 3.0-U.2		750 GB, 2.5" PCIe x4, 20 nm, 3D XPoint
Intel	SSDPED1K750GAES	Intel® SSD DC P4800X series	SSD-PCIe 3.0-HHHL		750 GB, 1/2 height PCIe x4, 20 nm, 3D XPoint
Intel	SSDPED1K015TAES	Intel® SSD DC P4800X series	SSD-PCIe 3.0-HHHL		1.5 TB, 1/2 height PCIe x4, 20 nm, 3D XPoint
Intel	SSDPE2KX010T801	Intel® SSD DC P4510 series	SSD-PCIe 3.0-U.2		1.0 TB, 2.5" PCIe 3.1 x4, 3D3, TLC
Intel	SSDPE2KX020T801	Intel® SSD DC P4510 series	SSD-PCIe 3.0-U.2		2.0 TB, 2.5" PCIe 3.1 x4, 3D3, TLC
Intel	SSDPE2KX040T801	Intel® SSD DC P4510 series	SSD-PCIe 3.0-U.2		4.0 TB, 2.5" PCIe 3.1 x4, 3D3, TLC
Intel	SSDPE2KX080T801	Intel® SSD DC P4510 series	SSD-PCIe 3.0-U.2		8.0 TB, 2.5" PCIe 3.1 x4, 3D3, TLC
Intel	SSDPECKE064T701	Intel® SSD DC P4608 series	SSD-PCIe 3.0-HHHL		6.4 TB, 1/2 height PCIe 3.1 x8, 3D1, TLC
Intel	SSDPE2KE016T801	Intel® SSD DC P4610 series	SSD-PCIe 3.0-U.2		1.6 TB, 2.5" PCIe 3.1 x4, 3D2, TLC
Intel	SSDPE2KE032T801	Intel® SSD DC P4610 series	SSD-PCIe 3.0-U.2		3.2 TB, 2.5" PCIe 3.1 x4, 3D2, TLC
Intel	SSDPE2KE064T801	Intel® SSD DC P4610 series	SSD-PCIe 3.0-U.2		6.4 TB, 2.5" PCIe 3.1 x4, 3D2, TLC
Intel	SSDPECKE064T801	Intel® SSD DC P4618	SSD-PCIe 3.0-HHHL		6.4 TB, 1/2 height PCIe 3.1 x8, 3D2, TLC
Intel	SSDPE2NV076T801	Intel® SSD D5-P4320 series	SSD-PCIe 3.0-U.2		7.6 TB, 2.5" PCIe 3.1 x4, 3D2, QLC
Intel	SSDPE2NU076T801	Intel® SSD D5-P4420 series	SSD-PCIe 3.0-U.2		7.6 TB, 2.5" PCIe 3.1 x4, 3D2, QLC
Intel	SSDPE2NV153T801	Intel® SSD D5-P4326 series	SSD-PCIe 3.0-U.2		7.6 TB, 2.5" PCIe 3.1 x4, 3D2, QLC
Intel	MDTPE21K750GA01	Intel® SSD DC P4800X series	SSD-PCIe 3.0-U.2		750 GB, 2.5" PCIe x4, 3D XPoint
Intel	MDTPE21K375GA01	Intel® SSD DC P4800X series	SSD-PCIe 3.0-U.2		375 GB, 2.5" PCIe x4, 3D XPoint
Intel	MDTPE21K015TA01	Intel® SSD DC P4800X series	SSD-PCIe 3.0-U.2		1.5 TB, 2.5" PCIe x4, 3D XPoint
Intel	MDTPED1K375GA01	Intel® SSD DC P4800X series	SSD-PCIe 3.0-HHHL		375 GB, 1/2 height PCIe x4, 3D XPoint
Intel	MDTPED1K750GA01	Intel® SSD DC P4800X series	SSD-PCIe 3.0-HHHL		750 GB, 1/2 height PCIe x4, 3D XPoint
Intel	MDTPED1K015TA01	Intel® SSD DC P4800X series	SSD-PCIe 3.0-HHHL		1.5 TB, 1/2 height PCIe x4, 3D XPoint
Kioxia*	KXD51RUE960G	Kioxia XD5*	SSD-PCIe 3.0-M.2		960 GB, 2.5", NVMe, PCIe 3.0
Kioxia	KXD51RUE3T84	Kioxia XD5	SSD-PCIe 3.0-M.2		3.84 TB, 2.5", NVMe, PCIe 3.0
Kioxia	KXD51RUE1T92	Kioxia XD5	SSD-PCIe 3.0-M.2		1.92 TB, 2.5", NVMe, PCIe 3.0

Intel® Server System S9200WK Configuration Guide

Manufacturer	Order code	Model Name	Type	End of Life (EOL)	Description
Kioxia	KXG6AZNV512G	Kioxia XG6*	SSD-PCIe 3.0-M.2		512 GB, M.2 2280, NVMe, PCIe 3.0
Kioxia	KXG6AZNV256G	Kioxia XG6	SSD-PCIe 3.0-M.2		256 GB, M.2 2280, NVMe, PCIe 3.0
Kioxia	KXG6AZNV1T02	Kioxia XG6	SSD-PCIe 3.0-M.2		1 TB, M.2 2280, NVMe, PCIe 3.0
Kioxia	KXG60ZNV512G	Kioxia XG6	SSD-PCIe 3.0-M.2		512 GB, M.2 2280, NVMe, PCIe 3.0
Kioxia	KXG60ZNV256G	Kioxia XG6	SSD-PCIe 3.0-M.2		256 GB, M.2 2280, NVMe, PCIe 3.0
Kioxia	KXG60ZNV1T02	Kioxia XG6	SSD-PCIe 3.0-M.2		1 TB, M.2 2280, NVMe, PCIe 3.0
Kioxia	KXG6APNV2T04	Kioxia XG6-P*	SSD-PCIe 3.0-M.2		2 TB, M.2 2280, NVMe, PCIe 3.0
Kioxia	KXG60PNV2T04	Kioxia XG6-P	SSD-PCIe 3.0-M.2		2 TB, M.2 2280, NVMe, PCIe 3.0
Kioxia	KCM51RUG15T3	Kioxia CM5-R*	SSD-PCIe 3.0-U.2		15.36 TB, 2.5", NVMe, PCIe 3.0
Kioxia	KCM51RUG7T68	Kioxia CM5-R*	SSD-PCIe 3.0-U.2		7.66 TB, 2.5", NVMe, PCIe 3.0
Kioxia	KCM51RUG3T84	Kioxia CM5-R	SSD-PCIe 3.0-U.2		3.84 TB, 2.5", NVMe, PCIe 3.0
Kioxia	KCM51RUG1T92	Kioxia CM5-R	SSD-PCIe 3.0-U.2		1.92 TB, 2.5", NVMe, PCIe 3.0
Kioxia	KCM51RUG960G	Kioxia CM5-R	SSD-PCIe 3.0-U.2		960 GB, 2.5", NVMe, PCIe 3.0
Kioxia	KCM51VUG6T40	Kioxia CM5-V*	SSD-PCIe 3.0-U.2		6.4 TB, 2.5", NVMe, PCIe 3.0
Kioxia	KCM51VUG3T20	Kioxia CM5-V	SSD-PCIe 3.0-U.2		3.2 TB, 2.5", NVMe, PCIe 3.0
Kioxia	KCM51VUG1T60	Kioxia CM5-V	SSD-PCIe 3.0-U.2		1.6 TB, 2.5", NVMe, PCIe 3.0
Kioxia	KCM51VUG800G	Kioxia CM5-V	SSD-PCIe 3.0-U.2		800 GB, 2.5", NVMe, PCIe 3.0
Kioxia	KCD51LUG7T68	Kioxia CD5*	SSD-PCIe 3.0-U.2		7.68 TB, 2.5", NVMe, PCIe 3.0
Kioxia	KCD51LUG3T84	Kioxia CD5	SSD-PCIe 3.0-U.2		3.84 TB, 2.5", NVMe, PCIe 3.0
Kioxia	KCD51LUG1T92	Kioxia CD5	SSD-PCIe 3.0-U.2		1.92 TB, 2.5", NVMe, PCIe 3.0
Kioxia	KCD51LUG960G	Kioxia CD5	SSD-PCIe 3.0-U.2		960 GB, 2.5", NVMe, PCIe 3.0
Micron*	MTFDHAX3T2MCE-1AN1ZABYY	Micron 9100* series	SSD-PCIe NVMe -U.2	YES	3.2 TB, NVMe, 2.5"
Micron	MTFDDAV1T9TBY-1AR16ABYY	Micron 5100 Pro* series	SSD-SATA-600-M.2	YES	1.92 TB, M.2 2280, SSD-SATA-M.2, AES 256 +TCG-Enterprise Encrypted
Micron	MTFDDAV1T9TBY-1AR1ZABYY	Micron 5100 Pro series	SSD-SATA-600-M.2	YES	1.92 TB, M.2 2280, SSD-SATA-M.2, Non-Encrypted
Micron	MTFDDAV1T9TCB-1AR16ABYY	Micron 5100 Pro series	SSD-SATA-600-M.2	YES	1.92 TB, M.2 2280, SSD-SATA-M.2, AES 256 +TCG-Enterprise Encrypted
Micron	MTFDDAV240TCB-1AR16ABYY	Micron 5100 Pro series	SSD-SATA-600-M.2	YES	240 GB, M.2 2280, SSD-SATA-M.2, AES 256 +TCG-Enterprise Encrypted
Micron	MTFDDAV480TBY-1AR16ABYY	Micron 5100 Pro series	SSD-SATA-600-M.2	YES	480 GB, M.2 2280, SSD-SATA-M.2, AES 256 +TCG-Enterprise Encrypted
Micron	MTFDDAV480TBY-1AR1ZABYY	Micron 5100 Pro series	SSD-SATA-600-M.2	YES	480 GB, M.2 2280, SSD-SATA-M.2, Non-Encrypted
Micron	MTFDDAV480TCB-1AR16ABYY	Micron 5100 Pro series	SSD-SATA-600-M.2	YES	480 GB, M.2 2280, SSD-SATA-M.2, AES 256 +TCG-Enterprise Encrypted

Intel® Server System S9200WK Configuration Guide

Manufacturer	Order code	Model Name	Type	End of Life (EOL)	Description
Micron	MTFDNAV960TBY-1AR16ABYY	Micron 5100 Pro series	SSD-SATA-600-M.2	YES	960 GB, M.2 2280, SSD-SATA-M.2, AES 256 +TCG-Enterprise Encrypted
Micron	MTFDNAV960TBY-1AR1ZABYY	Micron 5100 Pro series	SSD-SATA-600-M.2	YES	960 GB, M.2 2280, SSD-SATA-M.2, Non-Encrypted
Micron	MTFDNAV960TCB-1AR16ABYY	Micron 5100 Pro series	SSD-SATA-600-M.2	YES	960 GB, M.2 2280, SSD-SATA-M.2, AES 256 +TCG-Enterprise Encrypted
Micron	MTFDHAL11TATCW-AAR18ABYY	Micron 9200 ECO*	SSD-PCIe 3.0-U.2		11 TB, 2.5" PCIe 3.0 x4, TLC
Micron	MTFDHAL11TATCW-AAR1ZABYY	Micron 9200 ECO	SSD-PCIe 3.0-U.2		11 TB, 2.5" PCIe 3.0 x4, TLC
Micron	MTFDHAL1T6TCU-1AR18ABYY	Micron 9200 MAX*	SSD-PCIe 3.0-U.2		1.6 TB, 2.5" PCIe 3.0 x4, TLC
Micron	MTFDHAL1T6TCU-1AR1ZABYY	Micron 9200 MAX	SSD-PCIe 3.0-U.2		1.6 TB, 2.5" PCIe 3.0 x4, TLC
Micron	MTFDHAL1T9TCT-1AR18ABYY	Micron 9200 PRO*	SSD-PCIe 3.0-U.2		1.9 TB, 2.5" PCIe 3.0 x4, TLC
Micron	MTFDHAL1T9TCT-1AR1ZABYY	Micron 9200 PRO	SSD-PCIe 3.0-U.2		1.9 TB, 2.5" PCIe 3.0 x4, TLC
Micron	MTFDHAL3T2TCU-1AR18ABYY	Micron 9200 MAX	SSD-PCIe 3.0-U.2		3.2 TB, 2.5" PCIe 3.0 x4, TLC
Micron	MTFDHAL3T2TCU-1AR1ZABYY	Micron 9200 MAX	SSD-PCIe 3.0-U.2		3.2 TB, 2.5" PCIe 3.0 x4, TLC
Micron	MTFDHAL3T8TCT-1AR18ABYY	Micron 9200 PRO	SSD-PCIe 3.0-U.2		3.8 TB, 2.5" PCIe 3.0 x4, TLC
Micron	MTFDHAL3T8TCT-1AR1ZABYY	Micron 9200 PRO	SSD-PCIe 3.0-U.2		3.8 TB, 2.5" PCIe 3.0 x4, TLC
Micron	MTFDHAL6T4TCU-1AR18ABYY	Micron 9200 MAX	SSD-PCIe 3.0-U.2		6.4 TB, 2.5" PCIe 3.0 x4, TLC
Micron	MTFDHAL6T4TCU-1AR1ZABYY	Micron 9200 MAX	SSD-PCIe 3.0-U.2		6.4 TB, 2.5" PCIe 3.0 x4, TLC
Micron	MTFDHAL7T6TCT-1AR18ABYY	Micron 9200 PRO	SSD-PCIe 3.0-U.2		7.6 TB, 2.5" PCIe 3.0 x4, TLC
Micron	MTFDHAL7T6TCT-1AR1ZABYY	Micron 9200 PRO	SSD-PCIe 3.0-U.2		7.6 TB, 2.5" PCIe 3.0 x4, TLC
Micron	MTFDHAL8TATCW-1AR18ABYY	Micron 9200 ECO	SSD-PCIe 3.0-U.2		8 TB, 2.5" PCIe 3.0 x4, TLC
Micron	MTFDHAL8TATCW-1AR1ZABYY	Micron 9200 ECO	SSD-PCIe 3.0-U.2		8 TB, 2.5" PCIe 3.0 x4, TLC
Micron	MTFDHBE960TDF-1AW1ZABYY	Micron 7300 PRO*	SSD-PCIe 3.0-U.2		960 GB, 2.5 x 7 mm, SSD-U.2, Non-Encrypted, U.2, 512b
Micron	MTFDHBE800TDG-1AW1ZABYY	Micron 7300 MAX*	SSD-PCIe 3.0-U.2		800G B, 2.5 x 7 mm, SSD-U.2, Non-Encrypted, U.2, 512b
Micron	MTFDHBE7T6TDF-1AW1ZABYY	Micron 7300 PRO	SSD-PCIe 3.0-U.2		7.6 TB, 2.5 x 7 mm, SSD-U.2, Non-Encrypted, U.2, 512b
Micron	MTFDHBE6T4TDG-1AW1ZABYY	Micron 7300 MAX	SSD-PCIe 3.0-U.2		6.4 TB, 2.5 x 7 mm, SSD-U.2, Non-Encrypted, U.2, 512b
Micron	MTFDHBE3T8TDF-1AW1ZABYY	Micron 7300 PRO	SSD-PCIe 3.0-U.2		3.8 TB, 2.5 x 7 mm, SSD-U.2, Non-Encrypted, U.2, 512b
Micron	MTFDHBE3T2TDG-1AW1ZABYY	Micron 7300 MAX	SSD-PCIe 3.0-U.2		3.2 TB, 2.5 x 7 mm, SSD-U.2, Non-Encrypted, U.2, 512b
Micron	MTFDHBE1T9TDF-1AW1ZABYY	Micron 7300 PRO	SSD-PCIe 3.0-U.2		1.92 TB, 2.5 x 7 mm, SSD-U.2, Non-Encrypted, U.2, 512b

Intel® Server System S9200WK Configuration Guide

Manufacturer	Order code	Model Name	Type	End of Life (EOL)	Description
Micron	MTFDHBE1T6TDG-1AW1ZABYY	Micron 7300 MAX	SSD-PCIe 3.0-U.2		1.6 TB, 2.5 x 7 mm, SSD-U.2, Non-Encrypted, U.2, 512b
Micron	MTFDHBA960TDF-2AW1ZABYY	Micron 7300 PRO	SSD-PCIe 3.0-M.2		960 GB, M.2 2280, SSD-M.2, Non-Encrypted, M.2, 512b
Micron	MTFDHBA800TDG-2AW1ZABYY	Micron 7300 MAX	SSD-PCIe 3.0-M.2		800 GB, M.2 2280, SSD-M.2, Non-Encrypted, M.2, 512b
Micron	MTFDHBA480TDF-2AW1ZABYY	Micron 7300 PRO	SSD-PCIe 3.0-M.2		480 GB, M.2 2280, SSD-M.2, Non-Encrypted, M.2, 512b
Micron	MTFDHBA400TDG-2AW1ZABYY	Micron 7300 MAX	SSD-PCIe 3.0-M.2		400 GB, M.2 2280, SSD-M.2, Non-Encrypted, M.2, 512b
Micron	MTFDHBE960TDF-1AW4ZABYY	Micron 7300 PRO	SSD-PCIe 3.0-U.2		960 GB, 2.5 x 7 mm, SSD-U.2, Non-Encrypted, 4K, U.2
Micron	MTFDHBE7T6TDF-1AW4ZABYY	Micron 7300 PRO	SSD-PCIe 3.0-U.2		7.6 TB, 2.5 x 7 mm, SSD-U.2, Non-Encrypted, 4K, U.2
Micron	MTFDHBE800TDG-1AW4ZABYY	Micron 7300 MAX	SSD-PCIe 3.0-U.2		800 GB, 2.5 x 7 mm, SSD-U.2, Non-Encrypted, 4K, U.2
Samsung*	MZWLJ1T9HBJR-000XX	PM1733*	SSD-U.2 PCIe 4.0		1.92 TB, NVMe, 2.5"
Samsung	MZWLJ3T8HBLS-000XX	PM1733	SSD-U.2 PCIe 4.0		3.84 TB, NVMe, 2.5"
Samsung	MZWLJ7T6HALA-000XX	PM1733	SSD-U.2 PCIe 4.0		7.68 TB, NVMe, 2.5"
Samsung	MZWLJ15THALA-000XX	PM1733	SSD-U.2 PCIe 4.0		15.36 TB, NVMe, 2.5"
Samsung	MZPLJ6T4HALA-000XX	PM1735*	SSD-HHHL-AIC PCIe 4.0		6.4 TB, NVMe, HHHL
Samsung	MZPLJ3T2HBJR-000XX	PM1735	SSD-HHHL-AIC PCIe 4.0		3.2 TB, NVMe, HHHL
Samsung	MZPLJ1T6HBJR-000xx	PM1735	SSD-HHHL-AIC PCIe 4.0		1.6 TB, NVMe, HHHL
Samsung	MZPLJ12THALA-000xx	PM1735	SSD-HHHL-AIC PCIe 4.0		12.8 TB, NVMe, HHHL
Samsung	MZQL2960HCJR-00xxx	PM9A3*	SSD-U.2 PCIe 4.0		960 GB, NVMe, 2.5"
Samsung	MZQL23T8HCJS-00xxx	PM9A3	SSD-U.2 PCIe 4.0		3.84 TB, NVMe, 2.5"
Samsung	MZQL21T9HCJS-00xxx	PM9A3	SSD-U.2 PCIe 4.0		1.9 TB, NVMe, 2.5"
Western Digital*	WUS4BA119DSP3X4	Ultrastar DC SN840*	SSD-U.2 PCIe 3.0		1.92 TB, 2.5", NVMe, PCIe 3.0, 1 DWD, TCG Ruby
Western Digital	WUS4BA119DSP3X3	Ultrastar DC SN840	SSD-U.2 PCIe 3.0		1.92 TB, 2.5", NVMe, PCIe 3.0, 1 DWD, Instant Secure Erase
Western Digital	WUS4BA119DSP3X1	Ultrastar DC SN840	SSD-U.2 PCIe 3.0		1.92 TB, 2.5", NVMe, PCIe 3.0, 1 DWD, Secure Erase
Western Digital	WUS4BA138DSP3X4	Ultrastar DC SN840	SSD-U.2 PCIe 3.0		3.84 TB, 2.5", NVMe, PCIe 3.0, 1DWD, TCG Ruby
Western Digital	WUS4BA138DSP3X3	Ultrastar DC SN840	SSD-U.2 PCIe 3.0		3.84 TB, 2.5", NVMe, PCIe 3.0, 1DWD, Instant Secure Erase
Western Digital	WUS4BA138DSP3X1	Ultrastar DC SN840	SSD-U.2 PCIe 3.0		3.84 TB, 2.5", NVMe, PCIe 3.0, 1DWD, Secure Erase

Intel® Server System S9200WK Configuration Guide

Manufacturer	Order code	Model Name	Type	End of Life (EOL)	Description
Western Digital	WUS4BA176DSP3X4	Ultrastar DC SN840	SSD-U.2 PCIe 3.0		7.68 TB, 2.5", NVMe, PCIe 3.0, 1 DWD, TCG Ruby
Western Digital	WUS4BA176DSP3X3	Ultrastar DC SN840	SSD-U.2 PCIe 3.0		7.68 TB, 2.5", NVMe, PCIe 3.0, 1 DWD, Instant Secure Erase
Western Digital	WUS4BA176DSP3X1	Ultrastar DC SN840	SSD-U.2 PCIe 3.0		7.68 TB, 2.5", NVMe, PCIe 3.0, 1 DWD, Secure Erase
Western Digital	WUS4BA1A1DSP3X4	Ultrastar DC SN840	SSD-U.2 PCIe 3.0		15.36 TB, 2.5", NVMe, PCIe 3.0, 1 DWD, TCG Ruby
Western Digital	WUS4BA1A1DSP3X3	Ultrastar DC SN840	SSD-U.2 PCIe 3.0		15.36 TB, 2.5", NVMe, PCIe 3.0, 1 DWD, Instant Secure Erase
Western Digital	WUS4BA1A1DSP3X1	Ultrastar DC SN840	SSD-U.2 PCIe 3.0		15.36 TB, 2.5", NVMe, PCIe 3.0, 1 DWD, Secure Erase
Western Digital	WUS4C6416DSP3X4	Ultrastar DC SN840	SSD-U.2 PCIe 3.0		1.6 TB, 2.5", NVMe, PCIe 3.0, 3 DWD, TCG Ruby
Western Digital	WUS4C6416DSP3X3	Ultrastar DC SN840	SSD-U.2 PCIe 3.0		1.6 TB, 2.5", NVMe, PCIe 3.0, 3 DWD, Instant Secure Erase
Western Digital	WUS4C6416DSP3X1	Ultrastar DC SN840	SSD-U.2 PCIe 3.0		1.6 TB, 2.5", NVMe, PCIe 3.0, 3 DWD, Secure Erase
Western Digital	WUS4C6432DSP3X4	Ultrastar DC SN840	SSD-U.2 PCIe 3.0		3.2 TB, 2.5", NVMe, PCIe 3.0, 3 DWD, TCG Ruby
Western Digital	WUS4C6432DSP3X3	Ultrastar DC SN840	SSD-U.2 PCIe 3.0		3.2 TB, 2.5", NVMe, PCIe 3.0, 3 DWD, Instant Secure Erase
Western Digital	WUS4C6432DSP3X1	Ultrastar DC SN840	SSD-U.2 PCIe 3.0		3.2 TB, 2.5", NVMe, PCIe 3.0, 3 DWD, Secure Erase
Western Digital	WUS4C6464DSP3X4	Ultrastar DC SN840	SSD-U.2 PCIe 3.0		6.4 TB, 2.5", NVMe, PCIe 3.0, 3 DWD, TCG Ruby
Western Digital	WUS4C6464DSP3X3	Ultrastar DC SN840	SSD-U.2 PCIe 3.0		6.4 TB, 2.5", NVMe, PCIe 3.0, 3 DWD, Instant Secure Erase
Western Digital	WUS4C6464DSP3X1	Ultrastar DC SN840	SSD-U.2 PCIe 3.0		6.4 TB, 2.5", NVMe, PCIe 3.0, 3 DWD, Secure Erase
Western Digital	WUS4CB080D7P3E3	Western Digital Ultrastar DC SN640*	SSD-PCIe 3.0-U.2		800 GB, 2.5", NVMe, PCIe 3.0, 2DWD
Western Digital	WUS4CB064D7P3E3	Western Digital Ultrastar DC SN640	SSD-PCIe 3.0-U.2		6.4 TB, 2.5", NVMe, PCIe 3.0, 2DWD
Western Digital	WUS4CB032D7P3E3	Western Digital Ultrastar DC SN640	SSD-PCIe 3.0-U.2		3.2 TB, 2.5", NVMe, PCIe 3.0, 2DWD
Western Digital	WUS4CB016D7P3E3	Western Digital Ultrastar DC SN640	SSD-PCIe 3.0-U.2		1.6 TB, 2.5", NVMe, PCIe 3.0, 2DWD
Western Digital	WUS4BB076D7P3E3	Western Digital Ultrastar DC SN640	SSD-PCIe 3.0-U.2		7.68 TB, 2.5", NVMe, PCIe 3.0, 0.8 DWD
Western Digital	WUS4BB038D7P3E3	Western Digital Ultrastar DC SN640	SSD-PCIe 3.0-U.2		3.84 TB, 2.5", NVMe, PCIe 3.0, 0.8DWD

Manufacturer	Order code	Model Name	Type	End of Life (EOL)	Description
Western Digital	WUS4BB019D7P3E3	Western Digital Ultrastar DC SN640	SSD-PCIe 3.0-U.2		1.92 TB, 2.5", NVMe, PCIe 3.0, 0.8 DWD
Western Digital	WUS4BB096D7P3E3	Western Digital Ultrastar DC SN640	SSD-PCIe 3.0-U.2		960 GB, 2.5", NVMe, PCIe 3.0, 0.8 DWD

Table 21. Tested operating systems

Disclaimer: The parts listed [above/below] have been validated by Intel for interoperability with server system(s) xyz(list).

Note: No regulatory compliance testing has been performed by Intel on the system resulting from the integration of the listed parts with the identified Intel server systems. Regulatory compliance of the system is the responsibility of the integrator.

Operating System	Type of Testing
Red Hat Enterprise Linux* 7.6, 7.8	Basic installation and compatibility
Red Hat Enterprise Linux* 8.0, 8.1, 8.2	Compatibility and Stress
SUSE Linux* Enterprise Server 12 SP4, SP5	Basic installation and compatibility
SUSE Linux* Enterprise Server 15, SP2	Compatibility and Stress
Ubuntu* 18.04.1	Basic installation and compatibility
CentOS* 8.0	Basic installation

Appendix B. Glossary

Term	Definition
Intel® AVX-512	Intel® Advanced Vector Extensions 512
BOM	Bill of Materials
CRPS	Common Redundant Power Supply
DDR4	Double-Data Rate 4
DIMM	Dual Inline Memory Module
DPC	DIMM per Channel
DR	Double Rank
EAN	International Article Number (Barcode)
ECC	Error Correcting Code
EMP	Ethernet Management Port
FRU	Field Replaceable Unit
iPC	Intel Product Code
iPN	Intel Product Number
KVM	Keyboard, Video, Mouse
LRDIMM	Load-Reduced DIMM
MM#	Main material order number
MOQ	Minimum Order Quantity
Non-maskable interrupt	Non-maskable interrupt
NVMe*	NVM Express* – based on Non-Volatile Memory Host Controller Interface Specification (NVMHCI)
Intel® OP HFI	Intel® Omni-Path Host Fabric Interface
OR	Oct Rank
PCIe*	PCI Express*
QR	Quad Rank
RDIMM	Registered DIMM
Intel® RMM4 Lite	Intel® Remote Management Module 4 Lite activation key
SSD	Solid State Drive
SR	Single Rank
Intel® UPI	Intel® Ultra Path Interconnect
UPC	Universal Product Code (Barcode)
VNNI	Vector Neural Network Instructions
Intel® VROC	Intel® Virtual RAID on CPU