



Intel® NUC M15 Laptop Kit

LAPRC510

LAPRC710

Product Specification

Version 1.0

Regulatory Model Name: RC57

June 2022

Intel® LAPRC510 and LAPRC710 may contain design defects or errors known as errata that may cause the product to deviate from published specifications. Current characterized errata, if any, are documented in this Product Specification.

Revision History

Revision	Revision History	Date
1.0	First Release	June 2022

Disclaimer

This product specification applies to only the standard Intel® NUC M15 Laptop Kit LAPRC510 and Intel® NUC M15 Laptop Kit LAPRC710 with a BIOS identifier that starts with RCADL357.

INFORMATION IN THIS DOCUMENT IS PROVIDED IN CONNECTION WITH INTEL® PRODUCTS. NO LICENSE, EXPRESS OR IMPLIED, BY ESTOPPEL OR OTHERWISE, TO ANY INTELLECTUAL PROPERTY RIGHTS IS GRANTED BY THIS DOCUMENT. EXCEPT AS PROVIDED IN INTEL'S TERMS AND CONDITIONS OF SALE FOR SUCH PRODUCTS, INTEL ASSUMES NO LIABILITY WHATSOEVER, AND INTEL DISCLAIMS ANY EXPRESS OR IMPLIED WARRANTY, RELATING TO SALE AND/OR USE OF INTEL PRODUCTS INCLUDING LIABILITY OR WARRANTIES RELATING TO FITNESS FOR A PARTICULAR PURPOSE, MERCHANTABILITY, OR INFRINGEMENT OF ANY PATENT, COPYRIGHT OR OTHER INTELLECTUAL PROPERTY RIGHT. UNLESS OTHERWISE AGREED IN WRITING BY INTEL, THE INTEL PRODUCTS ARE NOT DESIGNED NOR INTENDED FOR ANY APPLICATION IN WHICH THE FAILURE OF THE INTEL PRODUCT COULD CREATE A SITUATION WHERE PERSONAL INJURY OR DEATH MAY OCCUR.

LAPRC510 and LAPRC710 are evaluated as Information Technology Equipment (I.T.E.) for use in personal computers (PC) for installation in homes, offices, schools, computer rooms, and similar locations. The suitability of this product for other PC or embedded non-PC applications or other environments, such as medical, industrial, alarm systems, test equipment, etc. may not be supported without further evaluation by Intel.

Intel Corporation may have patents or pending patent applications, trademarks, copyrights, or other intellectual property rights that relate to the presented subject matter. The furnishing of documents and other materials and information does not provide any license, express or implied, by estoppel or otherwise, to any such patents, trademarks, copyrights, or other intellectual property rights.

Intel may make changes to specifications and product descriptions at any time, without notice.

Designers must not rely on the absence or characteristics of any features or instructions marked "reserved" or "undefined." Intel reserves these for future definition and shall have no responsibility whatsoever for conflicts or incompatibilities arising from future changes to them.

Intel processor numbers are not a measure of performance. Processor numbers differentiate features within each processor family, not across different processor families: Go to:

[Learn About Intel® Processor Numbers](#)

Intel® NUC M15 Laptop Kits may contain design defects or errors known as errata, which may cause the product to deviate from published specifications. Current characterized errata, if any, are available in this document.

Contact your local Intel sales office or your distributor to obtain the latest specifications before placing your product order.

The SuperSpeed USB Trident® logo is a registered trademark owned by USB Implementers Forum, Inc. and any use of such mark by Intel Corporation is under license.

The Adopted Trademarks HDMI, HDMI High-Definition Multimedia Interface, HDMI trade dress, and the HDMI Logos are trademarks or registered trademarks of HDMI Licensing Administrator, Inc in the United States, and other countries.

Intel and the Intel logo are trademarks of Intel Corporation in the U.S. and/or other countries.

* Other names and brands may be claimed as the property of others.

Copyright © 2022 Intel Corporation. All rights reserved.

Intel® NUC M15 Laptop Kit Identification Information

LAPRC510 and LAPRC710 Identification Information

Original SA Revision	Product Code	Original BIOS Revision	Notes
M65705-402	BRC510BAB7B02	RCADL357.0053.2022.0512.2055	1,2
M65706-402	BRC510BAG7B02	RCADL357.0053.2022.0512.2055	1,2
M65728-402	BRC710BCB7B02	RCADL357.0053.2022.0512.2055	1,2
M65729-402	BRC710BCG7B02	RCADL357.0053.2022.0512.2055	1,2

Notes:

1. The SA number is found on the back cover.
2. The processors used on this SA revision may consist of the following components:

Device	Stepping	Spec Code
Intel® Core™ i5-1240P	L0	SRLD9
Intel® Core™ i7-1260P	L0	SRLD6

Specification Changes or Clarifications

The table below indicates the Specification Changes or Specification Clarifications, if any, that apply to LAPRC510 and LAPRC710.

Specification Changes or Clarifications

Date	Type of Change	Description of Changes or Clarifications

Errata

Current characterized errata, if any, will be documented in a separate section of this Product Specification.

Preface

This Product Specification specifies the layout, components, connectors, power, and environmental features for the Intel® NUC M15 Laptop Kit LAPRC510 and LAPRC710.



NOTE

In this document, the use of “Intel® NUC M15 Laptop Kit” will refer to the LAPRC510 and LAPRC710 versions of the Intel® NUC M15 Laptop Kit unless otherwise noted.

Intended Audience

This document is intended to provide technical information about LAPRC510 and LAPRC710 and its components to the vendors, system integrators, and other engineers and technicians who need this level of information. It is specifically *not* intended for general audiences.

What This Document Contains

Chapter	Description
1	A description of the Intel® NUC M15 Laptop
2	A technical description of the Intel® NUC M15 Laptop features

Typographical Conventions

This section contains information about the conventions used in this specification. Not all of these symbols and abbreviations appear in all specifications of this type.

Notes, Cautions, and Warnings



NOTE

Notes call attention to important information.



CAUTION

Cautions are included to help you avoid damaging hardware or losing data.

Other Common Notation

#	Used after a signal name to identify an active-low signal (such as USBP0#)
GB	Gigabyte (1,073,741,824 bytes)
GB/s	Gigabytes per second
Gb/s	Gigabits per second
KB	Kilobyte (1024 bytes)
Kb	Kilobit (1024 bits)
kb/s	1000 bits per second
MB	Megabyte (1,048,576 bytes)
MB/s	Megabytes per second
Mb	Megabit (1,048,576 bits)
Mb/s	Megabits per second
TDP	Thermal Design Power
Xxh	An address or data value ending with a lowercase h indicates a hexadecimal value.
x.x V	Volts. Voltages are DC unless otherwise specified.
*	This symbol is used to indicate third-party brands and names that are the property of their respective owners.

Contents

Revision History	ii
Disclaimer	iii
Errata.....	iv
Preface	v
Intended Audience.....	v
What This Document Contains	v
Typographical Conventions	v
Contents	vii
1 Product Description	9
1.1 Overview	9
1.2 Version Summary.....	9
1.3 Feature Summary.....	9
2 Technical Reference	11
2.1 Block Diagram.....	11
2.2 Exterior Features	12
2.3 Keyboard.....	15
2.4 External Graphics	16
2.5 Memory.....	16
2.6 Storage.....	16
2.6.1 AHCI Mode.....	16
2.7 Power Adapter.....	16
2.8 Thunderbolt™ 4	17
2.9 Environmental	17
3 Characterized Errata	18

Figures

Figure 1. Block Diagram.....	11
Figure 2. Top-Open Features	12
Figure 3. Front Features	13
Figure 4. Back Features.....	13
Figure 5. Left Features	14
Figure 6. Right Features.....	14
Figure 7. Bottom Features.....	15

Tables

Table 1. Version Summary	9
Table 2. LAPRC510 and LAPRC710 Feature Summary.....	9
Table 3. Top-Open Features	12
Table 4. Front Features.....	13
Table 5. Power/Charging/Battery Status Indicator States.....	13
Table 6. RGB Light Bar Features	13
Table 7. Back Features.....	13
Table 8. Left Features.....	14
Table 9. Right Features	14
Table 10. Bottom Features.....	15
Table 11. Keyboard Layout and Languages.....	15
Table 12. Power Cords.....	16
Table 13. Environmental Specifications.....	17

1 Product Description

1.1 Overview

The Intel® NUC M15 Laptop Kit is a premium anodized aluminum, thin and light laptop.

1.2 Version Summary

There are two versions of LAPRC510 and two versions of LAPRC710 documented in this product specification which are summarized in Table 1. Unless otherwise noted in this document, not all features are available on all versions.

Table 1. Version Summary

Version	Product code	CPU	Memory	Display	Color
LAPRC510	BRC510BAB7B02	Intel® Core™ i5-1240P	16GB	FHD, non-touch	Midnight Black
LAPRC510	BRC510BAG7B02	Intel® Core™ i5-1240P	16GB	FHD, non-touch	Midnight Black
LAPRC710	BRC710BCB7B02	Intel® Core™ i7-1260P	16GB	FHD, touch	Midnight Black
LAPRC710	BRC710BCG7B02	Intel® Core™ i7-1260P	16GB	FHD, touch	Midnight Black



NOTE

The above listed versions incorporate different keyboard languages, different keyboard layouts and AC power cords. See Section 2.3 and Section 2.7 respectively for more information.

1.3 Feature Summary

Table 2 summarizes the major features of the LAPRC510 and LAPRC710.

Table 2. LAPRC510 and LAPRC710 Feature Summary

Feature	LAPRC510	LAPRC710
Color	Midnight Black	Midnight Black
Materials	Anodized Aluminum	Anodized Aluminum
Processor	Intel® Core™ i5-1240P	Intel® Core™ i7-1260P
Memory	16GB LPDDR5 5200Mhz	16GB LPDDR5 5200MHz
Graphics	Integrated Intel® Iris® X ^e Graphics	Integrated Intel® Iris® X ^e Graphics
Storage	1 M.2 22x80 PCIe x4 Gen4 NVMe	1 M.2 22x80 PCIe x4 Gen4 NVMe
Display Panel	Narrow Bezel IPS 15.6" 1920x1080, 60Hz, 16:9 ratio, 100% sRGB ¹ , LED backlight, non-touch screen, average brightness of 400 nits.	Narrow Bezel IPS 15.6" 1920x1080, 60Hz, 16:9 ratio, 100% sRGB ¹ , LED backlight, touch screen, average brightness of 400 nits.
Display Outputs	1 Full Size HDMI* 2.1 TMDS Compatible Output 2 DisplayPort 1.4a via USB Type C	1 Full Size HDMI* 2.1 TMDS Compatible Output 2 DisplayPort 1.4a via USB Type C
Audio	Realtek* ALC711 with Intel® HD Audio Intel® Smart Sound Technology 1 3.5mm Headset Audio Jack	Realtek* ALC711 with Intel® HD Audio Intel® Smart Sound Technology 1 3.5mm Headset Audio Jack
Speakers	2 Built In, 2W each	2 Built In, 2W each
Microphones	4 Digital Microphones	4 Digital Microphones
Keyboard	Silent Membrane with backlight, 1.2mm travel	Silent Membrane with backlight, 1.2mm travel
Pointing Device	Glass Touch/Click Pad with Microsoft Precision Touchpad Driver Support	Glass Touch/Click Pad with Microsoft Precision Touchpad Driver Support

Feature	LAPRC510	LAPRC710
	Enable/Disable option with LED indicator	Enable/Disable option with LED indicator
Camera	HD IR with Windows Hello Support	HD IR with Windows Hello Support
Network	Intel® Wi-Fi 6E AX211, Bluetooth* 5.2	Intel® Wi-Fi 6E AX211, Bluetooth* 5.2
Power Supply	USB-C PD 20V, 65W 100/240V AC 50/60Hz	USB-C PD 20V, 65W 100/240V AC 50/60Hz
Battery	73.41Whr (4830mAh) ±5% with Fast Charge Support	73.41Whr (4830mAh) ±5% with Fast Charge Support
Power, Charging and Battery LED	Power On: White, Power Off: Off Charging (Power On): Breathing White Charging (Power Off): Breathing White Battery Low (<20%): Amber Charging Finish (w/AC): White, w/o AC: Off	Power On: White, Power Off: Off Charging (Power On): Breathing White Charging (Power Off): Breathing White Battery Low (<20%): Amber Charging Finish (w/AC): White, w/o AC: Off
Front Light Bar	RGB	RGB
USB	2 USB 3.2 (Gen 2) x1 Type A 2 Type C Thunderbolt™ 4 (USB 4/DP 1.4a)	2 USB 3.2 (Gen 2) x1 Type A 2 Type C Thunderbolt™ 4 (USB 4/DP 1.4a)
Size	355mm x 230mm x 15mm	355mm x 230mm x 15mm
Weight	1.7kg ±0.05kg	1.7kg ±0.05kg
Security	1 Kensington* NanoSaver Lock	1 Kensington* NanoSaver Lock
Advanced Technologies Supported	Intel® Speed Shift Technology Intel® Turbo Boost Technology 2.0 Intel® Hyper-Threading Technology Intel® Dynamic Tuning Technology Intel® Virtualization Technology (VT-x) Intel® Virtualization Technology for Directed I/O (VT-d) Intel® Deep Learning Boost (Intel® DL Boost) Intel® 64 Architecture Intel® SSE4.1, Intel® SSE4.2, Intel® AVX2, Intel® AVX-512 Thermal Monitoring Technologies	Intel® Speed Shift Technology Intel® Turbo Boost Technology 2.0 Intel® Hyper-Threading Technology Intel® Dynamic Tuning Technology Intel® Virtualization Technology (VT-x) Intel® Virtualization Technology for Directed I/O (VT-d) Intel® Deep Learning Boost (Intel® DL Boost) Intel® 64 Architecture Intel® SSE4.1, Intel® SSE4.2, Intel® AVX2, Intel® AVX-512 Thermal Monitoring Technologies
Security and Reliability	Intel® AES New Instructions Intel® Boot Guard Intel® OS Guard Intel® Software Guard Extensions (Intel® SGX) Intel® Platform Trust Technology (Intel® PTT)	Intel® AES New Instructions Intel® Boot Guard Intel® OS Guard Intel® Software Guard Extensions (Intel® SGX) Intel® Platform Trust Technology (Intel® PTT)
OS Features	NUC Software Studio, Windows Hello Support, Voice Assistant Support for Alexa, and Cortana. Support for Modern Standby	NUC Software Studio, Windows Hello Support, Voice Assistant Support for Alexa, and Cortana. Support for Modern Standby

1 - For color gamut, 100% sRGB is per the specification, 95% sRGB is guaranteed.

To find information about...

Available configurations

Intel Processors

Intel Graphics

Intel HD Audio

Intel Wireless

Intel Technologies

For Support Visit

Visit this World Wide Web site:

<http://ark.intel.com>

<http://www.intel.com/processors>

<http://www.intel.com/graphics>

<http://www.intel.com/content/www/us/en/products/docs/chipsets/high-definition-audio.html>

<http://www.intel.com/wireless>

<http://www.intel.com/technology>

<http://www.intel.com/LaptopSupport>

2 Technical Reference

2.1 Block Diagram

Figure 1 is a block diagram of the major functional areas of the Intel® NUC M15 Laptop Kit. Note that some versions may have a non-touch display.

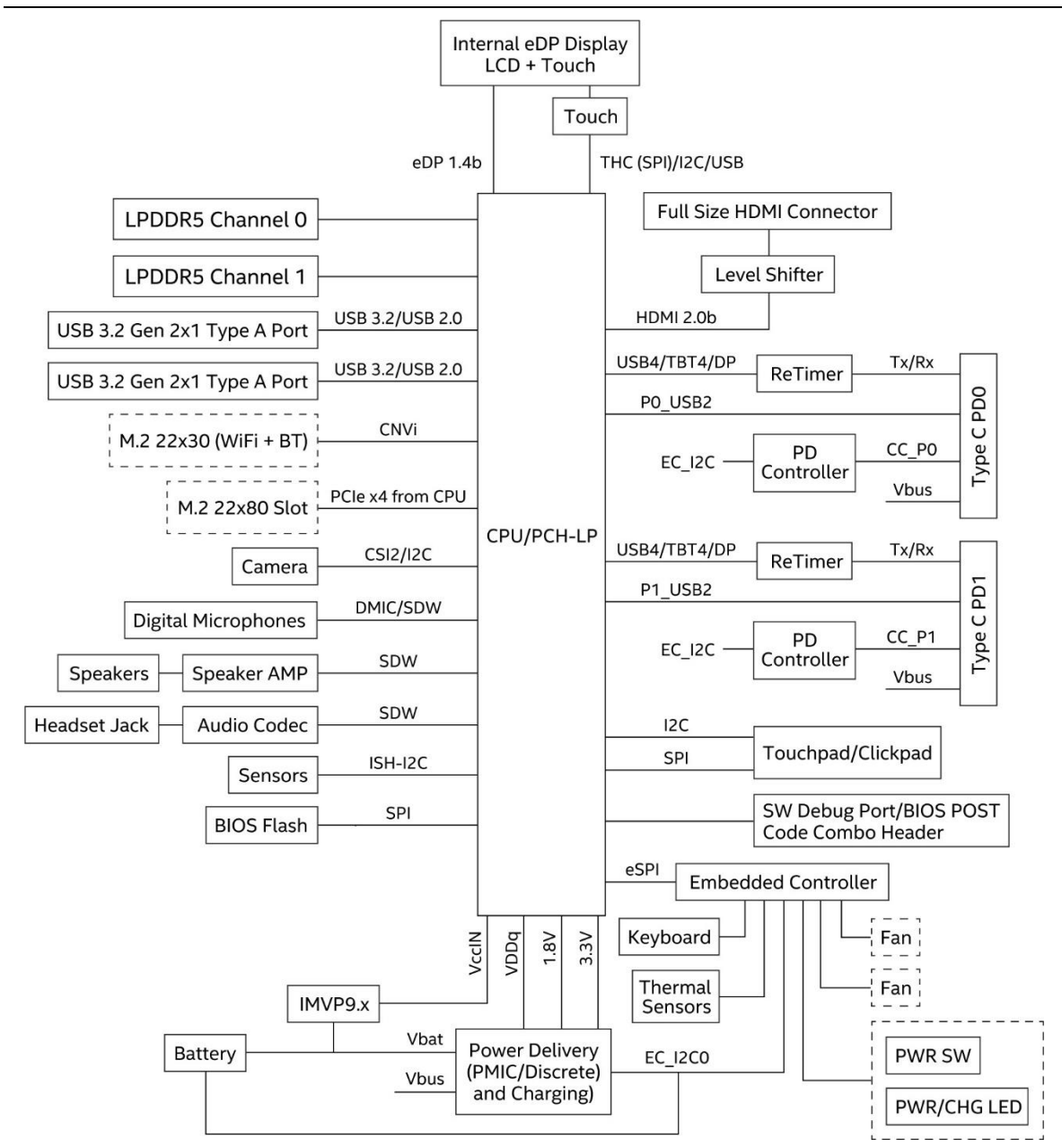


Figure 1. Block Diagram

2.2 Exterior Features

The following figures show the exterior features for all versions of the laptop.

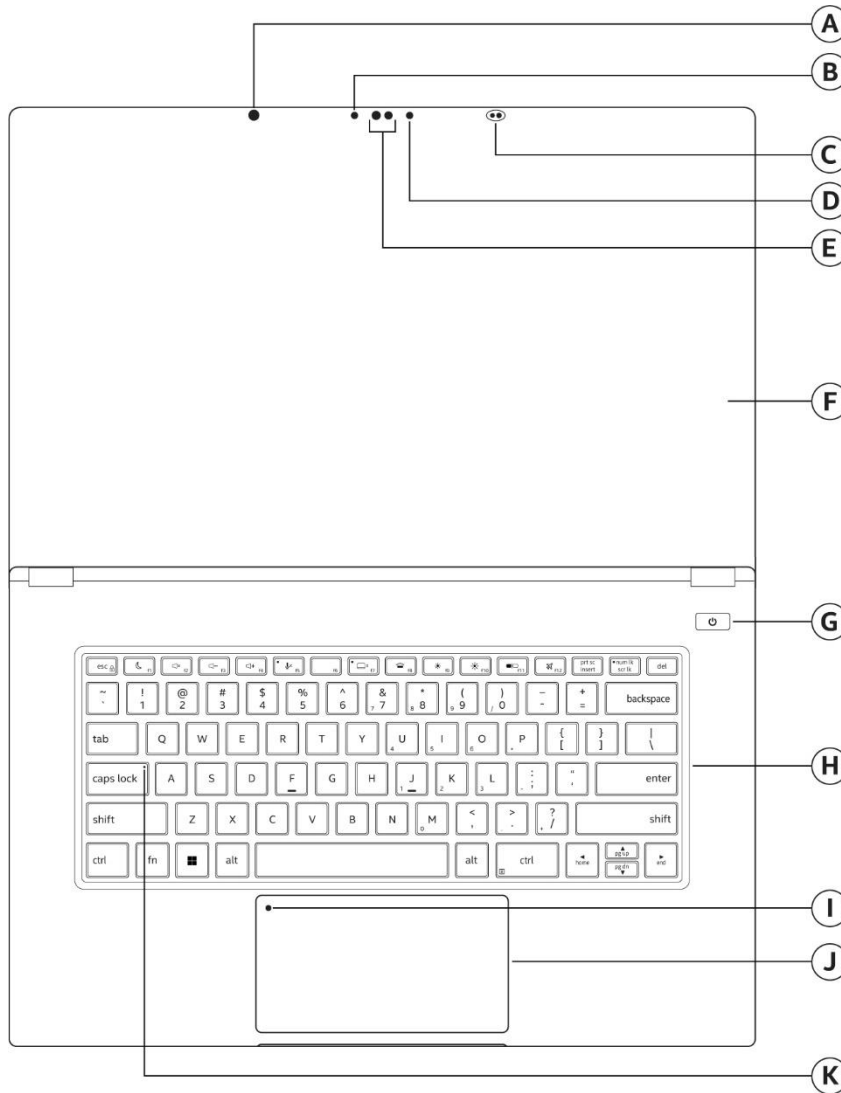


Figure 2. Top-Open Features

Table 3. Top-Open Features

Feature	Description	Feature	Description	Feature	Description
A	Ambient Light Sensor	E	Camera	I	Touchpad Enable/disable Switch/LED
B	White LED for Camera	F	Display	J	Touchpad/Clickpad
C	Time of Flight Sensor	G	Power Button ¹	K	Caps Lock Status LED
D	Infrared LED for Camera	H	Keyboard ²		

1. The power button incorporates a power and battery status LED.

2. United States ANSI keyboard shown. Other keyboard layouts and languages are available. See section 2.3.

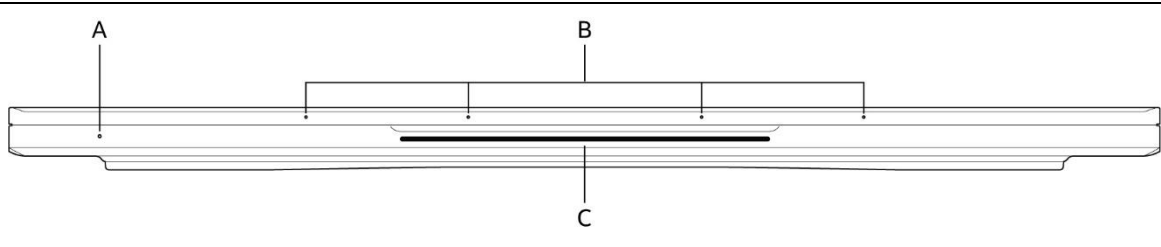


Figure 3. Front Features

Table 4. Front Features

Feature	Description	Feature	Description
A	Power/Battery Status LED ¹	C	RGB Light Bar
B	Digital Microphones		

1. The power/charging/battery status indicator will only be active when the lid is closed.

Table 5. Power/Charging/Battery Status Indicator States

Laptop Power Status	Powered On	Modern Standby	Hibernate	Powered Off
AC and Charging	White Breathing			
AC NOT Charging	White Solid		Off	
Battery	White Solid		Off	
Battery Low	Amber	Amber		Off

Table 6. RGB Light Bar Features

The RGB Light Bar can be configured for different uses as listed in the below table. Features can be configured using Intel® NUC Software Studio.

Feature	Description
Voice Assistant	The light bar will display the current state of the voice assistant in use on the system.
CPU Frequency	When the system is at base clock frequency, the middle of the light bar will be on. As frequency increases, more LEDs will turn on, moving from the center out.
Battery Charge State	When a power adapter is connected, the light bar will display the charging state from left to right. When the battery is fully charged, all the LEDs will be on.
Audio	The light bar will display a sound output meter moving from center out.
Single Color	Different colors can be displayed when the power adapter is plugged in or when on battery power.
Rainbow	The light bar rotates through the rainbow colors.

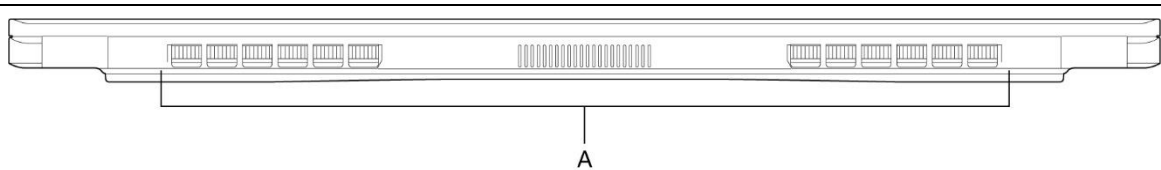


Figure 4. Back Features

Table 7. Back Features

Feature	Description
A	Air Vents

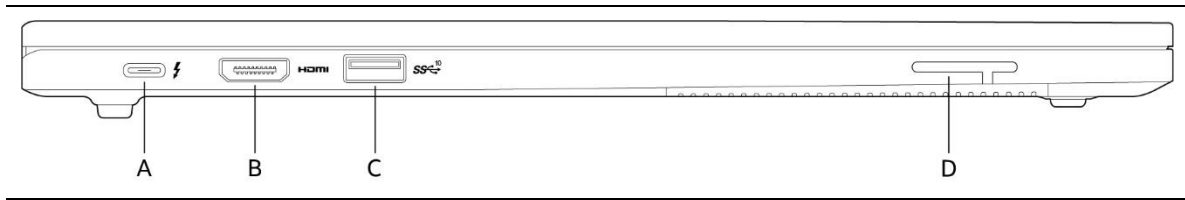


Figure 5. Left Features

Table 8. Left Features

Feature	Description
A	Thunderbolt™ 4 Port/Power Connector
B	HDMI* 2.1 TMDs Compatible Port
C	USB 3.2 (Gen 2) Type A Port
D	Wireless Antenna

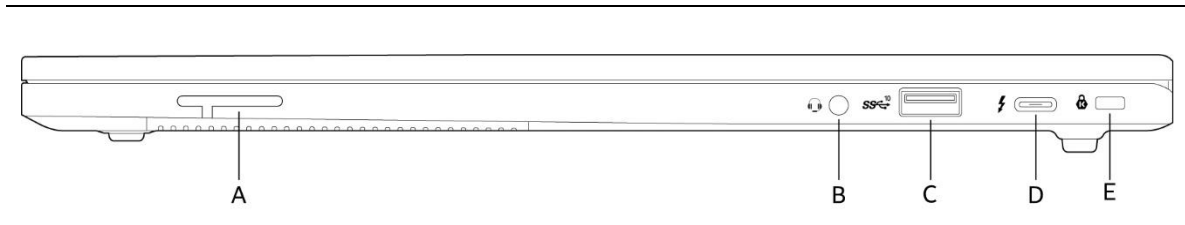


Figure 6. Right Features

Table 9. Right Features

Feature	Description
A	Wireless Antenna
B	Headset Jack
C	USB 3.2 (Gen 2) Type A
D	Thunderbolt™ 4 Port/Power Connector
E	Kensington NanoSaver Lock

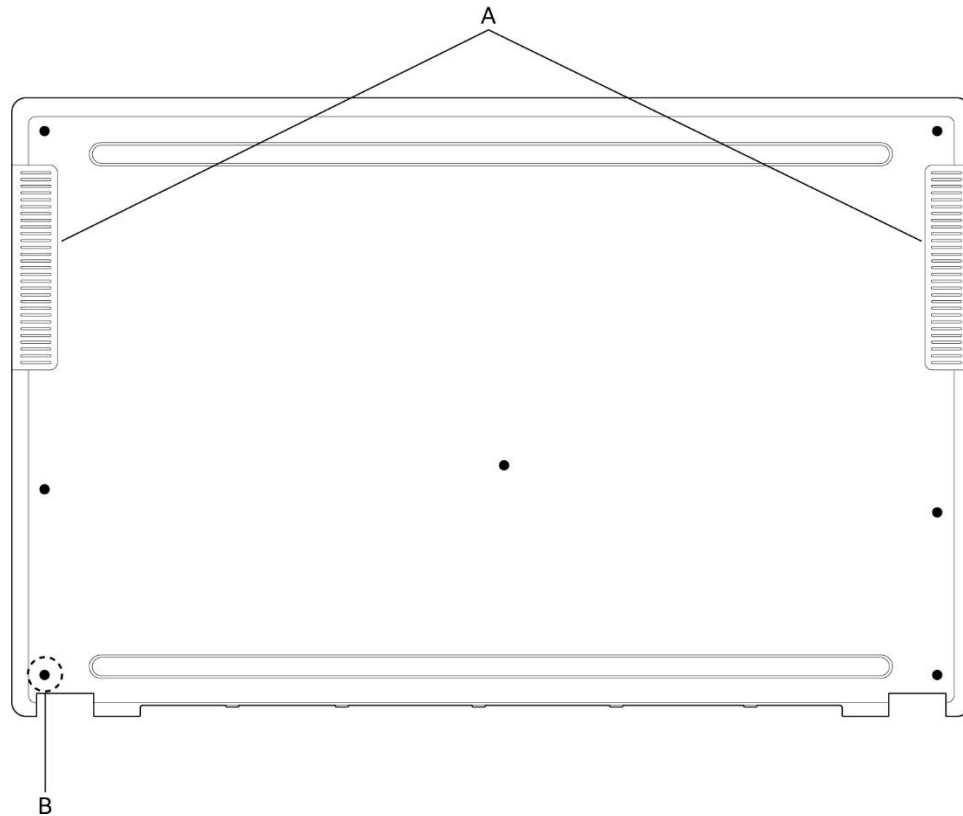


Figure 7. Bottom Features

Table 10. Bottom Features

Feature	Description
A	Speakers
B	Back Cover Screws

2.3 Keyboard

The following keyboard layouts and languages are available on these versions of LAPRC510 and LAPRC710.

Table 11. Keyboard Layout and Languages

Product Code	Layout	Language
BRC510BAB7B02	ISO	Blank
BRC510BAG7B02	ISO	German
BRC710BCB7B02	ISO	Blank
BRC710BCG7B02	ISO	German

2.4 External Graphics

Maximum Supported Resolutions

- HDMI* 2.1 TMDs Compatible – 3840x2160 48-60 Hz 24 bpp (RGB/YUV444) or 3840x2160 48-60 Hz 12 bpc (YUV420)
 - Supported Features
 - DVD-Audio
 - Static HDR (HDR static metadata)
 - Dolby* TrueHD / DTS-HD Master Audio bitstream capable
- DisplayPort* 1.4a via Thunderbolt™ 4 Port - 4096x2304 60 Hz 36 bpp or 5120 x3200 60 Hz 24 bpp

2.5 Memory

Memory is soldered down with support for the following memory features:

- Dual Channel LPDDR5 5200MHz
- 16GB of memory on LAPRC510
- 16GB of memory on LAPRC710

2.6 Storage

The following storage interface options are supported via one M.2 2280 (key type M) connector:

- Gen 4 PCIe x4 AHCI, NVMe port is reserved for the M.2 storage module supporting M.2 2280 (key type M) module. M.2 SATA SSD modules are not supported.

2.6.1 AHCI Mode

LAPRC510 and LAPRC710 supports AHCI storage mode.



NOTE

To use AHCI mode, AHCI must be enabled in the BIOS. Microsoft Windows* 11 includes the necessary AHCI drivers without the need to install separate AHCI drivers during the operating system installation process.*

2.7 Power Adapter

All versions of the laptop ship with a 20V, 65W 100/240V AC 50/60Hz power adapter with a USB Type C DC connector. The following AC power cords are available on these versions of LAPRC510 and LAPRC710.

Table 12. Power Cords

Product Code	AC Power Cord
BRC510BAB7B02	EU Type F
BRC510BAG7B02	EU Type F
BRC710BCB7B02	EU Type F
BRC710BCG7B02	EU Type F

2.8 Thunderbolt™ 4

Thunderbolt™ 4 is supported with up to 40 Gbps of data throughput, 5K (60Hz) monitor output, USB 4 connection, charging output capabilities up to 5V at 3A or 9V at 2A and a 20V at 3.25A maximum input via the USB Type C connectors. 15V at 3A input is not supported due to limitation of the 4S1P battery.

2.9 Environmental

Table 13 lists the environmental specifications for the LAPRC510 and LAPRC710.

Table 13. Environmental Specifications

Parameter	Specification		
Temperature			
Non-Operating	-20 °C to +45 °C		
Operating	0 °C to +35 °C		
Shock			
Unpackaged	120 g half sinusoid waveform		
	3ms, 18 times (3 times/axis)		
Packaged	Half sine 2 millisecond		
	Product Weight (pounds)	Free Fall (inches)	Velocity Change (inches/s ²)
	<20	36	167
	21-40	30	152
	41-80	24	136
	81-100	18	118
Vibration			
Unpackaged	5 Hz to 200 Hz: 2.62Grms, -6dB / octave from 200Hz to 500Hz		
	30 minutes per each axis (X, Y, Z)		
Packaged	5 Hz to 40 Hz: 0.015 g ² Hz (flat)		
	40 Hz to 500 Hz: 0.015 g ² Hz sloping down to 0.00015 g ² Hz		

Note: Before attempting to operate this product, the overall temperature of the product must be above the minimum operating temperature specified. It is recommended that the product temperature be at least room temperature before attempting to power on the product. The operating and non-operating environment must avoid condensing humidity.



CAUTION

To reduce the possibility of heat -related injuries or of overheating the computer, do not place the computer directly on your lap or obstruct the computer air vents. Use the computer only on a hard, flat surface. Do not allow another hard surface, such as an adjoining optional printer, or a soft surface, such as pillows or rugs or clothing, to block airflow. Also, do not allow the AC adapter to come into contact with the skin or a soft surface, such as pillows or rugs or clothing, during operation. The computer and the AC adapter comply with the user -accessible surface temperature limits defined by the International Standard for Safety of Information Technology Equipment (IEC 62368-1).

3 Characterized Errata

This section of the document communicates product Errata for the Intel® NUC M15 Laptop Kits.

Errata are design defects or deviations from current published specifications for a given product. Published errata may or may not be corrected. Hardware and software designed to be used with any given processor stepping must assume that all errata documented for that process stepping are present on all devices.

There are no characterized errata currently.