

Cisco Industrial Ethernet 4000 Series Switches

Developed specifically to withstand the harshest industrial environments, these switches offer the most flexible and resilient industrial Ethernet products with secure connectivity, simple management and edge application execution.

Product Overview

The Cisco® Industrial Ethernet (IE) 4000 Series delivers Gigabit connectivity to Cisco ruggedized switching portfolio with superior high-bandwidth switching capacity and proven Cisco IOS® Software. The IE 4000 Series provides highly secure access and industry-leading convergence ring protocols to support resilient and scalable networks while adhering to industry compliance requirements.

The IE 4000 Series is ideal for industrial Ethernet applications where hardened products are required, including manufacturing, energy, transportation, smart cities. With improved overall performance, greater bandwidth, advanced security features, and enhanced hardware, the Cisco IE 4000 Series complements the current industrial Ethernet portfolio of related Cisco industrial switches, such as the Cisco IE 2000 and IE 3000.

The Cisco IE 4000 can easily be installed. with a GUI based Device Manager, it also offers out-of-the-box industrial usage configuration and simplified manageability to deliver advanced security, data, video, and voice services over industrial networks.

The IE 4000 executes edge applications using Cisco IOx to transform sensor data into insight and action. With Cisco IOx for customers take advantage of consistent, distributed computing across Cisco IoT network infrastructure. For more information regarding Cisco IOx, please visit: [Cisco Iox Data Sheet](#)

Features and Benefits

Table 1. Features and Benefits of Cisco IE 4000

| Feature | Benefit |
|--|--|
| Robust Industrial Design | <ul style="list-style-type: none"> • Built for harsh environment and temperature range (-40 to 70 C). • Hardened for vibration, shock and surge, and noise immunity. • Resilient dual ring design via 4x Gigabit Ethernet uplink ports. • Complies with multi-industry specifications for automation, ITS, and substation environments. • Improves uptime, performance, and safety of industrial systems and equipment. • Fitted with compact, DIN rail compliant form factor ideal for industrial deployment. • Covers a wide range of Power over Ethernet (PoE) application requirements. |
| User-Friendly GUI Device Manager | <ul style="list-style-type: none"> • Allows easy configuration and monitoring via a web based Device Manager. • Eliminates the need for more complex terminal emulation programs. • Reduces the cost of deployment. |
| SwapDrive: “Zero-Config” Replacement | <ul style="list-style-type: none"> • Simple switch replacement in case of a failure. • No networking expertise required. • Helps ensure fast recovery. |
| High-Density Industrial Power over Ethernet (PoE) | <ul style="list-style-type: none"> • Reduces complexity with one cable for both connectivity and power. • Controls costs by limiting wiring, distribution panels, and circuit breakers. • Creates space and reduces heat dissipation. • Enables ready-to-use PoE devices like IP phones and wireless access points. |

| Feature | Benefit |
|---|--|
| | <ul style="list-style-type: none"> • Supports (on select models) maximum HD camera deployments. • Designed to support PoE power budget up to 240W. |
| Full Gigabit Ethernet Switch | <ul style="list-style-type: none"> • Connects new wireless access point (802.11n and 802.11ac). • Enables new HD IP Cameras and new PLC (Programmable Logic Control). • Allows SCADA (Supervisory Control And Data Acquisition) connectivity. • Provides introduction of new bandwidth-hungry applications in the industrial space. • Supports very-delay-sensitive applications and time-sensitive networks. • Delivers multiple rings, redundant ring topology for new network configurations. • Extends geographical scalability where longer distance connectivity is required. |
| Cisco IOx for Fog Compute Applications | <ul style="list-style-type: none"> • Reach business outcomes associated with IoT initiatives with application execution close to edge network. • Reach production scale rapidly by offering flexible application development and deployment approaches • Build new business with the ability to process high volumes of data close to network edge and deliver closed-loop system control in real time. |

Your Ruggedized Choice for Industrial Environments

The Cisco Industrial Ethernet (IE) 4000 Series offers:

- Bandwidth and capacity to grow with your networking needs: 20-Gbps nonblocking switching capacity with up to 20 Gigabit Ethernet ports per switch
- High-density industrial PoE/PoE+ support providing in-line power to up to 8 power devices, including IP cameras and phones, badge readers, wireless access points, etc.
- Cisco IOS Software features for smooth IT integration and policy consistency
- Robust resiliency enabled by dual ring design via 4x Gigabit Ethernet uplink ports, Resilient Ethernet Protocol (REP), Parallel Redundancy Protocol (PRP), PROFINET– Media Redundancy Protocol (MRP) ring, High Availability Seamless Redundancy (HSR) ring, Etherchannel and Flexlink support, redundant power input, dying gasp, etc.
- True zero-touch replacement for middle-of-the-night or middle-of-nowhere failure
- Line-rate, low-latency forwarding with advanced hardware assist features (such as NAT, IEEE1588)
- Simplified software upgrade path with universal images
- Support of Industrial automation protocols EtherNet/IP (CIP), PROFINET, and Modbus TCP

Figure 1 shows switch models, Table 2 shows all the available Cisco IE 4000 Series models, Table 3 lists the SW license PIDs, and Table 4 lists the power supplies for Cisco IE 4000 Series Switches.

Figure 1. IE 4000 Models



Table 2. Cisco IE 4000 Series Models

| Product Number | Total Ports | GE Combo Uplinks (4G) ¹ | Additional Combo Ports | RJ-45 Copper Ports (T) | SFP Fiber Ports (S) | PoE/PoE+ Ports (P, GP) | Default Software |
|--------------------|-------------|---|------------------------|------------------------|---------------------|------------------------|--|
| IE-4000-4TC4G-E | 8 | All models have 4 GE combo uplink ports | 4 (FE) | | | | All models ship with LAN Base image ² |
| IE-4000-8T4G-E | 12 | | | 8 (FE) | | | |
| IE-4000-8S4G-E | 12 | | | | 8 (FE) | | |
| IE-4000-4T4P4G-E | 12 | | | 4 (FE) | | 4 (FE) | |
| IE-4000-16T4G-E | 20 | | | 16 (FE) | | | |
| IE-4000-4S8P4G-E | 16 | | | | 4 (FE) | 8 (FE) | |
| IE-4000-8GT4G-E | 12 | | | 8 (GE) | | | |
| IE-4000-8GS4G-E | 12 | | | | 8 (GE) | | |
| IE-4000-4GC4GP4G-E | 12 | | | 4 (GE) | | 4 (GE) | |
| IE-4000-16GT4G-E | 20 | | | 16 (GE) | | | |
| IE-4000-8GT8GP4G-E | 20 | | | 8 (GE) | | 8 (GE) | |
| IE-4000-4GS8GP4G-E | 16 | | | | 4 (GE) | 8 (GE) | |

¹ Combo ports provide one copper and one fiber physical port and only one can be activated at a time.

² Can be upgraded to IP Services at a fee.

All copper Gigabit Ethernet interfaces support speed negotiation to 10/100/1000 mbps and duplex negotiation. All copper Fast Ethernet interfaces support speed negotiation to 10/100 mbps and duplex negotiation.

Table 3. Cisco IE 4000 Software Licenses and Accessories PIDs

| License | Description |
|-------------------|--|
| IE-LICENSE-SPARE | Spare license for software upgrade (L2 to L3 features or MRP protocols) |
| L-IE4000-RTU= | IE4000 Electronic software license upgrade from LAN base L2 to IP Services L3 features |
| LIC-MRP-Manager= | MRP ring manager license |
| LIC-MRP-Client= | MRP ring client license |
| STK-RACK-DINRAIL= | 19" DIN Rail mount kit |

Table 4. Power Supplies for Cisco IE 4000 Series Switches

| Product Number | Wattage | Rated Nominal Input Operating Range | Supported Input Voltage Operating Range | Power Output | PoE/PoE + Support | Use Case Scenario |
|--------------------|---------|--|---|--------------|-------------------|---|
| PWR-IE170W- PC-AC= | 170W | AC 100-240V/2.3A 50-60Hz or DC 125-250V/2.1A | AC 90-264V or DC 106-300V | 54VDC/3.15A | Yes | Maximum PoE/PoE+ port support in a AC or high DC environment ¹ |
| PWR-IE170W- PC-DC= | 170W | DC 12-54V/23A | DC 10.8-60V | 54VDC/3.15A | Yes | Maximum PoE/PoE+ port support in a DC environment ¹ |
| PWR-IE50W- AC= | 50W | AC 100-240V/1.25A 50-60Hz or DC 125-250V/1.25A | AC 90-264V or DC 106-300V | 24VDC/2.1A | No | No PoE/PoE+ support needed in an AC or DC environment |
| PWR-IE50W- AC-IEC= | 50W | AC 100-240V/1.25A 50-60Hz | AC 90-264V | 24VDC/2.1A | No | No PoE/PoE+ support needed when IEC plug is desired |

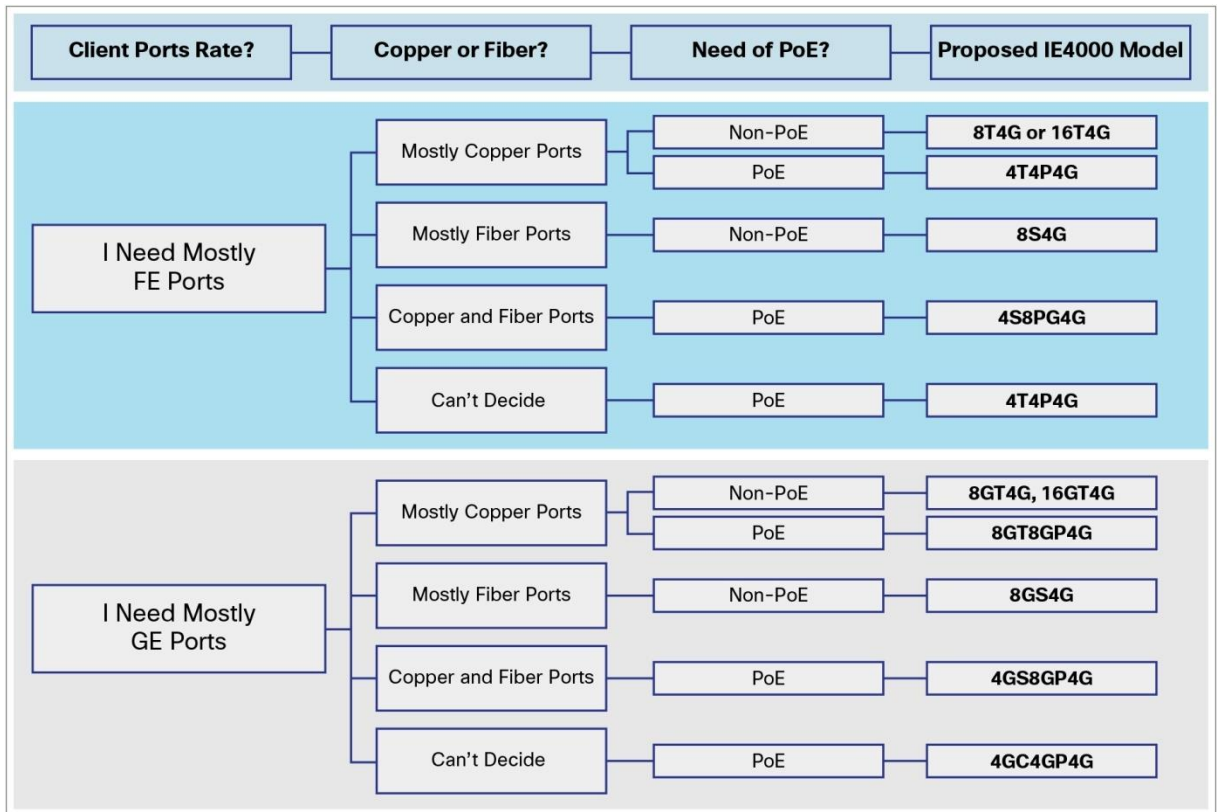
| Product Number | Wattage | Rated Nominal Input Operating Range | Supported Input Voltage Operating Range | Power Output | PoE/PoE + Support | Use Case Scenario |
|--------------------------|---------|--|---|--------------|-------------------|--|
| PWR-IE65W- PC-AC= | 65W | AC 100-240V/1.4A 50-60Hz or DC 125-250V/1.0A | AC 90-264V or DC 106-300V | 54VDC/1.2 A | Yes | Minimum (1~2 port) PoE support needed in an AC or high DC environment ² |
| PWR-IE65W- PC-DC= | 65W | DC 24-48VDC/4.5A | DC 18-60V | 54VDC/1.2 A | Yes | Minimum (1~2 port) PoE support needed in a DC environment ² |

¹ The entire power budget for the switch and PoE ports needs to stay within 170W. A PoE port draws up to 15.4W of power, and a PoE+ port draws up to 30W of power.

² The entire power budget for the switch and PoE ports needs to stay within 65W.

Figure 2 shows a diagram to help you select a Cisco IE 4000 model.

Figure 2. Cisco IE 4000 Model Selection Guide



Product Specifications

Table 5 lists specifications, Table 6 gives information about switch performance and scalability, Table 7 and 8 list important software features, Table 9 lists compliance specifications, Table 10 gives information about management and standards of the Cisco IE 4000 Series Switches, and Table 11 shows the list of supported SFPs.

Table 5. Product Specifications

| Description | Specification |
|--------------------------------|--|
| Hardware | <ul style="list-style-type: none"> • 1GB DRAM • 128-MB onboard flash memory • 1-GB removable SD flash memory card • Mini-USB connector • RJ-45 connector |
| Alarm | <ul style="list-style-type: none"> • Alarm I/O: two alarm inputs to detect dry contact open or closed, one alarm output relay |
| Power Input | <ul style="list-style-type: none"> • Redundant DC input voltage with operating range: nominal 9.6 to 60VDC • Maximum DC input current: 3.7A - IE-4000-4T4P4G-E, IE-4000-8T4G-E, IE-4000-8GT4G-E, IE-4000-16T4G-E 4.3A - IE-4000-4GC4GP4G-E, IE-4000-4TC4G-E, IE-4000-4S8P4G-E, IE-4000-4GS8GP4G-E, IE-4000-16GT4G-E, IE-4000-8GT8GP4G-E 5A - IE-4000-8S4G-E, IE-4000-8GS4G-E |
| Power Consumption | <ul style="list-style-type: none"> • IE-4000-4T4P4G-E, IE-4000-8T4G-E, IE-4000-8GT4G-E, and IE-4000-16T4G-E: 35W • IE-4000-4GC4GP4G-E, IE-4000-4TC4G-E, IE-4000-4S8P4G-E, IE-4000-4GS8GP4G-E, and IE-4000-16GT4G-E: 40W • IE-4000-8S4G-E, IE-4000-8GS4G-E: 42W • These numbers are measured at 9.6V and do not include PoE power consumption |
| Dimensions, (H x W x D) | <ul style="list-style-type: none"> • All IE 4000 models have the following dimensions: 6.12 x 6.12 x 5.09 in. (155.4 x 155.4 x 129.2 mm) • PWR-IE170W-PC-AC=: 5.93 x 3.72 x 5.60 in. (150.6 x 94.5 x 142.2) • PWR-IE170W-PC-DC=: 5.93 x 4.47 x 5.75 in. (150.6 x 113.5 x 145.8) • PWR-IE50W-AC=: 5.8 x 2.0 x 4.4 in. (147 x 51 x 112 mm) • PWR-IE50W-AC-IEC=: 5.8 x 2.0 x 4.4 in. (147 x 51 x 112 mm) • PWR-IE65W-PC-AC=: 5.9 x 2.6 x 4.6 in. (150 x 66 x 117 mm) • PWR-IE65W-PC-DC=: 5.9 x 2.6 x 4.6 in. (150 x 66 x 117 mm) |
| Weight | <ul style="list-style-type: none"> • All IE4000 models listed in Table 1: 6.35 pounds (2.88 kg) • PWR-IE170W-PC-AC=: 3.88 pounds (1.76 kg) • PWR-IE170W-PC-DC=: 3.7 pounds (1.67 kg) • PWR-IE50W-AC=: 1.4 lb (0.65 kg) • PWR-IE50W-AC-IEC=: 1.4 lb (0.65 kg) • PWR-IE65W-PC-DC=: 2.6 (1.18 Kg) • PWR-IE65W-PC-AC=: 2.7 (1.24 Kg) |

Table 6. Switch Performance and Scalability

| Description | Specification |
|-------------------------------|--|
| Forwarding rate | Line rate for all ports and all packet sizes |
| Number of queues | 4 egress |
| Unicast MAC addresses | 16,000 |
| IGMP multicast groups | 1,000 |
| Number of VLANs | 1,000 |
| IPv4 MAC security ACEs | 1,000 with default TCAM Template |
| NAT translation | Bidirectional, 128 unique subnet NAT translation entries, which can expand to tens of thousands of translated entries if designed properly |

Table 7. Cisco IE 4000 LAN BASE: Key Software Features

| LAN Base License (Default) | Features |
|------------------------------|--|
| Layer 2 Switching | IEEE 802.1, 802.3, 802.3at, 802.3af standard, VTPv2, NTP, UDLD, CDP, LLDP, Unicast Mac filter, Flexlink, Resilient Ethernet Protocol (REP), VTPv3, EtherChannel, Voice VLAN, QinQ tunneling, Industrial macro configuration |
| Security | SCP, SSH, SNMPv3, TACACS+, RADIUS Server/Client, MAC Address Notification, BPDU Guard, Port-Security, Private VLAN, DHCP Snooping, Dynamic ARP Inspection, IP Source Guard, 802.1x, Guest VLAN, MAC Authentication Bypass, 802.1x Multi-Domain Authentication, Storm Control, Trust Boundary, FIPS 140-2, Netflow Lite |
| Layer 2 Multicast | IGMPv1, v2, v3 Snooping, IGMP filtering, IGMP Querier |
| Management | Fast Boot, Express setup, Web Device Manager, Industrial Network Director (IND), MIB, Smartport, SNMP, syslog, storm control, unicast, multicast, broadcast, SPAN sessions, RSPAN, DHCP server, customized DOM (digital optical management), Embedded Event Manager (EEM), Plug-n-Play Agent |
| Industrial Ethernet | CIP Ethernet/IP, Profinet v2, IEEE 1588 PTP v2, NTP to PTP translation, CIP Time Sync |
| Quality of Service | Ingress Policing, Rate-Limit, Egress Queueing/shaping, AutoQoS, QoS |
| Layer 2 IPv6 | IPv6 Host support, HTTP over IPv6, SNMP over IPv6 |
| Layer 3 Routing | IPv4 Static Routing |
| Industrial Management | Layer 2 switching with 1:1 static Network Address Translation (NAT) |
| Redundancy | Redundancy Ethernet Protocol ring (REP) Parallel Redundancy Protocol (PRP) Media Redundancy Protocol (MRP) ring, MRP Auto Manager (MAM) High Availability Seamless Redundancy (HSR) |
| Utility | Power Profile, dying gasp, GOOSE messaging, SCADA protocol classification, MODBUS TCP/IP, utility SmartPort macro, BFD, Ethernet OAM, IEEE 802.3ah, CFM (IEEE 802.1ag) |

¹ Support after product General Availability

Table 8. Cisco IE 4000 IP Services: Key Software Features

| IP Services License | Additional Features |
|-------------------------------------|---|
| IP Multicast | PIM sparse mode (PIM-SM), PIM dense mode (PIM-DM), and PIM sparse-dense mode |
| IP Unicast Routing Protocols | OSPF, EIGRP, BGPv4, IS-IS, RIPv2, Policy-Based Routing (PBR), HSRP |
| Cisco Express Forwarding | Hardware routing architecture delivers extremely high-performance IP routing |
| IPv6 Routing | RIPng, OSPFv6, and EIGRPv6 support |
| Security | IEEE 802.1AE MACsec, Cisco TrustSec [®] , SGT inline tagging and SGACL |
| Virtualization | VRF-lite |

Table 9. Compliance Specifications

| Type | Standards |
|----------------------------------|--|
| Electromagnetic Emissions | FCC 47 CFR Part 15 Class A EN 55022A Class A VCCI Class A AS/NZS CISPR 22 Class A CISPR 11 Class A CISPR 22 Class A ICES 003 Class A CNS13438 Class A KN22 |
| Electromagnetic Immunity | EN55024 CISPR 24 AS/NZS CISPR 24 |

| Type | Standards |
|--|--|
| | KN24 EN 61000-4-2 Electro Static Discharge EN 61000-4-3 Radiated RF EN 61000-4-4 Electromagnetic Fast Transients N 61000-4-5 Surge EN 61000-4-6 Conducted RF EN 61000-4-8 Power Frequency Magnetic Field EN 61000-4-9 Pulse Magnetic Field EN 61000-4-11 AC Power Voltage EN 61000-4-18 Damped Oscillatory Wave EN-61000-4-29 DC Voltage Dips |
| Industry Standards | EN 61000-6-1 Light Industrial EN 61000-6-2 Industrial EN 61000-6-4 Industrial EN 61326 Industrial Control EN 61131-2 Programmable Controllers Substation KEMA (IEEE 1613, IEC 61850-3) Marine DNV NEMA TS-2 (EMC, environmental, mechanical) IEEE 1613 Electric Power Stations Communications Networking IEC 61850-3 Electric Substations Communications Networking EN50155 Railway - Electronic Equipment on Rolling Stock (EMC, ENV, Mech) EN50121-4 Railway - Signaling and Telecommunications Apparatus EN50121-3-2 Railway - Apparatus for Rolling Stock ODVA Industrial EtherNet/IP PROFINET conformance B IP30 (per EN60529) |
| Safety Standards and Certifications | Information Technology Equipment: UL/CSA 60950-1 EN 60950-1 CB to IEC 60950-1 with all country deviations NOM to NOM-019-SCFI (through partners and distributor) Industrial Floor (Control Equipment): UL 508 CSA C22.2, No 142 Hazardous Locations: ANSI/ISA 12.12.01 CSA C22.2 No 213 IEC 60079-0, -15 IECEx test report EN 60079-0, -15 ATEX certification (Class I Zone 2) Cabinet enclosure required |
| Operating Environment | Operating Temperature: -40C to +75C <ul style="list-style-type: none"> -40C to +70C (Vented Enclosure Operating) -40C to +60C (Sealed Enclosure Operating) -34C to +75C (Fan or Blower equipped Enclosure Operating) EN 60068-2-1 EN 60068-2-2 EN 61163 Altitude: up to 15,000 feet |
| Storage Environment | Temperature: -40 to +85 degrees C Altitude: 15,000 feet IEC 60068-2-14 |
| Humidity | Relative humidity of 5% to 95% non-condensing IEC 60068-2-3 IEC 60068-2-30 |
| Shock and Vibration | IEC 60068-2-27 (operational shock, 50G, 11ms, Half Sine) IEC 60068-2-27 (Non-Operational Shock, 65-80G, 9ms, Trapezoidal) IEC 60068-2-6, IEC 60068-2-64, EN 61373 (Operational Vibration) IEC 60068-2-6, IEC 60068-2-64, EN 61373 (Non-operational Vibration) |

| Type | Standards |
|---|--|
| Corrosion | ISO 9223: Corrosion class C3-Medium class C4-High EN 60068-2-52 (Salt Fog) EN 60068-2-60 (Flowing Mixed Gas) |
| Others | RoHS Compliance China RoHS Compliance TAA (Government) CE (Europe) |
| Warranty | Five-year limited HW warranty on all IE-4000 PIDs and all IE Power Supplies (see table 3 above). See link below for more details on warranty |
| Mean Time Between Failure (MTBF) | IE-4000-4TC4G-E: 578, 730 Hours IE-4000-8T4G-E: 591, 070 Hours IE-4000-8S4G-E: 583, 700 Hours IE-4000-4T4P4G-E: 562, 300 Hours IE-4000-16T4G-E: 558, 310 Hours IE-4000-4S8P4G-E: 535, 880 Hours IE-4000-8GT4G-E: 591, 240 Hours IE-4000-8GS4G-E: 583, 700 Hours IE-4000-4GC4GP4G-E: 550, 940 Hours IE-4000-16GT4G-E: 558, 630 Hours IE-4000-8GT8GP4G-E: 519, 190 Hours IE-4000-4GS8GP4G-E: 536, 220 Hours |

Table 10. Management and Standards

| Description | Specification |
|-----------------------|---|
| IEEE Standards | <ul style="list-style-type: none"> • IEEE 802.1D MAC Bridges, STP • IEEE 802.1p Layer2 COS prioritization • IEEE 802.1q VLAN • IEEE 802.1s Multiple Spanning-Trees • IEEE 802.1w Rapid Spanning-Tree • IEEE 802.1x Port Access Authentication • IEEE 802.1AB LLDP • IEEE 802.3ad Link Aggregation (LACP) • IEEE 802.3af Power over Ethernet provides up to 15.4W DC power to each end device • IEEE 802.3at Power over Ethernet provides up to 25.5W DC power to each end device • IEEE 802.3af Power over Ethernet • IEEE 802.3at Power over Ethernet Plus • IEEE 802.3ah 100BASE-X SMF/MMF only • IEEE 802.3x full duplex on 10BASE-T • IEEE 802.3 10BASE-T specification • IEEE 802.3u 100BASE-TX specification • IEEE 802.3ab 1000BASE-T specification • IEEE 802.3z 1000BASE-X specification • IEEE 1588v2 PTP Precision Time Protocol • IEEE 802.1AS PTP • IEEE 802.1Qbv TSN |
| RFC Compliance | <ul style="list-style-type: none"> • RFC 768: UDP • RFC 783: TFTP • RFC 791: IPv4 protocol • RFC 792: ICMP • RFC 793: TCP • RFC 826: ARP • RFC 854: Telnet • RFC 951: BOOTP • RFC 959: FTP • RFC 1157: SNMPv1 • RFC 1901,1902-1907 SNMPv2 • RFC 2273-2275: SNMPv3 • RFC 2571: SNMP Management • RFC 1166: IP Addresses • RFC 1256: ICMP Router Discovery • RFC 1305: NTP • RFC 1492: TACACS+ • RFC 1493: Bridge MIB Objects • RFC 1534: DHCP and BOOTP interoperation • RFC 1542: Bootstrap Protocol • RFC 1643: Ethernet Interface MIB • RFC 1757: RMON • RFC 2068: HTTP • RFC 2131, 2132: DHCP • RFC 2236: IGMP v2 • RFC 3376: IGMP v3 • RFC 2474: DiffServ Precedence • RFC 3046: DHCP Relay Agent Information Option • RFC 3580: 802.1x RADIUS • RFC 4250-4252 SSH Protocol |

| Description | Specification | |
|-------------------------|--|--|
| SNMP MIB Objects | <ul style="list-style-type: none"> • BRIDGE-MIB • CALISTA-DPA-MIB • CISCO-ACCESS-ENVMON-MIB • CISCO-ADMISSION-POLICY-MIB • CISCO-AUTH-FRAMEWORK-MIB • CISCO-BRIDGE-EXT-MIB • CISCO-BULK-FILE-MIB • CISCO-CABLE-DIAG-MIB • CISCO-CALLHOME-MIB • CISCO-CAR-MIB • CISCO-CDP-MIB • CISCO-CIRCUIT-INTERFACE-MIB • CISCO-CLUSTER-MIB • CISCO-CONFIG-COPY-MIB • CISCO-CONFIG-MAN-MIB • CISCO-DATA-COLLECTION-MIB • CISCO-DHCP-SNOOPING-MIB • CISCO-EMBEDDED-EVENT-MGR-MIB • CISCO-ENTITY-ALARM-MIB • CISCO-ENTITY-SENSOR-MIB • CISCO-ENTITY-VENDORTYPE-OID-MIB • CISCO-ENVMON-MIB • CISCO-ERR-DISABLE-MIB • CISCO-FLASH-MIB • CISCO-FTP-CLIENT-MIB • CISCO-IF-EXTENSION-MIB • CISCO-IGMP-FILTER-MIB • CISCO-IMAGE-MIB • CISCO-IP-STAT-MIB • CISCO-LAG-MIB • CISCO-LICENSE-MGMT-MIB • CISCO-MAC-AUTH-BYPASS-MIB • CISCO-MAC-NOTIFICATION-MIB • CISCO-MEMORY-POOL-MIB • CISCO-PAE-MIB • CISCO-PAGP-MIB • CISCO-PING-MIB • CISCO-PORT-QOS-MIB • CISCO-PORT-SECURITY-MIB • CISCO-PORT-STORM-CONTROL-MIB • CISCO-PRIVATE-VLAN-MIB • CISCO-PROCESS-MIB • CISCO-PRODUCTS-MIB • CISCO-RESILIENT-ETHERNET-PROTOCOL-MIB • CISCO-RTTMON-ICMP-MIB • CISCO-RTTMON-IP-EXT-MIB • CISCO-RTTMON-MIB • CISCO RTTMON-RTP-MIB | <ul style="list-style-type: none"> • CISCO RTTMON-RTP-MIB • CISCO-SNMP-TARGET-EXT-MIB • CISCO-STACK-MIB • CISCO-STACKMAKER-MIB • CISCO-STP-EXTENSIONS-MIB • CISCO-SYSLOG-MIB • CISCO-TCP-MIB • CISCO-UDLD-MIB • CISCO-VLAN-IFTABLE-RELATIONSHIP-MIB • CISCO-VLAN-MEMBERSHIP-MIB • CISCO-VTP-MIB • ENTITY-MIB • ETHERLIKE-MIB • HC-RMON-MIB • IEEE8021-PAE-MIB • IEEE8023-LAG-MIB • IF-MIB • IP-FORWARD-MIB • LLDP-EXT-MED-MIB • LLDP-EXT-PNO-MIB • LLDP-MIB • NETRANGER • NOTIFICATION-LOG-MIB • OLD-CISCO-CHASSIS-MIB • OLD-CISCO-CPU-MIB • OLD-CISCO-FLASH-MIB • OLD-CISCO-INTERFACES-MIB • OLD-CISCO-IP-MIB • OLD-CISCO-MEMORY-MIB • OLD-CISCO-SYS-MIB< • OLD-CISCO-SYSTEM-MIB • OLD-CISCO-TCP-MIB • OLD-CISCO-TS-MIB • RMON-MIB • RMON2-MIB • SMON-MIB • SNMP-COMMUNITY-MIB • SNMP-FRAMEWORK-MIB • SNMP-MPD-MIB • SNMP-NOTIFICATION-MIB • SNMP-PROXY-MIB • SNMP-TARGET-MIB • SNMP-USM-MIB • SNMP-VIEW-BASED-ACM-MIB • SNMPv2-MIB • TCP-MIB • UDP-MIB |

Table 11. SFP Support

| Part Number | Specification | SFP Type | Max Distance | Cable Type | Temp Range* | DOM Support |
|--------------------------|-----------------|----------|--------------|------------|-------------|-------------|
| GLC-FE-100FX-RGD= | 100BASE-FX | FE | 2km | MMF | IND | Yes |
| GLC-FE-100LX-RGD= | 100BASE-LX10 | FE | 10km | SMF | IND | Yes |
| GLC-FE-100FX= | 100BASE-FX | FE | 2km | MMF | COM | No |
| GLC-FE-100LX= | 100BASE-LX10 | FE | 10km | SMF | COM | No |
| GLC-FE-100EX= | 100BASE-EX | FE | 40km | SMF | COM | No |
| GLC-FE-100ZX= | 100BASE-ZX | FE | 80km | SMF | COM | No |
| GLC-FE-100BX-D= | 100BASE-BX10 | FE | 10km | SMF | COM | No |
| GLC-FE-100BX-U= | 100BASE-BX10 | FE | 10km | SMF | COM | Yes |
| GLC-SX-MM-RGD= | 1000BASE-SX | GE | 550m | MMF | IND | Yes |
| GLC-LX-SM-RGD= | 1000BASE-LX/LH | GE | 550m/10km | MMF/SMF | IND | Yes |
| GLC-ZX-SM-RGD= | 1000BASE-ZX | GE | 70km | SMF | IND | Yes |
| GLC-BX40-U-I= | 1000BASE-BX40 | GE | 40km | SMF | IND | Yes |
| GLC-BX40-D-I= | 1000BASE-BX40 | GE | 40km | SMF | IND | Yes |
| GLC-BX40-DA-I= | 1000BASE-BX40 | GE | 40km | SMF | IND | Yes |
| GLC-BX80-U-I= | 1000BASE-BX80 | GE | 80km | SMF | IND | Yes |
| GLC-BX80-D-I= | 1000BASE-BX80 | GE | 80km | SMF | IND | Yes |
| GLC-SX-MMD= | 1000BASE-SX | GE | 550m | MMF | EXT | Yes |
| GLC-LH-SMD= | 1000BASE-LX/LH | GE | 550m/10km | MMF/SMF | EXT | Yes |
| GLC-EX-SMD= | 1000BASE-EX | GE | 40km | SMF | EXT | Yes |
| GLC-ZX-SMD= | 1000BASE-ZX | GE | 70km | SMF | EXT | Yes |
| GLC-BX-D= | 1000BASE-BX10 | GE | 10km | SMF | COM | Yes |
| GLC-BX-U= | 1000BASE-BX10 | GE | 10km | SMF | COM | Yes |
| CWDM-SFP-xxxx= (8 freq) | CWDM 1000BASE-X | GE | | SMF | COM | Yes |
| DWDM-SFP-xxxx= (40 freq) | DWDM 1000BASE-X | GE | | SMF | COM | Yes |
| SFP-GE-S= | 1000BASE-SX | GE | 550m | MMF | EXT | Yes |
| SFP-GE-L= | 1000BASE-LX/LH | GE | 550m/10km | MMF/SMF | EXT | Yes |
| SFP-GE-Z= | 1000BASE-ZX | GE | 70km | SMF | EXT | Yes |
| GLC-SX-MM= | 1000BASE-SX | GE | 550m | MMF | COM | No |
| GLC-LH-SM= | 1000BASE-LX/LH | GE | 550m/10km | MMF/SMF | COM | No |
| GLC-ZX-SM= | 1000BASE-ZX | GE | 70km | SMF | COM | Yes |
| GLC-TE= | 1000BASE-T | GE | 100m | Copper | EXT | NA |

Note: Not all SFPs supported in all SW versions. For first software release supporting SFP refer to https://www.cisco.com/en/US/products/hw/modules/ps5455/products_device_support_tables_list.html

Not all SFPs are supported in PROFINET GSD, SIMATIC STEP7/TIA Portal, please visit https://www.cisco.com/c/en/us/td/docs/switches/lan/industrial/software/configuration/guide/b_sfp_TIA.html

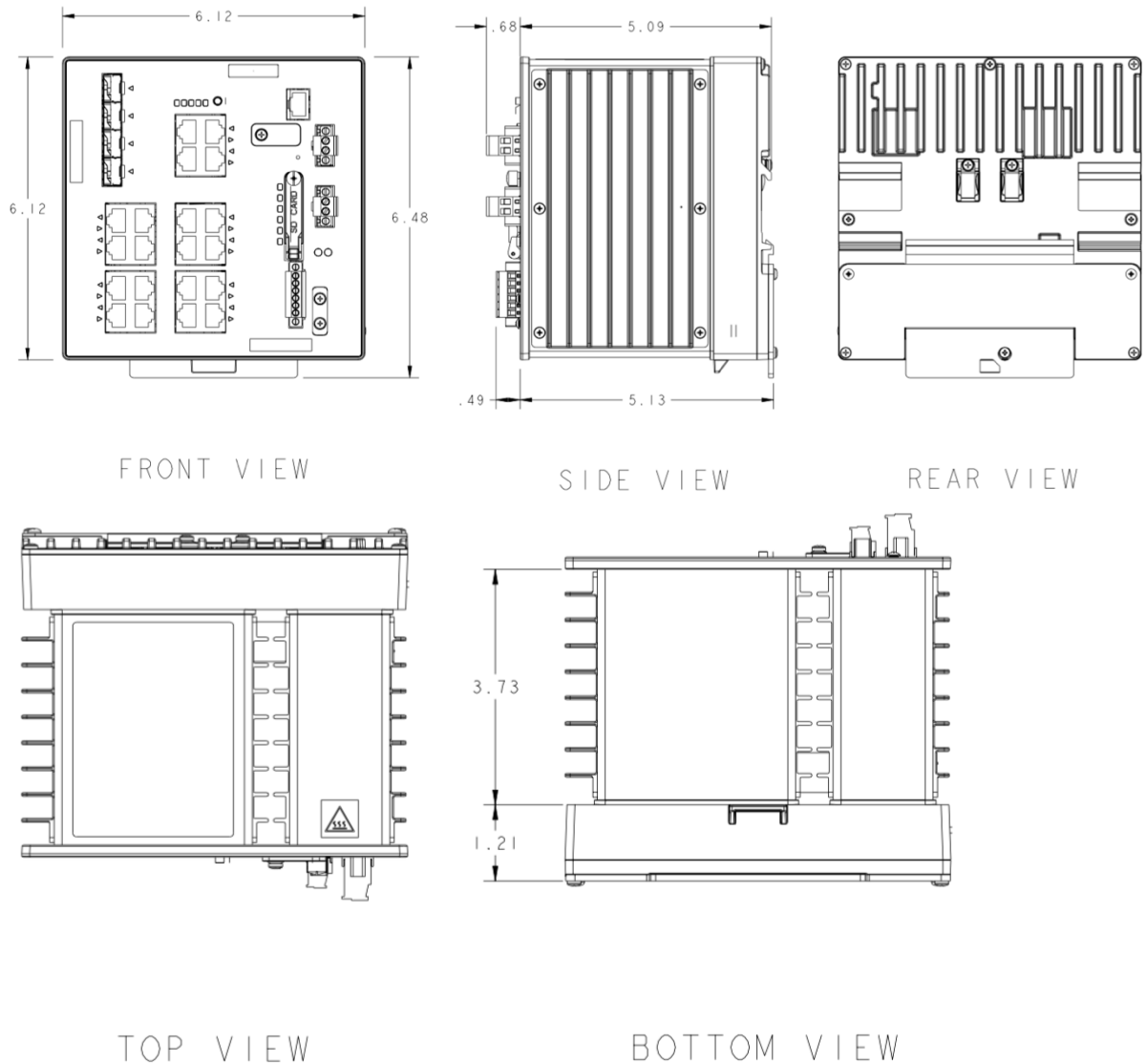
* If non industrial (i.e., EXT, COM) SFPs are used the switch operating temperature must be derated.

MMF = multi-mode fiber

SMF = single-mode fiber

Figure 3 shows IE4000 mechanical dimensions

Figure 3. IE-4000



Warranty Information

Warranty information for the IE 4000 is available on <http://www.cisco-servicefinder.com/warrantyfinder.aspx>.

Cisco Capital

Financing to Help You Achieve Your Objectives

Cisco Capital can help you acquire the technology you need to achieve your objectives and stay competitive. We can help you reduce CapEx. Accelerate your growth. Optimize your investment dollars and ROI. Cisco Capital financing gives you flexibility in acquiring hardware, software, services, and complementary third-party equipment. And there's just one predictable payment. Cisco Capital is available in more than 100 countries. [Learn more.](#)




Americas Headquarters
Cisco Systems, Inc.
San Jose, CA

Asia Pacific Headquarters
Cisco Systems (USA) Pte. Ltd.
Singapore

Europe Headquarters
Cisco Systems International BV Amsterdam,
The Netherlands

Cisco has more than 200 offices worldwide. Addresses, phone numbers, and fax numbers are listed on the Cisco Website at www.cisco.com/go/offices.

 Cisco and the Cisco logo are trademarks or registered trademarks of Cisco and/or its affiliates in the U.S. and other countries. To view a list of Cisco trademarks, go to this URL: www.cisco.com/go/trademarks. Third party trademarks mentioned are the property of their respective owners. The use of the word partner does not imply a partnership relationship between Cisco and any other company. (1110R)