

# **HILLIARD CITY SCHOOL DISTRICT**



Monthly Financial Report

September 2023

Anita Dalluge, Interim Treasurer/C.F.O.

# General Fund Actual vs. Budgeted Summary

Period Ending - September 30, 2023

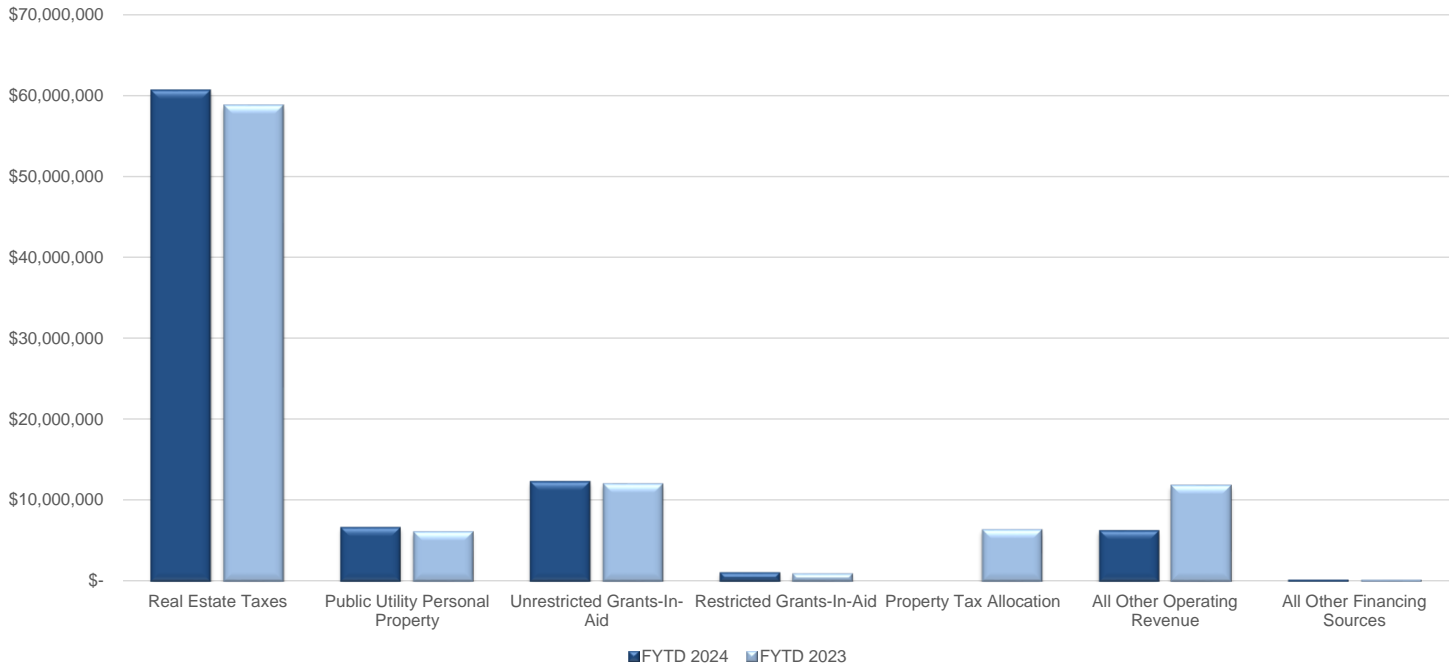
	<u>Budget</u>	<u>FYTD Actual</u>	<u>Projected Remaining</u>	<u>FYTD Actual % of Budget</u>
Beginning Balance		\$ 93,705,708		
<b>RECEIPTS:</b>				
Real Estate Taxes	\$ 131,746,909	\$ 60,614,523	\$ 71,132,386	46.01%
Public Utility Personal Property	12,922,119	6,555,649	6,366,470	50.73%
Unrestricted Grants-In-Aid	46,818,945	12,225,720	34,593,225	26.11%
Restricted Grants-In-Aid	3,764,232	956,785	2,807,447	25.42%
Property Tax Allocation	12,456,342	-	12,456,342	0.00%
All Other Operating Revenue	10,562,214	6,155,551	4,406,663	58.28%
All Other Financing Sources	200,000	5,269	194,731	2.63%
<b>Total Receipts</b>	<u>\$ 218,470,761</u>	<u>\$ 86,513,496</u>	<u>\$ 131,957,265</u>	39.60%
<b>EXPENDITURES:</b>				
Personnel Services	\$ 144,574,493	\$ 33,966,826	\$ 110,607,667	23.49%
Retirement/Benefits	58,171,352	14,143,165	44,028,187	24.31%
Purchased Services	22,301,414	4,336,865	17,964,549	19.45%
Supplies, Materials, Textbooks	10,372,841	2,454,080	7,918,762	23.66%
Capital Outlay	2,568,755	2,062,477	506,279	80.29%
Debt - principal & interest HB264	277,500	-	277,500	0.00%
Other Expenditures	3,074,541	1,393,767	1,680,774	45.33%
All Other Financing Uses	405,000	-	405,000	0.00%
<b>Total Expenditures</b>	<u>\$ 241,745,897</u>	<u>\$ 58,357,179</u>	<u>\$ 183,388,718</u>	24.14%
<b>Revenue Over (Under) Expenditures</b>		<u>\$ 28,156,317</u>		
<b>Ending Balance</b>		<u><u>\$ 121,862,026</u></u>		
Outstanding Encumbrances		\$ 16,012,248		
Unencumbered Ending Balance		<u><u>\$ 105,849,778</u></u>		

*The Fiscal Year begins July 1 and ends June 30. Fiscal Year to Date (FYTD) represents cumulative amounts through the month reported.*

# General Fund Current FYTD vs. Prior FYTD Summary - Revenues

Period Ending September 30, 2023

## Revenues



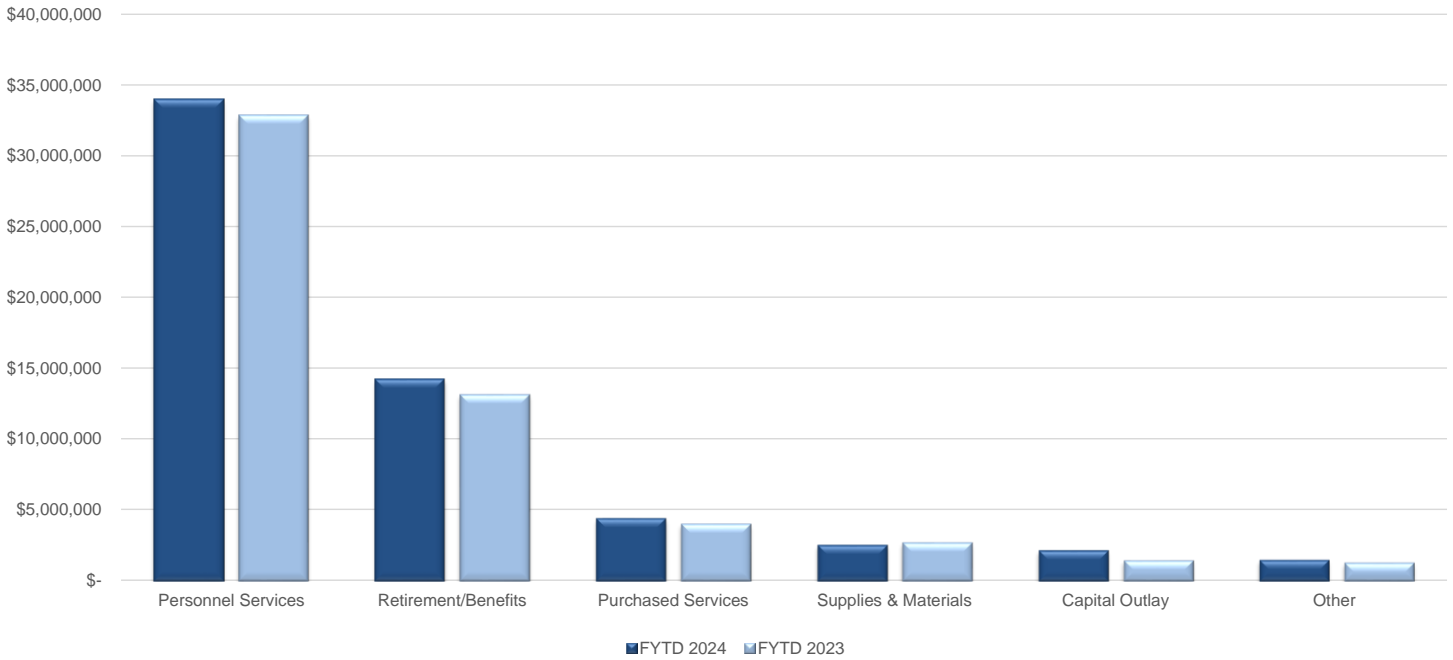
	<b>FYTD 2024</b>	<b>% OF TOTAL</b>	<b>FYTD 2023</b>	<b>% OF CHANGE PRIOR YEAR</b>
Real Estate Taxes	\$ 60,614,523	70.06%	\$ 58,699,192	3.26%
Public Utility Personal Property	6,555,649	7.58%	6,006,921	9.13%
Unrestricted Grants-In-Aid	12,225,720	14.13%	11,929,644	2.48%
Restricted Grants-In-Aid	956,785	1.11%	796,673	20.10%
Property Tax Allocation	-	0.00%	6,258,567	-100.00%
All Other Operating Revenue	6,155,551	7.12%	11,707,196	-47.42%
All Other Financing Sources	5,269	0.01%	627	740.29%
<b>GRAND TOTAL</b>	<b>\$ 86,513,496</b>		<b>\$ 95,398,820</b>	

Increase in Restricted Grants-In-Aid - QSCB Credit received in Sept 2023 for FY24, received in November 2022 for FY23.  
 Decrease in Property Tax Allocation - FY 23 Homestead/Rollback revenue received in Sept 2022, FY24 will be October 2023.  
 Decrease in Other Operating Revenue - The district received BOR payments in FY23 of \$6.8 million  
 Increase in All Other related to refund of prior year expenditure from vendor, \$5,269

# General Fund Current FYTD vs. Prior FYTD Summary - Expenditures

Period Ending - September 30, 2023

## Expenditures



	<b>FYTD 2024</b>	<b>% OF TOTAL</b>	<b>FYTD 2023</b>	<b>% OF CHANGE PRIOR YEAR</b>
Personnel Services	\$ 33,966,826	58.21%	\$ 32,784,768	3.61%
Retirement/Benefits	14,143,165	24.24%	13,073,296	8.18%
Purchased Services	4,336,865	7.43%	3,948,388	9.84%
Supplies & Materials	2,454,080	4.21%	2,632,524	-6.78%
Capital Outlay	2,062,477	3.53%	1,367,189	50.86%
Other	1,393,767	2.39%	1,194,236	16.71%
<b>GRAND TOTAL</b>	<b>\$ 58,357,179</b>		<b>\$ 55,000,401</b>	

Increase in Purchased Services related to increase in property insurance costs and increase in Spec Edu Tuition over FY23 YTD.

Increase in Capital Outlay reflects purchase of 15 regular and 4 electric buses in FY24 compared to 12 regular in FY23

Increase in Other Expenditures related to ESC COG services not yet reclassified to other line items, and increase in overall COG service costs.

# Hilliard City School District - Summary by Appropriation

Period Ending September 30, 2023

General Fund 001		Prior		FYTD		FYTD		FYTD	
		FYTD	FY Carryover	FYTD	MTD Actual	FYTD Actual	Current	Unencumbered	FYTD Percent
Func	Description	Appropriated	Encumbrances	Expendable	Expenditures	Expenditures	Encumbrances	Balance	Exp/Enc
1100	Regular Instruction	\$ 110,535,894	\$ 1,293,920	\$ 111,829,813	\$ 8,635,092	\$ 26,450,710	\$ 3,330,589	\$ 82,048,515	10.70%
1200	Special Instruction	26,198,371	9,000	26,207,371	2,273,907	6,229,974	2,802,377	17,175,019	19.37%
1300	Vocation Instruction	2,299,402	155	2,299,557	165,198	497,908	17,411	1,784,238	7.94%
1900	Other Instruction	9,368,196	-	9,368,196	766,287	2,180,159	60,723	7,127,314	8.83%
2100	Support Services	20,883,383	71,818	20,955,200	1,666,702	4,650,517	1,623,342	14,681,341	15.70%
2200	Educational Media Services	9,456,092	407,952	9,864,044	700,828	2,716,493	778,244	6,369,307	14.99%
2300	Support Services - Board of Education	452,690	19,197	471,887	40,992	117,330	355,286	(729)	83.98%
2400	Support Services - Administration	11,971,086	124,500	12,095,586	941,038	2,902,048	401,106	8,792,433	11.10%
2500	Fiscal Services	3,580,902	14,725	3,595,627	124,117	1,243,460	153,255	2,198,912	7.71%
2600	Support Services - Business	909,363	21,344	930,707	104,521	234,030	157,319	539,358	28.13%
2700	Operation and Maintenance of Plant Services	19,650,609	378,738	20,029,348	1,400,487	4,868,240	4,486,744	10,674,364	29.39%
2800	Support Services - Pupil Transportation	14,274,418	23,737	14,297,856	973,947	4,477,608	1,309,287	8,510,961	15.70%
2900	Support Services - Central	2,933,477	5,000	2,938,477	192,646	675,089	125,110	2,138,279	10.81%
4100	Academic Oriented Activities	1,610,318	5,910	1,616,228	350,219	581,911	59,612	974,705	25.36%
4500	Sport Oriented Activities	4,178,626	385	4,179,011	123,556	422,408	175,527	3,581,076	7.16%
5200	Site Improvement Services	22,143	39,873	62,017	-	26,858	29,400	5,758	47.41%
5300	Architecture & Engineering	27,449	-	27,449	-	-	20,000	7,449	72.86%
5600	Building Improvement Services	139,045	155,977	295,022	30,037	82,435	126,916	85,671	53.20%
6100	Debt Service	277,500	-	277,500	-	-	-	277,500	0.00%
7200	Transfers	400,000	-	400,000	-	-	-	400,000	0.00%
7500	Refund Prior Year Expenditure	5,000	-	5,000	-	-	-	5,000	0.00%
<b>Total General Fund</b>		<b>\$ 239,173,665</b>	<b>\$ 2,572,232</b>	<b>\$ 241,745,897</b>	<b>\$ 18,489,575</b>	<b>\$ 58,357,179</b>	<b>\$ 16,012,248</b>	<b>\$ 167,376,470</b>	<b>14.27%</b>

Other Funds		Prior		FYTD		FYTD		FYTD	
		FYTD	FY Carryover	FYTD	MTD Actual	FYTD Actual	Current	Unencumbered	FYTD Percent
Fund	Fund Name	Appropriated	Encumbrances	FYTD Expendable	Expenditures	Expenditures	Encumbrances	Balance	Exp/Enc
002	Debt Service	\$ 15,729,000	\$ -	\$ 15,729,000	\$ 325	\$ 87,581	\$ -	\$ 15,641,419	0.00%
003	Permanent Improvement	7,975,000	3,103,978	11,078,978	427,354	1,954,488	1,390,956	7,733,534	16.41%
004	Building Fund	-	213,313	213,313	-	23,000	188,234	2,079	88.24%
006	Food Service	7,205,000	122,300	7,327,300	507,305	855,509	5,752,482	719,309	85.43%
007	Special Trust	85,000	-	85,000	3,197	7,189	19,910	57,902	27.18%
011	Rotary Fund - Special Services	3,528,171	3,114	3,531,285	219,825	360,397	505,379	2,665,509	20.54%
018	Principal's Fund	437,703	58,637	496,340	61,803	72,076	81,394	342,870	28.85%
019	Other Grants	86,689	13,617	100,306	3,000	14,384	5,830	80,092	8.80%
024	Self-Insurance	48,251,000	559,699	48,810,699	3,248,418	12,380,954	12,428,834	24,000,911	32.12%
200	Student Managed Activities	500,000	23,029	523,029	42,874	72,372	259,137	191,520	57.74%
300	District Managed Activities	1,684,675	37,115	1,721,790	88,403	303,698	242,462	1,175,630	19.22%
401	Auxiliary Services	1,353,100	274,246	1,627,346	148,375	350,209	40,611	1,236,525	11.61%
499	State Grant	40,500	69,600	110,100	23,200	51,123	23,200	35,777	42.14%
507	ESSER/ARP ESSER	4,276,212	5,777	4,281,989	349,246	1,206,062	1,000	3,074,927	8.18%
509	21st Century	200,000	7,883	207,883	-	50,084	15,500	142,299	7.46%
516	IDEA-B	3,976,505	-	3,976,505	310,877	969,206	328,346	2,678,953	16.08%
536	Title I School Improvement	103,430	1,702	105,132	-	19,574	-	85,559	0.00%
551	Title III Limited English	251,495	-	251,495	18,041	57,974	-	193,521	7.17%
572	Title I	2,564,196	54,899	2,619,095	175,516	556,319	31,237	2,031,539	7.89%
584	Title IV-A	283,391	33,650	317,041	900	45,534	9,505	262,002	3.28%
587	Pre-K IDEA-B	94,326	-	94,326	6,209	17,388	-	76,938	6.58%
590	Title II-A	483,415	7,791	491,206	28,279	143,923	141	347,142	5.79%
599	Miscellaneous Federal Grant	168,732	165,268	334,000	-	165,268	-	168,732	0.00%
<b>Total Other Funds</b>		<b>\$ 99,277,540</b>	<b>\$ 4,755,618</b>	<b>\$ 104,033,158</b>	<b>\$ 5,754,294</b>	<b>\$ 20,032,068</b>	<b>\$ 22,097,642</b>	<b>\$ 61,903,447</b>	<b>26.77%</b>
<b>Total All Funds</b>		<b>\$ 338,451,205</b>	<b>\$ 7,327,849</b>	<b>\$ 345,779,054</b>	<b>\$ 24,243,870</b>	<b>\$ 78,389,247</b>	<b>\$ 38,109,890</b>	<b>\$ 229,279,917</b>	<b>18.03%</b>

# Hilliard City School District - Appropriations Compared to Estimated Resources

Period Ending September 30, 2023

Fund	Fund Name	Unencumbered		Total	Approved	Available or
		Fund Balance	Estimated			
		July 1 2023	Revenues	Available Balances	Appropriation	Over Appropriation
001	General Fund	\$ 91,133,477	\$ 218,470,761	\$ 309,604,238	\$ 239,173,665	\$ 70,430,573
002	Debt Service	15,232,446	16,304,742	31,537,188	15,729,000	\$ 15,808,188
003	Permanent Improvement	9,339,324	5,385,274	14,724,597	7,975,000	\$ 6,749,597
004	Building Fund	342,451	-	342,451	-	\$ 342,451
006	Food Service	4,817,270	5,000,000	9,817,270	7,205,000	\$ 2,612,270
007	Special Trust	114,788	40,000	154,788	85,000	\$ 69,788
011	Rotary Fund - Special Services	2,042,025	3,200,000	5,242,025	3,528,171	\$ 1,713,854
018	Principal's Fund	818,020	300,000	1,118,020	437,703	\$ 680,317
019	Other Grants	72,510	15,000	87,510	86,689	\$ 821
024	Self-Insurance	5,315,027	46,420,000	51,735,027	48,251,000	\$ 3,484,027
200	Student Managed Activities	543,390	380,000	923,390	500,000	\$ 423,390
300	District Managed Activities	1,446,659	900,000	2,346,659	1,684,675	\$ 661,984
401	Auxiliary Services	463,065	905,000	1,368,065	1,353,100	\$ 14,965
499	State Grant	17,705	25,000	42,705	40,500	\$ 2,205
507	ESSER/ARP ESSER	(6,994)	4,375,000	4,368,006	4,276,212	\$ 91,794
509	21st Century	(11,933)	212,000	200,067	200,000	\$ 67
516	IDEA-B	(652)	3,977,500	3,976,848	3,976,505	\$ 343
536	Title I School Improvement	(1,702)	106,000	104,298	103,430	\$ 868
551	Title III Limited English	-	255,000	255,000	251,495	\$ 3,505
572	Title I	(55,431)	2,625,000	2,569,569	2,564,196	\$ 5,373
584	Title IV-A	(45,108)	330,000	284,892	283,391	\$ 1,501
587	Pre-K IDEA-B	-	100,000	100,000	94,326	\$ 5,674
590	Title II-A	(30,848)	520,000	489,152	483,415	\$ 5,737
599	Miscellaneous Federal Grant	168,732	-	168,732	168,732	\$ (0)
<b>Total All Funds</b>		<b>\$ 131,753,185</b>	<b>\$ 311,211,277</b>	<b>\$ 442,964,462</b>	<b>\$ 338,451,205</b>	<b>\$ 104,513,257</b>

# Cash Position by Fund

Period Ending September 30, 2023

FUND SCC	Description	Beginning	MTD	FYTD	MTD	FYTD	Current Fund	Current	Unencumbered Fund
		Balance	Receipts	Receipts	Expenditures	Expenditures	Balance	Encumbrances	Balance
001	General Fund	\$ 93,705,708.31	\$ 5,124,357.10	\$ 86,513,496.29	\$ 18,489,575.34	\$ 58,357,179.07	\$ 121,862,025.53	\$ 16,012,247.68	\$ 105,849,777.85
002	Bond Retirement	15,232,445.70	16,574.05	6,997,949.21	324.72	87,580.51	22,142,814.40	-	22,142,814.40
003	Permanent Improvement Fund	12,443,301.52	1,061.64	2,267,371.58	427,354.41	1,954,487.87	12,756,185.23	1,390,955.81	11,365,229.42
004	Building Fund	555,764.24	-	-	-	23,000.00	532,764.24	188,234.36	344,529.88
006	Food Service Fund	4,939,570.58	330,025.65	618,427.06	507,304.60	855,509.49	4,702,488.15	5,752,482.23	(1,049,994.08)
007	Special Trust - Staff Benefit	114,787.57	2,688.31	5,940.62	3,196.96	7,188.68	113,539.51	19,909.65	93,629.86
011	Rotary - Special Services	2,045,138.75	336,818.50	560,062.00	219,824.88	360,396.73	2,244,804.02	505,379.28	1,739,424.74
018	Principal's Fund	876,657.29	14,730.14	35,075.46	61,803.29	72,076.43	839,656.32	81,393.50	758,262.82
019	Other Grant Funds	86,127.03	-	6,000.00	3,000.00	14,384.40	77,742.63	5,830.00	71,912.63
022	District - Agency	27,965.22	120,716.34	363,752.83	91,146.95	267,755.46	123,962.59	773,484.54	(649,521.95)
024	Employee Benefits Self Insurance	5,874,726.20	3,394,951.26	11,145,052.25	3,248,418.22	12,380,953.58	4,638,824.87	12,428,834.24	(7,790,009.37)
031	Underground Storage Tanks	11,000.00	-	-	-	-	11,000.00	-	11,000.00
200	Student-Managed Activities	566,418.85	82,304.99	87,462.33	42,874.32	72,372.16	581,509.02	259,136.72	322,372.30
300	District-Managed Activities	1,483,773.83	160,679.39	487,133.77	88,402.78	303,698.21	1,667,209.39	242,461.87	1,424,747.52
401	Auxiliary Services	737,310.50	2,574.15	237,628.35	148,374.96	350,209.19	624,729.66	40,611.31	584,118.35
499	Miscellaneous State Grants	87,304.57	-	11,292.55	23,200.00	51,123.40	47,473.72	23,200.00	24,273.72
507	ESSER Funds	(1,217.62)	3,405.85	632,140.89	349,246.04	1,206,061.61	(575,138.34)	1,000.00	(576,138.34)
509	21st Century	(4,050.00)	13,339.26	54,133.95	-	50,083.95	-	15,500.00	(15,500.00)
516	IDEA-B Grant	(651.60)	139,146.82	599,641.24	310,877.32	969,205.92	(370,216.28)	328,346.15	(698,562.43)
536	Title I School Improvement	-	4,345.77	19,573.59	-	19,573.59	-	-	-
551	Title III - Limited English Proficiency	-	7,542.30	39,932.98	18,040.67	57,973.65	(18,040.67)	-	(18,040.67)
572	Title I	(532.02)	101,315.61	381,334.42	175,516.19	556,318.59	(175,516.19)	31,237.02	(206,753.21)
584	Title IV-A	(11,457.92)	-	45,612.38	900.00	45,534.46	(11,380.00)	9,505.00	(20,885.00)
587	Pre-K IDEA-B	-	2,794.89	11,179.95	6,208.50	17,388.45	(6,208.50)	-	(6,208.50)
590	Title II-A	(23,056.66)	13,236.40	83,499.52	28,279.43	143,923.46	(83,480.60)	140.70	(83,621.30)
599	Miscellaneous Federal	334,000.00	-	-	-	165,268.25	168,731.75	-	168,731.75
<b>Totals</b>		<b>\$ 139,081,034.34</b>	<b>\$ 9,872,608.42</b>	<b>\$ 111,203,693.22</b>	<b>\$ 24,243,869.58</b>	<b>\$ 78,389,247.11</b>	<b>\$ 171,895,480.45</b>	<b>\$ 38,109,890.06</b>	<b>\$ 133,785,590.39</b>

**Hilliard City School District**  
**Bank Reconciliation**  
**September 30, 2023**

Description	Beg. Bal.	Receipts	Disburse	End. Bal.
Huntington Bank - General Account	20,597,952.92	4,161,862.99	19,177,080.35	5,582,735.56
Huntington Bank - Integrated Payables		2,250,506.18	2,250,506.18	-
Huntington Bank - Self Insurance	-	2,914,887.97	2,914,887.97	-
Huntington Bank - Dental Self Ins	-	125,059.70	125,059.70	-
Huntington Bank - Workers Comp Self Ins	-	3,150.61	3,150.61	-
Huntington Bank - Cafeteria Account	-	310,705.70	310,705.70	-
Huntington Bank - Student Fees	-	83,141.14	83,141.14	-
Huntington Bank - Flex Spending	-	64,558.00	64,558.00	-
Investment transfers	-	-	-	-
Bank X-fers - ZBA	-	(5,489,636.93)	(5,489,636.93)	-
Memo Receipts/Memo Exp	-	(3,291,092.73)	(3,291,092.73)	-
Dragonfly Transfer	-	(60,000.00)	(60,000.00)	-
Internal X-fers/Adj		81,164.10	81,164.10	
<b>Investment Portfolio:</b>				
STAROhio - General	60,659,758.68	275,375.17	-	60,935,133.85
Premier Bank Money Mkt	12,921.40	2.19	-	12,923.59
PNC MMA Savings	2,407,442.75	3,486,483.22	3,399,802.78	2,494,123.19
PNC Safekeeping (Comm Paper/Coupon)	102,084,103.85	3,418,791.27	4,755,417.42	100,747,477.70
Premier Bank - CDARS	1,071,999.08	-	-	1,071,999.08
PNC Treasury	-	1,477,089.84		1,477,089.84
Less O/S checks prior month	(436,324.74)	-	(436,324.74)	-
Add: O/S checks current month	-	-	301,046.02	(301,046.02)
	-			
Petty Cash Accounts:	1,000.00	-	-	1,000.00
				-
Dragonfly Athletics - Petty Cash Account	45,000.00	60,000.00	32,363.48	72,636.52
				-
				-
<b>Sept Variances</b>				
Ohio Tax w/h, books Sept bank Oct	-		133,305.77	(133,305.77)
City of Dublin - ACH Remit, books Sept bank Oct	-		3,014.17	(3,014.17)
Ohio SchDistTax books Sept, bank Oct	-		9,313.36	(9,313.36)
OH DefComp, books Sept bank Oct	-		37,579.00	(37,579.00)
Returned Dep Item, bank Sept, books Oct		-	(35.00)	35.00
City of Columbus IncTax, books Sept, bank Oct			15,415.56	(15,415.56)
				-
<b>Aug Variances</b>				
Ohio Tax w/h, books Aug bank Sept	(127,297.24)		(127,297.24)	-
City of Dublin - ACH Remit, books Aug bank Sept	(2,828.58)		(2,828.58)	-
Ohio SchDistTax books Aug, bank Sept	(8,777.51)		(8,777.51)	-
OH DefComp, books Aug bank Sept	(37,649.00)		(37,649.00)	-
Hometown Ticketing, refunds not issued	(560.00)	560.00	-	-
	-	-	-	-
	-		-	-
	-		-	-
	-		-	-
<b>BANK TOTALS</b>	<b>186,266,741.61</b>	<b>9,872,608.42</b>	<b>24,243,869.58</b>	<b>171,895,480.45</b>
<b>BOOK TOTALS</b>	<b>186,266,741.61</b>	<b>9,872,608.42</b>	<b>24,243,869.58</b>	<b>171,895,480.45</b>



**HILLIARD CITY SCHOOL DISTRICT  
INVESTMENT PORTFOLIO  
AS OF SEPTEMBER 30, 2023**

<b>Institution/Broker</b>	<b>Instrument</b>	<b>Holder</b>	<b>Stated Rate</b>	<b>Settlement Date</b>	<b>Maturity Date</b>	<b>Purchase Price</b>	<b>Par</b>	<b>Days held</b>	<b>Days to Maturity</b>	<b>Call Feature</b>
<b>ACTIVE FUNDS</b>										
Huntington Bank	Checking	n/a	0.00%	09/30/23	10/01/23	5,582,736	5,582,736	1.00	1.00	
PNC Bank	Money Market Account	n/a	3.25%	09/30/23	10/01/23	2,494,123	2,494,123	1.00	1.00	
Premier Bank MMA	Money Market Account	n/a	4.96%	09/30/23	10/01/23	12,924	12,924	1.00	1.00	
StarOhio	Money Market	n/a	5.71%	09/30/23	10/01/23	60,935,134	60,935,134	1.00	1.00	
<b>INTERIM FUNDS</b>										
Key Bank	Federal Farm Credit Bank	PNC	1.65%	10/15/19	10/23/23	999,220	1,000,000	1,447.00	1,469.00	
BNY Mellon Capital	US Treasury Note	PNC	0.87%	01/13/22	11/30/23	1,489,805	1,500,000	626.00	686.00	
Citibank, NA	Certificate of Deposit	PNC	3.55%	12/26/18	12/26/23	244,388	245,000	1,740.00	1,826.00	
Bank of Baroda	Certificate of Deposit	PNC	3.64%	12/28/18	12/28/23	244,020	245,000	1,738.00	1,826.00	
BNY Mellon Capital	Commercial Paper	PNC	5.28%	04/06/23	12/29/23	962,323	1,000,000	178.00	267.00	
BNY Mellon Capital	US Treasury Note	PNC	1.28%	02/07/22	12/31/23	1,732,773	1,750,000	601.00	692.00	
Morgan Stanley Bank	Certificate of Deposit	PNC	3.35%	01/10/19	01/10/24	245,000	245,000	1,725.00	1,826.00	
Wells Fargo	US Treasury Note	PNC	0.92%	01/13/22	01/15/24	1,476,504	1,500,000	626.00	732.00	
Live Oak Banking Co	Certificate of Deposit	PNC	1.85%	01/24/20	01/24/24	174,650	175,000	1,346.00	1,461.00	
Wells Fargo	US Treasury Note	PNC	1.20%	02/04/22	02/15/24	2,446,484	2,500,000	604.00	741.00	
Morgan Stanley Bank	Certificate of Deposit	PNC	3.10%	02/21/19	02/21/24	244,893	246,000	1,683.00	1,826.00	
TIAA FSB	Certificate of Deposit	PNC	3.05%	02/22/19	02/22/24	245,385	246,000	1,682.00	1,826.00	
BNY Mellon Capital	Federal Farm Credit Bank	PNC	0.33%	02/26/21	02/26/24	450,135	450,000	947.00	1,095.00	
Wells Fargo	Federal Farm Credit Bank	PNC	0.24%	03/02/21	02/26/24	249,418	250,000	943.00	1,091.00	
Key Bank	Federal Farm Credit Bank	PNC	2.63%	03/06/19	02/27/24	267,761	268,000	1,670.00	1,819.00	
First Nat'l Bank of America	Certificate of Deposit	PNC	1.62%	02/28/20	02/28/24	248,315	249,000	1,311.00	1,461.00	
Bank of Hapoalim	Certificate of Deposit	PNC	3.09%	03/06/19	03/06/24	244,510	245,000	1,670.00	1,827.00	
Raymond James	Federal Home Loan Bank	PNC	2.38%	04/29/19	03/08/24	854,675	855,000	1,616.00	1,775.00	
BNY Mellon Capital	Federal Home Loan Bank	PNC	0.38%	09/21/20	03/08/24	264,934	265,000	1,105.00	1,264.00	03/08/21-Continuous
Trinity BK Ft Worth	Certificate of Deposit	PNC	0.35%	03/10/21	03/08/24	224,663	225,000	935.00	1,094.00	
Bank of Deerfield	Certificate of Deposit	PNC	2.84%	03/18/19	03/18/24	244,020	245,000	1,658.00	1,827.00	
BNY Mellon Capital	Commercial Paper	PNC	5.84%	07/06/23	04/01/24	958,075	1,000,000	87.00	270.00	
RBC Capital Markets	US Treasury Note	PNC	1.00%	01/12/22	04/15/24	986,133	1,000,000	627.00	824.00	
RBC Capital Markets	US Treasury Bond	PNC	0.36%	05/17/21	05/15/24	249,170	250,000	867.00	1,094.00	
BNY Mellon Capital	Federal Home Loan Bank	PNC	0.38%	05/28/21	05/24/24	875,000	875,000	856.00	1,092.00	11/24/21-Quarterly
Bank of Oakridge NC	Certificate of Deposit	PNC	0.78%	05/29/20	05/29/24	49,850	50,000	1,220.00	1,461.00	08/29/20-Monthly
Wells Fargo	US Treasury Note	PNC	0.34%	06/17/21	06/15/24	1,645,746	1,650,000	836.00	1,094.00	
Premier Bank	CDARS	Premier Bk	2.40%	06/22/22	06/23/24	1,071,999	1,071,999	466.00	732.00	
First Keystone Bank	Certificate of Deposit	PNC	0.68%	06/30/20	06/28/24	248,253	249,000	1,188.00	1,459.00	
Toyota Financial Savings Bank	Certificate of Deposit	PNC	0.70%	06/30/20	07/01/24	248,477	249,000	1,188.00	1,462.00	
FC Stone	Federal Farm Credit Bank	PNC	1.92%	07/01/19	07/01/24	1,099,054	1,100,000	1,553.00	1,827.00	
Key Bank	Federal National Mortgage Assoc	PNC	1.84%	07/08/19	07/02/24	243,956	245,000	1,546.00	1,821.00	
Key Bank	Federal National Mortgage Assoc	PNC	1.87%	07/22/19	07/02/24	497,225	500,000	1,532.00	1,807.00	
Medallion Bank	Certificate of Deposit	PNC	0.73%	07/02/20	07/02/24	248,253	249,000	1,186.00	1,461.00	01/02/21-Continuous
BNY Mellon Capital	US Treasury Note	PNC	0.38%	07/27/21	07/15/24	999,922	1,000,000	796.00	1,084.00	
Enerbank	Certificate of Deposit	PNC	2.24%	08/07/19	08/07/24	244,991	246,000	1,516.00	1,827.00	
UBS Bank	Certificate of Deposit	PNC	0.63%	08/11/21	08/12/24	248,378	249,000	781.00	1,097.00	
Sallie Mae Bank	Certificate of Deposit	PNC	0.81%	08/11/21	08/12/24	248,253	249,000	781.00	1,097.00	

**HILLIARD CITY SCHOOL DISTRICT  
INVESTMENT PORTFOLIO  
AS OF SEPTEMBER 30, 2023**

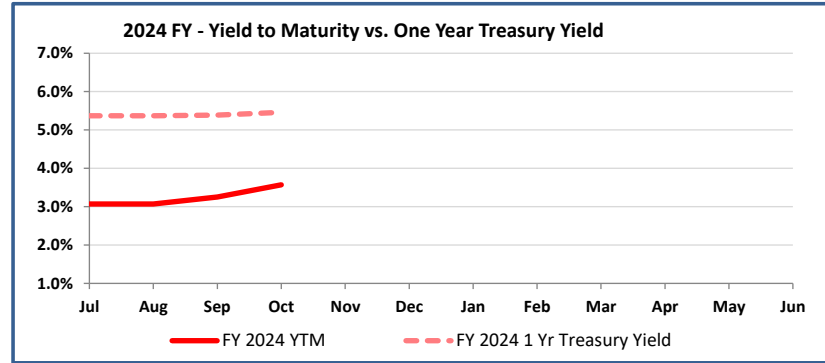
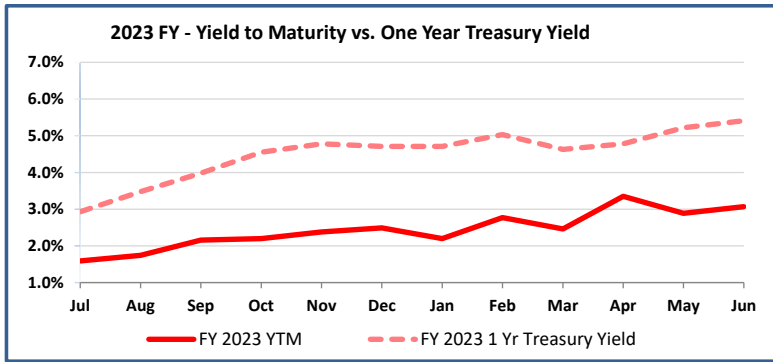
Institution/Broker	Instrument	Holder	Stated	Settlement	Maturity	Purchase			Days to	
			Rate	Date	Date	Price	Par	Days held	Maturity	Call Feature
Washington Federal	Certificate of Deposit	PNC	2.10%	08/13/19	08/13/24	248,378	249,000	1,510.00	1,827.00	
Preferred Bank	Certificate of Deposit	PNC	2.08%	08/16/19	08/16/24	248,104	249,000	1,507.00	1,827.00	
Bank of America-Merrill Lynch	Federal Home Loan Bank	PNC	0.48%	08/23/21	08/23/24	750,000	750,000	769.00	1,096.00	02/23/22-One Time
BNY Mellon Capital	Federal Farm Credit Bank	PNC	1.49%	09/05/19	09/05/24	2,585,286	2,590,000	1,487.00	1,827.00	
Stifel	Federal Farm Credit Bank	PNC	0.45%	09/17/20	09/10/24	429,721	430,000	1,109.00	1,454.00	12/10/20-Continuous
Wells Fargo	Federal Home Loan Mortgage Corp	PNC	0.42%	09/17/20	09/17/24	250,000	250,000	1,109.00	1,461.00	09/17/21-Quarterly
Stonex	Federal Farm Credit Bank	PNC	0.49%	07/30/21	09/03/24	999,750	1,000,000	793.00	1,131.00	09/03/21-One time
RBC Capital Markets	Agency Bond	PNC	0.54%	10/04/21	09/03/24	249,003	250,000	727.00	1,065.00	
Key Bank	Federal National Mortgage Assoc	PNC	1.69%	11/19/19	10/15/24	1,246,075	1,250,000	1,412.00	1,792.00	
Stifel	Federal Farm Credit Bank	PNC	1.76%	11/01/19	11/01/24	248,748	250,000	1,430.00	1,827.00	
Raymond James Bank	Certificate of Deposit	PNC	1.89%	11/26/19	11/26/24	246,506	247,000	1,405.00	1,827.00	
KeyBanc Capital Markets	Federal Farm Credit Bank	PNC	4.60%	12/06/22	12/05/24	1,500,795	1,500,000	299.00	730.00	
Stifel	US Treasury Bond	PNC	4.14%	09/23/22	12/31/24	959,492	1,000,000	373.00	830.00	
Wells Fargo	Federal Home Loan Bank	PNC	0.62%	07/29/21	01/29/25	999,750	1,000,000	794.00	1,280.00	10/29/2021-One time
Baird	Federal Home Loan Bank	PNC	0.65%	07/29/21	01/29/25	1,000,000	1,000,000	794.00	1,280.00	10/29/2021-One time
TD Securities	US Treasury Note	PNC	4.14%	09/23/22	03/31/25	964,141	1,000,000	373.00	920.00	
BMO Capital Markets	US Treasury Bond	PNC	2.97%	05/05/22	04/15/25	1,485,352	1,500,000	514.00	1,076.00	
Wells Fargo	US Treasury Note	PNC	0.61%	07/13/21	05/31/25	966,410	980,000	810.00	1,418.00	
Multi Bank Securities	Federal National Mortgage Assoc	PNC	4.28%	12/06/22	06/17/25	1,365,408	1,500,000	299.00	924.00	
RBC Capital Markets	US Treasury Note	PNC	0.61%	07/12/21	06/30/25	986,094	1,000,000	811.00	1,449.00	
Wells Fargo	US Treasury Note	PNC	0.62%	07/12/21	07/31/25	985,156	1,000,000	811.00	1,480.00	
BMO Capital Markets	US Treasury Note	PNC	4.19%	12/06/22	08/15/25	973,125	1,000,000	299.00	983.00	
Key Bank	Federal National Mortgage Assoc	PNC	0.62%	08/28/20	08/18/25	244,755	245,000	1,129.00	1,816.00	08/18/21-Quarterly
RBC Capital Markets	US Treasury Note	PNC	0.98%	10/29/21	08/31/25	486,309	500,000	702.00	1,402.00	
Stifel	Agency Bond	PNC	0.66%	09/13/21	09/08/25	1,246,900	1,250,000	748.00	1,456.00	
RBC Capital Markets	Federal Home Loan Bank	PNC	5.03%	09/12/23	09/12/25	3,418,791	3,410,000	19.00	731.00	
Stifel	US Treasury Note	PNC	4.12%	09/23/22	09/15/25	982,773	1,000,000	373.00	1,088.00	
Stonex	Federal Farm Credit Bank	PNC	0.55%	10/02/20	09/29/25	999,000	1,000,000	1,094.00	1,823.00	09/29/21-Continuous
Stonex	Federal Farm Credit Bank	PNC	0.55%	09/30/20	09/29/25	999,000	1,000,000	1,096.00	1,825.00	09/29/21-Continuous
BNY Mellon Capital	US Treasury Note	PNC	0.65%	09/14/21	09/30/25	983,984	1,000,000	747.00	1,477.00	
RBC Capital Markets	US Treasury Note	PNC	4.76%	06/30/23	10/15/25	498,885	500,000	93.00	838.00	
Wells Fargo	US Treasury Note	PNC	0.67%	09/14/21	10/31/25	982,852	1,000,000	747.00	1,508.00	
RBC Capital Markets	Federal National Mortgage Assoc	PNC	4.20%	12/06/22	11/07/25	899,225	1,000,000	299.00	1,067.00	
TD Securities	Federal Farm Credit Bank	PNC	0.62%	11/13/20	11/12/25	624,531	625,000	1,052.00	1,825.00	11/12/21-Quarterly
Stifel	Federal Home Loan Bank	PNC	4.22%	02/08/23	12/12/25	1,108,041	1,100,000	235.00	1,038.00	
RBC Capital Markets	Federal Home Loan Mortgage Corp	PNC	0.64%	12/17/20	12/17/25	999,500	1,000,000	1,018.00	1,826.00	12/17/21-Quarterly
Stifel	Federal Agricultural Mortgage Crop	PNC	0.49%	01/25/21	01/15/26	579,803	580,000	979.00	1,816.00	
RBC Capital Markets	Federal Home Loan Bank	PNC	0.60%	01/28/21	01/28/26	910,000	910,000	976.00	1,826.00	01/28/22-Quarterly
FC Stone	Federal National Mortgage Assoc	PNC	0.57%	01/28/21	01/28/26	419,580	420,000	976.00	1,826.00	07/28/21-Quarterly
1st Bank of Greenwich Conn	Certificate of Deposit	PNC	0.74%	01/29/21	01/29/26	248,564	249,000	975.00	1,826.00	04/29/21-Quarterly
Wells Fargo	Federal Home Loan Bank	PNC	4.20%	02/08/23	02/06/26	994,600	1,000,000	235.00	1,094.00	
TD Securities	Federal Home Loan Bank	PNC	0.65%	02/24/21	02/24/26	1,050,000	1,050,000	949.00	1,826.00	08/24/21-Quarterly
State Bank of India Chicago	Certificate of Deposit	PNC	0.70%	02/25/21	02/25/26	247,755	249,000	948.00	1,826.00	
Loop Capital Markets	Federal Home Loan Bank	PNC	0.85%	02/26/21	02/26/26	424,469	425,000	947.00	1,826.00	5/26/21-Quarterly
BNY Mellon Capital	US Treasury Bond	PNC	0.91%	04/01/21	03/31/26	466,402	470,000	913.00	1,825.00	

**HILLIARD CITY SCHOOL DISTRICT  
INVESTMENT PORTFOLIO  
AS OF SEPTEMBER 30, 2023**

<b>Institution/Broker</b>	<b>Instrument</b>	<b>Holder</b>	<b>Stated Rate</b>	<b>Settlement Date</b>	<b>Maturity Date</b>	<b>Purchase Price</b>	<b>Par</b>	<b>Days held</b>	<b>Days to Maturity</b>	<b>Call Feature</b>
BNY Mellon Capital	US Treasury Bond	PNC	0.84%	04/09/21	03/31/26	487,818	490,000	905.00	1,817.00	
Incapital	Federal Home Loan Bank	PNC	1.11%	04/29/21	04/29/26	1,249,375	1,250,000	885.00	1,826.00	10/29/21-Quarterly
BMO Capital Markets	US Treasury Bond	PNC	4.01%	12/06/22	05/31/26	1,408,828	1,500,000	299.00	1,272.00	
RBC Capital Markets	Farmer Mac	PNC	4.32%	06/20/23	06/12/26	1,000,000	1,000,000	103.00	1,088.00	
BMO Capital Markets	US Treasury Bond	PNC	3.97%	12/06/22	06/30/26	1,396,230	1,500,000	299.00	1,302.00	
Stifel	Federal Farm Credit Bank	PNC	4.80%	08/16/23	07/06/26	1,987,222	2,000,000	46.00	1,055.00	
Wells Fargo	US Treasury Note	PNC	0.65%	08/03/21	07/31/26	174,747	175,000	789.00	1,823.00	
Incapital	Federal Home Loan Bank	PNC	0.88%	08/17/21	08/17/26	575,000	575,000	775.00	1,826.00	08/17/22-One time
Stonex	Federal Home Loan Bank	PNC	0.93%	08/25/21	08/25/26	750,000	750,000	767.00	1,826.00	02/25/22-One time
Wells Fargo	US Treasury Note	PNC	1.14%	10/20/21	08/31/26	490,781	500,000	711.00	1,776.00	
RBC Capital Markets	US Treasury Note	PNC	1.01%	09/30/21	09/30/26	1,142,408	1,150,000	731.00	1,826.00	
Stonex	Federal Home Loan Bank	PNC	4.18%	06/07/23	10/28/26	911,108	1,000,000	116.00	1,239.00	
Wells Fargo	US Treasury Note	PNC	1.50%	11/30/21	11/30/26	996,523	1,000,000	670.00	1,826.00	
RBC Capital Markets	Federal Home Loan Bank	PNC	4.05%	12/07/22	12/11/26	2,032,554	2,000,000	298.00	1,465.00	
BNY Mellon Capital	US Treasury Note	PNC	1.32%	01/10/22	12/23/26	642,383	650,000	629.00	1,808.00	
Stonex	US Treasury Note	PNC	3.60%	05/16/23	01/31/27	1,159,521	1,250,000	138.00	1,356.00	
RBC Capital Markets	Agency Bond	PNC	3.07%	05/10/22	02/01/27	1,487,295	1,500,000	509.00	1,728.00	
Stonex	US Treasury Note	PNC	3.90%	02/08/23	02/15/27	1,878,281	2,000,000	235.00	1,468.00	
Stonex	US Treasury Note	PNC	4.15%	02/21/23	02/15/27	232,734	250,000	222.00	1,455.00	
Key Bank	Federal Farm Credit Bank	PNC	1.79%	03/04/22	02/16/27	1,000,440	1,000,000	576.00	1,810.00	
Morgan Stanley	Agency Bond	PNC	3.85%	03/29/23	03/27/27	1,491,296	1,485,000	186.00	1,459.00	
Stifel	Federal Farm Credit Bank	PNC	3.88%	05/01/23	04/26/27	250,802	250,000	153.00	1,456.00	
BMO Capital Markets	US Treasury Note	PNC	2.90%	05/02/22	04/30/27	1,241,455	1,250,000	517.00	1,824.00	
RBC Capital Markets	US Treasury Bond	PNC	3.10%	06/10/22	05/15/27	967,188	1,000,000	478.00	1,800.00	
Stonex	Federal Home Loan Bank	PNC	4.41%	07/21/23	05/27/27	627,006	700,000	72.00	1,406.00	
Inspere LLC	Federal Home Loan Bank	PNC	3.71%	05/16/23	06/11/27	1,247,482	1,250,000	138.00	1,487.00	
D. A. Davidson & Co	Federal Home Loan Bank	PNC	4.22%	06/14/23	06/11/27	997,930	1,000,000	109.00	1,458.00	
RBC Capital Markets	US Treasury Note	PNC	3.94%	09/23/22	06/30/27	1,455,234	1,500,000	373.00	1,741.00	
BNY Mellon Capital - State Bank of India	Certificate of Deposit	PNC	3.56%	08/16/22	08/16/27	243,775	250,000	411.00	1,826.00	
BNY Mellon Capital - Capital One NA	Certificate of Deposit	PNC	3.51%	08/17/22	08/17/27	243,775	250,000	410.00	1,826.00	
BNY Mellon Capital - Capital One NA	Certificate of Deposit	PNC	3.51%	08/17/22	08/17/27	243,775	250,000	410.00	1,826.00	
Stifel - 3rd Savings & Loan Cleveland	Certificate of Deposit	PNC	3.40%	08/19/22	08/19/27	243,898	250,000	408.00	1,826.00	
KeyBanc Capital Markets	Federal Farm Credit Bank	PNC	3.94%	09/26/22	09/15/27	1,462,140	1,500,000	370.00	1,815.00	
BMO Capital Markets	US Treasury Note	PNC	3.81%	12/06/22	10/31/27	1,520,918	1,500,000	299.00	1,790.00	
BMO Capital Markets	US Treasury Bond	PNC	3.82%	12/06/22	11/15/27	1,394,766	1,500,000	299.00	1,805.00	
Loop Capital Markets	Federal Farm Credit Bank	PNC	3.80%	12/07/22	12/07/27	1,995,400	2,000,000	298.00	1,826.00	
Stifel	US Treasury Note	PNC	3.84%	02/08/23	01/31/28	1,969,766	2,000,000	235.00	1,818.00	
<b>Total Portfolio</b>						<b>\$ 170,844,393</b>	172,414,915	761.57	1,414.84	

**HILLIARD CITY SCHOOL DISTRICT  
INVESTMENT PORTFOLIO  
AS OF SEPTEMBER 30, 2023**

Institution/Broker	Instrument	Holder	Stated Rate	Settlement Date	Maturity Date	Purchase Price	Par	Days held	Days to Maturity	Call Feature
	<b>Total</b>									
Bank Accounts	\$	8,089,782								
Certificates of Deposit		7,182,826	4.74%		Monthly Interest	\$ 538,018				
Commercial Paper		1,920,398	4.20%		Total Interest Year To Date	\$ 1,537,533				
Agencies		51,409,158	1.12%							
Treasuries		41,307,094	30.09%		Weighted Avg Yld to Maturity	3.57%				
StarOhio		60,935,134	24.18%		Weighted Average Maturity	450.23 Days				
<b>Total Portfolio</b>	<b>\$</b>	<b>170,844,393</b>	100.00%							



POWERSCHOOL LLC  
 DATE: 10/03/2023  
 TIME: 07:12:32

HILLIARD CITY SCHOOL DISTRICT  
 OUTSTANDING CHECKS

PAGE NUMBER: 1  
 ACCTPA21  
 ACCOUNTING PERIOD: 4/24

SELECTION CRITERIA: transact.yr='24' and transact.period='3' and transact.gl\_cash='A10100'

FUND/SCC - 0010000 - GENERAL FUND

CASH ACCT	CHECK NUMBER	DATE ISSUED	DATE CLEARED	VENDOR	CLEARED	OUTSTANDING
A10100	V5098	09/05/2023	09/05/2023	00002059 TREASURER STATE OF OHIO	4,698.00	
A10100	V5099	09/06/2023	09/06/2023	00999027 HUNTINGTON NATIONAL BANK	166.29	
A10100	V5100	09/06/2023	09/06/2023	00999100 DELTA DENTAL	39,276.75	
A10100	V5101	09/06/2023	09/06/2023	00999109 BANK OF AMERICA	355.82	
A10100	V5102	09/06/2023	09/06/2023	00999124 NATIONAL BENEFIT SERVICES	1,776.00	
A10100	V5103	09/06/2023	09/06/2023	00999134 CVS/CAREMARK	222,181.17	
A10100	V5104	09/06/2023	09/06/2023	00999135 MERITAIN HEALTH	724,995.97	
A10100	V5105	09/06/2023	09/06/2023	00999141 PROCARE SOFTWARE - TUITIO	3,215.65	
A10100	V5106	09/06/2023	09/06/2023	00999100 DELTA DENTAL	29,443.50	
A10100	V5107	09/06/2023	09/06/2023	00999996 MEMO CHECK	295.00	
A10100	V5108	09/08/2023	09/08/2023	00999036 ARAMARK SCHOOL SUPPORT SE	100,000.00	
A10100	V5109	09/08/2023	09/08/2023	00999103 COLUMBUS CITY TREASURER	8,694.53	
A10100	V5110	09/08/2023	09/08/2023	00999134 CVS/CAREMARK	163,284.73	
A10100	V5111	09/11/2023	09/11/2023	00999106 AEP	66.86	
A10100	V5112	09/11/2023	09/11/2023	00999135 MERITAIN HEALTH	328,312.27	
A10100	V5113	09/12/2023	09/12/2023	00999119 AMERICAN EXPRESS	75.00	
A10100	V5129	09/14/2023	09/14/2023	00999106 AEP	38,085.35	
A10100	V5130	09/14/2023	09/14/2023	00999996 MEMO CHECK	12,430.35	
A10100	V5132	09/15/2023	09/15/2023	00999115 PRINT SHOP - MEMO	811.78	
A10100	V5133	09/15/2023	09/15/2023	00999036 ARAMARK SCHOOL SUPPORT SE	100,000.00	
A10100	V5134	09/15/2023	09/15/2023	00999100 DELTA DENTAL	22,983.98	
A10100	V5135	09/15/2023	09/15/2023	00999106 AEP	21,611.01	
A10100	V5136	09/18/2023	09/18/2023	00999106 AEP	57.43	
A10100	V5137	09/18/2023	09/18/2023	00999134 CVS/CAREMARK	240,588.35	
A10100	V5138	09/18/2023	09/18/2023	00999135 MERITAIN HEALTH	346,297.04	
A10100	V5139	09/19/2023	09/19/2023	00999103 COLUMBUS CITY TREASURER	351.45	
A10100	V5140	09/19/2023	09/19/2023	00999106 AEP	817.95	
A10100	V5141	09/19/2023	09/19/2023	00999110 AMERITAS GROUP	26,588.80	
A10100	V5142	09/20/2023	09/20/2023	00999996 MEMO CHECK	794.00	
A10100	V5143	09/21/2023	09/21/2023	00027990 DRAGONFLY ATHLETICS LLC -	32,363.48	
A10100	V5144	09/22/2023	09/22/2023	00999103 COLUMBUS CITY TREASURER	30,670.65	
A10100	V5146	09/22/2023	09/22/2023	00999106 AEP	108,823.79	
A10100	V5148	09/22/2023	09/22/2023	00999107 DIRECT ENERGY	2,988.15	
A10100	V5161	09/25/2023	09/25/2023	00015000 PNC BANK	128,253.40	
A10100	V5162	09/26/2023	09/26/2023	00999075 PNC BANK	270.00	
A10100	V5191	09/26/2023	09/26/2023	00999036 ARAMARK SCHOOL SUPPORT SE	100,000.00	
A10100	V5192	09/26/2023	09/26/2023	00999100 DELTA DENTAL	33,355.47	
A10100	V5193	09/26/2023	09/26/2023	00999103 COLUMBUS CITY TREASURER	858.86	
A10100	V5194	09/26/2023	09/26/2023	00999106 AEP	8,294.77	
A10100	V5195	09/26/2023	09/26/2023	00999120 CENTURYLINK	3.35	
A10100	V5197	09/26/2023	09/26/2023	99905148 COLUMBIA GAS OF OHIO INC.	5,883.99	
A10100	V5198	09/27/2023	09/27/2023	00999118 ESC OF CENTRAL OHIO	162,492.79	
A10100	V5199	09/28/2023	09/28/2023	00999116 FIELD TRIPS - MEMO	169.58	
A10100	V5200	09/28/2023	09/28/2023	00999996 MEMO CHECK	875.00	
A10100	V5201	09/29/2023	09/29/2023	00999124 NATIONAL BENEFIT SERVICES	62,782.15	
A10100	V5202	09/29/2023	09/29/2023	00999135 MERITAIN HEALTH	749,065.49	
A10100	V5203	09/29/2023	09/29/2023	00999117 SEDGWICK CLAIMS MANAGEMEN	3,150.61	
A10100	V5204	09/29/2023	09/29/2023	00999134 CVS/CAREMARK	283,781.55	
A10100	V5205	09/29/2023	09/29/2023	00999112 MY PAYMENTS PLUS	3,458.27	
A10100	209241	09/06/2023	09/15/2023	00028039 AGINS & GILMAN LLC	5,500.00	
A10100	209242	09/07/2023		00000103 DEMCO INC.		683.35
A10100	209243	09/07/2023		00000369 TRANSPORTATION ACCESSORIE		298.19
A10100	209244	09/07/2023		00000383 STANTON'S SHEET MUSIC		1,021.51
A10100	209245	09/07/2023		00001278 W.W. GRAINGER		1,017.76

POWERSCHOOL LLC  
 DATE: 10/03/2023  
 TIME: 07:12:32

HILLIARD CITY SCHOOL DISTRICT  
 OUTSTANDING CHECKS

PAGE NUMBER: 2  
 ACCTPA21  
 ACCOUNTING PERIOD: 4/24

SELECTION CRITERIA: transact.yr='24' and transact.period='3' and transact.gl\_cash='A10100'

FUND/SCC - 0010000 - GENERAL FUND

CASH ACCT	CHECK NUMBER	DATE ISSUED	DATE CLEARED	VENDOR	CLEARED	OUTSTANDING
A10100	209246	09/07/2023	09/14/2023	00002030 OASSA	1,725.00	
A10100	209248	09/07/2023	09/12/2023	00003257 WENGER CORPORATION	1,880.92	
A10100	209249	09/07/2023		00003911 FERGUSON ENTERPRISES LLC		800.27
A10100	209251	09/07/2023		00004481 FLINN SCIENTIFIC INC.		172.26
A10100	209252	09/07/2023		00004668 PAUL PETERSON CO.		137.50
A10100	209253	09/07/2023	09/14/2023	00004828 VIRCO MFG CORP.	8,291.10	
A10100	209254	09/07/2023		00006208 ASCD		239.00
A10100	209255	09/07/2023		00006264 SUPER DUPER INC.		115.93
A10100	209264	09/07/2023	09/11/2023	00010756 BRIAN W. BARNES & CO. IN	1,200.00	
A10100	209265	09/07/2023		00011116 SCHOOL SPECIALTY LLC		859.70
A10100	209270	09/07/2023	09/12/2023	00013169 OHSBCA COACHES ASSOCIATIO	150.00	
A10100	209271	09/07/2023	09/27/2023	00013348 OCC ACADEMIC LEAGUE	300.00	
A10100	209276	09/07/2023	09/21/2023	00017071 MARYSVILLE HIGH SCHOOL	545.00	
A10100	209281	09/07/2023		00021075 CAPITOL OFFICE SUPPLY		140.82
A10100	209282	09/07/2023	09/11/2023	00021650 SHANE KELBLEY	1,300.00	
A10100	209289	09/07/2023	09/12/2023	00023458 BRAINPOP	2,805.00	
A10100	209290	09/07/2023		00023552 HENRY SCHEIN INC.		575.78
A10100	209294	09/07/2023		00024394 IXL LEARNING		1,275.00
A10100	209296	09/07/2023		00024620 CULLIGAN OF MARYSVILLE		112.80
A10100	209298	09/07/2023		00024676 FOLLETT SCHOOL SOLUTIONS,		416.08
A10100	209299	09/07/2023		00025113 ULINE INC.		2,237.71
A10100	209303	09/07/2023	09/12/2023	00025327 BARNES & NOBLE COLLEGE BO	1,621.62	
A10100	209307	09/07/2023		00025852 GO ZERO SERVICES LTD		151.20
A10100	209313	09/07/2023		00026152 HILLYARD OHIO		20,408.74
A10100	209314	09/07/2023	09/12/2023	00026173 FRANKLIN CO COURT OF COMM	29,049.00	
A10100	209319	09/07/2023	09/12/2023	00026448 PUGH LUBRICANTS LLC	569.89	
A10100	209321	09/07/2023	09/11/2023	00026474 N2Y LLC	27,479.43	
A10100	209325	09/07/2023		00026738 HASTY AWARDS		68.06
A10100	209326	09/07/2023	09/22/2023	00026792 MATBOSS, LLC	599.00	
A10100	209331	09/07/2023	09/13/2023	00026945 NESSY LEARNING LLC	11,500.00	
A10100	209332	09/07/2023		00026956 FASTSIGNS OF HILLIARD		503.53
A10100	209333	09/07/2023	09/19/2023	00026995 DEREK SCOTT FARWICK	1,860.00	
A10100	209335	09/07/2023		00027174 KINCAIDS IS MUSIC		739.99
A10100	209337	09/07/2023		00027251 IBS OF GREATER COLUMBUS		364.36
A10100	209341	09/07/2023		00027502 GAME ONE		9,758.24
A10100	209343	09/07/2023	09/12/2023	00027546 CINTAS CORP NO 2	840.55	
A10100	209344	09/07/2023	09/12/2023	00027580 MUSKINGUM VALLEY ESC	2,451.06	
A10100	209345	09/07/2023	09/14/2023	00027670 E.A. GRAPHICS	1,578.64	
A10100	209347	09/07/2023	09/11/2023	00027749 TRUCKPRO, LLC	89.72	
A10100	209350	09/07/2023	09/13/2023	00027912 OAK STREET LUMBER & CONST	18,792.00	
A10100	209351	09/07/2023	09/11/2023	00027989 READY FIELD SOLUTIONS LLC	3,360.00	
A10100	209352	09/07/2023	09/12/2023	00028003 JOHNSTOWN MONROE LSD	225.00	
A10100	209353	09/07/2023	09/18/2023	00028010 CB ORANGE ATHLETIC SOLUTI	4,587.00	
A10100	209354	09/07/2023	09/18/2023	00028030 OFFICER IAN KING	27.00	
A10100	209355	09/07/2023	09/11/2023	00804008 MIRIAM ALONSO-BARTELS	25.00	
A10100	209356	09/07/2023	09/11/2023	00808409 AMY PORTEUS	80.63	
A10100	209357	09/07/2023	09/12/2023	RF211762 AYAT AL JBOUR	60.00	
A10100	209358	09/07/2023		RF211763 SUSETTE SNODGRASS		60.00
A10100	209359	09/08/2023	09/19/2023	00025935 KEVIN HUNT	25.00	
A10100	209360	09/08/2023	09/18/2023	00808685 ANNE BARRETT	25.00	
A10100	209361	09/08/2023	09/14/2023	00809109 JESS PORTER	50.00	
A10100	209362	09/08/2023	09/13/2023	00809226 DIANA YOUSEY	25.00	
A10100	209363	09/08/2023	09/18/2023	00809280 JACQUELINE SUMAN	25.00	
A10100	209364	09/08/2023	09/13/2023	00809478 MICAH BUCHANAN	25.00	

POWERSCHOOL LLC  
 DATE: 10/03/2023  
 TIME: 07:12:32

HILLIARD CITY SCHOOL DISTRICT  
 OUTSTANDING CHECKS

PAGE NUMBER: 3  
 ACCTPA21  
 ACCOUNTING PERIOD: 4/24

SELECTION CRITERIA: transact.yr='24' and transact.period='3' and transact.gl\_cash='A10100'

FUND/SCC - 0010000 - GENERAL FUND

CASH ACCT	CHECK NUMBER	DATE ISSUED	DATE CLEARED	VENDOR	CLEARED	OUTSTANDING
A10100	209365	09/08/2023	09/13/2023	00809880 AIMEE COOK	50.00	
A10100	209366	09/08/2023		RF2100905 SARA WALKER		50.00
A10100	209370	09/08/2023		RF210015 KERRY CORDLE		50.00
A10100	209371	09/08/2023		RF210022 RACHEL HEINE		75.00
A10100	209373	09/08/2023	09/13/2023	RF210039 MEGAN PICKARSKI	50.00	
A10100	209375	09/08/2023		RF211136 JESSICA SEBASTIAN		50.00
A10100	209376	09/08/2023		RF211432 ERYN GILSON		50.00
A10100	209377	09/08/2023	09/26/2023	RF211513 STACY BIRRELL	50.00	
A10100	209378	09/08/2023	09/15/2023	RF211546 DANIELLE GREGOR	50.00	
A10100	209380	09/08/2023	09/15/2023	RF211764 FADI ABDALHAMID	25.00	
A10100	209381	09/08/2023	09/15/2023	RF211765 ALAN ABOUHASSAN	25.00	
A10100	209382	09/08/2023	09/14/2023	RF211766 OMAR ABUROMEH	25.00	
A10100	209383	09/08/2023		RF211767 STEFANIE TANDOY		25.00
A10100	209384	09/08/2023		RF211768 KIRSTEN AKERS		25.00
A10100	209385	09/08/2023		RF211769 ASHLEY BUNDY		25.00
A10100	209386	09/08/2023	09/18/2023	RF211770 SARAH ALJARRAH	25.00	
A10100	209387	09/08/2023	09/19/2023	RF211771 EZRA ALLEN	25.00	
A10100	209388	09/08/2023		RF211772 HANI AMMAR		25.00
A10100	209389	09/08/2023	09/14/2023	RF211773 MADISON ANDERSON	25.00	
A10100	209390	09/08/2023	09/19/2023	RF211774 KRISTA ANGELINE	25.00	
A10100	209391	09/08/2023		RF211775 JAN AVENDE		25.00
A10100	209392	09/08/2023	09/27/2023	RF211776 SAMANTHA BARBER	25.00	
A10100	209393	09/08/2023		RF211777 ANDREW BARHORST		25.00
A10100	209394	09/08/2023	09/20/2023	RF211778 CHRISTY BARNAUSKAS	25.00	
A10100	209395	09/08/2023	09/13/2023	RF211780 ELIZABETH BAUER	25.00	
A10100	209396	09/08/2023	09/18/2023	RF211781 KRISTEN BECKER	25.00	
A10100	209397	09/08/2023		RF211782 EMILY BENZLE		25.00
A10100	209398	09/08/2023		RF211783 ELIZABETH DARR		25.00
A10100	209399	09/08/2023		RF211784 AUDREY COX		25.00
A10100	209400	09/08/2023		RF211785 JILLIE BETTS		25.00
A10100	209401	09/08/2023		RF211786 RACHAEL BICK		25.00
A10100	209402	09/08/2023		RF211787 LAURIE BILLING		25.00
A10100	209403	09/08/2023		RF211788 ALLISON BLACK		25.00
A10100	209404	09/08/2023	09/19/2023	RF211789 REBECCA BLYTHE	25.00	
A10100	209405	09/08/2023	09/18/2023	RF211790 ANDREA BOFF	25.00	
A10100	209406	09/08/2023	09/14/2023	RF211791 JACLYN BOHMAN	25.00	
A10100	209407	09/08/2023		RF211792 KRISTINA BOPE		25.00
A10100	209408	09/08/2023	09/26/2023	RF211793 MELISSA BOROWSKI	25.00	
A10100	209409	09/08/2023	09/13/2023	RF211794 BROOKE BOWMAN	25.00	
A10100	209410	09/08/2023		RF211795 JENNIFER BROWN		25.00
A10100	209411	09/08/2023	09/13/2023	RF211796 BRITTANY BRYAN	25.00	
A10100	209412	09/08/2023		RF211798 JESSICA BURGARD		25.00
A10100	209413	09/08/2023		RF211799 RACHEL BUSH		25.00
A10100	209414	09/08/2023		RF211800 VENEZA BYREM		25.00
A10100	209415	09/08/2023	09/13/2023	RF211801 KYLEE CAIN	25.00	
A10100	209416	09/08/2023		RF211802 JENNA CALDWELL		25.00
A10100	209417	09/08/2023	09/20/2023	RF211803 BENJAMIN CANAN	25.00	
A10100	209418	09/08/2023		RF211804 OLIVIA CARTER		25.00
A10100	209419	09/08/2023		RF211805 MELISSA CHAVIS		25.00
A10100	209420	09/08/2023	09/26/2023	RF211806 HEATHER CHENAULT	25.00	
A10100	209421	09/08/2023	09/20/2023	RF211807 JACQUELINE CHON	25.00	
A10100	209422	09/08/2023	09/18/2023	RF211808 SARAH CHRISTY	25.00	
A10100	209423	09/08/2023	09/20/2023	RF211809 LINDSAY CLEMENTE	25.00	
A10100	209424	09/08/2023	09/29/2023	RF211810 EMILY COLE	25.00	

POWERSCHOOL LLC  
 DATE: 10/03/2023  
 TIME: 07:12:32

HILLIARD CITY SCHOOL DISTRICT  
 OUTSTANDING CHECKS

PAGE NUMBER: 4  
 ACCTPA21  
 ACCOUNTING PERIOD: 4/24

SELECTION CRITERIA: transact.yr='24' and transact.period='3' and transact.gl\_cash='A10100'

FUND/SCC - 0010000 - GENERAL FUND

CASH ACCT	CHECK NUMBER	DATE ISSUED	DATE CLEARED	VENDOR	CLEARED	OUTSTANDING
A10100	209425	09/08/2023	09/15/2023	RF211813 AMBER COOKE	25.00	
A10100	209426	09/08/2023	09/15/2023	RF211816 COURTNEY CRAWFORD	25.00	
A10100	209427	09/08/2023	09/19/2023	RF211817 JESSICA CULLEN	25.00	
A10100	209428	09/08/2023	09/15/2023	RF211818 BRIANNA CUMMINS	25.00	
A10100	209429	09/08/2023	09/21/2023	RF211819 KARA CURTIS	25.00	
A10100	209430	09/08/2023	09/19/2023	RF211820 BETH DARRAH	25.00	
A10100	209431	09/08/2023	09/18/2023	RF211822 AMITY DEE	25.00	
A10100	209432	09/08/2023		RF211823 ZEEENIA DHILLON		25.00
A10100	209433	09/08/2023		RF211824 MATHILDA TUULI		25.00
A10100	209434	09/08/2023		RF211825 LESLIE ECHELBERY		25.00
A10100	209435	09/08/2023		RF211826 BRITNEY EDWARDS		50.00
A10100	209436	09/08/2023		RF211828 LYNDESE EGELHOFF		25.00
A10100	209437	09/08/2023	09/18/2023	RF211829 JARED ELSASS	25.00	
A10100	209438	09/08/2023	09/19/2023	RF211830 SARAH ESMAIL	50.00	
A10100	209439	09/08/2023	09/14/2023	RF211832 CASEY ESTEPP	25.00	
A10100	209440	09/08/2023	09/28/2023	RF211833 EVAN FAIRCHILD	25.00	
A10100	209441	09/08/2023	09/19/2023	RF211834 DEREK FARWICK	25.00	
A10100	209442	09/08/2023		RF211835 BRITTANY FATZINGER		25.00
A10100	209443	09/08/2023	09/18/2023	RF211836 MATTHEW FENING	25.00	
A10100	209444	09/08/2023	09/25/2023	RF211838 KRISTEN FONTANINI	25.00	
A10100	209445	09/08/2023	09/25/2023	RF211839 EMERALD GANDEE	25.00	
A10100	209446	09/08/2023	09/18/2023	RF211840 ALLISON GARCIA	25.00	
A10100	209447	09/08/2023		RF211841 LYNN GARNER		25.00
A10100	209448	09/08/2023	09/15/2023	RF211842 LESLIE GARNETT	25.00	
A10100	209449	09/08/2023		RF211843 STEPHANIE GIBSON		25.00
A10100	209450	09/08/2023	09/29/2023	RF211845 RACHEL GOGOLIN	25.00	
A10100	209451	09/08/2023		RF211846 ELIZABETH GOODWIN		25.00
A10100	209452	09/08/2023		RF211848 SHANNON GRESHAM		25.00
A10100	209453	09/08/2023	09/22/2023	RF211849 DESTINY HOBBS	25.00	
A10100	209454	09/08/2023		RF211850 ASHLEY HAMMAC		25.00
A10100	209455	09/08/2023		RF211851 TARYN HAMMOND		25.00
A10100	209456	09/08/2023		RF211852 RICHARD HAMMOND		25.00
A10100	209457	09/08/2023		RF211853 NICOLE HAMPSON		25.00
A10100	209458	09/08/2023	09/18/2023	RF211854 ASHLEE HAMSKI	25.00	
A10100	209459	09/08/2023		RF211855 JARRID HARDING		25.00
A10100	209460	09/08/2023	09/15/2023	RF211856 EMILY HARP	25.00	
A10100	209461	09/08/2023		RF211857 AMY HEADINGS		25.00
A10100	209462	09/08/2023	09/14/2023	RF211858 CHELSEA VALENTINE HEILBRO	25.00	
A10100	209463	09/08/2023		RF211860 CRYSTAL HERSHNER		25.00
A10100	209464	09/08/2023	09/13/2023	RF211861 ADAM HIRSCHFELD	25.00	
A10100	209465	09/08/2023		RF211862 MEGHAN HIXENBAUGH		25.00
A10100	209466	09/08/2023		RF211863 CASEY COMPTON		12.50
A10100	209467	09/08/2023	09/19/2023	RF211864 KELSEY HOLT	25.00	
A10100	209468	09/08/2023	09/14/2023	RF211865 JACKIE HOWARD	25.00	
A10100	209469	09/08/2023	09/21/2023	RF211866 ERIN HOWELL	25.00	
A10100	209470	09/08/2023	09/21/2023	RF211867 BEN HOWELL	25.00	
A10100	209471	09/08/2023	09/14/2023	RF211868 AIMEE JORDAN	25.00	
A10100	209472	09/08/2023		RF211870 JESSICA HURSH		25.00
A10100	209473	09/08/2023		RF211871 SAMSAM SAHARDID		12.50
A10100	209474	09/08/2023	09/14/2023	RF211872 BRADLEY JACKSON	25.00	
A10100	209475	09/08/2023	09/25/2023	RF211873 KAREN JAROSZ	25.00	
A10100	209476	09/08/2023	09/22/2023	RF211874 FRANK JOHNSON	50.00	
A10100	209477	09/08/2023		RF211875 CHERI JOHNSON		25.00
A10100	209478	09/08/2023	09/19/2023	RF211876 ALISON JOHNSON	25.00	



POWERSCHOOL LLC  
 DATE: 10/03/2023  
 TIME: 07:12:32

HILLIARD CITY SCHOOL DISTRICT  
 OUTSTANDING CHECKS

PAGE NUMBER: 5  
 ACCTPA21  
 ACCOUNTING PERIOD: 4/24

SELECTION CRITERIA: transact.yr='24' and transact.period='3' and transact.gl\_cash='A10100'

FUND/SCC - 0010000 - GENERAL FUND

CASH ACCT	CHECK NUMBER	DATE ISSUED	DATE CLEARED	VENDOR	CLEARED	OUTSTANDING
A10100	209479	09/08/2023		RF211877 HEATHER JOHNSON		25.00
A10100	209480	09/08/2023		RF211879 BRITTANY JONES		25.00
A10100	209481	09/08/2023		RF211880 MARCIE KAMB		25.00
A10100	209482	09/08/2023		RF211881 KATIE KAUFMAN		50.00
A10100	209483	09/08/2023		RF211883 BETH KAWALEC		25.00
A10100	209484	09/08/2023	09/27/2023	RF211884 JESSICA KING	25.00	
A10100	209485	09/08/2023	09/15/2023	RF211885 REBECCA VERHOFF KISS	25.00	
A10100	209486	09/08/2023	09/25/2023	RF211886 JASON KISSEL	25.00	
A10100	209487	09/08/2023	09/13/2023	RF211887 LIA MAZZARELLI	50.00	
A10100	209488	09/08/2023		RF211889 CRYSTAL KLOCHAK		25.00
A10100	209489	09/08/2023	09/14/2023	RF211890 BROOKE KOEBEL	25.00	
A10100	209490	09/08/2023	09/14/2023	RF211891 BRITANI KYSER	25.00	
A10100	209491	09/08/2023	09/19/2023	RF211892 EMILY LASWELL	25.00	
A10100	209492	09/08/2023	09/13/2023	RF211893 LINDSAY LAWSON	25.00	
A10100	209493	09/08/2023	09/13/2023	RF211895 NANCY LEY	25.00	
A10100	209494	09/08/2023		RF211896 CHUNMING LIN		25.00
A10100	209495	09/08/2023	09/25/2023	RF211897 CATIE LONG	25.00	
A10100	209496	09/08/2023		RF211898 REGAN LORENZ		25.00
A10100	209497	09/08/2023	09/18/2023	RF211899 AMY LOVELL	25.00	
A10100	209498	09/08/2023	09/19/2023	RF211900 LORI LOWE	25.00	
A10100	209499	09/08/2023	09/19/2023	RF211901 ANTONIETTA MABRY	25.00	
A10100	209500	09/08/2023	09/13/2023	RF211902 STEPHANIE MAGOTEAUX	25.00	
A10100	209501	09/08/2023	09/14/2023	RF211903 TIFFANY MALONEY	25.00	
A10100	209502	09/08/2023	09/21/2023	RF211904 VANESSA MARICH	25.00	
A10100	209503	09/08/2023	09/15/2023	RF211905 ALBERTO MAYA	25.00	
A10100	209504	09/08/2023	09/18/2023	RF211906 ERIKA MCCALLISTER	25.00	
A10100	209505	09/08/2023		RF211907 JESSICA MCDANIEL		25.00
A10100	209506	09/08/2023		RF211908 KYLE MCGLUMPHY		25.00
A10100	209507	09/08/2023	09/14/2023	RF211909 ALISON MCGRATH	25.00	
A10100	209508	09/08/2023	09/14/2023	RF211910 CRAIG MCMILLEN	25.00	
A10100	209509	09/08/2023		RF211911 LAUREN MEDER		25.00
A10100	209510	09/08/2023	09/18/2023	RF211912 TRESSA MEHL	25.00	
A10100	209511	09/08/2023	09/18/2023	RF211913 CECILIA MILLIGAN	25.00	
A10100	209512	09/08/2023		RF211914 MARIA MOAURO		25.00
A10100	209513	09/08/2023		RF211915 MUTAZ MOHAMMAD		25.00
A10100	209514	09/08/2023	09/25/2023	RF211916 JENNIFER MOIR	25.00	
A10100	209515	09/08/2023	09/14/2023	RF211917 LYDIA MONTGOMERY	25.00	
A10100	209516	09/08/2023	09/14/2023	RF211918 KATHRYN MONTGOMERY	25.00	
A10100	209517	09/08/2023	09/18/2023	RF211921 NICOLE MOORE	25.00	
A10100	209518	09/08/2023	09/14/2023	RF211922 VERONICA MARCANTONI NEVER	25.00	
A10100	209519	09/08/2023	09/13/2023	RF211923 CARLOS NEYRA ROCHA	25.00	
A10100	209520	09/08/2023		RF211924 GYSELMAR ANGULO		25.00
A10100	209521	09/08/2023	09/15/2023	RF211925 TALA KARZOUN	25.00	
A10100	209522	09/08/2023		RF211926 YUKA OGIWARA		25.00
A10100	209523	09/08/2023	09/15/2023	RF211927 MICHELLE OLSGARD	25.00	
A10100	209524	09/08/2023	09/18/2023	RF211928 SHANNON OLSHESKI	25.00	
A10100	209525	09/08/2023	09/13/2023	RF211929 MADISON PAGE	25.00	
A10100	209526	09/08/2023	09/28/2023	RF211930 LINDSAY PANGBORN	25.00	
A10100	209527	09/08/2023	09/15/2023	RF211931 TABITHA PARRY	50.00	
A10100	209528	09/08/2023		RF211933 ANKIT PATEL		25.00
A10100	209529	09/08/2023		RF211934 JENNIFER PATRICK		25.00
A10100	209530	09/08/2023	09/15/2023	RF211935 SAMANTHA PATRICK	25.00	
A10100	209531	09/08/2023	09/13/2023	RF211936 ANDREW PATTERSON	25.00	
A10100	209532	09/08/2023	09/27/2023	RF211937 CHELSEA PENNINGTON	25.00	

POWERSCHOOL LLC  
 DATE: 10/03/2023  
 TIME: 07:12:32

HILLIARD CITY SCHOOL DISTRICT  
 OUTSTANDING CHECKS

PAGE NUMBER: 6  
 ACCTPA21  
 ACCOUNTING PERIOD: 4/24

SELECTION CRITERIA: transact.yr='24' and transact.period='3' and transact.gl\_cash='A10100'

FUND/SCC - 0010000 - GENERAL FUND

CASH ACCT	CHECK NUMBER	DATE ISSUED	DATE CLEARED	VENDOR	CLEARED	OUTSTANDING
A10100	209533	09/08/2023	09/14/2023	RF211939 SHANNON PICKING	25.00	
A10100	209534	09/08/2023		RF211940 CATHERINE BELVEDERE		25.00
A10100	209535	09/08/2023		RF211941 KAYLEE PORT		25.00
A10100	209536	09/08/2023	09/25/2023	RF211944 MORGAN RATHGABER	25.00	
A10100	209537	09/08/2023	09/14/2023	RF211945 KIMBERLY REED	50.00	
A10100	209538	09/08/2023		RF211947 KATHRYN REED		25.00
A10100	209539	09/08/2023	09/18/2023	RF211948 ASHLEY RENGERS	25.00	
A10100	209540	09/08/2023	09/18/2023	RF211949 MIYA REYES	25.00	
A10100	209541	09/08/2023		RF211950 NIMARTA ROBERTS		25.00
A10100	209542	09/08/2023		RF211951 YOLANDA VIGIL		12.50
A10100	209543	09/08/2023		RF211952 LINDSAY RONNEBERG		25.00
A10100	209544	09/08/2023	09/26/2023	RF211953 ANGELA RUMPLE	25.00	
A10100	209545	09/08/2023	09/27/2023	RF211954 LAUREN RUSSO	25.00	
A10100	209546	09/08/2023	09/27/2023	RF211955 LAURA LOMBARDI	25.00	
A10100	209547	09/08/2023	09/14/2023	RF211956 ABDUS SAMAD	25.00	
A10100	209548	09/08/2023	09/19/2023	RF211957 VINCENT SCALICI	25.00	
A10100	209549	09/08/2023		RF211958 KATIE SCHIFF		25.00
A10100	209550	09/08/2023	09/14/2023	RF211959 CHRISTOPHER SCOTT	25.00	
A10100	209551	09/08/2023		RF211961 KIMBERLY SEBOURN		25.00
A10100	209552	09/08/2023	09/18/2023	RF211962 ANDREA SHERMAN	50.00	
A10100	209553	09/08/2023	09/25/2023	RF211964 NICOLE SIMEON	25.00	
A10100	209554	09/08/2023	09/19/2023	RF211965 MEGAN SHEPPARD	25.00	
A10100	209555	09/08/2023	09/28/2023	RF211966 KRISTINA SLATINSKY	25.00	
A10100	209556	09/08/2023		RF211967 TIFFANY SMILEY		25.00
A10100	209557	09/08/2023	09/19/2023	RF211968 ASHLEY SMITH	25.00	
A10100	209558	09/08/2023	09/13/2023	RF211969 HELEN SMITH	25.00	
A10100	209559	09/08/2023		RF211970 JEFF SMITH		25.00
A10100	209560	09/08/2023		RF211971 BERNARD SMITH		25.00
A10100	209561	09/08/2023	09/13/2023	RF211972 AVATHAR SMUCKER	25.00	
A10100	209562	09/08/2023	09/14/2023	RF211973 ELIZABETH SNYDER	25.00	
A10100	209563	09/08/2023	09/14/2023	RF211974 TANYA SPARKS	25.00	
A10100	209564	09/08/2023	09/20/2023	RF211975 KIM SPENCELEY	25.00	
A10100	209565	09/08/2023	09/18/2023	RF211976 CHERYL STAATS	25.00	
A10100	209566	09/08/2023	09/18/2023	RF211977 DANIELLE STACKUS	25.00	
A10100	209567	09/08/2023	09/21/2023	RF211978 AUDREY STAFFORD	25.00	
A10100	209568	09/08/2023	09/18/2023	RF211979 JANE PONYIK STALDER	25.00	
A10100	209569	09/08/2023		RF211981 KRISTIN SUPE		25.00
A10100	209570	09/08/2023		RF211982 ASHLEY SZWED		25.00
A10100	209571	09/08/2023		RF211983 AMANDA TABOR		25.00
A10100	209572	09/08/2023	09/14/2023	RF211985 AMANDA TAYLOR	25.00	
A10100	209573	09/08/2023	09/18/2023	RF211986 BROOKE TENY	25.00	
A10100	209574	09/08/2023		RF211987 ANN MARIE THALER		25.00
A10100	209575	09/08/2023	09/25/2023	RF211988 ERIKA THOMASON	25.00	
A10100	209576	09/08/2023	09/14/2023	RF211989 SHANNON THOMPSON	25.00	
A10100	209577	09/08/2023	09/14/2023	RF211990 ERIN THOMPSON	25.00	
A10100	209578	09/08/2023	09/25/2023	RF211991 JENNIFER DOGGETT	25.00	
A10100	209579	09/08/2023	09/13/2023	RF211992 ALLISON TOMLIN	25.00	
A10100	209580	09/08/2023	09/19/2023	RF211993 ASHLEY TRUEMAN	50.00	
A10100	209581	09/08/2023	09/15/2023	RF211995 STEVE TSETSOS	50.00	
A10100	209582	09/08/2023	09/15/2023	RF211997 NYCOLE VAN HORN	25.00	
A10100	209583	09/08/2023	09/19/2023	RF211998 KRISTIN VANA	25.00	
A10100	209584	09/08/2023	09/26/2023	RF211999 BRITTANY VEGA	25.00	
A10100	209585	09/08/2023		RF212000 LAURA VIGIL		25.00
A10100	209586	09/08/2023	09/14/2023	RF212001 CHRISTINA WACKLER	25.00	

SELECTION CRITERIA: transact.yr='24' and transact.period='3' and transact.gl\_cash='A10100'

FUND/SCC - 0010000 - GENERAL FUND

CASH ACCT	CHECK NUMBER	DATE ISSUED	DATE CLEARED	VENDOR	CLEARED	OUTSTANDING
A10100	209587	09/08/2023	09/25/2023	RF212002 KATHRYN WAKEFIELD	25.00	
A10100	209588	09/08/2023	09/18/2023	RF212004 SHARON WATHEN	25.00	
A10100	209589	09/08/2023		RF212005 KYLE WATSON		25.00
A10100	209590	09/08/2023	09/18/2023	RF212006 LINDSAY WELK	25.00	
A10100	209591	09/08/2023	09/15/2023	RF212007 CRAIG WELLMAN	25.00	
A10100	209592	09/08/2023	09/15/2023	RF212008 MELISSA WELSH	25.00	
A10100	209593	09/08/2023	09/15/2023	RF212009 COURTNEY WERNING	25.00	
A10100	209594	09/08/2023	09/15/2023	RF212010 DEVON WESTBROOK	25.00	
A10100	209595	09/08/2023		RF212011 ERIC WHELAN		25.00
A10100	209596	09/08/2023		RF212012 FRANKI WILKINSON		25.00
A10100	209597	09/08/2023	09/20/2023	RF212013 ABIGAIL WILSON	25.00	
A10100	209598	09/08/2023		RF212014 MORGAN WINTER		25.00
A10100	209599	09/08/2023	09/14/2023	RF212015 CELESTE WONDERLY	25.00	
A10100	209600	09/08/2023	09/18/2023	RF212016 ASHLEY GUSTIN	25.00	
A10100	209601	09/08/2023		RF212017 YVONNE WOOTEN		25.00
A10100	209602	09/08/2023	09/15/2023	RF212018 KELLY WRIGHT	25.00	
A10100	209603	09/08/2023	09/15/2023	RF212019 MICHELLE YNIGUEZ	25.00	
A10100	209604	09/08/2023	09/21/2023	RF212020 MIYAKO YOKOO	25.00	
A10100	209605	09/08/2023	09/13/2023	RF212022 DANIELLE ZAKRAJSEK	25.00	
A10100	209613	09/14/2023		00000103 DEMCO INC.		197.04
A10100	209614	09/14/2023		00000274 LOFT VIOLIN SHOP		250.00
A10100	209615	09/14/2023		00000369 TRANSPORTATION ACCESSORIE		996.27
A10100	209616	09/14/2023		00000383 STANTON'S SHEET MUSIC		504.91
A10100	209617	09/14/2023		00001278 W.W. GRAINGER		1,706.58
A10100	209621	09/14/2023		00003407 LAKESHORE LEARNING MATERI		194.50
A10100	209622	09/14/2023		00003680 BSN SPORTS, LLC		1,590.00
A10100	209625	09/14/2023	09/20/2023	00005619 TRANE PARTS & SUPPLY	246,407.00	
A10100	209626	09/14/2023	09/18/2023	00005630 GLOCKNER OIL COMPANY	1,090.61	
A10100	209628	09/14/2023		00006489 OFFICER MARCUS BLEVINS		174.00
A10100	209631	09/14/2023	09/19/2023	00007269 OHIO BUREAU OF CRIMINAL I	5,077.75	
A10100	209632	09/14/2023	09/20/2023	00008102 LOWE'S COMPANIES	3,876.91	
A10100	209633	09/14/2023		00008131 ALLIANCE FOR HIGH QUALITY		100.00
A10100	209636	09/14/2023	09/22/2023	00009867 TREA. STATE OF OHIO BOI	4,163.25	
A10100	209638	09/14/2023		00011116 SCHOOL SPECIALTY LLC		282.54
A10100	209641	09/14/2023		00011539 AMERICAN TIME & SIGNAL CO		1,101.87
A10100	209642	09/14/2023	09/20/2023	00011565 BASA	2,651.21	
A10100	209644	09/14/2023	09/19/2023	00012137 WATKINS MEMORIAL HIGH SCH	200.00	
A10100	209647	09/14/2023		00014666 B & C COMMUNICATIONS		173.00
A10100	209651	09/14/2023		00018343 TRUGREEN CHEMLAWN		9,318.79
A10100	209653	09/14/2023	09/22/2023	00018674 HOME DEPOT	44.02	
A10100	209655	09/14/2023	09/22/2023	00019238 LT. JACK D LIGHTFOOT II	174.00	
A10100	209656	09/14/2023		00020409 CARMEN'S DISTRIBUTION SYS		3,560.30
A10100	209660	09/14/2023		00022979 JETS PIZZA		869.01
A10100	209663	09/14/2023	09/26/2023	00023285 CONJUGUEMOS	60.00	
A10100	209664	09/14/2023	09/18/2023	00023567 DECKER CONSTRUCTION COMPA	750.00	
A10100	209666	09/14/2023		00024162 CENTRAL DISTRICT GIRLS GO		330.00
A10100	209668	09/14/2023		00024289 MORRISON SIGN COMPANY		5,800.00
A10100	209669	09/14/2023		00024856 DUBLIN KARRER MIDDLE SCHO		200.00
A10100	209673	09/14/2023	09/28/2023	00025027 GREEN AND SONS LTD	27,749.00	
A10100	209674	09/14/2023	09/21/2023	00025076 GREAT LAKES SPORTS	1,778.53	
A10100	209675	09/14/2023	09/22/2023	00025127 THREE LEAF SOLUTIONS LLC	2,754.98	
A10100	209678	09/14/2023	09/20/2023	00025544 SILVER LINING GROUP	5,518.66	
A10100	209684	09/14/2023		00026152 HILLYARD OHIO		2,389.20
A10100	209693	09/14/2023	09/18/2023	00026788 FAIRFIELD COUNTY ESC	150.00	

POWERSCHOOL LLC  
 DATE: 10/03/2023  
 TIME: 07:12:32

HILLIARD CITY SCHOOL DISTRICT  
 OUTSTANDING CHECKS

PAGE NUMBER: 8  
 ACCTPA21  
 ACCOUNTING PERIOD: 4/24

SELECTION CRITERIA: transact.yr='24' and transact.period='3' and transact.gl\_cash='A10100'

FUND/SCC - 0010000 - GENERAL FUND

CASH ACCT	CHECK NUMBER	DATE ISSUED	DATE CLEARED	VENDOR	CLEARED	OUTSTANDING
A10100	209695	09/14/2023	09/20/2023	00026907 QUADIENT, INC.	1,392.07	
A10100	209700	09/14/2023		00027251 IBS OF GREATER COLUMBUS		364.38
A10100	209704	09/14/2023	09/21/2023	00027447 EDUCATION ALTERNATIVES	1,376.00	
A10100	209705	09/14/2023		00027502 GAME ONE		459.98
A10100	209706	09/14/2023	09/26/2023	00027652 RUMPKE OF OHIO, INC.	13,972.88	
A10100	209708	09/14/2023	09/19/2023	00027670 E.A. GRAPHICS	1,841.14	
A10100	209714	09/14/2023	09/19/2023	00028030 OFFICER IAN KING	216.00	
A10100	209715	09/14/2023	09/20/2023	00028031 REMEMBER ME GIFTS LLC	80.00	
A10100	209718	09/14/2023	09/18/2023	00028041 CAROL GALLIGHER	538.55	
A10100	209719	09/14/2023	09/18/2023	00028045 OFFICER STEVEN PERSINGER	180.00	
A10100	209721	09/14/2023	09/21/2023	00809124 LORA KAY MCCONNELL	15.00	
A10100	209722	09/14/2023		807690 DARA CHAMBERLAIN		30.00
A10100	209723	09/14/2023		RF200590 KIMBERLY BULLINGER		30.00
A10100	209724	09/14/2023	09/25/2023	RF211463 KATHERINE GIRGIS	30.00	
A10100	209725	09/14/2023		RF211871 SAMSAM SAHARDID		100.00
A10100	209726	09/14/2023		RF212021 JENNIFER SHAH		30.00
A10100	209727	09/14/2023	09/19/2023	RF212023 CHRISTINA ROUSEY	30.00	
A10100	209728	09/14/2023	09/19/2023	RF212024 ERIN POLAND	30.00	
A10100	209729	09/14/2023	09/20/2023	RF212025 KINDRA MESENBRING	30.00	
A10100	209730	09/14/2023		RF212026 RICHARD MAKENNA		30.00
A10100	209731	09/14/2023	09/27/2023	RF212027 RANA ALDIN	80.00	
A10100	209732	09/14/2023	09/25/2023	RF212028 AMANDA CUMMINS	30.00	
A10100	209733	09/14/2023	09/21/2023	RF212029 TRACY HENOCH	65.00	
A10100	209734	09/14/2023		RF212030 JESSICA RAMSEY		200.00
A10100	209735	09/14/2023		00026343 SERGE WALSH		5,493.55
A10100	209736	09/18/2023		RF211786 RACHAEL BICK		25.00
A10100	209737	09/18/2023	09/25/2023	RF212031 ASHLEY WARNOCK	25.00	
A10100	209738	09/18/2023		RF212032 GINA FRAKER		25.00
A10100	209739	09/18/2023	09/26/2023	RF212033 ERIN TAMBURRINO	25.00	
A10100	209740	09/18/2023		RF212034 HANNA COPPEL		25.00
A10100	209741	09/18/2023		RF212035 ADREANNE CRANE		25.00
A10100	209742	09/18/2023	09/27/2023	RF212036 NATALIE HENKE	25.00	
A10100	209743	09/18/2023		RF212037 KATIE MYERS		25.00
A10100	209744	09/18/2023	09/22/2023	RF212038 JANETTE NEUBURGER	25.00	
A10100	209745	09/18/2023	09/25/2023	RF212039 TABITHA HUFF PFEIFER	25.00	
A10100	209746	09/18/2023		RF212040 KATIE RINGS		25.00
A10100	209747	09/18/2023		RF212041 AMY MILAM		25.00
A10100	209748	09/18/2023	09/22/2023	RF212042 ROBERT GOMAN	25.00	
A10100	209749	09/18/2023		RF212043 ERIN HAAR		25.00
A10100	209750	09/21/2023		00000103 DEMCO INC.		272.16
A10100	209751	09/21/2023		00000369 TRANSPORTATION ACCESSORIE		446.09
A10100	209752	09/21/2023	09/27/2023	00000427 ZANER BLOSER INC	9,857.65	
A10100	209753	09/21/2023		00001278 W.W. GRAINGER		1,651.13
A10100	209754	09/21/2023	09/28/2023	00002030 OASSA	295.00	
A10100	209756	09/21/2023	09/27/2023	00003006 SCHOLASTIC	122.84	
A10100	209757	09/21/2023		00003010 CAPITOL CITY GLASS & SCRE		5,445.00
A10100	209759	09/21/2023		00003680 BSN SPORTS, LLC		1,200.00
A10100	209760	09/21/2023		00003911 FERGUSON ENTERPRISES LLC		92.50
A10100	209761	09/21/2023	09/27/2023	00004711 FOLLETT CONTENT SOLUTIONS	3,251.00	
A10100	209763	09/21/2023	09/27/2023	00005619 TRANE PARTS & SUPPLY	112.90	
A10100	209764	09/21/2023		00006066 GOLDEN BEAR LOCK & SAFE		66.50
A10100	209765	09/21/2023		00006208 ASCD		258.00
A10100	209767	09/21/2023		00007256 THE OHIO CAPITAL CONFEREN		950.00
A10100	209771	09/21/2023	09/27/2023	00009268 TREAS STATE OF OHIO ELEV	761.75	

POWERSCHOOL LLC  
 DATE: 10/03/2023  
 TIME: 07:12:32

HILLIARD CITY SCHOOL DISTRICT  
 OUTSTANDING CHECKS

PAGE NUMBER: 9  
 ACCTPA21  
 ACCOUNTING PERIOD: 4/24

SELECTION CRITERIA: transact.yr='24' and transact.period='3' and transact.gl\_cash='A10100'

FUND/SCC - 0010000 - GENERAL FUND

CASH ACCT	CHECK NUMBER	DATE ISSUED	DATE CLEARED	VENDOR	CLEARED	OUTSTANDING
A10100	209773	09/21/2023		00010033 OAESA		295.00
A10100	209775	09/21/2023		00010394 CUMMINS INTERSTATE POWER		160.87
A10100	209776	09/21/2023		00010745 SOUTHWEST BINDING & LAMIN		479.40
A10100	209777	09/21/2023	09/29/2023	00010756 BRIAN W. BARNES & CO. IN	750.00	
A10100	209779	09/21/2023		00010974 RENT A JOHN		100.00
A10100	209781	09/21/2023		00011116 SCHOOL SPECIALTY LLC		2,162.85
A10100	209782	09/21/2023		00011309 FLYERS PIZZA AND SUBS		7,669.85
A10100	209784	09/21/2023		00011539 AMERICAN TIME & SIGNAL CO		1,033.91
A10100	209788	09/21/2023		00013169 OHSBCA COACHES ASSOCIATIO		10.00
A10100	209791	09/21/2023		00014065 JUNIOR LIBRARY GUILD		293.02
A10100	209794	09/21/2023		00014510 WORTHINGTON CHRISTIAN HS		275.00
A10100	209795	09/21/2023		00014666 B & C COMMUNICATIONS		137.50
A10100	209796	09/21/2023		00014678 OCC MIDDLE SCHOOL ATHLETI		175.00
A10100	209799	09/21/2023		00015360 CEDARVILLE UNIVERSITY		394.56
A10100	209803	09/21/2023	09/26/2023	00017029 BEST SUPPLY	255.70	
A10100	209805	09/21/2023	09/27/2023	00018346 WESTERVILLE NORTH ATHLETI	240.00	
A10100	209809	09/21/2023		00019933 PALADIN PROTECTIVE SYSTEM		2,465.75
A10100	209810	09/21/2023	09/26/2023	00020032 LUCID DATA CORPORATION	4,482.00	
A10100	209817	09/21/2023		00021419 OCTM		30.00
A10100	209818	09/21/2023		00021444 TERRY'S TRUCK & TRAILER		10,211.50
A10100	209825	09/21/2023		00022124 LEARNING A-Z, LLC		132.00
A10100	209830	09/21/2023	09/27/2023	00022437 SCHOLASTIC STORE ONLINE	373.66	
A10100	209831	09/21/2023		00022515 OFFICER RYAN E. TURNER		162.00
A10100	209832	09/21/2023		00022577 OHIO HEALTH		5,413.00
A10100	209835	09/21/2023		00022613 MARYSVILLE BUNSOLD MIDDLE		200.00
A10100	209837	09/21/2023		00022911 GILMAN GEAR		541.10
A10100	209838	09/21/2023		00023009 OIAAA		150.00
A10100	209846	09/21/2023		00023552 HENRY SCHEIN INC.		286.60
A10100	209849	09/21/2023		00023609 BLIND FACTORY		364.99
A10100	209854	09/21/2023		00023915 ROJEN COMPANY		450.50
A10100	209867	09/21/2023	09/27/2023	00024955 NAPA AUTO PARTS	1,844.57	
A10100	209873	09/21/2023		00025667 HILLIARD DRY CLEANERS IN		1,647.75
A10100	209875	09/21/2023	09/26/2023	00025810 OTIS ELEVATOR COMPANY	100.00	
A10100	209883	09/21/2023		00026309 COLUMBUS RUNNING COMPANY		2,491.50
A10100	209885	09/21/2023	09/26/2023	00026448 PUGH LUBRICANTS LLC	503.94	
A10100	209889	09/21/2023	09/29/2023	00026722 HILLIARD BRADLEY ATHLETIC	760.00	
A10100	209890	09/21/2023	09/29/2023	00026788 FAIRFIELD COUNTY ESC	300.00	
A10100	209896	09/21/2023	09/26/2023	00027051 DELAWARE ATHLETIC BOOSTER	460.00	
A10100	209898	09/21/2023		00027111 OTICON INC		619.99
A10100	209899	09/21/2023	09/28/2023	00027112 PRUDENTRX, LLC	12,860.40	
A10100	209908	09/21/2023		00027447 EDUCATION ALTERNATIVES		544.00
A10100	209909	09/21/2023	09/28/2023	00027455 NEUHAUS EDUCATION CENTER	145.00	
A10100	209910	09/21/2023		00027502 GAME ONE		125.00
A10100	209913	09/21/2023		00027654 NORTHWESTERN LOCAL SCHOOL		200.00
A10100	209916	09/21/2023	09/26/2023	00027670 E.A. GRAPHICS	1,496.20	
A10100	209917	09/21/2023	09/26/2023	00027681 COOL CATS SITES ENTERTAIN	296.00	
A10100	209918	09/21/2023		00027689 FUNFLICKS OHIO LLC		700.92
A10100	209919	09/21/2023		00027722 OHIO ART EDUCATION ASSOCI		190.00
A10100	209920	09/21/2023	09/27/2023	00027749 TRUCKPRO, LLC	522.09	
A10100	209922	09/21/2023		00027832 DREAMS ON HORSEBACK		3,100.00
A10100	209928	09/21/2023	09/29/2023	00028006 PRAIRIE TOWNSHIP BOARD OF	202.50	
A10100	209930	09/21/2023	09/27/2023	00028015 COMFORT RESEARCH LLC	799.90	
A10100	209931	09/21/2023	09/27/2023	00028033 UNIVERSAL MUSIC PUBLISHIN	75.00	
A10100	209932	09/21/2023	09/25/2023	00028045 OFFICER STEVEN PERSINGER	162.00	

POWERSCHOOL LLC  
 DATE: 10/03/2023  
 TIME: 07:12:32

HILLIARD CITY SCHOOL DISTRICT  
 OUTSTANDING CHECKS

PAGE NUMBER: 10  
 ACCTPA21  
 ACCOUNTING PERIOD: 4/24

SELECTION CRITERIA: transact.yr='24' and transact.period='3' and transact.gl\_cash='A10100'

FUND/SCC - 0010000 - GENERAL FUND

CASH ACCT	CHECK NUMBER	DATE ISSUED	DATE CLEARED	VENDOR	CLEARED	OUTSTANDING
A10100	209934	09/21/2023		RF210308 ANDREA BEESON		20.50
A10100	209935	09/21/2023	09/26/2023	RF211988 ERIKA THOMASON	25.00	
A10100	209936	09/21/2023	09/29/2023	RF212044 DENISE CASTLE	18.00	
A10100	209937	09/21/2023		RF212045 SEEMA SHARMA		40.00
A10100	209938	09/21/2023		RF212046 COURTNEY GILBREATH		27.75
A10100	209939	09/21/2023		RF212047 CHARLES TONGORI		80.00
A10100	209957	09/28/2023		00000099 DELILLE OXYGEN CO.		48.00
A10100	209958	09/28/2023		00000103 DEMCO INC.		333.85
A10100	209959	09/28/2023		00000274 LOFT VIOLIN SHOP		1,260.50
A10100	209960	09/28/2023		00000369 TRANSPORTATION ACCESSORIE		484.05
A10100	209961	09/28/2023		00000383 STANTON'S SHEET MUSIC		379.65
A10100	209963	09/28/2023		00001278 W.W. GRAINGER		78.21
A10100	209964	09/28/2023		00001620 SOUTHARD SUPPLY INC.		308.53
A10100	209965	09/28/2023		00001842 TOLEDO PE SUPPLY		1,644.43
A10100	209966	09/28/2023		00002030 OASSA		510.00
A10100	209968	09/28/2023		00003628 COMMERCIAL PARTS & SERV O		126.53
A10100	209969	09/28/2023		00003911 FERGUSON ENTERPRISES LLC		73.07
A10100	209970	09/28/2023		00004266 COLUMBUS TEMP CONTROL		2,841.00
A10100	209971	09/28/2023		00004711 FOLLETT CONTENT SOLUTIONS		4,918.30
A10100	209972	09/28/2023		00004828 VIRCO MFG CORP.		3,316.50
A10100	209974	09/28/2023		00005038 SHERWIN WILLIAMS CO.		27.05
A10100	209975	09/28/2023		00005251 HAND2MIND, INC.		322.84
A10100	209976	09/28/2023		00005423 GOPHER SPORT		83.94
A10100	209977	09/28/2023		00006066 GOLDEN BEAR LOCK & SAFE		1,553.00
A10100	209979	09/28/2023		00006489 OFFICER MARCUS BLEVINS		186.00
A10100	209981	09/28/2023		00007256 THE OHIO CAPITAL CONFEREN		532.00
A10100	209988	09/28/2023		00010394 CUMMINS INTERSTATE POWER		907.71
A10100	209989	09/28/2023		00010737 MUSIC THEATRE INTERNATION		5,025.00
A10100	209990	09/28/2023		00011116 SCHOOL SPECIALTY LLC		1,512.82
A10100	209995	09/28/2023		00013169 OHSBCA COACHES ASSOCIATIO		35.00
A10100	209996	09/28/2023		00013272 LANCASTER HIGH SCHOOL		250.00
A10100	209997	09/28/2023		00013711 TTG		43,200.00
A10100	210002	09/28/2023		00015360 CEDARVILLE UNIVERSITY		250.00
A10100	210004	09/28/2023		00017481 COLUMBUS SPEECH & HEARING		117.50
A10100	210005	09/28/2023		00018996 DECKER EQUIPMENT		78.80
A10100	210006	09/28/2023		00019056 WORKHEALTH		1,613.00
A10100	210008	09/28/2023		00019661 LEGO EDUCATION		1,139.50
A10100	210010	09/28/2023		00020409 CARMEN'S DISTRIBUTION SYS		1,672.14
A10100	210011	09/28/2023		00020747 JOSTENS		29.72
A10100	210013	09/28/2023		00021075 CAPITOL OFFICE SUPPLY		90.24
A10100	210014	09/28/2023		00021444 TERRY'S TRUCK & TRAILER		10,211.50
A10100	210015	09/28/2023		00022091 STATE OF OHIO DAS/GSD/STA		267.30
A10100	210016	09/28/2023		00022234 JONES TRUCK & SPRING REPA		350.00
A10100	210020	09/28/2023		00023915 ROJEN COMPANY		22.39
A10100	210021	09/28/2023		00024239 BRIAR PATCH RANCH FOR KID		7,000.00
A10100	210024	09/28/2023		00024676 FOLLETT SCHOOL SOLUTIONS,		313.10
A10100	210025	09/28/2023		00024956 HERITAGE-CRYSTAL CLEAN L		849.19
A10100	210036	09/28/2023		00026382 MCOECN		200.00
A10100	210037	09/28/2023		00026448 PUGH LUBRICANTS LLC		737.04
A10100	210039	09/28/2023		00026588 GFL ENVIRONMENTAL SERVICE		41.98
A10100	210043	09/28/2023		00026717 SOTER TECHNOLOGIES		900.00
A10100	210044	09/28/2023		00026736 REACH EDUCATIONAL SERVICE		2,100.00
A10100	210046	09/28/2023		00026956 FASTSIGNS OF HILLIARD		1,042.20
A10100	210050	09/28/2023		00027482 W.V.C. ED, INC		145.57

SELECTION CRITERIA: transact.yr='24' and transact.period='3' and transact.gl\_cash='A10100'

FUND/SCC - 0010000 - GENERAL FUND

CASH ACCT	CHECK NUMBER	DATE ISSUED	DATE CLEARED	VENDOR	CLEARED	OUTSTANDING
A10100	210051	09/28/2023		00027546 CINTAS CORP NO 2		88.40
A10100	210052	09/28/2023		00027675 GUITAR HOUSE WORKSHOP, LL		1,890.00
A10100	210055	09/28/2023		00027743 ENCOMPASS SUPPLY CHAIN SO		14.60
A10100	210060	09/28/2023		00028016 BOWLIFI		2,772.83
A10100	210063	09/28/2023		00028030 OFFICER IAN KING		162.00
A10100	210066	09/28/2023		RF201136 CATHERINE FINNEGAN		25.00
A10100	210067	09/28/2023		RF201240 STEPHANIE TAYLOR		25.00
A10100	210068	09/28/2023		RF210014 STEPHANIE COOLEY		25.00
A10100	210069	09/28/2023		RF210036 JAYNE MOORE		50.00
A10100	210070	09/28/2023		RF210732 DEBORAH DAWSON		25.00
A10100	210071	09/28/2023		RF211098 TERESA JOHNSON		30.00
A10100	210072	09/28/2023		RF212048 KHALED BENOURET		35.00
A10100	210073	09/28/2023		RF212049 KAORI FUJII		35.00
A10100	210074	09/28/2023		RF212050 LINDSAY STEINMEYER		30.00
A10100	210075	09/28/2023		RF212051 DONNA RZEPKA		30.00
A10100	210076	09/28/2023		RF212052 HEATHER NELSON		30.00
A10100	V209240	09/06/2023	09/06/2023	00028036 DISCOVERY RANCH FOR GIRLS	100,000.00	
A10100	V209247	09/07/2023	09/07/2023	00003027 LOEB ELECTRIC	542.84	
A10100	V209250	09/07/2023	09/07/2023	00004204 CENTURY EQUIPMENT CO.	71.51	
A10100	V209256	09/07/2023	09/07/2023	00006978 CARDINAL BUS SALES & SERV	1,614.75	
A10100	V209258	09/07/2023	09/07/2023	00008340 MCGRAW-HILL EDUCATION IN	228.36	
A10100	V209260	09/07/2023	09/07/2023	00008549 STERLING PAPER CO.	36,513.18	
A10100	V209261	09/07/2023	09/07/2023	00008742 SPORTS IMPORTS	5,900.00	
A10100	V209262	09/07/2023	09/07/2023	00009150 ESC OF CENTRAL OHIO	125.00	
A10100	V209263	09/07/2023	09/07/2023	00010280 POWELL PRINTS	343.80	
A10100	V209266	09/07/2023	09/07/2023	00011527 TRISTAR TRANSPORTATION	13,029.71	
A10100	V209267	09/07/2023	09/07/2023	00011824 STAPLES BUSINESS ADVANTAG	215.84	
A10100	V209268	09/07/2023	09/07/2023	00013050 UNITED RENTALS	1,832.96	
A10100	V209269	09/07/2023	09/07/2023	00013143 ARAMARK - LUNCHROOM SERVI	182,446.32	
A10100	V209272	09/07/2023	09/07/2023	00014140 ARAMARK	3,276.08	
A10100	V209273	09/07/2023	09/07/2023	00014469 KIMBALL-MIDWEST	610.11	
A10100	V209274	09/07/2023	09/07/2023	00014883 SCHOOL PRIDE LIMITED	2,284.80	
A10100	V209275	09/07/2023	09/07/2023	00015673 HEALTHCARE PROCESS CONSUL	11,000.00	
A10100	V209277	09/07/2023	09/07/2023	00017570 GENESIS BUILDING SYSTEMS	21,710.00	
A10100	V209278	09/07/2023	09/07/2023	00019332 OHIO POWER TOOL	279.00	
A10100	V209279	09/07/2023	09/07/2023	00019504 OFFICE DEPOT BUSINESS SOL	170.21	
A10100	V209280	09/07/2023	09/07/2023	00020757 ACE TRUCK BODY INC.	5,944.00	
A10100	V209283	09/07/2023	09/07/2023	00022427 SCOTT M SNYDER	57.12	
A10100	V209284	09/07/2023	09/07/2023	00022580 FRED J. MILLER INC.	44,200.00	
A10100	V209285	09/07/2023	09/07/2023	00022610 RICH & GILLIS LAW GROUP	12,829.66	
A10100	V209286	09/07/2023	09/07/2023	00023031 BWA SOUTH COMPANY INC.	43.42	
A10100	V209287	09/07/2023	09/07/2023	00023168 JAMIE E LENNOX	46.05	
A10100	V209288	09/07/2023	09/07/2023	00023265 XTEK PARTNERS	8,263.72	
A10100	V209291	09/07/2023	09/07/2023	00023751 MODERN OFFICE METHODS	3,700.47	
A10100	V209292	09/07/2023	09/07/2023	00023873 BRIDGEWAY ACADEMY	62,175.00	
A10100	V209293	09/07/2023	09/07/2023	00024262 RUSH TRUCK CENTERS OF OHI	546.24	
A10100	V209295	09/07/2023	09/07/2023	00024577 PAYFLEX SYSTEMS USA INC.	150.00	
A10100	V209297	09/07/2023	09/07/2023	00024659 Z PROMOTIONS & APPAREL	796.27	
A10100	V209300	09/07/2023	09/07/2023	00025130 INTERPRETING PLUS LLC	15,436.00	
A10100	V209301	09/07/2023	09/07/2023	00025216 CAPITAL DOOR SOLUTIONS I	3,128.42	
A10100	V209302	09/07/2023	09/07/2023	00025270 K12 TECH REPAIRS COLUMBUS	945.00	
A10100	V209304	09/07/2023	09/07/2023	00025360 PROLINK HEALTHCARE LLC	1,276.00	
A10100	V209305	09/07/2023	09/07/2023	00025637 W.W. WILLIAMS COMPANY LL	2,568.00	
A10100	V209306	09/07/2023	09/07/2023	00025722 BUCKEYE CUSTOM SUPPLY LL	2,253.80	

POWERSCHOOL LLC  
DATE: 10/03/2023  
TIME: 07:12:32

HILLIARD CITY SCHOOL DISTRICT  
OUTSTANDING CHECKS

PAGE NUMBER: 12  
ACCTPA21  
ACCOUNTING PERIOD: 4/24

SELECTION CRITERIA: transact.yr='24' and transact.period='3' and transact.gl\_cash='A10100'

FUND/SCC - 0010000 - GENERAL FUND

CASH ACCT	CHECK NUMBER	DATE ISSUED	DATE CLEARED	VENDOR	CLEARED	OUTSTANDING
A10100	V209308	09/07/2023	09/07/2023	00025904 CROWN BATTERY MANUFACTURI	1,181.20	
A10100	V209309	09/07/2023	09/07/2023	00026021 MANSFIELD OIL COMPANY	29,168.15	
A10100	V209310	09/07/2023	09/07/2023	00026037 CAMERON MITCHELL PREMIER	7,966.56	
A10100	V209311	09/07/2023	09/07/2023	00026040 BOLLER ELECTRONICS, INC.	23,200.00	
A10100	V209315	09/07/2023	09/07/2023	00026307 PLUNKETT'S PEST CONTROL	60.00	
A10100	V209316	09/07/2023	09/07/2023	00026332 ABILITY MATTERS	38,685.00	
A10100	V209317	09/07/2023	09/07/2023	00026363 WEBER-HUFF, INC.	132.00	
A10100	V209318	09/07/2023	09/07/2023	00026441 AG-PRO OHIO LLC	17,360.00	
A10100	V209320	09/07/2023	09/07/2023	00026466 RENOVO FITNESS LLC	440.00	
A10100	V209322	09/07/2023	09/07/2023	00026529 FOOD FOR GOOD THOUGHT INC	2,355.00	
A10100	V209323	09/07/2023	09/07/2023	00026538 OFFICER JOSH HOWARD	27.00	
A10100	V209324	09/07/2023	09/07/2023	00026729 KENDALL ELECTRIC INC.	100.17	
A10100	V209327	09/07/2023	09/07/2023	00026865 RD HOLDER OIL CO. INC.	1,337.91	
A10100	V209328	09/07/2023	09/07/2023	00026867 CAMBIUM ASSESSMENT, INC	50.00	
A10100	V209329	09/07/2023	09/07/2023	00026912 JUMPHOUSE LLC	750.00	
A10100	V209330	09/07/2023	09/07/2023	00026915 TALIK'S TOOLS,LLC	586.80	
A10100	V209334	09/07/2023	09/07/2023	00027004 VRC COMPANIES LLC	34.30	
A10100	V209336	09/07/2023	09/07/2023	00027224 MARATHON HEALTH, LLC	86,195.20	
A10100	V209338	09/07/2023	09/07/2023	00027353 GIPPER MEDIA, INC.	2,400.00	
A10100	V209339	09/07/2023	09/07/2023	00027363 BATTERIES PLUS, LLC	155.75	
A10100	V209340	09/07/2023	09/07/2023	00027443 MONTANEZ INTERPRETING & T	152.50	
A10100	V209342	09/07/2023	09/07/2023	00027528 JILL ANN ABRAHAM	78.27	
A10100	V209346	09/07/2023	09/07/2023	00027677 BEST EVENT SERVICES TEAM,	675.00	
A10100	V209348	09/07/2023	09/07/2023	00027784 PSI II LLC	2,160.00	
A10100	V209349	09/07/2023	09/07/2023	00027809 CURALINC HEALTHCARE	7,464.87	
A10100	V209612	09/14/2023	09/14/2023	00000034 CAROLINA BIOLOGICAL SUPPL	1,062.10	
A10100	V209618	09/14/2023	09/14/2023	00001539 COLUMBUS CLAY CO.	1,300.00	
A10100	V209619	09/14/2023	09/14/2023	00002319 KROGER CO.	274.76	
A10100	V209620	09/14/2023	09/14/2023	00003027 LOEB ELECTRIC	1,331.98	
A10100	V209623	09/14/2023	09/14/2023	00004204 CENTURY EQUIPMENT CO.	62.16	
A10100	V209624	09/14/2023	09/14/2023	00004999 RIDDELL ALL AMERICAN	647.86	
A10100	V209627	09/14/2023	09/14/2023	00006386 APPLE INC.	586.73	
A10100	V209629	09/14/2023	09/14/2023	00006978 CARDINAL BUS SALES & SERV	1,061.16	
A10100	V209630	09/14/2023	09/14/2023	00007136 GERMAN'S BUS SALES & SERV	1,000.00	
A10100	V209637	09/14/2023	09/14/2023	00010280 POWELL PRINTS	142.20	
A10100	V209639	09/14/2023	09/14/2023	00011395 WOODBURN PRESS	540.64	
A10100	V209640	09/14/2023	09/14/2023	00011450 AQUA SCIENCE	1,660.80	
A10100	V209643	09/14/2023	09/14/2023	00011824 STAPLES BUSINESS ADVANTAG	840.78	
A10100	V209645	09/14/2023	09/14/2023	00013317 OFFICER GLENN E. ROGERS	189.00	
A10100	V209646	09/14/2023	09/14/2023	00014233 CDW-G	98,895.98	
A10100	V209648	09/14/2023	09/14/2023	00014883 SCHOOL PRIDE LIMITED	725.00	
A10100	V209649	09/14/2023	09/14/2023	00015049 FASTENAL SUPPLIES	405.32	
A10100	V209650	09/14/2023	09/14/2023	00017155 OFFICER CHARLES LUPI	162.00	
A10100	V209652	09/14/2023	09/14/2023	00018659 SILCO FIRE PROTECTION	2,299.80	
A10100	V209654	09/14/2023	09/14/2023	00019213 PXP OHIO	69.00	
A10100	V209657	09/14/2023	09/14/2023	00020757 ACE TRUCK BODY INC.	1,763.77	
A10100	V209658	09/14/2023	09/14/2023	00020758 BLICK ART MATERIALS LLC	132.96	
A10100	V209659	09/14/2023	09/14/2023	00021818 ASIAN AMERICAN	168.75	
A10100	V209661	09/14/2023	09/14/2023	00023265 XTEK PARTNERS	28,704.00	
A10100	V209662	09/14/2023	09/14/2023	00023267 NEW STORY SCHOOLS-OHIO	15,375.00	
A10100	V209665	09/14/2023	09/14/2023	00023873 BRIDGEWAY ACADEMY	1,891.25	
A10100	V209667	09/14/2023	09/14/2023	00024167 SPIRIT SERVICES	2,295.31	
A10100	V209670	09/14/2023	09/14/2023	00024950 E & H ACE HARDWARE GROUP	27.83	
A10100	V209671	09/14/2023	09/14/2023	00024999 YVONNE ALICE HAIGHT	45.39	



POWERSCHOOL LLC  
 DATE: 10/03/2023  
 TIME: 07:12:32

HILLIARD CITY SCHOOL DISTRICT  
 OUTSTANDING CHECKS

PAGE NUMBER: 13  
 ACCTPA21  
 ACCOUNTING PERIOD: 4/24

SELECTION CRITERIA: transact.yr='24' and transact.period='3' and transact.gl\_cash='A10100'

FUND/SCC - 0010000 - GENERAL FUND

CASH ACCT	CHECK NUMBER	DATE ISSUED	DATE CLEARED	VENDOR	CLEARED	OUTSTANDING
A10100	V209672	09/14/2023	09/14/2023	00025000 R.E.M. COMMUNICATIONS INC	213.76	
A10100	V209676	09/14/2023	09/14/2023	00025216 CAPITAL DOOR SOLUTIONS I	19,786.40	
A10100	V209677	09/14/2023	09/14/2023	00025360 PROLINK HEALTHCARE LLC	1,305.00	
A10100	V209679	09/14/2023	09/14/2023	00025591 LEVEL 3 COMMUNICATIONS L	1,525.31	
A10100	V209680	09/14/2023	09/14/2023	00025722 BUCKEYE CUSTOM SUPPLY LL	262.24	
A10100	V209681	09/14/2023	09/14/2023	00025974 A WAY WITH WORDS LLC	955.90	
A10100	V209682	09/14/2023	09/14/2023	00026021 MANSFIELD OIL COMPANY	28,939.74	
A10100	V209686	09/14/2023	09/14/2023	00026307 PLUNKETT'S PEST CONTROL	1,833.00	
A10100	V209688	09/14/2023	09/14/2023	00026356 MAYNE TRANSPORTATION	40,789.63	
A10100	V209689	09/14/2023	09/14/2023	00026456 OFFICER MICHAEL TAGGART	162.00	
A10100	V209690	09/14/2023	09/14/2023	00026499 EXPRESS ELECTRIC LLC	3,220.50	
A10100	V209691	09/14/2023	09/14/2023	00026538 OFFICER JOSH HOWARD	270.00	
A10100	V209692	09/14/2023	09/14/2023	00026680 RIVERSIDE INSIGHTS	48.55	
A10100	V209694	09/14/2023	09/14/2023	00026865 RD HOLDER OIL CO. INC.	2,222.35	
A10100	V209696	09/14/2023	09/14/2023	00027004 VRC COMPANIES LLC	640.87	
A10100	V209697	09/14/2023	09/14/2023	00027119 CROWN CASTLE FIBER LLC	22,898.83	
A10100	V209698	09/14/2023	09/14/2023	00027223 SAUER GROUP, INC.	10,000.00	
A10100	V209699	09/14/2023	09/14/2023	00027244 TROY FILTERS	60.72	
A10100	V209701	09/14/2023	09/14/2023	00027363 BATTERIES PLUS, LLC	300.39	
A10100	V209702	09/14/2023	09/14/2023	00027417 TANNER TRUSKE ATHA	223.55	
A10100	V209703	09/14/2023	09/14/2023	00027446 VOYAGER SOPRIS LEARNING,	16,297.75	
A10100	V209707	09/14/2023	09/14/2023	00027657 BRIDGEWAY THERAPY CENTER	6,906.25	
A10100	V209709	09/14/2023	09/14/2023	00027905 OFFICER JOSHUA VALENTINE	162.00	
A10100	V209710	09/14/2023	09/14/2023	00027926 OFFICER MICHAEL SHERRILL	270.00	
A10100	V209711	09/14/2023	09/14/2023	00027980 BYRNE & JONES CONSTRUCTIO	119,843.00	
A10100	V209712	09/14/2023	09/14/2023	00027991 EMPOWER BEHAVIORAL HEALTH	6,687.50	
A10100	V209713	09/14/2023	09/14/2023	00028022 OFFICER JEFFREY LONG	162.00	
A10100	V209716	09/14/2023	09/14/2023	00028034 STUTTERING THERAPY RESOUR	170.08	
A10100	V209717	09/14/2023	09/14/2023	00028040 BLACK SHEEP GRAPHICS LLC	675.00	
A10100	V209720	09/14/2023	09/14/2023	0026015 SOLIANT HEALTH	2,265.25	
A10100	V209755	09/21/2023	09/21/2023	00002205 STEFFENS-SHULTZ INC.	2,423.03	
A10100	V209758	09/21/2023	09/21/2023	00003027 LOEB ELECTRIC	689.41	
A10100	V209762	09/21/2023	09/21/2023	00005572 UNITED ART & EDUCATION SU	97.41	
A10100	V209766	09/21/2023	09/21/2023	00006978 CARDINAL BUS SALES & SERV	5,794.89	
A10100	V209768	09/21/2023	09/21/2023	00007929 MELINDA J MORDARSKI	25.00	
A10100	V209769	09/21/2023	09/21/2023	00008928 THE FLAG LADY'S FLAG STOR	1,469.69	
A10100	V209770	09/21/2023	09/21/2023	00009226 JOHNSTONE SUPPLY	3,876.76	
A10100	V209772	09/21/2023	09/21/2023	00009301 THE BUCKEYE RANCH	67,200.00	
A10100	V209774	09/21/2023	09/21/2023	00010280 POWELL PRINTS	460.80	
A10100	V209778	09/21/2023	09/21/2023	00010960 JOYCE ANN BRICKLEY	25.00	
A10100	V209780	09/21/2023	09/21/2023	00011023 NORWICH TOWNSHIP	500.00	
A10100	V209783	09/21/2023	09/21/2023	00011499 DEANA RENEE ADAMS	25.00	
A10100	V209785	09/21/2023	09/21/2023	00011824 STAPLES BUSINESS ADVANTAG	150.98	
A10100	V209786	09/21/2023	09/21/2023	00013050 UNITED RENTALS	353.00	
A10100	V209787	09/21/2023	09/21/2023	00013143 ARAMARK - LUNCHROOM SERVI	18,777.07	
A10100	V209789	09/21/2023	09/21/2023	00013317 OFFICER GLENN E. ROGERS	363.00	
A10100	V209790	09/21/2023	09/21/2023	00013991 RICH BOETTNER	60.00	
A10100	V209792	09/21/2023	09/21/2023	00014140 ARAMARK	353.00	
A10100	V209793	09/21/2023	09/21/2023	00014233 CDW-G	7,800.00	
A10100	V209797	09/21/2023	09/21/2023	00014883 SCHOOL PRIDE LIMITED	340.00	
A10100	V209798	09/21/2023	09/21/2023	00014949 CRAIG C VROOM	50.00	
A10100	V209800	09/21/2023	09/21/2023	00015874 ROY R WALKER	60.00	
A10100	V209801	09/21/2023	09/21/2023	00016252 GREGORY S HENNES	25.00	
A10100	V209802	09/21/2023	09/21/2023	00016337 SCHOLASTIC CLASSROOM MAGA	953.29	

POWERSCHOOL LLC  
 DATE: 10/03/2023  
 TIME: 07:12:32

HILLIARD CITY SCHOOL DISTRICT  
 OUTSTANDING CHECKS

PAGE NUMBER: 14  
 ACCTPA21  
 ACCOUNTING PERIOD: 4/24

SELECTION CRITERIA: transact.yr='24' and transact.period='3' and transact.gl\_cash='A10100'

FUND/SCC - 0010000 - GENERAL FUND

CASH ACCT	CHECK NUMBER	DATE ISSUED	DATE CLEARED	VENDOR	CLEARED	OUTSTANDING
A10100	V209804	09/21/2023	09/21/2023	00017449 KAYLA RENEE PINNICK	25.00	
A10100	V209806	09/21/2023	09/21/2023	00018367 HAMILTON COUNTY ESC	3,800.00	
A10100	V209807	09/21/2023	09/21/2023	00019504 OFFICE DEPOT BUSINESS SOL	116.74	
A10100	V209808	09/21/2023	09/21/2023	00019827 NATHAN ANDREW BOBEK	25.00	
A10100	V209811	09/21/2023	09/21/2023	00020058 CORI A KINDL	60.00	
A10100	V209812	09/21/2023	09/21/2023	00020745 US TOGETHER	479.90	
A10100	V209813	09/21/2023	09/21/2023	00020757 ACE TRUCK BODY INC.	209.18	
A10100	V209814	09/21/2023	09/21/2023	00020758 BLICK ART MATERIALS LLC	4,900.23	
A10100	V209815	09/21/2023	09/21/2023	00020875 TAG INC.	1,910.00	
A10100	V209816	09/21/2023	09/21/2023	00021104 MICHAEL HEITZMAN	25.00	
A10100	V209819	09/21/2023	09/21/2023	00021588 MAGICAL ATTRACTIONS	4,500.00	
A10100	V209820	09/21/2023	09/21/2023	00021757 ROCK'S TRAILER SALES, INC	119.99	
A10100	V209821	09/21/2023	09/21/2023	00021816 ANITA KAHLE DALLUGE	25.00	
A10100	V209822	09/21/2023	09/21/2023	00021946 CATHY L REDDING	60.00	
A10100	V209823	09/21/2023	09/21/2023	00021949 DAVE HUSTON	60.00	
A10100	V209824	09/21/2023	09/21/2023	00021959 KEVIN LANDON	25.00	
A10100	V209826	09/21/2023	09/21/2023	00022194 CHRISTOPHER M LUDBAN	25.00	
A10100	V209827	09/21/2023	09/21/2023	00022266 BUCKEYE BRASS & WINDS	1,792.33	
A10100	V209828	09/21/2023	09/21/2023	00022279 MICRO CENTER	4,798.80	
A10100	V209829	09/21/2023	09/21/2023	00022427 SCOTT M SNYDER	25.00	
A10100	V209833	09/21/2023	09/21/2023	00022589 MICHAEL P ABRAHAM	60.00	
A10100	V209834	09/21/2023	09/21/2023	00022594 MICHAEL P MCDONOUGH	60.00	
A10100	V209836	09/21/2023	09/21/2023	00022857 BETH JANELL BOZA	89.85	
A10100	V209839	09/21/2023	09/21/2023	00023107 SHELLI D MILLER	25.00	
A10100	V209840	09/21/2023	09/21/2023	00023168 JAMIE E LENNOX	60.00	
A10100	V209841	09/21/2023	09/21/2023	00023189 ERIN DOOLEY	25.00	
A10100	V209842	09/21/2023	09/21/2023	00023204 AMY L CASE	25.00	
A10100	V209843	09/21/2023	09/21/2023	00023222 MARK D TREMAYNE	25.00	
A10100	V209844	09/21/2023	09/21/2023	00023397 STEPHANIE BORLAZA	25.00	
A10100	V209845	09/21/2023	09/21/2023	00023441 KEVIN M BUCHMAN	25.00	
A10100	V209847	09/21/2023	09/21/2023	00023574 MARK E POHLMAN	60.00	
A10100	V209848	09/21/2023	09/21/2023	00023587 JACOB A GRANTIER	25.00	
A10100	V209850	09/21/2023	09/21/2023	00023652 KATIE ROSE SALYER	25.00	
A10100	V209851	09/21/2023	09/21/2023	00023825 ALLIED SOURCES	9,000.00	
A10100	V209852	09/21/2023	09/21/2023	00023834 GROVE CITY HIGH SCHOOL	500.00	
A10100	V209853	09/21/2023	09/21/2023	00023875 MOLLY NOEL WALKER	25.00	
A10100	V209855	09/21/2023	09/21/2023	00024031 CINDY MARIE TESKE	25.00	
A10100	V209856	09/21/2023	09/21/2023	00024075 BRIAN CHARLES HART	25.00	
A10100	V209857	09/21/2023	09/21/2023	00024237 KEITH RABLEY	60.00	
A10100	V209858	09/21/2023	09/21/2023	00024238 ARCHIE ARMENTROUT	60.00	
A10100	V209859	09/21/2023	09/21/2023	00024419 HILARY P SLOAT	25.00	
A10100	V209860	09/21/2023	09/21/2023	00024433 HERBERT HIGGINBOTHAM JR.	25.00	
A10100	V209861	09/21/2023	09/21/2023	00024473 MATTHEW E SPARKS	25.00	
A10100	V209862	09/21/2023	09/21/2023	00024560 STACIE LYNN VANDEUSEN	60.00	
A10100	V209863	09/21/2023	09/21/2023	00024684 JONATHAN P WAY	25.00	
A10100	V209864	09/21/2023	09/21/2023	00024749 MATTHEW W TROMBITAS	25.00	
A10100	V209865	09/21/2023	09/21/2023	00024862 KATHERINE ANN HUETER	50.00	
A10100	V209866	09/21/2023	09/21/2023	00024937 STACY ELIZABETH CARTER	50.00	
A10100	V209868	09/21/2023	09/21/2023	00024983 MATTHEW LEE MIDDLETON	50.00	
A10100	V209869	09/21/2023	09/21/2023	00025216 CAPITAL DOOR SOLUTIONS I	1,176.16	
A10100	V209870	09/21/2023	09/21/2023	00025469 RYAN YOUNG	60.00	
A10100	V209871	09/21/2023	09/21/2023	00025645 KATHRYN LEE MILLER	25.00	
A10100	V209872	09/21/2023	09/21/2023	00025664 MARIA E STEAD	34.44	
A10100	V209874	09/21/2023	09/21/2023	00025762 MELINDA BEVERLY COLBURN	25.00	

POWERSCHOOL LLC  
 DATE: 10/03/2023  
 TIME: 07:12:32

HILLIARD CITY SCHOOL DISTRICT  
 OUTSTANDING CHECKS

PAGE NUMBER: 15  
 ACCTPA21  
 ACCOUNTING PERIOD: 4/24

SELECTION CRITERIA: transact.yr='24' and transact.period='3' and transact.gl\_cash='A10100'

FUND/SCC - 0010000 - GENERAL FUND

CASH ACCT	CHECK NUMBER	DATE ISSUED	DATE CLEARED	VENDOR	CLEARED	OUTSTANDING
A10100	V209876	09/21/2023	09/21/2023	00025885 POWERSCHOOL GROUP LLC	1,536.00	
A10100	V209877	09/21/2023	09/21/2023	00025939 ADAM JAMES OLSHESKI	25.00	
A10100	V209878	09/21/2023	09/21/2023	00025996 JOEL MICHAEL ASSENHEIMER	50.00	
A10100	V209879	09/21/2023	09/21/2023	00025997 MATTHEW D ANDERSON	25.00	
A10100	V209880	09/21/2023	09/21/2023	00026097 SERVE IT UP OFFICIATING	75.00	
A10100	V209881	09/21/2023	09/21/2023	00026261 HOLLY ANNE MEISTER	25.00	
A10100	V209882	09/21/2023	09/21/2023	00026273 LAUREN MICHELLE HALL	25.00	
A10100	V209884	09/21/2023	09/21/2023	00026321 KRISTEN NICHOLE CLAUSEN	25.00	
A10100	V209886	09/21/2023	09/21/2023	00026475 EDPUZZLE INC.	2,740.00	
A10100	V209887	09/21/2023	09/21/2023	00026671 BRINKS INCORPORATED	111.80	
A10100	V209888	09/21/2023	09/21/2023	00026711 MONICA ROSE CAMPANA	25.00	
A10100	V209891	09/21/2023	09/21/2023	00026808 WW NORTH AMERICA HOLDINGS	360.00	
A10100	V209892	09/21/2023	09/21/2023	00026856 JEREMY L TAYLOR	60.00	
A10100	V209893	09/21/2023	09/21/2023	00026857 MICHAEL D THOMAS	60.00	
A10100	V209894	09/21/2023	09/21/2023	00026865 RD HOLDER OIL CO. INC.	1,810.36	
A10100	V209895	09/21/2023	09/21/2023	00026915 TALIK'S TOOLS,LLC	488.25	
A10100	V209897	09/21/2023	09/21/2023	00027098 WILLIAM C STARRETT	60.00	
A10100	V209900	09/21/2023	09/21/2023	00027244 TROY FILTERS	1,304.24	
A10100	V209901	09/21/2023	09/21/2023	00027295 WILLIAM D WARFIELD	50.00	
A10100	V209902	09/21/2023	09/21/2023	00027298 SABRA L QUALLS	25.00	
A10100	V209903	09/21/2023	09/21/2023	00027318 DAVID JUSTIN STEWART	100.00	
A10100	V209904	09/21/2023	09/21/2023	00027352 JOHN FRANKLIN RILEY	25.00	
A10100	V209905	09/21/2023	09/21/2023	00027363 BATTERIES PLUS, LLC	12.20	
A10100	V209906	09/21/2023	09/21/2023	00027403 THE LEARNING SPECTRUM	4,730.00	
A10100	V209907	09/21/2023	09/21/2023	00027443 MONTANEZ INTERPRETING & T	50.00	
A10100	V209911	09/21/2023	09/21/2023	00027528 JILL ANN ABRAHAM	60.00	
A10100	V209912	09/21/2023	09/21/2023	00027628 KAZ M PATA	25.00	
A10100	V209914	09/21/2023	09/21/2023	00027659 MATTHEW T FASKA	25.00	
A10100	V209915	09/21/2023	09/21/2023	00027660 JENNIFER N MOX	25.00	
A10100	V209921	09/21/2023	09/21/2023	00027784 PSI II LLC	5,400.00	
A10100	V209923	09/21/2023	09/21/2023	00027833 MARK ALLEN DUDGEON	60.00	
A10100	V209924	09/21/2023	09/21/2023	00027840 CHRISTOPHER M MAUL	70.00	
A10100	V209925	09/21/2023	09/21/2023	00027889 ANGELO JAMES CAPUTO	60.00	
A10100	V209926	09/21/2023	09/21/2023	00027905 OFFICER JOSHUA VALENTINE	162.00	
A10100	V209927	09/21/2023	09/21/2023	00028000 WILLIAM KENNETH RAGLAND I	50.00	
A10100	V209929	09/21/2023	09/21/2023	00028009 ALG CONSULTANT LLC	800.00	
A10100	V209933	09/21/2023	09/21/2023	0026015 SOLIANT HEALTH	2,091.70	
A10100	V209962	09/28/2023	09/28/2023	00000762 HILLIARD LAWN AND GARDEN	39.99	
A10100	V209967	09/28/2023	09/28/2023	00003027 LOEB ELECTRIC	216.33	
A10100	V209973	09/28/2023	09/28/2023	00004999 RIDDELL ALL AMERICAN	8,244.55	
A10100	V209978	09/28/2023	09/28/2023	00006386 APPLE INC.	1,699.41	
A10100	V209980	09/28/2023	09/28/2023	00006978 CARDINAL BUS SALES & SERV	3,840.48	
A10100	V209982	09/28/2023	09/28/2023	00008064 SCOTT SCRIVEN LLP	22,493.74	
A10100	V209983	09/28/2023	09/28/2023	00008549 STERLING PAPER CO.	718.00	
A10100	V209984	09/28/2023	09/28/2023	00008742 SPORTS IMPORTS	325.00	
A10100	V209985	09/28/2023	09/28/2023	00009150 ESC OF CENTRAL OHIO	2,679.92	
A10100	V209986	09/28/2023	09/28/2023	00009286 COVER TO COVER LLC	455.70	
A10100	V209987	09/28/2023	09/28/2023	00009879 GORDON FOOD SERVICE	94.50	
A10100	V209991	09/28/2023	09/28/2023	00011349 DEAF SERVICES CENTER INC	130.00	
A10100	V209992	09/28/2023	09/28/2023	00011824 STAPLES BUSINESS ADVANTAG	258.70	
A10100	V209993	09/28/2023	09/28/2023	00011859 ASHLAND UNIVERSITY	1,164.00	
A10100	V209994	09/28/2023	09/28/2023	00011998 HILLIARD AREA CHAMBER	20.00	
A10100	V209998	09/28/2023	09/28/2023	00014140 ARAMARK	126.80	
A10100	V209999	09/28/2023	09/28/2023	00014233 CDW-G	85,482.19	

POWERSCHOOL LLC  
 DATE: 10/03/2023  
 TIME: 07:12:32

HILLIARD CITY SCHOOL DISTRICT  
 OUTSTANDING CHECKS

PAGE NUMBER: 16  
 ACCTPA21  
 ACCOUNTING PERIOD: 4/24

SELECTION CRITERIA: transact.yr='24' and transact.period='3' and transact.gl\_cash='A10100'

FUND/SCC - 0010000 - GENERAL FUND

CASH ACCT	CHECK NUMBER	DATE ISSUED	DATE CLEARED	VENDOR	CLEARED	OUTSTANDING
A10100	V210000	09/28/2023	09/28/2023	00014469 KIMBALL-MIDWEST	423.51	
A10100	V210001	09/28/2023	09/28/2023	00014883 SCHOOL PRIDE LIMITED	3,575.25	
A10100	V210003	09/28/2023	09/28/2023	00016337 SCHOLASTIC CLASSROOM MAGA	269.28	
A10100	V210007	09/28/2023	09/28/2023	00019504 OFFICE DEPOT BUSINESS SOL	149.06	
A10100	V210009	09/28/2023	09/28/2023	00019663 MIDWEST PHOTO	70.00	
A10100	V210012	09/28/2023	09/28/2023	00020928 WALT'S PAVEMENT MARKINGS	1,095.00	
A10100	V210017	09/28/2023	09/28/2023	00022266 BUCKEYE BRASS & WINDS	1,311.19	
A10100	V210018	09/28/2023	09/28/2023	00022950 SHANNON R MURLIN	82.28	
A10100	V210019	09/28/2023	09/28/2023	00022994 DEVELOPMENTAL MATH GROUP	1,059.71	
A10100	V210022	09/28/2023	09/28/2023	00024479 SEDGWICK CLAIMS MANAGEMEN	3,136.50	
A10100	V210023	09/28/2023	09/28/2023	00024575 HEATHER LYNNE CONRAD	86.26	
A10100	V210026	09/28/2023	09/28/2023	00025000 R.E.M. COMMUNICATIONS INC	473.76	
A10100	V210027	09/28/2023	09/28/2023	00025176 CHRISTINA RENEE DAMERON	260.00	
A10100	V210028	09/28/2023	09/28/2023	00025216 CAPITAL DOOR SOLUTIONS I	480.00	
A10100	V210029	09/28/2023	09/28/2023	00025360 PROLINK HEALTHCARE LLC	4,757.00	
A10100	V210030	09/28/2023	09/28/2023	00025517 GREAT MINDS PBC	1,242.87	
A10100	V210031	09/28/2023	09/28/2023	00025759 ABC E-RATE	14,357.22	
A10100	V210032	09/28/2023	09/28/2023	00025837 DIGITAL PRINT SOLUTIONS	9.80	
A10100	V210033	09/28/2023	09/28/2023	00026021 MANSFIELD OIL COMPANY	28,273.53	
A10100	V210034	09/28/2023	09/28/2023	00026097 SERVE IT UP OFFICIATING	75.00	
A10100	V210035	09/28/2023	09/28/2023	00026227 OFFICER SAM DISAIA	174.00	
A10100	V210038	09/28/2023	09/28/2023	00026538 OFFICER JOSH HOWARD	243.00	
A10100	V210040	09/28/2023	09/28/2023	00026680 RIVERSIDE INSIGHTS	48.55	
A10100	V210041	09/28/2023	09/28/2023	00026696 CREATIVE COSTUMING & DESI	3,786.00	
A10100	V210042	09/28/2023	09/28/2023	00026710 SUNFLOWER LAB, LLC	8,400.00	
A10100	V210045	09/28/2023	09/28/2023	00026865 RD HOLDER OIL CO. INC.	786.73	
A10100	V210047	09/28/2023	09/28/2023	00027065 EDCLUB INC.	251.64	
A10100	V210048	09/28/2023	09/28/2023	00027089 PRATER ENGINEERING ASSOCI	4,900.00	
A10100	V210049	09/28/2023	09/28/2023	00027355 WAMPLER TOOLS	163.00	
A10100	V210053	09/28/2023	09/28/2023	00027698 SUNSET CINEMA LLC	1,250.00	
A10100	V210054	09/28/2023	09/28/2023	00027712 ELIZABETH A MCCLELLAN	106.77	
A10100	V210056	09/28/2023	09/28/2023	00027886 SAVVAS LEARNING COMPANY L	6,318.00	
A10100	V210057	09/28/2023	09/28/2023	00027905 OFFICER JOSHUA VALENTINE	162.00	
A10100	V210058	09/28/2023	09/28/2023	00027985 IMAGINE LEARNING LLC	4,500.00	
A10100	V210059	09/28/2023	09/28/2023	00028004 AJ ASPHALT	17,440.00	
A10100	V210061	09/28/2023	09/28/2023	00028022 OFFICER JEFFREY LONG	243.00	
A10100	V210062	09/28/2023	09/28/2023	00028029 MID-AMERICA STORE FIXTURE	1,382.89	
A10100	V210064	09/28/2023	09/28/2023	00028043 ADVANCED SPORTS SUPPLY LL	7,500.00	
A10100	V210065	09/28/2023	09/28/2023	0026015 SOLIANT HEALTH	5,200.00	
TOTAL CASH ACCOUNT					6,295,486.63	239,306.37
TOTAL FUND					6,295,486.63	239,306.37
TOTAL REPORT					6,295,486.63	239,306.37