


Price Book > USA > February 2021



OFFICE FURNITURE SOLUTIONS

TABLE OF CONTENTS

ENVIRONMENTAL INITIATIVES.....	2
JADE	2
LACASSE QUICKSHIP PROGRAM	3
STANDARDIZED DIMENSIONAL SPECIALS	4
GENERAL SPECIFICATIONS FOR LAMINATE FURNITURE COLLECTIONS	6
FURNITURE COLLECTIONS	
QUAD	8
MORPHEO	23
OPTIONS.....	42
CONCEPT 3.....	58
CONCEPT 70.....	64
CONCEPT 400E.....	74
CONCEPT 300.....	83
C.A.	93
PANGRAM.....	95

COMPLEMENTARY FURNITURE COLLECTIONS	
RECEPTION FURNITURE.....	106
QUORUM MULTICONFERENCE	114
LAMINATE LATERAL FILES	142
OTHERS	
ELECTRICOM II ELECTRIFICATION SYSTEM.....	143
THE ESSENTIAL ACCESSORIES.....	146
TECHNICAL PERFORMANCES AND CONVERSION TABLE	150
TERMS & CONDITIONS OF SALE.....	151

Designer Specifications

Groupe Lacasse distinguishes itself thanks to its flexibility and willingness to accommodate special requests, and successfully meets most specific requests for products that are not part of its standard offering. It is possible, among other things, to use C.O.M. fabrics for our PanGram divider panels, tackboards, cushions, etc. Translucent inserts as well as certain high-pressure laminates can also be special-ordered. The Quotations department can process such specific requests.

NICER FOR THE ENVIRONMENT

It's our corporate responsibility to contribute to the preservation of natural resources and to ensure that our operations have the least possible impact on the environment. We choose suppliers who support our efforts to reduce deforestation. The majority of our products are manufactured from particleboard, made from 100% post-industrial recycled materials. We recover the cuttings from all our activities and even sawdust for power cogeneration. What's more, we sort and recycle plastic, steel and aluminum.

Our Saint-Pie, QC facilities are certified ISO 9001 and ISO 14 001.

We're proud to say that all Lacasse products are GREENGUARD® Gold certified. Which means that North Americans can be sure that these products will not affect the air quality of their working environments. And other groups, like architects, designers and specifiers who use Lacasse products can benefit from their GREENGUARD® certification to earn points towards meeting LEED® standards.



Lacasse products have achieved GREENGUARD GOLD Certification.

GREENGUARD Certified products are certified to GREENGUARD standards for low chemical emissions into indoor air during product usage. For more information, visit ul.com/gg.

ENVIRONMENTAL TOOLS

A variety of informative tools which detail how Groupe Lacasse products help support green initiatives are available. All documents are routinely updated and placed on the Groupe Lacasse website in the **Environment** section. Please check this page regularly for the most up-to-date documents.

Available documents: the corporate **Sustainability Policy**, how our products support **LEED Credits** (these documents include information on the percentage of recycled material in each product) and a listing of Groupe Lacasse products that are **GREENGUARD Certified**.

GREENGUARD CERTIFICATES

The GREENGUARD certificates can be uploaded from www.grounelacasse.com by clicking on the **Documents** tab of the certified collections/product pages.

FURTHER INFORMATION

For more information on environmental and sustainable procedures in the manufacturing of our products, contact Communications@grounelacasse.com.

Jade

Groupe Lacasse is proud to introduce **Jade**, a web tool that will ease the entry and follow-up of all your office furniture orders. With this system, you will be able to visualize the final price of all your products, including the discounts, along with the details of any price agreement established with us. Your orders will be validated and sent with all required information, guaranteed. Available 24 hours a day, 7 days a week, **Jade** allows you to consult your orders' status anywhere, anytime. **We are convinced that you will appreciate this convenient, fast and efficient tool from Groupe Lacasse!**

In order to start using **Jade** and benefit from its many advantages, please schedule a web training time by sending us an email at jade_registration@grounelacasse.com. For any other question concerning **Jade**, please contact us at jade@grounelacasse.com.

*Order status availability can vary for specific brands depending on the region.

LACASSE QUICKSHIP PROGRAM

READY TO SHIP IN 5 DAYS!

Several suggested layouts, components and accessories identified by this pictogram are part of the **Lacasse quick delivery program**.



PROGRAM CONDITIONS AND LIMITATIONS:

- Maximum of **35 of each selected item and of each color per order**, refer to each collection to see which products are available.
- Products are **ready for shipment 5 business days after reception of a ready-to-process order and delivered on next available trailer**.
- HPL finishes are not part of the QuickShip program.

IMPORTANT:

Place **QuickShip orders separately from regular Lacasse orders**.

When preparing QuickShip orders, indicate the code **"QS"** in front of the QuickShip product code or the QuickShip suggested layout code; i.e.: **QSM1NCS-F3672F**.

AVAILABLE OPTIONS AND FINISHES:

Make sure to complete QuickShip product codes with the options and finish codes that are part of the QuickShip program.

See below for the complete list of QuickShip options and finishes relevant to each Lacasse collection:

MORPHEO	CONCEPT 3	CONCEPT 70	CONCEPT 400E	PANGRAM
EDGES N, 1, 2 DOOR INSERT T HANDLES A, C, K, W, Z LEG V ACCENT COLORS A, S LAMINATE TOPS / VERTICAL PLANS FINISHES BUC, CCL, CER, ERH, GAN, GGI, HZN, NGA, NTL, SAH, SLT, SNO, TOM One or two-tone combinations	LAMINATE TOPS / VERTICAL PLANS FINISHES BUC, CCL, CER, ERH, GAN, GGI, HZN, NGA, NTL, SAH, SLT, SNO, TOM One or two-tone combinations* *Refer to page 58 for more information on Concept 3's specific two-tone application.	EDGES N, 1, 2 HANDLES D, K ACCENT COLORS A, B, N LAMINATE TOP FINISHES BUC, CCL, CER, ERH, GGI, HZN, NGA, NTL, SAH, SLT, TOM LAMINATE VERTICAL PLANS FINISHES BUC, CCL, CER, ERH, GAN, GGI, HZN, NGA, NTL, SAH, SLT, SNO, TOM One or two-tone combinations	HANDLES L, X, Y LAMINATE TOPS / VERTICAL PLANS FINISHES BUC, CCL, CER, ERH, GAN, GGI, HZN, NGA, NTL, SAH, SLT, SNO, TOM One or two-tone combinations	HANDLES Q, V LEGS Q, V ACCENT COLORS A, S LAMINATE TOPS / VERTICAL PLANS FINISHES BUC, CCL, CER, ERH, GAN, GGI, HZN, NGA, NTL, SAH, SLT, SNO, TOM One or two-tone combinations
CONCEPT 300	C.A.	LAMINATE LATERAL FILES	QUORUM MULTICONFERENCE	
HANDLES E, F LAMINATE TOPS / VERTICAL PLANS FINISHES BUC, CCL, CER, ERH, GAN, GGI, HZN, NGA, NTL, SAH, SLT, SNO, TOM One or two-tone combinations	EDGES N HANDLE E ACCENT S LAMINATE TOPS / VERTICAL PLANS FINISHES BUC, CCL, CER, ERH, GAN, GGI, HZN, NGA, NTL, SAH, SLT, SNO, TOM One or two-tone combinations PEDESTAL AND LATERAL FILE FINISH SNO	HANDLES A, C, K, L, W, Z ACCENT COLORS A, S LAMINATE DRAWER FRONTS / LAMINATE CASE FINISHES BUC, CCL, CER, ERH, GAN, GGI, HZN, NGA, NTL, SAH, SLT, SNO, TOM One or two-tone combinations	EDGES N, S, 1, 2 LAMINATE TOPS / LAMINATE VERTICAL PLANS BUC, CCL, CER, ERH, GAN, GGI, HZN, NGA, NTL, SAH, SLT, SNO, TOM	

ACCESSORIES:

Several accessories are available in QuickShip: refer to the Accessories section on page 146.

TACKBOARD FABRICS:

Crepe: CPT72, CPT85 / **Punch Card:** CP01, CP04, CP07, CP09 / **Quadrille:** QA01, QA02, QA06, QA07 / **To The Point:** TP04, TP06, TP07, TP08

STANDARDIZED DIMENSIONAL SPECIALS

“DIMENSIONAL SPECIALS” PROGRAM

Groupe Lacasse offers its dealers the possibility of making certain modifications to unit dimensions without having to go through the Quotations department. The following rules apply:

- Only one dimension may be modified on any given unit (width or depth or height).
- The modified dimension must fall within the range of standard dimensions offered. Example: a 98"-wide desk may not be specified without going through the Specials department, because that width exceeds standard widths. However, a 70"-wide desk may be specified, because that width does fall between existing standard widths (namely, 66" and 72").
- The dimension change must not affect the overall construction of the furniture unit. Example: a wider bookcase necessitating a central divider for added support.
- Drawers must remain in standard dimensions.
- Applicable to laminate units only. (Doors and modesty panels with metal frames cannot be modified, nor can metal legs.)
- Rounded reception desks are not included in this program.

PROCEDURE:

1. Choose the unit with the next **largest** dimension.
Example: if you need a right single pedestal desk 70" wide, choose model 41_N-S3672F.
2. Add the prefix “S” at the start of the product code. (Ex.: S41_N-S36__F.)
3. Change the dimensions of the standard unit to those required.
(Ex.: 41_N-F3672S becomes S41_N-F3670S.)
4. Use the price of the next largest unit from the price list in effect.
(Ex.: if the new unit is a S41_N-F3670S, the price to use is that of model 41_N-F3672S, from the February 2015 price list.)

* **If exact dimensions are required, be sure to specify it on the order form; otherwise, the unit will be manufactured using the corresponding Imperial units.**

* If a particular dimension includes a fraction, the code must be modified to show the measurement's rounded-off value; however, the measurement must be indicated with the fraction in the item description on the order form. (Example: a width of 68.5 is to be shown as 69 in the code, while the comments section of the order form must bear the mention “exactly 68.5”.)

* **The number of doors and shelves on a hutch / storage unit will be determined by Groupe Lacasse (in accordance with our manufacturing standards).**

* If the “Dimensional Specials” program does not apply to your particular situation, or for any questions concerning such specials, contact our Specials department at Quotation@grounelacasse.com.

“STANDARDIZED” SPECIALS

Groupe Lacasse offers the possibility of making certain types of modifications to standard furniture without having to go through the Specials department:

1. Modification of the color scheme
2. Addition, modification or removal of grommets
3. Modification of the pedestal configuration
4. Height modification for modesty panels
5. Addition of locks

1. COLOR SCHEME

Applicable when the desired color scheme differs from the standard scheme.

- Add the prefix “S” at the start of the product code.
- Replace the choice of colors with “XXX”.
- Along with the order form, provide a drawing showing the desired color scheme.
- No upcharge required to the list price.

2. ADDITION, MODIFICATION OR REMOVAL OF GROMMETS

- Add the prefix “S” at the start of the product code.
- In the product description, add the code corresponding to the desired position (refer to table).
- Insert the appropriate modification code (A, M or R) at the start of the product code.
A: Addition; M: Modification; R: Removal.

CODE	TYPE OF GROMMET	COLLECTIONS	CODE AND POSITION		
			Left	Centre	Right
GRV25N	Round Black	400E, 70, 300	_GRV25NL	_GRV25NC	_GRV25NR
GRQ25S	Rectangular Silver for surfaces 1" thick	Quad, Options, PanGram, Morpheo, C3	_GRQ25SL	_GRQ25SC	_GRQ25SR
GRQ25A	Rectangular Anthracite Grey for surfaces 1" thick	Quad, Options, PanGram, Morpheo	_GRQ25AL	_GRQ25AC	_GRQ25AR
GRQ38S	Rectangular Silver for surfaces 1½" thick	Quad, Morpheo, Options, Quorum	_GRQ38SL	_GRQ38SC	_GRQ38SR
GRQ38A	Rectangular Anthracite Grey for surfaces 1½" thick	Morpheo, Options, Quad	_GRQ38AL	_GRQ38AC	_GRQ38AR
GR9		All collections	If any position other than a standard one is needed, the order form must be accompanied by a drawing indicating the exact position required.		

- Add the upcharge for grommet modification.

Addition of a grommet in standard position	\$64.00
Addition of a grommet in a non-standard position	\$64.00
Modification of the position of an existing grommet	\$0.00
Removal or replacement of an existing grommet	\$0.00

3. MODIFICATION OF THE PEDESTAL CONFIGURATION

Applicable when the desired pedestal arrangement is not standard for the collection.

- Add the prefix “S” at the start of the product code.
- Modify the pedestal codification as per the table below.
- Add the upcharge corresponding to the type of modification made.

¾ height pedestal to full-height pedestal

FROM	TO	UPCHARGE PER PEDESTAL
F (U/F)	UF (U/U/F)	\$150.00
F (U/F)	FF (F/F)	\$150.00
Ex.: 41NN-SxxxxF	S41NN-SxxxxUF	\$150.00

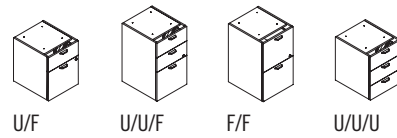
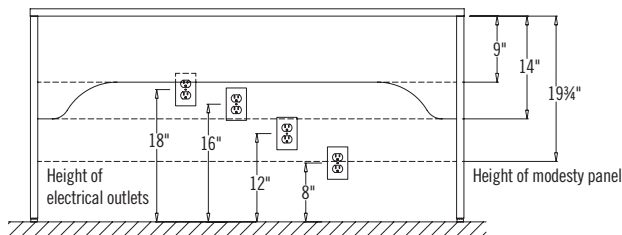
Full-height pedestal to ¾ height pedestal

FROM	TO	UPCHARGE PER PEDESTAL
UF (U/U/F)	F (U/F)	\$50.00
UF (U/U/F)	U (U/U/U)	\$50.00
Ex.: 71KA-UFxxxxUF	S71KA-UFxxxxF	\$50.00

4. HEIGHT MODIFICATION FOR MODESTY PANELS

Modesty panels are available in a number of different heights for all our collections. (Exceptions: C3, Quad with metal legs, Morpheo with metal kickplate or Translucent insert, and corner modules for Concept 400E, 70 and 300, as well as for PanGram and Morpheo.)

- Add the prefix “S” at the start of the product code.
- Add the type of modesty panel at the end of the code.



Full-height pedestal

FROM	TO	UPCHARGE PER PEDESTAL
UF (U/U/F)	FF (F/F)	\$50.00
FF (F/F)	UF (U/U/F)	\$50.00
Ex.: 71KA-UFxxxxUF	S71KA-UFxxxxFF	\$50.00

¾ height pedestal

FROM	TO	UPCHARGE PER PEDESTAL
F (U/F)	U (U/U/U)	\$50.00
Ex.: 41NN-FxxxxF	S41NN-FxxxxU	\$50.00

TYPE	HEIGHT OF MODESTY PANEL	SPACE BETWEEN FLOOR AND MODESTY PANEL	TYPE OF MODESTY PANEL	ACCESS TO ELECTRICAL RECEPTACLES
.1	9"	19"	Curved	Will free up access to most wall outlets
.2	14"	14"	Straight	Will free up access to wall outlets less than 16" from the floor
.3	19 3/4"	8 3/4"	Straight	
.9	For all dimensions other than the ones specified above.	Other	Curved: between 9" and 13" Straight: 14" or greater	




TYPE OF SURFACE	COLLECTIONS	APPLICATION	CODIFICATION	UPCHARGE
AT, DT, BR	All (excluding the above-mentioned exceptions)		According to table	\$0.00
CM	All (excluding the above-mentioned exceptions)	On one side only	Indicate the desired height according to the table, as well as L for left back or R for right back	\$0.00
CM	Options, Quad	On both sides	Indicate the desired height according to the table, as well as B for the 2 sides	\$0.00
CM	Morpheo, 70, 400E, 300, PanGram	On both sides (a wooden block and a leg must be added to the structure in order to support the backs)	Indicate the desired height according to the table, as well as B for the 2 sides	\$50.00
Desks, returns, credenzas with pedestal	All (excluding the above-mentioned exceptions)		.1	\$100.00
Desks, returns, credenzas with pedestal	All (excluding the above-mentioned exceptions)		.2	\$100.00
Desks, returns, credenzas with pedestal	All (excluding the above-mentioned exceptions)	With ¾ height pedestal	.3	\$0.00
Desks, returns, credenzas with pedestal	All (excluding the above-mentioned exceptions)	With full-height pedestal	.3	\$100.00

5. ADDITION OF LOCKS

Add \$79 to list price for the first lock and \$26 for additional locks on any given furniture unit (one lock locks 2 doors).

APPLICATION	CODIFICATION	UPCHARGE
Addition of 1 lock	Add the prefix “S” at the start of the product code and indicate K1 at the end of the code	\$79.00
Addition of 2 locks	Add the prefix “S” at the start of the product code and indicate K2 at the end of the code	\$105.00
Addition of 3 locks	Add the prefix “S” at the start of the product code and indicate K3 at the end of the code	\$131.00
Addition of 4 locks	Add the prefix “S” at the start of the product code and indicate K4 at the end of the code	\$158.00
Ex.: 41NN-E724416P	S41NN-E724416PK2	\$105.00

GENERAL SPECIFICATIONS

	QUAD	MORPHEO	OPTIONS
CHARACTERISTICS	Collection featuring smooth, sleek lines with a modern look. Numerous models make possible a variety of configurations. <ul style="list-style-type: none"> • 2 accent colors • Choice of 3 inserts (Translucent, Lexan, Perforated metal) • 5 storage heights (49, 57, 65, 73, 81) • 2 surface types (thermofused laminate or high-pressure laminate) • Full-width wiring access 	Contemporary office furnishings with a floating top design. Vast selection: <ul style="list-style-type: none"> • 2 top thicknesses • 2 accent colors • 2 surface types (thermofused laminate or high-pressure laminate) • Choice of 5 handles • Choice of 2 Translucent inserts • Choice of 2 legs • Ergonomic work surfaces • Choice of 3 edges 	Classic style offering a wide range of unique items for organizing and optimizing space. <ul style="list-style-type: none"> • 2 top thicknesses • Choice of 3 handles • 2 accent colors • Translucent door option • 2 surface types (thermofused laminate or high-pressure laminate) • Full-width wiring access
TOP THICKNESS	1½" (38 mm)	1" and 1½" (25 and 38 mm) Aluminium spacers add ⅜" (8 mm) to the overall height of the work surfaces	1" and 1½" (25 and 38 mm)
EDGE THICKNESS	⅜" (3 mm)	⅜" and ⅝" (3 and 4 mm)	⅜" (3 mm)
SURFACE TYPE	TFL and HPL	TFL and HPL	TFL and HPL
HUTCH CLEARANCES	N/A	Low profile: 13⅞" (346 mm) – 21⅜" (579 mm) 44" (1099 mm): 20½" (521 mm) 36" (900 mm): 17" (432 mm)	44" (1096 mm): 20⅞" (530 mm) 36" (893 mm): 16¾" (426 mm)
DESKS – MODESTY PANELS	Full-height	Full-height	Full-height
AT, DT – BACK PANELS	2½" (63,5 mm) clearance from floor	Full-height	Full-height
CM – BACK AND SIDE PANELS	Back panel: 2½" (63,5 mm) clearance from floor Side panel: 2½" (63,5 mm) clearance from floor	Back panel and side panel: Full-height	Back panel and side panel: Full-height
GROMMETS ON SURFACES			

GENERAL FEATURES FOR ALL LACASSE CASEGOODS COLLECTIONS

CONSTRUCTION

- Casegoods are made of particleboard panels finished on both sides with mar-resistant high-performance thermofused laminate (45 lbs/ft³), also called TFL.
- High-pressure laminate work surfaces, also called HPL, are available for certain collections, adding ⅛" (1,6 mm) to the overall thickness of the work surface.
- All components are finished with a thermoplastic polymer edgebanding. All edges are finished.
- Levelers allow up to 1¼" (32 mm) height adjustment (unless otherwise specified).
- All modesty panels are recessed 8" (211 mm) on 36" (900 mm) deep desks and 2" (61 mm) on 30" (750 mm) deep desks.
- All bridge returns (BR) are full-height except for Concept 3.
- All ready-to-assemble furniture has metal-to-metal fittings to maintain product integrity, ease of assembly and reconfiguration. These furniture units are identified by the screwdriver pictogram.






DRAWERS

All drawers are built for trouble-free performance and smooth operation:

- Shock-absorbent bumpers standard on all drawers.
- Drawer construction in black laminated particleboard.
- Pencil tray is standard in one box drawer per component.
- File drawers are mounted on full extension ball bearing suspensions: 100 lbs (45 kg) load capacity (except metal pedestals: 75 lbs (34 kg) load capacity).
- Lateral file drawers are mounted on full extension ball bearing suspensions with over-travel: 150 lbs (68 kg) load capacity.
- Lateral file drawers come standard with top rails for folders and one lateral suspension bar for side-to-side filing. For suspension bars accommodating front-to-back filing, refer to Accessories on page 146.
- Interlock system is standard on lateral files and mixed pedestals.

LOCKS

Standard black cam locks with accent color finish are standard on hanging file pedestals, mobile pedestals, lateral files and cabinets (except for Concept 400E, Concept 70, Concept 3, PanGram and Concept 300 cabinets). For multiple-drawer configurations, the lock is a master lock for all the drawers, unless otherwise specified. Lock cylinders with identical keys are also available as an option. (Contact Groupe Lacasse's Customer Service Dept.)

CONCEPT 3	CONCEPT 70	CONCEPT 400E	CONCEPT 300	PANGRAM
Unique non-handed collection in a contemporary style and reversible. <ul style="list-style-type: none"> • Exclusive anodized aluminum legs • Choice of laminate or Translucent doors • Optimized storage solutions • Easy to specify 	Classic, durable executive office furnishings. <ul style="list-style-type: none"> • Choice of 2 handles • 3 accent colors • Over 350 components • Choice of 3 edges 	Quintessential classic office furnishings. <ul style="list-style-type: none"> • Choice of 3 handles • Over 300 components 	Unique manufacturing parameters that offer exceptional value. <ul style="list-style-type: none"> • ¾ height modesty panel • Recessed back to accommodate walls with electrical outlets • Choice of 2 handles • Horizontal wood grain • Standard choice of 5 colors • 100% Quickship 	Solution for space division with laminate panels. <ul style="list-style-type: none"> • 2 accent colors • Compatible with Lacasse furnishings • Several freestanding units complete the collection • Easy to specify and to install
1" (25 mm)	1½" (38 mm)	1" (25 mm)	1" (25 mm)	1" (25 mm)
¾" (3 mm)	¾" and ⅝" (3 and 4 mm)	¾" (3 mm)	¾" (3 mm)	¾" (3 mm)
TFL	TFL	TFL	TFL	TFL
N/A	44" (1099 mm): 21¼" (543 mm) 36" (900 mm): 17⅞" (445 mm)	44" (1099 mm): 21½" (546 mm) 36" (900 mm): 17⅝" (448 mm)	44" (1099 mm): 26½" (673 mm) 36" (900 mm): 18⅝" (473 mm)	36" (900 mm): 19" (483 mm) 28" (710 mm): 17⅞" (448 mm)
Full-height on TD desks with ¾" (19 mm) clearance from floor. Half-height on Y-shape surfaces. Optional back panel are not available.	Full-height	Full-height	Recessed 6" (150 mm) on all desks; except for modesty panel on curved desks with metal pedestals, which is recessed 9" (225 mm). ¾ height overlaps exterior side panels of furniture, and full height overlaps on low-profile desks.	Full-height
N/A	Full-height	Full-height	Recessed 1" (27 mm). ¾ height recessed on exterior side panels of furniture.	N/A
N/A	Back panel and side panel: Full-height	Back panel and side panel: Full-height	Symmetrical corner module: full-height back. Extended corner module: ¾ height back panel overlaps along the extended portion and recessed 1" (27 mm).	Back panel and side panel: Full-height
				

HUTCHES

- All hutches are equipped at work surface height with a full-width flexible wire access extrusion (except for Concept 300).
- A grommet is also provided on the back panel of the hutch to accommodate an optional task light unit.
- Depending on the hutch model, the clearance is 16¾" to 21¹⁹/₁₆" (426 to 579 mm) from the work surface level.
- Combination of rails and tackboards available for use with hutches. Refer to page 147.

DOORS

All hinges for Concept 400E, Concept 70, PanGram and Concept 300 collections are 120°. For other collections, hutches have 120° hinges while other units have 135° hinges.

BOOKCASE

Bookcase must be placed against a wall or back-to-back to another unit.

PEDESTALS

All mobile pedestals 18" deep can receive a cushion (LGC-CU1518). Refer to page 149.

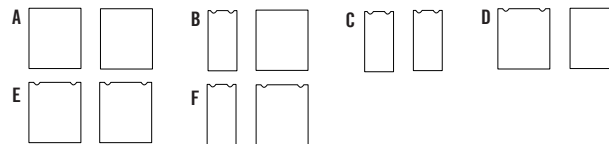
DIMENSIONS

Metric dimensions shown in this price book are exact; imperial dimensions are nominal (unless otherwise specified).

TACKBOARDS

Included with all tackboards is a Velcro strip or hardware for fastening to walls.

CHOICE OF LEG PANELS



PICTOGRAMS


Pictograms are intended for informative purposes only and cannot be used from a technical point of view. For further information, contact the Groupe Lacasse customer service department.



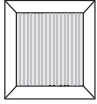
CABINET DOORS

Aluminum doors are offered in a choice of 2 accent colors: Anthracite Grey (A) or Silver (S). High impact resistant electrostatic paint finish.

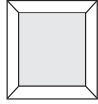
Quad offers 4 door styles for all storage with doors.



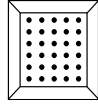
Laminate (N)



Metal with ridged Lexan insert (L)



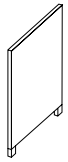
Metal with translucent insert (T)



Metal with perforated metal insert (M)

Leg panels

Leg panels are available in laminate with 2" (50 mm) metal legs (N), in full and recessed options (taking knee space into account).



Full laminate leg panel

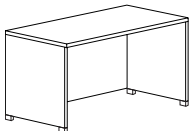


Recessed laminate leg panel

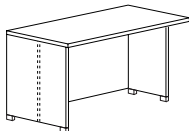
Leg panel options:

- A Two full width leg panels
- B One full width leg panel and one recessed
- C Two recessed leg panels
- D Two full width leg panels, one with wiring access
- E Two full width leg panels with wiring access
- F One full width leg panel and one recessed with wiring access

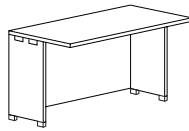
Laminate



A - Two full leg panels



B - One full leg panel and one recessed



C - Two recessed leg panels

STORAGE

Cabinets, hutches and bookcases are available in one-tone finish only.

MATERIALS

- **Thermofused laminate furniture:**
See prices shown in the "All Laminate" column. Surface material must be specified in the code.
- **Furniture with tops in high-pressure laminate, the rest in thermofused laminate:**
See prices shown in the "HPL Surfaces" column. Surface material must be specified in the code.

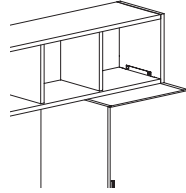
ELECTRIFICATION OF FREESTANDING FURNITURE

Electricom II is fully compatible with Quad collection to enable the electrification of Quad freestanding furniture. Refer to the Electricom II section on page 143.

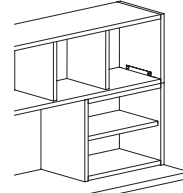
GENERAL SPECIFICATION RULES

- A hutch must be supported at both ends and secured to the slots intended for this purpose.
- Hardware for assembly must be ordered separately.
- It is possible to combine hutch connections, as long as at least one of the following conditions is met:

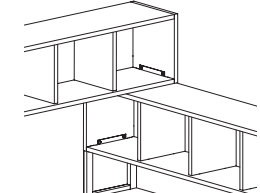
On top of, or side-by-side with, a cabinet



On top of a 24" or larger pigeonhole

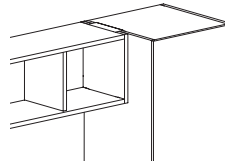


Connection at a 90° angle



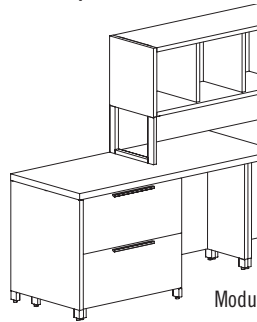
OR

OR

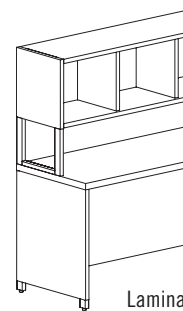


- The other end of the hutch may be connected in any of the ways described in the section on hutch configurations.
- Stacked modules, including connections, must not exceed a total of 81" in height.
- When a hutch support rests on a surface, it is recommended that this surface be supported by a ground fixture. The fixture may be a metal or laminate leg, or a modular pedestal.

Examples:



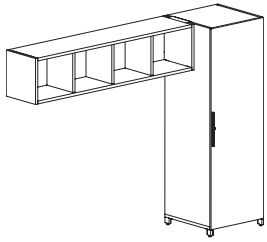
Modular pedestal



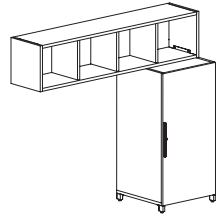
Laminate leg

- No connection between a wall-mounted hutch and a freestanding furniture unit is allowed.
- For furniture runs exceeding 32' in length, contact Groupe Lacasse's customer service department.
- All furnishing arrangements must be levelled properly.
- All arrangements must be made using Quad hardware.
- The Quad furnishing system makes possible a wide variety of arrangements and combinations. Should you require assistance or advice, feel free to contact Groupe Lacasse's customer service department.

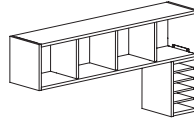
HUTCH CONFIGURATIONS



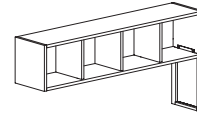
Side-by-side with cabinet



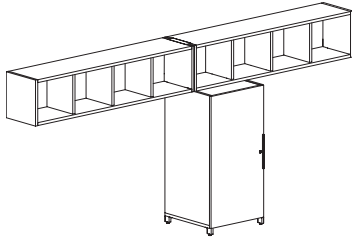
On top of cabinet



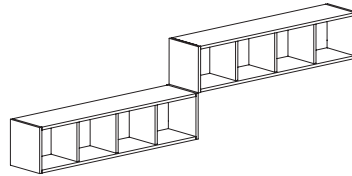
On top of pigeonhole



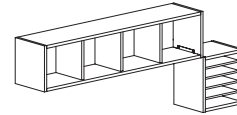
On top of metal support



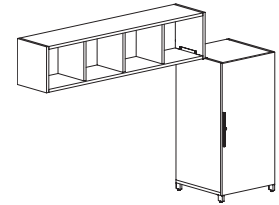
Side-by-side with another hutch



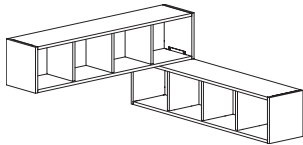
In Z shape over another hutch



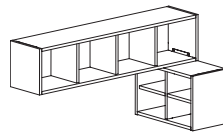
In Z shape over pigeonhole



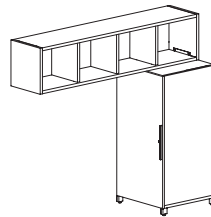
In Z shape over cabinet



At 90° over another hutch

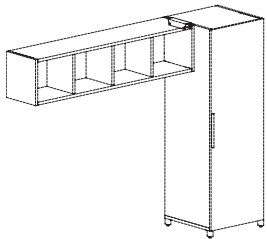


At 90° over pigeonhole

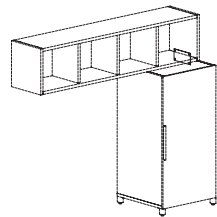


At 90° over cabinet

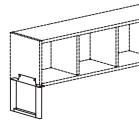
HARDWARE REQUIRED FOR HUTCH CONFIGURATIONS



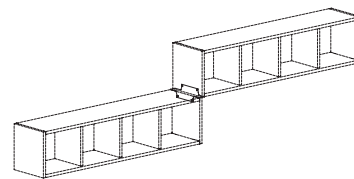
QNN_-HBU



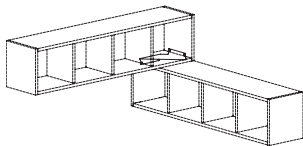
QNN_-HBS



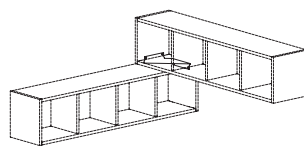
QNN_-HSM4
QNN_-HSM12
QNN_-HSM20



QNN_-HBZ



QNN_-HB90L



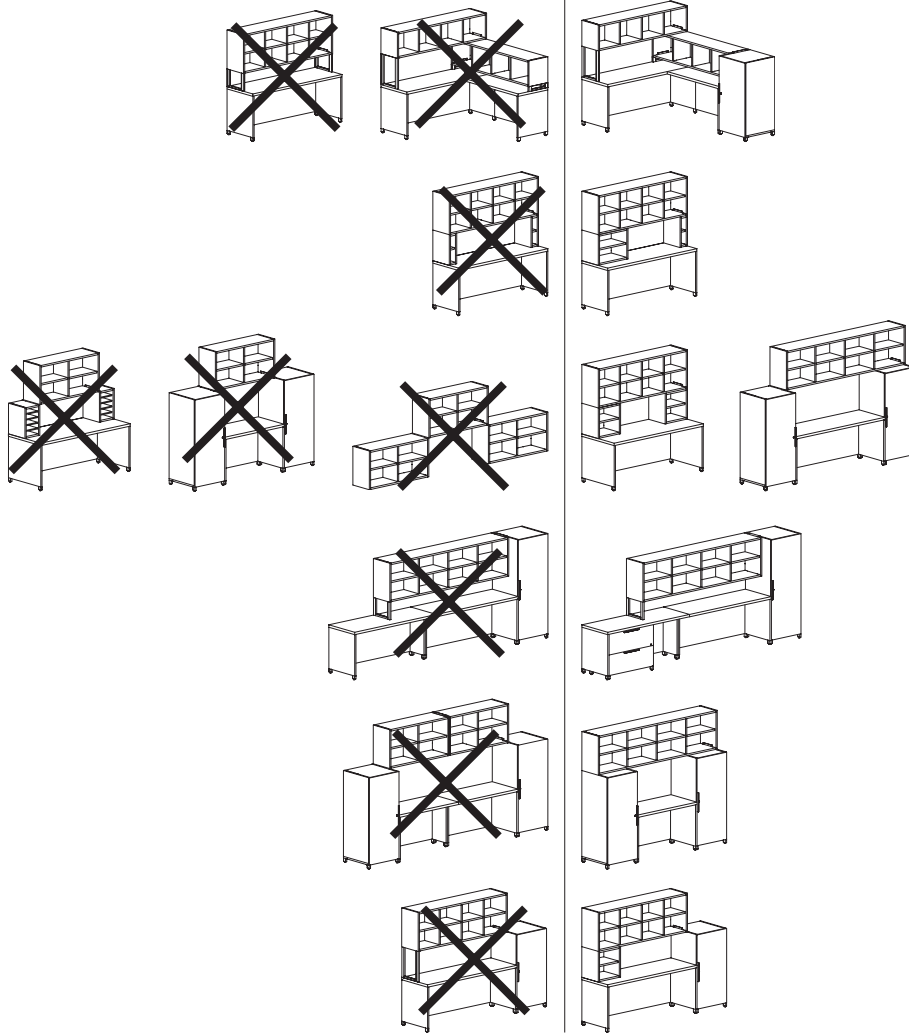
QNN_-HB90R



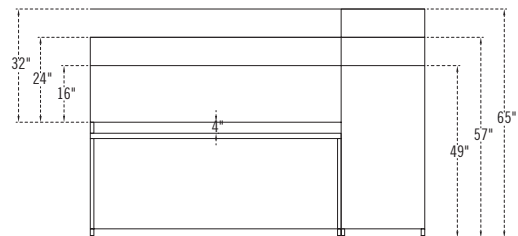
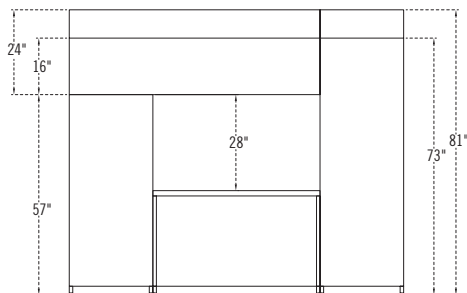
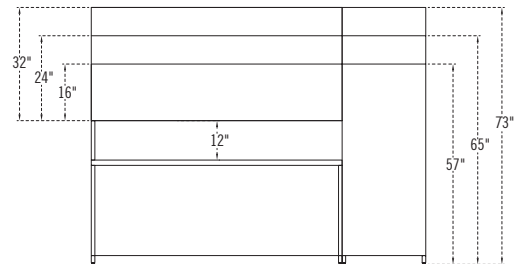
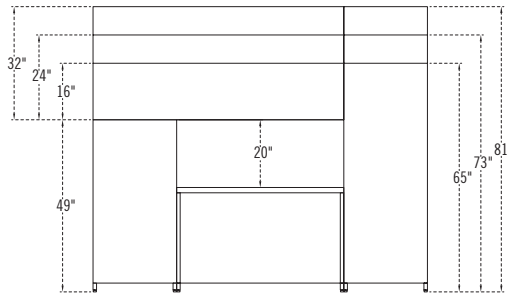
CONFIGURATIONS NOT ALLOWED

NO

YES




HEIGHT DIAGRAMS




EDGE BANDING

Furniture with 1½" (38 mm) thick tops.

N Edge


Smooth, ¼" (3 mm) thick edge. The **N** edge is matched with the finish specified for the surface.



HANDLES

Quad
ACCENT COLORS

S – Silver

A – Anthracite Grey
LEGS

Q – Square

L – Frame
MODESTY PANELS / DOOR INSERTS

T – Translucent

L – Ridged Lexan

M – Perforated Metal
CODIFICATION

Series	Options			
	Thickness	Doors / Modesty Panels	Accent color	Legs
Q	5 Thermofused laminate 1½" 6 High-pressure laminate 1½"	L Ridged Lexan M Perforated Metal T Translucent N Laminate	A Anthracite Grey S Silver N No accent color	Q Square legs 3" L Frame leg

	W x D x H (in)	W x D x H (mm)	Code	All Laminate (\$)	HPL Surfaces (\$)
Double pedestal desks 	2 pedestals with lock. 2 box drawers and 3 file drawers with suspension bars. Pencil tray. Full-width wiring access.				
	84 x 36 x 29½	2100 x 900 x 751	Q_N_UF3684FF	2,956	3,360
	72 x 36 x 29½	1800 x 900 x 751	Q_N_UF3672FF	2,806	3,228
	72 x 30 x 29½	1800 x 750 x 751	Q_N_UF3072FF	2,741	3,145
	66 x 30 x 29½	1650 x 750 x 751	Q_N_UF3066FF	2,665	3,058
	60 x 30 x 29½	1500 x 750 x 751	Q_N_UF3060FF	2,600	2,975

Specify the surface type (5, 6). Specify the accent color (A, S).

	W x D x H (in)	W x D x H (mm)	Code	All Laminate (\$)	HPL Surfaces (\$)
Double pedestal desks 	2 pedestals with lock. 2 box drawers and 3 file drawers with suspension bars. Pencil tray. Half-height modesty panel.				
	84 x 36 x 29½	2100 x 900 x 751	Q_N_UFM3684FF	3,020	3,437
	72 x 36 x 29½	1800 x 900 x 751	Q_N_UFM3672FF	2,867	3,303
	72 x 30 x 29½	1800 x 750 x 751	Q_N_UFM3072FF	2,806	3,228
	66 x 30 x 29½	1650 x 750 x 751	Q_N_UFM3066FF	2,734	3,127
	60 x 30 x 29½	1500 x 750 x 751	Q_N_UFM3060FF	2,665	3,045

Modesty panel option: change N in the code prefix to Lexan (L) / Translucent (T) add \$380, Metal (M) add \$507.

Specify the surface type (5, 6). Specify the accent color (A, S).

	W x D x H (in)	W x D x H (mm)	Code	All Laminate (\$)	HPL Surfaces (\$)
Left single pedestal desks 	1 pedestal on left with lock. 2 box drawers and 1 file drawer with suspension bar. Pencil tray. Full-width wiring access.				
	72 x 36 x 29½	1800 x 900 x 751	Q_N_UF3672S	2,151	2,487
	72 x 30 x 29½	1800 x 750 x 751	Q_N_UF3072S	2,076	2,411
	66 x 30 x 29½	1650 x 750 x 751	Q_N_UF3066S	1,999	2,316
	60 x 30 x 29½	1500 x 750 x 751	Q_N_UF3060S	1,943	2,235

Specify the surface type (5, 6). Specify the accent color (A, S).

	W x D x H (in)	W x D x H (mm)	Code	All Laminate (\$)	HPL Surfaces (\$)
Right single pedestal desks 	1 pedestal on right with lock. 2 box drawers and 1 file drawer with suspension bar. Pencil tray. Full-width wiring access.				
	72 x 36 x 29½	1800 x 900 x 751	Q_N_S3672UF	2,151	2,487
	72 x 30 x 29½	1800 x 750 x 751	Q_N_S3072UF	2,076	2,411
	66 x 30 x 29½	1650 x 750 x 751	Q_N_S3066UF	1,999	2,316
	60 x 30 x 29½	1500 x 750 x 751	Q_N_S3060UF	1,943	2,235

Specify the surface type (5, 6). Specify the accent color (A, S).

	W x D x H (in)	W x D x H (mm)	Code	All Laminate (\$)	HPL Surfaces (\$)
Left single pedestal desks 	1 pedestal on left with lock. 2 box drawers and 1 file drawer with suspension bar. Pencil tray. Half-height modesty panel.				
	72 x 36 x 29½	1800 x 900 x 751	Q_N_UFM3672S	2,214	2,570
	72 x 30 x 29½	1800 x 750 x 751	Q_N_UFM3072S	2,139	2,487
	66 x 30 x 29½	1650 x 750 x 751	Q_N_UFM3066S	2,070	2,393
	60 x 30 x 29½	1500 x 750 x 751	Q_N_UFM3060S	2,004	2,316

Modesty panel option: change N in the code prefix to Lexan (L) / Translucent (T) add \$380, Metal (M) add \$507. Packaged in 2 boxes.

Specify the surface type (5, 6). Specify the accent color (A, S).

	W x D x H (in)	W x D x H (mm)	Code	All Laminate (\$)	HPL Surfaces (\$)
Right single pedestal desks 	1 pedestal on right with lock. 2 box drawers and 1 file drawer with suspension bar. Pencil tray. Half-height modesty panel.				
	72 x 36 x 29½	1800 x 900 x 751	Q_N_S3672UFM	2,214	2,570
	72 x 30 x 29½	1800 x 750 x 751	Q_N_S3072UFM	2,139	2,487
	66 x 30 x 29½	1650 x 750 x 751	Q_N_S3066UFM	2,070	2,393
	60 x 30 x 29½	1500 x 750 x 751	Q_N_S3060UFM	2,004	2,316

Modesty panel option: change N in the code prefix to Lexan (L) / Translucent (T) add \$380, Metal (M) add \$507. Packaged in 2 boxes.

Specify the surface type (5, 6). Specify the accent color (A, S).

	W x D x H (in)	W x D x H (mm)	Code	All Laminate (\$)	HPL Surfaces (\$)
Rectangular tables with modesty panel and pedestal on right 	1 pedestal on right with lock. 2 box drawers and 1 file drawer with suspension bar. Pencil tray. 3" square steel legs. Half-height modesty panel.				
	72 x 36 x 29½	1800 x 900 x 751	Q_N_BT3672UFM	2,349	2,696
	72 x 30 x 29½	1800 x 750 x 751	Q_N_BT3072UFM	2,266	2,609
	66 x 30 x 29½	1650 x 750 x 751	Q_N_BT3066UFM	2,189	2,518
	60 x 30 x 29½	1500 x 750 x 751	Q_N_BT3060UFM	1,982	2,285

Modesty panel option: change N in the code prefix to Lexan (L) / Translucent (T) add \$380, Metal (M) add \$507. Packaged in 3 boxes.

Specify the surface type (5, 6). Specify the accent color (A, S). Specify the leg type (Q, L).



Rectangular tables with modesty panel and pedestal on left



Modesty panel option: change N in the code prefix to Lexan (L) / Translucent (T) add \$380, Metal (M) add \$507. Packaged in 3 boxes.

W x D x H (in)	W x D x H (mm)	Code	All Laminate (\$)	HPL Surfaces (\$)
<i>1 pedestal on left with lock. 2 box drawers and 1 file drawer with suspension bar. Pencil tray. 3" square steel legs. Half-height modesty panel.</i>				
72 x 36 x 29½	1800 x 900 x 751	Q_N_-UFM3672BT_	2,349	2,696
72 x 30 x 29½	1800 x 750 x 751	Q_N_-UFM3072BT_	2,266	2,609
66 x 30 x 29½	1650 x 750 x 751	Q_N_-UFM3066BT_	2,189	2,518
60 x 30 x 29½	1500 x 750 x 751	Q_N_-UFM3060BT_	1,982	2,285

Specify the surface type (5, 6). Specify the accent color (A, S). Specify the leg type (Q, L).

Left pedestal desk-returns

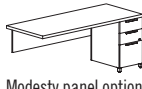


Modesty panel option: change N in the code prefix to Lexan (L) / Translucent (T) add \$380, Metal (M) add \$507. Packaged in 2 boxes.

W x D x H (in)	W x D x H (mm)	Code	All Laminate (\$)	HPL Surfaces (\$)
<i>1 pedestal on left with lock. 2 box drawers and 1 file drawer with suspension bar. Pencil tray. Half-height modesty panel.</i>				
72 x 36 x 29½	1800 x 900 x 751	Q_N_-UFM3672R	2,019	2,329
72 x 30 x 29½	1800 x 750 x 751	Q_N_-UFM3072R	1,943	2,235
66 x 30 x 29½	1650 x 750 x 751	Q_N_-UFM3066R	1,867	2,146
60 x 30 x 29½	1500 x 750 x 751	Q_N_-UFM3060R	1,784	2,052

Specify the surface type (5, 6). Specify the accent color (A, S).

Right pedestal desk-returns



Modesty panel option: change N in the code prefix to Lexan (L) / Translucent (T) add \$380, Metal (M) add \$507. Packaged in 2 boxes.

W x D x H (in)	W x D x H (mm)	Code	All Laminate (\$)	HPL Surfaces (\$)
<i>1 pedestal on right with lock. 2 box drawers and 1 file drawer with suspension bar. Pencil tray. Half-height modesty panel.</i>				
72 x 36 x 29½	1800 x 900 x 751	Q_N_-R3672UFM	2,019	2,329
72 x 30 x 29½	1800 x 750 x 751	Q_N_-R3072UFM	1,943	2,235
66 x 30 x 29½	1650 x 750 x 751	Q_N_-R3066UFM	1,867	2,146
60 x 30 x 29½	1500 x 750 x 751	Q_N_-R3060UFM	1,784	2,052

Specify the surface type (5, 6). Specify the accent color (A, S).

Desk shells



W x D x H (in)	W x D x H (mm)	Code	All Laminate (\$)	HPL Surfaces (\$)
<i>Recessed, full-height modesty panel. Can accommodate 1 or 2 pedestals. Full-width wiring access.</i>				
72 x 36 x 29½	1800 x 900 x 751	Q_N_-TDM3672	1,229	1,474
72 x 30 x 29½	1800 x 750 x 751	Q_N_-TDM3072	1,170	1,403
66 x 30 x 29½	1650 x 750 x 751	Q_N_-TDM3066	1,140	1,365
60 x 30 x 29½	1500 x 750 x 751	Q_N_-TDM3060	1,095	1,317

Specify the surface type (5, 6). Specify the accent color (A, S).

Rectangular tables

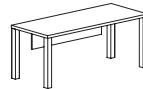


Packaged in 2 boxes.

W x D x H (in)	W x D x H (mm)	Code	All Laminate (\$)	HPL Surfaces (\$)
<i>3" square steel legs (carton of 4).</i>				
72 x 36 x 29½	1800 x 900 x 751	Q_N_-RT3672_	1,791	2,379
72 x 30 x 29½	1800 x 750 x 751	Q_N_-RT3072_	1,715	2,272
66 x 30 x 29½	1650 x 750 x 751	Q_N_-RT3066_	1,639	2,178
60 x 30 x 29½	1500 x 750 x 751	Q_N_-RT3060_	1,557	2,076

Specify the surface type (5, 6). Specify the accent color (A, S). Specify the leg type (Q, L).

Rectangular tables with modesty panel



Modesty panel option: change N in the code prefix to Lexan (L) / Translucent (T) add \$380, Metal (M) add \$507. Packaged in 2 boxes.

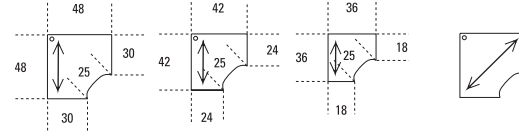
W x D x H (in)	W x D x H (mm)	Code	All Laminate (\$)	HPL Surfaces (\$)
<i>3" square steel legs (carton of 4). Half-height modesty panel.</i>				
72 x 36 x 29½	1800 x 900 x 751	Q_N_-RTM3672_	1,956	2,544
72 x 30 x 29½	1800 x 750 x 751	Q_N_-RTM3072_	1,880	2,436
66 x 30 x 29½	1650 x 750 x 751	Q_N_-RTM3066_	1,799	2,342
60 x 30 x 29½	1500 x 750 x 751	Q_N_-RTM3060_	1,721	2,235

Specify the surface type (5, 6). Specify the accent color (A, S). Specify the leg type (Q, L).

90° Corner modules



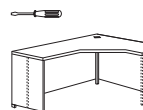
To attach to a work surface. Grommet. Full-width wiring access on each side.



W x D x H (in)	W x D x H (mm)	Code	All Laminate (\$)	HPL Surfaces (\$)
48 x 48 x 29½	1200 x 1200 x 751	Q_N_-CM4830S_	1,304	1,766
42 x 42 x 29½	1050 x 1050 x 751	Q_N_-CM4224S_	1,176	1,601
36 x 36 x 29½	900 x 900 x 751	Q_N_-CM3618SC	1,119	1,500

Specify the surface type (5, 6). Specify the accent color (A, S). Specify panel legs (B, C, F). Diagonal wood grain: change S to D, add 10% to the price.

Left extended corner modules



Full-width wiring access on each side. Grommet.

Surface	R1	R2
72"/48"	28½"	4 7/8"
66"/48"	22½"	4 7/8"
60"/48"	16½"	4 7/8"
72"/42"	28½"	
66"/42"	22½"	
60"/42"	16½"	
72"/36"	16½"	
66"/36"	16½"	

W x D x H (in)	W x D x H (mm)	Code	All Laminate (\$)	HPL Surfaces (\$)
72 x 48 x 29½	1800 x 1200 x 751	Q_N_-CM724824_	1,736	2,368
66 x 48 x 29½	1650 x 1200 x 751	Q_N_-CM664824_	1,664	2,266
60 x 48 x 29½	1500 x 1200 x 751	Q_N_-CM604824_	1,594	2,172
72 x 42 x 29½	1800 x 1050 x 751	Q_N_-CM724224_	1,664	2,266
66 x 42 x 29½	1650 x 1050 x 751	Q_N_-CM664224_	1,594	2,172
60 x 42 x 29½	1500 x 1050 x 751	Q_N_-CM604224_	1,525	2,070
72 x 36 x 29½	1800 x 900 x 751	Q_N_-CM723624_	1,486	2,004
66 x 36 x 29½	1650 x 900 x 751	Q_N_-CM663624_	1,403	1,918

Specify the surface type (5, 6). Specify the accent color (A, S). Specify panel legs (A, B, C, D, E, F).



W x D x H (in)	W x D x H (mm)	Code	All Laminate (\$)	HPL Surfaces (\$)
Right extended corner modules				
<i>Full-width wiring access on each side. Grommet.</i>				
		Surface	R1	R2
		72"/48"	28½"	4 7/8"
		66"/48"	22½"	4 7/8"
		60"/48"	16 5/8"	4 7/8"
		72"/42"	28½"	
		66"/42"	22½"	
		60"/42"	16 5/8"	
		72"/36"	16 5/8"	
		66"/36"	16 5/8"	

72 x 48 x 29½	1800 x 1200 x 751	Q_N -CM487224	1,736	2,368
66 x 48 x 29½	1650 x 1200 x 751	Q_N -CM486624	1,664	2,266
60 x 48 x 29½	1500 x 1200 x 751	Q_N -CM486024	1,594	2,172
72 x 42 x 29½	1800 x 1050 x 751	Q_N -CM427224	1,664	2,266
66 x 42 x 29½	1650 x 1050 x 751	Q_N -CM426624	1,594	2,172
60 x 42 x 29½	1500 x 1050 x 751	Q_N -CM426024	1,525	2,070
72 x 36 x 29½	1800 x 900 x 751	Q_N -CM367224	1,486	2,004
66 x 36 x 29½	1650 x 900 x 751	Q_N -CM366624	1,403	1,918

Specify the surface type (5, 6). Specify the accent color (A, S). Specify panel legs (A, B, C, D, E, F).

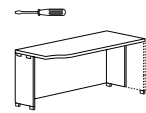
W x D x H (in)	W x D x H (mm)	Code	All Laminate (\$)	HPL Surfaces (\$)
Rectangular tables 30"				
<i>Full-width wiring access.</i>				
		Surface	R1	R2
		72"/30"	28½"	4 7/8"
		66"/30"	22½"	4 7/8"
		60"/30"	16 5/8"	4 7/8"
		54"/30"	23½"	
		48"/30"	17 1/2"	
		42"/30"	11 3/4"	
		36"/30"	8"	

Specify the surface type (5, 6). Specify the accent color (A, S). Specify panel legs (A, B, C, D, E, F).

W x D x H (in)	W x D x H (mm)	Code	All Laminate (\$)	HPL Surfaces (\$)
Rectangular tables 24"				
<i>Full-width wiring access.</i>				
		Surface	R1	R2
		72"/24"	28½"	4 7/8"
		66"/24"	22½"	4 7/8"
		60"/24"	16 5/8"	4 7/8"
		54"/24"	23½"	
		48"/24"	17 1/2"	
		42"/24"	11 3/4"	
		36"/24"	8"	

Specify the surface type (5, 6). Specify the accent color (A, S). Specify panel legs (A, B, C, D, E, F).

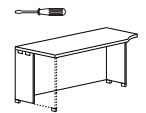
Left asymmetrical tables, 30"



W x D x H (in)	W x D x H (mm)	Code	All Laminate (\$)	HPL Surfaces (\$)
<i>Full-width wiring access. To attach to a work surface.</i>				
		Surface	R1	R2
		54"	28½"	4 7/8"
		48"	22½"	4 7/8"
		42"	16 5/8"	4 7/8"
		36"	23½"	
		30"	17 1/2"	
			11 3/4"	
			8"	

Specify the surface type (5, 6). Specify the accent color (A, S). Specify panel legs (B, C, F).

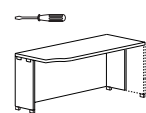
Right asymmetrical tables, 30"



W x D x H (in)	W x D x H (mm)	Code	All Laminate (\$)	HPL Surfaces (\$)
<i>Full-width wiring access. To attach to a work surface.</i>				
		Surface	R1	R2
		54"	28½"	4 7/8"
		48"	22½"	4 7/8"
		42"	16 5/8"	4 7/8"
		36"	23½"	
		30"	17 1/2"	
			11 3/4"	
			8"	

Specify the surface type (5, 6). Specify the accent color (A, S). Specify panel legs (B, C, F).

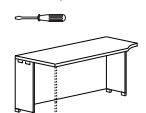
Left asymmetrical tables, 24"



W x D x H (in)	W x D x H (mm)	Code	All Laminate (\$)	HPL Surfaces (\$)
<i>Full-width wiring access. To attach to a work surface.</i>				
		Surface	R1	R2
		54"	28½"	4 7/8"
		48"	22½"	4 7/8"
		42"	16 5/8"	4 7/8"
		36"	23½"	
		30"	17 1/2"	
			11 3/4"	
			8"	

Specify the surface type (5, 6). Specify the accent color (A, S). Specify panel legs (B, C, F).

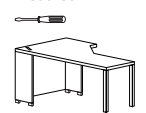
Right asymmetrical tables, 24"



W x D x H (in)	W x D x H (mm)	Code	All Laminate (\$)	HPL Surfaces (\$)
<i>Full-width wiring access. To attach to a work surface.</i>				
		Surface	R1	R2
		54"	28½"	4 7/8"
		48"	22½"	4 7/8"
		42"	16 5/8"	4 7/8"
		36"	23½"	
		30"	17 1/2"	
			11 3/4"	
			8"	

Specify the surface type (5, 6). Specify the accent color (A, S). Specify panel legs (B, C, F).

Left Peninsula corner modules



W x D x H (in)	W x D x H (mm)	Code	All Laminate (\$)	HPL Surfaces (\$)
<i>To attach to a work surface. 2 recessed reversible leg panels, 1 with wiring access. Grommet. 3" square steel legs.</i>				
84 x 48 x 29½	2100 x 1200 x 751	Q_N -CB844824	1,967	2,647
78 x 48 x 29½	1950 x 1200 x 751	Q_N -CB784824	1,905	2,550
72 x 48 x 29½	1800 x 1200 x 751	Q_N -CB724824	1,829	2,441

Packaged in 2 boxes.



	W x D x H (in)	W x D x H (mm)	Code	All Laminate (\$)	HPL Surfaces (\$)
Left Peninsula corner modules (cont'd)	84 x 42 x 29½	2100 x 1050 x 751	Q_N_-CB844224_	1,905	2,550
	78 x 42 x 29½	1950 x 1050 x 751	Q_N_-CB784224_	1,829	2,441
	72 x 42 x 29½	1800 x 1050 x 751	Q_N_-CB724224_	1,752	2,349

Specify the surface type (5, 6). Specify the accent color (A, S). Specify the leg type (Q, L).

Right Peninsula corner modules



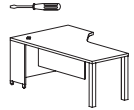
Packaged in 2 boxes.

To attach to a work surface. 2 recessed reversible leg panels, 1 with wiring access. Grommet. 3" square steel legs.

84 x 48 x 29½	2100 x 1200 x 751	Q_N_-C4884B24_	1,967	2,647
78 x 48 x 29½	1950 x 1200 x 751	Q_N_-C4878B24_	1,905	2,550
72 x 48 x 29½	1800 x 1200 x 751	Q_N_-C4872B24_	1,829	2,441
84 x 42 x 29½	2100 x 1050 x 751	Q_N_-C4284B24_	1,905	2,550
78 x 42 x 29½	1950 x 1050 x 751	Q_N_-C4278B24_	1,829	2,441
72 x 42 x 29½	1800 x 1050 x 751	Q_N_-C4272B24_	1,752	2,349

Specify the surface type (5, 6). Specify the accent color (A, S). Specify the leg type (Q, L).

Left Peninsula extended corner modules with modesty panel



Modesty panel option: change N in the code prefix to Lexan (L) / Translucent (T) add \$380, Metal (M) add \$507.

Packaged in 2 boxes.

To attach to a work surface. 2 recessed reversible leg panels, 1 with wiring access. Grommet. 3" square steel legs. Half-height modesty panel.

84 x 48 x 29½	2100 x 1200 x 751	Q_N_-CBM844824_	2,133	2,811
78 x 48 x 29½	1950 x 1200 x 751	Q_N_-CBM784824_	2,070	2,709
72 x 48 x 29½	1800 x 1200 x 751	Q_N_-CBM724824_	1,994	2,609
84 x 42 x 29½	2100 x 1050 x 751	Q_N_-CBM844224_	2,070	2,709
78 x 42 x 29½	1950 x 1050 x 751	Q_N_-CBM784224_	1,994	2,609
72 x 42 x 29½	1800 x 1050 x 751	Q_N_-CBM724224_	1,918	2,512

Specify the surface type (5, 6). Specify the accent color (A, S). Specify the leg type (Q, L).

Right Peninsula extended corner modules with modesty panel



Modesty panel option: change N in the code prefix to Lexan (L) / Translucent (T) add \$380, Metal (M) add \$507.

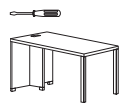
Packaged in 2 boxes.

To attach to a work surface. 2 recessed leg panels, 1 with wiring access. Grommet. 3" square steel legs. Half-height modesty panel.

84 x 48 x 29½	2100 x 1200 x 751	Q_N_-C4884BM24_	2,133	2,811
78 x 48 x 29½	1950 x 1200 x 751	Q_N_-C4878BM24_	2,070	2,709
72 x 48 x 29½	1800 x 1200 x 751	Q_N_-C4872BM24_	1,994	2,609
84 x 42 x 29½	2100 x 1050 x 751	Q_N_-C4284BM24_	2,070	2,709
78 x 42 x 29½	1950 x 1050 x 751	Q_N_-C4278BM24_	1,994	2,609
72 x 42 x 29½	1800 x 1050 x 751	Q_N_-C4272BM24_	1,918	2,512

Specify the surface type (5, 6). Specify the accent color (A, S). Specify the leg type (Q, L).

Rectangular tables



Packaged in 2 boxes.

To attach to a work surface. Grommet. 3" square steel legs.

72 x 36 x 29½	1800 x 900 x 751	Q_N_-BT3672_	1,479	1,974
66 x 36 x 29½	1650 x 900 x 751	Q_N_-BT3666_	1,456	1,937
60 x 36 x 29½	1500 x 900 x 751	Q_N_-BT3660_	1,403	1,886
72 x 30 x 29½	1800 x 750 x 751	Q_N_-BT3072_	1,403	1,886
66 x 30 x 29½	1650 x 750 x 751	Q_N_-BT3066_	1,360	1,817
60 x 30 x 29½	1500 x 750 x 751	Q_N_-BT3060_	1,328	1,760
72 x 24 x 29½	1800 x 600 x 751	Q_N_-BT2472_	1,328	1,760
66 x 24 x 29½	1650 x 600 x 751	Q_N_-BT2466_	1,289	1,715
60 x 24 x 29½	1500 x 600 x 751	Q_N_-BT2460_	1,254	1,658

Specify the surface type (5, 6). Specify the accent color (A, S). Specify the leg type (Q, L).

Rectangular tables with modesty panel



Modesty panel option: change N in the code prefix to Lexan (L) / Translucent (T) add \$380, Metal (M) add \$507.

Packaged in 2 boxes.

W x D x H (in)	W x D x H (mm)	Code	All Laminate (\$)	HPL Surfaces (\$)
<i>To attach to a work surface. Grommet. 3" square steel legs. Half-height modesty panel.</i>				
72 x 36 x 29½	1800 x 900 x 751	Q_N_-BTM3672_	1,645	1,967
72 x 30 x 29½	1800 x 750 x 751	Q_N_-BTM3072_	1,562	1,880
66 x 30 x 29½	1650 x 750 x 751	Q_N_-BTM3066_	1,486	1,784
60 x 30 x 29½	1500 x 750 x 751	Q_N_-BTM3060_	1,403	1,689

Specify the surface type (5, 6). Specify the accent color (A, S). Specify the leg type (Q, L).

Rectangular work surfaces



Packaged in 2 boxes.

To attach to a freestanding work surface. 3" square steel legs.

72 x 36 x 29½	1800 x 900 x 751	Q_N_-BU3672_	1,134	1,360
66 x 36 x 29½	1650 x 900 x 751	Q_N_-BU3666_	1,088	1,304
60 x 36 x 29½	1500 x 900 x 751	Q_N_-BU3660_	1,044	1,254
72 x 30 x 29½	1800 x 750 x 751	Q_N_-BU3072_	1,044	1,254
66 x 30 x 29½	1650 x 750 x 751	Q_N_-BU3066_	1,019	1,223
60 x 30 x 29½	1500 x 750 x 751	Q_N_-BU3060_	992	1,183
48 x 30 x 29½	1200 x 750 x 751	Q_N_-BU3048_	957	1,147
72 x 24 x 29½	1800 x 600 x 751	Q_N_-BU2472_	992	1,183
66 x 24 x 29½	1650 x 600 x 751	Q_N_-BU2466_	957	1,147
60 x 24 x 29½	1500 x 600 x 751	Q_N_-BU2460_	929	1,119
48 x 24 x 29½	1200 x 600 x 751	Q_N_-BU2448_	905	1,088

Specify the surface type (5, 6). Specify the accent color (A, S). Specify the leg type (Q, L).

Rectangular work surfaces with modesty panel



Modesty panel option: change N in the code prefix to Lexan (L) / Translucent (T) add \$380, Metal (M) add \$507.

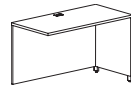
Packaged in 2 boxes.

To attach to a freestanding work surface. 3" square steel legs. Half-height modesty panel.

72 x 36 x 29½	1800 x 900 x 751	Q_N_-BUM3672_	1,299	1,495
72 x 30 x 29½	1800 x 750 x 751	Q_N_-BUM3072_	1,208	1,387
66 x 30 x 29½	1650 x 750 x 751	Q_N_-BUM3066_	1,176	1,355
60 x 30 x 29½	1500 x 750 x 751	Q_N_-BUM3060_	1,152	1,328

Specify the surface type (5, 6). Specify the accent color (A, S). Specify the leg type (Q, L).

Return-shells

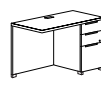


Reversible. Grommet. Can accommodate 1 pedestal.

48 x 24 x 29½	1200 x 600 x 751	Q_N_-R2448S	836	957
42 x 24 x 29½	1050 x 600 x 751	Q_N_-R2442S	797	911
36 x 24 x 29½	900 x 600 x 751	Q_N_-R2436S	747	861

Specify the surface type (5, 6). Specify the accent color (A, S).

Right executive returns – low profile



1 pedestal on right with lock. 2 box drawers and 1 file drawer with suspension bar. Pencil tray. Grommet.

48 x 24 x 29½	1200 x 600 x 751	Q_N_-R2448UF	1,615	1,862
42 x 24 x 29½	1050 x 600 x 751	Q_N_-R2442UF	1,557	1,778
36 x 24 x 29½	900 x 600 x 751	Q_N_-R2436UF	1,500	1,715

Specify the surface type (5, 6). Specify the accent color (A, S).


Left executive returns – low profile




1 pedestal on left with lock. 2 box drawers and 1 file drawer with suspension bar. Pencil tray. Grommet.

48 x 24 x 29½	1200 x 600 x 751	Q_N_-UF2448R	1,615	1,862
42 x 24 x 29½	1050 x 600 x 751	Q_N_-UF2442R	1,557	1,778
36 x 24 x 29½	900 x 600 x 751	Q_N_-UF2436R	1,500	1,715


Specify the surface type (5, 6). Specify the accent color (A, S).

	W x D x H (in)	W x D x H (mm)	Code	All Laminate (\$)	HPL Surfaces (\$)
Bridge-returns	<i>Full-height modesty panel.</i>				
	48 x 24 x 29½	1200 x 600 x 751	Q_N_-BR2448	612	734
	42 x 24 x 29½	1050 x 600 x 751	Q_N_-BR2442	590	704
	36 x 24 x 29½	900 x 600 x 751	Q_N_-BR2436	564	677


Specify the surface type (5, 6). Specify the accent color (A, S).

	W x D x H (in)	W x D x H (mm)	Code	All Laminate (\$)	HPL Surfaces (\$)
Lateral file credenza with open storage	<i>Open space on top and 2 file drawers on bottom with suspension bars. Locks. Full-width wiring access. Optional counterweights to meet BIFMA standards, refer to page 149.</i>				
	72 x 24 x 29½	1800 x 600 x 751	Q_N_-SLF2472	2,031	2,436


Specify the surface type (5, 6). Specify the accent color (A, S).

	W x D x H (in)	W x D x H (mm)	Code	All Laminate (\$)	HPL Surfaces (\$)
Lateral file credenza	<i>4 file drawers with suspension bars. Locks. Full-width wiring access. Optional counterweights to meet BIFMA standards, refer to page 149.</i>				
	72 x 24 x 29½	1800 x 600 x 751	Q_N_-LF2472LF	2,583	3,095


Specify the surface type (5, 6). Specify the accent color (A, S).

	W x D x H (in)	W x D x H (mm)	Code	All Laminate (\$)	HPL Surfaces (\$)
Lateral file / bookcase credenza	<i>2 file drawers with suspension bars. Bookcase with doors and adjustable shelf. Locks. Full-width wiring access.</i>				
	72 x 24 x 29½	1800 x 600 x 751	Q_N_-LF2472B	2,360	2,828

Specify the surface type (5, 6). Specify the accent color (A, S).

	W x D x H (in)	W x D x H (mm)	Code	All Laminate (\$)	HPL Surfaces (\$)
Bookcase credenza	<i>Storage unit with doors and adjustable shelves. Locks. Full-width wiring access.</i>				
	72 x 24 x 29½	1800 x 600 x 751	Q_N_-B2472B	2,164	2,595


Specify the surface type (5, 6). Specify the accent color (A, S).

	W x D x H (in)	W x D x H (mm)	Code	All Laminate (\$)	HPL Surfaces (\$)
Open bookcase credenza	<i>1 adjustable shelf on each side. Full-width wiring access.</i>				
	72 x 24 x 29½	1800 x 600 x 751	Q_N_-BE2472BE	1,715	2,057

Specify the surface type (5, 6). Specify the accent color (A, S).


	W x D x H (in)	W x D x H (mm)	Code	All Laminate (\$)	HPL Surfaces (\$)
--	----------------	----------------	------	-------------------	-------------------

Hutches with doors	<i>All doors open in the same way. Reversible end door. Reversible hutch for right-or left-hand door opening. Hutches must be supported by storage units or hutch supports (page 16) using the hutch assembly hardware (page 16). See examples of configuration (page 9). 1 tone only.</i>				
---------------------------	--	--	--	--	--

	W x D x H (in)	W x D x H (mm)	Code	All Laminate (\$)	HPL Surfaces (\$)
	<i>32" H. Adjustable shelves.</i>				
	96 x 16 x 32	2400 x 400 x 813	QNN_-E963216P	2,108	
	90 x 16 x 32	2250 x 400 x 813	QNN_-E903216P	2,037	
	84 x 16 x 32	2100 x 400 x 813	QNN_-E843216P	1,982	
	78 x 16 x 32	1950 x 400 x 813	QNN_-E783216P	1,910	
	72 x 16 x 32	1800 x 400 x 813	QNN_-E723216P	1,791	
	66 x 16 x 32	1650 x 400 x 813	QNN_-E663216P	1,727	
	60 x 16 x 32	1500 x 400 x 813	QNN_-E603216P	1,702	
	54 x 16 x 32	1350 x 400 x 813	QNN_-E543216P	1,436	
	48 x 16 x 32	1200 x 400 x 813	QNN_-E483216P	1,360	
	42 x 16 x 32	1050 x 400 x 813	QNN_-E423216P	1,192	
	36 x 16 x 32	900 x 400 x 813	QNN_-E363216P	1,140	


Specify the accent color (A, S).

Door options: change the second N in the code prefix to:
 96" to 60": 4 doors
 Lexan (L) / Translucent (T) add \$1,266, Metal (M) add \$1,519.
 54" to 48": 3 doors
 Lexan (L) / Translucent (T) add \$987, Metal (M) add \$1,140.
 42" to 36": 2 doors
 Lexan (L) / Translucent (T) add \$632, Metal (M) add \$759.

	W x D x H (in)	W x D x H (mm)	Code	All Laminate (\$)	HPL Surfaces (\$)
Hutches with doors (cont'd)	<i>24" H. Adjustable shelves.</i>				
	96 x 16 x 24	2400 x 400 x 609,5	QNN_-E962416P	1,862	
	90 x 16 x 24	2250 x 400 x 609,5	QNN_-E902416P	1,817	
	84 x 16 x 24	2100 x 400 x 609,5	QNN_-E842416P	1,752	
	78 x 16 x 24	1950 x 400 x 609,5	QNN_-E782416P	1,709	
	72 x 16 x 24	1800 x 400 x 609,5	QNN_-E722416P	1,634	
	66 x 16 x 24	1650 x 400 x 609,5	QNN_-E662416P	1,582	
	60 x 16 x 24	1500 x 400 x 609,5	QNN_-E602416P	1,519	
	54 x 16 x 24	1350 x 400 x 609,5	QNN_-E542416P	1,278	
	48 x 16 x 24	1200 x 400 x 609,5	QNN_-E482416P	1,223	
	42 x 16 x 24	1050 x 400 x 609,5	QNN_-E422416P	1,076	
	36 x 16 x 24	900 x 400 x 609,5	QNN_-E362416P	1,019	


Door options: change the second N in the code prefix to:
 96" to 60": 4 doors
 Lexan (L) / Translucent (T) add \$1,140, Metal (M) add \$1,392.
 54" to 48": 3 doors
 Lexan (L) / Translucent (T) add \$854, Metal (M) add \$1,044.
 42" to 36": 2 doors
 Lexan (L) / Translucent (T) add \$569, Metal (M) add \$695.

Specify the accent color (A, S).

	W x D x H (in)	W x D x H (mm)	Code	All Laminate (\$)	HPL Surfaces (\$)
	<i>16" H.</i>				
	96 x 16 x 16	2400 x 400 x 406,5	QNN_-E961616P	1,709	
	90 x 16 x 16	2250 x 400 x 406,5	QNN_-E901616P	1,658	
	84 x 16 x 16	2100 x 400 x 406,5	QNN_-E841616P	1,634	
	78 x 16 x 16	1950 x 400 x 406,5	QNN_-E781616P	1,588	
	72 x 16 x 16	1800 x 400 x 406,5	QNN_-E721616P	1,289	
	66 x 16 x 16	1650 x 400 x 406,5	QNN_-E661616P	1,245	
	60 x 16 x 16	1500 x 400 x 406,5	QNN_-E601616P	1,202	
	54 x 16 x 16	1350 x 400 x 406,5	QNN_-E541616P	1,007	
	48 x 16 x 16	1200 x 400 x 406,5	QNN_-E481616P	957	
	42 x 16 x 16	1050 x 400 x 406,5	QNN_-E421616P	836	
	36 x 16 x 16	900 x 400 x 406,5	QNN_-E361616P	811	


Door options: change the second N in the code prefix to:
 96" to 78": 6 doors
 Lexan (L) / Translucent (T) add \$1,519, Metal (M) add \$1,899.
 72" to 60": 4 doors
 Lexan (L) / Translucent (T) add \$1,012, Metal (M) add \$1,266.
 54" to 48": 3 doors
 Lexan (L) / Translucent (T) add \$759, Metal (M) add \$987.
 42" to 36": 2 doors
 Lexan (L) / Translucent (T) add \$507, Metal (M) add \$632.

Specify the accent color (A, S).

	W x D x H (in)	W x D x H (mm)	Code	All Laminate (\$)	HPL Surfaces (\$)
Hutches with sliding door	<i>The sliding door covers one half of the storage. Hutches must be supported by storage units or hutch supports (page 16) using the hutch assembly hardware (page 16). See examples of configuration (page 9). 1 tone only.</i>				
	<i>32" H. Adjustable shelves.</i>				
	96 x 16 x 32	2400 x 400 x 813	QNN_-E963216C	1,810	
	90 x 16 x 32	2250 x 400 x 813	QNN_-E903216C	1,752	
	84 x 16 x 32	2100 x 400 x 813	QNN_-E843216C	1,715	
	78 x 16 x 32	1950 x 400 x 813	QNN_-E783216C	1,664	
	72 x 16 x 32	1800 x 400 x 813	QNN_-E723216C	1,531	
	66 x 16 x 32	1650 x 400 x 813	QNN_-E663216C	1,495	
	60 x 16 x 32	1500 x 400 x 813	QNN_-E603216C	1,463	

Door option: change the second N in the code prefix to:
 Lexan (L) / Translucent (T) add \$569, Metal (M) add \$632.

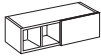
Specify the accent color (A, N, S).

	W x D x H (in)	W x D x H (mm)	Code	All Laminate (\$)	HPL Surfaces (\$)
	<i>24" H. Adjustable shelves.</i>				
	96 x 16 x 24	2400 x 400 x 609,5	QNN_-E962416C	1,645	
	90 x 16 x 24	2250 x 400 x 609,5	QNN_-E902416C	1,601	
	84 x 16 x 24	2100 x 400 x 609,5	QNN_-E842416C	1,571	
	78 x 16 x 24	1950 x 400 x 609,5	QNN_-E782416C	1,519	
	72 x 16 x 24	1800 x 400 x 609,5	QNN_-E722416C	1,387	
	66 x 16 x 24	1650 x 400 x 609,5	QNN_-E662416C	1,342	
	60 x 16 x 24	1500 x 400 x 609,5	QNN_-E602416C	1,310	


Door option: change the second N in the code prefix to:
 Lexan (L) / Translucent (T) add \$539, Metal (M) add \$602.


Specify the accent color (A, N, S).




	W x D x H (in)	W x D x H (mm)	Code	All Laminate (\$)
Hutches with sliding door (cont'd)	<i>16" H.</i>			
	96 x 16 x 16	2400 x 400 x 406,5	QNN_-E961616C	1,479
	90 x 16 x 16	2250 x 400 x 406,5	QNN_-E901616C	1,387
	84 x 16 x 16	2100 x 400 x 406,5	QNN_-E841616C	1,360
Door option: change the second N in the code prefix to:	78 x 16 x 16	1950 x 400 x 406,5	QNN_-E781616C	1,328
	72 x 16 x 16	1800 x 400 x 406,5	QNN_-E721616C	1,147
Lexan (L) / Translucent (T) add \$507, Metal (M) add \$569.	66 x 16 x 16	1650 x 400 x 406,5	QNN_-E661616C	1,109
	60 x 16 x 16	1500 x 400 x 406,5	QNN_-E601616C	1,056
Specify the accent color (A, N, S).				

Open hutches *Hutches must be supported by storage units or hutch supports (page 16) using the hutch assembly hardware (page 16). See examples of configuration (page 9). 1 tone only.*

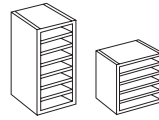
	W x D x H (in)	W x D x H (mm)	Code	All Laminate (\$)
	<i>32" H. Adjustable shelves.</i>			
96" to 60": 4 open compartments. 54" to 36": 2 open compartments.	96 x 15 x 32	2400 x 381 x 813	QNNN-E963216	1,608
	90 x 15 x 32	2250 x 381 x 813	QNNN-E903216	1,557
	84 x 15 x 32	2100 x 381 x 813	QNNN-E843216	1,519
	78 x 15 x 32	1950 x 381 x 813	QNNN-E783216	1,474
	72 x 15 x 32	1800 x 381 x 813	QNNN-E723216	1,337
	66 x 15 x 32	1650 x 381 x 813	QNNN-E663216	1,284
	60 x 15 x 32	1500 x 381 x 813	QNNN-E603216	1,239
	54 x 15 x 32	1350 x 381 x 813	QNNN-E543216	1,012
	48 x 15 x 32	1200 x 381 x 813	QNNN-E483216	957
	42 x 15 x 32	1050 x 381 x 813	QNNN-E423216	899
	36 x 15 x 32	900 x 381 x 813	QNNN-E363216	848

	W x D x H (in)	W x D x H (mm)	Code	All Laminate (\$)
	<i>24" H. Adjustable shelves.</i>			
96" to 60": 4 open compartments. 54" to 36": 2 open compartments.	96 x 15 x 24	2400 x 381 x 609,5	QNNN-E962416	1,519
	90 x 15 x 24	2250 x 381 x 609,5	QNNN-E902416	1,479
	84 x 15 x 24	2100 x 381 x 609,5	QNNN-E842416	1,424
	78 x 15 x 24	1950 x 381 x 609,5	QNNN-E782416	1,365
	72 x 15 x 24	1800 x 381 x 609,5	QNNN-E722416	1,245
	66 x 15 x 24	1650 x 381 x 609,5	QNNN-E662416	1,202
	60 x 15 x 24	1500 x 381 x 609,5	QNNN-E602416	1,147
	54 x 15 x 24	1350 x 381 x 609,5	QNNN-E542416	924
	48 x 15 x 24	1200 x 381 x 609,5	QNNN-E482416	874
	42 x 15 x 24	1050 x 381 x 609,5	QNNN-E422416	828
	36 x 15 x 24	900 x 381 x 609,5	QNNN-E362416	785

	W x D x H (in)	W x D x H (mm)	Code	All Laminate (\$)
	<i>16" H.</i>			
96" to 78": 6 open compartments. 72" to 60": 4 open compartments. 54" to 36": 2 open compartments.	96 x 15 x 16	2400 x 381 x 406,5	QNNN-E961616	1,214
	90 x 15 x 16	2250 x 381 x 406,5	QNNN-E901616	1,164
	84 x 15 x 16	2100 x 381 x 406,5	QNNN-E841616	1,140
	78 x 15 x 16	1950 x 381 x 406,5	QNNN-E781616	1,109
	72 x 15 x 16	1800 x 381 x 406,5	QNNN-E721616	911
	66 x 15 x 16	1650 x 381 x 406,5	QNNN-E661616	879
	60 x 15 x 16	1500 x 381 x 406,5	QNNN-E601616	842
	54 x 15 x 16	1350 x 381 x 406,5	QNNN-E541616	665
	48 x 15 x 16	1200 x 381 x 406,5	QNNN-E481616	639
	42 x 15 x 16	1050 x 381 x 406,5	QNNN-E421616	602
	36 x 15 x 16	900 x 381 x 406,5	QNNN-E361616	574

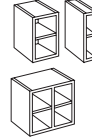
Hutch supports *See examples of configuration (page 9).*

Pigeonhole hutch supports



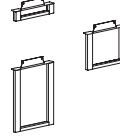
W x D x H (in)	W x D x H (mm)	Code	All Laminate (\$)
<i>Removable shelves. 1 tone only.</i>			
18 x 15 x 28	450 x 381 x 685	QNNN-SDV1828	754
18 x 15 x 20	450 x 381 x 482	QNNN-SDV1820	665
12 x 15 x 28	300 x 381 x 685	QNNN-SDV1228	684
12 x 15 x 20	300 x 381 x 482	QNNN-SDV1220	607

Hutch supports



W x D x H (in)	W x D x H (mm)	Code	All Laminate (\$)
<i>Adjustable shelf (shelves). 1 tone only.</i>			
36 x 15 x 28	900 x 381 x 685	QNNN-SDVB3628	754
36 x 15 x 20	900 x 381 x 482	QNNN-SDVB3620	716
30 x 15 x 28	750 x 381 x 685	QNNN-SDVB3028	716
30 x 15 x 20	750 x 381 x 482	QNNN-SDVB3020	689
24 x 15 x 28	600 x 381 x 685	QNNN-SDVB2428	607
24 x 15 x 20	600 x 381 x 482	QNNN-SDVB2420	590
18 x 15 x 28	450 x 381 x 685	QNNN-SDVB1828	583
18 x 15 x 20	450 x 381 x 482	QNNN-SDVB1820	557
12 x 15 x 28	300 x 381 x 685	QNNN-SDVB1228	550
12 x 15 x 20	300 x 381 x 482	QNNN-SDVB1220	519
6 x 15 x 28	150 x 381 x 685	QNNN-SDVB0628	507
6 x 15 x 20	150 x 381 x 482	QNNN-SDVB0620	487

Hutch metal supports



<i>Steel frame support. Hardware included. Refer to specification guide (page 8) for appropriate use.</i>			
1 x 15 x 3	25 x 375 x 76	QNN_-HSM4	216
1 x 15 x 11	25 x 375 x 279	QNN_-HSM12	228
1 x 15 x 19	25 x 375 x 481	QNN_-HSM20	240

Specify the accent color (A, S).

Hutch assembly U-shaped bracket



<i>Hardware included.</i>			
9 x 2 x 2	230 x 52,5 x 51,1	QNN_-HBU	126

Specify the accent color (A, S).

Hutch assembly I-shaped bracket



<i>Hardware included.</i>			
9 x 4 x 1/8	230 x 100 x 3	QNN_-HBS	114

Specify the accent color (A, S).

Hutch assembly Z-shaped bracket



<i>Z connection. Hardware included.</i>			
15 x 2 x 4	375 x 58 x 105	QNN_-HBZ	114

Specify the accent color (A, S).

Hutch assembly S-shaped brackets



<i>Right 90° connection. Hardware included.</i>			
11 x 11 x 4	280 x 280 x 105	QNN_-HB90R	114

Specify the accent color (A, S).



<i>Left 90° connection. Hardware included.</i>			
11 x 11 x 4	280 x 280 x 105	QNN_-HB90L	114

Specify the accent color (A, S).



Wall-mounted hutches with doors
All doors open in the same way. Reversible end door. Reversible hutch for right- or left-hand door opening. Hanger bar included for wall-mount installation. 1 tone only.



Door options: change the second N in the code prefix to:

96" to 60": 4 doors
 Lexan (L) / Translucent (T) add \$1,266, Metal (M) add \$1,519.

54" to 48": 3 doors
 Lexan (L) / Translucent (T) add \$987, Metal (M) add \$1,140.

42" to 36": 2 doors
 Lexan (L) / Translucent (T) add \$632, Metal (M) add \$759.



Door options: change the second N in the code prefix to:

96" to 60": 4 doors
 Lexan (L) / Translucent (T) add \$1,140, Metal (M) add \$1,392.

54" to 48": 3 doors
 Lexan (L) / Translucent (T) add \$854, Metal (M) add \$1,044.

42" to 36": 2 doors
 Lexan (L) / Translucent (T) add \$569, Metal (M) add \$695.



Door options: change the second N in the code prefix to:

96" to 78": 6 doors
 Lexan (L) / Translucent (T) add \$1,519, Metal (M) add \$1,899.

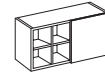
72" to 60": 4 doors
 Lexan (L) / Translucent (T) add \$1,012, Metal (M) add \$1,266.

54" to 48": 3 doors
 Lexan (L) / Translucent (T) add \$759, Metal (M) add \$987.

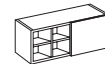
42" to 36": 2 doors
 Lexan (L) / Translucent (T) add \$507, Metal (M) add \$632.

W x D x H (in)	W x D x H (mm)	Code	All Laminate (\$)
32" H. Adjustable shelves.			
96 x 16 x 32	2400 x 400 x 813	QNN_-EM963216P	2,228
90 x 16 x 32	2250 x 400 x 813	QNN_-EM903216P	2,178
84 x 16 x 32	2100 x 400 x 813	QNN_-EM843216P	2,101
78 x 16 x 32	1950 x 400 x 813	QNN_-EM783216P	2,024
72 x 16 x 32	1800 x 400 x 813	QNN_-EM723216P	1,905
66 x 16 x 32	1650 x 400 x 813	QNN_-EM663216P	1,835
60 x 16 x 32	1500 x 400 x 813	QNN_-EM603216P	1,760
54 x 16 x 32	1350 x 400 x 813	QNN_-EM543216P	1,495
48 x 16 x 32	1200 x 400 x 813	QNN_-EM483216P	1,430
42 x 16 x 32	1050 x 400 x 813	QNN_-EM423216P	1,254
36 x 16 x 32	900 x 400 x 813	QNN_-EM363216P	1,183
Specify the accent color (A, S).			
24" H. Adjustable shelves.			
96 x 16 x 24	2400 x 400 x 609,5	QNN_-EM962416P	2,004
90 x 16 x 24	2250 x 400 x 609,5	QNN_-EM902416P	1,949
84 x 16 x 24	2100 x 400 x 609,5	QNN_-EM842416P	1,892
78 x 16 x 24	1950 x 400 x 609,5	QNN_-EM782416P	1,835
72 x 16 x 24	1800 x 400 x 609,5	QNN_-EM722416P	1,645
66 x 16 x 24	1650 x 400 x 609,5	QNN_-EM662416P	1,634
60 x 16 x 24	1500 x 400 x 609,5	QNN_-EM602416P	1,588
54 x 16 x 24	1350 x 400 x 609,5	QNN_-EM542416P	1,337
48 x 16 x 24	1200 x 400 x 609,5	QNN_-EM482416P	1,278
42 x 16 x 24	1050 x 400 x 609,5	QNN_-EM422416P	1,127
36 x 16 x 24	900 x 400 x 609,5	QNN_-EM362416P	1,071
Specify the accent color (A, S).			
16" H.			
96 x 16 x 16	2400 x 400 x 406,5	QNN_-EM961616P	1,799
90 x 16 x 16	2250 x 400 x 406,5	QNN_-EM901616P	1,752
84 x 16 x 16	2100 x 400 x 406,5	QNN_-EM841616P	1,715
78 x 16 x 16	1950 x 400 x 406,5	QNN_-EM781616P	1,664
72 x 16 x 16	1800 x 400 x 406,5	QNN_-EM721616P	1,360
66 x 16 x 16	1650 x 400 x 406,5	QNN_-EM661616P	1,310
60 x 16 x 16	1500 x 400 x 406,5	QNN_-EM601616P	1,266
54 x 16 x 16	1350 x 400 x 406,5	QNN_-EM541616P	1,071
48 x 16 x 16	1200 x 400 x 406,5	QNN_-EM481616P	1,026
42 x 16 x 16	1050 x 400 x 406,5	QNN_-EM421616P	893
36 x 16 x 16	900 x 400 x 406,5	QNN_-EM361616P	848
Specify the accent color (A, S).			

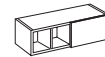
Wall-mounted hutches with sliding door



Door option: change the second N in the code prefix to: Lexan (L) / Translucent (T) add \$569, Metal (M) add \$632.



Door option: change the second N in the code prefix to: Lexan (L) / Translucent (T) add \$539, Metal (M) add \$602.



Door option: change the second N in the code prefix to: Lexan (L) / Translucent (T) add \$507, Metal (M) add \$569.

Wall-mounted hutches with sliding door
The sliding door covers one half of the storage. Hanger bar included for wall-mount installation. 1 tone only.

W x D x H (in)	W x D x H (mm)	Code	All Laminate (\$)
32" H. Adjustable shelves.			
96 x 16 x 32	2400 x 400 x 813	QNN_-EM963216C	1,905
90 x 16 x 32	2250 x 400 x 813	QNN_-EM903216C	1,862
84 x 16 x 32	2100 x 400 x 813	QNN_-EM843216C	1,817
78 x 16 x 32	1950 x 400 x 813	QNN_-EM783216C	1,760
72 x 16 x 32	1800 x 400 x 813	QNN_-EM723216C	1,582
66 x 16 x 32	1650 x 400 x 813	QNN_-EM663216C	1,525
60 x 16 x 32	1500 x 400 x 813	QNN_-EM603216C	1,500
Specify the accent color (A, N, S).			
24" H. Adjustable shelves.			
96 x 16 x 24	2400 x 400 x 609,5	QNN_-EM962416C	1,741
90 x 16 x 24	2250 x 400 x 609,5	QNN_-EM902416C	1,689
84 x 16 x 24	2100 x 400 x 609,5	QNN_-EM842416C	1,645
78 x 16 x 24	1950 x 400 x 609,5	QNN_-EM782416C	1,601
72 x 16 x 24	1800 x 400 x 609,5	QNN_-EM722416C	1,474
66 x 16 x 24	1650 x 400 x 609,5	QNN_-EM662416C	1,430
60 x 16 x 24	1500 x 400 x 609,5	QNN_-EM602416C	1,374
Specify the accent color (A, N, S).			
16" H.			
96 x 16 x 16	2400 x 400 x 406,5	QNN_-EM961616C	1,500
90 x 16 x 16	2250 x 400 x 406,5	QNN_-EM901616C	1,468
84 x 16 x 16	2100 x 400 x 406,5	QNN_-EM841616C	1,436
78 x 16 x 16	1950 x 400 x 406,5	QNN_-EM781616C	1,304
72 x 16 x 16	1800 x 400 x 406,5	QNN_-EM721616C	1,214
66 x 16 x 16	1650 x 400 x 406,5	QNN_-EM661616C	1,170
60 x 16 x 16	1500 x 400 x 406,5	QNN_-EM601616C	1,140
Specify the accent color (A, N, S).			

Open wall-mounted hutches




96" to 60":
 4 open compartments.
 54" to 36":
 2 open compartments.





96" to 60":
 4 open compartments.
 54" to 36":
 2 open compartments.


W x D x H (in)	W x D x H (mm)	Code	All Laminate (\$)
32" H. Adjustable shelves.			
96 x 15 x 32	2400 x 381 x 813	QNNN-EM963216	1,557
90 x 15 x 32	2250 x 381 x 813	QNNN-EM903216	1,500
84 x 15 x 32	2100 x 381 x 813	QNNN-EM843216	1,468
78 x 15 x 32	1950 x 381 x 813	QNNN-EM783216	1,392
72 x 15 x 32	1800 x 381 x 813	QNNN-EM723216	1,278
66 x 15 x 32	1650 x 381 x 813	QNNN-EM663216	1,239
60 x 15 x 32	1500 x 381 x 813	QNNN-EM603216	1,183
54 x 15 x 32	1350 x 381 x 813	QNNN-EM543216	968
48 x 15 x 32	1200 x 381 x 813	QNNN-EM483216	924
42 x 15 x 32	1050 x 381 x 813	QNNN-EM423216	879
36 x 15 x 32	900 x 381 x 813	QNNN-EM363216	823
24" H. Adjustable shelves.			
96 x 15 x 24	2400 x 381 x 609,5	QNNN-EM962416	1,436
90 x 15 x 24	2250 x 381 x 609,5	QNNN-EM902416	1,382
84 x 15 x 24	2100 x 381 x 609,5	QNNN-EM842416	1,337
78 x 15 x 24	1950 x 381 x 609,5	QNNN-EM782416	1,299
72 x 15 x 24	1800 x 381 x 609,5	QNNN-EM722416	1,176
66 x 15 x 24	1650 x 381 x 609,5	QNNN-EM662416	1,140
60 x 15 x 24	1500 x 381 x 609,5	QNNN-EM602416	1,088
54 x 15 x 24	1350 x 381 x 609,5	QNNN-EM542416	893
48 x 15 x 24	1200 x 381 x 609,5	QNNN-EM482416	848
42 x 15 x 24	1050 x 381 x 609,5	QNNN-EM422416	811
36 x 15 x 24	900 x 381 x 609,5	QNNN-EM362416	772





	W x D x H (in)	W x D x H (mm)	Code	All Laminate (\$)
Open wall-mounted hutches (cont'd)	<i>16" H.</i>			
	96 x 15 x 16	2400 x 381 x 406,5	QNNN-EM961616	1,183
	90 x 15 x 16	2250 x 381 x 406,5	QNNN-EM901616	1,152
	84 x 15 x 16	2100 x 381 x 406,5	QNNN-EM841616	1,119
96" to 78": 6 open compartments.	78 x 15 x 16	1950 x 381 x 406,5	QNNN-EM781616	1,083
72" to 60": 4 open compartments.	72 x 15 x 16	1800 x 381 x 406,5	QNNN-EM721616	911
54" to 36": 2 open compartments.	66 x 15 x 16	1650 x 381 x 406,5	QNNN-EM661616	879
	60 x 15 x 16	1500 x 381 x 406,5	QNNN-EM601616	828
	54 x 15 x 16	1350 x 381 x 406,5	QNNN-EM541616	671
	48 x 15 x 16	1200 x 381 x 406,5	QNNN-EM481616	639
	42 x 15 x 16	1050 x 381 x 406,5	QNNN-EM421616	602
	36 x 15 x 16	900 x 381 x 406,5	QNNN-EM361616	574


	W x D x H (in)	W x D x H (mm)	Code	All Laminate (\$)
Modular pedestal	<i>2 box drawers, 1 file drawer with suspension bar. Pencil tray. Lock. Goes under a work surface. 1 tone only.</i>			
	15 x 18 x 28	388 x 448 x 713	QNN_-P1518UFL	1,033
	Specify the accent color (A, S).			

	W x D x H (in)	W x D x H (mm)	Code	All Laminate (\$)
Modular pedestal	<i>2 file drawers with suspension bars. Lock. Goes under a work surface. 1 tone only.</i>			
	15 x 18 x 28	388 x 448 x 713	QNN_-P1518FFL	968
	Specify the accent color (A, S).			


	W x D x H (in)	W x D x H (mm)	Code	All Laminate (\$)
Modular lateral files	<i>2 file drawers with suspension bars. Lock. Goes under a work surface. 1 tone only.</i>			
	36 x 18 x 28	900 x 448 x 713	QNN_-1836LFL	1,202
	30 x 18 x 28	750 x 448 x 713	QNN_-1830LFL	1,164
	Specify the accent color (A, S).			


	W x D x H (in)	W x D x H (mm)	Code	All Laminate (\$)
Combined modular pedestals	<i>2 box drawers, 2 file drawers with suspension bars. Pencil tray. Lock. Must be installed under a work surface. 1 tone only.</i>			
	36 x 18 x 28	900 x 448 x 713	QNN_-1836COL	1,507
	30 x 18 x 28	750 x 448 x 713	QNN_-1830COL	1,387
	Specify the accent color (A, S).			


	W x D x H (in)	W x D x H (mm)	Code	All Laminate (\$)
Combined modular pedestals	<i>2 box drawers, 2 file drawers with suspension bars. Pencil tray. Lock. Must be installed under a work surface. 1 tone only.</i>			
	36 x 18 x 28	900 x 448 x 713	QNN_-C01836L	1,507
	30 x 18 x 28	750 x 448 x 713	QNN_-C01830L	1,387
	Specify the accent color (A, S).			


	W x D x H (in)	W x D x H (mm)	Code	All Laminate (\$)
Modular bookcase with doors	<i>1 adjustable shelf. Lock. Must be installed under a work surface. 1 tone only.</i>			
	36 x 18 x 28	900 x 448 x 713	QNN_-1836BL	1,056
	30 x 18 x 28	750 x 448 x 713	QNN_-1830BL	981
	Specify the accent color (A, S).			


Door options: change N in the code prefix to:
Lexan (L) / Translucent (T) add \$569, Metal (M) add \$695.


	W x D x H (in)	W x D x H (mm)	Code	All Laminate (\$)
Mobile pedestals	<i>1 box drawer and 1 file drawer with suspension bar. Pencil tray. Lock. Brakes on front casters. Fits under a work surface. 1 tone only.</i>			
	15 x 18 x 20¾	390 x 450 x 527	QNN_-MP1518F	992
	15 x 23 x 20¾	390 x 575 x 527	QNN_-MP1523F	1,026
	Specify the accent color (A, S).			

	W x D x H (in)	W x D x H (mm)	Code	All Laminate (\$)
Mobile pedestals	<i>2 box drawers, 1 file drawer with suspension bar. Pencil tray. Lock. Brakes on front casters. Fits under a work surface. 1 tone only.</i>			
	15 x 28 x 27	388 x 700 x 704	QNN_-MP1528UF	1,109
	15 x 18 x 27	388 x 448 x 704	QNN_-MP1518UF	1,088
	Specify the accent color (A, S).			


	W x D x H (in)	W x D x H (mm)	Code	All Laminate (\$)	HPL Surfaces (\$)
Lateral file	<i>2 file drawers with suspension bars. Lock. Optional counterweight to meet BIFMA Standards, refer to page 149.</i>				
	36 x 24 x 29½	900 x 600 x 751	Q_N_-2436LF	1,538	1,810
	Specify the surface type (5, 6). Specify the accent color (A, S).				

	W x D x H (in)	W x D x H (mm)	Code	All Laminate (\$)	HPL Surfaces (\$)
Combined pedestal	<i>2 box drawers, 2 file drawers with suspension bars. Pencil tray. One lock for the two file drawers. Optional counterweight to meet BIFMA Standards, refer to page 149.</i>				
	36 x 24 x 29½	900 x 600 x 751	Q_N_-2436CO	1,702	2,158
	Specify the surface type (5, 6). Specify the accent color (A, S).				


	W x D x H (in)	W x D x H (mm)	Code	All Laminate (\$)	HPL Surfaces (\$)
Combined pedestal	<i>2 box drawers, 2 file drawers with suspension bars. Pencil tray. One lock for the two file drawers. Optional counterweight to meet BIFMA Standards, refer to page 149.</i>				
	36 x 24 x 29½	900 x 600 x 751	Q_N_-C02436	1,702	2,158
	Specify the surface type (5, 6). Specify the accent color (A, S).				

	W x D x H (in)	W x D x H (mm)	Code	All Laminate (\$)	HPL Surfaces (\$)
Bookcase with doors	<i>1 adjustable shelf. Lock.</i>				
	36 x 24 x 29½	900 x 600 x 751	Q_N_-2436B	1,374	1,615
	Specify the surface type (5,6). Specify the accent color (A, S).				


Door options: change N in the code prefix to:
Lexan (L) / Translucent (T) add \$569, Metal (M) add \$695.

	W x D x H (in)	W x D x H (mm)	Code	All Laminate (\$)
Storage cabinets	<i>Lock. 1 tone only. 81" H: 4 adjustable shelves, 1 fixed. 65"-73" H: 3 adjustable shelves, 1 fixed. 57" H: 3 adjustable shelves. 49" H: 2 adjustable shelves.</i>			
	36 x 24 x 81	900 x 600 x 2046	QNN_-243681B	2,235
	36 x 24 x 73	900 x 600 x 1843	QNN_-243673B	2,095
	36 x 24 x 65	900 x 600 x 1640	QNN_-243665B	2,024
	36 x 24 x 57	900 x 600 x 1437	QNN_-243657B	1,886
	36 x 24 x 49	900 x 600 x 1234	QNN_-243649B	1,741
	Specify the accent color (A, S).			

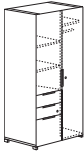
Door options: change N in the code prefix to:
Lexan (L) / Translucent (T) add \$987, Metal (M) add \$1,076.

	W x D x H (in)	W x D x H (mm)	Code	All Laminate (\$)
Wardrobe / storage cabinets	<i>Lock. Clothes hanger bar and 1 fixed shelf on wardrobe side 15% W (399 mm). 81" H: 4 adjustable shelves, 1 fixed. 65"-73" H: 3 adjustable shelves, 1 fixed. 57" H: 3 adjustable shelves. 49" H: 2 adjustable shelves. 1 tone only.</i>			
	36 x 24 x 81	900 x 600 x 2046	QNN_-243681BC	2,095
	36 x 24 x 73	900 x 600 x 1843	QNN_-243673BC	2,024
	36 x 24 x 65	900 x 600 x 1640	QNN_-243665BC	1,956
	36 x 24 x 57	900 x 600 x 1437	QNN_-243657BC	1,817
	36 x 24 x 49	900 x 600 x 1234	QNN_-243649BC	1,677
	Specify the accent color (A, S).			

Door options: change N in the code prefix to:
Lexan (L) / Translucent (T) add \$987, Metal (M) add \$1,076.

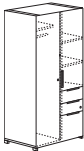
	W x D x H (in)	W x D x H (mm)	Code	All Laminate (\$)
Storage cabinets with lateral file	<i>Lock on file drawers only. Suspension bars. 81" H: 3 adjustable shelves. 65"-73" H: 2 adjustable shelves. 57"-49" H: 1 adjustable shelf. 1 tone only.</i>			
	36 x 24 x 81	900 x 600 x 2046	QNN_-243681LFB	2,626
	36 x 24 x 73	900 x 600 x 1843	QNN_-243673LFB	2,441
	36 x 24 x 65	900 x 600 x 1640	QNN_-243665LFB	2,285
	36 x 24 x 57	900 x 600 x 1437	QNN_-243657LFB	2,101
	36 x 24 x 49	900 x 600 x 1234	QNN_-243649LFB	1,932
	Specify the accent color (A, S).			

Door options: change N in the code prefix to:
Lexan (L) / Translucent (T) add \$695, Metal (M) add \$886.

	W x D x H (in)	W x D x H (mm)	Code	All Laminate (\$)
Wardrobe / storage cabinets 	2 box drawers, 1 file drawer with suspension bar. Clothes hanger bar and 1 fixed shelf on wardrobe side 18 3/8" W (468 mm). One lock for drawers and one lock on full-height door. 81" H: 3 adjustable shelves. 65"-73" H: 2 adjustable shelves. 1 tone only.			
	36 x 24 x 81	900 x 600 x 2046	QNN_-243681UFB	2,779
	36 x 24 x 73	900 x 600 x 1843	QNN_-243673UFB	2,609
	36 x 24 x 65	900 x 600 x 1640	QNN_-243665UFB	2,431

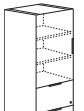
Specify the accent color (A, S).

Door options: change N in the code prefix to:
Lexan (L) / Translucent (T)
add \$823, Metal (M)
add \$981.

	W x D x H (in)	W x D x H (mm)	Code	All Laminate (\$)
Wardrobe / storage cabinets 	2 box drawers, 1 file drawer with suspension bar. Clothes hanger bar and 1 fixed shelf on wardrobe side 18 3/8" W (468 mm). One lock for drawers and one lock on full-height door. 81" H: 3 adjustable shelves. 65"-73" H: 2 adjustable shelves. 1 tone only.			
	36 x 24 x 81	900 x 600 x 2046	QNN_-243681BUF	2,779
	36 x 24 x 73	900 x 600 x 1843	QNN_-243673BUF	2,609
	36 x 24 x 65	900 x 600 x 1640	QNN_-243665BUF	2,431

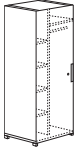
Specify the accent color (A, S).

Door options: change N in the code prefix to:
Lexan (L) / Translucent (T)
add \$823, Metal (M)
add \$981.

	W x D x H (in)	W x D x H (mm)	Code	All Laminate (\$)
Storage cabinets with lateral file 	One lock for file drawers. Suspension bars. Reversible door. 81" H: 3 adjustable shelves. 65"-73" H: 2 adjustable shelves. 1 tone only.			
	24 x 24 x 81	600 x 600 x 2046	QNN_-242481FB	2,090
	24 x 24 x 73	600 x 600 x 1843	QNN_-242473FB	1,999
	24 x 24 x 65	600 x 600 x 1640	QNN_-242465FB	1,924

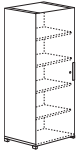
Specify the accent color (A, S).

Door options: change N in the code prefix to:
Lexan (L) / Translucent (T) add \$345, Metal (M) add \$435.

	W x D x H (in)	W x D x H (mm)	Code	All Laminate (\$)
Wardrobe / storage cabinets 	Clothes hanger bar and 1 fixed shelf on wardrobe side 9 3/4" W (249 mm). Lock. Reversible door. 81" H: 5 adjustable shelves. 65"-73" H: 4 adjustable shelves. 57" H: 3 adjustable shelves. 49" H: 2 adjustable shelves. 1 tone only.			
	24 x 24 x 81	600 x 600 x 2046	QNN_-242481BC_	1,571
	24 x 24 x 73	600 x 600 x 1843	QNN_-242473BC_	1,500
	24 x 24 x 65	600 x 600 x 1640	QNN_-242465BC_	1,430
	24 x 24 x 57	600 x 600 x 1437	QNN_-242457BC_	1,355
	24 x 24 x 49	600 x 600 x 1234	QNN_-242449BC_	1,284

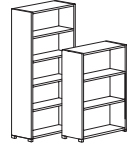
Specify the accent color (A, S). Specify the opening at the end of the code: on right (R) or on left (L).

Door options: change N in the code prefix to:
Lexan (L) / Translucent (T)
add \$507, Metal (M)
add \$632.

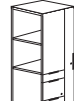
	W x D x H (in)	W x D x H (mm)	Code	All Laminate (\$)
Storage cabinets 	Lock. Reversible door. 81" H: 5 adjustable shelves. 65"-73" H: 4 adjustable shelves. 57" H: 3 adjustable shelves. 49" H: 2 adjustable shelves. 1 tone only.			
	24 x 24 x 81	600 x 600 x 2046	QNN_-242481B_	1,571
	24 x 24 x 73	600 x 600 x 1843	QNN_-242473B_	1,500
	24 x 24 x 65	600 x 600 x 1640	QNN_-242465B_	1,430
	24 x 24 x 57	600 x 600 x 1437	QNN_-242457B_	1,355
	24 x 24 x 49	600 x 600 x 1234	QNN_-242449B_	1,284

Specify the accent color (A, S). Specify the opening at the end of the code: on right (R) or on left (L).

Door options: change N in the code prefix to:
Lexan (L) / Translucent (T)
add \$507, Metal (M)
add \$632.


	W x D x H (in)	W x D x H (mm)	Code	All Laminate (\$)
Open bookcases 	81" H: 4 adjustable shelves, 1 fixed at 29" H. 73" H: 3 adjustable shelves, 1 fixed at 29" H. 65" H: 4 adjustable shelves. 57" H: 3 adjustable shelves. 49" H: 2 adjustable shelves. 1 tone only.			
	36 x 15 x 81	900 x 381 x 2046	QNN_-B368116	1,234
	36 x 15 x 73	900 x 381 x 1834	QNN_-B367316	1,158
	36 x 15 x 65	900 x 381 x 1640	QNN_-B366516	1,071
	36 x 15 x 57	900 x 381 x 1437	QNN_-B365716	1,001
	36 x 15 x 49	900 x 381 x 1234	QNN_-B364916	924

Specify the accent color (A, S).

	W x D x H (in)	W x D x H (mm)	Code	All Laminate (\$)
Left personal bookcases 	1 box drawer, 2 file drawers with suspension bars. Adjustable shelf 57" H only. Wardrobe with clothes hanger bar 7 1/4" W (187 mm). Lock for the two file drawers. Lock on door. 1 tone only.			
	24 x 24 x 57	600 x 600 x 1437	QNN_-PB242457	2,480
	24 x 24 x 49	600 x 600 x 1234	QNN_-PB242449	2,373

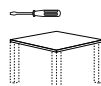
Specify the accent color (A, S).

Door options: change N in the code prefix to:
Lexan (L) / Translucent (T) add \$253, Metal (M) add \$380.

	W x D x H (in)	W x D x H (mm)	Code	All Laminate (\$)
Right personal bookcases 	1 box drawer, 2 file drawers with suspension bars. Adjustable shelf 57" H only. Wardrobe with clothes hanger bar 7 1/4" W (187 mm). Lock for the two file drawers. Lock on door. 1 tone only.			
	24 x 24 x 57	600 x 600 x 1437	QNN_-P242457B	2,480
	24 x 24 x 49	600 x 600 x 1234	QNN_-P242449B	2,373

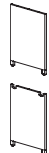
Specify the accent color (A, S).

Door options: change N in the code prefix to:
Lexan (L) / Translucent (T) add \$253, Metal (M) add \$380.


	W x D x H (in)	W x D x H (mm)	Code	All Laminate (\$)	HPL Surfaces (\$)
Tables 	3" square steel legs (carton of 4).				
	48 x 48 x 1 1/2	1200 x 1200 x 38	Q_M_-SQ48	1,741	1,994
	42 x 42 x 1 1/2	1050 x 1050 x 38	Q_M_-SQ42	1,634	1,841

Specify the surface type (5, 6). Specify the accent color (A, S).

Packaged in 2 boxes.

	W x D x H (in)	W x D x H (mm)	Code	All Laminate (\$)	HPL Surfaces (\$)
Additional full-width legs 	Full-width leg without wire access. 1 tone only				
	30 x 1 x 27 1/2	748 x 25 x 698	QNN_-L30	-	170
	24 x 1 x 27 1/2	598 x 25 x 698	QNN_-L24	-	159
	Full-width leg with wiring access. 1 tone only.				
	30 x 1 x 27 1/2	748 x 25 x 698	QNN_-L30D	-	170
	24 x 1 x 27 1/2	598 x 25 x 698	QNN_-L24D	-	159

Specify the accent color (A, S).

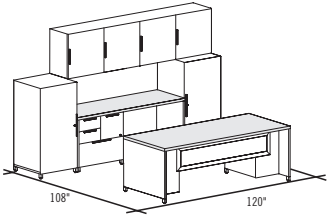
	W x D x H (in)	W x D x H (mm)	Code	All Laminate (\$)	HPL Surfaces (\$)
Additional recessed leg 	13 x 1 x 27 1/2	340 x 25 x 698	QNN_-L12	-	132

Specify the accent color (A, S).



SUGGESTIONS

Q ___-PLAN01



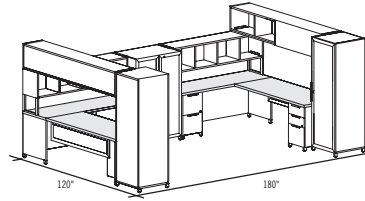
Plan shown in Quad Brochure:

Q5TS-PLAN01 **\$10,538**

- 1 Q5TS-UFM3684FF
- 1 Q5NS-DT2472A
- 1 QNNS-1830COL
- 1 QNNS-242449BL
- 1 QNNS-242449BR
- 1 QNNS-E962416P
- 1 QNNS-HBZ
- 1 QNNS-HBS

Laminate doors (N), Translucent modesty panel (T), Silver accent (S).

Q ___-PLAN04



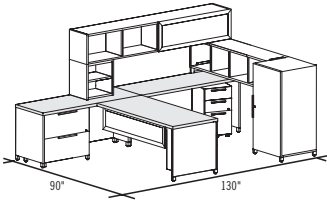
Plan shown in Quad Brochure:

Q5TS-PLAN04 **\$22,772**

- 2 Q5NS-DT2472A
- 1 Q5TS-R3072UFM
- 1 Q5TS-UFM3072R
- 2 QNNS-P1518FFL
- 1 QNTS-242481BCL
- 1 QNTS-242481BCR
- 1 QNTS-243657B
- 2 QNNS-E962416C
- 2 QNNN-E722416
- 4 QNNS-HBU
- 1 QNNS-HB90R
- 1 QNNS-HB90L
- 2 QNNS-HSM12

Storage with Translucent doors (T), hutches with Laminate doors (N), Silver accent (S). Translucent modesty panel (T).

Q ___-PLAN02



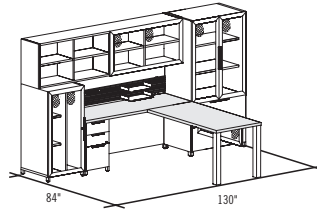
Plan shown in Quad Brochure:

Q5MA-PLAN02 **\$11,784**

- 1 Q5TS-UFM3066R
- 2 Q5NS-DT2466B
- 1 QNNS-1830LFL
- 1 QNNS-MP1518UF
- 1 QNNN-SDVB1820
- 1 QNNS-242449BR
- 1 QNNN-E661616
- 1 QNTS-E841616C
- 1 QNNS-HBS
- 1 QNNS-HBU
- 1 QNNS-HSM4
- 1 QNNN-HB90L

Storage with Laminate door (N), hutches with Translucent doors (T), Translucent modesty panel (T), Silver accent (S).

Q ___-PLAN05



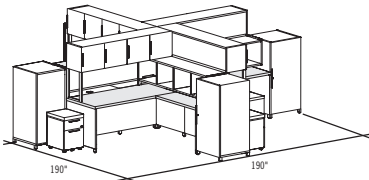
Plan shown in Quad Brochure:

Q5TS-PLAN05 **\$12,562**

- 1 Q5MA-BUM3060
- 1 Q5NA-DT3072AQ
- 1 QNMA-242449BCL
- 1 QNMA-243673LFB
- 1 QNMA-E962416C
- 1 QNNA-P1518UFL
- 1 QNNA-HBS
- 1 QNNA-HBU
- 1 LGC-RA72A
- 1 LGC-SUPACA
- 2 LGC-RPT14A
- 1 LGC-RAS12A

Metal doors (M), Metal modesty panel (M), Anthracite Grey accent (A).

Q ___-PLAN03



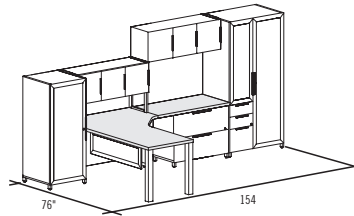
Plan shown in Quad Brochure:

Q5TS-PLAN03 **\$30,000**

- 4 Q5NS-DT3072A
- 4 Q5NN-R2442S
- 4 QNNS-E721616P
- 4 QNNN-E721616
- 4 QNNS-242449BR
- 4 QNNS-MP1518UF
- 4 LGC-CU1518
- 4 QNNS-HSM20
- 4 QNNS-HBU
- 4 QNNS-HSM4
- 4 QNNN-HB90L

Laminate doors (N), Silver accent (S).

Q ___-PLAN06



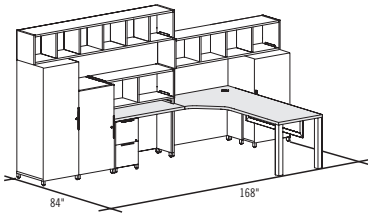
Plan shown in Quad Brochure:

Q5TS-PLAN06 **\$12,411**

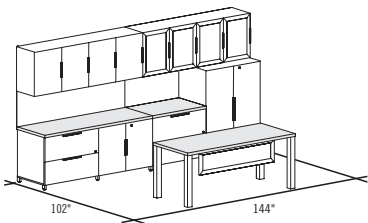
- 1 Q5TS-CBM784824Q
- 1 Q5NS-DT2448B
- 1 QNTS-243673UFB
- 1 QNNS-1836LFL
- 1 QNTS-242457BL
- 2 QNNN-E481616P
- 2 QNNS-HBU
- 1 QNNS-HBZ
- 1 QNNS-HSM12

Storage with Translucent doors (T), hutches with Laminate doors (N), Translucent modesty panel (T), Silver accent (S).

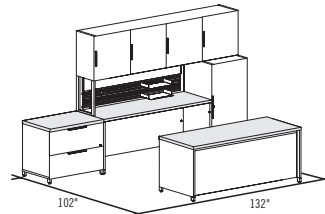
SUGGESTIONS

Q ___-PLAN07

Plan shown in Quad Brochure:
Q5TS-PLAN07 **\$11,963**

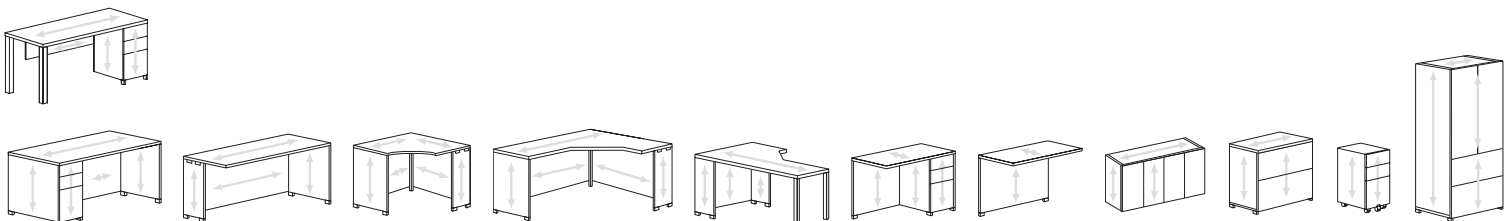
- 1 Q5TS-C4884BM24Q
- 1 Q5NS-DT2448B
- 1 QNNS-P1518FFL
- 1 QNNS-242449BL
- 1 QNNS-242465BCL
- 1 QNNS-242449BR
- 1 QNNN-E961616
- 1 QNNN-E481616
- 1 QNNN-E721616
- 2 QNNS-HBS
- 2 QNNS-HBZ
- 1 QNNS-HBU
- 1 QNNS-HSM4

Storage with Laminate doors (N), Translucent modesty panel (T), Silver accent (S).
Q ___-PLAN08

Plan shown in Quad Brochure:
Q5TS-PLAN08 **\$13,169**

- 1 Q5TS-RTM3072Q
- 1 Q5NS-LF2472B
- 1 Q5NS-2436LF
- 1 QNNS-243649B
- 1 QNTS-EM722416P
- 1 QNNS-EM722416P
- 1 LGC-TK7221M
- 1 LGC-TK3621M

1 hutch with Translucent doors (T) and 1 hutch and storage with Laminate doors (N), Translucent modesty panel (T), Silver accent (S).
Q ___-PLAN09

Plan shown in Quad Brochure:
Q5TS-PLAN05 **\$10,246**

- 1 Q5NS-UF3072FF
- 1 Q5NS-DT2472A
- 1 Q5NS-2436LF
- 1 QNNS-242449BCR
- 1 QNNS-E962416P
- 1 QNNS-HSM20
- 1 QNNS-HBS
- 1 LGC-SUPALS
- 1 LGC-TK7208S
- 1 LGC-RA72S
- 2 LGC-RPT14S
- 1 LGC-RAS12S


Laminate doors (N), Silver accent (S).
TYPICAL WOOD GRAIN DIRECTION FOR QUAD:




EDGE BANDING

Furniture with 1" and 1½" (25 and 38 mm) thick tops.

N Edge




Smooth, 1/8" (3 mm) thick edge.

The N edge is matched with the finish specified for the surface.

Furniture with 1½" (38 mm) thick tops.


Textured 1 Edge




Textured, 5/32" (4 mm) thick edge.

The textured 1 and 2 edges are available (and in matching color) ONLY when a wood grain finish is specified for the surface.

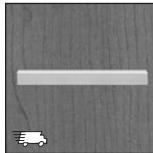
Textured 2 Edge




HANDLES




A – Arcade




C – Cubic



K – Classic



W – Waterfall



Z – Straight

LEGS



Q – Square




V – Round

ALUMINUM KICKPLATE




M – Anodized Aluminum

MODESTY PANELS / DOOR INSERTS

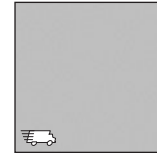


T – Translucent



X – Matrix

ACCENT COLORS



S – Silver



A – Anthracite Grey

Exception: Furniture with doors or aluminum kickplate are available in Silver anodized aluminum only.

CODIFICATION

Series	Options			
	Thickness	Edgebanding	Handles / Legs	Accent color
M	1 Thermofused laminate 1"	N Smooth edge	A Arcade C Cubic K Classic W Waterfall Z Straight Q Square leg V Round leg	A Anthracite Grey S Silver
	2 High-pressure laminate 1"			
	5 Thermofused laminate 1½"	1 Textured edge		
	6 High-pressure laminate 1½"			

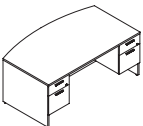
READY TO SHIP IN 5 DAYS!

Several suggested layouts, components and accessories identified by this pictogram are part of the **Lacasse quick delivery program**.

Please refer to page 3 for complete program details.



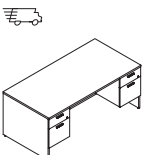
Double pedestals bow front desks



Aluminum kickplate option: specify M at the end of the code, add \$190.

W x D x H (in)	W x D x H (mm)	Code	All Laminate (\$)	HPL Surfaces (\$)
<i>2 pedestals with locks. 2 box drawers and 2 file drawers with suspension bars. Pencil tray. Recessed, full-height modesty panel.</i>				
72 x 42 x 29 3/8	1800 x 1050 x 744	M_N__-F4272FA	2,108	2,462
66 x 36 x 29 3/8	1650 x 900 x 744	M_N__-F3666FA	1,967	2,298
Specify the surface type (1, 2). Edge N. Specify the handle code (A, C, K, W, Z). Specify the accent color (A, S).				

Double pedestal desks

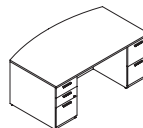


W x D x H (in)	W x D x H (mm)	Code	All Laminate (\$)	HPL Surfaces (\$)
<i>2 pedestals with locks. 2 box drawers and 2 file drawers with suspension bars. Pencil tray. Recessed, full-height modesty panel.</i>				
72 x 42 x 29 3/8	1800 x 1050 x 757	M____-F4272FA	2,368	2,779
66 x 36 x 29 3/8	1650 x 900 x 757	M____-F3666FA	2,228	2,616
Specify the surface type (5, 6). Specify the edge (N, 1, 2). Specify the handle code (A, C, K, W, Z). Specify the accent color (A, S).				

Double pedestal desks (cont'd)

W x D x H (in)	W x D x H (mm)	Code	All Laminate (\$)	HPL Surfaces (\$)
72 x 36 x 29 3/8	1800 x 900 x 757	M____-F3672F	2,037	2,449
66 x 30 x 29 3/8	1650 x 750 x 757	M____-F3066F	1,899	2,285
60 x 30 x 29 3/8	1500 x 750 x 757	M____-F3060F	1,829	2,196
Specify the surface type (5, 6). Specify the edge (N, 1, 2). Specify the handle code (A, C, K, W, Z). Specify the accent color (A, S).				

Double pedestals bow front desks – low profile



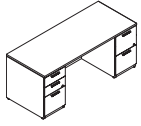
Aluminum kickplate option: specify M at the end of the code, add \$190.

W x D x H (in)	W x D x H (mm)	Code	All Laminate (\$)	HPL Surfaces (\$)
<i>2 pedestals with locks. 2 box drawers and 3 file drawers with suspension bars. Pencil tray. Recessed, full-height modesty panel.</i>				
72 x 42 x 29 3/8	1800 x 1050 x 744	M_N__-UF4272FFA	2,526	2,886
66 x 36 x 29 3/8	1650 x 900 x 744	M_N__-UF3666FFA	2,393	2,722
Specify the surface type (1, 2). Edge N. Specify the handle code (A, C, K, W, Z). Specify the accent color (A, S).				
72 x 42 x 29 3/8	1800 x 1050 x 757	M____-UF4272FFA	2,785	3,196
66 x 36 x 29 3/8	1650 x 900 x 757	M____-UF3666FFA	2,647	3,026
Specify the surface type (5, 6). Specify the edge (N, 1, 2). Specify the handle code (A, C, K, W, Z). Specify the accent color (A, S).				



All Laminate (\$)
HPL Surfaces (\$)

Double pedestal desks – low profile



Aluminum kickplate option: specify M at the end of the code, add \$190.

2 pedestals with locks. 2 box drawers and 3 file drawers with suspension bars. Pencil tray. Recessed, full-height modesty panel.

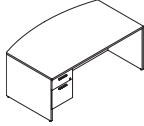
W x D x H (in)	W x D x H (mm)	Code	All Laminate (\$)	HPL Surfaces (\$)
72 x 36 x 29 ³ / ₈	1800 x 900 x 744	M_N__-UF3672FF	2,196	2,557
66 x 30 x 29 ³ / ₈	1650 x 750 x 744	M_N__-UF3066FF	2,063	2,393
60 x 30 x 29 ³ / ₈	1500 x 750 x 744	M_N__-UF3060FF	1,988	2,304

Specify the surface type (1, 2). Edge N. Specify the handle code (A, C, K, W, Z). Specify the accent color (A, S).

72 x 36 x 29 ³ / ₈	1800 x 900 x 757	M____-UF3672FF	2,457	2,867
66 x 30 x 29 ³ / ₈	1650 x 750 x 757	M____-UF3066FF	2,316	2,696
60 x 30 x 29 ³ / ₈	1500 x 750 x 757	M____-UF3060FF	2,246	2,621

Specify the surface type (5, 6). Specify the edge (N, 1, 2). Specify the handle code (A, C, K, W, Z). Specify the accent color (A, S).

Left single pedestals bow front desks



Aluminum kickplate option: specify M at the end of the code, add \$190.

1 pedestal on left with lock. 1 box drawer and 1 file drawer with suspension bar. Pencil tray. Recessed, full-height modesty panel.

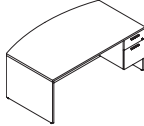
72 x 42 x 29 ³ / ₈	1800 x 1050 x 744	M_N__-F4272SA	1,760	2,045
66 x 36 x 29 ³ / ₈	1650 x 900 x 744	M_N__-F3666SA	1,620	1,874

Specify the surface type (1, 2). Edge N. Specify the handle code (A, C, K, W, Z). Specify the accent color (A, S).

72 x 42 x 29 ³ / ₈	1800 x 900 x 757	M____-F4272SA	1,988	2,322
66 x 36 x 29 ³ / ₈	1650 x 750 x 757	M____-F3666SA	1,847	2,158

Specify the surface type (5, 6). Specify the edge (N, 1, 2). Specify the handle code (A, C, K, W, Z). Specify the accent color (A, S).

Right single pedestal bow front desks



Aluminum kickplate option: specify M at the end of the code, add \$190.

1 pedestal on right with lock. 1 box drawer and 1 file drawer with suspension bar. Pencil tray. Recessed, full-height modesty panel.

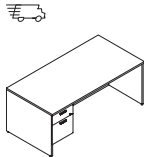
72 x 42 x 29 ³ / ₈	1800 x 1050 x 744	M_N__-S4272FA	1,760	2,045
66 x 36 x 29 ³ / ₈	1650 x 900 x 744	M_N__-S3666FA	1,620	1,874

Specify the surface type (1, 2). Edge N. Specify the handle code (A, C, K, W, Z). Specify the accent color (A, S).

72 x 42 x 29 ³ / ₈	1800 x 900 x 757	M____-S4272FA	1,988	2,322
66 x 36 x 29 ³ / ₈	1650 x 750 x 757	M____-S3666FA	1,847	2,158

Specify the surface type (5, 6). Specify the edge (N, 1, 2). Specify the handle code (A, C, K, W, Z). Specify the accent color (A, S).

Left single pedestal desks



Aluminum kickplate option: specify M at the end of the code, add \$190.

1 pedestal on left with lock. 1 box drawer and 1 file drawer with suspension bar. Pencil tray. Recessed, full-height modesty panel.

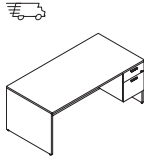
72 x 36 x 29 ³ / ₈	1800 x 900 x 744	M_N__-F3672S	1,430	1,715
66 x 30 x 29 ³ / ₈	1650 x 750 x 744	M_N__-F3066S	1,289	1,545
60 x 30 x 29 ³ / ₈	1500 x 750 x 744	M_N__-F3060S	1,223	1,468

Specify the surface type (1, 2). Edge N. Specify the handle code (A, C, K, W, Z). Specify the accent color (A, S).

72 x 36 x 29 ³ / ₈	1800 x 900 x 757	M____-F3672S	1,658	1,994
66 x 30 x 29 ³ / ₈	1650 x 750 x 757	M____-F3066S	1,519	1,829
60 x 30 x 29 ³ / ₈	1500 x 750 x 757	M____-F3060S	1,463	1,752

Specify the surface type (5, 6). Specify the edge (N, 1, 2). Specify the handle code (A, C, K, W, Z). Specify the accent color (A, S).

Right single pedestal desks



Aluminum kickplate option: specify M at the end of the code, add \$190.

1 pedestal on right with lock. 1 box drawer and 1 file drawer with suspension bar. Pencil tray. Recessed, full-height modesty panel.

72 x 36 x 29 ³ / ₈	1800 x 900 x 744	M_N__-S3672F	1,430	1,715
66 x 30 x 29 ³ / ₈	1650 x 750 x 744	M_N__-S3066F	1,289	1,545
60 x 30 x 29 ³ / ₈	1500 x 750 x 744	M_N__-S3060F	1,223	1,468

Specify the surface type (1, 2). Edge N. Specify the handle code (A, C, K, W, Z). Specify the accent color (A, S).



All Laminate (\$)
HPL Surfaces (\$)

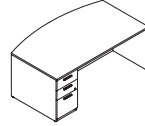
Right single pedestal desks (cont'd)

Aluminum kickplate option: specify M at the end of the code, add \$190.

W x D x H (in)	W x D x H (mm)	Code	All Laminate (\$)	HPL Surfaces (\$)
72 x 36 x 29 ³ / ₈	1800 x 900 x 757	M____-S3672F	1,658	1,994
66 x 30 x 29 ³ / ₈	1650 x 750 x 757	M____-S3066F	1,519	1,829
60 x 30 x 29 ³ / ₈	1500 x 750 x 757	M____-S3060F	1,463	1,752

Specify the surface type (5, 6). Specify the edge (N, 1, 2). Specify the handle code (A, C, K, W, Z). Specify the accent color (A, S).

Left single pedestals bow front desks – low profile



Aluminum kickplate option: specify M at the end of the code, add \$190.

1 pedestal on left with lock. 2 box drawers and 1 file drawer with suspension bar. Pencil tray. Recessed, full-height modesty panel.

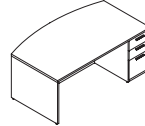
72 x 42 x 29 ³ / ₈	1800 x 1050 x 744	M_N__-UF4272SA	1,967	2,260
66 x 36 x 29 ³ / ₈	1650 x 900 x 744	M_N__-UF3666SA	1,829	2,090

Specify the surface type (1, 2). Edge N. Specify the handle code (A, C, K, W, Z). Specify the accent color (A, S).

72 x 42 x 29 ³ / ₈	1800 x 1050 x 757	M____-UF4272SA	2,196	2,534
66 x 36 x 29 ³ / ₈	1650 x 900 x 757	M____-UF3666SA	2,063	2,368

Specify the surface type (5, 6). Specify the edge (N, 1, 2). Specify the handle code (A, C, K, W, Z). Specify the accent color (A, S).

Right single pedestal bow front desks – low profile



Aluminum kickplate option: specify M at the end of the code, add \$190.

1 pedestal on right with lock. 2 box drawers and 1 file drawer with suspension bar. Pencil tray. Recessed, full-height modesty panel.

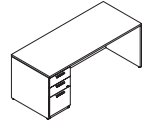
72 x 42 x 29 ³ / ₈	1800 x 1050 x 744	M_N__-S4272UFA	1,967	2,260
66 x 36 x 29 ³ / ₈	1650 x 900 x 744	M_N__-S3666UFA	1,829	2,090

Specify the surface type (1, 2). Edge N. Specify the handle code (A, C, K, W, Z). Specify the accent color (A, S).

72 x 42 x 29 ³ / ₈	1800 x 1050 x 757	M____-S4272UFA	2,196	2,534
66 x 36 x 29 ³ / ₈	1650 x 900 x 757	M____-S3666UFA	2,063	2,368

Specify the surface type (5, 6). Specify the edge (N, 1, 2). Specify the handle code (A, C, K, W, Z). Specify the accent color (A, S).

Left single pedestal desks – low profile



Aluminum kickplate option: specify M at the end of the code, add \$190.

1 pedestal on left with lock. 2 box drawers and 1 file drawer with suspension bar. Pencil tray. Recessed, full-height modesty panel.

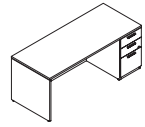
72 x 36 x 29 ³ / ₈	1800 x 900 x 744	M_N__-UF3672S	1,639	1,932
66 x 30 x 29 ³ / ₈	1650 x 750 x 744	M_N__-UF3066S	1,500	1,760
60 x 30 x 29 ³ / ₈	1500 x 750 x 744	M_N__-UF3060S	1,430	1,671

Specify the surface type (1, 2). Edge N. Specify the handle code (A, C, K, W, Z). Specify the accent color (A, S).

72 x 36 x 29 ³ / ₈	1800 x 900 x 757	M____-UF3672S	1,867	2,203
66 x 30 x 29 ³ / ₈	1650 x 750 x 757	M____-UF3066S	1,736	2,037
60 x 30 x 29 ³ / ₈	1500 x 750 x 757	M____-UF3060S	1,664	1,961

Specify the surface type (5, 6). Specify the edge (N, 1, 2). Specify the handle code (A, C, K, W, Z). Specify the accent color (A, S).

Right single pedestal desks – low profile



Aluminum kickplate option: specify M at the end of the code, add \$190.

1 pedestal on right with lock. 2 box drawers and 1 file drawer with suspension bar. Pencil tray. Recessed, full-height modesty panel.

72 x 36 x 29 ³ / ₈	1800 x 900 x 744	M_N__-S3672UF	1,639	1,932
66 x 30 x 29 ³ / ₈	1650 x 750 x 744	M_N__-S3066UF	1,500	1,760
60 x 30 x 29 ³ / ₈	1500 x 750 x 744	M_N__-S3060UF	1,430	1,671

Specify the surface type (1, 2). Edge N. Specify the handle code (A, C, K, W, Z). Specify the accent color (A, S).

72 x 36 x 29 ³ / ₈	1800 x 900 x 757	M____-S3672UF	1,867	2,203
66 x 30 x 29 ³ / ₈	1650 x 750 x 757	M____-S3066UF	1,736	2,037
60 x 30 x 29 ³ / ₈	1500 x 750 x 757	M____-S3060UF	1,664	1,961

Specify the surface type (5, 6). Specify the edge (N, 1, 2). Specify the handle code (A, C, K, W, Z). Specify the accent color (A, S).



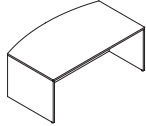
All Laminate (\$)
HPL Surfaces (\$)

All Laminate (\$)
HPL Surfaces (\$)

Bow front desk shells

Recessed, full-height modesty panel. Can accommodate 1 or 2 pedestals.

W x D x H (in)	W x D x H (mm)	Code	All Laminate (\$)	HPL Surfaces (\$)
72 x 42 x 29 ⁷ / ₈	1800 x 1050 x 744	M_NNN-TDM4272A	1,337	1,709
66 x 36 x 29 ⁷ / ₈	1650 x 900 x 744	M_NNN-TDM3666A	1,202	1,582



Aluminum kickplate option: specify M at the end of the code, add \$190.

Specify the surface type (1, 2). Edge N.

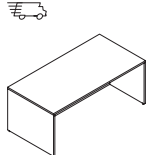
72 x 42 x 29 ⁷ / ₈	1800 x 1050 x 757	M_NN-TDM4272A	1,474	1,910
66 x 36 x 29 ⁷ / ₈	1650 x 900 x 757	M_NN-TDM3666A	1,342	1,778

Specify the surface type (5, 6). Specify the edge (N, 1, 2).

Rectangular desk shells

Recessed, full-height modesty panel. Can accommodate 1 or 2 pedestals.

W x D x H (in)	W x D x H (mm)	Code	All Laminate (\$)	HPL Surfaces (\$)
72 x 36 x 29 ⁷ / ₈	1800 x 900 x 744	M_NNN-TDM3672	944	1,317
66 x 30 x 29 ⁷ / ₈	1650 x 750 x 744	M_NNN-TDM3066	836	1,170
60 x 30 x 29 ⁷ / ₈	1500 x 750 x 744	M_NNN-TDM3060	802	1,127



Aluminum kickplate option: specify M at the end of the code, add \$190.

Specify the surface type (1, 2). Edge N.

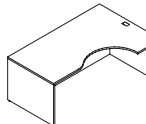
72 x 36 x 29 ⁷ / ₈	1800 x 900 x 757	M_NN-TDM3672	1,083	1,512
66 x 30 x 29 ⁷ / ₈	1650 x 750 x 757	M_NN-TDM3066	975	1,365
60 x 30 x 29 ⁷ / ₈	1500 x 750 x 757	M_NN-TDM3060	944	1,317

Specify the surface type (5, 6). Specify the edge (N, 1, 2).

Left corner desks

Recessed, full-height modesty panel. Can accommodate 1 pedestal. 1 grommet.

W x D x H (in)	W x D x H (mm)	Code	All Laminate (\$)	HPL Surfaces (\$)
72 x 48 x 29 ⁷ / ₈	1800 x 1200 x 744	M_NN-CDM724818	1,158	1,741
66 x 48 x 29 ⁷ / ₈	1650 x 1200 x 744	M_NN-CDM664818	1,088	1,634



Aluminum kickplate option: specify M at the end of the code, add \$190.

Specify the surface type (1, 2). Edge N. Specify the accent color (A, S).

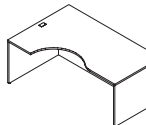
72 x 48 x 29 ⁷ / ₈	1800 x 1200 x 757	M_N-CDM724818	1,322	1,988
66 x 48 x 29 ⁷ / ₈	1650 x 1200 x 757	M_N-CDM664818	1,261	1,880

Specify the surface type (5, 6). Specify the edge (N, 1, 2). Specify the accent color (A, S).

Right corner desks

Recessed, full-height modesty panel. Can accommodate 1 pedestal. 1 grommet.

W x D x H (in)	W x D x H (mm)	Code	All Laminate (\$)	HPL Surfaces (\$)
72 x 48 x 29 ⁷ / ₈	1800 x 1200 x 744	M_NN-CDM184872	1,158	1,741
66 x 48 x 29 ⁷ / ₈	1650 x 1200 x 744	M_NN-CDM184866	1,088	1,634



Aluminum kickplate option: specify M at the end of the code, add \$190.

Specify the surface type (1, 2). Edge N. Specify the accent color (A, S).

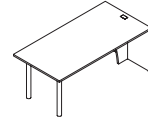
72 x 48 x 29 ⁷ / ₈	1800 x 1200 x 757	M_N-CDM184872	1,322	1,988
66 x 48 x 29 ⁷ / ₈	1650 x 1200 x 757	M_N-CDM184866	1,261	1,880

Specify the surface type (5, 6). Specify the edge (N, 1, 2). Specify the accent color (A, S).

Rectangular tables

2 steel legs. 1 grommet.

W x D x H (in)	W x D x H (mm)	Code	All Laminate (\$)	HPL Surfaces (\$)
72 x 36 x 29 ⁷ / ₈	1800 x 900 x 744	M_N-RT3672	929	1,304
72 x 30 x 29 ⁷ / ₈	1800 x 750 x 744	M_N-RT3072	874	1,239
66 x 30 x 29 ⁷ / ₈	1650 x 750 x 744	M_N-RT3066	848	1,192
60 x 30 x 29 ⁷ / ₈	1500 x 750 x 744	M_N-RT3060	828	1,164



Packaged in 2 boxes.

Specify the surface type (1, 2). Edge N. Specify the leg code (Q, V). Specify the accent color (A, S).

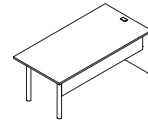
72 x 36 x 29 ⁷ / ₈	1800 x 900 x 757	M-RT3672	1,183	1,658
72 x 30 x 29 ⁷ / ₈	1800 x 750 x 757	M-RT3072	1,134	1,582
66 x 30 x 29 ⁷ / ₈	1650 x 750 x 757	M-RT3066	1,088	1,519
60 x 30 x 29 ⁷ / ₈	1500 x 750 x 757	M-RT3060	1,049	1,479

Specify the surface type (5, 6). Specify the edge (N, 1, 2). Specify the leg code (Q, V). Specify the accent color (A, S).

Rectangular tables with laminate modesty panel

Reversible. Half-height laminate modesty panel. 2 steel legs. 1 grommet.

W x D x H (in)	W x D x H (mm)	Code	All Laminate (\$)	HPL Surfaces (\$)
72 x 36 x 29 ⁷ / ₈	1800 x 900 x 744	M_N-RTM3672	975	1,348
72 x 30 x 29 ⁷ / ₈	1800 x 750 x 744	M_N-RTM3072	937	1,278
66 x 30 x 29 ⁷ / ₈	1650 x 750 x 744	M_N-RTM3066	893	1,239
60 x 30 x 29 ⁷ / ₈	1500 x 750 x 744	M_N-RTM3060	874	1,202



Packaged in 2 boxes.

Specify the surface type (1, 2). Edge N. Specify the leg code (Q, V). Specify the accent color (A, S).

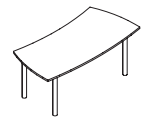
72 x 36 x 29 ⁷ / ₈	1800 x 900 x 757	M-RTM3672	1,239	1,709
72 x 30 x 29 ⁷ / ₈	1800 x 750 x 757	M-RTM3072	1,170	1,620
66 x 30 x 29 ⁷ / ₈	1650 x 750 x 757	M-RTM3066	1,134	1,557
60 x 30 x 29 ⁷ / ₈	1500 x 750 x 757	M-RTM3060	1,095	1,519

Specify the surface type (5, 6). Specify the edge (N, 1, 2). Specify the leg code (Q, V). Specify the accent color (A, S).

Rainbow tables

4 steel legs.

W x D x H (in)	W x D x H (mm)	Code	All Laminate (\$)	HPL Surfaces (\$)
72 x 36 x 29 ⁷ / ₈	1800 x 900 x 744	M_N-RBT3672	1,152	1,615
66 x 36 x 29 ⁷ / ₈	1650 x 900 x 744	M_N-RBT3666	1,007	1,412
60 x 30 x 29 ⁷ / ₈	1500 x 750 x 744	M_N-RBT3060	962	1,304



Packaged in 2 boxes.

Specify the surface type (1, 2). Edge N. Specify the leg code (Q, V). Specify the accent color (A, S).

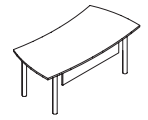
72 x 36 x 29 ⁷ / ₈	1800 x 900 x 757	M-RBT3672	1,261	1,760
66 x 36 x 29 ⁷ / ₈	1650 x 900 x 757	M-RBT3666	1,208	1,702
60 x 30 x 29 ⁷ / ₈	1500 x 750 x 757	M-RBT3060	1,134	1,525

Specify the surface type (5, 6). Specify the edge (N, 1, 2). Specify the leg code (Q, V). Specify the accent color (A, S).

Rainbow tables with modesty panel

Half-height laminate modesty panel. 4 steel legs.

W x D x H (in)	W x D x H (mm)	Code	All Laminate (\$)	HPL Surfaces (\$)
72 x 36 x 29 ⁷ / ₈	1800 x 900 x 744	M_N-RBTM3672	1,360	1,824
66 x 36 x 29 ⁷ / ₈	1650 x 900 x 744	M_N-RBTM3666	1,208	1,620
60 x 30 x 29 ⁷ / ₈	1500 x 750 x 744	M_N-RBTM3060	1,170	1,512



Modesty panel options, change M to:
T Translucent, add \$316;
X Matrix, add \$507.
Packaged in 2 boxes.

Specify the surface type (1, 2). Edge N. Specify the leg code (Q, V). Specify the accent color (A, S).

72 x 36 x 29 ⁷ / ₈	1800 x 900 x 757	M-RBTM3672	1,468	1,967
66 x 36 x 29 ⁷ / ₈	1650 x 900 x 757	M-RBTM3666	1,424	1,910
60 x 30 x 29 ⁷ / ₈	1500 x 750 x 757	M-RBTM3060	1,342	1,741

Specify the surface type (5, 6). Specify the edge (N, 1, 2). Specify the leg code (Q, V). Specify the accent color (A, S).



All Laminate (\$)
HPL Surfaces (\$)

W x D x H (in)	W x D x H (mm)	Code	All Laminate (\$)	HPL Surfaces (\$)
Left ellipse tables <i>2 steel legs. 1 grommet.</i>				
72 x 48 x 29 ³ / ₈	1800 x 1200 x 744	M_N__-CT724818	1,392	1,956
66 x 48 x 29 ³ / ₈	1650 x 1200 x 744	M_N__-CT664818	1,360	1,905
60 x 48 x 29 ³ / ₈	1500 x 1200 x 744	M_N__-CT604818	1,322	1,854
Specify the surface type (1, 2). Edge N. Specify the leg code (Q, V). Specify the accent color (A, S).				
72 x 48 x 29 ⁷ / ₈	1800 x 1200 x 757	M____-CT724818	1,709	2,398
66 x 48 x 29 ⁷ / ₈	1650 x 1200 x 757	M____-CT664818	1,653	2,316
60 x 48 x 29 ⁷ / ₈	1500 x 1200 x 757	M____-CT604818	1,601	2,241
Specify the surface type (5, 6). Specify the edge (N, 1, 2). Specify the leg code (Q, V). Specify the accent color (A, S).				

W x D x H (in)	W x D x H (mm)	Code	All Laminate (\$)	HPL Surfaces (\$)
Right ellipse tables <i>2 steel legs. 1 grommet.</i>				
72 x 48 x 29 ³ / ₈	1800 x 1200 x 744	M_N__-CT184872	1,392	1,956
66 x 48 x 29 ³ / ₈	1650 x 1200 x 744	M_N__-CT184866	1,360	1,905
60 x 48 x 29 ³ / ₈	1500 x 1200 x 744	M_N__-CT184860	1,322	1,854
Specify the surface type (1, 2). Edge N. Specify the leg code (Q, V). Specify the accent color (A, S).				
72 x 48 x 29 ⁷ / ₈	1800 x 1200 x 757	M____-CT184872	1,709	2,398
66 x 48 x 29 ⁷ / ₈	1650 x 1200 x 757	M____-CT184866	1,653	2,316
60 x 48 x 29 ⁷ / ₈	1500 x 1200 x 757	M____-CT184860	1,601	2,241
Specify the surface type (5, 6). Specify the edge (N, 1, 2). Specify the leg code (Q, V). Specify the accent color (A, S).				

W x D x H (in)	W x D x H (mm)	Code	All Laminate (\$)	HPL Surfaces (\$)
Left ellipse tables with laminate modesty panel <i>Half-height laminate modesty panel. 2 steel legs. 1 grommet.</i>				
72 x 48 x 29 ³ / ₈	1800 x 1200 x 744	M_N__-CTM724818	1,468	2,019
66 x 48 x 29 ³ / ₈	1650 x 1200 x 744	M_N__-CTM664818	1,430	1,974
60 x 48 x 29 ³ / ₈	1500 x 1200 x 744	M_N__-CTM604818	1,392	1,932
Specify the surface type (1, 2). Edge N. Specify the leg code (Q, V). Specify the accent color (A, S).				
72 x 48 x 29 ⁷ / ₈	1800 x 1200 x 757	M____-CTM724818	1,778	2,462
66 x 48 x 29 ⁷ / ₈	1650 x 1200 x 757	M____-CTM664818	1,721	2,393
60 x 48 x 29 ⁷ / ₈	1500 x 1200 x 757	M____-CTM604818	1,664	2,311
Specify the surface type (5, 6). Specify the edge (N, 1, 2). Specify the leg code (Q, V). Specify the accent color (A, S).				

W x D x H (in)	W x D x H (mm)	Code	All Laminate (\$)	HPL Surfaces (\$)
Right ellipse tables with laminate modesty panel <i>Half-height laminate modesty panel. 2 steel legs. 1 grommet.</i>				
72 x 48 x 29 ³ / ₈	1800 x 1200 x 744	M_N__-CTM184872	1,468	2,019
66 x 48 x 29 ³ / ₈	1650 x 1200 x 744	M_N__-CTM184866	1,430	1,974
60 x 48 x 29 ³ / ₈	1500 x 1200 x 744	M_N__-CTM184860	1,392	1,932
Specify the surface type (1, 2). Edge N. Specify the leg code (Q, V). Specify the accent color (A, S).				
72 x 48 x 29 ⁷ / ₈	1800 x 1200 x 757	M____-CTM184872	1,778	2,462
66 x 48 x 29 ⁷ / ₈	1650 x 1200 x 757	M____-CTM184866	1,721	2,393
60 x 48 x 29 ⁷ / ₈	1500 x 1200 x 757	M____-CTM184860	1,664	2,311
Specify the surface type (5, 6). Specify the edge (N, 1, 2). Specify the leg code (Q, V). Specify the accent color (A, S).				

W x D x H (in)	W x D x H (mm)	Code	All Laminate (\$)	HPL Surfaces (\$)
Y-shape tables <i>2 steel legs. 1 grommet.</i>				
72 x 42 x 29 ³ / ₈	1800 x 1050 x 744	M_N__-YT3672	1,088	1,525
66 x 42 x 29 ³ / ₈	1650 x 1050 x 744	M_N__-YT3666	1,056	1,486
60 x 42 x 29 ³ / ₈	1500 x 1050 x 744	M_N__-YT3660	1,033	1,450
Specify the surface type (1, 2). Edge N. Specify the leg code (Q, V). Specify the accent color (A, S).				
72 x 42 x 29 ⁷ / ₈	1800 x 1050 x 757	M____-YT3672	1,392	1,956
66 x 42 x 29 ⁷ / ₈	1650 x 1050 x 757	M____-YT3666	1,355	1,899
60 x 42 x 29 ⁷ / ₈	1500 x 1050 x 757	M____-YT3660	1,310	1,841
Specify the surface type (5, 6). Specify the edge (N, 1, 2). Specify the leg code (Q, V). Specify the accent color (A, S).				



All Laminate (\$)
HPL Surfaces (\$)

W x D x H (in)	W x D x H (mm)	Code	All Laminate (\$)	HPL Surfaces (\$)
Y-shape tables with modesty panel <i>Reversible. Half-height laminate modesty panel. 2 steel legs. 1 grommet.</i>				
72 x 42 x 29 ³ / ₈	1800 x 1050 x 744	M_N__-YTM3672	1,147	1,588
66 x 42 x 29 ³ / ₈	1650 x 1050 x 744	M_N__-YTM3666	1,119	1,538
60 x 42 x 29 ³ / ₈	1500 x 1050 x 744	M_N__-YTM3660	1,088	1,507
Specify the surface type (1, 2). Edge N. Specify the leg code (Q, V). Specify the accent color (A, S).				
72 x 42 x 29 ⁷ / ₈	1800 x 1050 x 757	M____-YTM3672	1,450	2,004
66 x 42 x 29 ⁷ / ₈	1650 x 1050 x 757	M____-YTM3666	1,412	1,956
60 x 42 x 29 ⁷ / ₈	1500 x 1050 x 757	M____-YTM3660	1,365	1,899
Specify the surface type (5, 6). Specify the edge (N, 1, 2). Specify the leg code (Q, V). Specify the accent color (A, S).				

W x D x H (in)	W x D x H (mm)	Code	All Laminate (\$)	HPL Surfaces (\$)
Rectangular surfaces <i>2 steel legs. Reinforcement bar included with 60" long surfaces (1" thick top only).</i>				
72 x 36 x 29 ³ / ₈	1800 x 900 x 744	M_N__-RS3672	911	1,208
72 x 30 x 29 ³ / ₈	1800 x 750 x 744	M_N__-RS3072	780	1,038
66 x 30 x 29 ³ / ₈	1650 x 750 x 744	M_N__-RS3066	728	1,001
60 x 30 x 29 ³ / ₈	1500 x 750 x 744	M_N__-RS3060	695	962
Specify the surface type (1, 2). Edge N. Specify the leg code (Q, V). Specify the accent color (A, S).				
72 x 36 x 29 ⁷ / ₈	1800 x 900 x 757	M____-RS3672	975	1,365
72 x 30 x 29 ⁷ / ₈	1800 x 750 x 757	M____-RS3072	911	1,266
66 x 30 x 29 ⁷ / ₈	1650 x 750 x 757	M____-RS3066	886	1,245
60 x 30 x 29 ⁷ / ₈	1500 x 750 x 757	M____-RS3060	848	1,192
Specify the surface type (5, 6). Specify the edge (N, 1, 2). Specify the leg code (Q, V). Specify the accent color (A, S).				

W x D x H (in)	W x D x H (mm)	Code	All Laminate (\$)	HPL Surfaces (\$)
Rectangular surfaces with modesty panel <i>Reversible. Half-height laminate modesty panel. 2 steel legs. Reinforcement bar included with 60" long surfaces (1" thick top only).</i>				
72 x 36 x 29 ³ / ₈	1800 x 900 x 744	M_N__-RSM3672	1,119	1,424
72 x 30 x 29 ³ / ₈	1800 x 750 x 744	M_N__-RSM3072	981	1,254
66 x 30 x 29 ³ / ₈	1650 x 750 x 744	M_N__-RSM3066	950	1,208
60 x 30 x 29 ³ / ₈	1500 x 750 x 744	M_N__-RSM3060	918	1,176
Specify the surface type (1, 2). Edge N. Specify the leg code (Q, V). Specify the accent color (A, S).				
72 x 36 x 29 ⁷ / ₈	1800 x 900 x 757	M____-RSM3672	1,183	1,582
72 x 30 x 29 ⁷ / ₈	1800 x 750 x 757	M____-RSM3072	1,119	1,474
66 x 30 x 29 ⁷ / ₈	1650 x 750 x 757	M____-RSM3066	1,095	1,450
60 x 30 x 29 ⁷ / ₈	1500 x 750 x 757	M____-RSM3060	1,056	1,403
Specify the surface type (5, 6). Specify the edge (N, 1, 2). Specify the leg code (Q, V). Specify the accent color (A, S).				

W x D x H (in)	W x D x H (mm)	Code	All Laminate (\$)	HPL Surfaces (\$)
Y-shape surfaces <i>2 steel legs.</i>				
72 x 42 x 29 ³ / ₈	1800 x 1050 x 744	M_N__-YS3672	944	1,424
66 x 42 x 29 ³ / ₈	1650 x 1050 x 744	M_N__-YS3666	811	1,140
60 x 42 x 29 ³ / ₈	1500 x 1050 x 744	M_N__-YS3660	785	1,095
Specify the surface type (1, 2). Edge N. Specify the leg code (Q, V). Specify the accent color (A, S).				
72 x 42 x 29 ⁷ / ₈	1800 x 1050 x 757	M____-YS3672	1,147	1,608
66 x 42 x 29 ⁷ / ₈	1650 x 1050 x 757	M____-YS3666	1,101	1,545
60 x 42 x 29 ⁷ / ₈	1500 x 1050 x 757	M____-YS3660	1,056	1,486
Specify the surface type (5, 6). Specify the edge (N, 1, 2). Specify the leg code (Q, V). Specify the accent color (A, S).				



All HPL Laminate Surfaces (\$)



All HPL Laminate Surfaces (\$)

Y-shape surfaces with modesty panel



Modesty panel options, change M to:
T Translucent, add \$316;
X Matrix, add \$507.
Packaged in 2 boxes.

W x D x H (in)	W x D x H (mm)	Code	All Laminate (\$)	HPL Surfaces (\$)
<i>Reversible. Half-height laminate modesty panel. 2 steel legs.</i>				
72 x 42 x 29 ³ / ₈	1800 x 1050 x 744	M_N__-YSM3672	1,152	1,634
66 x 42 x 29 ³ / ₈	1650 x 1050 x 744	M_N__-YSM3666	1,019	1,348
60 x 42 x 29 ³ / ₈	1500 x 1050 x 744	M_N__-YSM3660	992	1,304

Specify the surface type (1, 2). Edge N. Specify the leg code (Q, V). Specify the accent color (A, S).

72 x 42 x 29 ³ / ₈	1800 x 1050 x 757	M____-YSM3672	1,355	1,817
66 x 42 x 29 ³ / ₈	1650 x 1050 x 757	M____-YSM3666	1,310	1,760
60 x 42 x 29 ³ / ₈	1500 x 1050 x 757	M____-YSM3660	1,273	1,697

Specify the surface type (5, 6). Specify the edge (N, 1, 2). Specify the leg code (Q, V). Specify the accent color (A, S).

Left boomerang surfaces



Packaged in 2 boxes.

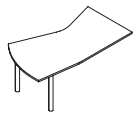
<i>2 steel legs.</i>				
72 x 42 x 29 ³ / ₈	1800 x 1050 x 744	M_N__-BGS3672	918	1,387
66 x 42 x 29 ³ / ₈	1650 x 1050 x 744	M_N__-BGS3666	785	1,095
60 x 42 x 29 ³ / ₈	1500 x 1050 x 744	M_N__-BGS3660	754	1,056

Specify the surface type (1, 2). Edge N. Specify the leg code (Q, V). Specify the accent color (A, S).

72 x 42 x 29 ³ / ₈	1800 x 1050 x 757	M____-BGS3672	1,088	1,525
66 x 42 x 29 ³ / ₈	1650 x 1050 x 757	M____-BGS3666	1,044	1,468
60 x 42 x 29 ³ / ₈	1500 x 1050 x 757	M____-BGS3660	1,007	1,412

Specify the surface type (5, 6). Specify the edge (N, 1, 2). Specify the leg code (Q, V). Specify the accent color (A, S).

Right boomerang surfaces



Packaged in 2 boxes.

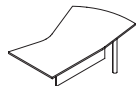
<i>2 steel legs.</i>				
72 x 42 x 29 ³ / ₈	1800 x 1050 x 744	M_N__-3672BGS	918	1,387
66 x 42 x 29 ³ / ₈	1650 x 1050 x 744	M_N__-3666BGS	785	1,095
60 x 42 x 29 ³ / ₈	1500 x 1050 x 744	M_N__-3660BGS	754	1,056

Specify the surface type (1, 2). Edge N. Specify the leg code (Q, V). Specify the accent color (A, S).

72 x 42 x 29 ³ / ₈	1800 x 1050 x 757	M____-3672BGS	1,088	1,525
66 x 42 x 29 ³ / ₈	1650 x 1050 x 757	M____-3666BGS	1,044	1,468
60 x 42 x 29 ³ / ₈	1500 x 1050 x 757	M____-3660BGS	1,007	1,412

Specify the surface type (5, 6). Specify the edge (N, 1, 2). Specify the leg code (Q, V). Specify the accent color (A, S).

Left boomerang surfaces with modesty panel



Modesty panel options, change M to:
T Translucent, add \$316;
X Matrix, add \$507.
Packaged in 2 boxes.

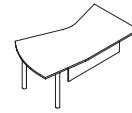
<i>Half-height laminate modesty panel. 2 steel legs.</i>				
72 x 42 x 29 ³ / ₈	1800 x 1050 x 744	M_N__-BGS3672	1,127	1,601
66 x 42 x 29 ³ / ₈	1650 x 1050 x 744	M_N__-BGS3666	992	1,304
60 x 42 x 29 ³ / ₈	1500 x 1050 x 744	M_N__-BGS3660	962	1,273

Specify the surface type (1, 2). Edge N. Specify the leg code (Q, V). Specify the accent color (A, S).

72 x 42 x 29 ³ / ₈	1800 x 1050 x 757	M____-BGS3672	1,299	1,741
66 x 42 x 29 ³ / ₈	1650 x 1050 x 757	M____-BGS3666	1,261	1,671
60 x 42 x 29 ³ / ₈	1500 x 1050 x 757	M____-BGS3660	1,208	1,620

Specify the surface type (5, 6). Specify the edge (N, 1, 2). Specify the leg code (Q, V). Specify the accent color (A, S).

Right boomerang surfaces with modesty panel



Modesty panel options, change M to:
T Translucent, add \$316;
X Matrix, add \$507.
Packaged in 2 boxes.

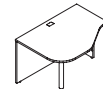
W x D x H (in)	W x D x H (mm)	Code	All Laminate (\$)	HPL Surfaces (\$)
<i>Half-height laminate modesty panel. 2 steel legs.</i>				
72 x 42 x 29 ³ / ₈	1800 x 1050 x 744	M_N__-3672BGS	1,127	1,601
66 x 42 x 29 ³ / ₈	1650 x 1050 x 744	M_N__-3666BGS	992	1,304
60 x 42 x 29 ³ / ₈	1500 x 1050 x 744	M_N__-3660BGS	962	1,273

Specify the surface type (1, 2). Edge N. Specify the leg code (Q, V). Specify the accent color (A, S).

72 x 42 x 29 ³ / ₈	1800 x 1050 x 757	M____-3672BGS	1,299	1,741
66 x 42 x 29 ³ / ₈	1650 x 1050 x 757	M____-3666BGS	1,261	1,671
60 x 42 x 29 ³ / ₈	1500 x 1050 x 757	M____-3660BGS	1,208	1,620

Specify the surface type (5, 6). Specify the edge (N, 1, 2). Specify the leg code (Q, V). Specify the accent color (A, S).

Left conference extensions



Packaged in 2 boxes.

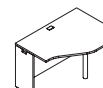
<i>1 steel leg. 1 grommet.</i>				
48 x 48 x 29 ³ / ₈	1200 x 1200 x 744	M_N__-CE484824	817	992
48 x 42 x 29 ³ / ₈	1200 x 1050 x 744	M_N__-CE424824	797	950
48 x 36 x 29 ³ / ₈	1200 x 900 x 744	M_N__-CE364824	772	924
42 x 42 x 29 ³ / ₈	1050 x 1050 x 744	M_N__-CE424224	754	911
42 x 36 x 29 ³ / ₈	1050 x 900 x 744	M_N__-CE364224	747	874
36 x 36 x 29 ³ / ₈	900 x 900 x 744	M_N__-CE363624	716	823

Specify the surface type (1, 2). Edge N. Specify the leg code (Q, V). Specify the accent color (A, S).

48 x 48 x 29 ³ / ₈	1200 x 1200 x 757	M____-CE484824	1,012	1,164
48 x 42 x 29 ³ / ₈	1200 x 1050 x 757	M____-CE424824	968	1,101
48 x 36 x 29 ³ / ₈	1200 x 900 x 757	M____-CE364824	944	1,076
42 x 42 x 29 ³ / ₈	1050 x 1050 x 757	M____-CE424224	929	1,044
42 x 36 x 29 ³ / ₈	1050 x 900 x 757	M____-CE364224	893	992
36 x 36 x 29 ³ / ₈	900 x 900 x 757	M____-CE363624	842	937

Specify the surface type (5, 6). Specify the edge (N, 1, 2). Specify the leg code (Q, V). Specify the accent color (A, S).

Right conference extensions



Packaged in 2 boxes.

<i>1 steel leg. 1 grommet.</i>				
48 x 48 x 29 ³ / ₈	1200 x 1200 x 744	M_N__-CE244848	817	992
48 x 42 x 29 ³ / ₈	1200 x 1050 x 744	M_N__-CE244842	797	950
48 x 36 x 29 ³ / ₈	1200 x 900 x 744	M_N__-CE244836	772	924
42 x 42 x 29 ³ / ₈	1050 x 1050 x 744	M_N__-CE244242	754	911
42 x 36 x 29 ³ / ₈	1050 x 900 x 744	M_N__-CE244236	747	874
36 x 36 x 29 ³ / ₈	900 x 900 x 744	M_N__-CE243636	716	823

Specify the surface type (1, 2). Edge N. Specify the leg code (Q, V). Specify the accent color (A, S).

48 x 48 x 29 ³ / ₈	1200 x 1200 x 757	M____-CE244848	1,012	1,164
48 x 42 x 29 ³ / ₈	1200 x 1050 x 757	M____-CE244842	968	1,101
48 x 36 x 29 ³ / ₈	1200 x 900 x 757	M____-CE244836	944	1,076
42 x 42 x 29 ³ / ₈	1050 x 1050 x 757	M____-CE244242	929	1,044
42 x 36 x 29 ³ / ₈	1050 x 900 x 757	M____-CE244236	893	992
36 x 36 x 29 ³ / ₈	900 x 900 x 757	M____-CE243636	842	937

Specify the surface type (5, 6). Specify the edge (N, 1, 2). Specify the leg code (Q, V). Specify the accent color (A, S).



NOT PART OF THE QUICKSHIP PROGRAM

ASSEMBLY REQUIRED

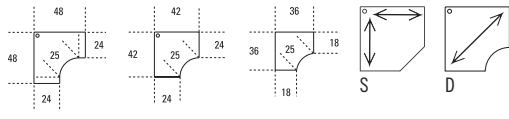


All Laminate (\$)
HPL Surfaces (\$)

Corner modules



Full-height modesty panel. 1 grommet.



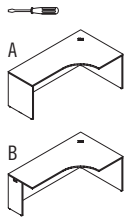
W x D x H (in)	W x D x H (mm)	Code	All Laminate (\$)	HPL Surfaces (\$)
48 x 48 x 29 3/8	1200 x 1200 x 744	M_NN_-CM4824S	975	1,365
42 x 42 x 29 3/8	1050 x 1050 x 744	M_NN_-CM4224S	848	1,197
36 x 36 x 29 3/8	900 x 900 x 744	M_NN_-CM3618S	836	1,170

Specify the surface type (1, 2). Edge N. Specify the accent color (A, S). Diagonal wood grain: change S to D, add 10% to the price.

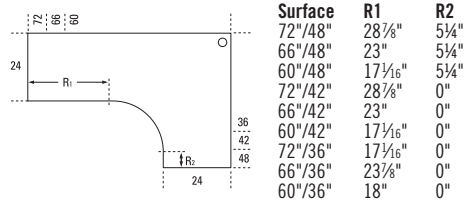
W x D x H (in)	W x D x H (mm)	Code	All Laminate (\$)	HPL Surfaces (\$)
48 x 48 x 29 3/8	1200 x 1200 x 757	M_N_-CM4824S	1,183	1,658
42 x 42 x 29 3/8	1050 x 1050 x 757	M_N_-CM4224S	1,064	1,500
36 x 36 x 29 3/8	900 x 900 x 757	M_N_-CM3618S	981	1,374

Specify the surface type (5, 6). Specify the edge (N, 1, 2). Specify the accent color (A, S). Diagonal wood grain: change S to D, add 10% to the price.

Left extended corner modules - 24" D



Full-height modesty panel. 1 grommet.



W x D x H (in)	W x D x H (mm)	Code	All Laminate (\$)	HPL Surfaces (\$)
72 x 48 x 29 3/8	1800 x 1200 x 744	M_NN_-CM724824	1,342	1,874
66 x 48 x 29 3/8	1650 x 1200 x 744	M_NN_-CM664824	1,273	1,778
60 x 48 x 29 3/8	1500 x 1200 x 744	M_NN_-CM604824	1,197	1,677
72 x 42 x 29 3/8	1800 x 1050 x 744	M_NN_-CM724224	1,273	1,778
66 x 42 x 29 3/8	1650 x 1050 x 744	M_NN_-CM664224	1,197	1,677
60 x 42 x 29 3/8	1500 x 1050 x 744	M_NN_-CM604224	1,134	1,588
72 x 36 x 29 3/8	1800 x 900 x 744	M_NN_-CM723624	1,197	1,677
66 x 36 x 29 3/8	1650 x 900 x 744	M_NN_-CM663624	1,076	1,507
60 x 36 x 29 3/8	1500 x 900 x 744	M_NN_-CM603624	1,007	1,412

Specify the surface type (1, 2). Edge N. Specify the accent color (A, S). Specify panel legs (A, B).

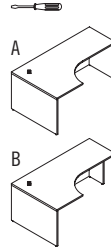
W x D x H (in)	W x D x H (mm)	Code	All Laminate (\$)	HPL Surfaces (\$)
72 x 48 x 29 3/8	1800 x 1200 x 757	M_N_-CM724824	1,545	2,172
66 x 48 x 29 3/8	1650 x 1200 x 757	M_N_-CM664824	1,479	2,076
60 x 48 x 29 3/8	1500 x 1200 x 757	M_N_-CM604824	1,412	1,974
72 x 42 x 29 3/8	1800 x 1050 x 757	M_N_-CM724224	1,479	2,076
66 x 42 x 29 3/8	1650 x 1050 x 757	M_N_-CM664224	1,412	1,974
60 x 42 x 29 3/8	1500 x 1050 x 757	M_N_-CM604224	1,342	1,874
72 x 36 x 29 3/8	1800 x 900 x 757	M_N_-CM723624	1,299	1,824
66 x 36 x 29 3/8	1650 x 900 x 757	M_N_-CM663624	1,229	1,721
60 x 36 x 29 3/8	1500 x 900 x 757	M_N_-CM603624	1,152	1,615

Specify the surface type (5, 6). Specify the edge (N, 1, 2). Specify the accent color (A, S). Specify panel legs (A, B).

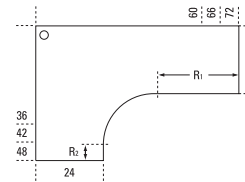


All Laminate (\$)
HPL Surfaces (\$)

Right extended corner modules - 24" D



Full-height modesty panel. 1 grommet.



Surface	R1	R2
72"/48"	28 7/8"	5 1/4"
66"/48"	23"	5 1/4"
60"/48"	17 1/16"	5 1/4"
72"/42"	28 7/8"	0"
66"/42"	23"	0"
60"/42"	17 1/16"	0"
72"/36"	17 1/16"	0"
66"/36"	23 3/8"	0"
60"/36"	18"	0"

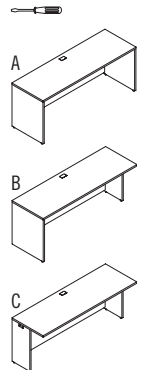
W x D x H (in)	W x D x H (mm)	Code	All Laminate (\$)	HPL Surfaces (\$)
72 x 48 x 29 3/8	1800 x 1200 x 744	M_NN_-CM487224	1,342	1,874
66 x 48 x 29 3/8	1650 x 1200 x 744	M_NN_-CM486624	1,273	1,778
60 x 48 x 29 3/8	1500 x 1200 x 744	M_NN_-CM486024	1,197	1,677
72 x 42 x 29 3/8	1800 x 1050 x 744	M_NN_-CM427224	1,273	1,778
66 x 42 x 29 3/8	1650 x 1050 x 744	M_NN_-CM426624	1,197	1,677
60 x 42 x 29 3/8	1500 x 1050 x 744	M_NN_-CM426024	1,134	1,588
72 x 36 x 29 3/8	1800 x 900 x 744	M_NN_-CM367224	1,197	1,677
66 x 36 x 29 3/8	1650 x 900 x 744	M_NN_-CM366624	1,076	1,507
60 x 36 x 29 3/8	1500 x 900 x 744	M_NN_-CM366024	1,007	1,412

Specify the surface type (1, 2). Edge N. Specify the accent color (A, S). Specify panel legs (A, B).

W x D x H (in)	W x D x H (mm)	Code	All Laminate (\$)	HPL Surfaces (\$)
72 x 48 x 29 3/8	1800 x 1200 x 757	M_N_-CM487224	1,545	2,172
66 x 48 x 29 3/8	1650 x 1200 x 757	M_N_-CM486624	1,479	2,076
60 x 48 x 29 3/8	1500 x 1200 x 757	M_N_-CM486024	1,412	1,974
72 x 42 x 29 3/8	1800 x 1050 x 757	M_N_-CM427224	1,479	2,076
66 x 42 x 29 3/8	1650 x 1050 x 757	M_N_-CM426624	1,412	1,974
60 x 42 x 29 3/8	1500 x 1050 x 757	M_N_-CM426024	1,342	1,874
72 x 36 x 29 3/8	1800 x 900 x 757	M_N_-CM367224	1,299	1,824
66 x 36 x 29 3/8	1650 x 900 x 757	M_N_-CM366624	1,229	1,721
60 x 36 x 29 3/8	1500 x 900 x 757	M_N_-CM366024	1,152	1,615

Specify the surface type (5, 6). Specify the edge (N, 1, 2). Specify the accent color (A, S). Specify panel legs (A, B).

Rectangular tables - 30" D



Full-height modesty panel. 1 grommet.

W x D x H (in)	W x D x H (mm)	Code	All Laminate (\$)	HPL Surfaces (\$)
72 x 30 x 29 3/8	1800 x 750 x 744	M_NN_-DT3072	899	1,266
66 x 30 x 29 3/8	1650 x 750 x 744	M_NN_-DT3066	874	1,223
60 x 30 x 29 3/8	1500 x 750 x 744	M_NN_-DT3060	828	1,164
54 x 30 x 29 3/8	1350 x 750 x 744	M_NN_-DT3054	797	1,119
48 x 30 x 29 3/8	1200 x 750 x 744	M_NN_-DT3048	754	911
42 x 30 x 29 3/8	1050 x 750 x 744	M_NN_-DT3042	716	861
36 x 30 x 29 3/8	900 x 750 x 744	M_NN_-DT3036	677	817
30 x 30 x 29 3/8	750 x 750 x 744	M_NN_-DT3030	646	780
24 x 30 x 29 3/8	600 x 750 x 744	M_NN_-DT3024	602	721

Specify the surface type (1, 2). Edge N. Specify the accent color (A, S). Specify panel legs (A, B, C).

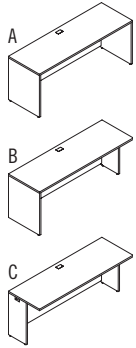
W x D x H (in)	W x D x H (mm)	Code	All Laminate (\$)	HPL Surfaces (\$)
72 x 30 x 29 3/8	1800 x 750 x 757	M_N_-DT3072	1,049	1,479
66 x 30 x 29 3/8	1650 x 750 x 757	M_N_-DT3066	1,019	1,430
60 x 30 x 29 3/8	1500 x 750 x 757	M_N_-DT3060	975	1,365
54 x 30 x 29 3/8	1350 x 750 x 757	M_N_-DT3054	944	1,317
48 x 30 x 29 3/8	1200 x 750 x 757	M_N_-DT3048	874	1,044
42 x 30 x 29 3/8	1050 x 750 x 757	M_N_-DT3042	828	1,001
36 x 30 x 29 3/8	900 x 750 x 757	M_N_-DT3036	797	957
30 x 30 x 29 3/8	750 x 750 x 757	M_N_-DT3030	754	911
24 x 30 x 29 3/8	600 x 750 x 757	M_N_-DT3024	716	861

Specify the surface type (5, 6). Specify the edge (N, 1, 2). Specify the accent color (A, S). Specify panel legs (A, B, C).



All Laminate (\$)
HPL Surfaces (\$)

Rectangular tables - 24" D



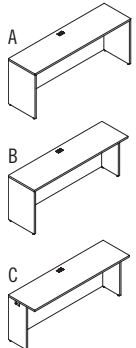
W x D x H (in)	W x D x H (mm)	Code	All Laminate (\$)	HPL Surfaces (\$)
<i>Full-height modesty panel. 1 grommet.</i>				
72 x 24 x 29 3/8	1800 x 600 x 744	M_NN-DT2472	874	1,223
66 x 24 x 29 3/8	1650 x 600 x 744	M_NN-DT2466	828	1,164
60 x 24 x 29 3/8	1500 x 600 x 744	M_NN-DT2460	797	1,119
54 x 24 x 29 3/8	1350 x 600 x 744	M_NN-DT2454	754	1,056
48 x 24 x 29 3/8	1200 x 600 x 744	M_NN-DT2448	716	861
42 x 24 x 29 3/8	1050 x 600 x 744	M_NN-DT2442	677	817
36 x 24 x 29 3/8	900 x 600 x 744	M_NN-DT2436	646	780
30 x 24 x 29 3/8	750 x 600 x 744	M_NN-DT2430	602	721
24 x 24 x 29 3/8	600 x 600 x 744	M_NN-DT2424	569	689

Specify the surface type (1, 2). Edge N. Specify the accent color (A, S). Specify panel legs (A, B, C).

72 x 24 x 29 7/8	1800 x 600 x 757	M_N-DT2472	975	1,365
66 x 24 x 29 7/8	1650 x 600 x 757	M_N-DT2466	944	1,317
60 x 24 x 29 7/8	1500 x 600 x 757	M_N-DT2460	899	1,266
54 x 24 x 29 7/8	1350 x 600 x 757	M_N-DT2454	874	1,223
48 x 24 x 29 7/8	1200 x 600 x 757	M_N-DT2448	797	957
42 x 24 x 29 7/8	1050 x 600 x 757	M_N-DT2442	754	911
36 x 24 x 29 7/8	900 x 600 x 757	M_N-DT2436	716	861
30 x 24 x 29 7/8	750 x 600 x 757	M_N-DT2430	677	817
24 x 24 x 29 7/8	600 x 600 x 757	M_N-DT2424	646	780

Specify the surface type (5, 6). Specify the edge (N, 1, 2). Specify the accent color (A, S). Specify panel legs (A, B, C).

Rectangular tables - 20" D



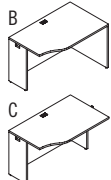
W x D x H (in)	W x D x H (mm)	Code	All Laminate (\$)	HPL Surfaces (\$)
<i>Full-height modesty panel. 1 grommet.</i>				
72 x 20 x 29 3/8	1800 x 500 x 744	M_NN-DT2072	848	1,197
66 x 20 x 29 3/8	1650 x 500 x 744	M_NN-DT2066	802	1,140
60 x 20 x 29 3/8	1500 x 500 x 744	M_NN-DT2060	772	1,095
54 x 20 x 29 3/8	1350 x 500 x 744	M_NN-DT2054	721	1,033
48 x 20 x 29 3/8	1200 x 500 x 744	M_NN-DT2048	689	836
42 x 20 x 29 3/8	1050 x 500 x 744	M_NN-DT2042	652	791
36 x 20 x 29 3/8	900 x 500 x 744	M_NN-DT2036	622	754
30 x 20 x 29 3/8	750 x 500 x 744	M_NN-DT2030	569	695
24 x 20 x 29 3/8	600 x 500 x 744	M_NN-DT2024	545	665

Specify the surface type (1, 2). Edge N. Specify the accent color (A, S). Specify panel legs (A, B, C).

72 x 20 x 29 7/8	1800 x 500 x 757	M_N-DT2072	950	1,342
66 x 20 x 29 7/8	1650 x 500 x 757	M_N-DT2066	918	1,289
60 x 20 x 29 7/8	1500 x 500 x 757	M_N-DT2060	874	1,239
54 x 20 x 29 7/8	1350 x 500 x 757	M_N-DT2054	848	1,197
48 x 20 x 29 7/8	1200 x 500 x 757	M_N-DT2048	772	929
42 x 20 x 29 7/8	1050 x 500 x 757	M_N-DT2042	721	879
36 x 20 x 29 7/8	900 x 500 x 757	M_N-DT2036	689	836
30 x 20 x 29 7/8	750 x 500 x 757	M_N-DT2030	652	791
24 x 20 x 29 7/8	600 x 500 x 757	M_N-DT2024	622	754

Specify the surface type (5, 6). Specify the edge (N, 1, 2). Specify the accent color (A, S). Specify panel legs (A, B, C).

Left asymmetrical tables - 30" D



W x D x H (in)	W x D x H (mm)	Code	All Laminate (\$)	HPL Surfaces (\$)
<i>Full-height modesty panel. 1 grommet.</i>				
54 x 30 x 29 3/8	1350 x 750 x 744	M_NN-AT245430	780	1,088
48 x 30 x 29 3/8	1200 x 750 x 744	M_NN-AT244830	734	893

Left asymmetrical tables - 30" D (cont'd)

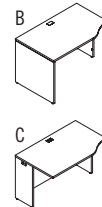
42 x 30 x 29 3/8	1050 x 750 x 744	M_NN-AT244230	704	848
36 x 30 x 29 3/8	900 x 750 x 744	M_NN-AT243630	671	811
30 x 30 x 29 3/8	750 x 750 x 744	M_NN-AT243030	632	772

Specify the surface type (1, 2). Edge N. Specify the accent color (A, S). Specify panel legs (B, C).

54 x 30 x 29 7/8	1350 x 750 x 757	M_N-AT245430	918	1,284
48 x 30 x 29 7/8	1200 x 750 x 757	M_N-AT244830	836	1,007
42 x 30 x 29 7/8	1050 x 750 x 757	M_N-AT244230	811	975
36 x 30 x 29 7/8	900 x 750 x 757	M_N-AT243630	780	937
30 x 30 x 29 7/8	750 x 750 x 757	M_N-AT243030	734	893

Specify the surface type (5, 6). Specify the edge (N, 1, 2). Specify the accent color (A, S). Specify panel legs (B, C).

Right asymmetrical tables - 30" D



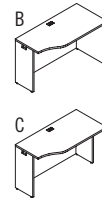
W x D x H (in)	W x D x H (mm)	Code	All Laminate (\$)	HPL Surfaces (\$)
<i>Full-height modesty panel. 1 grommet.</i>				
54 x 30 x 29 3/8	1350 x 750 x 744	M_NN-AT305424	780	1,088
48 x 30 x 29 3/8	1200 x 750 x 744	M_NN-AT304824	734	893
42 x 30 x 29 3/8	1050 x 750 x 744	M_NN-AT304224	704	848
36 x 30 x 29 3/8	900 x 750 x 744	M_NN-AT303624	671	811
30 x 30 x 29 3/8	750 x 750 x 744	M_NN-AT303024	632	772

Specify the surface type (1, 2). Edge N. Specify the accent color (A, S). Specify panel legs (B, C).

54 x 30 x 29 7/8	1350 x 750 x 757	M_N-AT305424	918	1,284
48 x 30 x 29 7/8	1200 x 750 x 757	M_N-AT304824	836	1,007
42 x 30 x 29 7/8	1050 x 750 x 757	M_N-AT304224	811	975
36 x 30 x 29 7/8	900 x 750 x 757	M_N-AT303624	780	937
30 x 30 x 29 7/8	750 x 750 x 757	M_N-AT303024	734	893

Specify the surface type (5, 6). Specify the edge (N, 1, 2). Specify the accent color (A, S). Specify panel legs (B, C).

Left asymmetrical tables - 24" D



W x D x H (in)	W x D x H (mm)	Code	All Laminate (\$)	HPL Surfaces (\$)
<i>Full-height modesty panel. 1 grommet.</i>				
54 x 24 x 29 3/8	1350 x 600 x 744	M_NN-AT185424	734	1,038
48 x 24 x 29 3/8	1200 x 600 x 744	M_NN-AT184824	704	848
42 x 24 x 29 3/8	1050 x 600 x 744	M_NN-AT184224	671	811
36 x 24 x 29 3/8	900 x 600 x 744	M_NN-AT183624	632	772
30 x 24 x 29 3/8	750 x 600 x 744	M_NN-AT183024	602	721

Specify the surface type (1, 2). Edge N. Specify the accent color (A, S). Specify panel legs (B, C).

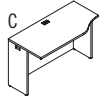
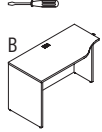
54 x 24 x 29 7/8	1350 x 600 x 757	M_N-AT185424	879	1,239
48 x 24 x 29 7/8	1200 x 600 x 757	M_N-AT184824	811	975
42 x 24 x 29 7/8	1050 x 600 x 757	M_N-AT184224	780	937
36 x 24 x 29 7/8	900 x 600 x 757	M_N-AT183624	734	893
30 x 24 x 29 7/8	750 x 600 x 757	M_N-AT183024	704	848

Specify the surface type (5, 6). Specify the edge (N, 1, 2). Specify the accent color (A, S). Specify panel legs (B, C).

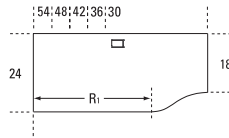


All Laminate (\$)
HPL Surfaces (\$)

Right asymmetrical tables – 24" D



Full-height modesty panel. 1 grommet.



Surface	R1
54"/24"	35 3/8"
48"/24"	29 1/2"
42"/24"	23 3/8"
36"/24"	17 11/16"
30"/24"	11 3/4"

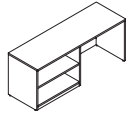
W x D x H (in)	W x D x H (mm)	Code	All Laminate (\$)	HPL Surfaces (\$)
54 x 24 x 29 3/8	1350 x 600 x 744	M_NN-AT245418	734	1,038
48 x 24 x 29 3/8	1200 x 600 x 744	M_NN-AT244818	704	848
42 x 24 x 29 3/8	1050 x 600 x 744	M_NN-AT244218	671	811
36 x 24 x 29 3/8	900 x 600 x 744	M_NN-AT243618	632	772
30 x 24 x 29 3/8	750 x 600 x 744	M_NN-AT243018	602	721

Specify the surface type (1, 2). Edge N. Specify the accent color (A, S).
Specify panel legs (B, C).

W x D x H (in)	W x D x H (mm)	Code	All Laminate (\$)	HPL Surfaces (\$)
54 x 24 x 29 7/8	1350 x 600 x 757	M_N-AT245418	879	1,239
48 x 24 x 29 7/8	1200 x 600 x 757	M_N-AT244818	811	975
42 x 24 x 29 7/8	1050 x 600 x 757	M_N-AT244218	780	937
36 x 24 x 29 7/8	900 x 600 x 757	M_N-AT243618	734	893
30 x 24 x 29 7/8	750 x 600 x 757	M_N-AT243018	704	848

Specify the surface type (5, 6). Specify the edge (N, 1, 2). Specify the accent color (A, S). Specify panel legs (B, C).

Left open bookcase credenzas



1 adjustable shelf. Full-height modesty panel. Grommet on back.

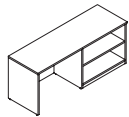
W x D x H (in)	W x D x H (mm)	Code	All Laminate (\$)	HPL Surfaces (\$)
72 x 24 x 29 3/8	1800 x 600 x 744	M_NN-BE2472S	1,342	1,615
60 x 24 x 29 3/8	1500 x 600 x 744	M_NN-BE2460S	1,208	1,479
72 x 20 x 29 3/8	1800 x 500 x 744	M_NN-BE2072S	1,273	1,525
60 x 20 x 29 3/8	1500 x 500 x 744	M_NN-BE2060S	1,208	1,479

Specify the surface type (1, 2). Edge N. Specify the accent color (A, S).

W x D x H (in)	W x D x H (mm)	Code	All Laminate (\$)	HPL Surfaces (\$)
72 x 24 x 29 7/8	1800 x 600 x 757	M_N-BE2472S	1,474	1,772
60 x 24 x 29 7/8	1500 x 600 x 757	M_N-BE2460S	1,342	1,639
72 x 20 x 29 7/8	1800 x 500 x 757	M_N-BE2072S	1,392	1,671
60 x 20 x 29 7/8	1500 x 500 x 757	M_N-BE2060S	1,342	1,639

Specify the surface type (5, 6). Specify the edge (N, 1, 2). Specify the accent color (A, S).

Right open bookcase credenzas



1 adjustable shelf. Full-height modesty panel. Grommet on back.

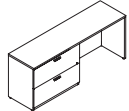
W x D x H (in)	W x D x H (mm)	Code	All Laminate (\$)	HPL Surfaces (\$)
72 x 24 x 29 3/8	1800 x 600 x 744	M_NN-S2472BE	1,342	1,615
60 x 24 x 29 3/8	1500 x 600 x 744	M_NN-S2460BE	1,208	1,479
72 x 20 x 29 3/8	1800 x 500 x 744	M_NN-S2072BE	1,273	1,525
60 x 20 x 29 3/8	1500 x 500 x 744	M_NN-S2060BE	1,208	1,479

Specify the surface type (1, 2). Edge N. Specify the accent color (A, S).

W x D x H (in)	W x D x H (mm)	Code	All Laminate (\$)	HPL Surfaces (\$)
72 x 24 x 29 7/8	1800 x 600 x 757	M_N-S2472BE	1,474	1,772
60 x 24 x 29 7/8	1500 x 600 x 757	M_N-S2460BE	1,342	1,639
72 x 20 x 29 7/8	1800 x 500 x 757	M_N-S2072BE	1,392	1,671
60 x 20 x 29 7/8	1500 x 500 x 757	M_N-S2060BE	1,342	1,639

Specify the surface type (5, 6). Specify the edge (N, 1, 2). Specify the accent color (A, S).

Left lateral file credenzas



2 file drawers on left with suspension bars. Lock. Grommet on back.

W x D x H (in)	W x D x H (mm)	Code	All Laminate (\$)	HPL Surfaces (\$)
72 x 24 x 29 3/8	1800 x 600 x 744	M_N-_-LF2472S	1,736	2,082
60 x 24 x 29 3/8	1500 x 600 x 744	M_N-_-LF2460S	1,582	1,899
72 x 20 x 29 3/8	1800 x 500 x 744	M_N-_-LF2072S	1,582	1,899
60 x 20 x 29 3/8	1500 x 500 x 744	M_N-_-LF2060S	1,463	1,752

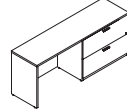
Specify the surface type (1, 2). Edge N. Specify the handle code (A, C, K, W, Z). Specify the accent color (A, S).

Left lateral file credenzas (cont'd)

W x D x H (in)	W x D x H (mm)	Code	All Laminate (\$)	HPL Surfaces (\$)
72 x 24 x 29 7/8	1800 x 600 x 757	M-_-_-LF2472S	1,956	2,342
60 x 24 x 29 7/8	1500 x 600 x 757	M-_-_-LF2460S	1,799	2,164
72 x 20 x 29 7/8	1800 x 500 x 757	M-_-_-LF2072S	1,799	2,164
60 x 20 x 29 7/8	1500 x 500 x 757	M-_-_-LF2060S	1,677	2,019

Specify the surface type (5, 6). Specify the edge (N, 1, 2). Specify the handle code (A, C, K, W, Z). Specify the accent color (A, S).

Right lateral file credenzas



2 file drawers on right with suspension bars. Lock. Grommet on back.

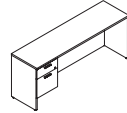
W x D x H (in)	W x D x H (mm)	Code	All Laminate (\$)	HPL Surfaces (\$)
72 x 24 x 29 3/8	1800 x 600 x 744	M_N-_-S2472LF	1,736	2,082
60 x 24 x 29 3/8	1500 x 600 x 744	M_N-_-S2460LF	1,582	1,899
72 x 20 x 29 3/8	1800 x 500 x 744	M_N-_-S2072LF	1,582	1,899
60 x 20 x 29 3/8	1500 x 500 x 744	M_N-_-S2060LF	1,463	1,752

Specify the surface type (1, 2). Edge N. Specify the handle code (A, C, K, W, Z). Specify the accent color (A, S).

W x D x H (in)	W x D x H (mm)	Code	All Laminate (\$)	HPL Surfaces (\$)
72 x 24 x 29 7/8	1800 x 600 x 757	M-_-_-S2472LF	1,956	2,342
60 x 24 x 29 7/8	1500 x 600 x 757	M-_-_-S2460LF	1,799	2,164
72 x 20 x 29 7/8	1800 x 500 x 757	M-_-_-S2072LF	1,799	2,164
60 x 20 x 29 7/8	1500 x 500 x 757	M-_-_-S2060LF	1,677	2,019

Specify the surface type (5, 6). Specify the edge (N, 1, 2). Specify the handle code (A, C, K, W, Z). Specify the accent color (A, S).

Left single pedestal credenzas



1 pedestal on left with lock. 1 box drawer and 1 file drawer with suspension bar. Pencil tray. Grommet on back.

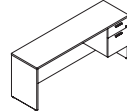
W x D x H (in)	W x D x H (mm)	Code	All Laminate (\$)	HPL Surfaces (\$)
72 x 24 x 29 3/8	1800 x 600 x 744	M_N-_-F2472S	1,278	1,531
60 x 24 x 29 3/8	1500 x 600 x 744	M_N-_-F2460S	1,208	1,463
72 x 20 x 29 3/8	1800 x 500 x 744	M_N-_-F2072S	1,254	1,500
60 x 20 x 29 3/8	1500 x 500 x 744	M_N-_-F2060S	1,192	1,436

Specify the surface type (1, 2). Edge N. Specify the handle code (A, C, K, W, Z). Specify the accent color (A, S).

W x D x H (in)	W x D x H (mm)	Code	All Laminate (\$)	HPL Surfaces (\$)
72 x 24 x 29 7/8	1800 x 600 x 757	M-_-_-F2472S	1,474	1,772
60 x 24 x 29 7/8	1500 x 600 x 757	M-_-_-F2460S	1,412	1,697
72 x 20 x 29 7/8	1800 x 500 x 757	M-_-_-F2072S	1,436	1,736
60 x 20 x 29 7/8	1500 x 500 x 757	M-_-_-F2060S	1,374	1,653

Specify the surface type (5, 6). Specify the edge (N, 1, 2). Specify the handle code (A, C, K, W, Z). Specify the accent color (A, S).

Right single pedestal credenzas



1 pedestal on right with lock. 1 box drawer and 1 file drawer with suspension bar. Pencil tray. Grommet on back.

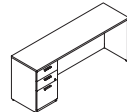
W x D x H (in)	W x D x H (mm)	Code	All Laminate (\$)	HPL Surfaces (\$)
72 x 24 x 29 3/8	1800 x 600 x 744	M_N-_-S2472F	1,278	1,531
60 x 24 x 29 3/8	1500 x 600 x 744	M_N-_-S2460F	1,208	1,463
72 x 20 x 29 3/8	1800 x 500 x 744	M_N-_-S2072F	1,254	1,500
60 x 20 x 29 3/8	1500 x 500 x 744	M_N-_-S2060F	1,192	1,436

Specify the surface type (1, 2). Edge N. Specify the handle code (A, C, K, W, Z). Specify the accent color (A, S).

W x D x H (in)	W x D x H (mm)	Code	All Laminate (\$)	HPL Surfaces (\$)
72 x 24 x 29 7/8	1800 x 600 x 757	M-_-_-S2472F	1,474	1,772
60 x 24 x 29 7/8	1500 x 600 x 757	M-_-_-S2460F	1,412	1,697
72 x 20 x 29 7/8	1800 x 500 x 757	M-_-_-S2072F	1,436	1,736
60 x 20 x 29 7/8	1500 x 500 x 757	M-_-_-S2060F	1,374	1,653

Specify the surface type (5, 6). Specify the edge (N, 1, 2). Specify the handle code (A, C, K, W, Z). Specify the accent color (A, S).

Left single pedestal credenzas – low profile



1 pedestal on left with lock. 2 box drawers and 1 file drawer with suspension bar. Pencil tray. Grommet on back.

W x D x H (in)	W x D x H (mm)	Code	All Laminate (\$)	HPL Surfaces (\$)
72 x 24 x 29 3/8	1800 x 600 x 744	M_N-_-UF2472S	1,486	1,747
60 x 24 x 29 3/8	1500 x 600 x 744	M_N-_-UF2460S	1,424	1,664
72 x 20 x 29 3/8	1800 x 500 x 744	M_N-_-UF2072S	1,463	1,709
60 x 20 x 29 3/8	1500 x 500 x 744	M_N-_-UF2060S	1,403	1,645

Specify the surface type (1, 2). Edge N. Specify the handle code (A, C, K, W, Z). Specify the accent color (A, S).

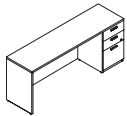


All HPL
Laminate Surfaces
(\$)

	W x D x H (in)	W x D x H (mm)	Code	All Laminate (\$)	HPL Surfaces (\$)
Left single pedestal credenzas – low profile (cont'd)	72 x 24 x 29 ³ / ₈	1800 x 600 x 757	M_ _ _ -UF2472S	1,677	1,982
	60 x 24 x 29 ³ / ₈	1500 x 600 x 757	M_ _ _ -UF2460S	1,620	1,905
	72 x 20 x 29 ³ / ₈	1800 x 500 x 757	M_ _ _ -UF2072S	1,645	1,943
	60 x 20 x 29 ³ / ₈	1500 x 500 x 757	M_ _ _ -UF2060S	1,588	1,862

Specify the surface type (5, 6). Specify the edge (N, 1, 2). Specify the handle code (A, C, K, W, Z). Specify the accent color (A, S).

Right single pedestal credenzas – low profile *1 pedestal on right with lock. 2 box drawers and 1 file drawer with suspension bar. Pencil tray. Grommet on back.*



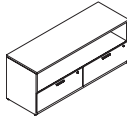
72 x 24 x 29 ³ / ₈	1800 x 600 x 744	M_N_ _ -S2472UF	1,486	1,747
60 x 24 x 29 ³ / ₈	1500 x 600 x 744	M_N_ _ -S2460UF	1,424	1,664
72 x 20 x 29 ³ / ₈	1800 x 500 x 744	M_N_ _ -S2072UF	1,463	1,709
60 x 20 x 29 ³ / ₈	1500 x 500 x 744	M_N_ _ -S2060UF	1,403	1,645

Specify the surface type (1, 2). Edge N. Specify the handle code (A, C, K, W, Z). Specify the accent color (A, S).

72 x 24 x 29 ³ / ₈	1800 x 600 x 757	M_ _ _ -S2472UF	1,677	1,982
60 x 24 x 29 ³ / ₈	1500 x 600 x 757	M_ _ _ -S2460UF	1,620	1,905
72 x 20 x 29 ³ / ₈	1800 x 500 x 757	M_ _ _ -S2072UF	1,645	1,943
60 x 20 x 29 ³ / ₈	1500 x 500 x 757	M_ _ _ -S2060UF	1,588	1,862

Specify the surface type (5, 6). Specify the edge (N, 1, 2). Specify the handle code (A, C, K, W, Z). Specify the accent color (A, S).

Lateral file credenzas with open storage *Open space on top and 2 file drawers on bottom with suspension bars. Locks. Grommet on back. Optional counterweight to meet BIFMA standards, refer to page 149.*



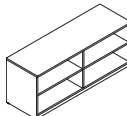
72 x 24 x 29 ³ / ₈	1800 x 600 x 744	M_N_ _ -SLF2472	1,697	2,037
60 x 24 x 29 ³ / ₈	1500 x 600 x 744	M_N_ _ -SLF2460	1,538	1,854
72 x 20 x 29 ³ / ₈	1800 x 500 x 744	M_N_ _ -SLF2072	1,538	1,854
60 x 20 x 29 ³ / ₈	1500 x 500 x 744	M_N_ _ -SLF2060	1,374	1,626

Specify the surface type (1, 2). Edge N. Specify the handle code (A, C, K, W, Z). Specify the accent color (A, S).

72 x 24 x 29 ³ / ₈	1800 x 600 x 757	M_ _ _ -SLF2472	1,924	2,304
60 x 24 x 29 ³ / ₈	1500 x 600 x 757	M_ _ _ -SLF2460	1,772	2,126
72 x 20 x 29 ³ / ₈	1800 x 500 x 757	M_ _ _ -SLF2072	1,772	2,126
60 x 20 x 29 ³ / ₈	1500 x 500 x 757	M_ _ _ -SLF2060	1,626	1,886

Specify the surface type (5, 6). Specify the edge (N, 1, 2). Specify the handle code (A, C, K, W, Z). Specify the accent color (A, S).

Open bookcase credenzas *1 adjustable shelf on each side.*




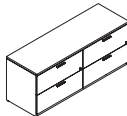
72 x 24 x 29 ³ / ₈	1800 x 600 x 744	M_NNN-BE2472BE	1,456	1,747
60 x 24 x 29 ³ / ₈	1500 x 600 x 744	M_NNN-BE2460BE	1,322	1,615
72 x 20 x 29 ³ / ₈	1800 x 500 x 744	M_NNN-BE2072BE	1,382	1,658
60 x 20 x 29 ³ / ₈	1500 x 500 x 744	M_NNN-BE2060BE	1,254	1,525

Specify the surface type (1, 2). Edge N.

72 x 24 x 29 ³ / ₈	1800 x 600 x 757	M_ _ NN-BE2472BE	1,601	1,924
60 x 24 x 29 ³ / ₈	1500 x 600 x 757	M_ _ NN-BE2460BE	1,468	1,791
72 x 20 x 29 ³ / ₈	1800 x 500 x 757	M_ _ NN-BE2072BE	1,519	1,824
60 x 20 x 29 ³ / ₈	1500 x 500 x 757	M_ _ NN-BE2060BE	1,387	1,689

Specify the surface type (5, 6). Specify the edge (N, 1, 2).

Lateral file credenzas *4 file drawers with suspension bars. Locks. Optional counterweight to meet BIFMA standards, refer to page 149.*



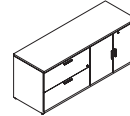
72 x 24 x 29 ³ / ₈	1800 x 600 x 744	M_N_ _ -LF2472LF	2,253	2,702
72 x 20 x 29 ³ / ₈	1800 x 500 x 744	M_N_ _ -LF2072LF	2,101	2,526

Specify the surface type (1, 2). Edge N. Specify the handle code (A, C, K, W, Z). Specify the accent color (A, S).

72 x 24 x 29 ³ / ₈	1800 x 600 x 757	M_ _ _ -LF2472LF	2,475	2,975
72 x 20 x 29 ³ / ₈	1800 x 500 x 757	M_ _ _ -LF2072LF	2,329	2,796

Specify the surface type (5, 6). Specify the edge (N, 1, 2). Specify the handle code (A, C, K, W, Z). Specify the accent color (A, S).

Lateral file / bookcase credenzas



2 file drawers with suspension bars. Bookcase with doors and adjustable shelf. Locks.

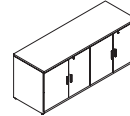
72 x 24 x 29 ³ / ₈	1800 x 600 x 744	M_N_ _ -LF2472B	2,024	2,441
72 x 20 x 29 ³ / ₈	1800 x 500 x 744	M_N_ _ -LF2072B	1,874	2,253

Specify the surface type (1, 2). Edge N. Specify the handle code (A, C, K, W, Z). Specify the accent color (A, S).

72 x 24 x 29 ³ / ₈	1800 x 600 x 757	M_ _ _ -LF2472B	2,253	2,702
72 x 20 x 29 ³ / ₈	1800 x 500 x 757	M_ _ _ -LF2072B	2,101	2,526

Specify the surface type (5, 6). Specify the edge (N, 1, 2). Specify the handle code (A, C, K, W, Z). Specify the accent color (A, S).

Bookcase credenzas



Storage unit with doors and adjustable shelves. Locks.

72 x 24 x 29 ³ / ₈	1800 x 600 x 744	M_N_ _ -B2472B	1,824	2,189
72 x 20 x 29 ³ / ₈	1800 x 500 x 744	M_N_ _ -B2072B	1,671	2,004

Specify the surface type (1, 2). Edge N. Specify the handle code (A, C, K, W, Z). Specify the accent color (A, S).

72 x 24 x 29 ³ / ₈	1800 x 600 x 757	M_ _ _ -B2472B	2,052	2,462
72 x 20 x 29 ³ / ₈	1800 x 500 x 757	M_ _ _ -B2072B	1,899	2,285

Specify the surface type (5, 6). Specify the edge (N, 1, 2). Specify the handle code (A, C, K, W, Z). Specify the accent color (A, S).

Return shells



Reversible. 1 grommet. Can accommodate 1 pedestal.

48 x 24 x 29 ³ / ₈	1200 x 600 x 744	M_NN -R2448S	595	709
42 x 24 x 29 ³ / ₈	1050 x 600 x 744	M_NN -R2442S	569	689
36 x 24 x 29 ³ / ₈	900 x 600 x 744	M_NN -R2436S	545	659
30 x 24 x 29 ³ / ₈	750 x 600 x 744	M_NN -R2430S	526	627

Specify the surface type (1, 2). Edge N. Specify the accent color (A, S).

48 x 24 x 29 ³ / ₈	1200 x 600 x 757	M_ _ N -R2448S	765	918
42 x 24 x 29 ³ / ₈	1050 x 600 x 757	M_ _ N -R2442S	721	874
36 x 24 x 29 ³ / ₈	900 x 600 x 757	M_ _ N -R2436S	677	817
30 x 24 x 29 ³ / ₈	750 x 600 x 757	M_ _ N -R2430S	646	780

Specify the surface type (5, 6). Specify the edge (N, 1, 2). Specify the accent color (A, S).

Left executive returns



1 pedestal on left with lock. 1 box drawer and 1 file drawer with suspension bar. Pencil tray. 1 grommet.

48 x 24 x 29 ³ / ₈	1200 x 600 x 744	M_N_ _ -F2448R	1,044	1,261
42 x 24 x 29 ³ / ₈	1050 x 600 x 744	M_N_ _ -F2442R	981	1,183
36 x 24 x 29 ³ / ₈	900 x 600 x 744	M_N_ _ -F2436R	929	1,119
30 x 24 x 29 ³ / ₈	750 x 600 x 744	M_N_ _ -F2430R	874	1,044

Specify the surface type (1, 2). Edge N. Specify the handle code (A, C, K, W, Z). Specify the accent color (A, S).

48 x 24 x 29 ³ / ₈	1200 x 600 x 757	M_ _ _ -F2448R	1,176	1,419
42 x 24 x 29 ³ / ₈	1050 x 600 x 757	M_ _ _ -F2442R	1,119	1,342
36 x 24 x 29 ³ / ₈	900 x 600 x 757	M_ _ _ -F2436R	1,056	1,278
30 x 24 x 29 ³ / ₈	750 x 600 x 757	M_ _ _ -F2430R	1,007	1,202

Specify the surface type (5, 6). Specify the edge (N, 1, 2). Specify the handle code (A, C, K, W, Z). Specify the accent color (A, S).

Right executive returns



1 pedestal on right with lock. 1 box drawer and 1 file drawer with suspension bar. Pencil tray. 1 grommet.

48 x 24 x 29 ³ / ₈	1200 x 600 x 744	M_N_ _ -R2448F	1,044	1,261
42 x 24 x 29 ³ / ₈	1050 x 600 x 744	M_N_ _ -R2442F	981	1,183
36 x 24 x 29 ³ / ₈	900 x 600 x 744	M_N_ _ -R2436F	929	1,119
30 x 24 x 29 ³ / ₈	750 x 600 x 744	M_N_ _ -R2430F	874	1,044

Specify the surface type (1, 2). Edge N. Specify the handle code (A, C, K, W, Z). Specify the accent color (A, S).



All Laminate (\$)
HPL Surfaces (\$)

	W x D x H (in)	W x D x H (mm)	Code	All Laminate (\$)	HPL Surfaces (\$)
Right executive returns (cont'd)	48 x 24 x 29 ³ / ₈	1200 x 600 x 757	M___-R2448F	1,176	1,419
	42 x 24 x 29 ³ / ₈	1050 x 600 x 757	M___-R2442F	1,119	1,342
	36 x 24 x 29 ³ / ₈	900 x 600 x 757	M___-R2436F	1,056	1,278
	30 x 24 x 29 ³ / ₈	750 x 600 x 757	M___-R2430F	1,007	1,202

Specify the surface type (5, 6). Specify the edge (N, 1, 2). Specify the handle code (A, C, K, W, Z). Specify the accent color (A, S).

Left executive returns – low profile



1 pedestal on left with lock. 2 box drawers and 1 file drawer with suspension bar. Pencil tray. 1 grommet.

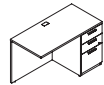
48 x 24 x 29 ³ / ₈	1200 x 600 x 744	M_N_-UF2448R	1,261	1,468
42 x 24 x 29 ³ / ₈	1050 x 600 x 744	M_N_-UF2442R	1,192	1,392
36 x 24 x 29 ³ / ₈	900 x 600 x 744	M_N_-UF2436R	1,140	1,322
30 x 24 x 29 ³ / ₈	750 x 600 x 744	M_N_-UF2430R	1,083	1,261

Specify the surface type (1, 2). Edge N. Specify the handle code (A, C, K, W, Z). Specify the accent color (A, S).

48 x 24 x 29 ³ / ₈	1200 x 600 x 757	M___-UF2448R	1,387	1,626
42 x 24 x 29 ³ / ₈	1050 x 600 x 757	M___-UF2442R	1,322	1,545
36 x 24 x 29 ³ / ₈	900 x 600 x 757	M___-UF2436R	1,273	1,486
30 x 24 x 29 ³ / ₈	750 x 600 x 757	M___-UF2430R	1,208	1,419

Specify the surface type (5, 6). Specify the edge (N, 1, 2). Specify the handle code (A, C, K, W, Z). Specify the accent color (A, S).

Right executive returns – low profile



1 pedestal on right with lock. 2 box drawers and 1 file drawer with suspension bar. Pencil tray. 1 grommet.

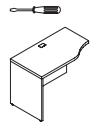
48 x 24 x 29 ³ / ₈	1200 x 600 x 744	M_N_-R2448UF	1,261	1,468
42 x 24 x 29 ³ / ₈	1050 x 600 x 744	M_N_-R2442UF	1,192	1,392
36 x 24 x 29 ³ / ₈	900 x 600 x 744	M_N_-R2436UF	1,140	1,322
30 x 24 x 29 ³ / ₈	750 x 600 x 744	M_N_-R2430UF	1,083	1,261

Specify the surface type (1, 2). Edge N. Specify the handle code (A, C, K, W, Z). Specify the accent color (A, S).

48 x 24 x 29 ³ / ₈	1200 x 600 x 757	M___-R2448UF	1,387	1,626
42 x 24 x 29 ³ / ₈	1050 x 600 x 757	M___-R2442UF	1,322	1,545
36 x 24 x 29 ³ / ₈	900 x 600 x 757	M___-R2436UF	1,273	1,486
30 x 24 x 29 ³ / ₈	750 x 600 x 757	M___-R2430UF	1,208	1,419

Specify the surface type (5, 6). Specify the edge (N, 1, 2). Specify the handle code (A, C, K, W, Z). Specify the accent color (A, S).

Left asymmetrical return shells – 24" D



Can accommodate 1 pedestal. 1 grommet.

48 x 24 x 29 ³ / ₈	1200 x 600 x 744	M_NN_-S244818R	622	734
42 x 24 x 29 ³ / ₈	1050 x 600 x 744	M_NN_-S244218R	602	716
36 x 24 x 29 ³ / ₈	900 x 600 x 744	M_NN_-S243618R	569	684

Specify the surface type (1, 2). Edge N. Specify the accent color (A, S).

48 x 24 x 29 ³ / ₈	1200 x 600 x 757	M_N_-S244818R	791	944
42 x 24 x 29 ³ / ₈	1050 x 600 x 757	M_N_-S244218R	754	899
36 x 24 x 29 ³ / ₈	900 x 600 x 757	M_N_-S243618R	704	842

Specify the surface type (5, 6). Specify the edge (N, 1, 2). Specify the accent color (A, S).

Right asymmetrical return shells – 24" D



Can accommodate 1 pedestal. 1 grommet.

48 x 24 x 29 ³ / ₈	1200 x 600 x 744	M_NN_-R184824S	622	734
42 x 24 x 29 ³ / ₈	1050 x 600 x 744	M_NN_-R184224S	602	716
36 x 24 x 29 ³ / ₈	900 x 600 x 744	M_NN_-R183624S	569	684

Specify the surface type (1, 2). Edge N. Specify the accent color (A, S).

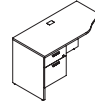
48 x 24 x 29 ³ / ₈	1200 x 600 x 757	M_N_-R184824S	791	944
42 x 24 x 29 ³ / ₈	1050 x 600 x 757	M_N_-R184224S	754	899
36 x 24 x 29 ³ / ₈	900 x 600 x 757	M_N_-R183624S	704	842

Specify the surface type (5, 6). Specify the edge (N, 1, 2). Specify the accent color (A, S).



All Laminate (\$)
HPL Surfaces (\$)

Left asymmetrical executive returns



1 pedestal on left with lock. 1 box drawer and 1 file drawer with suspension bar. Pencil tray. 1 grommet.

48 x 24 x 29 ³ / ₈	1200 x 600 x 744	M_N_-F244818R	1,076	1,284
42 x 24 x 29 ³ / ₈	1050 x 600 x 744	M_N_-F244218R	1,012	1,208
36 x 24 x 29 ³ / ₈	900 x 600 x 744	M_N_-F243618R	957	1,147

Specify the surface type (1, 2). Edge N. Specify the handle code (A, C, K, W, Z). Specify the accent color (A, S).

48 x 24 x 29 ³ / ₈	1200 x 600 x 757	M___-F244818R	1,202	1,443
42 x 24 x 29 ³ / ₈	1050 x 600 x 757	M___-F244218R	1,147	1,365
36 x 24 x 29 ³ / ₈	900 x 600 x 757	M___-F243618R	1,088	1,304

Specify the surface type (5, 6). Specify the edge (N, 1, 2). Specify the handle code (A, C, K, W, Z). Specify the accent color (A, S).

Right asymmetrical executive returns



1 pedestal on right with lock. 1 box drawer and 1 file drawer with suspension bar. Pencil tray. 1 grommet.

48 x 24 x 29 ³ / ₈	1200 x 600 x 744	M_N_-R184824F	1,076	1,284
42 x 24 x 29 ³ / ₈	1050 x 600 x 744	M_N_-R184224F	1,012	1,208
36 x 24 x 29 ³ / ₈	900 x 600 x 744	M_N_-R183624F	957	1,147

Specify the surface type (1, 2). Edge N. Specify the handle code (A, C, K, W, Z). Specify the accent color (A, S).

48 x 24 x 29 ³ / ₈	1200 x 600 x 757	M___-R184824F	1,202	1,443
42 x 24 x 29 ³ / ₈	1050 x 600 x 757	M___-R184224F	1,147	1,365
36 x 24 x 29 ³ / ₈	900 x 600 x 757	M___-R183624F	1,088	1,304

Specify the surface type (5, 6). Specify the edge (N, 1, 2). Specify the handle code (A, C, K, W, Z). Specify the accent color (A, S).

Bridge-returns



Full-height modesty panel. 1 grommet.

48 x 24 x 29 ³ / ₈	1200 x 600 x 744	M_NN_-BR2448	481	583
42 x 24 x 29 ³ / ₈	1050 x 600 x 744	M_NN_-BR2442	448	539
36 x 24 x 29 ³ / ₈	900 x 600 x 744	M_NN_-BR2436	424	507
48 x 18 x 29 ³ / ₈	1200 x 450 x 744	M_NN_-BR1848	374	455
42 x 18 x 29 ³ / ₈	1050 x 450 x 744	M_NN_-BR1842	354	431
36 x 18 x 29 ³ / ₈	900 x 450 x 744	M_NN_-BR1836	336	406

Specify the surface type (1, 2). Edge N. Specify the accent color (A, S).

48 x 24 x 29 ³ / ₈	1200 x 600 x 757	M_N_-BR2448	590	704
42 x 24 x 29 ³ / ₈	1050 x 600 x 757	M_N_-BR2442	557	671
36 x 24 x 29 ³ / ₈	900 x 600 x 757	M_N_-BR2436	531	646
48 x 18 x 29 ³ / ₈	1200 x 450 x 757	M_N_-BR1848	442	531
42 x 18 x 29 ³ / ₈	1050 x 450 x 757	M_N_-BR1842	424	507
36 x 18 x 29 ³ / ₈	900 x 450 x 757	M_N_-BR1836	400	487

Specify the surface type (5, 6). Specify the edge (N, 1, 2). Specify the accent color (A, S).

Left asymmetrical bridge-returns



Full-height modesty panel. 1 grommet.

48 x 24 x 29 ³ / ₈	1200 x 600 x 744	M_NN_-BR244818	545	659
42 x 24 x 29 ³ / ₈	1050 x 600 x 744	M_NN_-BR244218	512	622

Specify the surface type (1, 2). Edge N. Specify the accent color (A, S).

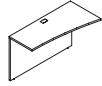
48 x 24 x 29 ³ / ₈	1200 x 600 x 757	M_N_-BR244818	652	785
42 x 24 x 29 ³ / ₈	1050 x 600 x 757	M_N_-BR244218	627	754

Specify the surface type (5, 6). Specify the edge (N, 1, 2). Specify the accent color (A, S).



All Laminate (\$)
HPL Surfaces (\$)

Right asymmetrical bridge-returns



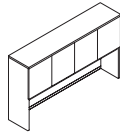
W x D x H (in)	W x D x H (mm)	Code	All Laminate (\$)	HPL Surfaces (\$)
<i>Full-height modesty panel. 1 grommet.</i>				
48 x 24 x 29 3/8	1200 x 600 x 744	M_NN_-BR184824	545	659
42 x 24 x 29 3/8	1050 x 600 x 744	M_NN_-BR184224	512	622

Specify the surface type (1, 2). Edge N. Specify the accent color (A, S).

48 x 24 x 29 3/8	1200 x 600 x 757	M_N_-BR184824	652	785
42 x 24 x 29 3/8	1050 x 600 x 757	M_N_-BR184224	627	754

Specify the surface type (5, 6). Specify the edge (N, 1, 2). Specify the accent color (A, S).

Hutches with laminate doors – 44" H



72" to 60": 4 doors
54" to 48": 3 doors

Clearance: 20 1/2" (521 mm). Adjustable shelves. 1 grommet. Full-width wire access. Can accommodate a tackboard, refer to page 36.

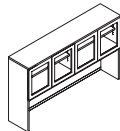
72 x 16 x 44	1800 x 400 x 1099	M1NN_-E724416P	1,486	N/A
66 x 16 x 44	1650 x 400 x 1099	M1NN_-E664416P	1,424	N/A
60 x 16 x 44	1500 x 400 x 1099	M1NN_-E604416P	1,360	N/A
54 x 16 x 44	1350 x 400 x 1099	M1NN_-E544416P	1,289	N/A
48 x 16 x 44	1200 x 400 x 1099	M1NN_-E484416P	1,229	N/A

Edge N. Specify the accent color (A, S). To be used with 1" surfaces.

72 x 16 x 44	1800 x 400 x 1099	M5_N_-E724416P	1,634	N/A
66 x 16 x 44	1650 x 400 x 1099	M5_N_-E664416P	1,557	N/A
60 x 16 x 44	1500 x 400 x 1099	M5_N_-E604416P	1,500	N/A
54 x 16 x 44	1350 x 400 x 1099	M5_N_-E544416P	1,430	N/A
48 x 16 x 44	1200 x 400 x 1099	M5_N_-E484416P	1,342	N/A

Specify the edge (N, 1, 2). Specify the accent color (A, S). To be used with 1 1/2" surfaces.

Hutches with translucent doors – 44" H



72" to 60": 4 doors
54" to 48": 3 doors

Door insert option, change T to: X Matrix, add \$507 (72"-60"); X Matrix, add \$380 (54"-48").

Clearance: 20 1/2" (521 mm). Adjustable shelves. 1 grommet. Full-width wire access. Can accommodate a tackboard, refer to page 36.

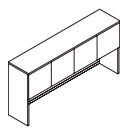
72 x 16 x 44	1800 x 400 x 1099	M1NNS-E724416T	2,146	N/A
66 x 16 x 44	1650 x 400 x 1099	M1NNS-E664416T	2,082	N/A
60 x 16 x 44	1500 x 400 x 1099	M1NNS-E604416T	2,019	N/A
54 x 16 x 44	1350 x 400 x 1099	M1NNS-E544416T	1,784	N/A
48 x 16 x 44	1200 x 400 x 1099	M1NNS-E484416T	1,721	N/A

Edge N. To be used with 1" surfaces.

72 x 16 x 44	1800 x 400 x 1099	M5_NS-E724416T	2,291	N/A
66 x 16 x 44	1650 x 400 x 1099	M5_NS-E664416T	2,214	N/A
60 x 16 x 44	1500 x 400 x 1099	M5_NS-E604416T	2,158	N/A
54 x 16 x 44	1350 x 400 x 1099	M5_NS-E544416T	1,924	N/A
48 x 16 x 44	1200 x 400 x 1099	M5_NS-E484416T	1,835	N/A

Specify the edge (N, 1, 2). Accent color S. To be used with 1 1/2" surfaces.

Hutches with laminate doors – 36" H



72" to 60": 4 doors
54" to 48": 3 doors

Clearance: 17" (432 mm). 1 grommet. Full-width wire access. Can accommodate a tackboard, refer to page 36.

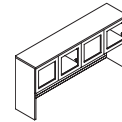
72 x 16 x 36	1800 x 400 x 900	M1NN_-E723616P	1,355	N/A
66 x 16 x 36	1650 x 400 x 900	M1NN_-E663616P	1,289	N/A
60 x 16 x 36	1500 x 400 x 900	M1NN_-E603616P	1,229	N/A
54 x 16 x 36	1350 x 400 x 900	M1NN_-E543616P	1,158	N/A
48 x 16 x 36	1200 x 400 x 900	M1NN_-E483616P	1,101	N/A

Edge N. Specify the accent color (A, S). To be used with 1" surfaces.

72 x 16 x 36	1800 x 400 x 900	M5_N_-E723616P	1,500	N/A
66 x 16 x 36	1650 x 400 x 900	M5_N_-E663616P	1,430	N/A
60 x 16 x 36	1500 x 400 x 900	M5_N_-E603616P	1,365	N/A
54 x 16 x 36	1350 x 400 x 900	M5_N_-E543616P	1,299	N/A
48 x 16 x 36	1200 x 400 x 900	M5_N_-E483616P	1,208	N/A

Specify the edge (N, 1, 2). Specify the accent color (A, S). To be used with 1 1/2" surfaces.

Hutches with translucent doors – 36" H



72" to 60": 4 doors
54" to 48": 3 doors

Door insert option, change T to: X Matrix, add \$507 (72"-60"); X Matrix, add \$380 (54"-48").

Clearance: 17" (432 mm). 1 grommet. Full-width wire access. Can accommodate a tackboard, refer to page 36.

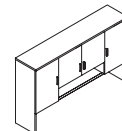
72 x 16 x 36	1800 x 400 x 900	M1NNS-E723616T	2,014	N/A
66 x 16 x 36	1650 x 400 x 900	M1NNS-E663616T	1,949	N/A
60 x 16 x 36	1500 x 400 x 900	M1NNS-E603616T	1,886	N/A
54 x 16 x 36	1350 x 400 x 900	M1NNS-E543616T	1,653	N/A
48 x 16 x 36	1200 x 400 x 900	M1NNS-E483616T	1,594	N/A

Edge N. Accent color S. To be used with 1" surfaces.

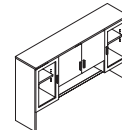
72 x 16 x 36	1800 x 400 x 1099	M5_NS-E723616T	2,158	N/A
66 x 16 x 36	1650 x 400 x 1099	M5_NS-E663616T	2,090	N/A
60 x 16 x 36	1500 x 400 x 1099	M5_NS-E603616T	2,024	N/A
54 x 16 x 36	1350 x 400 x 1099	M5_NS-E543616T	1,791	N/A
48 x 16 x 36	1200 x 400 x 1099	M5_NS-E483616T	1,702	N/A

Specify the edge (N, 1, 2). Accent color S. To be used with 1 1/2" surfaces.

Hutches with laminate doors – low profile



Hutches with translucent doors – low profile



Door insert option, change T to: X Matrix, add \$380.

Clearance: 13 5/8" - 22 13/16" (346 mm - 579 mm). 1 adjustable shelf on each low profile side. 1 grommet. Full-width wire access. Can accommodate a LGC-LE25. Tackboard not available.

72 x 16 x 44	1800 x 400 x 1099	M1N_-EL724416P	1,835	N/A
--------------	-------------------	----------------	-------	-----

Edge N. Specify the handle code (A, C, K, W, Z). Specify the accent color (A, S). To be used with 1" surfaces.

72 x 16 x 44	1800 x 400 x 1099	M5_-EL724416P	1,982	N/A
--------------	-------------------	---------------	-------	-----

Specify the edge (N, 1, 2). Specify the handle code (A, C, K, W, Z). Specify the accent color (A, S). To be used with 1 1/2" surfaces.

Clearance: 13 5/8" - 22 13/16" (346 mm - 579 mm). 1 adjustable shelf on each low profile side. 1 grommet. Full-width wire access. Can accommodate a LGC-LE25. Tackboard not available.

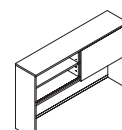
72 x 16 x 44	1800 x 400 x 1099	M1N_S-EL724416T	2,253	N/A
--------------	-------------------	-----------------	-------	-----

Edge N. Accent color S. Specify the handle code (A, C, K, W, Z). To be used with 1" surfaces.

72 x 16 x 44	1800 x 400 x 1099	M5_S-EL724416T	2,405	N/A
--------------	-------------------	----------------	-------	-----

Specify the edge (N, 1, 2). Accent color S. Specify the handle code (A, C, K, W, Z). To be used with 1 1/2" surfaces.

Hutches with laminate sliding door – 44" H



Sliding door covers half of the storage. Clearance: 20 1/2" (521 mm). Adjustable shelves. 1 grommet. Full-width wire access. Can accommodate a tackboard, refer to page 36.

72 x 16 x 44	1800 x 400 x 1099	M1NN_-EC724416P	1,778	N/A
66 x 16 x 44	1650 x 400 x 1099	M1NN_-EC664416P	1,709	N/A
60 x 16 x 44	1500 x 400 x 1099	M1NN_-EC604416P	1,639	N/A
54 x 16 x 44	1350 x 400 x 1099	M1NN_-EC544416P	1,577	N/A
48 x 16 x 44	1200 x 400 x 1099	M1NN_-EC484416P	1,500	N/A

Edge N. Specify the accent color (A, S). To be used with 1" surfaces.

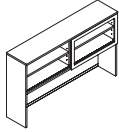
72 x 16 x 44	1800 x 400 x 1099	M5_N_-EC724416P	1,949	N/A
66 x 16 x 44	1650 x 400 x 1099	M5_N_-EC664416P	1,874	N/A
60 x 16 x 44	1500 x 400 x 1099	M5_N_-EC604416P	1,810	N/A
54 x 16 x 44	1350 x 400 x 1099	M5_N_-EC544416P	1,741	N/A
48 x 16 x 44	1200 x 400 x 1099	M5_N_-EC484416P	1,664	N/A

Specify the edge (N, 1, 2). Specify the accent color (A, S). To be used with 1 1/2" surfaces.



All Laminate (\$)
HPL Surfaces (\$)

Hutches with translucent sliding door – 44" H



Door insert option, change T to: X Matrix, add \$380.

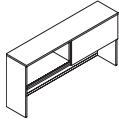
W x D x H (in)	W x D x H (mm)	Code	All Laminate (\$)	HPL Surfaces (\$)
<i>Sliding door covers half of the storage. Clearance: 20½" (521 mm). Adjustable shelves. 1 grommet. Full-width wire access. Can accommodate a tackboard, refer to page 36.</i>				
72 x 16 x 44	1800 x 400 x 1099	M1NNS-EC724416T	2,172	N/A
66 x 16 x 44	1650 x 400 x 1099	M1NNS-EC664416T	2,108	N/A
60 x 16 x 44	1500 x 400 x 1099	M1NNS-EC604416T	2,031	N/A
54 x 16 x 44	1350 x 400 x 1099	M1NNS-EC544416T	1,967	N/A
48 x 16 x 44	1200 x 400 x 1099	M1NNS-EC484416T	1,899	N/A

Edge N. Accent color S. To be used with 1" surfaces.

72 x 16 x 44	1800 x 400 x 1099	M5_NS-EC724416T	2,342	N/A
66 x 16 x 44	1650 x 400 x 1099	M5_NS-EC664416T	2,272	N/A
60 x 16 x 44	1500 x 400 x 1099	M5_NS-EC604416T	2,203	N/A
54 x 16 x 44	1350 x 400 x 1099	M5_NS-EC544416T	2,133	N/A
48 x 16 x 44	1200 x 400 x 1099	M5_NS-EC484416T	2,063	N/A

Specify the edge (N, 1, 2). Accent color S. To be used with 1½" surfaces.

Hutches with laminate sliding door – 36" H



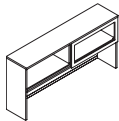
W x D x H (in)	W x D x H (mm)	Code	All Laminate (\$)	HPL Surfaces (\$)
<i>Sliding door covers half of the storage. Clearance: 17" (432 mm). 1 grommet. Full-width wire access. Can accommodate a tackboard, refer to page 36.</i>				
72 x 16 x 36	1800 x 400 x 900	M1NN-EC723616P	1,645	N/A
66 x 16 x 36	1650 x 400 x 900	M1NN-EC663616P	1,582	N/A
60 x 16 x 36	1500 x 400 x 900	M1NN-EC603616P	1,507	N/A
54 x 16 x 36	1350 x 400 x 900	M1NN-EC543616P	1,443	N/A
48 x 16 x 36	1200 x 400 x 900	M1NN-EC483616P	1,365	N/A

Edge N. Specify the accent color (A, S). To be used with 1" surfaces.

72 x 16 x 36	1800 x 400 x 900	M5_N-EC723616P	1,817	N/A
66 x 16 x 36	1650 x 400 x 900	M5_N-EC663616P	1,747	N/A
60 x 16 x 36	1500 x 400 x 900	M5_N-EC603616P	1,677	N/A
54 x 16 x 36	1350 x 400 x 900	M5_N-EC543616P	1,608	N/A
48 x 16 x 36	1200 x 400 x 900	M5_N-EC483616P	1,531	N/A

Specify the edge (N, 1, 2). Specify the accent color (A, S). To be used with 1½" surfaces.

Hutches with translucent sliding door – 36" H



Door insert option, change T to: X Matrix, add \$380.

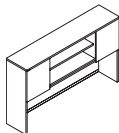
W x D x H (in)	W x D x H (mm)	Code	All Laminate (\$)	HPL Surfaces (\$)
<i>Sliding door covers half of the storage. Clearance: 17" (432 mm). 1 grommet. Full-width wire access. Can accommodate a tackboard, refer to page 36.</i>				
72 x 16 x 36	1800 x 400 x 900	M1NNS-EC723616T	2,037	N/A
66 x 16 x 36	1650 x 400 x 900	M1NNS-EC663616T	1,974	N/A
60 x 16 x 36	1500 x 400 x 900	M1NNS-EC603616T	1,905	N/A
54 x 16 x 36	1350 x 400 x 900	M1NNS-EC543616T	1,835	N/A
48 x 16 x 36	1200 x 400 x 900	M1NNS-EC483616T	1,766	N/A

Edge N. Accent color S. To be used with 1" surfaces.

72 x 16 x 36	1800 x 400 x 900	M5_NS-EC723616T	2,209	N/A
66 x 16 x 36	1650 x 400 x 900	M5_NS-EC663616T	2,139	N/A
60 x 16 x 36	1500 x 400 x 900	M5_NS-EC603616T	2,076	N/A
54 x 16 x 36	1350 x 400 x 900	M5_NS-EC543616T	1,999	N/A
48 x 16 x 36	1200 x 400 x 900	M5_NS-EC483616T	1,932	N/A

Specify the edge (N, 1, 2). Accent color S. To be used with 1½" surfaces.

Hutches with laminate doors, opened center – 44" H



W x D x H (in)	W x D x H (mm)	Code	All Laminate (\$)	HPL Surfaces (\$)
<i>Clearance: 20½" (513 mm). Adjustable shelves. 1 grommet. Full-width wire access. Can accommodate a tackboard, refer to page 36.</i>				
72 x 16 x 44	1800 x 400 x 1099	M1NN-E0724416P	1,424	N/A
66 x 16 x 44	1650 x 400 x 1099	M1NN-E0664416P	1,355	N/A
60 x 16 x 44	1500 x 400 x 1099	M1NN-E0604416P	1,299	N/A
54 x 16 x 44	1350 x 400 x 1099	M1NN-E0544416P	1,223	N/A
48 x 16 x 44	1200 x 400 x 1099	M1NN-E0484416P	1,164	N/A

Edge N. Specify the accent color (A, S). To be used with 1" surfaces.



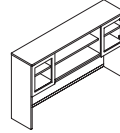
All Laminate (\$)
HPL Surfaces (\$)

Hutches with laminate doors, opened center – 44" H (cont'd)

W x D x H (in)	W x D x H (mm)	Code	All Laminate (\$)	HPL Surfaces (\$)
72 x 16 x 44	1800 x 400 x 1099	M5_N-E0724416P	1,571	N/A
66 x 16 x 44	1650 x 400 x 1099	M5_N-E0664416P	1,495	N/A
60 x 16 x 44	1500 x 400 x 1099	M5_N-E0604416P	1,436	N/A
54 x 16 x 44	1350 x 400 x 1099	M5_N-E0544416P	1,360	N/A
48 x 16 x 44	1200 x 400 x 1099	M5_N-E0484416P	1,278	N/A

Specify the edge (N, 1, 2). Specify the accent color (A, S). To be used with 1½" surfaces.

Hutches with translucent doors, opened center – 44" H



Door insert option, change T to: X Matrix, add \$253.

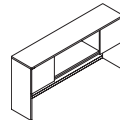
W x D x H (in)	W x D x H (mm)	Code	All Laminate (\$)	HPL Surfaces (\$)
<i>Clearance: 20½" (513 mm). Adjustable shelves. 1 grommet. Full-width wire access. Can accommodate a tackboard, refer to page 36.</i>				
72 x 16 x 44	1800 x 400 x 1099	M1NNS-E0724416T	1,741	N/A
66 x 16 x 44	1650 x 400 x 1099	M1NNS-E0664416T	1,671	N/A
60 x 16 x 44	1500 x 400 x 1099	M1NNS-E0604416T	1,615	N/A
54 x 16 x 44	1350 x 400 x 1099	M1NNS-E0544416T	1,538	N/A
48 x 16 x 44	1200 x 400 x 1099	M1NNS-E0484416T	1,479	N/A

Edge N. Accent color S. To be used with 1" surfaces.

72 x 16 x 44	1800 x 400 x 1099	M5_NS-E0724416T	1,886	N/A
66 x 16 x 44	1650 x 400 x 1099	M5_NS-E0664416T	1,810	N/A
60 x 16 x 44	1500 x 400 x 1099	M5_NS-E0604416T	1,752	N/A
54 x 16 x 44	1350 x 400 x 1099	M5_NS-E0544416T	1,677	N/A
48 x 16 x 44	1200 x 400 x 1099	M5_NS-E0484416T	1,594	N/A

Specify the edge (N, 1, 2). Accent color S. To be used with 1½" surfaces.

Hutches with laminate doors, opened center – 36" H



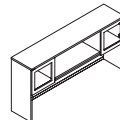
W x D x H (in)	W x D x H (mm)	Code	All Laminate (\$)	HPL Surfaces (\$)
<i>Clearance: 17" (432 mm). 1 grommet. Full-width wire access. Can accommodate a tackboard, refer to page 36.</i>				
72 x 16 x 36	1800 x 400 x 900	M1NN-E0723616P	1,289	N/A
66 x 16 x 36	1650 x 400 x 900	M1NN-E0663616P	1,223	N/A
60 x 16 x 36	1500 x 400 x 900	M1NN-E0603616P	1,164	N/A
54 x 16 x 36	1350 x 400 x 900	M1NN-E0543616P	1,095	N/A
48 x 16 x 36	1200 x 400 x 900	M1NN-E0483616P	1,033	N/A

Edge N. Specify the accent color (A, S). To be used with 1" surfaces.

72 x 16 x 36	1800 x 400 x 900	M5_N-E0723616P	1,436	N/A
66 x 16 x 36	1650 x 400 x 900	M5_N-E0663616P	1,360	N/A
60 x 16 x 36	1500 x 400 x 900	M5_N-E0603616P	1,304	N/A
54 x 16 x 36	1350 x 400 x 900	M5_N-E0543616P	1,229	N/A
48 x 16 x 36	1200 x 400 x 900	M5_N-E0483616P	1,147	N/A

Specify the edge (N, 1, 2). Specify the accent color (A, S). To be used with 1½" surfaces.

Hutches with translucent doors, opened center – 36" H



Door insert option, change T to: X Matrix, add \$253.

W x D x H (in)	W x D x H (mm)	Code	All Laminate (\$)	HPL Surfaces (\$)
<i>Clearance: 17" (432 mm). 1 grommet. Full-width wire access. Can accommodate a tackboard, refer to page 36.</i>				
72 x 16 x 36	1800 x 400 x 900	M1NNS-E0723616T	1,608	N/A
66 x 16 x 36	1650 x 400 x 900	M1NNS-E0663616T	1,538	N/A
60 x 16 x 36	1500 x 400 x 900	M1NNS-E0603616T	1,479	N/A
54 x 16 x 36	1350 x 400 x 900	M1NNS-E0543616T	1,412	N/A
48 x 16 x 36	1200 x 400 x 900	M1NNS-E0483616T	1,348	N/A

Edge N. Accent color S. To be used with 1" surfaces.

72 x 16 x 36	1800 x 400 x 900	M5_NS-E0723616T	1,752	N/A
66 x 16 x 36	1650 x 400 x 900	M5_NS-E0663616T	1,677	N/A
60 x 16 x 36	1500 x 400 x 900	M5_NS-E0603616T	1,620	N/A
54 x 16 x 36	1350 x 400 x 900	M5_NS-E0543616T	1,545	N/A
48 x 16 x 36	1200 x 400 x 900	M5_NS-E0483616T	1,463	N/A

Specify the edge (N, 1, 2). Accent color S. To be used with 1½" surfaces.

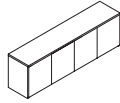


All HPL Laminate (\$)
Surfaces (\$)

Wall-mounted hutches with laminate doors – 22" H

Adjustable shelves. Hanger bar included for wall-mount installation. Can accommodate a tackboard, refer to page 36.

W x D x H (in)	W x D x H (mm)	Code	All Laminate (\$)	HPL Surfaces (\$)
72 x 16 x 22	1800 x 400 x 567	M1NNN-EM722216P	1,424	N/A
66 x 16 x 22	1650 x 400 x 567	M1NNN-EM662216P	1,355	N/A
60 x 16 x 22	1500 x 400 x 567	M1NNN-EM602216P	1,299	N/A
54 x 16 x 22	1350 x 400 x 567	M1NNN-EM542216P	1,223	N/A
48 x 16 x 22	1200 x 400 x 567	M1NNN-EM482216P	1,164	N/A



72" to 60": 4 doors
54" to 48": 3 doors

Edge N. To be used with 1" surfaces.

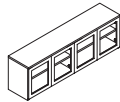
72 x 16 x 22	1800 x 400 x 567	M5_NN-EM722216P	1,571	N/A
66 x 16 x 22	1650 x 400 x 567	M5_NN-EM662216P	1,495	N/A
60 x 16 x 22	1500 x 400 x 567	M5_NN-EM602216P	1,436	N/A
54 x 16 x 22	1350 x 400 x 567	M5_NN-EM542216P	1,360	N/A
48 x 16 x 22	1200 x 400 x 567	M5_NN-EM482216P	1,278	N/A

Specify the edge (N, 1, 2). To be used with 1½" surfaces.

Wall-mounted hutches with translucent doors – 22" H

Adjustable shelves. Hanger bar included for wall-mount installation. Can accommodate a tackboard, refer to page 36.

W x D x H (in)	W x D x H (mm)	Code	All Laminate (\$)	HPL Surfaces (\$)
72 x 16 x 22	1800 x 400 x 567	M1NNS-EM722216T	2,057	N/A
66 x 16 x 22	1650 x 400 x 567	M1NNS-EM662216T	1,988	N/A
60 x 16 x 22	1500 x 400 x 567	M1NNS-EM602216T	1,932	N/A
54 x 16 x 22	1350 x 400 x 567	M1NNS-EM542216T	1,697	N/A
48 x 16 x 22	1200 x 400 x 567	M1NNS-EM482216T	1,639	N/A



Door insert option, change T to: X Matrix.
72" to 60": 4 doors
X Matrix, add \$507;
54" to 48": 3 doors
X Matrix, add \$380.

Edge N. Accent color S. To be used with 1" surfaces.

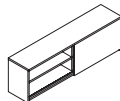
72 x 16 x 22	1800 x 400 x 567	M5_NS-EM722216T	2,203	N/A
66 x 16 x 22	1650 x 400 x 567	M5_NS-EM662216T	2,126	N/A
60 x 16 x 22	1500 x 400 x 567	M5_NS-EM602216T	2,070	N/A
54 x 16 x 22	1350 x 400 x 567	M5_NS-EM542216T	1,835	N/A
48 x 16 x 22	1200 x 400 x 567	M5_NS-EM482216T	1,752	N/A

Specify the edge (N, 1, 2). Accent color S. To be used with 1½" surfaces.

Wall-mounted hutches with laminate sliding door – 22" H

Adjustable shelves. Hanger bar included for wall-mount installation. Can accommodate a tackboard, refer to page 36.

W x D x H (in)	W x D x H (mm)	Code	All Laminate (\$)	HPL Surfaces (\$)
72 x 16 x 22	1800 x 400 x 567	M1NNN-EMC722216P	1,709	N/A
66 x 16 x 22	1650 x 400 x 567	M1NNN-EMC662216P	1,645	N/A
60 x 16 x 22	1500 x 400 x 567	M1NNN-EMC602216P	1,588	N/A
54 x 16 x 22	1350 x 400 x 567	M1NNN-EMC542216P	1,512	N/A
48 x 16 x 22	1200 x 400 x 567	M1NNN-EMC482216P	1,456	N/A



Edge N. To be used with 1" surfaces.

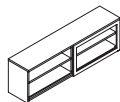
72 x 16 x 22	1800 x 400 x 567	M5_NN-EMC722216P	1,854	N/A
66 x 16 x 22	1650 x 400 x 567	M5_NN-EMC662216P	1,784	N/A
60 x 16 x 22	1500 x 400 x 567	M5_NN-EMC602216P	1,721	N/A
54 x 16 x 22	1350 x 400 x 567	M5_NN-EMC542216P	1,653	N/A
48 x 16 x 22	1200 x 400 x 567	M5_NN-EMC482216P	1,571	N/A

Specify the edge (N, 1, 2). To be used with 1½" surfaces.

Wall-mounted hutches with translucent sliding door – 22" H

Adjustable shelves. Hanger bar included for wall-mount installation. Can accommodate a tackboard, refer to page 36.

W x D x H (in)	W x D x H (mm)	Code	All Laminate (\$)	HPL Surfaces (\$)
72 x 16 x 22	1800 x 400 x 567	M1NNS-EMC722216T	2,090	N/A
66 x 16 x 22	1650 x 400 x 567	M1NNS-EMC662216T	2,024	N/A
60 x 16 x 22	1500 x 400 x 567	M1NNS-EMC602216T	1,967	N/A
54 x 16 x 22	1350 x 400 x 567	M1NNS-EMC542216T	1,892	N/A
48 x 16 x 22	1200 x 400 x 567	M1NNS-EMC482216T	1,835	N/A



Door insert option, change T to: X Matrix, add \$380.

Edge N. Accent color S. To be used with 1" surfaces.

Wall-mounted hutches with translucent sliding door – 22" H (cont'd)

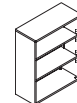
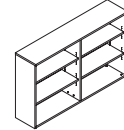
W x D x H (in)	W x D x H (mm)	Code	All Laminate (\$)	HPL Surfaces (\$)
72 x 16 x 22	1800 x 400 x 567	M5_NS-EMC722216T	2,235	N/A
66 x 16 x 22	1650 x 400 x 567	M5_NS-EMC662216T	2,164	N/A
60 x 16 x 22	1500 x 400 x 567	M5_NS-EMC602216T	2,101	N/A
54 x 16 x 22	1350 x 400 x 567	M5_NS-EMC542216T	2,031	N/A
48 x 16 x 22	1200 x 400 x 567	M5_NS-EMC482216T	1,949	N/A

Specify the edge (N, 1, 2). Accent color S. To be used with 1½" surfaces.

Open bookcase hutches – 44" H

Adjustable shelves. Can accommodate a tackboard, refer to page 36.

W x D x H (in)	W x D x H (mm)	Code	All Laminate (\$)	HPL Surfaces (\$)
72 x 16 x 44	1800 x 400 x 1099	M1NNN-EB724416	1,229	N/A
36 x 16 x 44	900 x 400 x 1099	M1NNN-EB364416	785	N/A



Edge N. To be used with 1" surfaces.

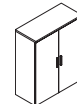
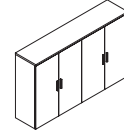
72 x 16 x 44	1800 x 400 x 1099	M5_NN-EB724416	1,365	N/A
36 x 16 x 44	900 x 400 x 1099	M5_NN-EB364416	848	N/A

Specify the edge (N, 1, 2). To be used with 1½" surfaces.

Bookcase hutches with doors – 44" H

Adjustable shelves. Can accommodate a tackboard, refer to page 36.

W x D x H (in)	W x D x H (mm)	Code	All Laminate (\$)	HPL Surfaces (\$)
72 x 16 x 44	1800 x 400 x 1099	M1N__-EB724416P	1,810	N/A
36 x 16 x 44	900 x 400 x 1099	M1N__-EB364416P	1,076	N/A



Edge N. Specify the handle code (A, C, K, W, Z). Specify the accent color (A, S). To be used with 1" surfaces.

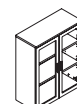
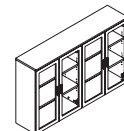
72 x 16 x 44	1800 x 400 x 1099	M5___-EB724416P	1,949	N/A
36 x 16 x 44	900 x 400 x 1099	M5___-EB364416P	1,147	N/A

Specify the edge (N, 1, 2). Specify the handle code (A, C, K, W, Z). Specify the accent color (A, S). To be used with 1½" surfaces.

Bookcase hutches with translucent doors – 44" H

Adjustable shelves. Can accommodate a tackboard, refer to page 36.

W x D x H (in)	W x D x H (mm)	Code	All Laminate (\$)	HPL Surfaces (\$)
72 x 16 x 44	1800 x 400 x 1099	M1N_S-EB724416T	2,821	N/A
36 x 16 x 44	900 x 400 x 1099	M1N_S-EB364416T	1,582	N/A



Edge N. Accent color S. Specify the handle code (A, C, K, W, Z). To be used with 1" surfaces.

72 x 16 x 44	1800 x 400 x 1099	M5_S-EB724416T	2,963	N/A
36 x 16 x 44	900 x 400 x 1099	M5_S-EB364416T	1,654	N/A

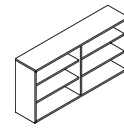
Specify the edge (N, 1, 2). Accent color S. Specify the handle code (A, C, K, W, Z). To be used with 1½" surfaces.

Door insert option, change T to: X Matrix, add \$1,012 for EB724416X; add \$507 for EB364416X.

Open bookcase hutches – 36" H

Adjustable shelves. Can accommodate a tackboard, refer to page 36.

W x D x H (in)	W x D x H (mm)	Code	All Laminate (\$)	HPL Surfaces (\$)
72 x 16 x 36	1800 x 400 x 900	M1NNN-EB723616	1,109	N/A
36 x 16 x 36	900 x 400 x 900	M1NNN-EB363616	704	N/A



Edge N. To be used with 1" surfaces.

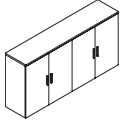
72 x 16 x 36	1800 x 400 x 900	M5_NN-EB723616	1,229	N/A
36 x 16 x 36	900 x 400 x 900	M5_NN-EB363616	765	N/A

Specify the edge (N, 1, 2). To be used with 1½" surfaces.



All Laminate (\$)
HPL Surfaces (\$)

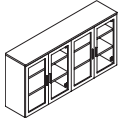
Bookcase hutches with laminate doors – 36" H



W x D x H (in)	W x D x H (mm)	Code	All Laminate (\$)	HPL Surfaces (\$)
<i>Adjustable shelves. Can accommodate a tackboard, refer to page 36.</i>				
72 x 16 x 36	1800 x 400 x 900	M1N__-EB723616P	1,634	N/A
36 x 16 x 36	900 x 400 x 900	M1N__-EB363616P	968	N/A
Edge N. Specify the handle code (A, C, K, W, Z). To be used with 1" surfaces.				
72 x 16 x 36	1800 x 400 x 900	M5__-EB723616P	1,752	N/A
36 x 16 x 36	900 x 400 x 900	M5__-EB363616P	1,033	N/A

Specify the edge (N, 1, 2). Specify the handle code (A, C, K, W, Z). To be used with 1½" surfaces.

Bookcase hutches with translucent doors – 36" H

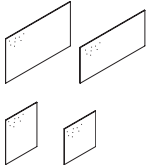


W x D x H (in)	W x D x H (mm)	Code	All Laminate (\$)	HPL Surfaces (\$)
<i>Adjustable shelves. Can accommodate a tackboard, refer to page 36.</i>				
72 x 16 x 36	1800 x 400 x 900	M1N_S-EB723616T	2,647	N/A
36 x 16 x 36	900 x 400 x 900	M1N_S-EB363616T	1,474	N/A
Edge N. Accent color S. Specify the handle code (A, C, K, W, Z). To be used with 1" surfaces.				
72 x 16 x 36	1800 x 400 x 900	M5N_S-EB723616T	2,766	N/A
36 x 16 x 36	900 x 400 x 900	M5N_S-EB363616T	1,538	N/A

Specify the edge (N, 1, 2). Accent color S. Specify the handle code (A, C, K, W, Z). To be used with 1½" surfaces.

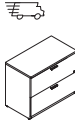
Door insert option, change T to:
X Matrix, add \$1,012 for EB723616X; add \$507 for EB363616X.

Tackboards



W x D x H (in)	W x D x H (mm)	Code	All Laminate (\$)	HPL Surfaces (\$)
<i>To be used on back of bookcase hutches. These prices are applicable for United Chair® Grade 1 and 2 fabrics. For other United Chair® grades add: Grade 3: 15%, Grade 4: 20%, Grade 5: 25%, Grade 6: 30%, Grade 7: 35%. For any other dimension, please contact the Quotations Department.</i>				
70 x 1½ x 42	1740 x 13 x 1040	MNNNN-TK7042EB	595	N/A
70 x 1½ x 34	1740 x 13 x 840	MNNNN-TK7034EB	557	N/A
34 x 1½ x 42	840 x 13 x 1040	MNNNN-TK3442EB	391	N/A
34 x 1½ x 34	840 x 13 x 840	MNNNN-TK3434EB	360	N/A

Lateral file units



W x D x H (in)	W x D x H (mm)	Code	All Laminate (\$)	HPL Surfaces (\$)
<i>2 file drawers with suspension bars. Lock. Optional counterweight to meet BIFMA standards, refer to page 149.</i>				
36 x 24 x 29¾	900 x 600 x 744	M_N_-2436LF	1,197	1,443
36 x 20 x 29¾	900 x 500 x 744	M_N_-2036LF	1,164	1,403
Specify the surface type (1, 2). Edge N. Specify the handle code (A, C, K, W, Z). Specify the accent color (A, S).				
36 x 24 x 29⅞	900 x 600 x 757	M____-2436LF	1,322	1,594
36 x 20 x 29⅞	900 x 500 x 757	M____-2036LF	1,284	1,538

Specify the surface type (5, 6). Specify the edge (N, 1, 2). Specify the handle code (A, C, K, W, Z). Specify the accent color (A, S).

Open lateral file units



W x D x H (in)	W x D x H (mm)	Code	All Laminate (\$)	HPL Surfaces (\$)
<i>1 file drawer with suspension bar. Lock. Optional counterweight to meet BIFMA standards, refer to page 149.</i>				
36 x 24 x 29¾	900 x 600 x 744	M_N_-SLF2436	924	1,114
36 x 20 x 29¾	900 x 500 x 744	M_N_-SLF2036	886	1,064
Specify the surface type (1, 2). Edge N. Specify the handle code (A, C, K, W, Z). Specify the accent color (A, S).				
36 x 24 x 29⅞	900 x 600 x 757	M____-SLF2436	1,044	1,261
36 x 20 x 29⅞	900 x 500 x 757	M____-SLF2036	1,007	1,202

Specify the surface type (5, 6). Specify the edge (N, 1, 2). Specify the handle code (A, C, K, W, Z). Specify the accent color (A, S).



All Laminate (\$)
HPL Surfaces (\$)

Bookcase units



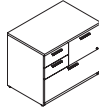
W x D x H (in)	W x D x H (mm)	Code	All Laminate (\$)	HPL Surfaces (\$)
<i>Bookcase with doors and adjustable shelf.</i>				
36 x 24 x 29¾	900 x 600 x 744	M_N_-2436B	1,033	1,245
36 x 20 x 29¾	900 x 500 x 744	M_N_-2036B	981	1,183

Specify the surface type (1, 2). Edge N. Specify the handle code (A, C, K, W, Z). Specify the accent color (A, S).

36 x 24 x 29⅞	900 x 600 x 757	M____-2436B	1,164	1,403
36 x 20 x 29⅞	900 x 500 x 757	M____-2036B	1,119	1,342

Specify the surface type (5, 6). Specify the edge (N, 1, 2). Specify the handle code (A, C, K, W, Z). Specify the accent color (A, S).

Combined pedestals



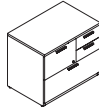
W x D x H (in)	W x D x H (mm)	Code	All Laminate (\$)	HPL Surfaces (\$)
<i>2 box drawers on left, 2 file drawers with suspension bars. Lock. Pencil tray. Optional counterweight to meet BIFMA standards, refer to page 149.</i>				
36 x 24 x 29	900 x 600 x 744	M_N_-2436CO	1,512	1,626
30 x 24 x 29	750 x 600 x 744	M_N_-2430CO	1,468	1,582
36 x 20 x 29	900 x 500 x 744	M_N_-2036CO	1,468	1,582
30 x 20 x 29	750 x 500 x 744	M_N_-2030CO	1,430	1,538

Specify the surface type (1, 2). Edge N. Specify the handle code (A, C, K, W, Z). Specify the accent color (A, S).

36 x 24 x 29½	900 x 600 x 757	M____-2436CO	1,664	1,791
30 x 24 x 29½	750 x 600 x 757	M____-2430CO	1,615	1,736
36 x 20 x 29½	900 x 500 x 757	M____-2036CO	1,615	1,736
30 x 20 x 29½	750 x 500 x 757	M____-2030CO	1,577	1,684

Specify the surface type (5, 6). Specify the edge (N, 1, 2). Specify the handle code (A, C, K, W, Z). Specify the accent color (A, S).

Combined pedestals



W x D x H (in)	W x D x H (mm)	Code	All Laminate (\$)	HPL Surfaces (\$)
<i>2 box drawers on right, 2 file drawers with suspension bars. Lock. Pencil tray. Optional counterweight to meet BIFMA standards, refer to page 149.</i>				
36 x 24 x 29	900 x 600 x 744	M_N_-C02436	1,512	1,626
30 x 24 x 29	750 x 600 x 744	M_N_-C02430	1,468	1,582
36 x 20 x 29	900 x 500 x 744	M_N_-C02036	1,468	1,582
30 x 20 x 29	750 x 500 x 744	M_N_-C02030	1,430	1,538

Specify the surface type (1, 2). Edge N. Specify the handle code (A, C, K, W, Z). Specify the accent color (A, S).

36 x 24 x 29½	900 x 600 x 757	M____-C02436	1,664	1,791
30 x 24 x 29½	750 x 600 x 757	M____-C02430	1,615	1,736
36 x 20 x 29½	900 x 500 x 757	M____-C02036	1,615	1,736
30 x 20 x 29½	750 x 500 x 757	M____-C02030	1,577	1,684

Specify the surface type (5, 6). Specify the edge (N, 1, 2). Specify the handle code (A, C, K, W, Z). Specify the accent color (A, S).

Modular lateral files



W x D x H (in)	W x D x H (mm)	Code	All Laminate (\$)	HPL Surfaces (\$)
<i>2 file drawers with suspension bars. Lock. Must be installed under a work surface. 1 tone only.</i>				
36 x 18 x 28	900 x 466 x 719	MNN_-1836LFL	1,134	N/A
30 x 18 x 28	750 x 466 x 719	MNN_-1830LFL	1,101	N/A
Specify the handle code (A, C, K, W, Z). Specify the accent color (A, S).				

Modular combined pedestals



W x D x H (in)	W x D x H (mm)	Code	All Laminate (\$)	HPL Surfaces (\$)
<i>2 box drawers on left, 2 file drawers with suspension bars. Lock. Pencil tray. Must be installed under a work surface. 1 tone only.</i>				
36 x 18 x 28	900 x 466 x 719	MNN_-1836COL	1,403	N/A
30 x 18 x 28	750 x 466 x 719	MNN_-1830COL	1,310	N/A
Specify the handle code (A, C, K, W, Z). Specify the accent color (A, S).				

Modular combined pedestals



W x D x H (in)	W x D x H (mm)	Code	All Laminate (\$)	HPL Surfaces (\$)
<i>2 box drawers on right, 2 file drawers with suspension bars. Lock. Pencil tray. Must be installed under a work surface. 1 tone only.</i>				
36 x 18 x 28	900 x 466 x 719	MNN_-C01836L	1,403	N/A
30 x 18 x 28	750 x 466 x 719	MNN_-C01830L	1,310	N/A
Specify the handle code (A, C, K, W, Z). Specify the accent color (A, S).				



All HPL Laminate (\$) Surfaces (\$)

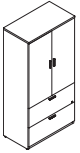
Modular bookcases with doors



W x D x H (in)	W x D x H (mm)	Code	All Laminate (\$)	HPL Surfaces (\$)
<i>1 adjustable shelf. Lock. Must be installed under a work surface. 1 tone only.</i>				
36 x 18 x 28	900 x 466 x 719	MNN_-1836BL	968	N/A
30 x 18 x 28	750 x 466 x 719	MNN_-1830BL	918	N/A

Specify the handle code (A, C, K, W, Z). Specify the accent color (A, S).

Storage / lateral file cabinets with laminate doors



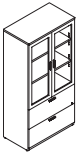
W x D x H (in)	W x D x H (mm)	Code	All Laminate (\$)	HPL Surfaces (\$)
<i>Bookcase with doors, 2 adjustable shelves. 2 file drawers with suspension bars. Lock on drawers.</i>				
36 x 24 x 73 3/8	900 x 600 x 1844	M1N_-243673LFB	2,196	N/A
36 x 20 x 73 3/8	900 x 500 x 1844	M1N_-203673LFB	1,988	N/A

Edge N. Specify the handle code (A, C, K, W, Z). Specify the accent color (A, S). To be used with 1" surfaces.

36 x 24 x 73 3/8	900 x 600 x 1856	M5_-243673LFB	2,462	N/A
36 x 20 x 73 3/8	900 x 500 x 1856	M5_-203673LFB	2,250	N/A

Specify the edge (N, 1, 2). Specify the handle code (A, C, K, W, Z). Specify the accent color (A, S). To be used with 1 1/2" surfaces.

Storage / lateral file cabinets with translucent doors



W x D x H (in)	W x D x H (mm)	Code	All Laminate (\$)	HPL Surfaces (\$)
<i>Bookcase with doors, 2 adjustable shelves. 2 file drawers with suspension bars. Lock on drawers.</i>				
36 x 24 x 73 3/8	900 x 600 x 1844	M1N_S-243673LFBT	2,702	N/A
36 x 20 x 73 3/8	900 x 500 x 1844	M1N_S-203673LFBT	2,495	N/A

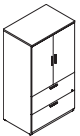
Edge N. Specify the handle code (A, C, K, W, Z). Accent color S. To be used with 1" surfaces.

36 x 24 x 73 3/8	900 x 600 x 1856	M5_S-243673LFBT	2,873	N/A
36 x 20 x 73 3/8	900 x 500 x 1856	M5_S-203673LFBT	2,670	N/A

Specify the edge (N, 1, 2). Specify the handle code (A, C, K, W, Z). Accent color S. To be used with 1 1/2" surfaces.

Door insert option, change T to: X Matrix, add \$632.

Storage / lateral file cabinets with laminate doors



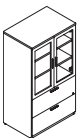
W x D x H (in)	W x D x H (mm)	Code	All Laminate (\$)	HPL Surfaces (\$)
<i>Bookcase with doors, 2 adjustable shelves. 2 file drawers with suspension bars. Lock on drawers.</i>				
36 x 24 x 65 3/8	900 x 600 x 1644	M1N_-243665LFB	2,121	N/A
36 x 20 x 65 3/8	900 x 500 x 1644	M1N_-203665LFB	1,910	N/A

Edge N. Specify the handle code (A, C, K, W, Z). Specify the accent color (A, S). To be used with 1" surfaces.

36 x 24 x 65 3/8	900 x 600 x 1657	M5_-243665LFB	2,291	N/A
36 x 20 x 65 3/8	900 x 500 x 1657	M5_-203665LFB	2,090	N/A

Specify the edge (N, 1, 2). Specify the handle code (A, C, K, W, Z). Specify the accent color (A, S). To be used with 1 1/2" surfaces.

Storage / lateral file cabinets with translucent doors



W x D x H (in)	W x D x H (mm)	Code	All Laminate (\$)	HPL Surfaces (\$)
<i>Bookcase with doors, 2 adjustable shelves. 2 file drawers with suspension bars. Lock on drawers.</i>				
36 x 24 x 65 3/8	900 x 600 x 1644	M1N_S-243665LFBT	2,647	N/A
36 x 20 x 65 3/8	900 x 500 x 1644	M1N_S-203665LFBT	2,436	N/A

Edge N. Specify the handle code (A, C, K, W, Z). Accent color S. To be used with 1" surfaces.

36 x 24 x 65 3/8	900 x 600 x 1657	M5_S-243665LFBT	2,816	N/A
36 x 20 x 65 3/8	900 x 500 x 1657	M5_S-203665LFBT	2,616	N/A

Specify the edge (N, 1, 2). Specify the handle code (A, C, K, W, Z). Accent color S. To be used with 1 1/2" surfaces.

Door insert option, change T to: X Matrix, add \$632.

Storage / lateral file cabinets with pigeonholes and laminate doors



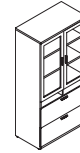
W x D x H (in)	W x D x H (mm)	Code	All Laminate (\$)	HPL Surfaces (\$)
<i>Bookcase with doors, 2 adjustable shelves. 2 pigeonholes. 2 file drawers with suspension bars. Lock on drawers.</i>				
36 x 24 x 73 3/8	900 x 600 x 1844	M1N_-243673LDB	2,329	N/A
36 x 20 x 73 3/8	900 x 500 x 1844	M1N_-203673LDB	2,121	N/A

Edge N. Specify the handle code (A, C, K, W, Z). Specify the accent color (A, S). To be used with 1" surfaces.

36 x 24 x 73 3/8	900 x 600 x 1856	M5_-243673LDB	2,501	N/A
36 x 20 x 73 3/8	900 x 500 x 1856	M5_-203673LDB	2,298	N/A

Specify the edge (N, 1, 2). Specify the handle code (A, C, K, W, Z). Specify the accent color (A, S). To be used with 1 1/2" surfaces.

Storage / lateral file cabinets with pigeonholes and translucent doors



W x D x H (in)	W x D x H (mm)	Code	All Laminate (\$)	HPL Surfaces (\$)
<i>Bookcase with doors, 2 adjustable shelves. 2 pigeonholes. 2 file drawers with suspension bars. Lock on drawers.</i>				
36 x 24 x 73 3/8	900 x 600 x 1844	M1N_S-243673LDBT	2,836	N/A
36 x 20 x 73 3/8	900 x 500 x 1844	M1N_S-203673LDBT	2,626	N/A

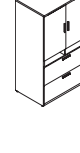
Edge N. Specify the handle code (A, C, K, W, Z). Accent color S. To be used with 1" surfaces.

36 x 24 x 73 3/8	900 x 600 x 1856	M5_S-243673LDBT	3,006	N/A
36 x 20 x 73 3/8	900 x 500 x 1856	M5_S-203673LDBT	2,806	N/A

Specify the edge (N, 1, 2). Specify the handle code (A, C, K, W, Z). Accent color S. To be used with 1 1/2" surfaces.

Door insert option, change T to: X Matrix, add \$632.

Storage / lateral file cabinets with pigeonholes and laminate doors



W x D x H (in)	W x D x H (mm)	Code	All Laminate (\$)	HPL Surfaces (\$)
<i>Bookcase with doors, 2 adjustable shelves. 2 pigeonholes. 2 file drawers with suspension bars. Lock on drawers.</i>				
36 x 24 x 65 3/8	900 x 600 x 1644	M1N_-243665LDB	2,253	N/A
36 x 20 x 65 3/8	900 x 500 x 1644	M1N_-203665LDB	2,037	N/A

Edge N. Specify the handle code (A, C, K, W, Z). Specify the accent color (A, S). To be used with 1" surfaces.

36 x 24 x 65 3/8	900 x 600 x 1657	M5_-243665LDB	2,426	N/A
36 x 20 x 65 3/8	900 x 500 x 1657	M5_-203665LDB	2,214	N/A

Specify the edge (N, 1, 2). Specify the handle code (A, C, K, W, Z). Specify the accent color (A, S). To be used with 1 1/2" surfaces.

Storage / lateral file cabinets with pigeonholes and translucent doors



W x D x H (in)	W x D x H (mm)	Code	All Laminate (\$)	HPL Surfaces (\$)
<i>Bookcase with doors, 2 adjustable shelves. 2 pigeonholes. 2 file drawers with suspension bars. Lock on drawers.</i>				
36 x 24 x 65 3/8	900 x 600 x 1644	M1N_S-243665LDBT	2,779	N/A
36 x 20 x 65 3/8	900 x 500 x 1644	M1N_S-203665LDBT	2,570	N/A

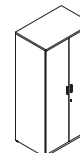
Edge N. Specify the handle code (A, C, K, W, Z). Accent color S. To be used with 1" surfaces.

36 x 24 x 65 3/8	900 x 600 x 1657	M5_S-243665LDBT	2,948	N/A
36 x 20 x 65 3/8	900 x 500 x 1657	M5_S-203665LDBT	2,747	N/A

Specify the edge (N, 1, 2). Specify the handle code (A, C, K, W, Z). Accent color S. To be used with 1 1/2" surfaces.

Door insert option, change T to: X Matrix, add \$632.

Storage cabinets with laminate doors



W x D x H (in)	W x D x H (mm)	Code	All Laminate (\$)	HPL Surfaces (\$)
<i>3 adjustable shelves. 1 full-width fixed shelf. Lock.</i>				
36 x 24 x 73 3/8	900 x 600 x 1844	M1N_-243673B	1,874	N/A
36 x 20 x 73 3/8	900 x 500 x 1844	M1N_-203673B	1,736	N/A

Edge N. Specify the handle code (A, C, K, W, Z). Specify the accent color (A, S). To be used with 1" surfaces.

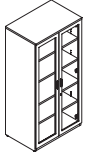
36 x 24 x 73 3/8	900 x 600 x 1856	M5_-243673B	2,070	N/A
36 x 20 x 73 3/8	900 x 500 x 1856	M5_-203673B	1,910	N/A

Specify the edge (N, 1, 2). Specify the handle code (A, C, K, W, Z). Specify the accent color (A, S). To be used with 1 1/2" surfaces.



All Laminate (\$)
HPL Surfaces (\$)

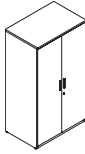
Storage cabinets with translucent doors



Door insert option, change T to: X Matrix, add \$1,012.

W x D x H (in)	W x D x H (mm)	Code	All Laminate (\$)	HPL Surfaces (\$)
<i>3 adjustable shelves. 1 full-width fixed shelf. Lock.</i>				
36 x 24 x 73 ³ / ₈	900 x 600 x 1844	M1N_S-243673BT	2,886	N/A
36 x 20 x 73 ³ / ₈	900 x 500 x 1844	M1N_S-203673BT	2,747	N/A
Edge N. Specify the handle code (A, C, K, W, Z). Accent color S. To be used with 1" surfaces.				
36 x 24 x 73 ³ / ₈	900 x 600 x 1856	M5_S-243673BT	3,082	N/A
36 x 20 x 73 ³ / ₈	900 x 500 x 1856	M5_S-203673BT	2,924	N/A
Specify the edge (N, 1, 2). Specify the handle code (A, C, K, W, Z). Accent color S. To be used with 1¹/₂" surfaces.				

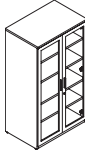
Storage cabinets with laminate doors



Door insert option, change T to: X Matrix, add \$1,012.

W x D x H (in)	W x D x H (mm)	Code	All Laminate (\$)	HPL Surfaces (\$)
<i>3 adjustable shelves. 1 full-width fixed shelf. Lock.</i>				
36 x 24 x 65 ³ / ₈	900 x 600 x 1644	M1N_-243665B	1,799	N/A
36 x 20 x 65 ³ / ₈	900 x 500 x 1644	M1N_-203665B	1,653	N/A
Edge N. Specify the handle code (A, C, K, W, Z). Specify the accent color (A, S). To be used with 1" surfaces.				
36 x 24 x 65 ³ / ₈	900 x 600 x 1657	M5_-243665B	1,987	N/A
36 x 20 x 65 ³ / ₈	900 x 500 x 1657	M5_-203665B	1,829	N/A
Specify the edge (N, 1, 2). Specify the handle code (A, C, K, W, Z). Specify the accent color (A, S). To be used with 1¹/₂" surfaces.				

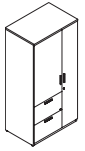
Storage cabinets with translucent doors



Door insert option, change T to: X Matrix, add \$1,012.

W x D x H (in)	W x D x H (mm)	Code	All Laminate (\$)	HPL Surfaces (\$)
<i>3 adjustable shelves. 1 full-width fixed shelf. Lock.</i>				
36 x 24 x 65 ³ / ₈	900 x 600 x 1644	M1N_S-243665BT	2,849	N/A
36 x 20 x 65 ³ / ₈	900 x 500 x 1644	M1N_S-203665BT	2,702	N/A
Edge N. Specify the handle code (A, C, K, W, Z). Accent color S. To be used with 1" surfaces.				
36 x 24 x 65 ³ / ₈	900 x 600 x 1657	M5_S-243665BT	3,038	N/A
36 x 20 x 65 ³ / ₈	900 x 500 x 1657	M5_S-203665BT	2,886	N/A
Specify the edge (N, 1, 2). Specify the handle code (A, C, K, W, Z). Accent color S. To be used with 1¹/₂" surfaces.				

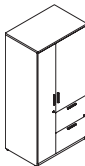
Combined storage cabinets with laminate doors



Door insert option, change T to: X Matrix, add \$1,012.

W x D x H (in)	W x D x H (mm)	Code	All Laminate (\$)	HPL Surfaces (\$)
<i>2 file drawers with suspension bars. Clothes hanger bar and 1 fixed shelf on wardrobe side (10³/₄" - 275 mm). 2 adjustable shelves. Lock on drawers and on full-height door.</i>				
36 x 24 x 73 ³ / ₈	900 x 600 x 1844	M1N_-243673FFB	2,975	N/A
36 x 20 x 73 ³ / ₈	900 x 500 x 1844	M1N_-203673FFB	2,842	N/A
36 x 24 x 65 ³ / ₈	900 x 600 x 1644	M1N_-243665FFB	2,899	N/A
36 x 20 x 65 ³ / ₈	900 x 500 x 1644	M1N_-203665FFB	2,766	N/A
Edge N. Specify the handle code (A, C, K, W, Z). Specify the accent color (A, S). To be used with 1" surfaces.				
36 x 24 x 73 ³ / ₈	900 x 600 x 1856	M5_-243673FFB	3,253	N/A
36 x 20 x 73 ³ / ₈	900 x 500 x 1856	M5_-203673FFB	3,120	N/A
36 x 24 x 65 ³ / ₈	900 x 600 x 1657	M5_-243665FFB	3,171	N/A
36 x 20 x 65 ³ / ₈	900 x 500 x 1657	M5_-203665FFB	3,038	N/A
Specify the edge (N, 1, 2). Specify the handle code (A, C, K, W, Z). Specify the accent color (A, S). To be used with 1¹/₂" surfaces.				

Combined storage cabinets with laminate doors



Door insert option, change T to: X Matrix, add \$1,012.

W x D x H (in)	W x D x H (mm)	Code	All Laminate (\$)	HPL Surfaces (\$)
<i>2 file drawers with suspension bars. Clothes hanger bar and 1 fixed shelf on wardrobe side (10³/₄" - 275 mm). 2 adjustable shelves. Lock on drawers and on full-height door.</i>				
36 x 24 x 73 ³ / ₈	900 x 600 x 1844	M1N_-243673BFF	2,975	N/A
36 x 20 x 73 ³ / ₈	900 x 500 x 1844	M1N_-203673BFF	2,842	N/A
36 x 24 x 65 ³ / ₈	900 x 600 x 1644	M1N_-243665BFF	2,899	N/A
36 x 20 x 65 ³ / ₈	900 x 500 x 1644	M1N_-203665BFF	2,766	N/A
Edge N. Specify the handle code (A, C, K, W, Z). Specify the accent color (A, S). To be used with 1" surfaces.				

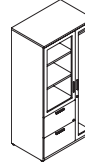


All Laminate (\$)
HPL Surfaces (\$)

Combined storage cabinets with laminate doors (cont'd)

W x D x H (in)	W x D x H (mm)	Code	All Laminate (\$)	HPL Surfaces (\$)
36 x 24 x 73 ³ / ₈	900 x 600 x 1856	M5_-243673BFF	3,253	N/A
36 x 20 x 73 ³ / ₈	900 x 500 x 1856	M5_-203673BFF	3,120	N/A
36 x 24 x 65 ³ / ₈	900 x 600 x 1657	M5_-243665BFF	3,171	N/A
36 x 20 x 65 ³ / ₈	900 x 500 x 1657	M5_-203665BFF	3,038	N/A
Specify the edge (N, 1, 2). Specify the handle code (A, C, K, W, Z). Specify the accent color (A, S). To be used with 1¹/₂" surfaces.				

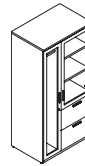
Combined storage cabinets with translucent doors



Door insert option, change T to: X Matrix, add \$759.

W x D x H (in)	W x D x H (mm)	Code	All Laminate (\$)	HPL Surfaces (\$)
<i>2 file drawers with suspension bars. Clothes hanger bar and 1 fixed shelf on wardrobe side (10³/₄" - 275 mm). 2 adjustable shelves. Lock on drawers and on full-height door.</i>				
36 x 24 x 73 ³ / ₈	900 x 600 x 1844	M1N_S-243673FFBT	3,766	N/A
36 x 20 x 73 ³ / ₈	900 x 500 x 1844	M1N_S-203673FFBT	3,633	N/A
36 x 24 x 65 ³ / ₈	900 x 600 x 1644	M1N_S-243665FFBT	3,683	N/A
36 x 20 x 65 ³ / ₈	900 x 500 x 1644	M1N_S-203665FFBT	3,555	N/A
Edge N. Specify the handle code (A, C, K, W, Z). Accent color S. To be used with 1" surfaces.				
36 x 24 x 73 ³ / ₈	900 x 600 x 1856	M5_S-243673FFBT	4,045	N/A
36 x 20 x 73 ³ / ₈	900 x 500 x 1856	M5_S-203673FFBT	3,910	N/A
36 x 24 x 65 ³ / ₈	900 x 600 x 1657	M5_S-243665FFBT	3,963	N/A
36 x 20 x 65 ³ / ₈	900 x 500 x 1657	M5_S-203665FFBT	3,828	N/A
Specify the edge (N, 1, 2). Specify the handle code (A, C, K, W, Z). Accent color S. To be used with 1¹/₂" surfaces.				

Combined storage cabinets with translucent doors




Door insert option, change T to: X Matrix, add \$759.

W x D x H (in)	W x D x H (mm)	Code	All Laminate (\$)	HPL Surfaces (\$)
<i>2 file drawers with suspension bars. Clothes hanger bar and 1 fixed shelf on wardrobe side (10³/₄" - 275 mm). 2 adjustable shelves. Lock on drawers and on full-height door.</i>				
36 x 24 x 73 ³ / ₈	900 x 600 x 1844	M1N_S-243673BFFT	3,766	N/A
36 x 20 x 73 ³ / ₈	900 x 500 x 1844	M1N_S-203673BFFT	3,633	N/A
36 x 24 x 65 ³ / ₈	900 x 600 x 1644	M1N_S-243665BFFT	3,683	N/A
36 x 20 x 65 ³ / ₈	900 x 500 x 1644	M1N_S-203665BFFT	3,555	N/A
Edge N. Specify the handle code (A, C, K, W, Z). Accent color S. To be used with 1" surfaces.				
36 x 24 x 73 ³ / ₈	900 x 600 x 1856	M5_S-243673BFFT	4,045	N/A
36 x 20 x 73 ³ / ₈	900 x 500 x 1856	M5_S-203673BFFT	3,910	N/A
36 x 24 x 65 ³ / ₈	900 x 600 x 1657	M5_S-243665BFFT	3,963	N/A
36 x 20 x 65 ³ / ₈	900 x 500 x 1657	M5_S-203665BFFT	3,828	N/A
Specify the edge (N, 1, 2). Specify the handle code (A, C, K, W, Z). Accent color S. To be used with 1¹/₂" surfaces.				

Wardrobe units



Open right (CR)



Open left (CL)

W x D x H (in)	W x D x H (mm)	Code	All Laminate (\$)	HPL Surfaces (\$)
<i>Clothes hanger bar and 1 fixed shelf. Lock.</i>				
18 x 24 x 73 ³ / ₈	450 x 600 x 1844	M1N_-241873C_	1,512	N/A
18 x 20 x 73 ³ / ₈	450 x 500 x 1844	M1N_-201873C_	1,360	N/A
18 x 24 x 65 ³ / ₈	450 x 600 x 1644	M1N_-241865C_	1,436	N/A
18 x 20 x 65 ³ / ₈	450 x 500 x 1644	M1N_-201865C_	1,284	N/A
Edge N. Specify the handle code (A, C, K, W, Z). Specify the accent color (A, S). Specify the opening at the end of the code: on right (R) or on left (L). To be used with 1" surfaces.				
18 x 24 x 73 ³ / ₈	450 x 600 x 1856	M5_-241873C_	1,582	N/A
18 x 20 x 73 ³ / ₈	450 x 500 x 1856	M5_-201873C_	1,419	N/A
18 x 24 x 65 ³ / ₈	450 x 600 x 1657	M5_-241865C_	1,500	N/A
18 x 20 x 65 ³ / ₈	450 x 500 x 1657	M5_-201865C_	1,337	N/A
Specify the edge (N, 1, 2). Specify the handle code (A, C, K, W, Z). Specify the accent color (A, S). Specify the opening at the end of the code: on right (R) or on left (L). To be used with 1¹/₂" surfaces.				



All Laminate (\$)
HPL Surfaces (\$)

Wardrobe units



Open right (CRT)



Open left (CLT)

Door insert option, specify at the end of the code: X Matrix, add \$380.

W x D x H (in)	W x D x H (mm)	Code	All Laminate (\$)	HPL Surfaces (\$)
<i>Full-width clothes hanger bar and 1 fixed shelf. Lock.</i>				
18 x 24 x 73 ⁷ / ₈	450 x 600 x 1844	M1N__-241873C_T	1,892	N/A
18 x 20 x 73 ⁷ / ₈	450 x 500 x 1844	M1N__-201873C_T	1,741	N/A
18 x 24 x 65 ⁷ / ₈	450 x 600 x 1644	M1N__-241865C_T	1,817	N/A
18 x 20 x 65 ⁷ / ₈	450 x 500 x 1644	M1N__-201865C_T	1,664	N/A

Edge N. Specify the handle code (A, C, K, W, Z). Specify the accent color (A, S). Specify the opening at the end of the code: on right (R) or on left (L). To be used with 1" surfaces.

18 x 24 x 73 ⁷ / ₈	450 x 600 x 1856	M5__-241873C_T	1,961	N/A
18 x 20 x 73 ⁷ / ₈	450 x 500 x 1856	M5__-201873C_T	1,799	N/A
18 x 24 x 65 ⁷ / ₈	450 x 600 x 1657	M5__-241865C_T	1,880	N/A
18 x 20 x 65 ⁷ / ₈	450 x 500 x 1657	M5__-201865C_T	1,715	N/A

Specify the edge (N, 1, 2). Specify the handle code (A, C, K, W, Z). Specify the accent color (A, S). Specify the opening at the end of the code: on right (R) or on left (L). To be used with 1½" surfaces.

Personal storage tower – left



1 box drawer, 2 file drawers with suspension bars. Lock controls file drawers. Wardrobe with coat hanger bar. Pencil tray.

24 x 24 x 49	600 x 600 x 1234	MNN__-PB242449	2,121	N/A
--------------	------------------	----------------	-------	-----

Specify the handle code (A, C, K, W, Z). Specify the accent color (A, S).

Personal storage tower – right

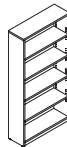


1 box drawer, 2 file drawers with suspension bars. Lock controls file drawers. Wardrobe with coat hanger bar. Pencil tray.

24 x 24 x 49	600 x 600 x 1234	MNN__-P242449B	2,121	N/A
--------------	------------------	----------------	-------	-----

Specify the handle code (A, C, K, W, Z). Specify the accent color (A, S).

Open bookcases



4 adjustable shelves.

36 x 14 x 73 ⁷ / ₈	900 x 350 x 1844	M1NNN-B367314	975	N/A
36 x 14 x 65 ⁷ / ₈	900 x 350 x 1644	M1NNN-B366514	911	N/A

Edge N. To be used with 1" surfaces.

2 adjustable shelves.

36 x 14 x 73 ⁷ / ₈	900 x 350 x 1856	M5_NN-B367314	1,083	N/A
36 x 14 x 65 ⁷ / ₈	900 x 350 x 1697	M5_NN-B366514	1,012	N/A

Specify the edge (N, 1, 2). To be used with 1½" surfaces.

Additional shelf



Additional shelf.

36 x 13 x 1	846 x 325 x 25	MNNNN-TB3614.1E	132	N/A
-------------	----------------	-----------------	-----	-----

Modular pedestals



2 box drawers, 1 file drawer with suspension bar. Pencil tray. Lock. Must be installed under a work surface. 1 tone only.

15 x 24 x 28	388 x 598 x 719	MNN__-P1524UFL	1,001	N/A
15 x 18 x 28	388 x 466 x 719	MNN__-P1518UFL	924	N/A

Specify the handle code (A, C, K, W, Z). Specify the accent color (A, S).

Modular pedestals



2 file drawers with suspension bars. Lock. Must be installed under a work surface. 1 tone only.

15 x 24 x 28	388 x 598 x 719	MNN__-P1524FFL	968	N/A
15 x 18 x 28	388 x 466 x 719	MNN__-P1518FFL	866	N/A

Specify the handle code (A, C, K, W, Z). Specify the accent color (A, S).

Modular pedestal – Laptop storage



W x D x H (in) W x D x H (mm) Code

1 box drawer with space/shelf to accommodate a laptop, 1 file drawer with suspension bar. Pencil tray. Lock. Must be installed under a work surface. 1 tone only.

15 x 18 x 28	388 x 448 x 719	MNN__-P1518CUFL	1,007	N/A
--------------	-----------------	-----------------	-------	-----

Specify the handle code (A, C, K, W, Z). Specify the accent color (A, S).

Modular pedestal – Recycle bin storage



1 box drawer, 1 door with space to accommodate recycling box. Space available of 14" W x 16⁷/₈" D x 17³/₈" H (355 mm W x 429 mm D x 440 mm H). Pencil tray. Lock. Must be installed under a work surface. 1 tone only.

18 x 18 x 28	448 x 448 x 719	MNN__-P1818URL	899	N/A
--------------	-----------------	----------------	-----	-----

Specify the handle code (A, C, K, W, Z). Specify the accent color (A, S).

Hanging pedestal



1 box drawer and 1 file drawer with suspension bar. Pencil tray. Lock. Must be installed under a work surface. 1 tone only.

15 x 17½ x 19	388 x 448 x 489	MNN__-F	765	N/A
---------------	-----------------	---------	-----	-----

Specify the handle code (A, C, K, W, Z). Specify the accent color (A, S).

Metal pedestal



2 box drawers, 1 file drawer with suspension bar. Pencil tray. Lock. Charcoal metal body and laminate drawer fronts. Lock. Must be installed under a work surface.

15 x 22 x 28	372 x 554 x 713	MNN__-PM1522UFL	622	N/A
--------------	-----------------	-----------------	-----	-----

Specify the handle code (A, C, K, W, Z). Specify the accent color (A, S).

Metal pedestal



2 file drawers with suspension bars. Lock. Charcoal metal body and laminate drawer fronts. Must be installed under a work surface.

15 x 22 x 28	372 x 554 x 713	MNN__-PM1522FFL	595	N/A
--------------	-----------------	-----------------	-----	-----

Specify the handle code (A, C, K, W, Z). Specify the accent color (A, S).

Charcoal metal pedestal



1 box drawer and 1 file drawer with suspension bar. Pencil tray. Lock. Charcoal metal body and laminate drawer fronts. Must be installed under a work surface.

15 x 22 x 28	372 x 554 x 713	MNN__-P1522UFL	550	N/A
--------------	-----------------	----------------	-----	-----

Specify the handle code (A, C, K, W, Z). Specify the accent color (A, S).

Item discontinued

Mobile pedestals



2 box drawers and 1 file drawer with suspension bar. Pencil tray. Brakes on front casters. Lock. Fits under a work surface. 1 tone only.

15 x 23 x 27½	390 x 575 x 689	MNN__-MP1523UF	988	N/A
15 x 18 x 27½	390 x 575 x 689	MNN__-MP1518UF	918	N/A

Specify the handle code (A, C, K, W, Z). Specify the accent color (A, S).

Mobile pedestal



2 file drawers with suspension bars. Brakes on front casters. Lock. Fits under a work surface. 1 tone only.

15 x 23 x 27½	390 x 575 x 689	MNN__-MP1523FF	937	N/A
---------------	-----------------	----------------	-----	-----

Specify the handle code (A, C, K, W, Z). Specify the accent color (A, S).

Mobile pedestals



1 box drawer and 1 file drawer with suspension bar. Pencil tray. Brakes on front casters. Lock. Fits under a work surface. 1 tone only.

15 x 23 x 20¾	390 x 575 x 527	MNN__-MP1523F	899	N/A
15 x 18 x 20¾	390 x 450 x 527	MNN__-MP1518F	866	N/A

Specify the handle code (A, C, K, W, Z). Specify the accent color (A, S).

Additional full-width legs



1 tone only. For AT, DT and CM tables.

30 x 1 x 27½	748 x 25 x 698	MNNNN-L30	170	N/A
24 x 1 x 27½	598 x 25 x 698	MNNNN-L24	159	N/A
20 x 1 x 27½	498 x 25 x 698	MNNNN-L20	146	N/A

Additional recessed leg



1 tone only. For AT, DT and CM tables.

13 x 1 x 27½	340 x 25 x 698	MNNNN-L12	132	N/A
--------------	----------------	-----------	-----	-----

SUGGESTIONS

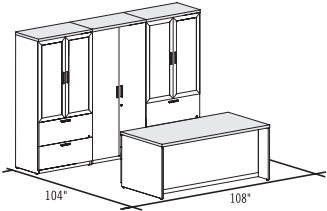
READY TO SHIP IN 5 DAYS!

Several suggested layouts, components and accessories identified by this pictogram are part of the **Lacasse quick delivery program**.

Please refer to page 3 for complete program details.



M____-PLAN01



Plan shown in Morpheo Brochure:

M5NCS-PLAN01 **\$9,309**

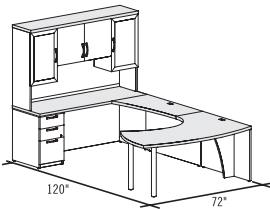
- 1 M5NCS-S3672UFM
- 2 M5NCS-203673LFBT
- 1 M5NCS-203673B

1½" thick laminate (5), Cubic pull (C), Silver accent (S), upper cabinets with Translucent doors (T).

Other option

Upper cabinet with laminate doors **\$8,297**

M____-PLAN02



Plan shown in Morpheo Brochure:

QSM5N_S-PLAN02 **\$6,291**

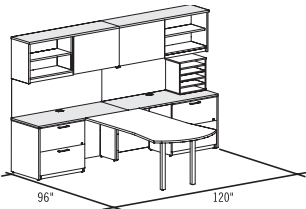
- 1 QSM5NVS-CT184872
- 1 QSM5NNS-BR244818
- 1 QSM5NKS-UF2472S
- 1 QSM5NKS-EL724416T

1½" thick laminate (5), Round legs (V), Classic pull (K), Silver accent (S), cabinet with Translucent doors (T).

Others options

Cabinet with laminate doors **\$6,021**

M____-PLAN03



Plan shown in Morpheo Brochure:

M1N_S-PLAN03 **\$9,209**

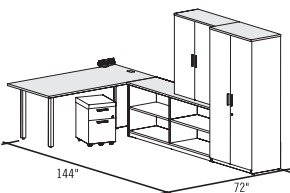
- 1 M1NQS-YS3672
- 2 M1NNS-DT2460B
- 2 MNNZS-1830LFL
- 2 M1NNS-EMC602216P
- 2 LGC-TK6021M
- 1 LGC-DV1817

1" thick laminate (1), Square legs (Q), Straight pull (Z), Silver accent (S), cabinet with laminate doors.

Other option

Cabinet with translucent doors **\$9,969**

M____-PLAN04



Plan shown in Morpheo Brochure:

M1N_S-PLAN04 **\$6,639**

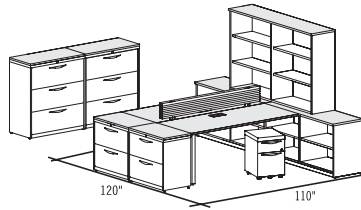
- 1 M1NQS-RT3672
- 1 M1NNS-BE2072BE
- 1 MNNCS-MP1518F
- 1 LGC-CU1518
- 1 M1NCS-EB364416P
- 1 M1NCS-203673B
- 1 LGC-PCS

1" thick laminate (1), Square legs (Q), Cubic pull (C), Silver accent (S), cabinets with laminate doors.

Other option

Cabinets with translucent doors **\$8,159**

M____-PLAN05



Plan shown in Morpheo Brochure:

M1N_S-PLAN05 **\$14,885**

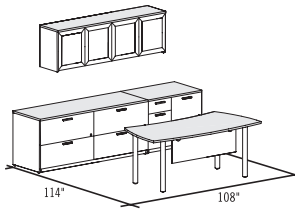
- 2 M1NQS-RS3072
- 2 M1NNS-BE2060BE
- 2 MNNWS-MP1518F
- 2 LGC-CU1518
- 1 M1NNS-EB724416
- 2 LPT-0230D
- 2 L1NN-T01830
- 2 LGC-SUPACS
- 2 LGC-RA66S
- 4 LGC-RPT11S
- 4 LGC-RVPT11S
- 1 LGC-PC
- 2 LPT-0336D
- 2 L1NN-T01836

1" thick laminate (1), Square legs (Q), Waterfall pull (W), Silver accent (S).

Other option

1½" thick laminate **\$15,847**

M____-PLAN06



Plan shown in Morpheo Brochure:

M1N_S-PLAN06 **\$7,499**

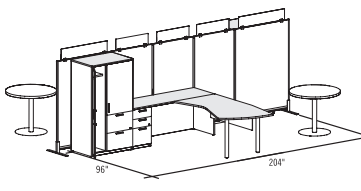
- 1 M1NVS-RBTT3672
- 1 M1NCS-LF2472LF
- 1 M1NCS-2436CO
- 1 M1NNS-EM722216T

1" thick laminate (1), Round legs (V), Cubic pull (C), Silver accent (S), upper cabinet with Translucent doors (T).

Other option

Cabinet with laminate doors **\$6,879**

M____-PLAN07



Plan shown in Morpheo Brochure:

M1N_A-PLAN07 **\$17,782**

- 2 M1NQA-3672BGST
- 2 M1NCA-UF2472S
- 2 M1NCA-243665FFB
- 2 T5NA-R36
- 2 T1NA-DC22
- 3 P1NNA-SFLX6536
- 3 P1NNA-SAGX0830
- 2 P1NNA-SFLX6548
- 2 P1NNA-SAGX0842

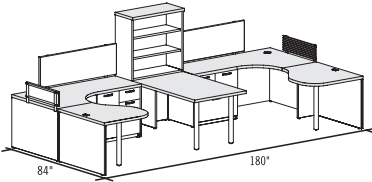
1" thick laminate (1), Square legs (Q), Cubic pull (C), Anthracite Grey accent (A), cabinet with laminate doors.

Other option

Cabinet with translucent doors **\$19,683**

SUGGESTIONS

M _____-PLAN08



Plan shown in Morpheo Brochure:

M5N_A-PLAN08 **\$12,215**

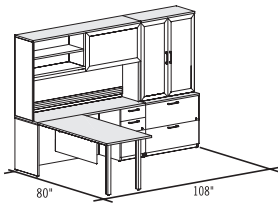
- 1 M5NNA-CM427224B
- 1 M5NNA-CM724224B
- 1 M5NVA-CE364224
- 1 M5NVA-CE244236
- 1 M5NVA-RT3672
- 1 MNNA-CO1830L
- 1 MNNA-1830COL
- 1 M5NNA-EB363616
- 2 LGC-SUPALA
- 2 LGC-TK5417A
- 2 LGC-SUPACA
- 2 LGC-RA30A
- 4 LGC-RPT11A
- 2 LGC-RVPT11A

1½" thick laminate (5), Round legs (V), Arcade pull (A), Anthracite Grey accent (A).

Other option

1" thick laminate **\$11,190**

M _____-PLAN09



Plan shown in Morpheo Brochure:

M1N_S-PLAN09 **\$8,577**

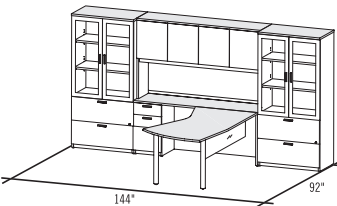
- 1 M1NQS-RST3060
- 1 M1NZS-S2072UF
- 1 M1NZS-EB364416T
- 1 M1NNS-EC724416T
- 1 M1NZS-2036LF
- 1 LGC-TK7015E
- 1 LGC-RA70ES
- 2 LGC-RPT11S
- 1 LGC-RVPT11S

1" thick laminate (1), Square legs (Q), Straight pull (Z), Silver accent (S), Translucent doors and modesty panel (T).

Other option

Cabinet with laminate doors **\$7,678**

M _____-PLAN10



Not shown in Morpheo Brochure:

QSM _____-PLAN10 **\$9,064**

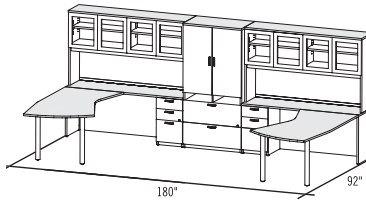
- 1 QSM1NV_-3672BGSM
- 1 QSM1N_-UF2072S
- 1 QSM1NN_-E724416P
- 2 QSM1N_-203673LFBT

1" thick laminate (1), Round legs (V), cabinets with Translucent doors (T), hutch with laminate doors.

Other option

1½" thick laminate **\$9,917**

M _____-PLAN11



Not shown in Morpheo Brochure:

QSM _____-PLAN11 **\$12,247**

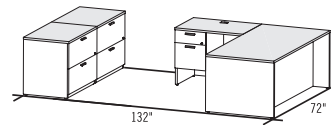
- 1 QSM1NV_-3672BGST
- 1 QSM1NV_-BGST3672
- 1 QSM1N_-UF2072S
- 1 QSM1N_-S2072UF
- 2 QSM1NNS-E724416T
- 1 QSM1N_-203673LDB

1" thick laminate (1), Round legs (V), cabinet with laminate doors and hutches with Translucent doors (T).

Other option

Cabinet with Translucent doors (T) **\$12,753**

M _____-PLAN12



Not shown in Morpheo Brochure:

QSM _____-PLAN12 **\$4,265**

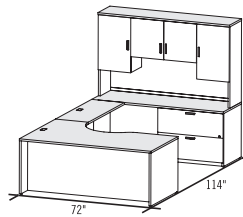
- 1 QSM1NN_-TDM3672
- 1 QSM1N_-F2436R
- 2 QSM1N_-2436LF

1" thick laminate (1).

Other option

1½" thick laminate **\$4,785**

M _____-PLAN13



Not shown in Morpheo Brochure:

QSM _____-PLAN13 **\$6,083**

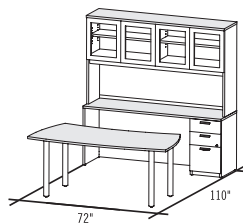
- 1 QSM1NN_-CDM724818
- 1 QSM1NN_-BR1842
- 1 QSM1N_-S2472LF
- 1 QSM1N_-EL724416P
- 1 QSMNN_-P1524UFL

1" thick laminate (1), laminate doors.

Other option

1½" thick laminate **\$6,683**

M _____-PLAN14



Not shown in Morpheo Brochure:

QSM _____-PLAN14 **\$4,759**

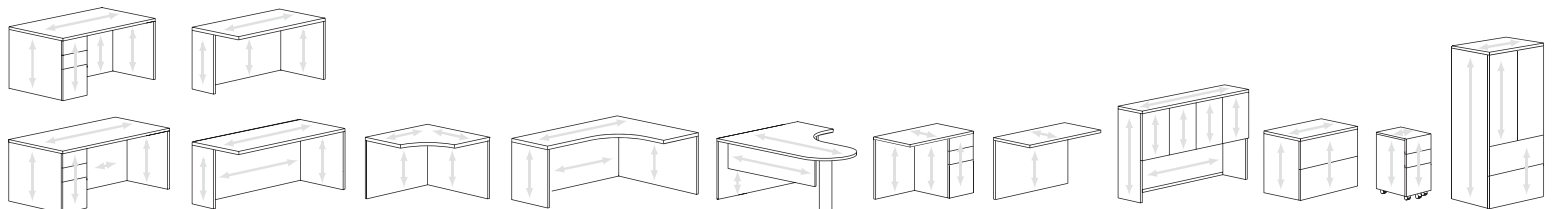
- 1 QSM1NV_-RBT3672
- 1 QSM1N_-S2072UF
- 1 QSM1NNS-E724416T

1" thick laminate (1), Round legs (V), Translucent doors (T).

Other option

1½" thick laminate **\$5,196**

TYPICAL WOOD GRAIN DIRECTION FOR MORPHEO:



OPTIONS





EDGE BANDING

Furniture with 1" (25 mm) thick tops

Furniture with 1½" (38 mm) thick tops

Edge - 1" (25 mm)

Edge - 1½" (38 mm)



Smooth, ¼" (3 mm) thick edge.

The edge is matched with the finish specified for the surface.

HANDLES

A choice of metal handles or a linear thermoplastic pull is offered.



B - Curved




L - Linear



Z - Straight

ACCENT COLORS



S - Silver



A - Anthracite Grey

Exception: Furniture with doors or aluminum kickplate are available in Silver anodized aluminum only.

LEG PANEL OPTIONS FOR DT, AT, CM, ETC.

- A Two full-width leg panels
- B One full-width leg panel and one recessed
- C Two recessed leg panels
- D Two full-width leg panels, one with wiring access
- E Two full-width leg panels with wiring access
- F One full-width leg panel and one recessed with wiring access

MATERIALS

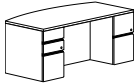
- **Thermofused laminate furniture:**
See prices shown in the "All Laminate" column. Surface material and thickness must be specified in the code.
- **Furniture with tops in high-pressure laminate, the rest in thermofused laminate:**
See prices shown in the "HPL Surfaces" column. Surface material and thickness must be specified in the code.

CODIFICATION

Series	Options		
	Thickness	Handles	Accent color
0	1 Thermofused laminate 1"	B Curved L Linear Z Straight	A Anthracite Grey S Silver
	2 High-pressure laminate 1"		
	5 Thermofused laminate 1½"		
	6 High-pressure laminate 1½"		

ELECTRIFICATION OF FREESTANDING FURNITURE

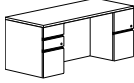
Electricom II System is fully compatible with Options collection to enable the electrification and communication of Options freestanding furniture. Refer to the Electricom II System section on page 143.

	W x D x H (in)	W x D x H (mm)	Code	All Laminate (\$)	HPL Surfaces (\$)
Bow front double pedestal desks 	<i>2 pedestals with locks. 2 box drawers and 3 file drawers with suspension bars. Pencil tray. Recessed, full-height modesty panel. Full-width wire access.</i>				
	84 x 42 x 29	2100 x 1050 x 738	0 ___-UF4284FFA	2,609	3,020
	72 x 42 x 29	1800 x 1050 x 738	0 ___-UF4272FFA	2,462	2,879
	66 x 36 x 29	1650 x 900 x 738	0 ___-UF3666FFA	2,398	2,811

Specify the surface type (1, 2). Specify the handle code (B, L, Z).
Specify the accent color (A, S).

84 x 42 x 29½	2100 x 1050 x 751	0 ___-UF4284FFA	2,879	3,297
72 x 42 x 29½	1800 x 1050 x 751	0 ___-UF4272FFA	2,747	3,158
66 x 36 x 29½	1650 x 900 x 751	0 ___-UF3666FFA	2,670	3,089

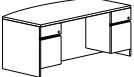
Specify the surface type (5, 6). Specify the handle code (B, L, Z).
Specify the accent color (A, S).

	W x D x H (in)	W x D x H (mm)	Code	All Laminate (\$)	HPL Surfaces (\$)
Double pedestal desks 	<i>2 pedestals with locks. 2 box drawers and 3 file drawers with suspension bars. Pencil tray. Recessed, full-height modesty panel. Full-width wire access.</i>				
	84 x 36 x 29	2100 x 900 x 738	0 ___-UF3684FF	2,316	2,665
	72 x 36 x 29	1800 x 900 x 738	0 ___-UF3672FF	2,178	2,534
	72 x 30 x 29	1800 x 750 x 738	0 ___-UF3072FF	2,108	2,457
	66 x 30 x 29	1650 x 750 x 738	0 ___-UF3066FF	2,037	2,368
60 x 30 x 29	1500 x 750 x 738	0 ___-UF3060FF	1,967	2,285	

Specify the surface type (1, 2). Specify the handle code (B, L, Z).
Specify the accent color (A, S).

	W x D x H (in)	W x D x H (mm)	Code	All Laminate (\$)	HPL Surfaces (\$)
Double pedestal desks (cont'd)	84 x 36 x 29½	2100 x 900 x 751	0 ___-UF3684FF	2,570	2,981
	72 x 36 x 29½	1800 x 900 x 751	0 ___-UF3672FF	2,431	2,842
	72 x 30 x 29½	1800 x 750 x 751	0 ___-UF3072FF	2,368	2,774
	66 x 30 x 29½	1650 x 750 x 751	0 ___-UF3066FF	2,298	2,670
	60 x 30 x 29½	1500 x 750 x 751	0 ___-UF3060FF	2,222	2,595

Specify the surface type (5, 6). Specify the handle code (B, L, Z).
Specify the accent color (A, S).

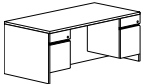
	W x D x H (in)	W x D x H (mm)	Code	All Laminate (\$)	HPL Surfaces (\$)
Bow front double pedestal desks 	<i>2 pedestals with locks. 2 box drawers and 2 file drawers with suspension bars. Pencil tray. Recessed, full-height modesty panel. Full-width wire access.</i>				
	84 x 42 x 29	2100 x 1050 x 738	0 ___-F4284FA	2,189	2,609
	72 x 42 x 29	1800 x 1050 x 738	0 ___-F4272FA	2,052	2,462
66 x 36 x 29	1650 x 900 x 738	0 ___-F3666FA	1,982	2,398	

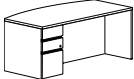
Specify the surface type (1, 2). Specify the handle code (B, L, Z).
Specify the accent color (A, S).

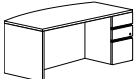
84 x 42 x 29½	2100 x 1050 x 751	0 ___-F4284FA	2,462	2,879
72 x 42 x 29½	1800 x 1050 x 751	0 ___-F4272FA	2,329	2,747
66 x 36 x 29½	1650 x 900 x 751	0 ___-F3666FA	2,260	2,670

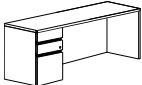
Specify the surface type (5, 6). Specify the handle code (B, L, Z).
Specify the accent color (A, S).



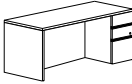
	W x D x H (in)	W x D x H (mm)	Code	All Laminate (\$)	HPL Surfaces (\$)
Double pedestal desks 	<i>2 pedestals with locks. 2 box drawers and 2 file drawers with suspension bars. Pencil tray. Recessed, full-height modesty panel. Full-width wire access.</i>				
	84 x 36 x 29	2100 x 900 x 738	0___-F3684F	1,905	2,253
	72 x 36 x 29	1800 x 900 x 738	0___-F3672F	1,760	2,114
	72 x 30 x 29	1800 x 750 x 738	0___-F3072F	1,697	2,045
	66 x 30 x 29	1650 x 750 x 738	0___-F3066F	1,620	1,949
	60 x 30 x 29	1500 x 750 x 738	0___-F3060F	1,557	1,867
Specify the surface type (1, 2). Specify the handle code (B, L, Z). Specify the accent color (A, S).					
	84 x 36 x 29½	2100 x 900 x 751	0___-F3684F	2,158	2,562
	72 x 36 x 29½	1800 x 900 x 751	0___-F3672F	2,019	2,426
	72 x 30 x 29½	1800 x 750 x 751	0___-F3072F	1,949	2,354
	66 x 30 x 29½	1650 x 750 x 751	0___-F3066F	1,880	2,260
	60 x 30 x 29½	1500 x 750 x 751	0___-F3060F	1,810	2,178

	W x D x H (in)	W x D x H (mm)	Code	All Laminate (\$)	HPL Surfaces (\$)
Bow front single pedestal desks 	<i>1 pedestal on left with lock. 2 box drawers and 1 file drawer with suspension bar. Pencil tray. Recessed, full-height modesty panel. Full-width wire access.</i>				
	72 x 42 x 29	1800 x 1050 x 738	0___-UF4272SA	1,924	2,304
Specify the surface type (1, 2). Specify the handle code (B, L, Z). Specify the accent color (A, S).					
	72 x 42 x 29½	1800 x 1050 x 751	0___-UF4272SA	2,189	2,631

	W x D x H (in)	W x D x H (mm)	Code	All Laminate (\$)	HPL Surfaces (\$)
Bow front single pedestal desks 	<i>1 pedestal on right with lock. 2 box drawers and 1 file drawer with suspension bar. Pencil tray. Recessed, full-height modesty panel. Full-width wire access.</i>				
	72 x 42 x 29	1800 x 1050 x 738	0___-S4272UFA	1,924	2,304
Specify the surface type (1, 2). Specify the handle code (B, L, Z). Specify the accent color (A, S).					
	72 x 42 x 29½	1800 x 1050 x 751	0___-S4272UFA	2,189	2,631

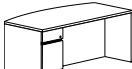
	W x D x H (in)	W x D x H (mm)	Code	All Laminate (\$)	HPL Surfaces (\$)
Single pedestal desks 	<i>1 pedestal on left with lock. 2 box drawers and 1 file drawer with suspension bar. Pencil tray. Recessed, full-height modesty panel. Full-width wire access.</i>				
	72 x 36 x 29	1800 x 900 x 738	0___-UF3672S	1,620	1,910
	72 x 30 x 29	1800 x 750 x 738	0___-UF3072S	1,557	1,835
	66 x 30 x 29	1650 x 750 x 738	0___-UF3066S	1,486	1,741
	60 x 30 x 29	1500 x 750 x 738	0___-UF3060S	1,419	1,658
Specify the surface type (1, 2). Specify the handle code (B, L, Z). Specify the accent color (A, S).					
	72 x 36 x 29½	1800 x 900 x 751	0___-UF3672S	1,854	2,184
	72 x 30 x 29½	1800 x 750 x 751	0___-UF3072S	1,778	2,114
	66 x 30 x 29½	1650 x 750 x 751	0___-UF3066S	1,715	2,019
	60 x 30 x 29½	1500 x 750 x 751	0___-UF3060S	1,653	1,943

Specify the surface type (5, 6). Specify the handle code (B, L, Z). Specify the accent color (A, S).

	W x D x H (in)	W x D x H (mm)	Code	All Laminate (\$)	HPL Surfaces (\$)
Single pedestal desks 	<i>1 pedestal on right with lock. 2 box drawers and 1 file drawer with suspension bar. Pencil tray. Recessed, full-height modesty panel. Full-width wire access.</i>				
	72 x 36 x 29	1800 x 900 x 738	0___-S3672UF	1,620	1,910
	72 x 30 x 29	1800 x 750 x 738	0___-S3072UF	1,557	1,835
	66 x 30 x 29	1650 x 750 x 738	0___-S3066UF	1,486	1,741
	60 x 30 x 29	1500 x 750 x 738	0___-S3060UF	1,419	1,658
Specify the surface type (1, 2). Specify the handle code (B, L, Z). Specify the accent color (A, S).					

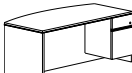
	72 x 36 x 29½	1800 x 900 x 751	0___-S3672UF	1,854	2,184
	72 x 30 x 29½	1800 x 750 x 751	0___-S3072UF	1,778	2,114
	66 x 30 x 29½	1650 x 750 x 751	0___-S3066UF	1,715	2,019
	60 x 30 x 29½	1500 x 750 x 751	0___-S3060UF	1,653	1,943

Specify the surface type (5, 6). Specify the handle code (B, L, Z). Specify the accent color (A, S).

	W x D x H (in)	W x D x H (mm)	Code	All Laminate (\$)	HPL Surfaces (\$)
Bow front single pedestal desks 	<i>1 pedestal on left with lock. 1 box drawer and 1 file drawer with suspension bar. Pencil tray. Recessed, full-height modesty panel. Full-width wire access.</i>				
	72 x 42 x 29	1800 x 1050 x 738	0___-F4272SA	1,715	2,052
Specify the surface type (1, 2). Specify the handle code (B, L, Z). Specify the accent color (A, S).					

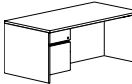
	72 x 42 x 29½	1800 x 1050 x 751	0___-F4272SA	1,937	2,322
--	---------------	-------------------	--------------	-------	-------

Specify the surface type (5, 6). Specify the handle code (B, L, Z). Specify the accent color (A, S).

	W x D x H (in)	W x D x H (mm)	Code	All Laminate (\$)	HPL Surfaces (\$)
Bow front single pedestal desks 	<i>1 pedestal on right with lock. 1 box drawer and 1 file drawer with suspension bar. Pencil tray. Recessed, full-height modesty panel. Full-width wire access.</i>				
	72 x 42 x 29	1800 x 1050 x 738	0___-S4272FA	1,715	2,052
Specify the surface type (1, 2). Specify the handle code (B, L, Z). Specify the accent color (A, S).					

	72 x 42 x 29½	1800 x 1050 x 751	0___-S4272FA	1,937	2,322
--	---------------	-------------------	--------------	-------	-------

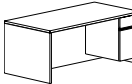
Specify the surface type (5, 6). Specify the handle code (B, L, Z). Specify the accent color (A, S).

	W x D x H (in)	W x D x H (mm)	Code	All Laminate (\$)	HPL Surfaces (\$)
Single pedestal desks 	<i>1 pedestal on left with lock. 1 box drawer and 1 file drawer with suspension bar. Pencil tray. Recessed, full-height modesty panel. Full-width wire access.</i>				
	72 x 36 x 29	1800 x 900 x 738	0___-F3672S	1,419	1,702
	72 x 30 x 29	1800 x 750 x 738	0___-F3072S	1,348	1,634
	66 x 30 x 29	1650 x 750 x 738	0___-F3066S	1,278	1,531
	60 x 30 x 29	1500 x 750 x 738	0___-F3060S	1,214	1,456

Specify the surface type (1, 2). Specify the handle code (B, L, Z). Specify the accent color (A, S).

	72 x 36 x 29½	1800 x 900 x 751	0___-F3672S	1,645	1,974
	72 x 30 x 29½	1800 x 750 x 751	0___-F3072S	1,577	1,910
	66 x 30 x 29½	1650 x 750 x 751	0___-F3066S	1,507	1,810
	60 x 30 x 29½	1500 x 750 x 751	0___-F3060S	1,450	1,736

Specify the surface type (5, 6). Specify the handle code (B, L, Z). Specify the accent color (A, S).

	W x D x H (in)	W x D x H (mm)	Code	All Laminate (\$)	HPL Surfaces (\$)
Single pedestal desks 	<i>1 pedestal on right with lock. 1 box drawer and 1 file drawer with suspension bar. Pencil tray. Recessed, full-height modesty panel. Full-width wire access.</i>				
	72 x 36 x 29	1800 x 900 x 738	0___-S3672F	1,419	1,702
	72 x 30 x 29	1800 x 750 x 738	0___-S3072F	1,348	1,634
	66 x 30 x 29	1650 x 750 x 738	0___-S3066F	1,278	1,531
	60 x 30 x 29	1500 x 750 x 738	0___-S3060F	1,214	1,456

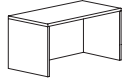
Specify the surface type (1, 2). Specify the handle code (B, L, Z). Specify the accent color (A, S).



	W x D x H (in)	W x D x H (mm)	Code	All Laminate (\$)	HPL Surfaces (\$)
Single pedestal desks (cont'd)	72 x 36 x 29½	1800 x 900 x 751	O _ _ _S3672F	1,645	1,974
	72 x 30 x 29½	1800 x 750 x 751	O _ _ _S3072F	1,577	1,910
	66 x 30 x 29½	1650 x 750 x 751	O _ _ _S3066F	1,507	1,810
	60 x 30 x 29½	1500 x 750 x 751	O _ _ _S3060F	1,450	1,736

Specify the surface type (5, 6). Specify the handle code (B, L, Z).
Specify the accent color (A, S).

Desk shells



Recessed, full-height modesty panel. Full-width wire access. Can accommodate 1 or 2 pedestals.

72 x 36 x 29	1800 x 900 x 738	O _ N _TDM3672	929	1,304
72 x 30 x 29	1800 x 750 x 738	O _ N _TDM3072	866	1,223
66 x 30 x 29	1650 x 750 x 738	O _ N _TDM3066	828	1,158
60 x 30 x 29	1500 x 750 x 738	O _ N _TDM3060	797	1,114

Specify the surface type (1, 2). Specify the accent color (A, S).

72 x 36 x 29½	1800 x 900 x 751	O _ N _TDM3672	1,071	1,500
72 x 30 x 29½	1800 x 750 x 751	O _ N _TDM3072	1,012	1,424
66 x 30 x 29½	1650 x 750 x 751	O _ N _TDM3066	962	1,355
60 x 30 x 29½	1500 x 750 x 751	O _ N _TDM3060	929	1,304

Specify the surface type (5, 6). Specify the accent color (A, S).

Corner modules



To attach to a work surface. Keyboard surface adjusts from 6½" below surface to 7" above surface with a tilt angle of +/- 15 degrees. Adjustable keyboard surface is 1" thick. Grommet. Full-width wiring access on both back panels. Mechanism packaged separately.

Diagonal wood grain:
change last S to D, add 10% to the price.

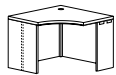
With adjustable keyboard surface.

48 x 48 x 29	1200 x 1200 x 738	O _ N _CMS4830SC	2,024	2,335
42 x 42 x 29	1050 x 1050 x 738	O _ N _CMS4224SC	1,943	2,203

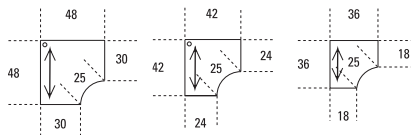
Specify the surface type (1, 2). Specify the accent color (A, S).

48 x 48 x 29½	1200 x 1200 x 751	O _ N _CMS4830SC	2,373	2,518
42 x 42 x 29½	1050 x 1050 x 751	O _ N _CMS4224SC	2,291	2,436

Specify the surface type (5, 6). Specify the accent color (A, S).



To attach to a work surface. Grommet. Full-width wiring access on both back panels.



Diagonal wood grain:
change S to D, add 10% to the price.

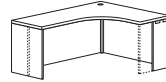
48 x 48 x 29	1200 x 1200 x 738	O _ N _CM4830S_	957	1,348
42 x 42 x 29	1050 x 1050 x 738	O _ N _CM4224S_	848	1,183
36 x 36 x 29	900 x 900 x 738	O _ N _CM3618SC	823	1,152

Specify the surface type (1, 2). Specify the accent color (A, S).
Specify leg choice at the end of the code (B, C, F).

48 x 48 x 29½	1200 x 1200 x 751	O _ N _CM4830S_	1,127	1,582
42 x 42 x 29½	1050 x 1050 x 751	O _ N _CM4224S_	1,012	1,419
36 x 36 x 29½	900 x 900 x 751	O _ N _CM3618SC	937	1,317

Specify the surface type (5, 6). Specify the accent color (A, S).
Specify leg choice at the end of the code (B, C, F).

Left extended corner modules



Grommet. Full-width wiring access on both back panels.

Surface	R1	R2
72"/48"	29½" (750 mm)	5½" (150 mm)
66"/48"	23½" (600 mm)	5½" (150 mm)
60"/48"	17½" (450 mm)	5½" (150 mm)
72"/42"	29½" (750 mm)	
66"/42"	23½" (600 mm)	
60"/42"	17½" (450 mm)	
72"/36"	17½" (450 mm)	
66"/36"	11¾" (300 mm)	
60"/36"	5½" (150 mm)	

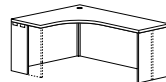
72 x 48 x 29	1800 x 1200 x 738	O _ N _CM724824_	1,328	1,862
66 x 48 x 29	1650 x 1200 x 738	O _ N _CM664824_	1,261	1,760
60 x 48 x 29	1500 x 1200 x 738	O _ N _CM604824_	1,183	1,664
72 x 42 x 29	1800 x 1050 x 738	O _ N _CM724224_	1,261	1,760
66 x 42 x 29	1650 x 1050 x 738	O _ N _CM664224_	1,183	1,664
60 x 42 x 29	1500 x 1050 x 738	O _ N _CM604224_	1,119	1,571
72 x 36 x 29	1800 x 900 x 738	O _ N _CM723624_	1,183	1,664
66 x 36 x 29	1650 x 900 x 738	O _ N _CM663624_	1,064	1,495
60 x 36 x 29	1500 x 900 x 738	O _ N _CM603624_	1,001	1,392

Specify the surface type (1, 2). Specify the accent color (A, S).
Specify leg choice at the end of the code (A, B, C, D, E, F).

72 x 48 x 29½	1800 x 1200 x 751	O _ N _CM724824_	1,328	1,862
66 x 48 x 29½	1650 x 1200 x 751	O _ N _CM664824_	1,261	1,760
60 x 48 x 29½	1500 x 1200 x 751	O _ N _CM604824_	1,183	1,664
72 x 42 x 29½	1800 x 1050 x 751	O _ N _CM724224_	1,261	1,760
66 x 42 x 29½	1650 x 1050 x 751	O _ N _CM664224_	1,183	1,664
60 x 42 x 29½	1500 x 1050 x 751	O _ N _CM604224_	1,119	1,571
72 x 36 x 29½	1800 x 900 x 751	O _ N _CM723624_	1,183	1,664
66 x 36 x 29½	1650 x 900 x 751	O _ N _CM663624_	1,064	1,495
60 x 36 x 29½	1500 x 900 x 751	O _ N _CM603624_	1,001	1,392

Specify the surface type (5, 6). Specify the accent color (A, S).
Specify leg choice at the end of the code (A, B, C, D, E, F).

Right extended corner modules



Grommet. Full-width wiring access on both back panels.

Surface	R1	R2
72"/48"	29½" (750 mm)	5½" (150 mm)
66"/48"	23½" (600 mm)	5½" (150 mm)
60"/48"	17½" (450 mm)	5½" (150 mm)
72"/42"	29½" (750 mm)	
66"/42"	23½" (600 mm)	
60"/42"	17½" (450 mm)	
72"/36"	17½" (450 mm)	
66"/36"	11¾" (300 mm)	
60"/36"	5½" (150 mm)	

72 x 48 x 29	1800 x 1200 x 738	O _ N _CM487224_	1,328	1,862
66 x 48 x 29	1650 x 1200 x 738	O _ N _CM486624_	1,261	1,760
60 x 48 x 29	1500 x 1200 x 738	O _ N _CM486024_	1,183	1,664
72 x 42 x 29	1800 x 1050 x 738	O _ N _CM427224_	1,261	1,760
66 x 42 x 29	1650 x 1050 x 738	O _ N _CM426624_	1,183	1,664
60 x 42 x 29	1500 x 1050 x 738	O _ N _CM426024_	1,119	1,571
72 x 36 x 29	1800 x 900 x 738	O _ N _CM367224_	1,183	1,664
66 x 36 x 29	1650 x 900 x 738	O _ N _CM366624_	1,064	1,495
60 x 36 x 29	1500 x 900 x 738	O _ N _CM366024_	1,001	1,392

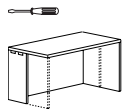
Specify the surface type (1, 2). Specify the accent color (A, S).
Specify leg choice at the end of the code (A, B, C, D, E, F).



	W x D x H (in)	W x D x H (mm)	Code	All Laminate (\$)	HPL Surfaces (\$)
Right extended corner modules (cont'd)	72 x 48 x 29½	1800 x 1200 x 751	O_N_-CM487224_	1,531	2,151
	66 x 48 x 29½	1650 x 1200 x 751	O_N_-CM486624_	1,468	2,052
	60 x 48 x 29½	1500 x 1200 x 751	O_N_-CM486024_	1,392	1,956
	72 x 42 x 29½	1800 x 1050 x 751	O_N_-CM427224_	1,468	2,052
	66 x 42 x 29½	1650 x 1050 x 751	O_N_-CM426624_	1,392	1,956
	60 x 42 x 29½	1500 x 1050 x 751	O_N_-CM426024_	1,328	1,862
	72 x 36 x 29½	1800 x 900 x 751	O_N_-CM367224_	1,284	1,804
	66 x 36 x 29½	1650 x 900 x 751	O_N_-CM366624_	1,223	1,709
	60 x 36 x 29½	1500 x 900 x 751	O_N_-CM366024_	1,140	1,594

Specify the surface type (5, 6). Specify the accent color (A, S).
Specify leg choice at the end of the code (A, B, C, D, E, F).

Rectangular tables 30" D



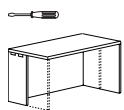
<i>Full-width wire access.</i>					
72 x 30 x 29	1800 x 750 x 738	O_N_-DT3072_	893	1,254	
66 x 30 x 29	1650 x 750 x 738	O_N_-DT3066_	866	1,214	
60 x 30 x 29	1500 x 750 x 738	O_N_-DT3060_	823	1,152	
54 x 30 x 29	1350 x 750 x 738	O_N_-DT3054_	791	1,109	
48 x 30 x 29	1200 x 750 x 738	O_N_-DT3048_	740	899	
42 x 30 x 29	1050 x 750 x 738	O_N_-DT3042_	709	854	
36 x 30 x 29	900 x 750 x 738	O_N_-DT3036_	671	811	
30 x 30 x 29	750 x 750 x 738	O_N_-DT3030_	639	772	
24 x 30 x 29	600 x 750 x 738	O_N_-DT3024_	595	716	

Specify the surface type (1, 2). Specify the accent color (A, S).
Specify leg choice at the end of the code (A, B, C, D, E, F).

72 x 30 x 29½	1800 x 750 x 751	O_N_-DT3072_	1,044	1,468
66 x 30 x 29½	1650 x 750 x 751	O_N_-DT3066_	1,012	1,419
60 x 30 x 29½	1500 x 750 x 751	O_N_-DT3060_	962	1,355
54 x 30 x 29½	1350 x 750 x 751	O_N_-DT3054_	929	1,304
48 x 30 x 29½	1200 x 750 x 751	O_N_-DT3048_	866	1,038
42 x 30 x 29½	1050 x 750 x 751	O_N_-DT3042_	823	992
36 x 30 x 29½	900 x 750 x 751	O_N_-DT3036_	791	944
30 x 30 x 29½	750 x 750 x 751	O_N_-DT3030_	740	899
24 x 30 x 29½	600 x 750 x 751	O_N_-DT3024_	709	854

Specify the surface type (5, 6). Specify the accent color (A, S).
Specify leg choice at the end of the code (A, B, C, D, E, F).

Rectangular tables 24" D



<i>Full-width wire access.</i>					
72 x 24 x 29	1800 x 600 x 738	O_N_-DT2472_	866	1,214	
66 x 24 x 29	1650 x 600 x 738	O_N_-DT2466_	823	1,152	
60 x 24 x 29	1500 x 600 x 738	O_N_-DT2460_	791	1,109	
54 x 24 x 29	1350 x 600 x 738	O_N_-DT2454_	740	1,049	
48 x 24 x 29	1200 x 600 x 738	O_N_-DT2448_	709	854	
42 x 24 x 29	1050 x 600 x 738	O_N_-DT2442_	671	811	
36 x 24 x 29	900 x 600 x 738	O_N_-DT2436_	639	772	
30 x 24 x 29	750 x 600 x 738	O_N_-DT2430_	595	716	
24 x 24 x 29	600 x 600 x 738	O_N_-DT2424_	569	684	

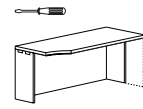
Specify the surface type (1, 2). Specify the accent color (A, S).
Specify leg choice at the end of the code (A, B, C, D, E, F).

Rectangular tables 24" D (cont'd)

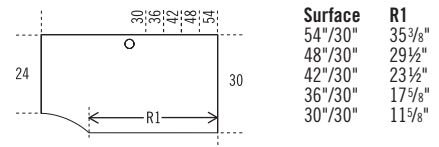
	W x D x H (in)	W x D x H (mm)	Code	All Laminate (\$)	HPL Surfaces (\$)
Rectangular tables 24" D (cont'd)	72 x 24 x 29½	1800 x 600 x 751	O_N_-DT2472_	962	1,355
	66 x 24 x 29½	1650 x 600 x 751	O_N_-DT2466_	929	1,304
	60 x 24 x 29½	1500 x 600 x 751	O_N_-DT2460_	893	1,254
	54 x 24 x 29½	1350 x 600 x 751	O_N_-DT2454_	866	1,214
	48 x 24 x 29½	1200 x 600 x 751	O_N_-DT2448_	791	944
	42 x 24 x 29½	1050 x 600 x 751	O_N_-DT2442_	740	899
	36 x 24 x 29½	900 x 600 x 751	O_N_-DT2436_	709	854
	30 x 24 x 29½	750 x 600 x 751	O_N_-DT2430_	671	811
	24 x 24 x 29½	600 x 600 x 751	O_N_-DT2424_	639	772

Specify the surface type (5, 6). Specify the accent color (A, S).
Specify leg choice at the end of the code (A, B, C, D, E, F).

Left asymmetrical tables, 30" D



To attach to a work surface. Full-width wire access.



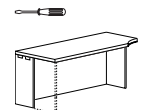
54 x 30 x 29	1350 x 750 x 738	O_N_-AT245430_	772	1,076
48 x 30 x 29	1200 x 750 x 738	O_N_-AT244830_	728	886
42 x 30 x 29	1050 x 750 x 738	O_N_-AT244230_	695	842
36 x 30 x 29	900 x 750 x 738	O_N_-AT243630_	665	802
30 x 30 x 29	750 x 750 x 738	O_N_-AT243030_	627	765

Specify the surface type (1, 2). Specify the accent color (A, S).
Specify leg choice at the end of the code (B, C, F).

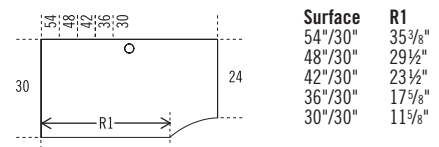
54 x 30 x 29½	1350 x 750 x 751	O_N_-AT245430_	905	1,273
48 x 30 x 29½	1200 x 750 x 751	O_N_-AT244830_	828	1,001
42 x 30 x 29½	1050 x 750 x 751	O_N_-AT244230_	802	962
36 x 30 x 29½	900 x 750 x 751	O_N_-AT243630_	772	924
30 x 30 x 29½	750 x 750 x 751	O_N_-AT243030_	728	886

Specify the surface type (5, 6). Specify the accent color (A, S).
Specify leg choice at the end of the code (B, C, F).

Right asymmetrical tables, 30" D



To attach to a work surface. Full-width wire access.



54 x 30 x 29	1350 x 750 x 738	O_N_-AT305424_	772	1,076
48 x 30 x 29	1200 x 750 x 738	O_N_-AT304824_	728	886
42 x 30 x 29	1050 x 750 x 738	O_N_-AT304224_	695	842
36 x 30 x 29	900 x 750 x 738	O_N_-AT303624_	665	802
30 x 30 x 29	750 x 750 x 738	O_N_-AT303024_	627	765

Specify the surface type (1, 2). Specify the accent color (A, S).
Specify leg choice at the end of the code (B, C, F).

54 x 30 x 29½	1350 x 750 x 751	O_N_-AT305424_	905	1,273
48 x 30 x 29½	1200 x 750 x 751	O_N_-AT304824_	828	1,001
42 x 30 x 29½	1050 x 750 x 751	O_N_-AT304224_	802	962
36 x 30 x 29½	900 x 750 x 751	O_N_-AT303624_	772	924
30 x 30 x 29½	750 x 750 x 751	O_N_-AT303024_	728	886

Specify the surface type (5, 6). Specify the accent color (A, S).
Specify leg choice at the end of the code (B, C, F).



Left asymmetrical tables, 24" D



To attach to a work surface. Full-width wire access.

W x D x H (in)	W x D x H (mm)	Code	All Laminate (\$)	HPL Surfaces (\$)
Surface R1				
		54"/24"	35 ³ / ₈ "	
		48"/24"	29 ¹ / ₂ "	
		42"/24"	23 ¹ / ₂ "	
		36"/24"	17 ³ / ₈ "	
		30"/24"	11 ¹ / ₈ "	

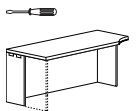
54 x 24 x 29	1350 x 600 x 738	O_N-AT185424	728	1,033
48 x 24 x 29	1200 x 600 x 738	O_N-AT184824	695	842
42 x 24 x 29	1050 x 600 x 738	O_N-AT184224	665	802
36 x 24 x 29	900 x 600 x 738	O_N-AT183624	627	765
30 x 24 x 29	750 x 600 x 738	O_N-AT183024	595	716

Specify the surface type (1, 2). Specify the accent color (A, S). Specify leg choice at the end of the code (B, C, F).

54 x 24 x 29½	1350 x 600 x 751	O_N-AT185424	874	1,229
48 x 24 x 29½	1200 x 600 x 751	O_N-AT184824	802	962
42 x 24 x 29½	1050 x 600 x 751	O_N-AT184224	772	924
36 x 24 x 29½	900 x 600 x 751	O_N-AT183624	728	886
30 x 24 x 29½	750 x 600 x 751	O_N-AT183024	695	842

Specify the surface type (5, 6). Specify the accent color (A, S). Specify leg choice at the end of the code (B, C, F).

Right asymmetrical tables, 24" D



To attach to a work surface. Full-width wire access.

W x D x H (in)	W x D x H (mm)	Code	All Laminate (\$)	HPL Surfaces (\$)
Surface R1				
		54"/24"	35 ³ / ₈ "	
		48"/24"	29 ¹ / ₂ "	
		42"/24"	23 ¹ / ₂ "	
		36"/24"	17 ³ / ₈ "	
		30"/24"	11 ¹ / ₈ "	

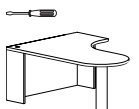
54 x 24 x 29	1350 x 600 x 738	O_N-AT245418	728	1,033
48 x 24 x 29	1200 x 600 x 738	O_N-AT244818	695	842
42 x 24 x 29	1050 x 600 x 738	O_N-AT244218	665	802
36 x 24 x 29	900 x 600 x 738	O_N-AT243618	627	765
30 x 24 x 29	750 x 600 x 738	O_N-AT243018	595	716

Specify the surface type (1, 2). Specify the accent color (A, S). Specify leg choice at the end of the code (B, C, F).

54 x 24 x 29½	1350 x 600 x 751	O_N-AT245418	874	1,229
48 x 24 x 29½	1200 x 600 x 751	O_N-AT244818	802	962
42 x 24 x 29½	1050 x 600 x 751	O_N-AT244218	772	924
36 x 24 x 29½	900 x 600 x 751	O_N-AT243618	728	886
30 x 24 x 29½	750 x 600 x 751	O_N-AT243018	695	842

Specify the surface type (5, 6). Specify the accent color (A, S). Specify leg choice at the end of the code (B, C, F).

Left D-shaped extended corner modules



Packaged in 2 boxes.

To attach to a work surface. Grommet. Side full-width wiring access. 2 reversible recessed leg panels (one with wiring access). 6" diameter steel leg.

84 x 48 x 29	2100 x 1200 x 738	O_N-CB844824	1,456	2,031
78 x 48 x 29	1950 x 1200 x 738	O_N-CB784824	1,382	1,937
72 x 48 x 29	1800 x 1200 x 738	O_N-CB724824	1,310	1,835
84 x 42 x 29	2100 x 1050 x 738	O_N-CB844224	1,382	1,937
78 x 42 x 29	1950 x 1050 x 738	O_N-CB784224	1,310	1,835
72 x 42 x 29	1800 x 1050 x 738	O_N-CB724224	1,245	1,741

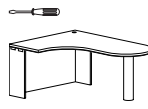
Specify the surface type (1, 2). Specify the accent color (A, S).

Left D-shaped extended corner modules (cont'd)

W x D x H (in)	W x D x H (mm)	Code	All Laminate (\$)	HPL Surfaces (\$)
84 x 48 x 29½	2100 x 1200 x 751	O_N-CB844824	1,658	2,322
78 x 48 x 29½	1950 x 1200 x 751	O_N-CB784824	1,588	2,222
72 x 48 x 29½	1800 x 1200 x 751	O_N-CB724824	1,519	2,126
84 x 42 x 29½	2100 x 1050 x 751	O_N-CB844224	1,588	2,222
78 x 42 x 29½	1950 x 1050 x 751	O_N-CB784224	1,519	2,126
72 x 42 x 29½	1800 x 1050 x 751	O_N-CB724224	1,456	2,031

Specify the surface type (5, 6). Specify the accent color (A, S).

Right D-shaped extended corner modules



Packaged in 2 boxes.

To attach to a work surface. Grommet. Side full-width wiring access. 2 reversible recessed leg panels (one with wiring access). 6" diameter steel leg.

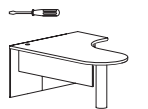
84 x 48 x 29	2100 x 1200 x 738	O_N-C4884B24	1,456	2,031
78 x 48 x 29	1950 x 1200 x 738	O_N-C4878B24	1,382	1,937
72 x 48 x 29	1800 x 1200 x 738	O_N-C4872B24	1,310	1,835
84 x 42 x 29	2100 x 1050 x 738	O_N-C4284B24	1,382	1,937
78 x 42 x 29	1950 x 1050 x 738	O_N-C4278B24	1,310	1,835
72 x 42 x 29	1800 x 1050 x 738	O_N-C4272B24	1,245	1,741

Specify the surface type (1, 2). Specify the accent color (A, S).

84 x 48 x 29½	2100 x 1200 x 751	O_N-C4884B24	1,658	2,322
78 x 48 x 29½	1950 x 1200 x 751	O_N-C4878B24	1,588	2,222
72 x 48 x 29½	1800 x 1200 x 751	O_N-C4872B24	1,519	2,126
84 x 42 x 29½	2100 x 1050 x 751	O_N-C4284B24	1,588	2,222
78 x 42 x 29½	1950 x 1050 x 751	O_N-C4278B24	1,519	2,126
72 x 42 x 29½	1800 x 1050 x 751	O_N-C4272B24	1,456	2,031

Specify the surface type (5, 6). Specify the accent color (A, S).

Left D-shaped extended corner modules with modesty panel



Packaged in 2 boxes.

To attach to a work surface. Grommet. Side half-width wiring access. Modesty panel. 6" diameter steel leg.

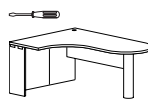
84 x 48 x 29	2100 x 1200 x 738	O_N-CBM844824	1,620	2,203
78 x 48 x 29	1950 x 1200 x 738	O_N-CBM784824	1,557	2,108
72 x 48 x 29	1800 x 1200 x 738	O_N-CBM724824	1,486	2,004
84 x 42 x 29	2100 x 1050 x 738	O_N-CBM844224	1,557	2,108
78 x 42 x 29	1950 x 1050 x 738	O_N-CBM784224	1,486	2,004
72 x 42 x 29	1800 x 1050 x 738	O_N-CBM724224	1,419	1,918

Specify the surface type (1, 2). Specify the accent color (A, S).

84 x 48 x 29½	2100 x 1200 x 751	O_N-CBM844824	1,829	2,495
78 x 48 x 29½	1950 x 1200 x 751	O_N-CBM784824	1,760	2,398
72 x 48 x 29½	1800 x 1200 x 751	O_N-CBM724824	1,697	2,304
84 x 42 x 29½	2100 x 1050 x 751	O_N-CBM844224	1,760	2,398
78 x 42 x 29½	1950 x 1050 x 751	O_N-CBM784224	1,697	2,304
72 x 42 x 29½	1800 x 1050 x 751	O_N-CBM724224	1,620	2,203

Specify the surface type (5, 6). Specify the accent color (A, S).

Right D-shaped extended corner modules with modesty panel



Packaged in 2 boxes.

To attach to a work surface. Grommet. Side half-width wiring access. Modesty panel. 6" diameter steel leg.

84 x 48 x 29	2100 x 1200 x 738	O_N-C4884BM24	1,620	2,203
78 x 48 x 29	1950 x 1200 x 738	O_N-C4878BM24	1,557	2,108
72 x 48 x 29	1800 x 1200 x 738	O_N-C4872BM24	1,486	2,004
84 x 42 x 29	2100 x 1050 x 738	O_N-C4284BM24	1,557	2,108
78 x 42 x 29	1950 x 1050 x 738	O_N-C4278BM24	1,486	2,004
72 x 42 x 29	1800 x 1050 x 738	O_N-C4272BM24	1,419	1,918

Specify the surface type (1, 2). Specify the accent color (A, S).



	W x D x H (in)	W x D x H (mm)	Code	All Laminate (\$)	HPL Surfaces (\$)
Right D-shaped extended corner modules with modesty panel (cont'd)	84 x 48 x 29½	2100 x 1200 x 751	O_N_-C4884BM24	1,829	2,495
	78 x 48 x 29½	1950 x 1200 x 751	O_N_-C4878BM24	1,760	2,398
	72 x 48 x 29½	1800 x 1200 x 751	O_N_-C4872BM24	1,697	2,304
	84 x 42 x 29½	2100 x 1050 x 751	O_N_-C4284BM24	1,760	2,398
	78 x 42 x 29½	1950 x 1050 x 751	O_N_-C4278BM24	1,697	2,304
	72 x 42 x 29½	1800 x 1050 x 751	O_N_-C4272BM24	1,620	2,203

Specify the surface type (5, 6). Specify the accent color (A, S).

Left P-shaped extended corner modules



Packaged in 2 boxes.

To attach to a work surface. Grommet. Side full-width wiring access. 2 reversible recessed leg panels (one with wiring access). 6" diameter steel leg.

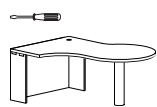
84 x 60 x 29	2100 x 1500 x 738	O_N_-CP844824	1,519	2,126
78 x 60 x 29	1950 x 1500 x 738	O_N_-CP784824	1,456	2,031
72 x 60 x 29	1800 x 1500 x 738	O_N_-CP724824	1,382	1,937
84 x 54 x 29	2100 x 1350 x 738	O_N_-CP844224	1,456	2,031
78 x 54 x 29	1950 x 1350 x 738	O_N_-CP784224	1,382	1,937
72 x 54 x 29	1800 x 1350 x 738	O_N_-CP724224	1,310	1,835

Specify the surface type (1, 2). Specify the accent color (A, S).

84 x 60 x 29½	2100 x 1500 x 751	O_N_-CP844824	1,727	2,419
78 x 60 x 29½	1950 x 1500 x 751	O_N_-CP784824	1,658	2,322
72 x 60 x 29½	1800 x 1500 x 751	O_N_-CP724824	1,588	2,222
84 x 54 x 29½	2100 x 1350 x 751	O_N_-CP844224	1,658	2,322
78 x 54 x 29½	1950 x 1350 x 751	O_N_-CP784224	1,588	2,222
72 x 54 x 29½	1800 x 1350 x 751	O_N_-CP724224	1,519	2,126

Specify the surface type (5, 6). Specify the accent color (A, S).

Right P-shaped extended corner modules



Packaged in 2 boxes.

To attach to a work surface. Grommet. Side full-width wiring access. 2 reversible recessed leg panels (one with wiring access). 6" diameter steel leg.

84 x 60 x 29	2100 x 1500 x 738	O_N_-C4884P24	1,519	2,126
78 x 60 x 29	1950 x 1500 x 738	O_N_-C4878P24	1,456	2,031
72 x 60 x 29	1800 x 1500 x 738	O_N_-C4872P24	1,382	1,937
84 x 54 x 29	2100 x 1350 x 738	O_N_-C4284P24	1,456	2,031
78 x 54 x 29	1950 x 1350 x 738	O_N_-C4278P24	1,382	1,937
72 x 54 x 29	1800 x 1350 x 738	O_N_-C4272P24	1,310	1,835

Specify the surface type (1, 2). Specify the accent color (A, S).

84 x 60 x 29½	2100 x 1500 x 751	O_N_-C4884P24	1,727	2,419
78 x 60 x 29½	1950 x 1500 x 751	O_N_-C4878P24	1,658	2,322
72 x 60 x 29½	1800 x 1500 x 751	O_N_-C4872P24	1,588	2,222
84 x 54 x 29½	2100 x 1350 x 751	O_N_-C4284P24	1,658	2,322
78 x 54 x 29½	1950 x 1350 x 751	O_N_-C4278P24	1,588	2,222
72 x 54 x 29½	1800 x 1350 x 751	O_N_-C4272P24	1,519	2,126

Specify the surface type (5, 6). Specify the accent color (A, S).

Left P-shaped extended corner modules with modesty panel



Packaged in 2 boxes.

To attach to a work surface. Grommet. Side half-width wiring access. Modesty panel. 6" diameter steel leg.

84 x 60 x 29	2100 x 1500 x 738	O_N_-CPM844824	1,697	2,304
78 x 60 x 29	1950 x 1500 x 738	O_N_-CPM784824	1,620	2,203
72 x 60 x 29	1800 x 1500 x 738	O_N_-CPM724824	1,557	2,108
84 x 54 x 29	2100 x 1350 x 738	O_N_-CPM844224	1,620	2,203
78 x 54 x 29	1950 x 1350 x 738	O_N_-CPM784224	1,557	2,108
72 x 54 x 29	1800 x 1350 x 738	O_N_-CPM724224	1,486	2,004

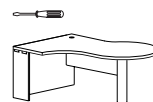
Specify the surface type (1, 2). Specify the accent color (A, S).

Left P-shaped extended corner modules with modesty panel (cont'd)

	W x D x H (in)	W x D x H (mm)	Code	All Laminate (\$)	HPL Surfaces (\$)
Left P-shaped extended corner modules with modesty panel (cont'd)	84 x 60 x 29½	2100 x 1500 x 751	O_N_-CPM844824	1,905	2,595
	78 x 60 x 29½	1950 x 1500 x 751	O_N_-CPM784824	1,829	2,495
	72 x 60 x 29½	1800 x 1500 x 751	O_N_-CPM724824	1,760	2,398
	84 x 54 x 29½	2100 x 1350 x 751	O_N_-CPM844224	1,829	2,495
	78 x 54 x 29½	1950 x 1350 x 751	O_N_-CPM784224	1,760	2,398
	72 x 54 x 29½	1800 x 1350 x 751	O_N_-CPM724224	1,697	2,304

Specify the surface type (5, 6). Specify the accent color (A, S).

Right P-shaped extended corner modules with modesty panel



Packaged in 2 boxes.

To attach to a work surface. Grommet. Side full-width wiring access. Modesty panel. 6" diameter steel leg.

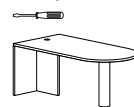
84 x 60 x 29	2100 x 1500 x 738	O_N_-C4884PM24	1,697	2,304
78 x 60 x 29	1950 x 1500 x 738	O_N_-C4878PM24	1,620	2,203
72 x 60 x 29	1800 x 1500 x 738	O_N_-C4872PM24	1,557	2,108
84 x 54 x 29	2100 x 1350 x 738	O_N_-C4284PM24	1,620	2,203
78 x 54 x 29	1950 x 1350 x 738	O_N_-C4278PM24	1,557	2,108
72 x 54 x 29	1800 x 1350 x 738	O_N_-C4272PM24	1,486	2,004

Specify the surface type (1, 2). Specify the accent color (A, S).

84 x 60 x 29½	2100 x 1500 x 751	O_N_-C4884PM24	1,905	2,595
78 x 60 x 29½	1950 x 1500 x 751	O_N_-C4878PM24	1,829	2,495
72 x 60 x 29½	1800 x 1500 x 751	O_N_-C4872PM24	1,760	2,398
84 x 54 x 29½	2100 x 1350 x 751	O_N_-C4284PM24	1,829	2,495
78 x 54 x 29½	1950 x 1350 x 751	O_N_-C4278PM24	1,760	2,398
72 x 54 x 29½	1800 x 1350 x 751	O_N_-C4272PM24	1,697	2,304

Specify the surface type (5, 6). Specify the accent color (A, S).

D-shaped tables



Packaged in 2 boxes.

To attach to a work surface. Grommet. 6" diameter steel leg.

72 x 36 x 29	1800 x 900 x 738	O_N_-BT3672	1,012	1,419
66 x 36 x 29	1650 x 900 x 738	O_N_-BT3666	987	1,374
60 x 36 x 29	1500 x 900 x 738	O_N_-BT3660	944	1,328
72 x 30 x 29	1800 x 750 x 738	O_N_-BT3072	944	1,328
66 x 30 x 29	1650 x 750 x 738	O_N_-BT3066	899	1,261
60 x 30 x 29	1500 x 750 x 738	O_N_-BT3060	866	1,214
72 x 24 x 29	1800 x 600 x 738	O_N_-BT2472	866	1,214
66 x 24 x 29	1650 x 600 x 738	O_N_-BT2466	828	1,158
60 x 24 x 29	1500 x 600 x 738	O_N_-BT2460	791	1,109

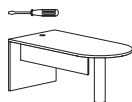
Specify the surface type (1, 2). Specify the accent color (A, S).

72 x 36 x 29½	1800 x 900 x 751	O_N_-BT3672	1,223	1,709
66 x 36 x 29½	1650 x 900 x 751	O_N_-BT3666	1,183	1,664
60 x 36 x 29½	1500 x 900 x 751	O_N_-BT3660	1,152	1,615
72 x 30 x 29½	1800 x 750 x 751	O_N_-BT3072	1,152	1,615
66 x 30 x 29½	1650 x 750 x 751	O_N_-BT3066	1,109	1,545
60 x 30 x 29½	1500 x 750 x 751	O_N_-BT3060	1,071	1,500
72 x 24 x 29½	1800 x 600 x 751	O_N_-BT2472	1,071	1,500
66 x 24 x 29½	1650 x 600 x 751	O_N_-BT2466	1,038	1,456
60 x 24 x 29½	1500 x 600 x 751	O_N_-BT2460	1,001	1,392

Specify the surface type (5, 6). Specify the accent color (A, S).



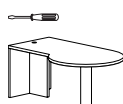
D-shaped tables with modesty panel



Packaged in 2 boxes.

W x D x H (in)	W x D x H (mm)	Code	All Laminate (\$)	HPL Surfaces (\$)
<i>To attach to a work surface. Reversible modesty panel. 6" diameter steel leg. Grommet.</i>				
72 x 36 x 29	1800 x 900 x 738	O_N_-BTM3672	1,119	1,571
72 x 30 x 29	1800 x 750 x 738	O_N_-BTM3072	1,056	1,486
66 x 30 x 29	1650 x 750 x 738	O_N_-BTM3066	918	1,284
Specify the surface type (1, 2). Specify the accent color (A, S).				
72 x 36 x 29½	1800 x 900 x 751	O_N_-BTM3672	1,176	1,653
72 x 30 x 29½	1800 x 750 x 751	O_N_-BTM3072	1,127	1,582
66 x 30 x 29½	1650 x 750 x 751	O_N_-BTM3066	1,083	1,519
Specify the surface type (5, 6). Specify the accent color (A, S).				

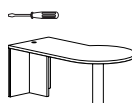
Left P-shaped tables



Packaged in 2 boxes.

W x D x H (in)	W x D x H (mm)	Code	All Laminate (\$)	HPL Surfaces (\$)
<i>To attach to a work surface. 6" diameter steel leg. Grommet.</i>				
72 x 42 x 29	1800 x 1050 x 738	O_N_-PT3072	1,049	1,474
66 x 42 x 29	1650 x 1050 x 738	O_N_-PT3066	1,026	1,436
60 x 42 x 29	1500 x 1050 x 738	O_N_-PT3060	1,001	1,387
Specify the surface type (1, 2). Specify the accent color (A, S).				
72 x 42 x 29½	1800 x 1050 x 751	O_N_-PT3072	1,261	1,760
66 x 42 x 29½	1650 x 1050 x 751	O_N_-PT3066	1,234	1,727
60 x 42 x 29½	1500 x 1050 x 751	O_N_-PT3060	1,202	1,689
Specify the surface type (5, 6). Specify the accent color (A, S).				

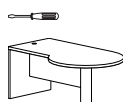
Right P-shaped tables



Packaged in 2 boxes.

W x D x H (in)	W x D x H (mm)	Code	All Laminate (\$)	HPL Surfaces (\$)
<i>To attach to a work surface. 6" diameter steel leg. Grommet.</i>				
72 x 42 x 29	1800 x 1050 x 738	O_N_-3072PT	1,049	1,474
66 x 42 x 29	1650 x 1050 x 738	O_N_-3066PT	1,026	1,436
60 x 42 x 29	1500 x 1050 x 738	O_N_-3060PT	1,001	1,387
Specify the surface type (1, 2). Specify the accent color (A, S).				
72 x 42 x 29½	1800 x 1050 x 751	O_N_-3072PT	1,261	1,760
66 x 42 x 29½	1650 x 1050 x 751	O_N_-3066PT	1,234	1,727
60 x 42 x 29½	1500 x 1050 x 751	O_N_-3060PT	1,202	1,689
Specify the surface type (5, 6). Specify the accent color (A, S).				

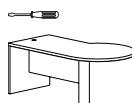
Left P-shaped tables with modesty panel



Packaged in 2 boxes.

W x D x H (in)	W x D x H (mm)	Code	All Laminate (\$)	HPL Surfaces (\$)
<i>To attach to a work surface. Modesty panel. 6" diameter steel leg. Grommet.</i>				
72 x 42 x 29	1800 x 1050 x 738	O_N_-PTM3072	1,114	1,562
66 x 42 x 29	1650 x 1050 x 738	O_N_-PTM3066	1,088	1,531
60 x 42 x 29	1500 x 1050 x 738	O_N_-PTM3060	1,001	1,392
Specify the surface type (1, 2). Specify the accent color (A, S).				
72 x 42 x 29½	1800 x 1050 x 751	O_N_-PTM3072	1,317	1,854
66 x 42 x 29½	1650 x 1050 x 751	O_N_-PTM3066	1,299	1,824
60 x 42 x 29½	1500 x 1050 x 751	O_N_-PTM3060	1,202	1,689
Specify the surface type (5, 6). Specify the accent color (A, S).				

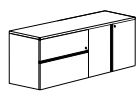
Right P-shaped tables with modesty panel



Packaged in 2 boxes.

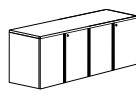
W x D x H (in)	W x D x H (mm)	Code	All Laminate (\$)	HPL Surfaces (\$)
<i>To attach to a work surface. Modesty panel. 6" diameter steel leg. Grommet.</i>				
72 x 42 x 29	1800 x 1050 x 738	O_N_-3072PTM	1,114	1,562
66 x 42 x 29	1650 x 1050 x 738	O_N_-3066PTM	1,088	1,531
60 x 42 x 29	1500 x 1050 x 738	O_N_-3060PTM	1,001	1,392
Specify the surface type (1, 2). Specify the accent color (A, S).				
72 x 42 x 29½	1800 x 1050 x 751	O_N_-3072PTM	1,317	1,854
66 x 42 x 29½	1650 x 1050 x 751	O_N_-3066PTM	1,299	1,824
60 x 42 x 29½	1500 x 1050 x 751	O_N_-3060PTM	1,202	1,689
Specify the surface type (5, 6). Specify the accent color (A, S).				

Lateral file / bookcase credenzas



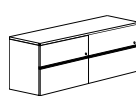
W x D x H (in)	W x D x H (mm)	Code	All Laminate (\$)	HPL Surfaces (\$)
<i>Full-width wire access. 2 file drawers with suspension bars. Bookcase unit with doors, 1 adjustable shelf. Locks.</i>				
72 x 24 x 29	1800 x 600 x 738	O___-LF2472B	2,004	2,419
Specify the surface type (1, 2). Specify the handle code (B, L, Z). Specify the accent color (A, S).				
72 x 24 x 29½	1800 x 600 x 751	O___-LF2472B	2,228	2,676
Specify the surface type (5, 6). Specify the handle code (B, L, Z). Specify the accent color (A, S).				

Double bookcase credenzas



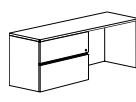
W x D x H (in)	W x D x H (mm)	Code	All Laminate (\$)	HPL Surfaces (\$)
<i>Full-width wire access. 2 bookcases units with doors. Locks. 1 adjustable shelf on each side.</i>				
72 x 24 x 29	1800 x 600 x 738	O___-B2472B	1,804	2,172
Specify the surface type (1, 2). Specify the handle code (B, L, Z). Specify the accent color (A, S).				
72 x 24 x 29½	1800 x 600 x 751	O___-B2472B	2,031	2,436
Specify the surface type (5, 6). Specify the handle code (B, L, Z). Specify the accent color (A, S).				

Double lateral file credenzas



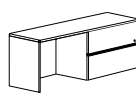
W x D x H (in)	W x D x H (mm)	Code	All Laminate (\$)	HPL Surfaces (\$)
<i>Full-width wire access. 4 file drawers with suspension bars. Locks. Optional counterweights to meet BIFMA standards, refer to page 149.</i>				
72 x 24 x 29	1800 x 600 x 738	O___-LF2472LF	2,228	2,676
Specify the surface type (1, 2). Specify the handle code (B, L, Z). Specify the accent color (A, S).				
72 x 24 x 29½	1800 x 600 x 751	O___-LF2472LF	2,449	2,948
Specify the surface type (5, 6). Specify the handle code (B, L, Z). Specify the accent color (A, S).				

Left lateral file credenzas



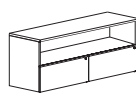
W x D x H (in)	W x D x H (mm)	Code	All Laminate (\$)	HPL Surfaces (\$)
<i>Full-width wire access. 2 file drawers with suspension bars. Lock.</i>				
72 x 24 x 29	1800 x 600 x 738	O___-LF2472S	1,709	2,052
66 x 24 x 29	1650 x 600 x 738	O___-LF2466S	1,639	1,961
60 x 24 x 29	1500 x 600 x 738	O___-LF2460S	1,562	1,874
Specify the surface type (1, 2). Specify the handle code (B, L, Z). Specify the accent color (A, S).				
72 x 24 x 29½	1800 x 600 x 751	O___-LF2472S	1,956	2,342
66 x 24 x 29½	1650 x 600 x 751	O___-LF2466S	1,880	2,253
60 x 24 x 29½	1500 x 600 x 751	O___-LF2460S	1,799	2,164
Specify the surface type (5, 6). Specify the handle code (B, L, Z). Specify the accent color (A, S).				

Right lateral file credenzas



W x D x H (in)	W x D x H (mm)	Code	All Laminate (\$)	HPL Surfaces (\$)
<i>Full-width wire access. 2 file drawers with suspension bars. Lock.</i>				
72 x 24 x 29	1800 x 600 x 738	O___-S2472LF	1,709	2,052
66 x 24 x 29	1650 x 600 x 738	O___-S2466LF	1,639	1,961
60 x 24 x 29	1500 x 600 x 738	O___-S2460LF	1,562	1,874
Specify the surface type (1, 2). Specify the handle code (B, L, Z). Specify the accent color (A, S).				
72 x 24 x 29½	1800 x 600 x 751	O___-S2472LF	1,956	2,342
66 x 24 x 29½	1650 x 600 x 751	O___-S2466LF	1,880	2,253
60 x 24 x 29½	1500 x 600 x 751	O___-S2460LF	1,799	2,164
Specify the surface type (5, 6). Specify the handle code (B, L, Z). Specify the accent color (A, S).				

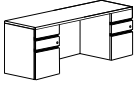
Lateral file credenzas



W x D x H (in)	W x D x H (mm)	Code	All Laminate (\$)	HPL Surfaces (\$)
<i>Open space on top and 2 file drawers on bottom with suspension bars. Locks. Full-width wire access. Optional counterweights to meet BIFMA standards, refer to page 149.</i>				
72 x 24 x 29	1800 x 600 x 738	O___-SLF2472	1,684	2,019
Specify the surface type (1, 2). Specify the handle code (B, L, Z). Specify the accent color (A, S).				
72 x 24 x 29½	1800 x 600 x 751	O___-SLF2472	1,905	2,285
Specify the surface type (5, 6). Specify the handle code (B, L, Z). Specify the accent color (A, S).				



W x D x H (in)	W x D x H (mm)	Code	All Laminate (\$)	HPL Surfaces (\$)
Double pedestal credenzas low profile				
<i>Full-width wire access. 2 pedestals with locks. 4 box drawers and 2 file drawers with suspension bars. Pencil tray.</i>				
72 x 24 x 29	1800 x 600 x 738	0___-UF2472UF	2,052	2,462
66 x 24 x 29	1650 x 600 x 738	0___-UF2466UF	2,037	2,441
60 x 24 x 29	1500 x 600 x 738	0___-UF2460UF	1,999	2,419

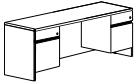


Specify the surface type (1, 2). Specify the handle code (B, L, Z).
Specify the accent color (A, S).

72 x 24 x 29½	1800 x 600 x 751	0___-UF2472UF	2,298	2,758
66 x 24 x 29½	1650 x 600 x 751	0___-UF2466UF	2,285	2,741
60 x 24 x 29½	1500 x 600 x 751	0___-UF2460UF	2,246	2,696

Specify the surface type (5, 6). Specify the handle code (B, L, Z).
Specify the accent color (A, S).

W x D x H (in)	W x D x H (mm)	Code	All Laminate (\$)	HPL Surfaces (\$)
Double pedestal credenzas				
<i>Full-width wire access. 2 pedestals with locks. 2 box drawers and 2 file drawers with suspension bars. Pencil tray.</i>				
72 x 24 x 29	1800 x 600 x 738	0___-F2472F	1,639	1,967
66 x 24 x 29	1650 x 600 x 738	0___-F2466F	1,620	1,949
60 x 24 x 29	1500 x 600 x 738	0___-F2460F	1,588	1,910

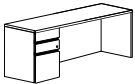


Specify the surface type (1, 2). Specify the handle code (B, L, Z).
Specify the accent color (A, S).

72 x 24 x 29½	1800 x 600 x 751	0___-F2472F	1,880	2,260
66 x 24 x 29½	1650 x 600 x 751	0___-F2466F	1,867	2,235
60 x 24 x 29½	1500 x 600 x 751	0___-F2460F	1,829	2,196

Specify the surface type (5, 6). Specify the handle code (B, L, Z).
Specify the accent color (A, S).

W x D x H (in)	W x D x H (mm)	Code	All Laminate (\$)	HPL Surfaces (\$)
Left single pedestal credenzas low profile				
<i>Full-width wire access. 1 pedestal on left with lock. 2 box drawers and 1 file drawer with suspension bar. Pencil tray.</i>				
72 x 24 x 29	1800 x 600 x 738	0___-UF2472S	1,474	1,727
66 x 24 x 29	1650 x 600 x 738	0___-UF2466S	1,450	1,697
60 x 24 x 29	1500 x 600 x 738	0___-UF2460S	1,403	1,653

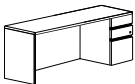


Specify the surface type (1, 2). Specify the handle code (B, L, Z).
Specify the accent color (A, S).

72 x 24 x 29½	1800 x 600 x 751	0___-UF2472S	1,664	1,961
66 x 24 x 29½	1650 x 600 x 751	0___-UF2466S	1,634	1,924
60 x 24 x 29½	1500 x 600 x 751	0___-UF2460S	1,601	1,886

Specify the surface type (5, 6). Specify the handle code (B, L, Z).
Specify the accent color (A, S).

W x D x H (in)	W x D x H (mm)	Code	All Laminate (\$)	HPL Surfaces (\$)
Right single pedestal credenzas				
<i>Full-width wire access. 1 pedestal on right with lock. 2 box drawers and 1 file drawer with suspension bar. Pencil tray.</i>				
72 x 24 x 29	1800 x 600 x 738	0___-S2472UF	1,474	1,727
66 x 24 x 29	1650 x 600 x 738	0___-S2466UF	1,450	1,697
60 x 24 x 29	1500 x 600 x 738	0___-S2460UF	1,403	1,653

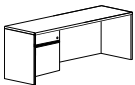


Specify the surface type (1, 2). Specify the handle code (B, L, Z).
Specify the accent color (A, S).

72 x 24 x 29½	1800 x 600 x 751	0___-S2472UF	1,664	1,961
66 x 24 x 29½	1650 x 600 x 751	0___-S2466UF	1,634	1,924
60 x 24 x 29½	1500 x 600 x 751	0___-S2460UF	1,601	1,886

Specify the surface type (5, 6). Specify the handle code (B, L, Z).
Specify the accent color (A, S).

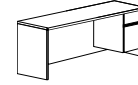
W x D x H (in)	W x D x H (mm)	Code	All Laminate (\$)	HPL Surfaces (\$)
Left single pedestal credenzas				
<i>Full-width wire access. 1 pedestal on left with lock. 1 box drawer and 1 file drawer with suspension bar. Pencil tray.</i>				
72 x 24 x 29	1800 x 600 x 738	0___-F2472S	1,266	1,519
66 x 24 x 29	1650 x 600 x 738	0___-F2466S	1,239	1,486
60 x 24 x 29	1500 x 600 x 738	0___-F2460S	1,202	1,450



Specify the surface type (1, 2). Specify the handle code (B, L, Z).
Specify the accent color (A, S).

W x D x H (in)	W x D x H (mm)	Code	All Laminate (\$)	HPL Surfaces (\$)
Left single pedestal credenzas (cont'd)				
72 x 24 x 29½	1800 x 600 x 751	0___-F2472S	1,507	1,810
66 x 24 x 29½	1650 x 600 x 751	0___-F2466S	1,479	1,772
60 x 24 x 29½	1500 x 600 x 751	0___-F2460S	1,450	1,736

W x D x H (in)	W x D x H (mm)	Code	All Laminate (\$)	HPL Surfaces (\$)
Right single pedestal credenzas				
<i>Full-width wire access. 1 pedestal on right with lock. 1 box drawer and 1 file drawer with suspension bar. Pencil tray.</i>				
72 x 24 x 29	1800 x 600 x 738	0___-S2472F	1,266	1,519
66 x 24 x 29	1650 x 600 x 738	0___-S2466F	1,239	1,486
60 x 24 x 29	1500 x 600 x 738	0___-S2460F	1,202	1,450

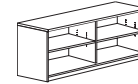


Specify the surface type (1, 2). Specify the handle code (B, L, Z).
Specify the accent color (A, S).

72 x 24 x 29½	1800 x 600 x 751	0___-S2472F	1,507	1,810
66 x 24 x 29½	1650 x 600 x 751	0___-S2466F	1,479	1,772
60 x 24 x 29½	1500 x 600 x 751	0___-S2460F	1,450	1,736

Specify the surface type (5, 6). Specify the handle code (B, L, Z).
Specify the accent color (A, S).

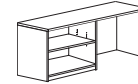
W x D x H (in)	W x D x H (mm)	Code	All Laminate (\$)	HPL Surfaces (\$)
Open bookcase credenzas				
<i>1 adjustable shelf on each side. Full-width wire access.</i>				
72 x 24 x 29	1800 x 600 x 738	0_N_-BE2472BE	1,443	1,727
72 x 24 x 29½	1800 x 600 x 751	0_N_-BE2472BE	1,582	1,905



Specify the surface type (1, 2). Specify the accent color (A, S).

Specify the surface type (5, 6). Specify the accent color (A, S).

W x D x H (in)	W x D x H (mm)	Code	All Laminate (\$)	HPL Surfaces (\$)
Left open bookcase credenzas				
<i>1 adjustable shelf. Full-width wire access.</i>				
72 x 24 x 29	1800 x 600 x 738	0_N_-BE2472S	1,328	1,594
66 x 24 x 29	1650 x 600 x 738	0_N_-BE2466S	1,266	1,531
60 x 24 x 29	1500 x 600 x 738	0_N_-BE2460S	1,202	1,468

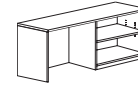


Specify the surface type (1, 2). Specify the accent color (A, S).

72 x 24 x 29½	1800 x 600 x 751	0_N_-BE2472S	1,463	1,752
66 x 24 x 29½	1650 x 600 x 751	0_N_-BE2466S	1,392	1,689
60 x 24 x 29½	1500 x 600 x 751	0_N_-BE2460S	1,328	1,620

Specify the surface type (5, 6). Specify the accent color (A, S).

W x D x H (in)	W x D x H (mm)	Code	All Laminate (\$)	HPL Surfaces (\$)
Right open bookcase credenzas				
<i>1 adjustable shelf. Full-width wire access.</i>				
72 x 24 x 29	1800 x 600 x 738	0_N_-S2472BE	1,328	1,594
66 x 24 x 29	1650 x 600 x 738	0_N_-S2466BE	1,266	1,531
60 x 24 x 29	1500 x 600 x 738	0_N_-S2460BE	1,202	1,468



Specify the surface type (1, 2). Specify the accent color (A, S).

72 x 24 x 29½	1800 x 600 x 751	0_N_-S2472BE	1,463	1,752
66 x 24 x 29½	1650 x 600 x 751	0_N_-S2466BE	1,392	1,689
60 x 24 x 29½	1500 x 600 x 751	0_N_-S2460BE	1,328	1,620

Specify the surface type (5, 6). Specify the accent color (A, S).

W x D x H (in)	W x D x H (mm)	Code	All Laminate (\$)	HPL Surfaces (\$)
Return shells				
<i>Reversible. 1 grommet. Can accommodate 1 pedestal.</i>				
48 x 24 x 29	1200 x 600 x 738	0_N_-R2448S	590	704
42 x 24 x 29	1050 x 600 x 738	0_N_-R2442S	569	684
36 x 24 x 29	900 x 600 x 738	0_N_-R2436S	539	652



Specify the surface type (1, 2). Specify the accent color (A, S).

48 x 24 x 29½	1200 x 600 x 751	0_N_-R2448S	754	905
42 x 24 x 29½	1050 x 600 x 751	0_N_-R2442S	716	866
36 x 24 x 29½	900 x 600 x 751	0_N_-R2436S	671	811

Specify the surface type (5, 6). Specify the accent color (A, S).



Left executive returns low profile



W x D x H (in)	W x D x H (mm)	Code	All Laminate (\$)	HPL Surfaces (\$)
<i>1 pedestal on left with lock. 2 box drawers and 1 file drawer with suspension bar. Pencil tray. Grommet.</i>				
48 x 24 x 29	1200 x 600 x 738	O___-UF2448R	1,245	1,456
42 x 24 x 29	1050 x 600 x 738	O___-UF2442R	1,176	1,382
36 x 24 x 29	900 x 600 x 738	O___-UF2436R	1,127	1,310
Specify the surface type (1, 2). Specify the handle code (B, L, Z). Specify the accent color (A, S).				
48 x 24 x 29½	1200 x 600 x 751	O___-UF2448R	1,374	1,608
42 x 24 x 29½	1050 x 600 x 751	O___-UF2442R	1,310	1,531
36 x 24 x 29½	900 x 600 x 751	O___-UF2436R	1,261	1,474

Right executive returns low profile



W x D x H (in)	W x D x H (mm)	Code	All Laminate (\$)	HPL Surfaces (\$)
<i>1 pedestal on right with lock. 2 box drawers and 1 file drawer with suspension bar. Pencil tray. Grommet.</i>				
48 x 24 x 29	1200 x 600 x 738	O___-R2448UF	1,245	1,456
42 x 24 x 29	1050 x 600 x 738	O___-R2442UF	1,176	1,382
36 x 24 x 29	900 x 600 x 738	O___-R2436UF	1,127	1,310
Specify the surface type (1, 2). Specify the handle code (B, L, Z). Specify the accent color (A, S).				
48 x 24 x 29½	1200 x 600 x 751	O___-R2448UF	1,374	1,608
42 x 24 x 29½	1050 x 600 x 751	O___-R2442UF	1,310	1,531
36 x 24 x 29½	900 x 600 x 751	O___-R2436UF	1,261	1,474

Right executive returns



W x D x H (in)	W x D x H (mm)	Code	All Laminate (\$)	HPL Surfaces (\$)
<i>1 pedestal on right with lock. 1 box drawer and 1 file drawer with suspension bar. Pencil tray. Grommet.</i>				
48 x 24 x 29	1200 x 600 x 738	O___-R2448F	1,038	1,245
42 x 24 x 29	1050 x 600 x 738	O___-R2442F	968	1,170
36 x 24 x 29	900 x 600 x 738	O___-R2436F	918	1,109
Specify the surface type (1, 2). Specify the handle code (B, L, Z). Specify the accent color (A, S).				
48 x 24 x 29½	1200 x 600 x 751	O___-R2448F	1,164	1,398
42 x 24 x 29½	1050 x 600 x 751	O___-R2442F	1,109	1,328
36 x 24 x 29½	900 x 600 x 751	O___-R2436F	1,049	1,266

Left executive returns



W x D x H (in)	W x D x H (mm)	Code	All Laminate (\$)	HPL Surfaces (\$)
<i>1 pedestal on left with lock. 1 box drawer and 1 file drawer with suspension bar. Pencil tray. Grommet.</i>				
48 x 24 x 29	1200 x 600 x 738	O___-F2448R	1,038	1,245
42 x 24 x 29	1050 x 600 x 738	O___-F2442R	968	1,170
36 x 24 x 29	900 x 600 x 738	O___-F2436R	918	1,109
Specify the surface type (1, 2). Specify the handle code (B, L, Z). Specify the accent color (A, S).				
48 x 24 x 29½	1200 x 600 x 751	O___-F2448R	1,164	1,398
42 x 24 x 29½	1050 x 600 x 751	O___-F2442R	1,109	1,328
36 x 24 x 29½	900 x 600 x 751	O___-F2436R	1,049	1,266

Specify the surface type (5, 6). Specify the handle code (B, L, Z). Specify the accent color (A, S).

Bridge returns



W x D x H (in)	W x D x H (mm)	Code	All Laminate (\$)	HPL Surfaces (\$)
<i>Grommet. Full-height modesty panel.</i>				
48 x 24 x 29	1200 x 600 x 738	O_N_-BR2448	475	574
42 x 24 x 29	1050 x 600 x 738	O_N_-BR2442	442	531
36 x 24 x 29	900 x 600 x 738	O_N_-BR2436	418	500

Specify the surface type (1, 2). Specify the accent color (A, S).

48 x 24 x 29½	1200 x 600 x 751	O_N_-BR2448	583	695
42 x 24 x 29½	1050 x 600 x 751	O_N_-BR2442	557	665
36 x 24 x 29½	900 x 600 x 751	O_N_-BR2436	526	639

Specify the surface type (5, 6). Specify the accent color (A, S).

Hutches with doors and pigeonholes



72" to 60": 4 doors
54" to 48": 3 doors
42" to 36": 2 doors

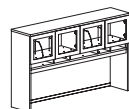
W x D x H (in)	W x D x H (mm)	Code	All Laminate (\$)	HPL Surfaces (\$)
<i>Wire dividers included (1 per door). Can accommodate a tackboard, refer to page 147. Clearance: 20⅝" (530 mm). Grommet. Full-width wire access.</i>				
72 x 16 x 44	1800 x 400 x 1096	O1N_-E724416PD	1,747	—
66 x 16 x 44	1650 x 400 x 1096	O1N_-E664416PD	1,689	—
60 x 16 x 44	1500 x 400 x 1096	O1N_-E604416PD	1,620	—
54 x 16 x 44	1350 x 400 x 1096	O1N_-E544416PD	1,557	—
48 x 16 x 44	1200 x 400 x 1096	O1N_-E484416PD	1,495	—
42 x 16 x 44	1050 x 400 x 1096	O1N_-E424416PD	1,424	—
36 x 16 x 44	900 x 400 x 1096	O1N_-E364416PD	1,355	—

Specify the accent color (A, S). To be used with 1" surfaces.

72 x 16 x 44	1800 x 400 x 1096	O5N_-E724416PD	1,892	—
66 x 16 x 44	1650 x 400 x 1096	O5N_-E664416PD	1,824	—
60 x 16 x 44	1500 x 400 x 1096	O5N_-E604416PD	1,760	—
54 x 16 x 44	1350 x 400 x 1096	O5N_-E544416PD	1,697	—
48 x 16 x 44	1200 x 400 x 1096	O5N_-E484416PD	1,601	—
42 x 16 x 44	1050 x 400 x 1096	O5N_-E424416PD	1,531	—
36 x 16 x 44	900 x 400 x 1096	O5N_-E364416PD	1,468	—

Specify the accent color (A, S). To be used with 1½" surfaces.

Hutches with translucent doors and pigeonholes – 44" H



72" to 60": 4 doors
54" to 48": 3 doors
42" to 36": 2 doors

W x D x H (in)	W x D x H (mm)	Code	All Laminate (\$)	HPL Surfaces (\$)
<i>Wire dividers included (1 per door). Can accommodate a tackboard, refer to page 147. Clearance: 20⅝" (530 mm). Grommet. Full-width wire access.</i>				
72 x 16 x 44	1800 x 400 x 1096	O1NS-E724416TD	2,398	—
66 x 16 x 44	1650 x 400 x 1096	O1NS-E664416TD	2,342	—
60 x 16 x 44	1500 x 400 x 1096	O1NS-E604416TD	2,272	—
54 x 16 x 44	1350 x 400 x 1096	O1NS-E544416TD	2,045	—
48 x 16 x 44	1200 x 400 x 1096	O1NS-E484416TD	1,982	—
42 x 16 x 44	1050 x 400 x 1096	O1NS-E424416TD	1,747	—
36 x 16 x 44	900 x 400 x 1096	O1NS-E364416TD	1,684	—

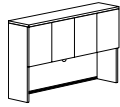
Accent color S. To be used with 1" surfaces.

72 x 16 x 44	1800 x 400 x 1096	O5NS-E724416TD	2,544	—
66 x 16 x 44	1650 x 400 x 1096	O5NS-E664416TD	2,475	—
60 x 16 x 44	1500 x 400 x 1096	O5NS-E604416TD	2,411	—
54 x 16 x 44	1350 x 400 x 1096	O5NS-E544416TD	2,184	—
48 x 16 x 44	1200 x 400 x 1096	O5NS-E484416TD	2,095	—
42 x 16 x 44	1050 x 400 x 1096	O5NS-E424416TD	1,862	—
36 x 16 x 44	900 x 400 x 1096	O5NS-E364416TD	1,791	—

Accent color S. To be used with 1½" surfaces.



W x D x H (in)	W x D x H (mm)	Code	All Laminate (\$)	HPL Surfaces (\$)
Hutches with doors – 44" H				
<i>Wire dividers included (1 per door). Can accommodate a tackboard, refer to page 147. Clearance: 20% (530 mm). Grommet. Full-width wire access. Adjustable shelves.</i>				
72" x 16 x 44	1800 x 400 x 1096	01N_-E724416P	1,474	–
66" x 16 x 44	1650 x 400 x 1096	01N_-E664416P	1,403	–
60" x 16 x 44	1500 x 400 x 1096	01N_-E604416P	1,348	–
54" x 16 x 44	1350 x 400 x 1096	01N_-E544416P	1,278	–
48" x 16 x 44	1200 x 400 x 1096	01N_-E484416P	1,223	–
42" x 16 x 44	1050 x 400 x 1096	01N_-E424416P	1,147	–
36" x 16 x 44	900 x 400 x 1096	01N_-E364416P	1,076	–



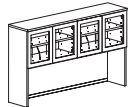
72" to 60": 4 doors
54" to 48": 3 doors
42" to 36": 2 doors

Specify the accent color (A, S). To be used with 1" surfaces.

72" x 16 x 44	1800 x 400 x 1096	05N_-E724416P	1,615	–
66" x 16 x 44	1650 x 400 x 1096	05N_-E664416P	1,545	–
60" x 16 x 44	1500 x 400 x 1096	05N_-E604416P	1,486	–
54" x 16 x 44	1350 x 400 x 1096	05N_-E544416P	1,419	–
48" x 16 x 44	1200 x 400 x 1096	05N_-E484416P	1,328	–
42" x 16 x 44	1050 x 400 x 1096	05N_-E424416P	1,261	–
36" x 16 x 44	900 x 400 x 1096	05N_-E364416P	1,183	–

Specify the accent color (A, S). To be used with 1½" surfaces.

W x D x H (in)	W x D x H (mm)	Code	All Laminate (\$)	HPL Surfaces (\$)
Hutches with translucent doors – 44" H				
<i>Wire dividers included (1 per door). Can accommodate a tackboard, refer to page 147. Clearance: 20% (530 mm). Grommet. Full-width wire access.</i>				
72" x 16 x 44	1800 x 400 x 1096	01NS-E724416T	2,126	–
66" x 16 x 44	1650 x 400 x 1096	01NS-E664416T	2,057	–
60" x 16 x 44	1500 x 400 x 1096	01NS-E604416T	1,999	–
54" x 16 x 44	1350 x 400 x 1096	01NS-E544416T	1,766	–
48" x 16 x 44	1200 x 400 x 1096	01NS-E484416T	1,709	–
42" x 16 x 44	1050 x 400 x 1096	01NS-E424416T	1,474	–
36" x 16 x 44	900 x 400 x 1096	01NS-E364416T	1,398	–



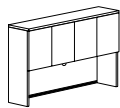
72" to 60": 4 doors
54" to 48": 3 doors
42" to 36": 2 doors

Accent color S. To be used with 1" surfaces.

72" x 16 x 44	1800 x 400 x 1096	05NS-E724416T	2,266	–
66" x 16 x 44	1650 x 400 x 1096	05NS-E664416T	2,196	–
60" x 16 x 44	1500 x 400 x 1096	05NS-E604416T	2,139	–
54" x 16 x 44	1350 x 400 x 1096	05NS-E544416T	1,905	–
48" x 16 x 44	1200 x 400 x 1096	05NS-E484416T	1,817	–
42" x 16 x 44	1050 x 400 x 1096	05NS-E424416T	1,582	–
36" x 16 x 44	900 x 400 x 1096	05NS-E364416T	1,512	–

Accent color S. To be used with 1½" surfaces.

W x D x H (in)	W x D x H (mm)	Code	All Laminate (\$)	HPL Surfaces (\$)
Hutches with doors – 36" H				
<i>Wire dividers included (1 per door). Can accommodate a tackboard, refer to page 147. Clearance: 16¾" (426 mm). Grommet. Full-width wire access.</i>				
72" x 16 x 36	1800 x 400 x 893	01N_-E723616P	1,261	–
66" x 16 x 36	1650 x 400 x 893	01N_-E663616P	1,192	–
60" x 16 x 36	1500 x 400 x 893	01N_-E603616P	1,127	–
54" x 16 x 36	1350 x 400 x 893	01N_-E543616P	1,071	–
48" x 16 x 36	1200 x 400 x 893	01N_-E483616P	1,012	–
42" x 16 x 36	1050 x 400 x 893	01N_-E423616P	924	–
36" x 16 x 36	900 x 400 x 893	01N_-E363616P	836	–



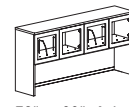
72" to 60": 4 doors
54" to 48": 3 doors
42" to 36": 2 doors

Specify the accent color (A, S). To be used with 1" surfaces.

72" x 16 x 36	1800 x 400 x 893	05N_-E723616P	1,392	–
66" x 16 x 36	1650 x 400 x 893	05N_-E663616P	1,337	–
60" x 16 x 36	1500 x 400 x 893	05N_-E603616P	1,266	–
54" x 16 x 36	1350 x 400 x 893	05N_-E543616P	1,214	–
48" x 16 x 36	1200 x 400 x 893	05N_-E483616P	1,114	–
42" x 16 x 36	1050 x 400 x 893	05N_-E423616P	1,033	–
36" x 16 x 36	900 x 400 x 893	05N_-E363616P	937	–

Specify the accent color (A, S). To be used with 1½" surfaces.

W x D x H (in)	W x D x H (mm)	Code	All Laminate (\$)	HPL Surfaces (\$)
Hutches with translucent doors – 36" H				
<i>Wire dividers included (1 per door). Can accommodate a tackboard, refer to page 147. Clearance: 16¾" (426 mm). Grommet. Full-width wire access.</i>				
72" x 16 x 36	1800 x 400 x 893	01NS-E723616T	1,910	–
66" x 16 x 36	1650 x 400 x 893	01NS-E663616T	1,841	–
60" x 16 x 36	1500 x 400 x 893	01NS-E603616T	1,778	–
54" x 16 x 36	1350 x 400 x 893	01NS-E543616T	1,557	–
48" x 16 x 36	1200 x 400 x 893	01NS-E483616T	1,500	–
42" x 16 x 36	1050 x 400 x 893	01NS-E423616T	1,254	–
36" x 16 x 36	900 x 400 x 893	01NS-E363616T	1,158	–



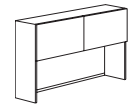
72" to 60": 4 doors
54" to 48": 3 doors
42" to 36": 2 doors

Accent color S. To be used with 1" surfaces.

72" x 16 x 36	1800 x 400 x 893	05NS-E723616T	2,045	–
66" x 16 x 36	1650 x 400 x 893	05NS-E663616T	1,988	–
60" x 16 x 36	1500 x 400 x 893	05NS-E603616T	1,918	–
54" x 16 x 36	1350 x 400 x 893	05NS-E543616T	1,702	–
48" x 16 x 36	1200 x 400 x 893	05NS-E483616T	1,601	–
42" x 16 x 36	1050 x 400 x 893	05NS-E423616T	1,355	–
36" x 16 x 36	900 x 400 x 893	05NS-E363616T	1,266	–

Accent color S. To be used with 1½" surfaces.

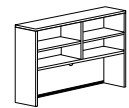
W x D x H (in)	W x D x H (mm)	Code	All Laminate (\$)	HPL Surfaces (\$)
Hutches with flipper doors				
<i>Wire dividers included (2 per door). Can accommodate a tackboard, refer to page 147. Clearance: 16¾" (426 mm). Grommet. Full-width wire access. 1 tone only.</i>				
72" x 16 x 36	1800 x 400 x 893	0NN_-E723616FD	1,261	–
66" x 16 x 36	1650 x 400 x 893	0NN_-E663616FD	1,192	–
60" x 16 x 36	1500 x 400 x 893	0NN_-E603616FD	1,127	–
54" x 16 x 36	1350 x 400 x 893	0NN_-E543616FD	1,071	–
48" x 16 x 36	1200 x 400 x 893	0NN_-E483616FD	1,012	–
42" x 16 x 36	1050 x 400 x 893	0NN_-E423616FD	924	–
36" x 16 x 36	900 x 400 x 893	0NN_-E363616FD	836	–



72" to 54": 2 doors
48" to 36": 1 door

Specify the accent color (A, S).

W x D x H (in)	W x D x H (mm)	Code	All Laminate (\$)	HPL Surfaces (\$)
Open hutches – 44" H				
<i>Adjustable shelves. Wire dividers included (1 per shelf). Can accommodate a tackboard, refer to page 147. Clearance: 20% (530 mm). Grommet. Full-width wire access.</i>				
72" x 16 x 44	1800 x 400 x 1096	01N_-E724416	1,109	–
66" x 16 x 44	1650 x 400 x 1096	01N_-E664416	1,049	–
60" x 16 x 44	1500 x 400 x 1096	01N_-E604416	992	–
54" x 16 x 44	1350 x 400 x 1096	01N_-E544416	918	–
48" x 16 x 44	1200 x 400 x 1096	01N_-E484416	854	–
42" x 16 x 44	1050 x 400 x 1096	01N_-E424416	802	–
36" x 16 x 44	900 x 400 x 1096	01N_-E364416	765	–



72" to 48": 4 shelves
42" to 36": 2 shelves

Specify the accent color (A, S). To be used with 1" surfaces.

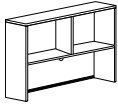
72" x 16 x 44	1800 x 400 x 1096	05N_-E724416	1,245	–
66" x 16 x 44	1650 x 400 x 1096	05N_-E664416	1,183	–
60" x 16 x 44	1500 x 400 x 1096	05N_-E604416	1,127	–
54" x 16 x 44	1350 x 400 x 1096	05N_-E544416	1,056	–
48" x 16 x 44	1200 x 400 x 1096	05N_-E484416	957	–
42" x 16 x 44	1050 x 400 x 1096	05N_-E424416	905	–
36" x 16 x 44	900 x 400 x 1096	05N_-E364416	866	–



Specify the accent color (A, S). To be used with 1½" surfaces.



Open hutches – 36" H



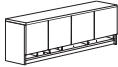
W x D x H (in)	W x D x H (mm)	Code	All Laminate (\$)	HPL Surfaces (\$)
<i>Wire dividers included. Can accommodate a tackboard, refer to page 147. Clearance: 16 3/4" (426 mm). Grommet. Full-width wire access.</i>				
72 x 16 x 36	1800 x 400 x 893	01N_-E723616	924	–
66 x 16 x 36	1650 x 400 x 893	01N_-E663616	874	–
60 x 16 x 36	1500 x 400 x 893	01N_-E603616	811	–
54 x 16 x 36	1350 x 400 x 893	01N_-E543616	740	–
48 x 16 x 36	1200 x 400 x 893	01N_-E483616	684	–
42 x 16 x 36	1050 x 400 x 893	01N_-E423616	612	–
36 x 16 x 36	900 x 400 x 893	01N_-E363616	574	–

Specify the accent color (A, S). To be used with 1" surfaces.

72 x 16 x 36	1800 x 400 x 893	05N_-E723616	1,064	–
66 x 16 x 36	1650 x 400 x 893	05N_-E663616	1,012	–
60 x 16 x 36	1500 x 400 x 893	05N_-E603616	944	–
54 x 16 x 36	1350 x 400 x 893	05N_-E543616	886	–
48 x 16 x 36	1200 x 400 x 893	05N_-E483616	785	–
42 x 16 x 36	1050 x 400 x 893	05N_-E423616	716	–
36 x 16 x 36	900 x 400 x 893	05N_-E363616	677	–

Specify the accent color (A, S). To be used with 1 1/2" surfaces.

Wall-mounted hutches with laminate doors and pigeonholes



72" to 60": 4 doors
54" to 48": 3 doors
42" to 36": 2 doors

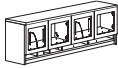
W x D x H (in)	W x D x H (mm)	Code	All Laminate (\$)	HPL Surfaces (\$)
<i>Wire dividers included (1 per door). Can accommodate a tackboard, refer to page 147. Hanger bar included for wall-mount installation.</i>				
72 x 16 x 22	1800 x 400 x 567	01N_-EM722216PD	1,684	–
66 x 16 x 22	1650 x 400 x 567	01N_-EM662216PD	1,620	–
60 x 16 x 22	1500 x 400 x 567	01N_-EM602216PD	1,557	–
54 x 16 x 22	1350 x 400 x 567	01N_-EM542216PD	1,495	–
48 x 16 x 22	1200 x 400 x 567	01N_-EM482216PD	1,430	–
42 x 16 x 22	1050 x 400 x 567	01N_-EM422216PD	1,355	–
36 x 16 x 22	900 x 400 x 567	01N_-EM362216PD	1,289	–

Specify the accent color (A, S). To be used with 1" surfaces.

72 x 16 x 22	1800 x 400 x 580	05N_-EM722216PD	1,824	–
66 x 16 x 22	1650 x 400 x 580	05N_-EM662216PD	1,760	–
60 x 16 x 22	1500 x 400 x 580	05N_-EM602216PD	1,697	–
54 x 16 x 22	1350 x 400 x 580	05N_-EM542216PD	1,634	–
48 x 16 x 22	1200 x 400 x 580	05N_-EM482216PD	1,538	–
42 x 16 x 22	1050 x 400 x 580	05N_-EM422216PD	1,468	–
36 x 16 x 22	900 x 400 x 580	05N_-EM362216PD	1,398	–

Specify the accent color (A, S). To be used with 1 1/2" surfaces.

Wall-mounted hutches with translucent doors and pigeonholes



72" to 60": 4 doors
54" to 48": 3 doors
42" to 36": 2 doors

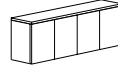
W x D x H (in)	W x D x H (mm)	Code	All Laminate (\$)	HPL Surfaces (\$)
<i>Wire dividers included (1 per door). Can accommodate a tackboard, refer to page 147. Hanger bar included for wall-mount installation.</i>				
72 x 16 x 22	1800 x 400 x 567	01NS-EM722216TD	2,335	–
66 x 16 x 22	1650 x 400 x 567	01NS-EM662216TD	2,272	–
60 x 16 x 22	1500 x 400 x 567	01NS-EM602216TD	2,209	–
54 x 16 x 22	1350 x 400 x 567	01NS-EM542216TD	1,982	–
48 x 16 x 22	1200 x 400 x 567	01NS-EM482216TD	1,918	–
42 x 16 x 22	1050 x 400 x 567	01NS-EM422216TD	1,684	–
36 x 16 x 22	900 x 400 x 567	01NS-EM362216TD	1,615	–

Accent color S. To be used with 1" surfaces.

72 x 16 x 22	1800 x 400 x 580	05NS-EM722216TD	2,475	–
66 x 16 x 22	1650 x 400 x 580	05NS-EM662216TD	2,411	–
60 x 16 x 22	1500 x 400 x 580	05NS-EM602216TD	2,349	–
54 x 16 x 22	1350 x 400 x 580	05NS-EM542216TD	2,121	–
48 x 16 x 22	1200 x 400 x 580	05NS-EM482216TD	2,024	–
42 x 16 x 22	1050 x 400 x 580	05NS-EM422216TD	1,791	–
36 x 16 x 22	900 x 400 x 580	05NS-EM362216TD	1,727	–

Accent color S. To be used with 1 1/2" surfaces.

Wall-mounted hutches with doors



72" to 60": 4 doors
54" to 48": 3 doors
42" to 36": 2 doors

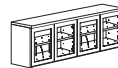
W x D x H (in)	W x D x H (mm)	Code	All Laminate (\$)	HPL Surfaces (\$)
<i>Adjustable shelf. Wire dividers included (1 per door). Can accommodate a tackboard, refer to page 147. Hanger bar included for wall-mount installation.</i>				
72 x 16 x 22	1800 x 400 x 567	01N_-EM722216P	1,408	–
66 x 16 x 22	1650 x 400 x 567	01N_-EM662216P	1,343	–
60 x 16 x 22	1500 x 400 x 567	01N_-EM602216P	1,282	–
54 x 16 x 22	1350 x 400 x 567	01N_-EM542216P	1,218	–
48 x 16 x 22	1200 x 400 x 567	01N_-EM482216P	1,157	–
42 x 16 x 22	1050 x 400 x 567	01N_-EM422216P	1,074	–
36 x 16 x 22	900 x 400 x 567	01N_-EM362216P	1,014	–

Specify the accent color (A, S). To be used with 1" surfaces.

72 x 16 x 22	1800 x 400 x 580	05N_-EM722216P	1,551	–
66 x 16 x 22	1650 x 400 x 580	05N_-EM662216P	1,478	–
60 x 16 x 22	1500 x 400 x 580	05N_-EM602216P	1,421	–
54 x 16 x 22	1350 x 400 x 580	05N_-EM542216P	1,355	–
48 x 16 x 22	1200 x 400 x 580	05N_-EM482216P	1,265	–
42 x 16 x 22	1050 x 400 x 580	05N_-EM422216P	1,194	–
36 x 16 x 22	900 x 400 x 580	05N_-EM362216P	1,121	–

Specify the accent color (A, S). To be used with 1 1/2" surfaces.

Wall-mounted hutches with translucent doors



72" to 60": 4 doors
54" to 48": 3 doors
42" to 36": 2 doors

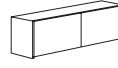
W x D x H (in)	W x D x H (mm)	Code	All Laminate (\$)	HPL Surfaces (\$)
<i>Wire dividers included (1 per door). Can accommodate a tackboard, refer to page 147. Hanger bar included for wall-mount installation.</i>				
72 x 16 x 22	1800 x 400 x 567	01NS-EM722216T	1,772	–
66 x 16 x 22	1650 x 400 x 567	01NS-EM662216T	1,709	–
60 x 16 x 22	1500 x 400 x 567	01NS-EM602216T	1,645	–
54 x 16 x 22	1350 x 400 x 567	01NS-EM542216T	1,424	–
48 x 16 x 22	1200 x 400 x 567	01NS-EM482216T	1,392	–
42 x 16 x 22	1050 x 400 x 567	01NS-EM422216T	1,147	–
36 x 16 x 22	900 x 400 x 567	01NS-EM362216T	1,056	–

Accent color S. To be used with 1" surfaces.

72 x 16 x 22	1800 x 400 x 580	05NS-EM722216T	1,910	–
66 x 16 x 22	1650 x 400 x 580	05NS-EM662216T	1,841	–
60 x 16 x 22	1500 x 400 x 580	05NS-EM602216T	1,778	–
54 x 16 x 22	1350 x 400 x 580	05NS-EM542216T	1,594	–
48 x 16 x 22	1200 x 400 x 580	05NS-EM482216T	1,500	–
42 x 16 x 22	1050 x 400 x 580	05NS-EM422216T	1,254	–
36 x 16 x 22	900 x 400 x 580	05NS-EM362216T	1,158	–

Accent color S. To be used with 1 1/2" surfaces.

Wall-mounted hutches with flipper doors



72" to 54": 2 doors
48" to 36": 1 door

W x D x H (in)	W x D x H (mm)	Code	All Laminate (\$)	HPL Surfaces (\$)
<i>Wire dividers included (2 per door). 1 tone only. Can accommodate a tackboard, refer to page 147. Hanger bar included for wall-mount installation.</i>				
72 x 16 x 17	1800 x 400 x 468	0NN_-EM721716D	1,119	–
66 x 16 x 17	1650 x 400 x 468	0NN_-EM661716D	1,056	–
60 x 16 x 17	1500 x 400 x 468	0NN_-EM601716D	992	–
54 x 16 x 17	1350 x 400 x 468	0NN_-EM541716D	929	–
48 x 16 x 17	1200 x 400 x 468	0NN_-EM481716D	905	–
42 x 16 x 17	1050 x 400 x 468	0NN_-EM421716D	823	–
36 x 16 x 17	900 x 400 x 468	0NN_-EM361716D	728	–

Specify the accent color (A, S).

Modular pedestal



<i>2 box drawers, 1 file drawer with suspension bar. Lock. Must be installed under a work surface. 1 tone only.</i>				
15 x 18 x 28	388 x 448 x 713	0N_-P1518UFL	950	–

Specify the handle code (B, L, Z). Specify the accent color (A, S).


Modular pedestal





<i>2 file drawers with suspension bars. Lock. Must be installed under a work surface. 1 tone only.</i>				
15 x 18 x 28	388 x 448 x 713	0N_-P1518FFL	893	–

Specify the handle code (B, L, Z). Specify the accent color (A, S).




	W x D x H (in)	W x D x H (mm)	Code	All Laminate (\$)	HPL Surfaces (\$)
Hanging pedestal 	<i>1 box drawer, 1 file drawer with suspension bar. Lock. Must be installed under a work surface. 1 tone only.</i>				
	15 x 17½ x 19	388 x 448 x 503	ON__-F	765	–
	Specify the handle code (B, L, Z). Specify the accent color (A, S).				


Metal pedestal 	<i>2 box drawers, 1 file drawer with suspension bar. Pencil tray. Lock. Charcoal metal body and laminate drawer fronts. Must be installed under a work surface.</i>				
	15 x 22 x 28	372 x 540 x 713	ON__-PM1522UFL	602	–
	Specify the handle code (B, L, Z). Specify the accent color (A, S).				


Metal pedestal 	<i>2 file drawers with suspension bars. Pencil tray. Lock. Charcoal metal body and laminate drawer fronts. Must be installed under a work surface.</i>				
	15 x 22 x 28	372 x 540 x 713	ON__-PM1522FFL	574	–
	Specify the handle code (B, L, Z). Specify the accent color (A, S).				


Hanging pedestal 	<i>1 box drawer, 1 file drawer with suspension bar. Lock. Charcoal metal body and laminate drawer fronts. Must be installed under a work surface.</i>				
	15 x 22 x 28	372 x 540 x 713	ON__-PM1522UFL	550	–
	Specify the handle code (B, L, Z). Specify the accent color (A, S).				


Item discontinued


Modular lateral files 	<i>2 file drawers with suspension bars. Lock. Goes under a work surface. 1 tone only.</i>				
	36 x 18 x 28	900 x 448 x 713	ON__-1836LFL	1,114	–
	30 x 18 x 28	750 x 448 x 713	ON__-1830LFL	1,056	–
	Specify the handle code (B, L, Z). Specify the accent color (A, S).				


Combined modular pedestals 	<i>2 box drawers, 2 file drawers with suspension bars. Goes under a work surface. 1 tone only.</i>				
	36 x 18 x 28	900 x 448 x 713	ON__-1836CQL	1,430	–
	30 x 18 x 28	750 x 448 x 713	ON__-1830CQL	1,310	–
	Specify the handle code (B, L, Z). Specify the accent color (A, S).				

Combined modular pedestals 	<i>2 box drawers, 2 file drawers with suspension bars. Goes under a work surface. 1 tone only.</i>				
	36 x 18 x 28	900 x 448 x 713	ON__-C01836L	1,430	–
	30 x 18 x 28	750 x 448 x 713	ON__-C01830L	1,310	–
	Specify the handle code (B, L, Z). Specify the accent color (A, S).				


Modular bookcase with doors 	<i>1 adjustable shelf. Lock. Goes under a work surface. 1 tone only.</i>				
	36 x 18 x 28	900 x 448 x 713	ON__-1836BL	874	–
	Specify the handle code (B, L, Z). Specify the accent color (A, S).				

Mobile pedestals 	<i>2 box drawers, 1 file drawer with suspension bar. Brakes on front casters. Pencil tray. Lock. Fits under a work surface. 1 tone only.</i>				
	15 x 28 x 27	388 x 700 x 689	ON__-MP1528UF	1,038	–
	15 x 18 x 27	388 x 450 x 704	ON__-MP1518UF	1,026	–
	Specify the handle code (B, L, Z). Specify the accent color (A, S).				


Mobile pedestals 	<i>1 box drawer, 1 file drawer with suspension bar. Brakes on front casters. Pencil tray. Lock. Fits under a work surface. 1 tone only.</i>				
	15 x 28 x 21½	388 x 700 x 527	ON__-MP1528F	1,012	–
	15 x 18 x 21½	388 x 450 x 527	ON__-MP1518F	987	–
	Specify the handle code (B, L, Z). Specify the accent color (A, S).				

	W x D x H (in)	W x D x H (mm)	Code	All Laminate (\$)	HPL Surfaces (\$)
Lateral files 	<i>2 file drawers with suspension bars. Lock. Full-width wire access. Optional counterweights to meet BIFMA standards, refer to page 149.</i>				
	36 x 24 x 29	900 x 600 x 738	0__-2436LF	1,183	1,430
	Specify the surface type (1, 2). Specify the handle code (B, L, Z). Specify the accent color (A, S).				


	36 x 24 x 29½	900 x 600 x 751	0__-2436LF	1,310	1,577
	Specify the surface type (5, 6). Specify the handle code (B, L, Z). Specify the accent color (A, S).				

Combined pedestals 	<i>2 box drawers, 2 file drawers with suspension bars. Full-width wire access. Lock.</i>				
	36 x 24 x 29	900 x 600 x 738	0__-2436C0	1,500	1,608
	Specify the surface type (1, 2). Specify the handle code (B, L, Z). Specify the accent color (A, S).				


	36 x 24 x 29½	900 x 600 x 751	0__-2436C0	1,653	1,772
	Specify the surface type (5, 6). Specify the handle code (B, L, Z). Specify the accent color (A, S).				

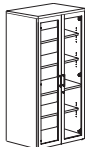
Combined pedestals 	<i>2 box drawers, 2 file drawers with suspension bars. Full-width wire access. Lock.</i>				
	36 x 24 x 29	900 x 600 x 738	0__-C02436	1,500	1,608
	Specify the surface type (1, 2). Specify the handle code (B, L, Z). Specify the accent color (A, S).				


	36 x 24 x 29½	900 x 600 x 751	0__-C02436	1,653	1,772
	Specify the surface type (5, 6). Specify the handle code (B, L, Z). Specify the accent color (A, S).				

Bookcases units with doors 	<i>1 adjustable shelf. Full-width wire access. Lock.</i>				
	36 x 24 x 29	900 x 600 x 738	0__-2436B	1,026	1,234
	Specify the surface type (1, 2). Specify the handle code (B, L, Z). Specify the accent color (A, S).				

	36 x 24 x 29½	900 x 600 x 751	0__-2436B	1,152	1,387
	Specify the surface type (5, 6). Specify the handle code (B, L, Z). Specify the accent color (A, S).				

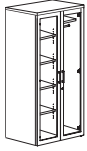
Storage cabinets with laminate doors 	<i>3 adjustable shelves. 1 fixed shelf. Lock. To be used with 1" surfaces.</i>				
	36 x 24 x 73	900 x 600 x 1834	01__-243673B	1,862	–
	36 x 24 x 65	900 x 600 x 1632	01__-243665B	1,791	–
	<i>To be used with 1½" surfaces.</i>				
	36 x 24 x 73	900 x 600 x 1847	05__-243673B	2,045	–
	36 x 24 x 65	900 x 600 x 1645	05__-243665B	1,974	–
	Specify the handle code (B, L, Z). Specify the accent color (A, S).				

Storage cabinets with translucent doors 	<i>3 adjustable shelves. 1 full-width fixed shelf. Lock. To be used with 1" surfaces.</i>				
	36 x 24 x 73	900 x 600 x 1834	01_S-243673BT	2,702	–
	36 x 24 x 65	900 x 600 x 1632	01_S-243665BT	2,638	–
	<i>To be used with 1½" surfaces.</i>				
	36 x 24 x 73	900 x 600 x 1847	05_S-243673BT	2,893	–
	36 x 24 x 65	900 x 600 x 1645	05_S-243665BT	2,821	–
	Specify the handle code (B, Z).				

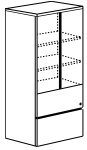
Wardrobe / storage cabinets with laminate doors 	<i>Clothes hanger bar and 1 fixed shelf on wardrobe side (15% W). 4 adjustable shelves. Lock. To be used with 1" surfaces.</i>				
	36 x 24 x 73	900 x 600 x 1834	01__-243673BC	1,791	–
	36 x 24 x 65	900 x 600 x 1632	01__-243665BC	1,721	–
	<i>To be used with 1½" surfaces.</i>				
	36 x 24 x 73	900 x 600 x 1847	05__-243673BC	1,974	–
	36 x 24 x 65	900 x 600 x 1645	05__-243665BC	1,910	–
	Specify the handle code (B, L, Z). Specify the accent color (A, S).				



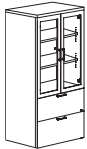
W x D x H (in)	W x D x H (mm)	Code	All Laminate (\$)	HPL Surfaces (\$)
Wardrobe / storage cabinets with translucent doors				
<i>Clothes hanger bar and 1 fixed shelf on wardrobe side (15 3/8" W). 4 adjustable shelves. Lock. To be used with 1" surfaces.</i>				
36 x 24 x 73	900 x 600 x 1834	01_S-243673BCT	2,836	—
36 x 24 x 65	900 x 600 x 1632	01_S-243665BCT	2,766	—
<i>To be used with 1 1/2" surfaces.</i>				
36 x 24 x 73	900 x 600 x 1847	05_S-243673BCT	3,020	—
36 x 24 x 65	900 x 600 x 1645	05_S-243665BCT	2,956	—
Specify the handle code (B, Z).				



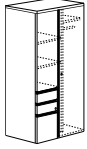
W x D x H (in)	W x D x H (mm)	Code	All Laminate (\$)	HPL Surfaces (\$)
Storage / lateral file cabinets with laminate doors				
<i>2 adjustable shelves. 2 file drawers with suspension bars. Lock on drawers. To be used with 1" surfaces.</i>				
36 x 24 x 73	900 x 600 x 1834	01__-243673LFB	2,178	—
36 x 24 x 65	900 x 600 x 1632	01__-243665LFB	2,004	—
<i>To be used with 1 1/2" surfaces.</i>				
36 x 24 x 73	900 x 600 x 1847	05__-243673LFB	2,349	—
36 x 24 x 65	900 x 600 x 1645	05__-243665LFB	2,178	—
Specify the handle code (B, L, Z). Specify the accent color (A, S).				



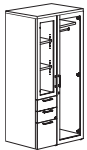
W x D x H (in)	W x D x H (mm)	Code	All Laminate (\$)	HPL Surfaces (\$)
Storage / lateral file cabinets with translucent doors				
<i>2 adjustable shelves. 2 file drawers with suspension bars. Lock on drawers. To be used with 1" surfaces.</i>				
36 x 24 x 73	900 x 600 x 1834	01_S-243673LFBT	2,696	—
36 x 24 x 65	900 x 600 x 1632	01_S-243665LFBT	2,534	—
<i>To be used with 1 1/2" surfaces.</i>				
36 x 24 x 73	900 x 600 x 1847	05_S-243673LFBT	2,867	—
36 x 24 x 65	900 x 600 x 1645	05_S-243665LFBT	2,696	—
Specify the handle code (B, Z).				



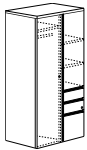
W x D x H (in)	W x D x H (mm)	Code	All Laminate (\$)	HPL Surfaces (\$)
Wardrobe / storage cabinets with laminate doors				
<i>2 box drawers, 1 file drawer with suspension bar. Clothes hanger bar and 1 fixed shelf on wardrobe side (18 3/8" W). 2 adjustable shelves. Lock on drawers and on full-height door. To be used with 1" surfaces.</i>				
36 x 24 x 73	900 x 600 x 1834	01__-243673UFB	2,316	—
36 x 24 x 65	900 x 600 x 1632	01__-243665UFB	2,151	—
<i>To be used with 1 1/2" surfaces.</i>				
36 x 24 x 73	900 x 600 x 1847	05__-243673UFB	2,487	—
36 x 24 x 65	900 x 600 x 1645	05__-243665UFB	2,316	—
Specify the handle code (B, L, Z). Specify the accent color (A, S).				



W x D x H (in)	W x D x H (mm)	Code	All Laminate (\$)	HPL Surfaces (\$)
Combined storage cabinets with translucent doors				
<i>2 box drawers, 1 file drawer with suspension bar. Clothes hanger bar and 1 fixed shelf on wardrobe side (18 3/8" W). 2 adjustable shelves. Lock on drawers and on full-height door. To be used with 1" surfaces.</i>				
36 x 24 x 73	900 x 600 x 1834	01_S-243673UFBT	3,095	—
36 x 24 x 65	900 x 600 x 1632	01_S-243665UFBT	2,937	—
<i>To be used with 1 1/2" surfaces.</i>				
36 x 24 x 73	900 x 600 x 1847	05_S-243673UFBT	3,272	—
36 x 24 x 65	900 x 600 x 1645	05_S-243665UFBT	3,095	—
Specify the handle code (B, Z).				



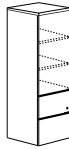
W x D x H (in)	W x D x H (mm)	Code	All Laminate (\$)	HPL Surfaces (\$)
Wardrobe / storage cabinets with laminate doors				
<i>2 box drawers, 1 file drawer with suspension bar. Clothes hanger bar and 1 fixed shelf on wardrobe side (18 3/8" W). 2 adjustable shelves. Lock on drawers and on full-height door. To be used with 1" surfaces.</i>				
36 x 24 x 73	900 x 600 x 1834	01__-243673BUF	2,316	—
36 x 24 x 65	900 x 600 x 1632	01__-243665BUF	2,151	—
<i>To be used with 1 1/2" surfaces.</i>				
36 x 24 x 73	900 x 600 x 1847	05__-243673BUF	2,487	—
36 x 24 x 65	900 x 600 x 1645	05__-243665BUF	2,316	—
Specify the handle code (B, L, Z). Specify the accent color (A, S).				



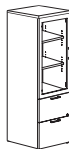
W x D x H (in)	W x D x H (mm)	Code	All Laminate (\$)	HPL Surfaces (\$)
Combined storage cabinets with translucent doors				
<i>2 box drawers, 1 file drawer with suspension bar. Clothes hanger bar and 1 fixed shelf on wardrobe side (18 3/8" W). 2 adjustable shelves. Lock on drawers and on full-height door. To be used with 1" surfaces.</i>				
36 x 24 x 73	900 x 600 x 1834	01_S-243673BUFT	3,095	—
36 x 24 x 65	900 x 600 x 1632	01_S-243665BUFT	2,937	—
<i>To be used with 1 1/2" surfaces.</i>				
36 x 24 x 73	900 x 600 x 1847	05_S-243673BUFT	3,272	—
36 x 24 x 65	900 x 600 x 1645	05_S-243665BUFT	3,095	—
Specify the handle code (B, Z).				



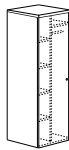
W x D x H (in)	W x D x H (mm)	Code	All Laminate (\$)	HPL Surfaces (\$)
Storage / lateral file cabinets with laminate door				
<i>2 adjustable shelves. 2 file drawers with suspension bars. Reversible door. Lock on drawers. To be used with 1" surfaces.</i>				
24 x 24 x 73	600 x 600 x 1834	01__-242473FB	1,752	—
24 x 24 x 65	600 x 600 x 1632	01__-242465FB	1,677	—
<i>To be used with 1 1/2" surfaces.</i>				
24 x 24 x 73	600 x 600 x 1847	05__-242473FB	1,892	—
24 x 24 x 65	600 x 600 x 1645	05__-242465FB	1,810	—
Specify the handle code (B, L, Z). Specify the accent color (A, S).				



W x D x H (in)	W x D x H (mm)	Code	All Laminate (\$)	HPL Surfaces (\$)
Storage / lateral file cabinets with translucent door				
<i>2 adjustable shelves. 2 file drawers with suspension bars. Reversible door. Lock on drawers. To be used with 1" surfaces.</i>				
24 x 24 x 73	600 x 600 x 1834	01_S-242473FBT	2,272	—
24 x 24 x 65	600 x 600 x 1632	01_S-242465FBT	2,196	—
<i>To be used with 1 1/2" surfaces.</i>				
24 x 24 x 73	600 x 600 x 1847	05_S-242473FBT	2,411	—
24 x 24 x 65	600 x 600 x 1645	05_S-242465FBT	2,335	—
Specify the handle code (B, Z).				




W x D x H (in)	W x D x H (mm)	Code	All Laminate (\$)	HPL Surfaces (\$)
Wardrobe / storage cabinets with laminate door				
<i>Clothes hanger bar and 1 fixed shelf on wardrobe side (10 1/4" W). 4 adjustable shelves. Lock. To be used with 1" surfaces.</i>				
24 x 24 x 73	600 x 600 x 1834	01__-242473BC	1,621	—
24 x 24 x 65	600 x 600 x 1632	01__-242465BC	1,544	—
<i>To be used with 1 1/2" surfaces.</i>				
24 x 24 x 73	600 x 600 x 1847	05__-242473BC	1,798	—
24 x 24 x 65	600 x 600 x 1645	05__-242465BC	1,710	—
Specify the handle code (B, L, Z). Specify the accent color (A, S). Specify opening at the end of the code: on right (R) or on left (L).				



W x D x H (in)	W x D x H (mm)	Code	All Laminate (\$)	HPL Surfaces (\$)
Wardrobe / storage cabinets with translucent door				
<i>Clothes hanger bar and 1 fixed shelf on wardrobe side (10 1/4" W). 4 adjustable shelves. Lock. To be used with 1" surfaces.</i>				
24 x 24 x 73	600 x 600 x 1834	01_S-242473BCT	1,874	—
24 x 24 x 65	600 x 600 x 1632	01_S-242465BCT	1,804	—
<i>To be used with 1 1/2" surfaces.</i>				
24 x 24 x 73	600 x 600 x 1847	05_S-242473BCT	2,004	—
24 x 24 x 65	600 x 600 x 1645	05_S-242465BCT	1,943	—
Specify the handle code (B, Z). Specify opening at the end of the code: on right (R) or on left (L).				



W x D x H (in)	W x D x H (mm)	Code	All Laminate (\$)	HPL Surfaces (\$)
Storage cabinets with laminate door				
<i>4 adjustable shelves. Lock. To be used with 1" surfaces.</i>				
24 x 24 x 73	600 x 600 x 1834	01__-242473B	1,621	—
24 x 24 x 65	600 x 600 x 1632	01__-242465B	1,544	—
<i>To be used with 1 1/2" surfaces.</i>				
24 x 24 x 73	600 x 600 x 1847	05__-242473B	1,798	—
24 x 24 x 65	600 x 600 x 1645	05__-242465B	1,710	—
Specify the handle code (B, L, Z). Specify the accent color (A, S). Specify opening at the end of the code: on right (R) or on left (L).				

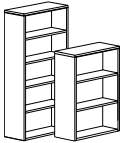




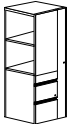
	W x D x H (in)	W x D x H (mm)	Code	All Laminate (\$)	HPL Surfaces (\$)
Storage cabinets with translucent doors	<i>4 adjustable shelves. Lock. To be used with 1" surfaces.</i>				
	24 x 24 x 73	600 x 600 x 1834	01_S-242473BT_	1,874	—
	24 x 24 x 65	600 x 600 x 1632	01_S-242465BT_	1,804	—
	<i>To be used with 1½" surfaces.</i>				
	24 x 24 x 73	600 x 600 x 1847	05_S-242473BT_	2,004	—
	24 x 24 x 65	600 x 600 x 1645	05_S-242465BT_	1,943	—
	Specify the handle code (B, Z). Specify opening at the end of the code: on right (R) or on left (L).				



	W x D x H (in)	W x D x H (mm)	Code	All Laminate (\$)	HPL Surfaces (\$)
Open bookcases	<i>73" H: 4 adjustable shelves. 65" H: 4 adjustable shelves. 48" H: 2 adjustable shelves. To be used with 1" surfaces.</i>				
	36 x 14 x 73	900 x 350 x 1834	01NN-B367314	964	—
	36 x 14 x 65	900 x 350 x 1632	01NN-B366514	879	—
	36 x 14 x 48	900 x 350 x 1225	01NN-B364814	780	—
	<i>To be used with 1½" surfaces.</i>				
	36 x 14 x 73	900 x 350 x 1847	05NN-B367314	1,071	—
	36 x 14 x 65	900 x 350 x 1645	05NN-B366514	1,012	—
	36 x 14 x 48	900 x 350 x 1238	05NN-B364814	905	—



	W x D x H (in)	W x D x H (mm)	Code	All Laminate (\$)	HPL Surfaces (\$)
Left personal storage towers	<i>1 box drawer, 2 file drawers with suspension bars. Adjustable shelf on 57" H only. Wardrobe with clothes / hanger bar (7¼" W). Lock for the two file drawers. Lock on door.</i>				
	24 x 24 x 57	600 x 600 x 1437	0N__-PB242457	2,203	—
	24 x 24 x 49	600 x 600 x 1234	0N__-PB242449	2,101	—
	Specify the handle code (B, L, Z). Specify the accent color (A, S).				



	W x D x H (in)	W x D x H (mm)	Code	All Laminate (\$)	HPL Surfaces (\$)
Right personal storage towers	<i>1 box drawer, 2 file drawers with suspension bars. Adjustable shelf on 57" H only. Wardrobe with clothes / hanger bar (7¼" W). Lock for the two file drawers. Lock on door.</i>				
	24 x 24 x 57	600 x 600 x 1437	0N__-P242457B	2,203	—
	24 x 24 x 49	600 x 600 x 1234	0N__-P242449B	2,101	—
	Specify the handle code (B, L, Z). Specify the accent color (A, S).				



	W x D x H (in)	W x D x H (mm)	Code	All Laminate (\$)	HPL Surfaces (\$)
Round table tops	<i>1½" thick.</i>				
	48 x 48 x 1½	1200 x 1200 x 38	0_NN-R48	695	911
	42 x 42 x 1½	1050 x 1050 x 38	0_NN-R42	602	791
	Specify the surface type (5, 6).				



	W x D x H (in)	W x D x H (mm)	Code	All Laminate (\$)	HPL Surfaces (\$)
Cross base	<i>1½" laminate thick base. For 48" diameter round table tops.</i>				
	33 x 33 x 28	825 x 825 x 713	LGC-CR33	526	—



	W x D x H (in)	W x D x H (mm)	Code	All Laminate (\$)	HPL Surfaces (\$)
Cross base	<i>1½" laminate thick base. For 42" diameter round table tops.</i>				
	27 x 27 x 28	680 x 680 x 713	LGC-CR27	463	—



	W x D x H (in)	W x D x H (mm)	Code	All Laminate (\$)	HPL Surfaces (\$)
Cross base	<i>Anthracite Grey (GAN) or Silver (ARS) steel. Specify the finish.</i>				
	33 x 33 x 28	830 x 830 x 710	LGC-CH433	671	—



	W x D x H (in)	W x D x H (mm)	Code	All Laminate (\$)	HPL Surfaces (\$)
6" diameter steel leg.	<i>Anthracite Grey (GAN) or Silver (ARS) steel. Specify the finish.</i>				
	6 x 6 x 28	150 x 150 x 710	LGC-TL	310	—



	W x D x H (in)	W x D x H (mm)	Code	All Laminate (\$)	HPL Surfaces (\$)
Serving carts	<i>1 sliding shelf, 11½" extension. 2 box drawers. 2 doors with 1 adjustable shelf. 4 casters, 2 with brakes. Grommet in the back.</i>				
	36 x 21 x 36	900 x 520 x 908	0__-MS213636	1,582	2,057
	Specify the surface type (1, 2). Specify the handle code (B, L, Z). Specify the accent color (A, S).				
	36 x 21 x 36½	900 x 520 x 921	0__-MS213636	1,747	2,272
	Specify the surface type (5, 6). Specify the handle code (B, L, Z). Specify the accent color (A, S).				



	W x D x H (in)	W x D x H (mm)	Code	All Laminate (\$)	HPL Surfaces (\$)
Serving carts	<i>1 sliding shelf, 11½" extension. 1 box drawer. 1 door with 1 adjustable shelf. 4 casters, 2 with brakes. Grommet in the back.</i>				
	20 x 21 x 36	500 x 520 x 908	0__-MS212036	1,019	1,328
	Specify the surface type (1, 2). Specify the handle code (B, L, Z). Specify the accent color (A, S).				
	20 x 21 x 36½	500 x 520 x 921	0__-MS212036	1,176	1,538
	Specify the surface type (5, 6). Specify the handle code (B, L, Z). Specify the accent color (A, S).				



	W x D x H (in)	W x D x H (mm)	Code	All Laminate (\$)	HPL Surfaces (\$)
Marker boards	<i>180° hinges. Board surface: white high-pressure laminate, non magnetic, for use with dry-erase markers. Eraser tray along bottom of board. Inside face of doors covered in natural cork.</i>				
	55 x 5 x 41	1368 x 130 x 1049	01__-VBX4054	1,645	—
	Specify the handle code (B, L, Z). Specify the accent color (A, S).				
	55 x 5 x 42¼	1368 x 130 x 1075	05__-VBX4054	1,804	—
	Specify the handle code (B, L, Z). Specify the accent color (A, S).				



	W x D x H (in)	W x D x H (mm)	Code	All Laminate (\$)	HPL Surfaces (\$)
Coffee tables	<i>22 x 22 x 18 550 x 550 x 438</i>				
			0_NN-ST222218	448	519
	Specify the surface type (1, 2).				
	22 x 22 x 18½	550 x 550 x 451	0_NN-ST222218	507	652
	Specify the surface type (5, 6).				



	W x D x H (in)	W x D x H (mm)	Code	All Laminate (\$)	HPL Surfaces (\$)
Additional full-width legs	<i>1 tone only. For AT, DT and CM tables.</i>				
	24 x 1 x 27½	598 x 25 x 698	ONNN-L24	159	—
	30 x 1 x 27½	748 x 25 x 698	ONNN-L30	170	—



	W x D x H (in)	W x D x H (mm)	Code	All Laminate (\$)	HPL Surfaces (\$)
Additional full-width legs with wire access	<i>1 tone only. For AT, DT and CM tables.</i>				
	24 x 1 x 27½	598 x 25 x 698	ONNN-L24D	159	—
	30 x 1 x 27½	748 x 25 x 698	ONNN-L30D	170	—



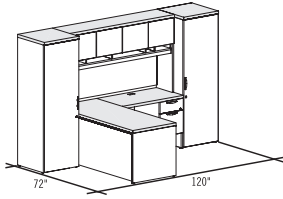
	W x D x H (in)	W x D x H (mm)	Code	All Laminate (\$)	HPL Surfaces (\$)
Additional recessed leg	<i>1 tone only. For AT, DT and CM tables.</i>				
	13 x 1 x 27½	340 x 25 x 698	ONNN-L12	132	—





SUGGESTIONS

0__-PLAN01



Plan shown in Options Flyer:

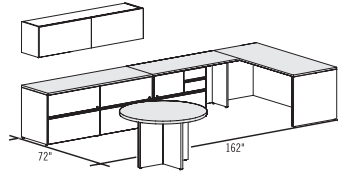
05BA-PLAN01	\$7,290
1 O5NA-TDM3072	
1 O5BA-R2442F	
1 O5BA-242473BCL	
1 O5BA-242473BR	
1 O5NA-E724416PD	
1 LGC-TK7019E	

1½" thick laminate (5), Curved pull (B), Anthracite Grey accent (A).

Other option:

Translucent doors	\$9,109
-------------------	----------------

0__-PLAN05



Plan shown in Options Flyer:

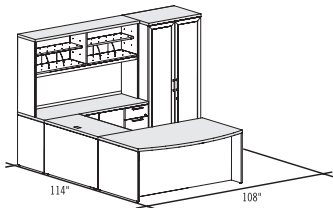
01LS-PLAN05	\$7,538
1 O1LS-LF2472LF	
1 ONLS-C01830L	
1 O1NS-DT2460B	
1 O1NS-TDM3072	
1 ONNS-EM721716D	
1 O5NN-R48	
1 LGC-CR33	

1" thick laminate (1), Linear pull (L), Silver accent (S).

Other option:

1½" thick laminate	\$8,006
--------------------	----------------

0__-PLAN02



Plan shown in Options Flyer:

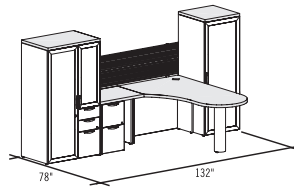
05ZS-PLAN02	\$8,291
1 O5ZS-F4272SA	
1 O5NS-BR2448	
1 O5ZS-S2472F	
1 O5NS-E724416	
1 O5ZS-243673BCT	

1½" thick laminate (5), Straight pull (Z), Silver accent (S).

Other option:

Laminate doors	\$7,246
----------------	----------------

0__-PLAN06



Plan shown in Options Flyer:

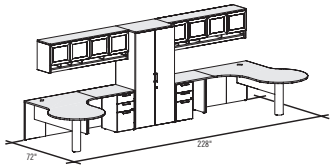
05BS-PLAN06	\$8,855
1 O5NS-DT2430B	
1 O5NS-C4278B24	
1 O5BS-243665BUFT	
1 O5BS-242465BCTR	
1 ONBS-P1518FFL	
1 LGC-SUPALS	
1 LGC-RA72S	
1 LGC-RAS12S	
1 LGC-RPT11S	

1½" thick laminate (1), Curved pull (B), Silver accent (S).

Other option:

1" thick laminate	\$8,272
-------------------	----------------

0__-PLAN03



Plan shown in Options Flyer:

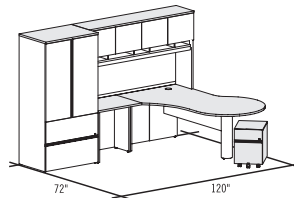
01ZS-PLAN03	\$12,753
1 O1NS-CPM724824	
1 O1NS-C4872PM24	
2 O1NS-DT2436B	
1 O1ZS-243673BCT	
2 ONZS-P1518UFL	
2 O1NS-EM722216TD	

1" thick laminate (1), Straight pull (Z), Silver accent (S).

Other option:

Laminate doors	\$11,448
----------------	-----------------

0__-PLAN07



Not shown in Options Flyer:

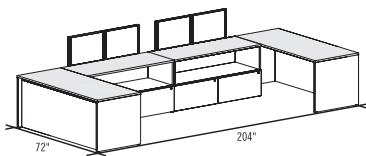
01__-PLAN07	\$7,063
1 O1N_-C4278PM24	
1 O1N_-DT2430B	
1 O1N_-E724416PD	
1 O1_-243673LFB	
1 ON_-MP1518F	

1" thick laminate (1).

Other option:

Translucent doors	\$8,234
-------------------	----------------

0__-PLAN04



Plan shown in Options Flyer:

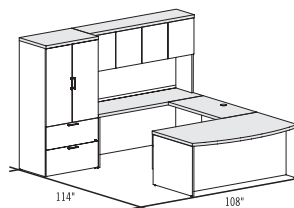
01LA-PLAN04	\$8,112
2 O1LA-SLF2472	
2 O1NA-TDM3072	
4 LGC-SCL2416A	
4 PNNN-TK2215P	
4 LGC-7POA	

1" thick laminate (1), Linear pull (L), Anthracite Grey accent (A).

Other option:

1½" thick laminate	\$8,847
--------------------	----------------

0__-PLAN08



Not shown in Options Flyer:

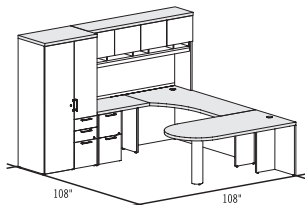
01__-PLAN08	\$6,710
1 O1_-S4272FA	
1 O1N_-BR2448	
1 O1N_-DT2472A	
1 O1N_-E724416P	
1 O1_-243673LFB	

1" thick laminate (1).

Other option:

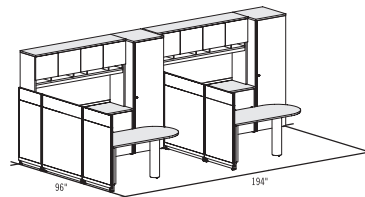
Translucent doors	\$7,879
-------------------	----------------

SUGGESTIONS

0 ___ -PLAN09

Not shown in Options Flyer:
01 ___ -PLAN09 **\$7,791**

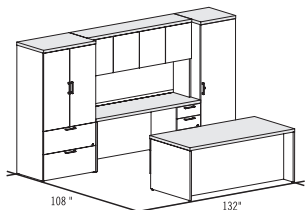
- 1 01N_-BT3672
- 1 01N_-CM367224B
- 1 01N_-DT2436B
- 1 01N_-E724416PD
- 1 01_-243673BUF
- 1 ON_-P1518FFL

1" thick laminate (1).
Other option:

 Translucent doors **\$9,222**
0 ___ -PLAN11

Not shown in Options Flyer:
01 ___ -PLAN11 **\$18,241**

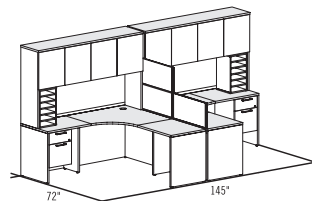
- 2 01N_-BT3060
- 2 01N_-BR2442
- 2 01N_-DT2472A
- 2 01N_-E724416PD
- 2 01_-242473BCR
- 2 ON_-1836COL
- 2 PNN_-SFLX4130
- 2 PNN_-SFLX4142
- 2 PNN_-SFLX4124
- 2 PNN_-SOFX0830
- 2 PNN_-SOFX0842
- 2 PNN_-SOFX0824

1" thick laminate (1).
Other option:

 Translucent doors **\$20,723**
0 ___ -PLAN10

Not shown in Options Flyer:
01 ___ -PLAN10 **\$7,830**

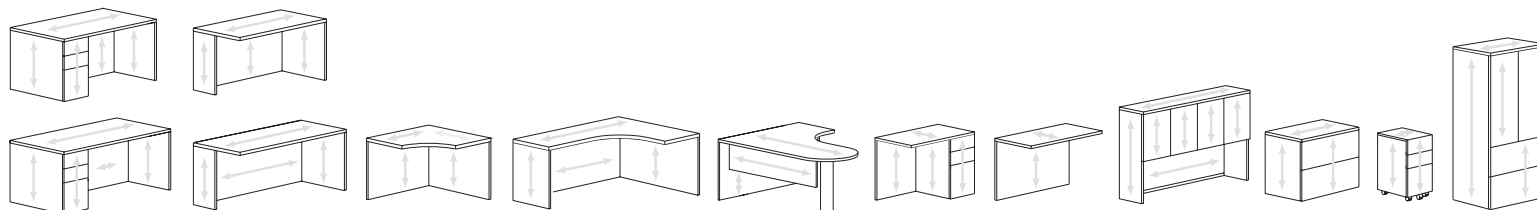
- 1 01_-S3672F
- 1 01_-S2472UF
- 1 01N_-E724416P
- 1 01_-242473BCR
- 1 01_-243673LFB

1" thick laminate (1).
Other option:

 Translucent doors **\$9,589**
0 ___ -PLAN12

Not shown in Options Flyer:
01 ___ -PLAN12 **\$11,184**

- 2 01N_-CM4224S
- 4 01N_-DT2430B
- 2 01N_-E724416P
- 2 ON_-F
- 2 LGC-DV1221
- 2 LGC-SCF4216_
- 1 LGC-SCF3016_
- 1 LGC-14TP_
- 2 LGC-7PO_

1" thick laminate (1).
Other option:

 Translucent doors **\$12,487**
TYPICAL WOOD GRAIN DIRECTION FOR OPTIONS:


CONCEPT 3

IDEX Awards
NeoCon Canada



CONCEPT 3 – EASY TO SPECIFY, EASY TO RECONFIGURE

3 LAYOUTS

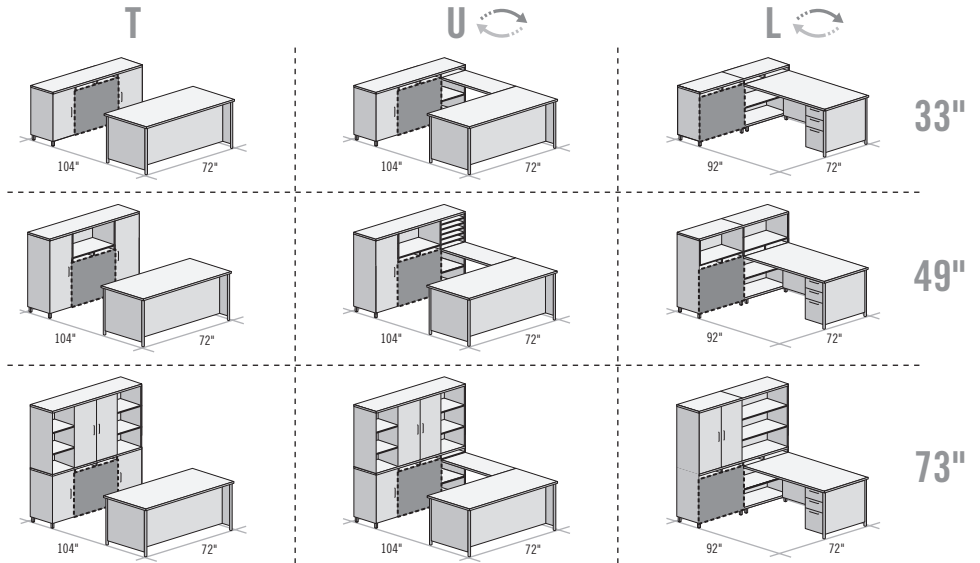
Concept 3 envisions three classic office workstation layouts – **traditional T**, **U-shaped** and **L-shaped** – with generous surfaces and versatile storage. Inspired design ensures upscale looks and maximum functionality whichever setting you choose.

REVERSIBLE

As easy as flipping a coin, storage and non-handed work surfaces fit together left or right. In the **U-shaped** and **L-shaped** settings, you can attach the bridge or work surface on either side without losing access to the storage below. A big plus if you change your space... or change your mind!

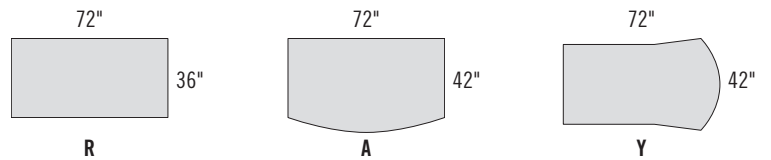
3 HEIGHTS

Keep it sleek and low with the **33-inch** storage module, elevate the look to **49 inches** or top it off at **73 inches**. Each level has its own refined sense of proportion and scale.



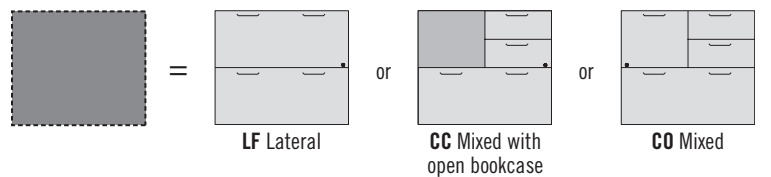
3 SURFACE SHAPES

Customize the look and function of your work surface with the shape you prefer – classic **rectangular R**, stylish **bow front A** or our adaptable **Y shape**.



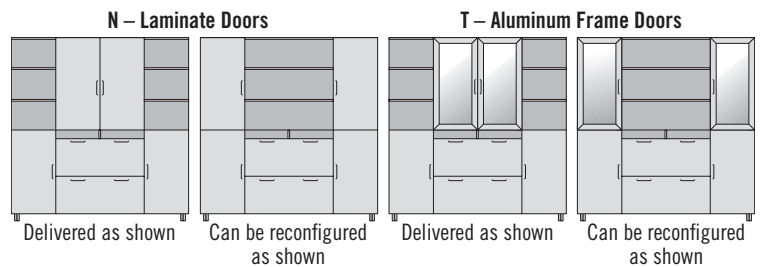
3 STORAGE OPTIONS

Choose from **storage modules** designed for filing, or for a multiplicity of functions with drawers and open bookcase. Whatever works best for you.



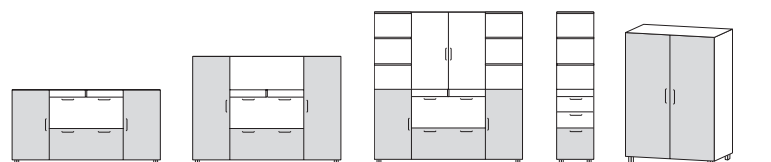
DOOR OPTIONS

Concept 3 is designed to simplify your life, but you still have the final say. Choose from matching **laminated N** or **anodized aluminum frame T** door styles. Storage modules are shipped assembled but offer you the flexibility of modifying the door configuration on site.



SPECIFIC TWO-TONE APPLICATION ON 73", 49" AND 33" H STORAGE UNITS (unless otherwise specified)


The first finish specified will be applied to the laminate door(s) and to the drawer at the bottom of the unit. The second finish specified will be applied to the rest of the unit.



EDGEBANDING

Furniture with 1" (25 mm) thick tops.


N Edge



Smooth, 1/8" (3 mm) thick edge.

The **N** edge is **matched with the finish specified for the surface.**

HANDLES



C – Cubic

CODIFICATION


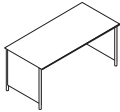


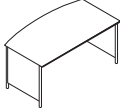




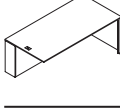


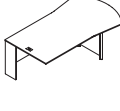







Series	Options
	Doors
C3	T Translucent

READY TO SHIP IN 5 DAYS!


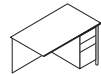


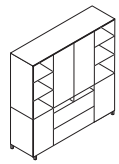

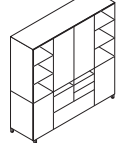

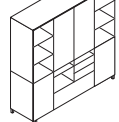


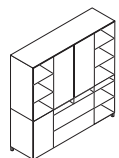
Several suggested layouts, components and accessories identified by this pictogram are part of the **Lacasse quick delivery program.**

Please refer to page 3 for complete program details.



	W x D x H (in)	W x D x H (mm)	Code	Price (\$)
Rectangular surfaces 	<i>Can accommodate 1 or 2 modular pedestals. Recessed, full-height modesty panel.</i>			
	72 x 36 x 29	1800 x 900 x 735	C3-TD3672 	1,064
	66 x 30 x 29	1650 x 750 x 735	C3-TD3066	911
Arched surfaces 	<i>Can accommodate 1 or 2 modular pedestals. Recessed, full-height modesty panel.</i>			
	72 x 42 x 29	1800 x 1050 x 735	C3-TD4272A	1,170
	66 x 36 x 29	1650 x 900 x 735	C3-TD3666A	1,038
Y-shaped surfaces 	<i>Reversible. Half-height modesty panel. Grommet. Can not accommodate pedestal.</i>			
	72 x 42 x 29	1800 x 1050 x 735	C3-YTM3672 	1,109
	66 x 42 x 29	1650 x 1050 x 735	C3-YTM3666	1,038
Rectangular surface-returns 	<i>Reversible. Can accommodate 1 modular pedestal. Can be attached to a 36" wide bookcase. Recessed, full-height modesty panel. Grommet.</i>			
	72 x 36 x 29	1800 x 900 x 735	C3-RD3672 	899
	66 x 36 x 29	1650 x 900 x 735	C3-RD3666	828
	54 x 36 x 29	1350 x 900 x 735	C3-RD3654	780
Y-shaped surface-returns 	<i>Reversible. Must be attached to a 36" wide bookcase. Half-height modesty panel. Grommet. Can not accommodate pedestal.</i>			
	72 x 42 x 29	1800 x 1050 x 735	C3-YUM3672	924
	66 x 42 x 29	1650 x 1050 x 735	C3-YUM3666	861
	54 x 42 x 29	1350 x 1050 x 735	C3-YUM3654	828
Modular pedestal 	<i>2 file drawers with suspension bars. Lock. Goes under a work surface. 1 tone only.</i>			
	15 x 24 x 24 3/4	388 x 600 x 628	C3-FF24 	772
Modular pedestal 	<i>2 box drawers. 1 file drawer with suspension bar. Pencil tray. Lock. Goes under a work surface. 1 tone only.</i>			
	15 x 24 x 24 3/4	388 x 600 x 628	C3-UF24 	854
Bridge-returns 	<i>Half-height modesty panel. Grommet.</i>			
	48 x 18 x 13	1200 x 448 x 327	C3-BR1848 	343
	42 x 18 x 13	1050 x 448 x 327	C3-BR1842	310

 = QUICKSHIP  = ASSEMBLY REQUIRED

	W x D x H (in)	W x D x H (mm)	Code	Price (\$)
Executive return 	<i>Reversible. 2 box drawers and 1 file drawer. Pencil tray. Grommet on the back. Lock.</i>			
	48 x 24 x 29	1200 x 600 x 735	C3-UF2448R	1,398
	Packaged in 2 boxes.			
73" Storage modules – 4 doors 	<i>UPPER: Open bookcases, 4 adjustable shelves. Bookcase with doors, 2 adjustable shelves. Doors can be installed at either ends. Grommet on the back. Specify T at the end of the code for translucent doors. LOWER: Bookcases with doors, 2 adjustable shelves. 2 pigeonholes. Packaged in 2 boxes.</i>			
Lateral file modules 	<i>2 file drawers with suspension bars. Lock.</i>			
	72 x 20 x 73	1796 x 500 x 1850	C3-207273LFB	3,882
	72 x 20 x 73	1796 x 500 x 1850	C3-207273LFBT	4,587
Mixed modules 	<i>2 box drawers, 2 file drawers with suspension bars. Lock. Pencil tray.</i>			
	72 x 20 x 73	1796 x 500 x 1850	C3-207273COB	4,188
	72 x 20 x 73	1796 x 500 x 1850	C3-207273COBT	4,893
Open mixed modules 	<i>Open storage space. 2 box drawers. 1 file drawer with suspension bar. Lock. Pencil tray.</i>			
	72 x 20 x 73	1796 x 500 x 1850	C3-207273CCB	4,018
	72 x 20 x 73	1796 x 500 x 1850	C3-207273CCBT	4,708
73" Storage modules – 3 doors 	<i>UPPER: Open bookcases, 2 adjustable shelves. Bookcase with doors, 2 adjustable shelves. Doors can be installed at either ends. Grommet on the back. Specify T at the end of the code for translucent doors. LOWER: Reversible. Bookcases with door, adjustable shelf. 3 pigeonholes. Open Bookcase, adjustable shelf. A bridge-return can be attached. Packaged in two boxes.</i>			
Lateral file modules 	<i>2 file drawers with suspension bars. Lock.</i>			
	72 x 20 x 73	1796 x 500 x 1850	C3-207273LFS	3,812
	72 x 20 x 73	1796 x 500 x 1850	C3-207273LFS T	4,512

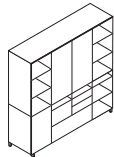
	W x D x H (in)	W x D x H (mm)	Code	Price (\$)
--	----------------	----------------	------	------------

73" Storage modules – 3 doors (cont'd)

Mixed modules

2 box drawers, 2 file drawers with suspension bars. Lock. Pencil tray.

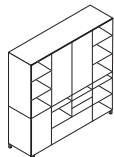
72 x 20 x 73	1796 x 500 x 1850	C3-207273COS	4,133
72 x 20 x 73	1796 x 500 x 1850	C3-207273COST	4,829



Open mixed modules

Open storage space. 2 box drawers. 1 file drawer with suspension bar. Lock. Pencil tray.

72 x 20 x 73	1796 x 500 x 1850	C3-207273CCS	3,968
72 x 20 x 73	1796 x 500 x 1850	C3-207273CCST	4,671



49" Storage modules – 2 doors

Bookcases with doors, 4 adjustable shelves. Open storage space. 2 pigeonholes. Grommet on the back. Specify T at the end of the code for translucent doors.

Lateral file modules

2 file drawers with suspension bars. Lock.

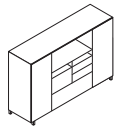
72 x 20 x 49	1796 x 500 x 1241	C3-207249LFB	2,562
72 x 20 x 49	1796 x 500 x 1241	C3-207249LFBT	3,348



Mixed modules

2 box drawers, 2 file drawers with suspension bars. Lock. Pencil tray.

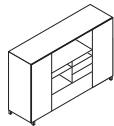
72 x 20 x 49	1796 x 500 x 1241	C3-207249COB	2,806
72 x 20 x 49	1796 x 500 x 1241	C3-207249COBT	3,576



Open mixed modules

Open storage space. 2 box drawers. 1 file drawer with suspension bar. Lock. Pencil tray.

72 x 20 x 49	1796 x 500 x 1241	C3-207249CCB	2,631
72 x 20 x 49	1796 x 500 x 1241	C3-207249CCBT	3,292



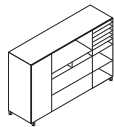
49" Storage modules – 1 door

Reversible. Bookcase with door, 2 adjustable shelves. Open storage space. 8 pigeonholes. Open bookcase, adjustable shelf. Grommet on the back. A bridge-return can be attached. Specify T at the end of the code for translucent doors.

Lateral file modules

2 file drawers with suspension bars. Lock.

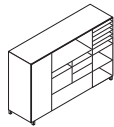
72 x 20 x 49	1796 x 500 x 1241	C3-207249LFS	2,626
72 x 20 x 49	1796 x 500 x 1241	C3-207249LFST	3,000



Mixed modules

2 box drawers, 2 file drawers with suspension bars. Lock. Pencil tray.

72 x 20 x 49	1796 x 500 x 1241	C3-207249COS	2,855
72 x 20 x 49	1796 x 500 x 1241	C3-207249COST	3,248



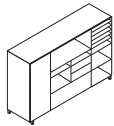
	W x D x H (in)	W x D x H (mm)	Code	Price (\$)
--	----------------	----------------	------	------------

49" Storage modules – 1 door (cont'd)

Open mixed modules

Open storage space. 2 box drawers. 1 file drawer with suspension bar. Lock. Pencil tray.

72 x 20 x 49	1796 x 500 x 1241	C3-207249CCS	2,702
72 x 20 x 49	1796 x 500 x 1241	C3-207249CCST	3,089



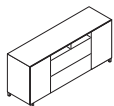
33" Storage modules – 2 doors

Bookcases with doors, 2 adjustable shelves. 2 pigeonholes. Specify T at the end of the code for translucent doors.

Lateral file modules

2 file drawers with suspension bars. Lock.

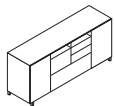
72 x 20 x 33	1796 x 500 x 834	C3-207233LFB	2,266
72 x 20 x 33	1796 x 500 x 834	C3-207233LFBT	2,855



Mixed modules

2 box drawers, 2 file drawers with suspension bars. Lock. Pencil tray.

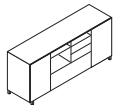
72 x 20 x 33	1796 x 500 x 834	C3-207233COB	2,595
72 x 20 x 33	1796 x 500 x 834	C3-207233COBT	3,171



Open mixed modules

Open storage space. 2 box drawers. 1 file drawer with suspension bar. Lock. Pencil tray.

72 x 20 x 33	1796 x 500 x 834	C3-207233CCB	2,419
72 x 20 x 33	1796 x 500 x 834	C3-207233CCBT	2,963



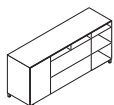
33" Storage modules – 1 door

Reversible. Bookcase with doors, adjustable shelf. 3 pigeonholes. Open bookcase, adjustable shelf. A bridge-return can be attached. Specify T at the end of the code for translucent doors.

Lateral file modules

2 file drawers with suspension bars. Lock.

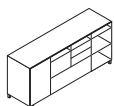
72 x 20 x 33	1796 x 500 x 834	C3-207233LFS	2,203
72 x 20 x 33	1796 x 500 x 834	C3-207233LFST	2,495



Mixed modules

2 box drawers, 2 file drawers with suspension bars. Lock. Pencil tray.

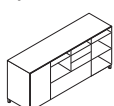
72 x 20 x 33	1796 x 500 x 834	C3-207233COS	2,534
72 x 20 x 33	1796 x 500 x 834	C3-207233COST	2,811

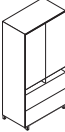
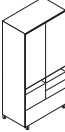
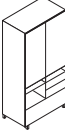
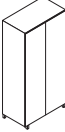
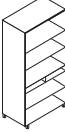
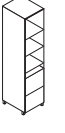
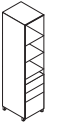

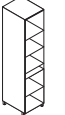


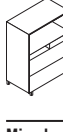
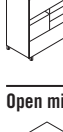


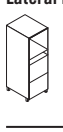




Open mixed modules








Open storage space. 2 box drawers. 1 file drawer with suspension bar. Lock. Pencil tray.


72 x 20 x 33	1796 x 500 x 834	C3-207233CCS	2,373
72 x 20 x 33	1796 x 500 x 834	C3-207233CCST	2,638




	W x D x H (in)	W x D x H (mm)	Code	Price (\$)
73" COMPLEMENTARY STORAGE MODULES				
Lateral file modules	<i>Bookcase with doors, 2 adjustable shelves. 2 pigeonholes. 2 file drawers with suspension bars. Lock. Grommet on the back. Specify T at the end of the code for translucent doors.</i>			
	36 x 20 x 73	900 x 500 x 1850	C3-203673LF	2,495
	36 x 20 x 73	900 x 500 x 1850	C3-203673LFT	3,210
Mixed modules	<i>Bookcase with doors, 2 adjustable shelves. 2 pigeonholes. 2 box drawers. 2 file drawers with suspension bars. Lock. Pencil tray. Grommet on the back. Specify T at the end of the code for translucent doors.</i>			
	36 x 20 x 73	900 x 500 x 1850	C3-203673CO	2,747
	36 x 20 x 73	900 x 500 x 1850	C3-203673COT	3,437
Open mixed modules	<i>Bookcase with doors, 2 adjustable shelves. 2 pigeonholes. Open storage space. 2 box drawers. 1 file drawer with suspension bar. Lock. Pencil tray. Grommet on the back. Specify T at the end of the code for translucent doors.</i>			
	36 x 20 x 73	900 x 500 x 1850	C3-203673CC	2,562
	36 x 20 x 73	900 x 500 x 1850	C3-203673CCT	3,253
Bookcase modules with doors	<i>3 adjustable shelves and 1 fixed shelf. 1 clothes hanger bar. Specify T at the end of the code for translucent doors.</i>			
	36 x 20 x 73	900 x 500 x 1850	C3-203673B	1,721
	36 x 20 x 73	900 x 500 x 1850	C3-203673BT	2,729
Bookcase modules	<i>Fixed shelf at 29". 3 adjustable shelves. 2 pigeonholes. Grommet on the back. A surface-return can be attached. 1 tone only.</i>			
	36 x 20 x 73	900 x 500 x 1850	C3-BS203673	1,577
Lateral file module	<i>Bookcase, 2 adjustable shelves. Pigeonhole. 2 file drawers with suspension bars. Lock.</i>			
	18 x 20 x 73	450 x 500 x 1850	C3-201873FF	1,615
Mixed module	<i>Bookcase, 2 adjustable shelves. Pigeonhole. 2 box drawers. 1 file drawer with suspension bar. Pencil tray. Lock.</i>			
	18 x 20 x 73	450 x 500 x 1850	C3-201873UF	1,715
Bookcase modules with door	<i>Reversible door. 4 adjustable shelves. Specify T at the end of the code for translucent door.</i>			
	18 x 20 x 73	450 x 500 x 1850	C3-201873B	1,337
	18 x 20 x 73	450 x 500 x 1850	C3-201873BT	1,810
Bookcase module	<i>3 adjustable shelves. Pigeonhole. A bridge-return can be attached. 1 tone only.</i>			
	18 x 20 x 73	450 x 500 x 1850	C3-BS201873	1,183


	W x D x H (in)	W x D x H (mm)	Code	Price (\$)
49" COMPLEMENTARY STORAGE MODULES				
Lateral file module	<i>Open storage space. 2 pigeonholes. 2 file drawers with suspension bars. Lock. Grommet on the back.</i>			
	36 x 20 x 49	900 x 500 x 1241	C3-203649LF	1,653
Mixed module	<i>Open storage space. 2 pigeonholes. 2 box drawers. 2 file drawers with suspension bars. Lock. Pencil tray. Grommet on the back.</i>			
	36 x 20 x 49	900 x 500 x 1241	C3-203649CO	1,949
Open mixed module	<i>Open storage space. 2 pigeonholes. 2 box drawers. 1 file drawer with suspension bar. Lock. Pencil tray. Grommet on the back.</i>			
	36 x 20 x 49	900 x 500 x 1241	C3-203649CC	1,784
Bookcase modules with doors	<i>2 adjustable shelves. 1 clothes hanger bar. Specify T at the end of the code for translucent doors.</i>			
	36 x 20 x 49	900 x 500 x 1241	C3-203649B	1,273
	36 x 20 x 49	900 x 500 x 1241	C3-203649BT	2,004
Bookcase module	<i>Open storage space. 2 pigeonholes. Fixed shelf at 29". Adjustable shelf. Grommet on the back. A surface-return can be attached. 1 tone only.</i>			
	36 x 20 x 49	900 x 500 x 1241	C3-BS203649	1,158
Lateral file module	<i>Open storage space. Pigeonhole. 2 file drawers with suspension bars. Lock.</i>			
	18 x 20 x 49	450 x 500 x 1241	C3-201849FF	1,304
Mixed module	<i>Open storage space. Pigeonhole. 2 box drawers. 1 file drawer with suspension bar. Pencil tray. Lock.</i>			
	18 x 20 x 49	450 x 500 x 1241	C3-201849UF	1,392
Bookcase modules with door	<i>Reversible door. 2 adjustable shelves. Specify T at the end of the code for translucent door.</i>			
	18 x 20 x 49	450 x 500 x 1241	C3-201849B	1,033
	18 x 20 x 49	450 x 500 x 1241	C3-201849BT	1,355
Bookcase module	<i>Open storage space. Pigeonhole. Adjustable shelf. A bridge-return can be attached. 1 tone only.</i>			
	18 x 20 x 49	450 x 500 x 1241	C3-BS201849	937


	W x D x H (in)	W x D x H (mm)	Code	Price (\$)
33" COMPLEMENTARY STORAGE MODULES				
Lateral file module	<i>2 pigeonholes. 2 file drawers with suspension bars. Lock.</i>			
	36 x 20 x 33	900 x 500 x 834	C3-203633LF	1,468
Mixed module	<i>2 pigeonholes. 2 box drawers. 2 file drawers with suspension bars. Lock. Pencil tray.</i>			
	36 x 20 x 33	900 x 500 x 834	C3-203633C0	1,747
Open mixed module	<i>2 pigeonholes. Open storage space. 2 box drawers. File drawer with suspension bar. Lock. Pencil tray.</i>			
	36 x 20 x 33	900 x 500 x 834	C3-203633CC	1,594
Bookcase modules with doors	<i>Adjustable shelf. Specify T at the end of the code for translucent doors.</i>			
	36 x 20 x 33	900 x 500 x 834	C3-203633B	1,071
	36 x 20 x 33	900 x 500 x 834	C3-203633BT	1,626
Bookcase module	<i>2 pigeonholes. Adjustable shelf. A surface-return can be attached. 1 tone only.</i>			
	36 x 20 x 33	900 x 500 x 834	C3-BS203633	924
Lateral file module	<i>Pigeonhole. 2 file drawers with suspension bars. Lock.</i>			
	18 x 20 x 33	450 x 500 x 834	C3-201833FF	1,152
Mixed module	<i>Pigeonhole. 2 box drawers. 1 file drawer with suspension bar. Lock. Pencil tray.</i>			
	18 x 20 x 33	450 x 500 x 834	C3-201833UF	1,254


	W x D x H (in)	W x D x H (mm)	Code	Price (\$)
Bookcase modules with door	<i>Reversible door. Adjustable shelf. Specify T at the end of the code for translucent door.</i>			
	18 x 20 x 33	450 x 500 x 834	C3-201833B	886
	18 x 20 x 33	450 x 500 x 834	C3-201833BT	1,127


Bookcase module	<i>Pigeonhole. Adjustable shelf. A bridge-return can be attached. 1 tone only.</i>			
	18 x 20 x 33	450 x 500 x 834	C3-BS201833	759


COMPLEMENTARY FURNITURE

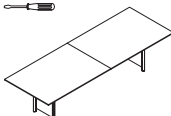
Mobile pedestals	<i>2 box drawers. 1 file drawer with suspension bar. Brakes on front casters. Lock. Pencil tray. Fits under a work surface. 1 tone only.</i>			
	15 x 23 x 27 $\frac{1}{2}$	390 x 575 x 689	C3-MP1523UF	1,026
	15 x 18 x 27 $\frac{1}{2}$	390 x 450 x 689	C3-MP1518UF	962

Mobile pedestal	<i>2 file drawers with suspension bars. Brakes on front casters. Lock. Fits under a work surface. 1 tone only.</i>			
	15 x 23 x 27 $\frac{1}{2}$	390 x 575 x 689	C3-MP1523FF	866

Mobile pedestals	<i>1 box drawer, 1 file drawer with suspension bar. Brakes on front casters. Lock. Pencil tray. Fits under a work surface. 1 tone only.</i>			
	15 x 23 x 20 $\frac{3}{4}$	390 x 575 x 527	C3-MP1523F	848
	15 x 18 x 20 $\frac{3}{4}$	390 x 450 x 527	C3-MP1518F	817

Hanging combination pedestal	<i>1 box drawer and 1 file drawer with suspension bar. Pencil tray. Lock. Must be installed under a work surface. 1 tone only.</i>			
	15 x 18 x 19 $\frac{1}{4}$	388 x 448 x 489	C3-F	709

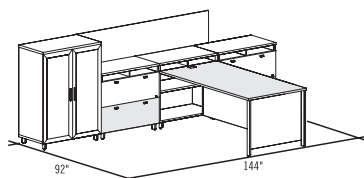
Conference table	<i>Cross base with anodized aluminum legs.</i>			
	42 x 42 x 29	1050 x 1050 x 735	C3-R42CR	911

Conference tables	<i>1" thick top. Laminate base with anodized aluminium legs.</i>			
	120 x 42 x 29	3000 x 1050 x 735	C3-REC42120	1,486
	96 x 42 x 29	2400 x 1050 x 735	C3-REC4296	1,114
	72 x 42 x 29	1800 x 1050 x 735	C3-REC4272	992
	120 x 48 x 29	3000 x 1200 x 735	C3-REC48120	1,615
	96 x 48 x 29	2400 x 1200 x 735	C3-REC4896	1,239

42" x 120" and 48" x 120": packaged in 2 boxes.

SUGGESTIONS

C3-PLAN01



Plan shown in Concept 3 Flyer:

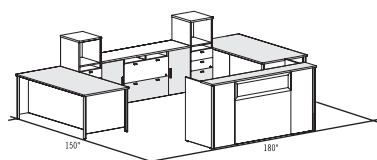
C3-PLAN01	\$7,241
1 C3-203649BT	
2 C3-203633LF	
1 C3-BS203633	
1 C3-RD3672	
1 LGC-TK8421M	

Cabinet with translucent doors (T).

Other option:

Cabinet with laminate doors.	\$6,508
------------------------------	----------------

C3-PLAN02



Plan shown in Concept 3 Flyer:

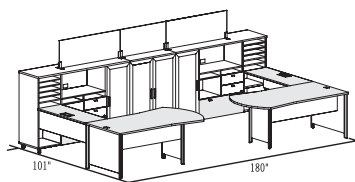
C3-PLAN02	\$9,455
2 C3-TD3672	
2 C3-201849UF	
1 C3-207233LFB	
1 C3-GS3084ST	

Cabinet with laminate doors.

Other option:

Cabinet with translucent doors (T).	\$10,044
-------------------------------------	-----------------

C3-PLAN04



Plan shown in Concept 3 Flyer:

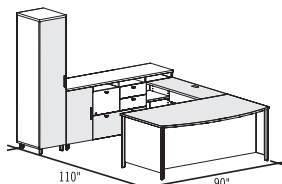
C3-PLAN04	\$12,677
2 C3-YTM3672	
2 C3-BR1848	
2 C3-207249CCST	
1 C3-203649BT	
3 CNNN-SCT3618	

Cabinets with translucent doors (T).

Other option:

Cabinets with laminate doors	\$11,171
------------------------------	-----------------

C3-PLAN05



Plan shown in Concept 3 Flyer:


QSC3-PLAN05	\$5,378
1 QSC3-201873B	
1 QSC3-207233COS	
1 QSC3-BR1848	
1 QSC3-TD4272A	

Cabinets with laminate doors.

Other option:

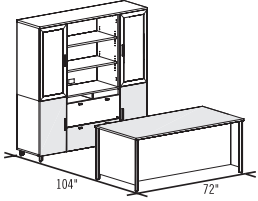
Cabinets with translucent doors (T).	\$6,134
--------------------------------------	----------------

 = ASSEMBLY REQUIRED

 = QUICKSHIP

SUGGESTIONS

C3-PLAN06



Plan shown in Concept 3 Flyer:

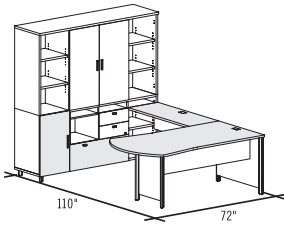
QSC3-PLAN06	\$6,508
1 QSC3-TD3672	
1 QSC3-207273LFBT	
1 QSC3-UF24	

Upper cabinet with translucent doors (T).

Other option:

Upper cabinet with laminate doors.	\$5,797
------------------------------------	----------------

C3-PLAN07



Not shown in Concept 3 Flyer:

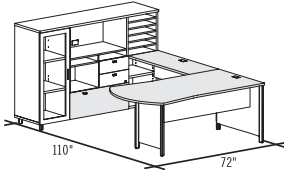
QSC3-PLAN07	\$5,416
1 QSC3-YTM3672	
1 QSC3-BR1848	
1 QSC3-207273CCS	

Upper cabinet with laminate doors.

Other option:

Upper cabinet with translucent doors (T).	\$6,119
---	----------------

C3-PLAN08



Not shown in Concept 3 Flyer:

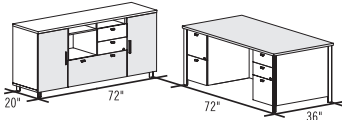
QSC3-PLAN08	\$4,538
1 QSC3-YTM3672	
1 QSC3-BR1848	
1 QSC3-207249CCST	

Cabinet with translucent door (T).

Other option:

Cabinet with laminate door.	\$4,151
-----------------------------	----------------

C3-PLAN09



Not shown in Concept 3 Flyer:

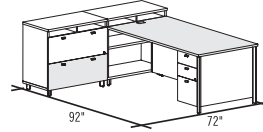
QSC3-PLAN09	\$5,106
1 QSC3-TD3672	
1 QSC3-207233CCB	
1 QSC3-UF24	
1 QSC3-FF24	

Cabinet with laminate doors.

Other option:

Cabinet with translucent doors (T)	\$5,652
------------------------------------	----------------

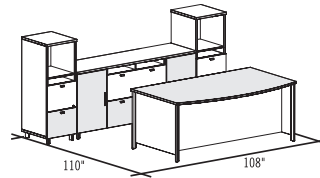
C3-PLAN10



Not shown in Concept 3 Flyer:

QSC3-PLAN10	\$4,145
1 QSC3-RD3672	
1 QSC3-BS203633	
1 QSC3-203633LF	
1 QSC3-UF24	

C3-PLAN12



Not shown in Concept 3 Flyer:

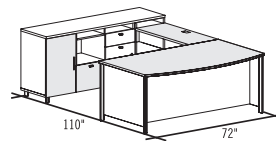
C3-PLAN12	\$7,753
1 C3-TD4272A	
1 C3-207233LFB	
2 C3-201849FF	
2 C3-UF24	

Cabinet with laminate doors.

Other option:

Cabinet with translucent doors (T).	\$8,343
-------------------------------------	----------------

C3-PLAN13



Not shown in Concept 3 Flyer:

C3-PLAN13	\$4,569
1 C3-TD4272A	
1 C3-BR1848	
1 C3-207233CCS	
1 C3-UF24	

Cabinet with laminate doors.

Other option:

Cabinet with translucent doors (T).	\$4,862
-------------------------------------	----------------

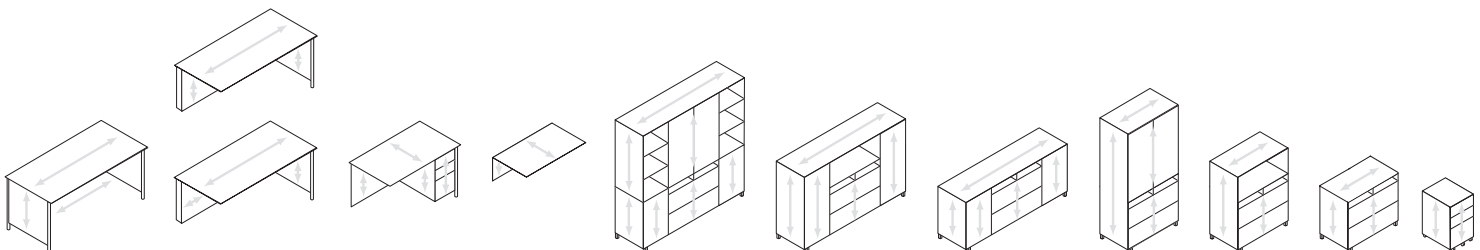
READY TO SHIP IN 5 DAYS!

Several suggested layouts, components and accessories identified by this pictogram are part of the **Lacasse quick delivery program**.


Please refer to page 3 for complete program details.



TYPICAL WOOD GRAIN DIRECTION FOR CONCEPT 3:



2-TONE LAMINATE APPLICATION: SHADED AREA CORRESPONDS TO THE FIRST CODE TO BE SPECIFIED. SECOND LAMINATE CODE WILL BE APPLIED TO THE REST OF THE PRODUCT.


 = QUICKSHIP

CONCEPT 70

EDGE BANDING

Furniture with 1½" (38 mm) thick tops.


N Edge



Smooth, 1/8" (3 mm) thick edge.

The N edge is matched with the finish specified for the surface.


Textured 1 Edge



Textured, 5/32" (4 mm) thick edge.

The textured 1 and 2 edges are available (and in matching color) ONLY when a wood grain finish is specified for the surface.

Textured 2 Edge



HANDLES

A choice of two metal handles offered in three colors.



DA Anthracite Grey



DB Brass



DN Nickel



KA Anthracite Grey



KB Brass



KN Nickel

CODIFICATION

Series	Options		
	Edgebanding	Handles	Accent color
7	N Smooth edge 1 Textured 1 edge 2 Textured 2 edge	D Straight K Classic	A Anthracite Grey B Brass N Nickel

READY TO SHIP IN 5 DAYS!

Several suggested layouts, components and accessories identified by this pictogram are part of the **Lacasse quick delivery program**.

Please refer to page 3 for complete program details.



	W x D x H (in)	W x D x H (mm)	Code	Price (\$)
Double pedestal desks 	<i>2 pedestals with locks, 2 box drawers and 2 file drawers with suspension bars. Pencil tray. Recessed, full-height modesty panel.</i>			
	84 x 36 x 29½	2100 x 900 x 748	7___-F3684F	2,019
	72 x 36 x 29½	1800 x 900 x 748	7___-F3672F	1,892
	72 x 30 x 29½	1800 x 750 x 748	7___-F3072F	1,829
	66 x 30 x 29½	1650 x 750 x 748	7___-F3066F	1,772
	60 x 30 x 29½	1500 x 750 x 748	7___-F3060F	1,715
Specify the edge (N, 1, 2). Specify the handle code (D, K). Specify the accent color (A, B, N).				

	W x D x H (in)	W x D x H (mm)	Code	Price (\$)
Double pedestal bow front desks 	<i>2 pedestals with locks, 2 box drawers and 2 file drawers with suspension bars. Pencil tray. Recessed, full-height modesty panel.</i>			
	84 x 42 x 29½	2100 x 1050 x 748	7___-F4284FA	2,349
	72 x 42 x 29½	1800 x 1050 x 748	7___-F4272FA	2,151
Specify the edge (N, 1, 2). Specify the handle code (D, K). Specify the accent color (A, B, N).				

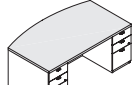

	W x D x H (in)	W x D x H (mm)	Code	Price (\$)
Left single pedestal desks 	<i>1 pedestal on left with lock, 1 box drawer and 1 file drawer with suspension bar. Pencil tray. Recessed, full-height modesty panel.</i>			
	84 x 36 x 29½	2100 x 900 x 748	7___-F3684S	1,634
	72 x 36 x 29½	1800 x 900 x 748	7___-F3672S	1,500
	72 x 30 x 29½	1800 x 750 x 748	7___-F3072S	1,443
	66 x 30 x 29½	1650 x 750 x 748	7___-F3066S	1,382
	60 x 30 x 29½	1500 x 750 x 748	7___-F3060S	1,322
	48 x 30 x 29½	1200 x 750 x 748	7___-F3048S	1,239
Specify the edge (N, 1, 2). Specify the handle code (D, K). Specify the accent color (A, B, N).				

	W x D x H (in)	W x D x H (mm)	Code	Price (\$)
Right single pedestal desks 	<i>1 pedestal on right with lock, 1 box drawer and 1 file drawer with suspension bar. Pencil tray. Recessed, full-height modesty panel.</i>			
	84 x 36 x 29½	2100 x 900 x 748	7___-S3684F	1,634
	72 x 36 x 29½	1800 x 900 x 748	7___-S3672F	1,500
	72 x 30 x 29½	1800 x 750 x 748	7___-S3072F	1,443
	66 x 30 x 29½	1650 x 750 x 748	7___-S3066F	1,382
	60 x 30 x 29½	1500 x 750 x 748	7___-S3060F	1,322
	48 x 30 x 29½	1200 x 750 x 748	7___-S3048F	1,239
Specify the edge (N, 1, 2). Specify the handle code (D, K). Specify the accent color (A, B, N).				

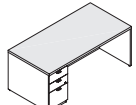




	W x D x H (in)	W x D x H (mm)	Code	Price (\$)
Left single pedestal bow front desks 	<i>1 pedestal on left with lock, 1 box drawer and 1 file drawer with suspension bar. Pencil tray. Recessed, full-height modesty panel.</i>			
	84 x 42 x 29½	2100 x 1050 x 748	7___-F4284SA	2,019
	72 x 42 x 29½	1800 x 1050 x 748	7___-F4272SA	1,892
Specify the edge (N, 1, 2). Specify the handle code (D, K). Specify the accent color (A, B, N).				

	W x D x H (in)	W x D x H (mm)	Code	Price (\$)
Right single pedestal bow front desks 	<i>1 pedestal on right with lock, 1 box drawer and 1 file drawer with suspension bar. Pencil tray. Recessed, full-height modesty panel.</i>			
	84 x 42 x 29½	2100 x 1050 x 748	7___-S4284FA	2,019
	72 x 42 x 29½	1800 x 1050 x 748	7___-S4272FA	1,892
Specify the edge (N, 1, 2). Specify the handle code (D, K). Specify the accent color (A, B, N).				

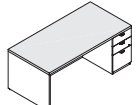




	W x D x H (in)	W x D x H (mm)	Code	Price (\$)
Double pedestal desks – low profile 	<i>2 pedestals with locks, 4 box drawers and 2 file drawers with suspension bars. Pencil tray. Recessed, full-height modesty panel.</i>			
	84 x 36 x 29½	2100 x 900 x 748	7___-UF3684UF	2,411
	72 x 36 x 29½	1800 x 900 x 748	7___-UF3672UF	2,285
	72 x 30 x 29½	1800 x 750 x 748	7___-UF3072UF	2,222
	66 x 30 x 29½	1650 x 750 x 748	7___-UF3066UF	2,164
	60 x 30 x 29½	1500 x 750 x 748	7___-UF3060UF	2,108
Specify the edge (N, 1, 2). Specify the handle code (D, K). Specify the accent color (A, B, N).				

	W x D x H (in)	W x D x H (mm)	Code	Price (\$)
Double pedestal bow front desks – low profile 	<i>2 pedestals with locks, 4 box drawers and 2 file drawers with suspension bars. Pencil tray. Recessed, full-height modesty panel.</i>			
	84 x 42 x 29½	2100 x 1050 x 748	7___-UF4284UFA	2,702
	72 x 42 x 29½	1800 x 1050 x 748	7___-UF4272UFA 	2,576

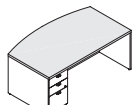

Specify the edge (N, 1, 2). Specify the handle code (D, K). Specify the accent color (A, B, N).

	W x D x H (in)	W x D x H (mm)	Code	Price (\$)
Left single pedestal desks – low profile 	<i>1 pedestal on left with lock, 2 box drawers and 1 file drawer with suspension bar. Pencil tray. Recessed, full-height modesty panel.</i>			
	84 x 36 x 29½	2100 x 900 x 748	7___-UF3684S	1,824
	72 x 36 x 29½	1800 x 900 x 748	7___-UF3672S 	1,697
	72 x 30 x 29½	1800 x 750 x 748	7___-UF3072S 	1,639
	66 x 30 x 29½	1650 x 750 x 748	7___-UF3066S 	1,577
	60 x 30 x 29½	1500 x 750 x 748	7___-UF3060S 	1,519

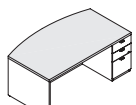

Specify the edge (N, 1, 2). Specify the handle code (D, K). Specify the accent color (A, B, N).

	W x D x H (in)	W x D x H (mm)	Code	Price (\$)
Right single pedestal desks – low profile 	<i>1 pedestal on right with lock, 2 box drawers and 1 file drawer with suspension bar. Pencil tray. Recessed, full-height modesty panel.</i>			
	84 x 36 x 29½	2100 x 900 x 748	7___-S3684UF	1,824
	72 x 36 x 29½	1800 x 900 x 748	7___-S3672UF 	1,697
	72 x 30 x 29½	1800 x 750 x 748	7___-S3072UF 	1,639
	66 x 30 x 29½	1650 x 750 x 748	7___-S3066UF 	1,577
	60 x 30 x 29½	1500 x 750 x 748	7___-S3060UF 	1,519

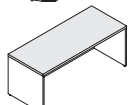
Specify the edge (N, 1, 2). Specify the handle code (D, K). Specify the accent color (A, B, N).

	W x D x H (in)	W x D x H (mm)	Code	Price (\$)
Left single pedestal bow front desks – low profile 	<i>1 pedestal on left with lock, 2 box drawers and 1 file drawer with suspension bar. Pencil tray. Recessed, full-height modesty panel.</i>			
	84 x 42 x 29½	2100 x 1050 x 748	7___-UF4284SA	2,214
	72 x 42 x 29½	1800 x 1050 x 748	7___-UF4272SA 	2,090

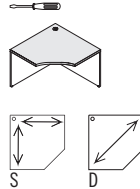

Specify the edge (N, 1, 2). Specify the handle code (D, K). Specify the accent color (A, B, N).

	W x D x H (in)	W x D x H (mm)	Code	Price (\$)
Right single pedestal bow front desks – low profile 	<i>1 pedestal on right with lock, 2 box drawers and 1 file drawer with suspension bar. Pencil tray. Recessed, full-height modesty panel.</i>			
	84 x 42 x 29½	2100 x 1050 x 748	7___-S4284UFA	2,214
	72 x 42 x 29½	1800 x 1050 x 748	7___-S4272UFA 	2,090

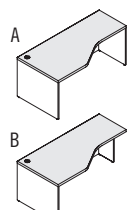

Specify the edge (N, 1, 2). Specify the handle code (D, K). Specify the accent color (A, B, N).

	W x D x H (in)	W x D x H (mm)	Code	Price (\$)
Desk shells 	<i>Recessed, full-height modesty panel. Can accommodate 1 or 2 pedestals.</i>			
	72 x 36 x 29½	1800 x 900 x 748	7_NN-TDM3672	1,012
	72 x 30 x 29½	1800 x 750 x 748	7_NN-TDM3072	968
	66 x 30 x 29½	1650 x 750 x 748	7_NN-TDM3066	929
	60 x 30 x 29½	1500 x 750 x 748	7_NN-TDM3060	893

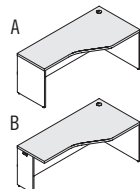

Specify the edge (N, 1, 2).

	W x D x H (in)	W x D x H (mm)	Code	Price (\$)	
Corner modules 	<i>Full-height modesty panel. 1 grommet. Must be attached to a work surface.</i>				
	Surface	48"/30"	42"/24"	36"/24"	36"/18"
	R1	25½" (637 mm)	25½" (637 mm)	16½" (424 mm)	25½" (637 mm)
		48 x 48 x 29½	1200 x 1200 x 748	7_NN-CM4830S	1,140
	42 x 42 x 29½	1050 x 1050 x 748	7_NN-CM4224S 	1,033	
	36 x 36 x 29½	900 x 900 x 748	7_NN-CM3624S	886	
	36 x 36 x 29½	900 x 900 x 748	7_NN-CM3618S	886	

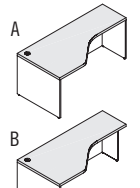
Specify the edge (N, 1, 2).
Diagonal wood grain: change S to D, add 10% to the price.

	W x D x H (in)	W x D x H (mm)	Code	Price (\$)
Right extended corner modules – 24" D 	<i>Full-height modesty panel. 1 grommet.</i>			
	Surface	72"/36"	66"/36"	R1: 21¼" (573 mm) 15¼" (387 mm)
	72 x 36 x 29½	1800 x 900 x 748	7_NN-CM367224_ 	1,254
	66 x 36 x 29½	1650 x 900 x 748	7_NN-CM366624_	1,176

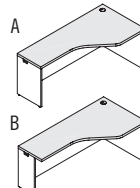
Specify the edge (N, 1, 2). Specify panel legs (A, B).

	W x D x H (in)	W x D x H (mm)	Code	Price (\$)
Left extended corner modules – 24" D 	<i>Full-height modesty panel. 1 grommet.</i>			
	Surface	72"/36"	66"/36"	R1: 21¼" (573 mm) 15¼" (387 mm)
	72 x 36 x 29½	1800 x 900 x 748	7_NN-CM723624_ 	1,254
	66 x 36 x 29½	1650 x 900 x 748	7_NN-CM663624_	1,176

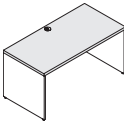
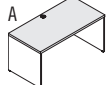
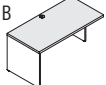
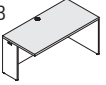
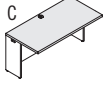
Specify the edge (N, 1, 2). Specify panel legs (A, B).


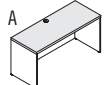
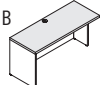
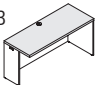
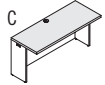
	W x D x H (in)	W x D x H (mm)	Code	Price (\$)
Right extended corner modules – 20" D 	<i>Full-height modesty panel. 1 grommet.</i>			
	Surface	72"/36"	66"/36"	R1: 23½" (608 mm) 18½" (459 mm)
	72 x 36 x 29½	1800 x 900 x 748	7_NN-CM367220_	1,254
	66 x 36 x 29½	1650 x 900 x 748	7_NN-CM366620_	1,176


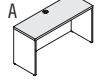
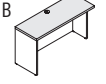

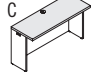
Specify the edge (N, 1, 2). Specify panel legs (A, B).

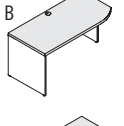
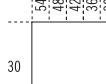
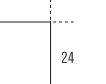


	W x D x H (in)	W x D x H (mm)	Code	Price (\$)
Left extended corner modules – 20" D 	<i>Full-height modesty panel. 1 grommet.</i>			
	Surface	72"/36"	66"/36"	R1: 23½" (608 mm) 18½" (459 mm)
	72 x 36 x 29½	1800 x 900 x 748	7_NN-CM723620_	1,254
	66 x 36 x 29½	1650 x 900 x 748	7_NN-CM663620_	1,176

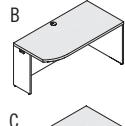

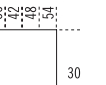
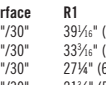

Specify the edge (N, 1, 2). Specify panel legs (A, B).

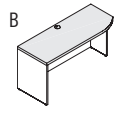
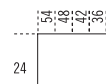
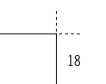


	W x D x H (in)	W x D x H (mm)	Code	Price (\$)
Rectangular tables – 30" D	<i>Full-height modesty panel. 1 grommet.</i>			
				
	72 x 30 x 29½	1800 x 750 x 748	7_NN-DT3072_	944
	66 x 30 x 29½	1650 x 750 x 748	7_NN-DT3066_	911
	60 x 30 x 29½	1500 x 750 x 748	7_NN-DT3060_	879
	54 x 30 x 29½	1350 x 750 x 748	7_NN-DT3054_	842
	48 x 30 x 29½	1200 x 750 x 748	7_NN-DT3048_	785
	42 x 30 x 29½	1050 x 750 x 748	7_NN-DT3042_	740
	36 x 30 x 29½	900 x 750 x 748	7_NN-DT3036_	709
	30 x 30 x 29½	750 x 750 x 748	7_NN-DT3030_	677
	24 x 30 x 29½	600 x 750 x 748	7_NN-DT3024_	646
	Specify the edge (N, 1, 2). Specify panel legs (A, B, C).			

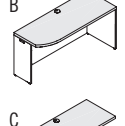
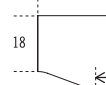



	W x D x H (in)	W x D x H (mm)	Code	Price (\$)
Rectangular tables – 24" D	<i>Full-height modesty panel. 1 grommet.</i>			
				
	72 x 24 x 29½	1800 x 600 x 748	7_NN-DT2472_	916
	66 x 24 x 29½	1650 x 600 x 748	7_NN-DT2466_	879
	60 x 24 x 29½	1500 x 600 x 748	7_NN-DT2460_	845
	54 x 24 x 29½	1350 x 600 x 748	7_NN-DT2454_	807
	48 x 24 x 29½	1200 x 600 x 748	7_NN-DT2448_	757
	42 x 24 x 29½	1050 x 600 x 748	7_NN-DT2442_	715
	36 x 24 x 29½	900 x 600 x 748	7_NN-DT2436_	681
	30 x 24 x 29½	750 x 600 x 748	7_NN-DT2430_	633
	24 x 24 x 29½	600 x 600 x 748	7_NN-DT2424_	610
	Specify the edge (N, 1, 2). Specify panel legs (A, B, C).			

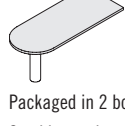
	W x D x H (in)	W x D x H (mm)	Code	Price (\$)
Rectangular tables – 20" D	<i>Full-height modesty panel. 1 grommet.</i>			
				
	72 x 20 x 29½	1800 x 500 x 748	7_NN-DT2072_	886
	66 x 20 x 29½	1650 x 500 x 748	7_NN-DT2066_	848
	60 x 20 x 29½	1500 x 500 x 748	7_NN-DT2060_	811
	54 x 20 x 29½	1350 x 500 x 748	7_NN-DT2054_	772
	48 x 20 x 29½	1200 x 500 x 748	7_NN-DT2048_	728
	42 x 20 x 29½	1050 x 500 x 748	7_NN-DT2042_	689
	36 x 20 x 29½	900 x 500 x 748	7_NN-DT2036_	652
	30 x 20 x 29½	750 x 500 x 748	7_NN-DT2030_	612
	24 x 20 x 29½	600 x 500 x 748	7_NN-DT2024_	574
	Specify the edge (N, 1, 2). Specify panel legs (A, B, C).			

	W x D x H (in)	W x D x H (mm)	Code	Price (\$)
Asymmetrical tables – 30" D	<i>To complete a standard corner module. Full-height modesty panel. 1 grommet.</i>			
				
	54 x 30 x 29½	1350 x 750 x 748	7_NN-AT305424_	874
	48 x 30 x 29½	1200 x 750 x 748	7_NN-AT304824_	811
	42 x 30 x 29½	1050 x 750 x 748	7_NN-AT304224_	785
	36 x 30 x 29½	900 x 750 x 748	7_NN-AT303624_	740
	30 x 30 x 29½	750 x 750 x 748	7_NN-AT303024_	709
	Specify the edge (N, 1, 2). Specify panel legs (B, C).			



	W x D x H (in)	W x D x H (mm)	Code	Price (\$)
Asymmetrical tables – 30" D	<i>To complete a standard corner module. Full-height modesty panel. 1 grommet.</i>			
				
	54 x 30 x 29½	1350 x 750 x 748	7_NN-AT245430_	874
	48 x 30 x 29½	1200 x 750 x 748	7_NN-AT244830_	811
	42 x 30 x 29½	1050 x 750 x 748	7_NN-AT244230_	785
	36 x 30 x 29½	900 x 750 x 748	7_NN-AT243630_	740
	30 x 30 x 29½	750 x 750 x 748	7_NN-AT243030_	709
	Specify the edge (N, 1, 2). Specify panel legs (B, C).			

	W x D x H (in)	W x D x H (mm)	Code	Price (\$)
Asymmetrical tables – 24" D	<i>To complete a standard corner module. Full-height modesty panel. 1 grommet.</i>			
				
	54 x 24 x 29½	1350 x 600 x 748	7_NN-AT245418_	836
	48 x 24 x 29½	1200 x 600 x 748	7_NN-AT244818_	785
	42 x 24 x 29½	1050 x 600 x 748	7_NN-AT244218_	740
	36 x 24 x 29½	900 x 600 x 748	7_NN-AT243618_	709
	30 x 24 x 29½	750 x 600 x 748	7_NN-AT243018_	677
	Specify the edge (N, 1, 2). Specify panel legs (B, C).			

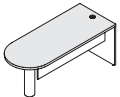
	W x D x H (in)	W x D x H (mm)	Code	Price (\$)
Asymmetrical tables – 24" D	<i>To complete a standard corner module. Full-height modesty panel. 1 grommet.</i>			
				
	54 x 24 x 29½	1350 x 600 x 748	7_NN-AT185424_	836
	48 x 24 x 29½	1200 x 600 x 748	7_NN-AT184824_	785
	42 x 24 x 29½	1050 x 600 x 748	7_NN-AT184224_	740
	36 x 24 x 29½	900 x 600 x 748	7_NN-AT183624_	709
	30 x 24 x 29½	750 x 600 x 748	7_NN-AT183024_	677
	Specify the edge (N, 1, 2). Specify panel legs (B, C).			

	W x D x H (in)	W x D x H (mm)	Code	Price (\$)
D-shaped surfaces	<i>Steel leg: A Anthracite Grey. Must be attached to a work surface.</i>			
	72 x 36 x 29½	1800 x 900 x 748	7_NA-BU3672_	937
	72 x 30 x 29½	1800 x 750 x 748	7_NA-BU3072_	866
	66 x 30 x 29½	1650 x 750 x 748	7_NA-BU3066_	823
	60 x 30 x 29½	1500 x 750 x 748	7_NA-BU3060_	785
	66 x 24 x 29½	1650 x 600 x 748	7_NA-BU2466_	747
	60 x 24 x 29½	1500 x 600 x 748	7_NA-BU2460_	695
	48 x 24 x 29½	1200 x 600 x 748	7_NA-BU2448_	659
	Specify the edge (N, 1, 2).			

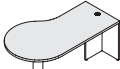
	Surface	R1	Code	Price (\$)
	54"/30"	39½" (992 mm)		
	48"/30"	33½" (843 mm)		
	42"/30"	27¼" (692 mm)		
	36"/30"	21½" (543 mm)		
	30"/30"	15½" (394 mm)		

	W x D x H (in)	W x D x H (mm)	Code	Price (\$)
D-shaped work tables 	<i>Steel leg: A Anthracite Grey. 1 grommet. Must be attached to a work surface.</i>			
	72 x 36 x 29½	1800 x 900 x 748	7_NA-BT3672 	1,076
	72 x 30 x 29½	1800 x 750 x 748	7_NA-BT3072	1,033
	66 x 30 x 29½	1650 x 750 x 748	7_NA-BT3066	992
	60 x 30 x 29½	1500 x 750 x 748	7_NA-BT3060	944
	66 x 24 x 29½	1650 x 600 x 748	7_NA-BT2466	918
Packaged in 2 boxes.	60 x 24 x 29½	1500 x 600 x 748	7_NA-BT2460	879
Steel leg options, change A to: B Brass, add \$253; N Nickel, add \$253.	48 x 24 x 29½	1200 x 600 x 748	7_NA-BT2448	842

Specify the edge (N, 1, 2).

	W x D x H (in)	W x D x H (mm)	Code	Price (\$)
D-shaped work tables 	<i>Reversible modesty panel. Steel leg: A Anthracite Grey. 1 grommet. Must be attached to a work surface.</i>			
	72 x 36 x 29½	1800 x 900 x 748	7_NA-BTM3672	1,176
	72 x 30 x 29½	1800 x 750 x 748	7_NA-BTM3072	1,127
	66 x 30 x 29½	1650 x 750 x 748	7_NA-BTM3066	1,083
	60 x 30 x 29½	1500 x 750 x 748	7_NA-BTM3060	1,049

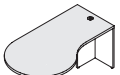
Specify the edge (N, 1, 2).

	W x D x H (in)	W x D x H (mm)	Code	Price (\$)
Left P-shaped work tables 	<i>Steel leg: A Anthracite Grey. 1 grommet. Must be attached to a work surface.</i>			
	72 x 42 x 29½	1800 x 1050 x 748	7_NA-PT3072	1,183
	66 x 42 x 29½	1650 x 1050 x 748	7_NA-PT3066	1,158
	60 x 42 x 29½	1500 x 1050 x 748	7_NA-PT3060	1,134

Specify the edge (N, 1, 2).

Packaged in 2 boxes.

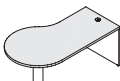
Steel leg options, change A to:
B Brass, add \$253;
N Nickel, add \$253.

	W x D x H (in)	W x D x H (mm)	Code	Price (\$)
Right P-shaped work tables 	<i>Steel leg: A Anthracite Grey. 1 grommet. Must be attached to a work surface.</i>			
	72 x 42 x 29½	1800 x 1050 x 748	7_NA-3072PT	1,183
	66 x 42 x 29½	1650 x 1050 x 748	7_NA-3066PT	1,158
	60 x 42 x 29½	1500 x 1050 x 748	7_NA-3060PT	1,134

Specify the edge (N, 1, 2).

Packaged in 2 boxes.

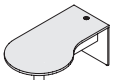
Steel leg options, change A to:
B Brass, add \$253;
N Nickel, add \$253.

	W x D x H (in)	W x D x H (mm)	Code	Price (\$)
Left P-shaped work tables 	<i>Modesty panel. Steel leg: A Anthracite Grey. 1 grommet. Must be attached to a work surface.</i>			
	72 x 42 x 29½	1800 x 1050 x 748	7_NA-PTM3072	1,261
	66 x 42 x 29½	1650 x 1050 x 748	7_NA-PTM3066	1,234
	60 x 42 x 29½	1500 x 1050 x 748	7_NA-PTM3060	1,202

Specify the edge (N, 1, 2).

Packaged in 2 boxes.

Steel leg options, change A to:
B Brass, add \$253;
N Nickel, add \$253.

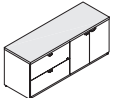


	W x D x H (in)	W x D x H (mm)	Code	Price (\$)
Right P-shaped work tables 	<i>Modesty panel. Steel leg: A Anthracite Grey. 1 grommet. Must be attached to a work surface.</i>			
	72 x 42 x 29½	1800 x 1050 x 748	7_NA-3072PTM	1,261
	66 x 42 x 29½	1650 x 1050 x 748	7_NA-3066PTM	1,234
	60 x 42 x 29½	1500 x 1050 x 748	7_NA-3060PTM	1,202

Specify the edge (N, 1, 2).

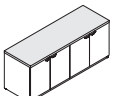
Packaged in 2 boxes.

Steel leg options, change A to:
B Brass, add \$253;
N Nickel, add \$253.

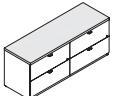


 = QUICKSHIP  = ASSEMBLY REQUIRED

	W x D x H (in)	W x D x H (mm)	Code	Price (\$)
Lateral file / bookcase credenzas 	<i>2 file drawers with suspension bars. Bookcase unit with doors and adjustable shelf. Locks.</i>			
	72 x 24 x 29½	1800 x 600 x 748	7_--_-LF2472B 	2,024
	72 x 20 x 29½	1800 x 500 x 748	7_--_-LF2072B 	1,886

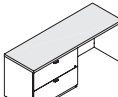


Specify the edge (N, 1, 2). Specify the handle code (D, K). Specify the accent color (A, B, N).

	W x D x H (in)	W x D x H (mm)	Code	Price (\$)
Bookcase credenzas 	<i>Storage unit with doors and adjustable shelves. Locks.</i>			
	72 x 24 x 29½	1800 x 600 x 748	7_--_-B2472B	1,841
	72 x 20 x 29½	1800 x 500 x 748	7_--_-B2072B	1,709

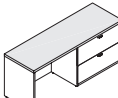


Specify the edge (N, 1, 2). Specify the handle code (D, K). Specify the accent color (A, B, N).

	W x D x H (in)	W x D x H (mm)	Code	Price (\$)
Lateral file credenzas 	<i>4 file drawers with suspension bars. Locks. Optional counterweights to meet BIFMA standards, refer to page 149.</i>			
	72 x 24 x 29½	1800 x 600 x 748	7_--_-LF2472LF 	2,222
	72 x 20 x 29½	1800 x 500 x 748	7_--_-LF2072LF 	2,095


Specify the edge (N, 1, 2). Specify the handle code (D, K). Specify the accent color (A, B, N).

	W x D x H (in)	W x D x H (mm)	Code	Price (\$)
Left lateral file credenzas 	<i>2 file drawers on left with suspension bars. Lock. Grommet on back.</i>			
	72 x 24 x 29½	1800 x 600 x 748	7_--_-LF2472S 	1,752
	66 x 24 x 29½	1650 x 600 x 748	7_--_-LF2466S	1,689
	60 x 24 x 29½	1500 x 600 x 748	7_--_-LF2460S	1,615
	72 x 20 x 29½	1800 x 500 x 748	7_--_-LF2072S 	1,615
	66 x 20 x 29½	1650 x 500 x 748	7_--_-LF2066S	1,557
60 x 20 x 29½	1500 x 500 x 748	7_--_-LF2060S	1,512	

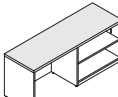
Specify the edge (N, 1, 2). Specify the handle code (D, K). Specify the accent color (A, B, N).

	W x D x H (in)	W x D x H (mm)	Code	Price (\$)
Right lateral file credenzas 	<i>2 file drawers on right with suspension bars. Lock. Grommet on back.</i>			
	72 x 24 x 29½	1800 x 600 x 748	7_--_-S2472LF 	1,752
	66 x 24 x 29½	1650 x 600 x 748	7_--_-S2466LF	1,689
	60 x 24 x 29½	1500 x 600 x 748	7_--_-S2460LF	1,615
	72 x 20 x 29½	1800 x 500 x 748	7_--_-S2072LF 	1,615
	66 x 20 x 29½	1650 x 500 x 748	7_--_-S2066LF	1,557
60 x 20 x 29½	1500 x 500 x 748	7_--_-S2060LF	1,512	

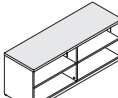
Specify the edge (N, 1, 2). Specify the handle code (D, K). Specify the accent color (A, B, N).

	W x D x H (in)	W x D x H (mm)	Code	Price (\$)
Right open bookcase credenzas 	<i>1 adjustable shelf. Full-height modesty panel. Grommet on back.</i>			
	72 x 24 x 29½	1800 x 600 x 748	7_NN-BE2472S	1,387
	72 x 20 x 29½	1800 x 500 x 748	7_NN-BE2072S	1,310

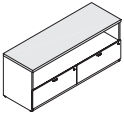
Specify the edge (N, 1, 2).

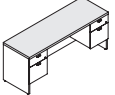
	W x D x H (in)	W x D x H (mm)	Code	Price (\$)
Right open bookcase credenzas 	<i>1 adjustable shelf. Full-height modesty panel. Grommet on back.</i>			
	72 x 24 x 29½	1800 x 600 x 748	7_NN-S2472BE	1,387
	72 x 20 x 29½	1800 x 500 x 748	7_NN-S2072BE	1,310

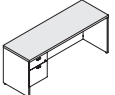
Specify the edge (N, 1, 2).

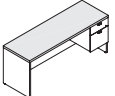
	W x D x H (in)	W x D x H (mm)	Code	Price (\$)
Open bookcase credenzas 	<i>1 adjustable shelf on each side.</i>			
	72 x 24 x 29½	1800 x 600 x 748	7_NN-BE2472BE	1,507
	72 x 20 x 29½	1800 x 500 x 748	7_NN-BE2072BE	1,436

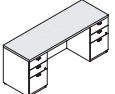
Specify the edge (N, 1, 2).

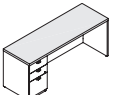
	W x D x H (in)	W x D x H (mm)	Code	Price (\$)
Lateral file credenzas 	<i>Open space on top and 2 lateral file drawers on bottom with suspension bars. Locks. Grommet on back. Optional counterweights to meet BIFMA standards, refer to page 149.</i>			
	72 x 24 x 29½	1800 x 600 x 748	7___-SLF2472	1,741
	72 x 20 x 29½	1800 x 500 x 748	7___-SLF2072	1,677
Specify the edge (N, 1, 2). Specify the handle code (D, K). Specify the accent color (A, B, N).				

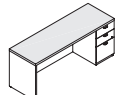
	W x D x H (in)	W x D x H (mm)	Code	Price (\$)
Double pedestal credenzas 	<i>2 pedestals with locks, 2 box drawers and 2 file drawers with suspension bars. Pencil tray. Grommet on back.</i>			
	72 x 24 x 29½	1800 x 600 x 748	7___-F2472KF	1,653
	66 x 24 x 29½	1650 x 600 x 748	7___-F2466KF	1,639
	60 x 24 x 29½	1500 x 600 x 748	7___-F2460KF	1,615
	72 x 20 x 29½	1800 x 500 x 748	7___-F2072KF	1,531
66 x 20 x 29½	1650 x 500 x 748	7___-F2066KF	1,507	
60 x 20 x 29½	1500 x 500 x 748	7___-F2060KF	1,479	
Specify the edge (N, 1, 2). Specify the handle code (D, K). Specify the accent color (A, B, N).				


	W x D x H (in)	W x D x H (mm)	Code	Price (\$)
Left single pedestal credenzas 	<i>1 pedestal on left with lock, 1 box drawer and 1 file drawer with suspension bar. Pencil tray. Grommet on back.</i>			
	72 x 24 x 29½	1800 x 600 x 748	7___-F2472S	1,317
	66 x 24 x 29½	1650 x 600 x 748	7___-F2466S	1,289
	60 x 24 x 29½	1500 x 600 x 748	7___-F2460S	1,266
	72 x 20 x 29½	1800 x 500 x 748	7___-F2072S	1,289
	66 x 20 x 29½	1650 x 500 x 748	7___-F2066S	1,266
60 x 20 x 29½	1500 x 500 x 748	7___-F2060S	1,239	
Specify the edge (N, 1, 2). Specify the handle code (D, K). Specify the accent color (A, B, N).				


	W x D x H (in)	W x D x H (mm)	Code	Price (\$)
Right single pedestal credenzas 	<i>1 pedestal on right with lock, 1 box drawer and 1 file drawer with suspension bar. Pencil tray. Grommet on back.</i>			
	72 x 24 x 29½	1800 x 600 x 748	7___-S2472F	1,317
	66 x 24 x 29½	1650 x 600 x 748	7___-S2466F	1,289
	60 x 24 x 29½	1500 x 600 x 748	7___-S2460F	1,266
	72 x 20 x 29½	1800 x 500 x 748	7___-S2072F	1,289
	66 x 20 x 29½	1650 x 500 x 748	7___-S2066F	1,266
60 x 20 x 29½	1500 x 500 x 748	7___-S2060F	1,239	
Specify the edge (N, 1, 2). Specify the handle code (D, K). Specify the accent color (A, B, N).				


	W x D x H (in)	W x D x H (mm)	Code	Price (\$)
Double pedestal credenzas – low profile 	<i>2 pedestals with locks, 4 box drawers and 2 file drawers with suspension bars. Pencil tray. Grommet on back.</i>			
	72 x 24 x 29½	1800 x 600 x 748	7___-UF2472UF	2,057
	66 x 24 x 29½	1650 x 600 x 748	7___-UF2466UF	2,045
	60 x 24 x 29½	1500 x 600 x 748	7___-UF2460UF	2,019
	72 x 20 x 29½	1800 x 500 x 748	7___-UF2072UF	1,937
	66 x 20 x 29½	1650 x 500 x 748	7___-UF2066UF	1,910
60 x 20 x 29½	1500 x 500 x 748	7___-UF2060UF	1,886	
Specify the edge (N, 1, 2). Specify the handle code (D, K). Specify the accent color (A, B, N).				


	W x D x H (in)	W x D x H (mm)	Code	Price (\$)
Left single pedestal credenzas – low profile 	<i>1 pedestal on left with lock, 2 box drawers and 1 file drawer with suspension bar. Pencil tray. Grommet on back.</i>			
	72 x 24 x 29½	1800 x 600 x 748	7___-UF2472S	1,519
	66 x 24 x 29½	1650 x 600 x 748	7___-UF2466S	1,495
	60 x 24 x 29½	1500 x 600 x 748	7___-UF2460S	1,468
	72 x 20 x 29½	1800 x 500 x 748	7___-UF2072S	1,495
	66 x 20 x 29½	1650 x 500 x 748	7___-UF2066S	1,468
60 x 20 x 29½	1500 x 500 x 748	7___-UF2060S	1,436	
Specify the edge (N, 1, 2). Specify the handle code (D, K). Specify the accent color (A, B, N).				


	W x D x H (in)	W x D x H (mm)	Code	Price (\$)
Right single pedestal credenzas – low profile 	<i>1 pedestal on right with lock, 2 box drawers and 1 file drawer with suspension bar. Pencil tray. Grommet on back.</i>			
	72 x 24 x 29½	1800 x 600 x 748	7___-S2472UF	1,519
	66 x 24 x 29½	1650 x 600 x 748	7___-S2466UF	1,495
	60 x 24 x 29½	1500 x 600 x 748	7___-S2460UF	1,468
	72 x 20 x 29½	1800 x 500 x 748	7___-S2072UF	1,495
	66 x 20 x 29½	1650 x 500 x 748	7___-S2066UF	1,468
60 x 20 x 29½	1500 x 500 x 748	7___-S2060UF	1,436	
Specify the edge (N, 1, 2). Specify the handle code (D, K). Specify the accent color (A, B, N).				


	W x D x H (in)	W x D x H (mm)	Code	Price (\$)
Return shells 	<i>Reversible. Grommet. Can accommodate 1 pedestal.</i>			
	48 x 24 x 29½	1200 x 600 x 748	7__-NN-R2448S	590
	42 x 24 x 29½	1050 x 600 x 748	7__-NN-R2442S	550
	48 x 20 x 29½	1200 x 500 x 748	7__-NN-R2448S	531
42 x 20 x 29½	1050 x 500 x 748	7__-NN-R2042S	494	
Specify the edge (N, 1, 2).				

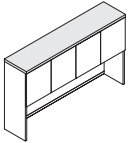
	W x D x H (in)	W x D x H (mm)	Code	Price (\$)
Left executive returns 	<i>1 pedestal on left with lock, 1 box drawer and 1 file drawer with suspension bar. Pencil tray. Grommet.</i>			
	48 x 24 x 29½	1200 x 600 x 748	7___-F2448R	1,056
	42 x 24 x 29½	1050 x 600 x 748	7___-F2442R	1,007
	48 x 20 x 29½	1200 x 500 x 748	7___-F2048R	1,012
	42 x 20 x 29½	1050 x 500 x 748	7___-F2042R	987
Specify the edge (N, 1, 2). Specify the handle code (D, K). Specify the accent color (A, B, N).				

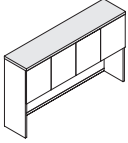
	W x D x H (in)	W x D x H (mm)	Code	Price (\$)
Right executive returns 	<i>1 pedestal on right with lock, 1 box drawer and 1 file drawer with suspension bar. Pencil tray. Grommet.</i>			
	48 x 24 x 29½	1200 x 600 x 748	7___-R2448F	1,056
	42 x 24 x 29½	1050 x 600 x 748	7___-R2442F	1,007
	48 x 20 x 29½	1200 x 500 x 748	7___-R2048F	1,012
42 x 20 x 29½	1050 x 500 x 748	7___-R2042F	987	
Specify the edge (N, 1, 2). Specify the handle code (D, K). Specify the accent color (A, B, N).				

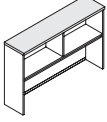
	W x D x H (in)	W x D x H (mm)	Code	Price (\$)
Left executive returns – low profile 	<i>1 pedestal on left with lock, 2 box drawers and 1 file drawer with suspension bar. Pencil tray. Grommet.</i>			
	48 x 24 x 29½	1200 x 600 x 748	7___-UF2448R	1,261
	42 x 24 x 29½	1050 x 600 x 748	7___-UF2442R	1,202
	48 x 20 x 29½	1200 x 500 x 748	7___-UF2048R	1,214
42 x 20 x 29½	1050 x 500 x 748	7___-UF2042R	1,176	
Specify the edge (N, 1, 2). Specify the handle code (D, K). Specify the accent color (A, B, N).				

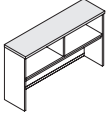
	W x D x H (in)	W x D x H (mm)	Code	Price (\$)
Right executive returns – low profile 	<i>1 pedestal on right with lock, 2 box drawers and 1 file drawer with suspension bar. Pencil tray. Grommet.</i>			
	48 x 24 x 29½	1200 x 600 x 748	7___-R2448UF	1,261
	42 x 24 x 29½	1050 x 600 x 748	7___-R2442UF	1,202
	48 x 20 x 29½	1200 x 500 x 748	7___-R2048UF	1,214
42 x 20 x 29½	1050 x 500 x 748	7___-R2042UF	1,176	
Specify the edge (N, 1, 2). Specify the handle code (D, K). Specify the accent color (A, B, N).				

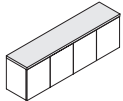
	W x D x H (in)	W x D x H (mm)	Code	Price (\$)
Bridge-returns 	<i>Full-height modesty panel. 1 grommet.</i>			
	48 x 24 x 29½	1200 x 600 x 748	7__-NN-BR2448	487
	42 x 24 x 29½	1050 x 600 x 748	7__-NN-BR2442	455
	36 x 24 x 29½	900 x 600 x 748	7__-NN-BR2436	431
	48 x 20 x 29½	1200 x 500 x 748	7__-NN-BR2048	442
	42 x 20 x 29½	1050 x 500 x 748	7__-NN-BR2042	412
36 x 20 x 29½	900 x 500 x 748	7__-NN-BR2036	385	
Specify the edge (N, 1, 2).				

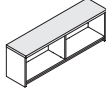
	W x D x H (in)	W x D x H (mm)	Code	Price (\$)	
Hutches with doors – 44" H 	<i>Clearance: 21¼". Grommet. Full-width wire access. Can accommodate a tackboard, refer to page 147.</i>				
	84 x 16 x 44	2100 x 400 x 1099	7_NN-E844416P	1,653	
	78 x 16 x 44	1950 x 400 x 1099	7_NN-E784416P	1,594	
	72 x 16 x 44	1800 x 400 x 1099	7_NN-E724416P	1,531	
	66 x 16 x 44	1650 x 400 x 1099	7_NN-E664416P	1,474	
	60 x 16 x 44	1500 x 400 x 1099	7_NN-E604416P	1,403	
	54 x 16 x 44	1350 x 400 x 1099	7_NN-E544416P	1,348	
	48 x 16 x 44	1200 x 400 x 1099	7_NN-E484416P	1,261	
	42 x 16 x 44	1050 x 400 x 1099	7_NN-E424416P	1,170	
	36 x 16 x 44	900 x 400 x 1099	7_NN-E364416P	1,088	
	Specify the edge (N, 1, 2).				


	W x D x H (in)	W x D x H (mm)	Code	Price (\$)	
Hutches with doors – 36" H 	<i>Clearance: 17¾". Grommet. Full-width wire access. Can accommodate a tackboard, refer to page 147.</i>				
	84 x 16 x 36	2100 x 400 x 900	7_NN-E843616P	1,519	
	78 x 16 x 36	1950 x 400 x 900	7_NN-E783616P	1,468	
	72 x 16 x 36	1800 x 400 x 900	7_NN-E723616P	1,398	
	66 x 16 x 36	1650 x 400 x 900	7_NN-E663616P	1,342	
	60 x 16 x 36	1500 x 400 x 900	7_NN-E603616P	1,278	
	54 x 16 x 36	1350 x 400 x 900	7_NN-E543616P	1,223	
	48 x 16 x 36	1200 x 400 x 900	7_NN-E483616P	1,127	
	42 x 16 x 36	1050 x 400 x 900	7_NN-E423616P	1,044	
	36 x 16 x 36	900 x 400 x 900	7_NN-E363616P	957	
	Specify the edge (N, 1, 2).				


	W x D x H (in)	W x D x H (mm)	Code	Price (\$)	
Open hutches – 44" H 	<i>Clearance: 21¼". Grommet. Full-width wire access. Can accommodate a tackboard, refer to page 147.</i>				
	84 x 16 x 44	2100 x 400 x 1099	7_NN-E844416	1,387	
	78 x 16 x 44	1950 x 400 x 1099	7_NN-E784416	1,337	
	72 x 16 x 44	1800 x 400 x 1099	7_NN-E724416	1,273	
	66 x 16 x 44	1650 x 400 x 1099	7_NN-E664416	1,214	
	60 x 16 x 44	1500 x 400 x 1099	7_NN-E604416	1,147	
	54 x 16 x 44	1350 x 400 x 1099	7_NN-E544416	1,088	
	48 x 16 x 44	1200 x 400 x 1099	7_NN-E484416	1,001	
	42 x 16 x 44	1050 x 400 x 1099	7_NN-E424416	911	
	36 x 16 x 44	900 x 400 x 1099	7_NN-E364416	828	
	Specify the edge (N, 1, 2).				


	W x D x H (in)	W x D x H (mm)	Code	Price (\$)	
Open hutches – 36" H 	<i>Clearance: 17¾". Grommet. Full-width wire access. Can accommodate a tackboard, refer to page 147.</i>				
	84 x 16 x 36	2100 x 400 x 900	7_NN-E843616	1,261	
	78 x 16 x 36	1950 x 400 x 900	7_NN-E783616	1,208	
	72 x 16 x 36	1800 x 400 x 900	7_NN-E723616	1,140	
	66 x 16 x 36	1650 x 400 x 900	7_NN-E663616	1,083	
	60 x 16 x 36	1500 x 400 x 900	7_NN-E603616	1,019	
	54 x 16 x 36	1350 x 400 x 900	7_NN-E543616	957	
	48 x 16 x 36	1200 x 400 x 900	7_NN-E483616	866	
	42 x 16 x 36	1050 x 400 x 900	7_NN-E423616	785	
	36 x 16 x 36	900 x 400 x 900	7_NN-E363616	695	
	Specify the edge (N, 1, 2).				


	W x D x H (in)	W x D x H (mm)	Code	Price (\$)	
Wall-mounted hutches with doors – 22" H 	<i>Hanger bar included for wall-mount installation. Can accommodate a tackboard, refer to page 147.</i>				
	84 x 16 x 22	2100 x 400 x 550	7_NN-EM842216P	1,550	
	78 x 16 x 22	1950 x 400 x 550	7_NN-EM782216P	1,500	
	72 x 16 x 22	1800 x 400 x 550	7_NN-EM722216P	1,436	
	66 x 16 x 22	1650 x 400 x 550	7_NN-EM662216P	1,374	
	60 x 16 x 22	1500 x 400 x 550	7_NN-EM602216P	1,310	
	54 x 16 x 22	1350 x 400 x 550	7_NN-EM542216P	1,254	
	48 x 16 x 22	1200 x 400 x 550	7_NN-EM482216P	1,158	
	42 x 16 x 22	1050 x 400 x 550	7_NN-EM422216P	1,076	
	36 x 16 x 22	900 x 400 x 550	7_NN-EM362216P	992	
	Specify the edge (N, 1, 2).				


	W x D x H (in)	W x D x H (mm)	Code	Price (\$)	
Wall-mounted open hutches – 22" H 	<i>Hanger bar included for wall-mount installation. Can accommodate a tackboard, refer to page 147.</i>				
	84 x 16 x 22	2100 x 400 x 550	7_NN-EM842216	1,289	
	78 x 16 x 22	1950 x 400 x 550	7_NN-EM782216	1,239	
	72 x 16 x 22	1800 x 400 x 550	7_NN-EM722216	1,170	
	66 x 16 x 22	1650 x 400 x 550	7_NN-EM662216	1,114	
	60 x 16 x 22	1500 x 400 x 550	7_NN-EM602216	1,049	
	54 x 16 x 22	1350 x 400 x 550	7_NN-EM542216	992	
	48 x 16 x 22	1200 x 400 x 550	7_NN-EM482216	899	
	42 x 16 x 22	1050 x 400 x 550	7_NN-EM422216	817	
	36 x 16 x 22	900 x 400 x 550	7_NN-EM362216	728	
	Specify the edge (N, 1, 2).				


	W x D x H (in)	W x D x H (mm)	Code	Price (\$)
Lateral file units 	<i>Suspension bars. Lock. Optional counterweights to meet BIFMA standards, refer to page 149.</i>			
	36 x 24 x 29½	900 x 600 x 748	7_--_-2436LF	1,183
	30 x 24 x 29½	750 x 600 x 748	7_--_-2430LF	1,140
	36 x 20 x 29½	900 x 500 x 748	7_--_-2036LF	1,152
	30 x 20 x 29½	750 x 500 x 748	7_--_-2030LF	1,101
	Specify the edge (N, 1, 2). Specify the handle code (D, K). Specify the accent color (A, B, N).			


	W x D x H (in)	W x D x H (mm)	Code	Price (\$)
Bookcase units with doors 	<i>Adjustable shelf. Lock.</i>			
	36 x 24 x 29½	900 x 600 x 748	7_--_-2436B	1,044
	30 x 24 x 29½	750 x 600 x 748	7_--_-2430B	992
	36 x 20 x 29½	900 x 500 x 748	7_--_-2036B	1,007
	30 x 20 x 29½	750 x 500 x 748	7_--_-2030B	944
Specify the edge (N, 1, 2). Specify the handle code (D, K). Specify the accent color (A, B, N).				


	W x D x H (in)	W x D x H (mm)	Code	Price (\$)
Combined pedestals 	<i>2 box drawers, 2 file drawers with suspension bars. Lock. Pencil tray.</i>			
	36 x 24 x 29½	900 x 600 x 748	7_--_-2436C0	1,500
	36 x 20 x 29½	900 x 500 x 748	7_--_-2036C0	1,456
Specify the edge (N, 1, 2). Specify the handle code (D, K). Specify the accent color (A, B, N).				

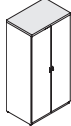
	W x D x H (in)	W x D x H (mm)	Code	Price (\$)
Combined pedestals 	<i>2 box drawers, 2 file drawers with suspension bars. Lock. Pencil tray.</i>			
	36 x 24 x 29½	900 x 600 x 748	7_--_-C02436	1,500
	36 x 20 x 29½	900 x 500 x 748	7_--_-C02036	1,456
Specify the edge (N, 1, 2). Specify the handle code (D, K). Specify the accent color (A, B, N).				

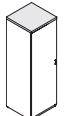
	W x D x H (in)	W x D x H (mm)	Code	Price (\$)
Modular lateral files 	<i>2 file drawers with suspension bars. Lock. Goes under a work surface. 1 tone only.</i>			
	36 x 18 x 28	900 x 448 x 711	7N_--_-1836LFL	1,012
	30 x 18 x 28	750 x 448 x 711	7N_--_-1830LFL	957
Specify the handle code (D, K). Specify the accent color (A, B, N).				

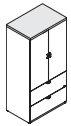
	W x D x H (in)	W x D x H (mm)	Code	Price (\$)
Modular combined pedestal 	<i>2 box drawers on left, 2 file drawers with suspension bars. Lock. Pencil tray. Goes under a work surface. 1 tone only.</i>			
	36 x 18 x 28	900 x 448 x 711	7N__-1836COL	1,299
Specify the handle code (D, K). Specify the accent color (A, B, N).				

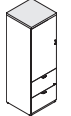
Modular combined pedestal 	<i>2 box drawers on right, 2 file drawers with suspension bars. Lock. Pencil tray. Goes under a work surface. 1 tone only.</i>			
	36 x 18 x 28	900 x 448 x 711	7N__-C01836L	1,299
Specify the handle code (D, K). Specify the accent color (A, B, N).				




Modular bookcases with doors 	<i>1 adjustable shelf. Lock. Goes under a work surface. 1 tone only.</i>			
	36 x 18 x 28	900 x 448 x 711	7N__-1836BL	911
	30 x 18 x 28	750 x 448 x 711	7N__-1830BL	861
Specify the handle code (D, K). Specify the accent color (A, B, N).				

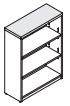


Storage or wardrobe units 	<i>3 adjustable shelves. 1 full-width fixed shelf. Full-width clothes hanger bar. 73" H storage unit matches the height of a credenza with a 44" H hutch. 65" H storage unit matches the height of a credenza with a 36" H hutch.</i>			
	36 x 24 x 73½	900 x 600 x 1847	7__-243673B	1,862
	36 x 20 x 73½	900 x 500 x 1847	7__-203673B	1,721
	36 x 24 x 65½	900 x 600 x 1648	7__-243665B	1,760
	36 x 20 x 65½	900 x 500 x 1648	7__-203665B	1,620
Specify the edge (N, 1, 2). Specify the handle code (D, K). Specify the accent color (A, B, N).				

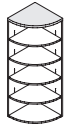
Storage or wardrobe units 	<i>Reversible door. 3 adjustable shelves. 1 full-width fixed shelf. Full-width clothes hanger bar. 73" H storage unit matches the height of a credenza with a 44" H hutch. 65" H storage unit matches the height of a credenza with a 36" H hutch.</i>			
	24 x 24 x 73½	600 x 600 x 1847	7__-242473B	1,419
	24 x 20 x 73½	600 x 500 x 1847	7__-202473B	1,348
	24 x 24 x 65½	600 x 600 x 1648	7__-242465B	1,348
	24 x 20 x 65½	600 x 500 x 1648	7__-202465B	1,284
Specify the edge (N, 1, 2). Specify the handle code (D, K). Specify the accent color (A, B, N).				


Storage units with lateral file 	<i>2 adjustable shelves. 2 lateral file drawers with suspension bars. Lock on drawer. 73" H storage matches the height of a credenza with a 44" H hutch. 65" H storage unit matches the height of a credenza with a 36" H hutch.</i>			
	36 x 24 x 73½	900 x 600 x 1847	7__-243673LFB	2,260
	36 x 20 x 73½	900 x 500 x 1847	7__-203673LFB	2,126
	36 x 24 x 65½	900 x 600 x 1648	7__-243665LFB	2,178
	36 x 20 x 65½	900 x 500 x 1648	7__-203665LFB	2,045
Specify the edge (N, 1, 2). Specify the handle code (D, K). Specify the accent color (A, B, N).				




Storage units with lateral file 	<i>Reversible door. 2 adjustable shelves. 2 lateral file drawers with suspension bars. Lock. 73" H storage unit matches the height of a credenza with a 44" H hutch. 65" H storage unit matches the height of a credenza with a 36" H hutch.</i>			
	24 x 24 x 73½	600 x 600 x 1847	7__-242473FB	1,886
	24 x 20 x 73½	600 x 500 x 1847	7__-202473FB	1,752
	24 x 24 x 65½	600 x 600 x 1648	7__-242465FB	1,810
	24 x 20 x 65½	600 x 500 x 1648	7__-202465FB	1,677
Specify the edge (N, 1, 2). Specify the handle code (D, K). Specify the accent color (A, B, N).				



	W x D x H (in)	W x D x H (mm)	Code		Price (\$)
Open bookcases 	<i>4 adjustable shelves.</i>				
	36 x 14 x 73½	900 x 350 x 1847	7_NN-B367314		1,049
	36 x 14 x 65½	900 x 350 x 1648	7_NN-B366514		987
Specify the edge (N, 1, 2).					


	<i>2 adjustable shelves.</i>				
	36 x 14 x 48½	900 x 350 x 1226	7_NN-B364814		879
	Specify the edge (N, 1, 2).				
<i>Additional shelf.</i>					
34 x 13 x 1	846 x 325 x 25	7NNN-TB3614.1E		132	


Corner open bookcases 	<i>4 adjustable shelves.</i>				
	24 x 24 x 73½	600 x 600 x 1847	7_NN-B242473		1,147
	20 x 20 x 73½	500 x 500 x 1847	7_NN-B202073		1,076
	24 x 24 x 65½	600 x 600 x 1648	7_NN-B242465		1,076
	20 x 20 x 65½	500 x 500 x 1648	7_NN-B202065		1,019
Specify the edge (N, 1, 2).					


Corner open bookcases 	<i>1 adjustable shelf.</i>				
	24 x 24 x 29½	600 x 600 x 748	7_NN-B242429		740
	20 x 20 x 29½	500 x 500 x 748	7_NN-B202029		677
Specify the edge (N, 1, 2).					



Mobile pedestals 	<i>2 box drawers, 1 file drawer with suspension bar. Pencil tray. Brakes on front casters. Lock. Fits under a work surface. 1 tone only.</i>				
	15 x 23 x 27½	390 x 575 x 689	7N__-MP1523UF		957
	15 x 18 x 27½	390 x 450 x 689	7N__-MP1518UF		893
Specify the handle code (D, K). Specify the accent color (A, B, N).					



Mobile pedestal 	<i>2 file drawers with suspension bars. Brakes on front casters. Lock. Fits under a work surface. 1 tone only.</i>				
	15 x 23 x 27½	390 x 575 x 689	7N__-MP1523FF		911
Specify the handle code (D, K). Specify the accent color (A, B, N).					



Mobile pedestals 	<i>1 box drawer and 1 file drawer with suspension bar. Pencil tray. Brakes on front casters. Lock. Fits under a work surface. 1 tone only.</i>				
	15 x 23 x 21¼	390 x 575 x 521	7N__-MP1523F		879
	15 x 18 x 21¼	390 x 450 x 521	7N__-MP1518F		848
Specify the handle code (D, K). Specify the accent color (A, B, N).					

Modular pedestal 	<i>2 box drawers, 1 file drawer with suspension bar. Pencil tray. Lock. Must be installed under a work surface. 1 tone only.</i>				
	15 x 18 x 28	388 x 448 x 713	7N__-P1518UFL		828
Specify the handle code (D, K). Specify the accent color (A, B, N).					



Modular pedestal 	<i>2 file drawers with suspension bars. Lock. Must be installed under a work surface. 1 tone only.</i>				
	15 x 18 x 28	388 x 448 x 713	7N__-P1518FFL		797
Specify the handle code (D, K). Specify the accent color (A, B, N).					

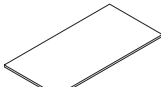
Hanging pedestal 	<i>1 box drawer and 1 file drawer with suspension bar. Pencil tray. Lock. Must be installed under a work surface. 1 tone only.</i>				
	15 x 17½ x 19¼	388 x 448 x 489	7N__-F		728
Specify the handle code (D, K). Specify the accent color (A, B, N).					

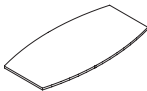
Metal pedestal 	<i>2 box drawers, 1 file drawer with suspension bar. Pencil tray. Charcoal metal body and laminate drawer fronts. Lock. Must be installed under a work surface.</i>				
	15 x 22 x 28	372 x 540 x 698	7N__-PM1522UFL		602
Specify the handle code (D, K). Specify the accent color (A, B, N).					





	W x D x H (in)	W x D x H (mm)	Code	Price (\$)
Metal pedestal	2 file drawers with suspension bars. Charcoal metal body and laminate drawer fronts. Lock. Must be installed under a work surface.			
	15 x 22 x 28	372 x 540 x 698	7N__-PM1522FFL 	574
Specify the handle code (D, K). Specify the accent color (A, B, N).				




Item discontinued



	Conference tables.			
	36 x 36 x 1½	900 x 900 x 38	7_NN-R36	431
	42 x 42 x 1½	1050 x 1050 x 38	7_NN-R42 	574
	48 x 48 x 1½	1200 x 1200 x 38	7_NN-R48	627
Specify the edge (N, 1, 2).				

	Conference tables.			
	72 x 36 x 1½	1800 x 900 x 38	7_NN-REC72	721
	96 x 48 x 1½	2400 x 1200 x 38	7_NN-REC96	1,019
Specify the edge (N, 1, 2).				

	Conference tables. 120" and 144" tops are in two pieces.			
	96 x 48 x 1½	2400 x 1200 x 38	7_NN-B96	1,114
	120 x 48 x 1½	3000 x 1200 x 38	7_NN-B120	1,382
	144 x 48 x 1½	3600 x 1200 x 38	7_NN-B144	1,456
144" to 120" : Packaged in 2 boxes.	Specify the edge (N, 1, 2).			


	Conference tables. 120" and 144" tops are in two pieces.			
	72 x 36 x 1½	1800 x 900 x 38	7_NN-RT72 	823
	96 x 48 x 1½	2400 x 1200 x 38	7_NN-RT96 	1,114
	120 x 48 x 1½	3000 x 1200 x 38	7_NN-RT120	1,382
144" to 120" : Packaged in 2 boxes.	144 x 48 x 1½	3600 x 1200 x 38	7_NN-RT144 	1,456
Specify the edge (N, 1, 2).				


	1½" thermofused laminate.			
	22 x 22 x 28	555 x 555 x 710	LGC-CR22	418
	27 x 27 x 28	680 x 680 x 710	LGC-CR27 	463
	33 x 33 x 28	825 x 825 x 710	LGC-CR33	526



	W x D x H (in)	W x D x H (mm)	Code	Price (\$)
V-bases	1½" thermofused laminate.			
	18 x 18 x 28	450 x 450 x 710	LGC-2V18 	(pair) 667




Drum base	18 x 18 x 28	460 x 460 x 710	LGC-DB19	981
------------------	--------------	-----------------	----------	-----





	Panel bases and crosspieces packaged separately. For 72" and 96" tables.			
	43 ¾ x 24 x 28	1084 x 600 x 710	LGC-P30.7296 	487


	For 120" and 144" tables.			
	85 x 24 x 28	2126 x 600 x 710	LGC-P30.120144 	765



	Metal. Specify the finish: GAN Anthracite Grey, BRA Brass (add \$240) or NIC Nickel (add \$240).			
	33 x 33 x 28	830 x 830 x 710	LGC-CH433	(each) 671

	Metal. Specify the finish: GAN Anthracite Grey, BRA Brass (add \$240) or NIC Nickel (add \$240).			
	30 x 4 x 28	760 x 105 x 710	LGC-CH233	(each) 519

	Metal. Specify the finish: GAN Anthracite Grey, BRA Brass (add \$240) or NIC Nickel (add \$240).			
	6 x 6 x 28	150 x 150 x 710	LGC-TL	(each) 310

	1 height adjustable sliding shelf. Grommet on back.			
	30 x 24 x 29½	750 x 600 x 748	7_NN-2430PS	874
Specify the edge (N, 1, 2).				

BASE OPTIONS / QUANTITY											
	Top Lengths	LGC-CR22	LGC-CR27	LGC-CR33	LGC-2V18	LGC-DB19	LGC-P30.7296	LGC-P30.120144	LGC-CH433	LGC-CH233	LGC-TL*
36" DEPTH	36"	1				1			1		4
	72"	2			1	2	1		2	2	4
42" DEPTH	42"		1						1		4
48" DEPTH	48"			1					1		4
	96"			2	1	2	1		2	2	4
	120"			3	1+1 CR33	3	1	1	3	3	6
	144"			3	1+1 CR33	3		1	3	3	6

* Not compatible with round tops.

 = QUICKSHIP  = ASSEMBLY REQUIRED

	W x D x H (in)	W x D x H (mm)	Code	Price (\$)
Coffee table	22 x 22 x 18½	550 x 550 x 463	7_NN-ST222218	494



Specify the edge (N, 1, 2).

Magazine table	48 x 22 x 18½	1200 x 550 x 463	7_NN-ST224818	583
-----------------------	---------------	------------------	---------------	-----



Specify the edge (N, 1, 2).

Mobile serving carts	<i>1 sliding shelf, 1 box drawer. Pencil tray. 1 door. 1 shelf.</i>			
	20 x 21 x 36½	500 x 520 x 913	7__-MS212036	1,176



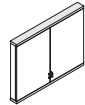
Specify the edge (N, 1, 2). Specify the handle code (D, K). Specify the accent color (A, B, N).



	<i>1 sliding shelf, 2 box drawers. Pencil tray. 2 doors. 2 shelves.</i>			
	36 x 21 x 36½	900 x 520 x 913	7__-MS213636	1,747

Specify the edge (N, 1, 2). Specify the handle code (D, K). Specify the accent color (A, B, N).

Marker board	<i>Non-magnetic surface for use with dry-erase markers. Eraser tray along bottom of board. Inside face of doors covered in natural cork. Hooks for paper pad. 180° hinges.</i>			
	54 x 5 x 41	1368 x 130 x 1043	7__-VBX4054	1,791



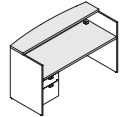
Specify the edge (N, 1, 2). Specify the handle code (D, K). Specify the accent color (A, B, N).

Lectern	<i>1 fixed shelf. 1 grommet. 4 casters, 2 with brakes.</i>			
	24 x 18 x 44½	600 x 450 x 1125	7_NN-LC181844	1,049



Specify the edge (N, 1, 2).

Right reception desks	<i>Desk with pedestal on left, 1 box drawer and 1 file drawer with suspension bar. Lock. Pencil tray. 2 grommets. Full-height modesty panel. Bow shaped transaction shelf.</i>			
	72 x 30 x 42½	1800 x 750 x 1075	7__-GF3072S	1,862



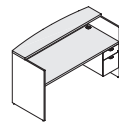
Specify the edge (N, 1, 2). Specify the handle code (D, K). Specify the accent color (A, B, N).



	<i>Right returns with pedestal on right, 1 box drawer and 1 file drawer with suspension bar. Lock. Pencil tray. 1 grommet. Full-height modesty panel.</i>			
	48 x 24 x 41	1200 x 600 x 1037	7__-GR2448F	1,245
	42 x 24 x 41	1050 x 600 x 1037	7__-GR2442F	1,223

Specify the edge (N, 1, 2). Specify the handle code (D, K). Specify the accent color (A, B, N).

	W x D x H (in)	W x D x H (mm)	Code	Price (\$)
Left reception desks	<i>Desk with pedestal on right, 1 box drawer and 1 file drawer with suspension bar. Lock. Pencil tray. 2 grommets. Full-height modesty panel. Bow shaped transaction shelf.</i>			
	72 x 30 x 42½	1800 x 750 x 1075	7__-GS3072F	1,862



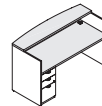
Specify the edge (N, 1, 2). Specify the handle code (D, K). Specify the accent color (A, B, N).



	<i>Left returns with pedestal on left, 1 box drawer and 1 file drawer with suspension bar. Lock. Pencil tray. 1 grommet. Full-height modesty panel.</i>			
	48 x 24 x 41	1200 x 600 x 1037	7__-GF2448R	1,245
	42 x 24 x 41	1050 x 600 x 1037	7__-GF2442R	1,223

Specify the edge (N, 1, 2). Specify the handle code (D, K). Specify the accent color (A, B, N).

Right reception desks – low profile	<i>Desk with pedestal on left, 2 box drawers and 1 file drawer with suspension bar. Lock. Pencil tray. 2 grommets. Full-height modesty panel. Bow shaped transaction shelf.</i>			
	72 x 30 x 42½	1800 x 750 x 1075	7__-GUF3072S	2,024



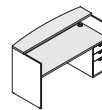
Specify the edge (N, 1, 2). Specify the handle code (D, K). Specify the accent color (A, B, N).



	<i>Right returns with pedestal on right, 2 box drawers and 1 file drawer with suspension bar. Lock. Pencil tray. 1 grommet. Full-height modesty panel.</i>			
	48 x 24 x 41	1200 x 600 x 1037	7__-GR2448UF	1,403
	42 x 24 x 41	1050 x 600 x 1037	7__-GR2442UF	1,382

Specify the edge (N, 1, 2). Specify the handle code (D, K). Specify the accent color (A, B, N).

Left reception desks – low profile	<i>Desk with pedestal on right, 2 box drawers and 1 file drawer with suspension bar. Lock. Pencil tray. 2 grommets. Full-height modesty panel. Bow shaped transaction shelf.</i>			
	72 x 30 x 42½	1800 x 750 x 1075	7__-GS3072UF	2,024



Specify the edge (N, 1, 2). Specify the handle code (D, K). Specify the accent color (A, B, N).



	<i>Left returns with pedestal on left, 2 box drawers and 1 file drawer with suspension bar. Lock. Pencil tray. 1 grommet. Full-height modesty panel.</i>			
	48 x 24 x 41	1200 x 600 x 1037	7__-GUF2448R	1,403
	42 x 24 x 41	1050 x 600 x 1037	7__-GUF2442R	1,382

Specify the edge (N, 1, 2). Specify the handle code (D, K). Specify the accent color (A, B, N).

Additional legs	<i>1 full width leg. For AT, DT and CM tables.</i>			
	30 x 1 x 27½	748 x 25 x 698	7NNN-L30	170
	24 x 1 x 27½	598 x 25 x 698	7NNN-L24	159
	20 x 1 x 27½	498 x 25 x 698	7NNN-L20	146

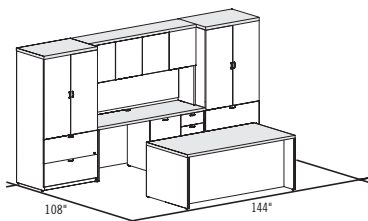


Additional legs	<i>1 recessed leg. For AT, DT and CM tables.</i>			
	13 x 1 x 27½	340 x 25 x 698	7NNN-L12	132



SUGGESTIONS

7 ___-PLAN01



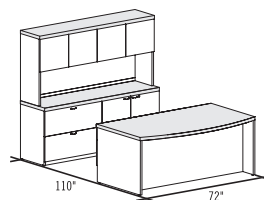
Plan shown in Concept 70 Flyer:

71KA-PLAN01 **\$9,961**

- 1 71KA-UF3672S
- 1 71NN-DT2472A
- 1 7NKA-CO1836L
- 1 71NN-E724416P
- 2 71KA-243673LFB

Textured edge (1), Anthracite Grey pull (KA).

7 ___-PLAN07

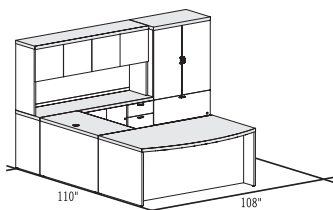


Not shown in Concept 70 Flyer:

QS7 ___-PLAN07 **\$5,437**

- 1 QS7 ___-F4272FA
- 1 QS7 ___-LF2072B
- 1 QS7_NN-E723616P

7 ___-PLAN02



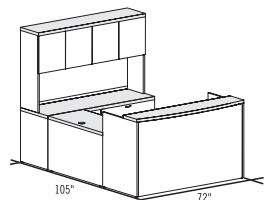
Plan shown in Concept 70 Flyer:

QS72DN-PLAN02 **\$7,115**

- 1 QS72DN-F4272SA
- 1 QS72NN-BR2448
- 1 QS72DN-S2072F
- 1 QS72NN-E723616P
- 1 QS72DN-203665LFB

Textured edge (2), Nickel pull (DN).

7 ___-PLAN09

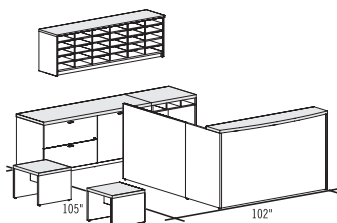


Not shown in Concept 70 Flyer:

QS7 ___-PLAN09 **\$5,633**

- 1 QS7 ___-GF3072S
- 1 QS7_NN-BR2448
- 1 QS7 ___-S2472LF
- 1 QS7_NN-E724416P

7 ___-PLAN04



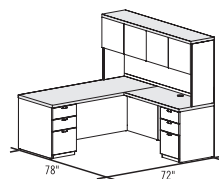
Plan shown in Concept 70 Flyer:

71DN-PLAN04 **\$7,716**

- 1 71DN-GS3072UF
- 1 71DN-GR2448UF
- 1 71NN-2430PS
- 1 71DN-LF2472B
- 1 M1NNN-EMDV7222
- 2 71NN-ST222218

Textured edge (1), Nickel pull (DN).

7 ___-PLAN11

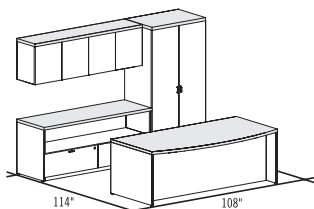


Not shown in Concept 70 Flyer:

QS7 ___-PLAN11 **\$4,367**

- 1 QS7 ___-UF3072S
- 1 QS7 ___-R2448UF
- 1 QS7_NN-E783616P

7 ___-PLAN06



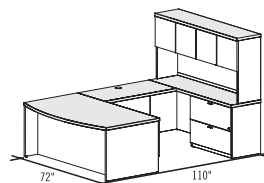
Plan shown in Concept 70 Flyer:

72DA-PLAN06 **\$7,252**

- 1 72DA-UF4284SA
- 1 72DA-SLF2472
- 1 72DA-243673B
- 1 72NN-EM722216P

Textured edge (2), Anthracite Grey pull (DA).

7 ___-PLAN12



Not shown in Concept 70 Flyer:

QS7 ___-PLAN12 **\$5,394**

- 1 QS7 ___-F4272SA
- 1 QS7_NN-BR2448
- 1 QS7 ___-S2072LF
- 1 QS7_NN-E723616P

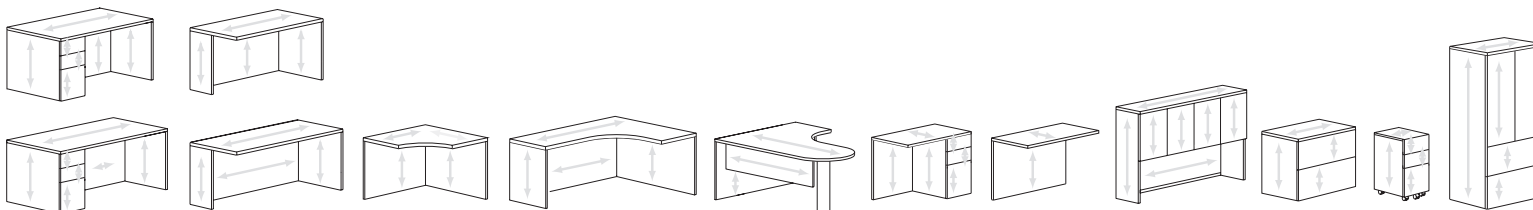
READY TO SHIP IN 5 DAYS!

Several suggested layouts, components and accessories identified by this pictogram are part of the **Lacasse quick delivery program**.

Please refer to page 3 for complete program details.



TYPICAL WOOD GRAIN DIRECTION FOR CONCEPT 70:




CONCEPT 400E

EDGE BANDING

Furniture with 1" (25 mm) thick tops.

N Edge



Smooth, 1/8" (3 mm) thick edge.

The **N** edge is **matched with the finish specified for the surface.**

HANDLES

Choices of straight pulls in thermoplastic polymer or metal available.




L – Black Linear



X – Stainless Steel



Y – Aluminum



N – Non applicable Linear pull on the interior side

CODIFICATION

Series	Options		
	Thickness	Handles	Accent color
4	1 Thermofused laminate 1"	L Black Linear X Stainless Steel Y Aluminum	N/A

READY TO SHIP IN 5 DAYS!

Several suggested layouts, components and accessories identified by this pictogram are part of the **Lacasse quick delivery program.**

Please refer to page 3 for complete program details.



	W x D x H (in)	W x D x H (mm)	Code		Price (\$)
Double pedestal desks	<i>2 pedestals with locks, 2 box drawers and 2 file drawers with suspension bars. Pencil tray. Recessed, full-height modesty panel.</i>				
	72 x 36 x 29	1800 x 900 x 735	41_N-F3672F		1,582
	72 x 30 x 29	1800 x 750 x 735	41_N-F3072F		1,525
	66 x 30 x 29	1650 x 750 x 735	41_N-F3066F		1,468
	60 x 30 x 29	1500 x 750 x 735	41_N-F3060F		1,403

Specify the handle code (X, Y, N).

	W x D x H (in)	W x D x H (mm)	Code		Price (\$)
Double pedestal bow front desk	<i>2 pedestals with locks, 2 box drawers and 2 file drawers with suspension bars. Pencil tray. Recessed, full-height modesty panel.</i>				
	72 x 42 x 29	1800 x 1050 x 735	41_N-F4272FA		1,867

Specify the handle code (X, Y, N).

	W x D x H (in)	W x D x H (mm)	Code		Price (\$)
Left single pedestal desks	<i>1 pedestal on left with lock, 1 box drawer and 1 file drawer with suspension bar. Pencil tray. Recessed, full-height modesty panel.</i>				
	72 x 36 x 29	1800 x 900 x 735	41_N-F3672S		1,273
	72 x 30 x 29	1800 x 750 x 735	41_N-F3072S		1,214
	66 x 30 x 29	1650 x 750 x 735	41_N-F3066S		1,152
	60 x 30 x 29	1500 x 750 x 735	41_N-F3060S		1,095
	48 x 30 x 29	1200 x 750 x 735	41_N-F3048S		1,012

Specify the handle code (X, Y, N).

	W x D x H (in)	W x D x H (mm)	Code		Price (\$)
Right single pedestal desks	<i>1 pedestal on right with lock, 1 box drawer and 1 file drawer with suspension bar. Pencil tray. Recessed, full-height modesty panel.</i>				
	72 x 36 x 29	1800 x 900 x 735	41_N-S3672F		1,273
	72 x 30 x 29	1800 x 750 x 735	41_N-S3072F		1,214
	66 x 30 x 29	1650 x 750 x 735	41_N-S3066F		1,152
	60 x 30 x 29	1500 x 750 x 735	41_N-S3060F		1,095
	48 x 30 x 29	1200 x 750 x 735	41_N-S3048F		1,012

Specify the handle code (X, Y, N).

	W x D x H (in)	W x D x H (mm)	Code		Price (\$)
Left single pedestal bow front desk	<i>1 pedestal on left with lock, 1 box drawer and 1 file drawer with suspension bar. Pencil tray. Recessed, full-height modesty panel.</i>				
	72 x 42 x 29	1800 x 1050 x 735	41_N-F4272SA		1,557

Specify the handle code (X, Y, N).

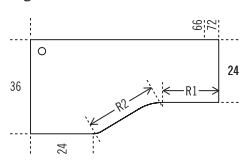
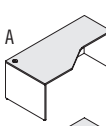

	W x D x H (in)	W x D x H (mm)	Code		Price (\$)
Right single pedestal bow front desk	<i>1 pedestal on right with lock, 1 box drawer and 1 file drawer with suspension bar. Pencil tray. Recessed, full-height modesty panel.</i>				
	72 x 42 x 29	1800 x 1050 x 735	41_N-S4272FA		1,557

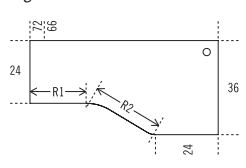
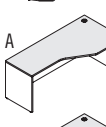

Specify the handle code (X, Y, N).

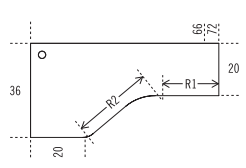
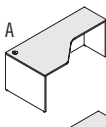
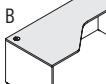
	W x D x H (in)	W x D x H (mm)	Code		Price (\$)
Desk shells	<i>Recessed, full-height modesty panel. Can accommodate 1 or 2 pedestals.</i>				
	72 x 36 x 29	1800 x 900 x 735	41NN-TDM3672		842
	72 x 30 x 29	1800 x 750 x 735	41NN-TDM3072		811
	66 x 30 x 29	1650 x 750 x 735	41NN-TDM3066		780
	60 x 30 x 29	1500 x 750 x 735	41NN-TDM3060		740

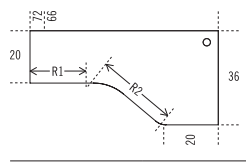
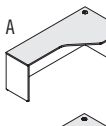
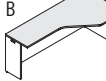
	W x D x H (in)	W x D x H (mm)	Code		Price (\$)
Corner modules	<i>Full-height modesty panel. Grommet. Must be attached to another surface.</i>				
	Surface	48"/30"	42"/24"	36"/24"	36"/18"
	R1	25 1/8" (637 mm)	25 1/8" (637 mm)	16 1/8" (424 mm)	25 1/8" (637 mm)
		48 x 48 x 29	1200 x 1200 x 735	41NN-CM4830S	
	42 x 42 x 29	1050 x 1050 x 735	41NN-CM4224S		823
	36 x 36 x 29	900 x 900 x 735	41NN-CM3624S		740
	36 x 36 x 29	900 x 900 x 735	41NN-CM3618S		740

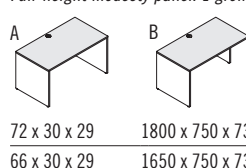
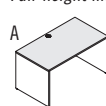
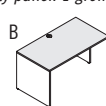
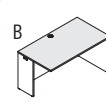
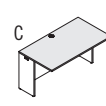
Diagonal wood grain: change S to D, add 10% to the price.

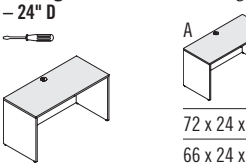
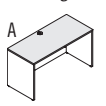
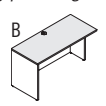
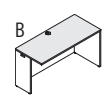
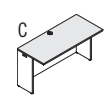
	W x D x H (in)	W x D x H (mm)	Code	Price (\$)	
Right extended corner modules – 24" D	<i>1 grommet.</i>				
			Surface 72"/36" 66"/36"	R1 21½" (573 mm) 15¼" (387 mm)	R2 21¼" (573 mm) 28¾" (727 mm)
	72 x 36 x 29	1800 x 900 x 735	41NN-CM367224	1,109	
	66 x 36 x 29	1650 x 900 x 735	41NN-CM366624	1,038	
Specify panel legs (A, B).					

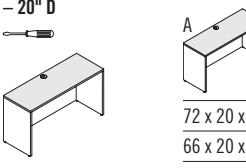
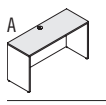
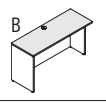
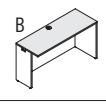
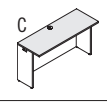
	W x D x H (in)	W x D x H (mm)	Code	Price (\$)	
Left extended corner modules – 24" D	<i>1 grommet.</i>				
			Surface 72"/36" 66"/36"	R1 21½" (573 mm) 15¼" (387 mm)	R2 21¼" (573 mm) 28¾" (727 mm)
	72 x 36 x 29	1800 x 900 x 735	41NN-CM723624	1,109	
	66 x 36 x 29	1650 x 900 x 735	41NN-CM663624	1,038	
Specify panel legs (A, B).					

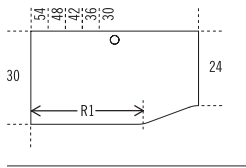
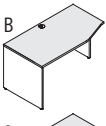
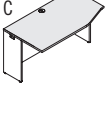
	W x D x H (in)	W x D x H (mm)	Code	Price (\$)	
Right extended corner modules – 20" D	<i>1 grommet.</i>				
			Surface 72"/36" 66"/36"	R1 23½" (608 mm) 18½" (459 mm)	R2 31½" (799 mm) 31½" (799 mm)
	72 x 36 x 29	1800 x 900 x 735	41NN-CM367220	1,109	
	66 x 36 x 29	1650 x 900 x 735	41NN-CM366620	1,038	
Specify panel legs (A, B).					

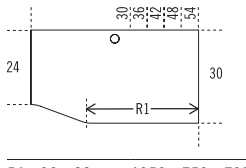
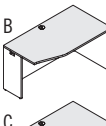

	W x D x H (in)	W x D x H (mm)	Code	Price (\$)	
Left extended corner modules – 20" D	<i>1 grommet.</i>				
			Surface 72"/36" 66"/36"	R1 23½" (608 mm) 18½" (459 mm)	R2 31½" (799 mm) 31½" (799 mm)
	72 x 36 x 29	1800 x 900 x 735	41NN-CM723620	1,109	
	66 x 36 x 29	1650 x 900 x 735	41NN-CM663620	1,038	
Specify panel legs (A, B).					

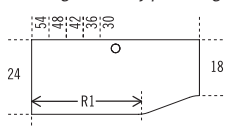
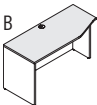
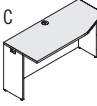
	W x D x H (in)	W x D x H (mm)	Code	Price (\$)
Rectangular tables – 30" D	<i>Full-height modesty panel. 1 grommet.</i>			
				
	72 x 30 x 29	1800 x 750 x 735	41NN-DT3072	791
	66 x 30 x 29	1650 x 750 x 735	41NN-DT3066	754
	60 x 30 x 29	1500 x 750 x 735	41NN-DT3060	721
	54 x 30 x 29	1350 x 750 x 735	41NN-DT3054	689
	48 x 30 x 29	1200 x 750 x 735	41NN-DT3048	659
	42 x 30 x 29	1050 x 750 x 735	41NN-DT3042	627
	36 x 30 x 29	900 x 750 x 735	41NN-DT3036	595
	30 x 30 x 29	750 x 750 x 735	41NN-DT3030	564
	24 x 30 x 29	600 x 750 x 735	41NN-DT3024	526
Specify panel legs (A, B, C).				

	W x D x H (in)	W x D x H (mm)	Code	Price (\$)
Rectangular tables – 24" D	<i>Full-height modesty panel. 1 grommet.</i>			
				
	72 x 24 x 29	1800 x 600 x 735	41NN-DT2472	765
	66 x 24 x 29	1650 x 600 x 735	41NN-DT2466	728
	60 x 24 x 29	1500 x 600 x 735	41NN-DT2460	695
	54 x 24 x 29	1350 x 600 x 735	41NN-DT2454	665
	48 x 24 x 29	1200 x 600 x 735	41NN-DT2448	632
	42 x 24 x 29	1050 x 600 x 735	41NN-DT2442	602
	36 x 24 x 29	900 x 600 x 735	41NN-DT2436	569
	30 x 24 x 29	750 x 600 x 735	41NN-DT2430	531
	24 x 24 x 29	600 x 600 x 735	41NN-DT2424	500
Specify panel legs (A, B, C).				

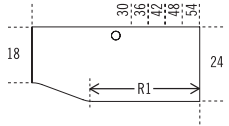
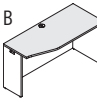
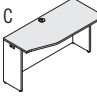
	W x D x H (in)	W x D x H (mm)	Code	Price (\$)
Rectangular tables – 20" D	<i>Full-height modesty panel. 1 grommet.</i>			
				
	72 x 20 x 29	1800 x 500 x 735	41NN-DT2072	734
	66 x 20 x 29	1650 x 500 x 735	41NN-DT2066	704
	60 x 20 x 29	1500 x 500 x 735	41NN-DT2060	671
	54 x 20 x 29	1350 x 500 x 735	41NN-DT2054	639
	48 x 20 x 29	1200 x 500 x 735	41NN-DT2048	607
	42 x 20 x 29	1050 x 500 x 735	41NN-DT2042	574
	36 x 20 x 29	900 x 500 x 735	41NN-DT2036	539
	30 x 20 x 29	750 x 500 x 735	41NN-DT2030	507
	24 x 20 x 29	600 x 500 x 735	41NN-DT2024	475
Specify panel legs (A, B, C).				

	W x D x H (in)	W x D x H (mm)	Code	Price (\$)
Asymmetrical tables – 30" D	<i>Full-height modesty panel. 1 grommet.</i>			
			Surface 54"/30" 48"/30" 42"/30" 36"/30" 30"/30"	R1 39½" (992 mm) 33½" (843 mm) 27¼" (692 mm) 21¾" (543 mm) 15½" (394 mm)
	54 x 30 x 29	1350 x 750 x 735	41NN-AT305424	728
	48 x 30 x 29	1200 x 750 x 735	41NN-AT304824	695
	42 x 30 x 29	1050 x 750 x 735	41NN-AT304224	665
	36 x 30 x 29	900 x 750 x 735	41NN-AT303624	632
	30 x 30 x 29	750 x 750 x 735	41NN-AT303024	602
Specify panel legs (B, C).				

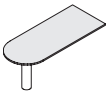
	W x D x H (in)	W x D x H (mm)	Code	Price (\$)
Asymmetrical tables – 30" D	<i>Full-height modesty panel. 1 grommet.</i>			
			Surface 54"/30" 48"/30" 42"/30" 36"/30" 30"/30"	R1 39½" (992 mm) 33½" (843 mm) 27¼" (692 mm) 21¾" (543 mm) 15½" (394 mm)
	54 x 30 x 29	1350 x 750 x 735	41NN-AT245430	728
	48 x 30 x 29	1200 x 750 x 735	41NN-AT244830	695
	42 x 30 x 29	1050 x 750 x 735	41NN-AT244230	665
	36 x 30 x 29	900 x 750 x 735	41NN-AT243630	632
	30 x 30 x 29	750 x 750 x 735	41NN-AT243030	602
Specify panel legs (B, C).				

	W x D x H (in)	W x D x H (mm)	Code	Price (\$)
Asymmetrical tables – 24" D	<i>Full-height modesty panel. 1 grommet.</i>			
			Surface R1	
			54"/24" 39 3/8" (992 mm)	
			48"/24" 33 3/8" (843 mm)	
			42"/24" 27 3/4" (692 mm)	
			36"/24" 21 3/8" (543 mm)	
			30"/24" 15 1/2" (394 mm)	
	54 x 24 x 29	1350 x 600 x 735	41NN-AT245418_	704
	48 x 24 x 29	1200 x 600 x 735	41NN-AT244818_	671
	42 x 24 x 29	1050 x 600 x 735	41NN-AT244218_	639
	36 x 24 x 29	900 x 600 x 735	41NN-AT243618_	607
	30 x 24 x 29	750 x 600 x 735	41NN-AT243018_	574

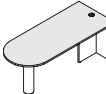
Specify panel legs (B, C).

	W x D x H (in)	W x D x H (mm)	Code	Price (\$)
Asymmetrical tables – 24" D	<i>Full-height modesty panel. 1 grommet.</i>			
			Surface R1	
			54"/24" 39 3/8" (992 mm)	
			48"/24" 33 3/8" (843 mm)	
			42"/24" 27 3/4" (692 mm)	
			36"/24" 21 3/8" (543 mm)	
			30"/24" 15 1/2" (394 mm)	
	54 x 24 x 29	1350 x 600 x 735	41NN-AT185424_	704
	48 x 24 x 29	1200 x 600 x 735	41NN-AT184824_	671
	42 x 24 x 29	1050 x 600 x 735	41NN-AT184224_	639
	36 x 24 x 29	900 x 600 x 735	41NN-AT183624_	607
	30 x 24 x 29	750 x 600 x 735	41NN-AT183024_	574

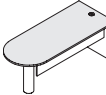
Specify panel legs (B, C).

	W x D x H (in)	W x D x H (mm)	Code	Price (\$)
D-shaped surfaces	<i>Black steel leg. Must be attached to a work surface. Order LGC-BAR for any surface wider than 60", refer to page 149.</i>			
	72 x 36 x 29	1800 x 900 x 735	41NN-BU3672	785
	72 x 30 x 29	1800 x 750 x 735	41NN-BU3072	721
	66 x 30 x 29	1650 x 750 x 735	41NN-BU3066	684
	60 x 30 x 29	1500 x 750 x 735	41NN-BU3060	652
	66 x 24 x 29	1650 x 600 x 735	41NN-BU2466	627
	60 x 24 x 29	1500 x 600 x 735	41NN-BU2460	583
	48 x 24 x 29	1200 x 600 x 735	41NN-BU2448	550

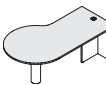
Packaged in 2 boxes.

	W x D x H (in)	W x D x H (mm)	Code	Price (\$)
D-shaped surfaces	<i>Black steel leg. 1 grommet. Must be attached to another surface.</i>			
	72 x 36 x 29	1800 x 900 x 735	41NN-BT3672	905
	72 x 30 x 29	1800 x 750 x 735	41NN-BT3072	854
	66 x 30 x 29	1650 x 750 x 735	41NN-BT3066	817
	60 x 30 x 29	1500 x 750 x 735	41NN-BT3060	785
	66 x 24 x 29	1650 x 600 x 735	41NN-BT2466	754
	60 x 24 x 29	1500 x 600 x 735	41NN-BT2460	709
	48 x 24 x 29	1200 x 600 x 735	41NN-BT2448	677


Packaged in 2 boxes.

	W x D x H (in)	W x D x H (mm)	Code	Price (\$)
D-shaped surfaces	<i>Reversible modesty panel. Black steel leg. 1 grommet. Must be attached to another surface.</i>			
	72 x 36 x 29	1800 x 900 x 735	41NN-BTM3672	1,019
	72 x 30 x 29	1800 x 750 x 735	41NN-BTM3072	957
	66 x 30 x 29	1650 x 750 x 735	41NN-BTM3066	918
	60 x 30 x 29	1500 x 750 x 735	41NN-BTM3060	879

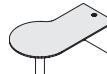
Packaged in 2 boxes.

	W x D x H (in)	W x D x H (mm)	Code	Price (\$)
Left P-shaped surfaces	<i>Black steel leg. 1 grommet. Must be attached to another surface.</i>			
	72 x 42 x 29	1800 x 1050 x 735	41NN-PT3072	1,026
	66 x 42 x 29	1650 x 1050 x 735	41NN-PT3066	1,001
	60 x 42 x 29	1500 x 1050 x 735	41NN-PT3060	968

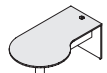
Packaged in 2 boxes.

	W x D x H (in)	W x D x H (mm)	Code	Price (\$)
Right P-shaped surfaces	<i>Black steel leg. 1 grommet. Must be attached to another surface.</i>			
	72 x 42 x 29	1800 x 1050 x 735	41NN-3072PT	1,026
	66 x 42 x 29	1650 x 1050 x 735	41NN-3066PT	1,001
	60 x 42 x 29	1500 x 1050 x 735	41NN-3060PT	968


Packaged in 2 boxes.

	W x D x H (in)	W x D x H (mm)	Code	Price (\$)
Left P-shaped surfaces	<i>Modesty panel. Black steel leg. 1 grommet. Must be attached to another surface.</i>			
	72 x 42 x 29	1800 x 1050 x 735	41NN-PTM3072	1,088
	66 x 42 x 29	1650 x 1050 x 735	41NN-PTM3066	1,064
	60 x 42 x 29	1500 x 1050 x 735	41NN-PTM3060	1,038

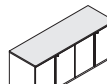
Packaged in 2 boxes.

	W x D x H (in)	W x D x H (mm)	Code	Price (\$)
Right P-shaped surfaces	<i>Modesty panel. Black steel leg. 1 grommet. Must be attached to another surface.</i>			
	72 x 42 x 29	1800 x 1050 x 735	41NN-3072PTM	1,088
	66 x 42 x 29	1650 x 1050 x 735	41NN-3066PTM	1,064
	60 x 42 x 29	1500 x 1050 x 735	41NN-3060PTM	1,038

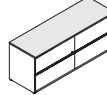
Packaged in 2 boxes.

	W x D x H (in)	W x D x H (mm)	Code	Price (\$)
Lateral file / bookcase credenzas	<i>2 file drawers with suspension bars. Bookcase unit with doors and adjustable shelf. Locks.</i>			
	72 x 24 x 29	1800 x 600 x 735	41_N-LF2472B	1,892
	72 x 20 x 29	1800 x 500 x 735	41_N-LF2072B	1,760

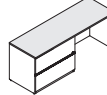
Specify the handle code (X, Y, L).

	W x D x H (in)	W x D x H (mm)	Code	Price (\$)
Bookcase credenzas	<i>Storage unit with doors and adjustable shelves. Locks.</i>			
	72 x 24 x 29	1800 x 600 x 735	41_N-B2472B	1,715
	72 x 20 x 29	1800 x 500 x 735	41_N-B2072B	1,582

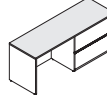
Specify the handle code (X, Y, L).

	W x D x H (in)	W x D x H (mm)	Code	Price (\$)
Lateral file credenzas	<i>4 file drawers with suspension bars. Locks. Optional counterweights to meet BIFMA standards, refer to page 149.</i>			
	72 x 24 x 29	1800 x 600 x 735	41_N-LF2472LF	2,090
	72 x 20 x 29	1800 x 500 x 735	41_N-LF2072LF	1,956

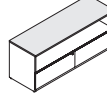
Specify the handle code (X, Y, L).

	W x D x H (in)	W x D x H (mm)	Code	Price (\$)
Left lateral file credenzas	<i>2 file drawers on left with suspension bars. Lock. Grommet on back.</i>			
	72 x 24 x 29	1800 x 600 x 735	41_N-LF2472S	1,562
	66 x 24 x 29	1650 x 600 x 735	41_N-LF2466S	1,500
	60 x 24 x 29	1500 x 600 x 735	41_N-LF2460S	1,436
	72 x 20 x 29	1800 x 500 x 735	41_N-LF2072S	1,436
	66 x 20 x 29	1650 x 500 x 735	41_N-LF2066S	1,365
	60 x 20 x 29	1500 x 500 x 735	41_N-LF2060S	1,337

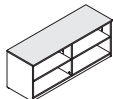
Specify the handle code (X, Y, L).

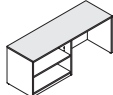
	W x D x H (in)	W x D x H (mm)	Code	Price (\$)
Right lateral file credenzas	<i>2 file drawers on right with suspension bars. Lock. Grommet on back.</i>			
	72 x 24 x 29	1800 x 600 x 735	41_N-S2472LF	1,562
	66 x 24 x 29	1650 x 600 x 735	41_N-S2466LF	1,500
	60 x 24 x 29	1500 x 600 x 735	41_N-S2460LF	1,436
	72 x 20 x 29	1800 x 500 x 735	41_N-S2072LF	1,436
	66 x 20 x 29	1650 x 500 x 735	41_N-S2066LF	1,365
	60 x 20 x 29	1500 x 500 x 735	41_N-S2060LF	1,337

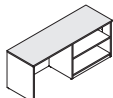
Specify the handle code (X, Y, L).

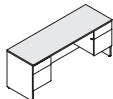
	W x D x H (in)	W x D x H (mm)	Code	Price (\$)
Lateral file credenzas	<i>Open space on top and 2 file drawers on bottom with suspension bars. Locks. Grommet on back. Optional counterweights to meet BIFMA standards, refer to page 149.</i>			
	72 x 24 x 29	1800 x 600 x 735	41_N-SLF2472	1,512
	72 x 20 x 29	1800 x 500 x 735	41_N-SLF2072	1,365

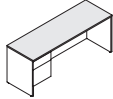
Specify the handle code (X, Y, L).

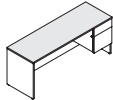
	W x D x H (in)	W x D x H (mm)	Code	Price (\$)
Open bookcase credenzas 	<i>1 adjustable shelf on each side.</i>			
	72 x 24 x 29	1800 x 600 x 735	41NN-BE2472BE	1,310
	72 x 20 x 29	1800 x 500 x 735	41NN-BE2072BE	1,245


Left open bookcase credenzas 	<i>Adjustable shelf. Full-height modesty panel. Grommet on back.</i>			
	72 x 24 x 29	1800 x 600 x 735	41NN-BE2472S	1,208
	72 x 20 x 29	1800 x 500 x 735	41NN-BE2072S	1,140


Right open bookcase credenzas 	<i>Adjustable shelf. Full-height modesty panel. Grommet on back.</i>			
	72 x 24 x 29	1800 x 600 x 735	41NN-S2472BE	1,208
	72 x 20 x 29	1800 x 500 x 735	41NN-S2072BE	1,140


Double pedestal credenzas 	<i>2 pedestals with locks, 2 box drawers and 2 file drawers with suspension bars. Pencil tray. Grommet on back.</i>			
	72 x 24 x 29	1800 x 600 x 735	41_N-F2472F	1,500
	66 x 24 x 29	1650 x 600 x 735	41_N-F2466F	1,474
	60 x 24 x 29	1500 x 600 x 735	41_N-F2460F	1,450
	72 x 20 x 29	1800 x 500 x 735	41_N-F2072F	1,365
	66 x 20 x 29	1650 x 500 x 735	41_N-F2066F	1,342
	60 x 20 x 29	1500 x 500 x 735	41_N-F2060F	1,317
Specify the handle code (X, Y, N).				

Left single pedestal credenzas 	<i>1 pedestal on left with lock, 1 box drawer and 1 file drawer with suspension bar. Pencil tray. Grommet on back.</i>			
	72 x 24 x 29	1800 x 600 x 735	41_N-F2472S	1,147
	66 x 24 x 29	1650 x 600 x 735	41_N-F2466S	1,119
	60 x 24 x 29	1500 x 600 x 735	41_N-F2460S	1,095
	72 x 20 x 29	1800 x 500 x 735	41_N-F2072S	1,066
	66 x 20 x 29	1650 x 500 x 735	41_N-F2066S	1,043
	60 x 20 x 29	1500 x 500 x 735	41_N-F2060S	1,019
Specify the handle code (X, Y, N).				


Right single pedestal credenzas 	<i>1 pedestal on right with lock, 1 box drawer and 1 file drawer with suspension bar. Pencil tray. Grommet on back.</i>			
	72 x 24 x 29	1800 x 600 x 735	41_N-S2472F	1,147
	66 x 24 x 29	1650 x 600 x 735	41_N-S2466F	1,119
	60 x 24 x 29	1500 x 600 x 735	41_N-S2460F	1,095
	72 x 20 x 29	1800 x 500 x 735	41_N-S2072F	1,066
	66 x 20 x 29	1650 x 500 x 735	41_N-S2066F	1,043
	60 x 20 x 29	1500 x 500 x 735	41_N-S2060F	1,019
Specify the handle code (X, Y, N).				

Bridge-returns 	<i>Full-height modesty panel. 1 grommet.</i>			
	48 x 24 x 29	1200 x 600 x 735	41NN-BR2448	424
	42 x 24 x 29	1050 x 600 x 735	41NN-BR2442	400
	36 x 24 x 29	900 x 600 x 735	41NN-BR2436	374
	48 x 20 x 29	1200 x 500 x 735	41NN-BR2048	385
	42 x 20 x 29	1050 x 500 x 735	41NN-BR2042	360
	36 x 20 x 29	900 x 500 x 735	41NN-BR2036	336

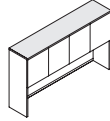
Return shells 	<i>Reversible. 1 grommet. Can accommodate 1 pedestal.</i>			
	48 x 24 x 29	1200 x 600 x 735	41NN-R2448S	487
	42 x 24 x 29	1050 x 600 x 735	41NN-R2442S	455
	48 x 20 x 29	1200 x 500 x 735	41NN-R2048S	442
	42 x 20 x 29	1050 x 500 x 735	41NN-R2042S	412

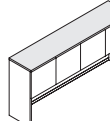
Left executive returns 	<i>1 pedestal on left with lock, 1 box drawer and 1 file drawer with suspension bar. Pencil tray. Grommet.</i>			
	48 x 24 x 29	1200 x 600 x 735	41_N-F2448R	937
	42 x 24 x 29	1050 x 600 x 735	41_N-F2442R	886
	48 x 20 x 29	1200 x 500 x 735	41_N-F2048R	893
	42 x 20 x 29	1050 x 500 x 735	41_N-F2042R	866

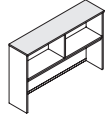
Specify the handle code (X, Y, N).

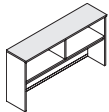
Right executive returns 	<i>1 pedestal on right with lock, 1 box drawer and 1 file drawer with suspension bar. Pencil tray. Grommet.</i>			
	48 x 24 x 29	1200 x 600 x 735	41_N-R2448F	937
	42 x 24 x 29	1050 x 600 x 735	41_N-R2442F	886
	48 x 20 x 29	1200 x 500 x 735	41_N-R2048F	893
	42 x 20 x 29	1050 x 500 x 735	41_N-R2042F	866

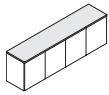
Specify the handle code (X, Y, N).

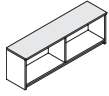
Hutches with doors – 44" H 	<i>Clearance: 21½". Grommet. Full-width wire access. Can accommodate a tackboard, refer to page 147.</i>			
	84 x 16 x 44	2100 x 400 x 1099	41NN-E844416P	1,500
	78 x 16 x 44	1950 x 400 x 1099	41NN-E784416P	1,436
	72 x 16 x 44	1800 x 400 x 1099	41NN-E724416P	1,365
	66 x 16 x 44	1650 x 400 x 1099	41NN-E664416P	1,304
	60 x 16 x 44	1500 x 400 x 1099	41NN-E604416P	1,239
	54 x 16 x 44	1350 x 400 x 1099	41NN-E544416P	1,170
	48 x 16 x 44	1200 x 400 x 1099	41NN-E484416P	1,109
	42 x 16 x 44	1050 x 400 x 1099	41NN-E424416P	1,044
	36 x 16 x 44	900 x 400 x 1099	41NN-E364416P	981


Hutches with doors – 36" H 	<i>Clearance: 17⅝". Grommet. Full-width wire access. Can accommodate a tackboard, refer to page 147.</i>			
	84 x 16 x 36	2100 x 400 x 900	41NN-E843616P	1,365
	78 x 16 x 36	1950 x 400 x 900	41NN-E783616P	1,304
	72 x 16 x 36	1800 x 400 x 900	41NN-E723616P	1,239
	66 x 16 x 36	1650 x 400 x 900	41NN-E663616P	1,170
	60 x 16 x 36	1500 x 400 x 900	41NN-E603616P	1,109
	54 x 16 x 36	1350 x 400 x 900	41NN-E543616P	1,044
	48 x 16 x 36	1200 x 400 x 900	41NN-E483616P	981
	42 x 16 x 36	1050 x 400 x 900	41NN-E423616P	911
	36 x 16 x 36	900 x 400 x 900	41NN-E363616P	848


Open hutches – 44" H 	<i>Clearance: 21½". Grommet. Full-width wire access. Can accommodate a tackboard, refer to page 147.</i>			
	84 x 16 x 44	2100 x 400 x 1099	41NN-E844416	1,239
	78 x 16 x 44	1950 x 400 x 1099	41NN-E784416	1,170
	72 x 16 x 44	1800 x 400 x 1099	41NN-E724416	1,109
	66 x 16 x 44	1650 x 400 x 1099	41NN-E664416	1,044
	60 x 16 x 44	1500 x 400 x 1099	41NN-E604416	981
	54 x 16 x 44	1350 x 400 x 1099	41NN-E544416	911
	48 x 16 x 44	1200 x 400 x 1099	41NN-E484416	848
	42 x 16 x 44	1050 x 400 x 1099	41NN-E424416	785
	36 x 16 x 44	900 x 400 x 1099	41NN-E364416	716


	W x D x H (in)	W x D x H (mm)	Code	Price (\$)
Open hutches – 36" H 	<i>Clearance: 17 3/8". Grommet. Full-width wire access. Can accommodate a tackboard, refer to page 147.</i>			
	84 x 16 x 36	2100 x 400 x 900	41NN-E843616	1,109
	78 x 16 x 36	1950 x 400 x 900	41NN-E783616	1,044
	72 x 16 x 36	1800 x 400 x 900	41NN-E723616	981
	66 x 16 x 36	1650 x 400 x 900	41NN-E663616	911
	60 x 16 x 36	1500 x 400 x 900	41NN-E603616	848
	54 x 16 x 36	1350 x 400 x 900	41NN-E543616	785
	48 x 16 x 36	1200 x 400 x 900	41NN-E483616	716
	42 x 16 x 36	1050 x 400 x 900	41NN-E423616	652
	36 x 16 x 36	900 x 400 x 900	41NN-E363616	590


	W x D x H (in)	W x D x H (mm)	Code	Price (\$)
Wall-mounted hutches with doors – 22" H 	<i>Hanger bar included for wall-mount installation. Can accommodate a tackboard, refer to page 147.</i>			
	84 x 16 x 22	2100 x 400 x 553	41NN-EM842216P	1,398
	78 x 16 x 22	1950 x 400 x 553	41NN-EM782216P	1,337
	72 x 16 x 22	1800 x 400 x 553	41NN-EM722216P	1,273
	66 x 16 x 22	1650 x 400 x 553	41NN-EM662216P	1,208
	60 x 16 x 22	1500 x 400 x 553	41NN-EM602216P	1,140
	54 x 16 x 22	1350 x 400 x 553	41NN-EM542216P	1,076
	48 x 16 x 22	1200 x 400 x 553	41NN-EM482216P	1,012
	42 x 16 x 22	1050 x 400 x 553	41NN-EM422216P	944
	36 x 16 x 22	900 x 400 x 553	41NN-EM362216P	879


	W x D x H (in)	W x D x H (mm)	Code	Price (\$)
Wall-mounted open hutches – 22" H 	<i>Hanger bar included for wall-mount installation. Can accommodate a tackboard, refer to page 147.</i>			
	84 x 16 x 22	2100 x 400 x 553	41NN-EM842216	1,140
	78 x 16 x 22	1950 x 400 x 553	41NN-EM782216	1,076
	72 x 16 x 22	1800 x 400 x 553	41NN-EM722216	1,012
	66 x 16 x 22	1650 x 400 x 553	41NN-EM662216	944
	60 x 16 x 22	1500 x 400 x 553	41NN-EM602216	879
	54 x 16 x 22	1350 x 400 x 553	41NN-EM542216	817
	48 x 16 x 22	1200 x 400 x 553	41NN-EM482216	747
	42 x 16 x 22	1050 x 400 x 553	41NN-EM422216	684
	36 x 16 x 22	900 x 400 x 553	41NN-EM362216	622


	W x D x H (in)	W x D x H (mm)	Code	Price (\$)
Lateral file units 	<i>2 file drawers with suspension bars. Lock. Optional counterweight to meet BIFMA standards, refer to page 149.</i>			
	36 x 24 x 29	900 x 600 x 735	41_N-2436LF	1,140
	30 x 24 x 29	750 x 600 x 735	41_N-2430LF	1,088
	36 x 20 x 29	900 x 500 x 735	41_N-2036LF	1,095
	30 x 20 x 29	750 x 500 x 735	41_N-2030LF	1,044


	W x D x H (in)	W x D x H (mm)	Code	Price (\$)
Bookcase units with doors 	<i>Adjustable shelf. Lock.</i>			
	36 x 24 x 29	900 x 600 x 735	41_N-2436B	981
	30 x 24 x 29	750 x 600 x 735	41_N-2430B	924
	36 x 20 x 29	900 x 500 x 735	41_N-2036B	937


	W x D x H (in)	W x D x H (mm)	Code	Price (\$)
Combined pedestals 	<i>2 box drawers, 2 file drawers with suspension bars. Lock. Pencil tray.</i>			
	36 x 24 x 29	900 x 600 x 735	41_N-2436CO	1,360

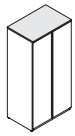
	W x D x H (in)	W x D x H (mm)	Code	Price (\$)
Combined pedestals 	<i>2 box drawers, 2 file drawers with suspension bars. Lock. Pencil tray.</i>			
	36 x 24 x 29	900 x 600 x 735	41_N-CO2436	1,360

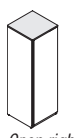
	W x D x H (in)	W x D x H (mm)	Code	Price (\$)
Modular lateral files 	<i>2 file drawers with suspension bars. Lock. Must be installed under a work surface. 1 tone only.</i>			
	36 x 18 x 28	898 x 448 x 711	4N_N-1836LFL	1,012
	30 x 18 x 28	748 x 448 x 711	4N_N-1830LFL	957

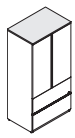
	W x D x H (in)	W x D x H (mm)	Code	Price (\$)
Modular combined pedestal 	<i>2 box drawers on left, 2 file drawers with suspension bars. Lock. Pencil tray. Must be installed under a work surface. 1 tone only.</i>			
	36 x 18 x 28	898 x 448 x 711	4N_N-1836COL	1,299

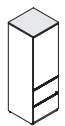
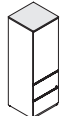
	W x D x H (in)	W x D x H (mm)	Code	Price (\$)
Modular combined pedestal 	<i>2 box drawers on right, 2 file drawers with suspension bars. Lock. Pencil tray. Must be installed under a work surface. 1 tone only.</i>			
	36 x 18 x 28	898 x 448 x 711	4N_N-CO1836L	1,299

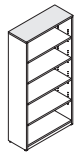
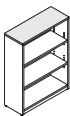
	W x D x H (in)	W x D x H (mm)	Code	Price (\$)
Modular bookcases with doors 	<i>Adjustable shelf. Lock. Must be installed under a work surface. 1 tone only.</i>			
	36 x 18 x 28	898 x 448 x 711	4N_N-1836BL	911

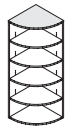
	W x D x H (in)	W x D x H (mm)	Code	Price (\$)
Storage or wardrobe units 	<i>3 adjustable shelves and 1 full-width fixed shelf. Full-width clothes hanger bar. 73" H storage unit matches the height of a credenza with a 44" H hutch. 65" H storage unit matches the height of a credenza with a 36" H hutch.</i>			
	36 x 24 x 73	900 x 600 x 1834	41_N-243673B	1,727
	36 x 20 x 73	900 x 500 x 1834	41_N-203673B	1,594
	36 x 24 x 65	900 x 600 x 1635	41_N-243665B	1,594
	36 x 20 x 65	900 x 500 x 1635	41_N-203665B	1,468


	W x D x H (in)	W x D x H (mm)	Code	Price (\$)
Storage or wardrobe units 	<i>3 adjustable shelves and 1 full-width fixed shelf. Full-width clothes hanger bar. 73" H storage unit matches the height of a credenza with a 44" H hutch. 65" H storage unit matches the height of a credenza with a 36" H hutch.</i>			
	24 x 24 x 73	600 x 600 x 1834	41_N-242473BR	1,398
	24 x 24 x 73	600 x 600 x 1834	41_N-242473BL	1,398
	24 x 20 x 73	600 x 500 x 1834	41_N-202473BR	1,337
	24 x 20 x 73	600 x 500 x 1834	41_N-202473BL	1,337
	24 x 24 x 65	600 x 600 x 1635	41_N-242465BR	1,337
	24 x 24 x 65	600 x 600 x 1635	41_N-242465BL	1,337
	24 x 20 x 65	600 x 500 x 1635	41_N-202465BR	1,273
	24 x 20 x 65	600 x 500 x 1635	41_N-202465BL	1,273


	W x D x H (in)	W x D x H (mm)	Code	Price (\$)
Storage units with lateral file 	<i>2 adjustable shelves. 2 file drawers with suspension bars. Lock on drawers. 73" H storage matches the height of a credenza with a 44" H hutch. 65" H storage unit matches the height of a credenza with a 36" H hutch.</i>			
	36 x 24 x 73	900 x 600 x 1834	41_N-243673LFB	2,090
	36 x 20 x 73	900 x 500 x 1834	41_N-203673LFB	1,956
	36 x 24 x 65	900 x 600 x 1635	41_N-243665LFB	2,004
	36 x 20 x 65	900 x 500 x 1635	41_N-203665LFB	1,880


	W x D x H (in)	W x D x H (mm)	Code	Price (\$)
Storage units with lateral file  Open right (FBR)	<i>Reversible door. 2 adjustable shelves. 2 file drawers with suspension bars. Lock on drawers. 73" H storage unit matches the height of a credenza with a 44" H hutch. 65" H storage unit matches the height of a credenza with a 36" H hutch.</i>			
	24 x 24 x 73	600 x 600 x 1834	41_N-242473FBR	1,772
	24 x 24 x 73	600 x 600 x 1834	41_N-242473FBL	1,772
	24 x 20 x 73	600 x 500 x 1834	41_N-202473FBR	1,645
	24 x 20 x 73	600 x 600 x 1834	41_N-202473FBL	1,645
	24 x 24 x 65	600 x 600 x 1635	41_N-242465FBR	1,709
	24 x 24 x 65	600 x 600 x 1635	41_N-242465FBL	1,709
	24 x 20 x 65	600 x 500 x 1635	41_N-202465FBR	1,577
 Open left (FBL)	24 x 20 x 65	600 x 600 x 1635	41_N-202465FBL	1,577
	Specify the handle code (X, Y, L).			


	W x D x H (in)	W x D x H (mm)	Code	Price (\$)
Open bookcases 	<i>4 adjustable shelves.</i>			
	36 x 14 x 73	900 x 350 x 1834	41NN-B367314	981
	36 x 14 x 65	900 x 350 x 1635	41NN-B366514	879
	<i>2 adjustable shelves.</i>			
	36 x 14 x 48	900 x 350 x 1200	41NN-B364814	785
	<i>Additional shelf.</i>			
	34 x 13 x 1	846 x 325 x 25	41NN-TB3614.1E	132


	W x D x H (in)	W x D x H (mm)	Code	Price (\$)
Corner open bookcases 	<i>4 adjustable shelves.</i>			
	24 x 24 x 73	600 x 600 x 1834	41NN-B242473	1,044
	20 x 20 x 73	500 x 500 x 1834	41NN-B202073	981
	24 x 24 x 65	600 x 600 x 1635	41NN-B242465	981
	20 x 20 x 65	500 x 500 x 1635	41NN-B202065	911


	W x D x H (in)	W x D x H (mm)	Code	Price (\$)
Corner open bookcases 	<i>1 adjustable shelf.</i>			
	24 x 24 x 29	600 x 600 x 735	41NN-B242429	652
	20 x 20 x 29	500 x 500 x 735	41NN-B202029	590


	W x D x H (in)	W x D x H (mm)	Code	Price (\$)
Mobile pedestals 	<i>2 box drawers, 1 file drawer with suspension bar. Pencil tray. Brakes on front casters. Lock. Fits under a work surface. 1 tone only.</i>			
	15 x 23 x 27 1/8	390 x 575 x 689	4N_N-MP1523UF	957
	15 x 18 x 27 1/8	390 x 450 x 689	4N_N-MP1518UF	893
Specify the handle code (X, Y, L).				


	W x D x H (in)	W x D x H (mm)	Code	Price (\$)
Mobile pedestal 	<i>2 file drawers with suspension bars. Brakes on front casters. Lock. Fits under a work surface. 1 tone only.</i>			
	15 x 23 x 27 1/8	390 x 575 x 689	4N_N-MP1523FF	911
Specify the handle code (X, Y, L).				


	W x D x H (in)	W x D x H (mm)	Code	Price (\$)
Mobile pedestals 	<i>1 box drawer and 1 file drawer with suspension bar. Pencil tray. Brakes on front casters. Lock. Fits under a work surface. 1 tone only.</i>			
	15 x 23 x 20 3/4	390 x 575 x 527	4N_N-MP1523F	879
	15 x 18 x 20 3/4	390 x 450 x 527	4N_N-MP1518F	848
Specify the handle code (X, Y, L).				

	W x D x H (in)	W x D x H (mm)	Code	Price (\$)
Modular pedestal 	<i>2 box drawers, 1 file drawer with suspension bar. Pencil tray. Lock. Must be installed under work surface. 1 tone only.</i>			
	15 x 18 x 28	388 x 448 x 711	4N_N-P1518UFL	828
Specify the handle code (X, Y, L).				

	W x D x H (in)	W x D x H (mm)	Code	Price (\$)
Modular pedestal 	<i>2 file drawers with suspension bars. Lock. Must be installed under a work surface. 1 tone only.</i>			
	15 x 18 x 28	388 x 448 x 711	4N_N-P1518FFL	797
Specify the handle code (X, Y, L).				

	W x D x H (in)	W x D x H (mm)	Code	Price (\$)
Hanging pedestal 	<i>1 box drawer and 1 file drawer with suspension bar. Pencil tray. Lock. Must be installed under a work surface de travail. 1 tone only.</i>			
	15 x 17 1/2 x 19 1/4	388 x 448 x 489	4N_N-F	728
Specify the handle code (X, Y, L).				


	W x D x H (in)	W x D x H (mm)	Code	Price (\$)
Metal pedestal 	<i>2 box drawers, 1 file drawer with suspension bar. Pencil tray. Charcoal metal body and laminate drawer fronts. Lock. Must be installed under work surface.</i>			
	15 x 22 x 28	372 x 540 x 713	4N_N-PM1522UFL	602
Specify the handle code (X, Y, L).				


	W x D x H (in)	W x D x H (mm)	Code	Price (\$)
Metal pedestal 	<i>2 file drawers with suspension bars. Charcoal metal body and laminate drawer fronts. Lock. Must be installed under a work surface.</i>			
	15 x 22 x 28	372 x 540 x 713	4N_N-PM1522FFL	574
Specify the handle code (X, Y, L).				

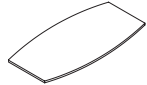
Item discontinued


1 box drawer and 1 file drawer with suspension bar. Pencil tray. Lock. Charcoal metal body and laminate drawer fronts. Must be installed under a work surface.


15 x 22 x 28 372 x 540 x 713 4N_N-PM1522UFL 550

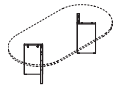
	W x D x H (in)	W x D x H (mm)	Code	Price (\$)
Round tops 	<i>Conference tables.</i>			
	36 x 36 x 1 1/2	900 x 900 x 38	45NN-R36	391
	42 x 42 x 1 1/2	1050 x 1050 x 38	45NN-R42	539
	48 x 48 x 1 1/2	1200 x 1200 x 38	45NN-R48	595


	W x D x H (in)	W x D x H (mm)	Code	Price (\$)
Rectangular tops 	<i>Conference tables.</i>			
	72 x 36 x 1 1/2	1800 x 900 x 38	45NN-REC72	659
	96 x 48 x 1 1/2	2400 x 1200 x 38	45NN-REC96	944

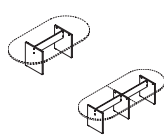
	W x D x H (in)	W x D x H (mm)	Code	Price (\$)
Boat-shape tops 	<i>Conference tables. 120" and 144" tops are in two pieces.</i>			
	96 x 48 x 1 1/2	2400 x 1200 x 38	45NN-B96	1,049
	120 x 48 x 1 1/2	3000 x 1200 x 38	45NN-B120	1,317
	144 x 48 x 1 1/2	3600 x 1200 x 38	45NN-B144	1,382

	W x D x H (in)	W x D x H (mm)	Code	Price (\$)
Racetrack tops 	<i>Conference tables. 120" and 144" tops are in two pieces.</i>			
	72 x 36 x 1 1/2	1800 x 900 x 38	45NN-RT72	765
	96 x 48 x 1 1/2	2400 x 1200 x 38	45NN-RT96	1,049
	120 x 48 x 1 1/2	3000 x 1200 x 38	45NN-RT120	1,317
	144 x 48 x 1 1/2	3600 x 1200 x 38	45NN-RT144	1,382










	W x D x H (in)	W x D x H (mm)	Code	Price (\$)
Cross bases 	<i>1 1/2" thermofused laminate.</i>			
	22 x 22 x 28	555 x 555 x 710	LGC-CR22	418
	27 x 27 x 28	680 x 680 x 710	LGC-CR27	463
	33 x 33 x 28	825 x 825 x 710	LGC-CR33	526


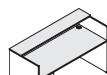

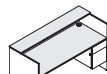



	W x D x H (in)	W x D x H (mm)	Code	Price (\$)
V-bases 	<i>1 1/2" thermofused laminate.</i>			
	18 x 18 x 28	450 x 450 x 710	LGC-2V18	667 (pair)

	W x D x H (in)	W x D x H (mm)	Code	Price (\$)
Drum base 	<i>18 x 18 x 28</i>			
	460 x 460 x 710	LGC-DB19	981	

	W x D x H (in)	W x D x H (mm)	Code	Price (\$)
Panel bases 	<i>Panel bases and crosspieces packaged separately.</i>			
	<i>For 72" and 96" tables.</i>			
	43 3/8 x 24 x 28	1084 x 600 x 710	LGC-P30.7296	487
<i>For 120" and 144" tables.</i>				
85 x 24 x 28	2126 x 600 x 710	LGC-P30.120144	765	

 = QUICKSHIP  = ASSEMBLY REQUIRED

	W x D x H (in)	W x D x H (mm)	Code	Price (\$)
Cross base	<i>Black steel leg.</i>			
	33 x 33 x 28	830 x 830 x 710	LGC-CH433 NNN	(each) 671
T-base	<i>Black steel leg.</i>			
	30 x 4 x 28	760 x 105 x 710	LGC-CH233 NNN	(each) 519
Leg	<i>Black steel leg.</i>			
	6 x 6 x 28	150 x 150 x 710	LGC-TL NNN	(each) 310
Printer table	<i>1 height adjustable sliding shelf. Grommet on modesty panel.</i>			
	30 x 24 x 29	750 x 600 x 735	41NN-2430PS	785
Coffee table	22 x 22 x 18	550 x 550 x 450	41NN-ST222218	424
				
Magazine table	48 x 22 x 18	1200 x 550 x 450	41NN-ST224818	455
				
Mobile serving carts	<i>1 sliding shelf, 1 box drawer. Pencil tray. 1 door. 1 shelf.</i>			
	20 x 21 x 36	500 x 520 x 900	41_N-MS212036	1,019
	Specify the handle code (X, Y, L).			
	<i>1 sliding shelf, 2 box drawers. Pencil tray. 2 doors. 2 shelves.</i>			
	36 x 21 x 36	900 x 520 x 900	41_N-MS213636	1,582
	Specify the handle code (X, Y, L).			
Marker board	<i>Non-magnetic surface for use with dry-erase markers. Eraser tray along bottom of board. Inside face of doors covered in natural cork. Hooks for paper pad. 180° hinges.</i>			
	54 x 5 x 41¼	1368 x 130 x 1049	41_N-VBX4054	1,634
	Specify the handle code (X, Y, L).			

	W x D x H (in)	W x D x H (mm)	Code	Price (\$)
Lectern	<i>1 fixed shelf. 1 grommet. 4 casters, 2 with brakes.</i>			
	24 x 18 x 44	600 x 450 x 1112	41NN-LC181844	911
Right reception desks	<i>Desk with pedestal on left, 1 box drawer and 1 file drawer with suspension bar. Lock. Pencil tray. 2 grommets. Full-height modesty panel.</i>			
	72 x 30 x 42	1800 x 750 x 1050	41_N-GF3072S	1,697
	Specify the handle code (X, Y, N).			
	<i>Right return with pedestal on right, 1 box drawer and 1 file drawer with suspension bar. Lock. Pencil tray. 1 grommet. Full-height modesty panel.</i>			
	48 x 24 x 42	1200 x 600 x 1050	41_N-GR2448F	1,109
	42 x 24 x 42	1050 x 600 x 1050	41_N-GR2442F	1,083
	Specify the handle code (X, Y, N).			
Left reception desks	<i>Desk with pedestal on right, 1 box drawer and 1 file drawer with suspension bar. Lock. Pencil tray. 2 grommets. Full-height modesty panel.</i>			
	72 x 30 x 42	1800 x 750 x 1050	41_N-GS3072F	1,697
	Specify the handle code (X, Y, N).			
	<i>Left return with pedestal on left, 1 box drawer and 1 file drawer with suspension bar. Lock. Pencil tray. 1 grommet. Full-height modesty panel.</i>			
	48 x 24 x 42	1200 x 600 x 1050	41_N-GF2448R	1,109
	42 x 24 x 42	1050 x 600 x 1050	41_N-GF2442R	1,083
	Specify the handle code (X, Y, N).			
Additional legs	<i>1 full leg. For AT, DT and CM tables.</i>			
	30 x 1 x 27½	750 x 25 x 698	4NNN-L30	170
	24 x 1 x 27½	600 x 25 x 698	4NNN-L24	159
	20 x 1 x 27½	500 x 25 x 698	4NNN-L20	146
Additional legs	<i>1 recessed leg. For AT, DT and CM tables.</i>			
	13 x 1 x 27½	340 x 25 x 698	4NNN-L12	132

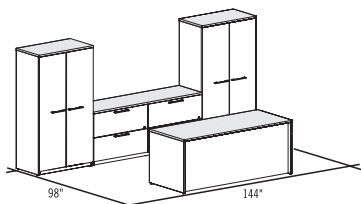
BASE OPTIONS / QUANTITY

	Top Lengths	LGC-CR22	LGC-CR27	LGC-CR33	LGC-2V18	LGC-DB19	LGC-P30.7296	LGC-P30.120144	LGC-CH433	LGC-CH233	LGC-TL*
36" DEPTH	36"	1				1			1		4
	72"	2			1	2	1		2	2	4
42" DEPTH	42"		1						1		4
48" DEPTH	48"			1					1		4
	96"			2	1	2	1		2	2	4
	120"			3	1+1 CR33	3		1	3	3	6
	144"			3	1+1 CR33	3		1	3	3	6

* Not compatible with round tops.

SUGGESTIONS

41_N-PLAN01



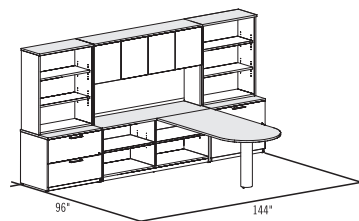
Plan shown in Concept 400E Flyer:

41YN-PLAN01 **\$6,108**

- 1 41YN-F3072S
- 1 41YN-LF2072LF
- 2 41YN-203665B

Imperia pull (Y).

41_N-PLAN06



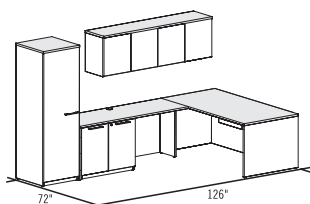
Plan shown in Concept 400E Flyer:

41XN-PLAN06 **\$7,310**

- 1 41NN-BU3672
- 1 41NN-BE2472BE
- 2 41XN-2436LF
- 2 MINNN-EB364416
- 1 41NN-E724416P

Suasa pull (X).

41_N-PLAN02



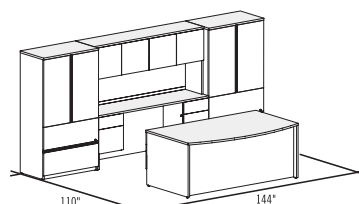
Plan shown in Concept 400E Flyer:

41YN-PLAN02 **\$5,198**

- 1 41NN-TDM3072
- 1 41NN-DT2472B
- 1 4NYN-1836BL
- 1 41YN-242473BL
- 1 41NN-EM722216P
- 1 LGC-DR20M

Imperia pull (Y).

41_N-PLAN07

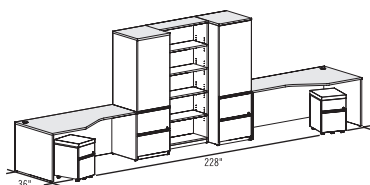


Not shown in Concept 400E Flyer:

QS41_N-PLAN07 **\$8,234**

- 1 QS41_N-F4272FA
- 1 QS41_N-F2072F
- 1 QS41NN-E723616P
- 2 QS41_N-203665LFB

41_N-PLAN03



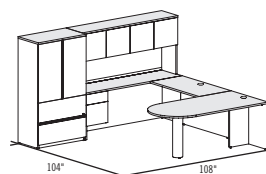
Plan shown in Concept 400E Flyer:

41LN-PLAN03 **\$10,917**

- 1 41NN-CM367224A
- 1 41NN-CM723624A
- 2 4NLN-MP1518F
- 2 LGC-CU1518
- 1 41LN-242473FBR
- 1 41LN-242473FBL
- 1 41NN-B367314
- 2 LGC-SUP2ECPLS

Linear pull (L).

41_N-PLAN08

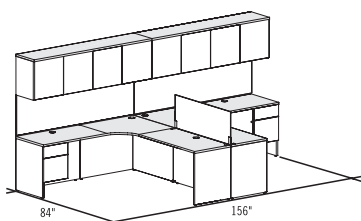


Not shown in Concept 400E Flyer:

QS41_N-PLAN08 **\$5,516**

- 1 QS41NN-BT3672
- 1 QS41NN-BR2448
- 1 QS41_N-F2072S
- 1 QS41NN-E723616P
- 1 QS41_N-203665LFB

41_N-PLAN04



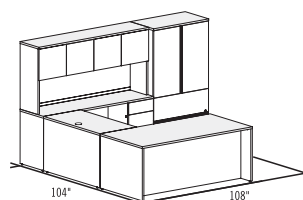
Plan shown in Concept 400E Flyer:

41LN-PLAN04 **\$8,516**

- 1 41LN-F2442R
- 2 41NN-CM3624D
- 2 41NN-R2448S
- 1 41LN-R2442F
- 2 41NN-EM782216P
- 2 LGC-TK7821M
- 1 CNNN-SCT4818

Linear pull (L).

41_N-PLAN09

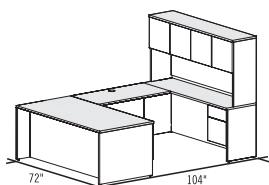


Not shown in Concept 400E Flyer:

QS41_N-PLAN09 **\$5,881**

- 1 QS41_N-F3672S
- 1 QS41NN-BR2448
- 1 QS41_N-S2072F
- 1 QS41NN-E723616P
- 1 QS41_N-203665LFB

41_N-PLAN05



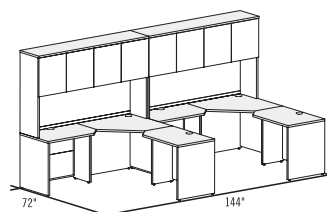
Plan shown in Concept 400E Flyer:

QS41LN-PLAN05 **\$4,004**

- 1 QS41LN-F3672S
- 1 QS41NN-BR2448
- 1 QS41LN-S2072F
- 1 QS41NN-E723616P

Linear pull (L).

41_N-PLAN10



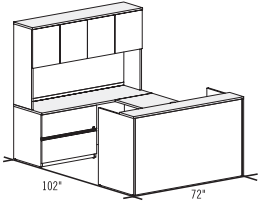
Not shown in Concept 400E Flyer:

QS41_N-PLAN10 **\$7,847**

- 2 QS41NN-CM3618S
- 2 QS41NN-AT243618B
- 2 QS41NN-AT183624B
- 2 QS41NN-E723616P
- 2 QS4N_N-F

SUGGESTIONS

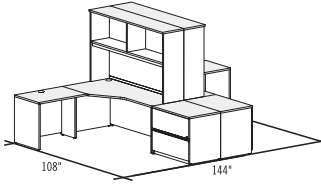
41_N-PLAN11



Not shown in Concept 400E Flyer:

QS41_N-PLAN11	\$5,052
1 QS41_N-GS3072F	
1 QS41NN-BR2448	
1 QS41_N-LF2472S	
1 QS41NN-E724416P	

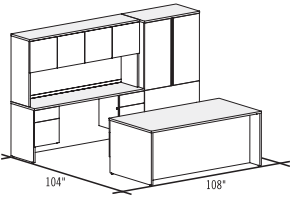
41_N-PLAN14



Not shown in Concept 400E Flyer:

41_N-PLAN14	\$7,847
1 41NN-CM367224A	
1 41NN-CM723624A	
2 41NN-DT2436B	
2 41NN-E724416	
2 41_N-2436LF	

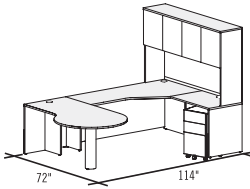
41_N-PLAN12



Not shown in Concept 400E Flyer:

QS41_N-PLAN12	\$6,070
1 QS41_N-F3672F	
1 QS41_N-F2072F	
1 QS41NN-E723616P	
1 QS41_N-203665LFB	

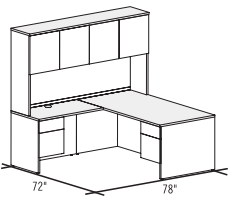
41_N-PLAN15



Not shown in Concept 400E Flyer:

41_N-PLAN15	\$4,963
1 41NN-PT3072	
1 41NN-CM723624B	
1 41NN-DT2436B	
1 41NN-E724416P	
1 4N_N-MP1518UF	

41_N-PLAN13



Not shown in Concept 400E Flyer:

QS41_N-PLAN13	\$3,595
1 QS41_N-S3672F	
1 QS41_N-F2442R	
1 QS41NN-E784416P	

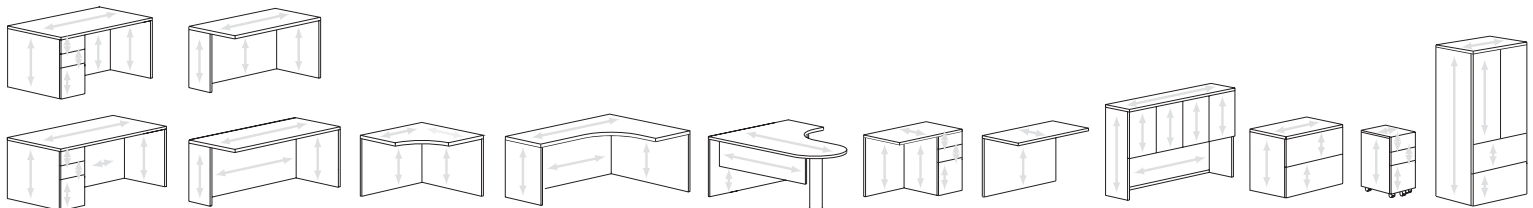
READY TO SHIP IN 5 DAYS!

Several suggested layouts, components and accessories identified by this pictogram are part of the **Lacasse quick delivery program**.

Please refer to page 3 for complete program details.



TYPICAL WOOD GRAIN DIRECTION FOR CONCEPT 400E:



LACASSE'S CONCEPT 300 IS A FURNITURE COLLECTION OF OUTSTANDING VALUE

This collection combines function, quality and durability. Find everything you need to create a small touch-down office or any large high-performance work environments! The shapes and components of Concept 300 are true values and thanks to its design, Concept 300 will remain timeless over the years. Concept 300 offers a vast portfolio of products and is the best quality / price furniture solution built under the Lacasse seal of quality!

GENERAL SPECIFICATIONS

CONSTRUCTION

Casegoods are made of particleboard panels finished on both sides with mar-resistant high-performance thermofused laminate (45 lbs/ft³), also called TFL.

EDGEBANDING

Most Concept 300 components are finished with a 1/8" (3 mm) ABS smooth edgbanding. All edges are finished.

DRAWERS AND DOORS

All drawers are built for trouble-free performance;

- Black full extension ball bearing suspensions.
- 100 lbs (45 kg) load capacity for box and file drawers.
- 150 lbs (68 kg) load capacity for lateral file drawers.
- PVC top rails on lateral file drawers for hanging folders.
- Standard interlock system where required.

Doors on storage furniture;

- 120° hinges on doors.

HANDLES

Two choices of metal handles available in Silver finish: Square (E) or Round (F).

LOCKS

Silver cam locks are standard on drawers and storage furniture. In case of a product with a multiple drawer configuration, the lock controls all drawers. A key-alike option is also available upon request (contact Groupe Lacasse Customer Service).

LEVELERS

Levelers allow up to 1" (25 mm) height adjustment.

UNASSEMBLED ITEMS

Products delivered unassembled are identified by a pictogram. 

DIMENSIONS

Metric dimensions are exact; imperial dimensions are nominal (unless otherwise specified).

TECHNICAL FEATURES

- Most of the 29" H (735 mm) products from the Concept 300 collection have a 1" (27 mm) recessed back panel which allows the furniture to be installed against a wall with a power outlet.
- On low-profile credenzas, desks and returns, the recessed full-height back panel overlaps the exterior side panels.
- Drawer fronts of 29" H (735 mm) storage units and doors of hutches have a non-continuous horizontal wood grain direction.

PEDESTAL WITH INNER DRAWERS

Pedestal with full-height front concealing a box drawer with pencil tray and a file drawer with suspension bar.



DESKS

- Modesty panels on desks are recessed 6" (150 mm); except modesty panels on bow front desks with metal pedestals which are recessed 9" (225 mm).
- Desks have a 3/4 height modesty panel which overlaps the exterior side panels, except furniture with low-profile pedestals.
- To change to a full-height modesty panel, specify .4 at the end of the product code and add a \$61 list upcharge.

TABLES AND CREDENZAS

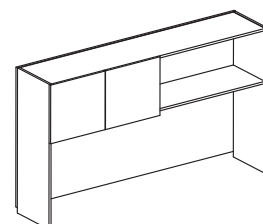
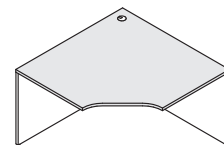
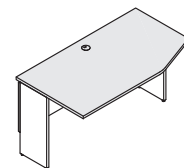
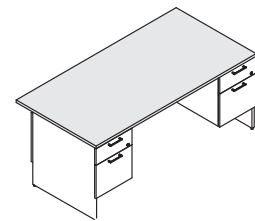
- Back panels are recessed 1" (27 mm).
- Products have a 3/4 height modesty panel which overlaps the exterior side panels.
- Full-width or recessed leg panels on DT tables must be specified in left- or right-hand side version.
- To change to a full-height back panel, specify .4 at the end of the product code and add a \$61 list upcharge.

CORNER MODELS

- Symmetrical corner module: Full-height side panels. The corner module must be attached to another work surface on each side.
- Extended corner module: The 3/4 height back panel overlaps the extended portion of the module and is recessed 1" (27 mm).

HUTCHES

- Hutches have a back panel which overlaps the exterior side panels.
- All hutches are equipped at work surface height with a full-width access to accommodate electrical wires.
- A regular grommet (round and black) is also provided on the back panel of the hutch to accommodate an optional task light unit.
- Clearance under hutches range from 18 5/8" to 26 1/2" (473 to 673 mm) depending on the model.






EDGEBANDING

Furniture with 1" (25 mm) thick tops.

N Edge




Smooth, 3/8" (3 mm) thick edge.


The **N** edge is matched with the finish specified for the surface.

HANDLES

Two choices of metal handles available in Silver finish:



E – Square, Silver



F – Round, Silver

LEG



V – Round, Silver

CODIFICATION

Series	Options		
	Thickness	Edgebanding	Handles
3	1 Thermofused laminate 1"	N Smooth edge	E Square, Silver F Round, Silver

READY TO SHIP IN 5 DAYS!

Several suggested layouts, components and accessories identified by this pictogram are part of the **Lacasse quick delivery program**.

Please refer to page 3 for complete program details.



	W x D x H (in)	W x D x H (mm)	Code	All Laminate (\$)
DESKS				
<p>Double pedestal desks</p>	2 pedestals with locks. 2 box drawers and 2 file drawers with suspension bars. Pencil tray. Recessed 3/4 height modesty panel.			
	72 x 36 x 29	1800 x 900 x 735	31N_-F3672F	1,507
	72 x 30 x 29	1800 x 750 x 735	31N_-F3072F	1,456
	66 x 30 x 29	1650 x 750 x 735	31N_-F3066F	1,392
	60 x 30 x 29	1500 x 750 x 735	31N_-F3060F	1,342
Specify the handle code (E, F).				
<p>Double pedestal desks – inner drawers</p>	2 pedestals with locks. Pedestals with full-height fronts concealing 2 box drawers and 2 file drawers with suspension bars. Pencil tray. Recessed 3/4 height modesty panel.			
	72 x 36 x 29	1800 x 900 x 735	31N_-IF3672IF	1,374
	72 x 30 x 29	1800 x 750 x 735	31N_-IF3072IF	1,322
	66 x 30 x 29	1650 x 750 x 735	31N_-IF3066IF	1,266
	60 x 30 x 29	1500 x 750 x 735	31N_-IF3060IF	1,208
Specify the handle code (E, F).				
<p>Double pedestal desks – inner drawers</p>	2 pedestals with locks. 2 box drawers and 3 file drawers with suspension bars. Pencil tray. Recessed, full-height modesty panel.			
	72 x 36 x 29	1800 x 900 x 735	31N_-UF3672FF	1,867
	72 x 30 x 29	1800 x 750 x 735	31N_-UF3072FF	1,804
	66 x 30 x 29	1650 x 750 x 735	31N_-UF3066FF	1,752
	60 x 30 x 29	1500 x 750 x 735	31N_-UF3060FF	1,702
Specify the handle code (E, F).				
<p>Left single pedestal desks</p>	1 pedestal on left with lock. 1 box drawer and 1 file drawer with suspension bar. Pencil tray. Recessed 3/4 height modesty panel.			
	72 x 36 x 29	1800 x 900 x 735	31N_-F3672S	1,134
	72 x 30 x 29	1800 x 750 x 735	31N_-F3072S	1,071
	66 x 30 x 29	1650 x 750 x 735	31N_-F3066S	1,019
	60 x 30 x 29	1500 x 750 x 735	31N_-F3060S	968
48 x 30 x 29	1200 x 750 x 735	31N_-F3048S	899	
Specify the handle code (E, F).				

	W x D x H (in)	W x D x H (mm)	Code	All Laminate (\$)
<p>Right single pedestal desks</p>	1 pedestal on right with lock. 1 box drawer and 1 file drawer with suspension bar. Pencil tray. Recessed 3/4 height modesty panel.			
	72 x 36 x 29	1800 x 900 x 735	31N_-S3672F	1,134
	72 x 30 x 29	1800 x 750 x 735	31N_-S3072F	1,071
	66 x 30 x 29	1650 x 750 x 735	31N_-S3066F	1,019
	60 x 30 x 29	1500 x 750 x 735	31N_-S3060F	968
48 x 30 x 29	1200 x 750 x 735	31N_-S3048F	899	
Specify the handle code (E, F).				
<p>Left single pedestal desks – inner drawers</p>	1 pedestal on left with lock. Pedestal with full-height front concealing 1 box drawer and 1 file drawer with suspension bar. Pencil tray. Recessed 3/4 height modesty panel.			
	72 x 36 x 29	1800 x 900 x 735	31N_-IF3672S	1,007
	72 x 30 x 29	1800 x 750 x 735	31N_-IF3072S	950
	66 x 30 x 29	1650 x 750 x 735	31N_-IF3066S	905
	60 x 30 x 29	1500 x 750 x 735	31N_-IF3060S	854
	48 x 30 x 29	1200 x 750 x 735	31N_-IF3048S	785
	Specify the handle code (E, F).			
<p>Right single pedestal desks – inner drawers</p>	1 pedestal on right with lock. Pedestal with full-height front concealing 1 box drawer and 1 file drawer with suspension bar. Pencil tray. Recessed 3/4 height modesty panel.			
	72 x 36 x 29	1800 x 900 x 735	31N_-S3672IF	1,007
	72 x 30 x 29	1800 x 750 x 735	31N_-S3072IF	950
	66 x 30 x 29	1650 x 750 x 735	31N_-S3066IF	905
	60 x 30 x 29	1500 x 750 x 735	31N_-S3060IF	854
48 x 30 x 29	1200 x 750 x 735	31N_-S3048IF	785	
Specify the handle code (E, F).				
<p>Left single pedestal desks – low profile</p>	1 pedestal on left with lock. 2 box drawers and 1 file drawer with suspension bar. Pencil tray. Recessed, full-height modesty panel.			
	72 x 36 x 29	1800 x 900 x 735	31N_-UF3672S	1,337
	72 x 30 x 29	1800 x 750 x 735	31N_-UF3072S	1,284
	66 x 30 x 29	1650 x 750 x 735	31N_-UF3066S	1,229
	60 x 30 x 29	1500 x 750 x 735	31N_-UF3060S	1,170
	48 x 30 x 29	1200 x 750 x 735	31N_-UF3048S	1,088
Specify the handle code (E, F).				

2-TONE LAMINATE APPLICATION: SHADED AREA CORRESPONDS TO THE FIRST CODE TO BE SPECIFIED. SECOND LAMINATE CODE WILL BE APPLIED TO THE REST OF THE PRODUCT.

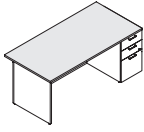
= ASSEMBLY REQUIRED

= QUICKSHIP



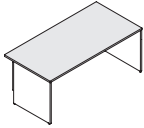
All Laminate (\$)

W x D x H (in)	W x D x H (mm)	Code	
Right single pedestal desks – low profile			
<i>1 pedestal on right with lock. 2 box drawers and 1 file drawer with suspension bar. Pencil tray. Recessed, full-height modesty panel.</i>			
72 x 36 x 29	1800 x 900 x 735	31N_-S3672UF	1,337
72 x 30 x 29	1800 x 750 x 735	31N_-S3072UF	1,284
66 x 30 x 29	1650 x 750 x 735	31N_-S3066UF	1,229
60 x 30 x 29	1500 x 750 x 735	31N_-S3060UF	1,170
48 x 30 x 29	1200 x 750 x 735	31N_-S3048UF	1,088

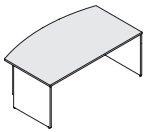


Specify the handle code (E, F).

W x D x H (in)	W x D x H (mm)	Code	
Desk shells			
<i>Recessed 3/4 height modesty panel. Can accommodate 1 or 2 pedestals.</i>			
72 x 36 x 29	1800 x 900 x 735	31NN-S3672S	828
72 x 30 x 29	1800 x 750 x 735	31NN-S3072S	797
66 x 30 x 29	1650 x 750 x 735	31NN-S3066S	772
60 x 30 x 29	1500 x 750 x 735	31NN-S3060S	734
48 x 30 x 29	1200 x 750 x 735	31NN-S3048S	677

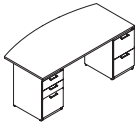


W x D x H (in)	W x D x H (mm)	Code	
Bow front desks			
<i>Recessed 3/4 height modesty panel. Can accommodate 1 or 2 pedestals.</i>			
72 x 36 x 29	1800 x 900 x 735	31NN-S3672SA	950
72 x 30 x 29	1800 x 750 x 735	31NN-S3072SA	918
66 x 30 x 29	1650 x 750 x 735	31NN-S3066SA	893
60 x 30 x 29	1500 x 750 x 735	31NN-S3060SA	848
48 x 30 x 29	1200 x 750 x 735	31NN-S3048SA	772



DESKS WITH METAL PEDESTALS

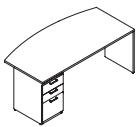
W x D x H (in)	W x D x H (mm)	Code	
Double metal pedestal bow front desks			
<i>2 pedestals with locks. 2 box drawers and 3 file drawers with suspension bars. Pedestals with charcoal metal body only and laminate drawer fronts. Pencil tray. Recessed 3/4 height modesty panel. 1 tone only.</i>			
72 x 30 x 29	1800 x 750 x 735	31N_-UM3072FMA	1,854
60 x 30 x 29	1500 x 750 x 735	31N_-UM3060FMA	1,824



Packaged in 3 boxes.

Specify the handle code (E, F).

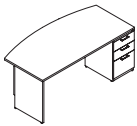
W x D x H (in)	W x D x H (mm)	Code	
Left single metal pedestal bow front desks			
<i>1 pedestal on left with lock. 2 box drawers and 1 file drawer with suspension bar. Pedestal with charcoal metal body only and laminate drawer fronts on left. Pencil tray. Recessed 3/4 height modesty panel. 1 tone only.</i>			
72 x 30 x 29	1800 x 750 x 735	31N_-UM3072SA	1,639
60 x 30 x 29	1500 x 750 x 735	31N_-UM3060SA	1,615



Packaged in 2 boxes.

Specify the handle code (E, F).

W x D x H (in)	W x D x H (mm)	Code	
Right single metal pedestal bow front desks			
<i>1 pedestal on right with lock. 2 box drawers and 1 file drawer with suspension bar. Pedestal with charcoal metal body only and laminate drawer fronts on right. Pencil tray. Recessed 3/4 height modesty panel. 1 tone only.</i>			
72 x 30 x 29	1800 x 750 x 735	31N_-S3072UMA	1,639
60 x 30 x 29	1500 x 750 x 735	31N_-S3060UMA	1,615



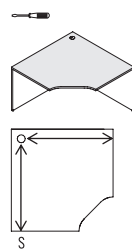
Packaged in 2 boxes.

Specify the handle code (E, F).

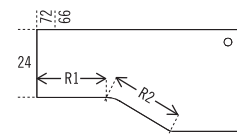
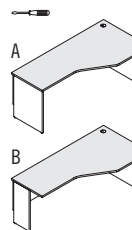
CORNER MODULES

All Laminate (\$)

W x D x H (in)	W x D x H (mm)	Code	
Corner modules			
<i>Full-height modesty panel. 1 grommet. Must be attached to another surface.</i>			
Surface	48"/30"	42"/24"	36"/24"
R1	25" (635 mm)	25" (635 mm)	16 1/4" (424 mm)
			36"/18"
			25" (635 mm)
48 x 48 x 29	1200 x 1200 x 735	31NN-CM4830S	879
42 x 42 x 29	1050 x 1050 x 735	31NN-CM4224S	772
36 x 36 x 29	900 x 900 x 735	31NN-CM3624S	704
36 x 36 x 29	900 x 900 x 735	31NN-CM3618S	704



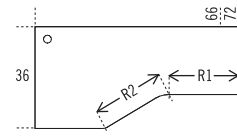
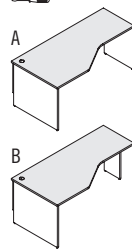
W x D x H (in)	W x D x H (mm)	Code	
Left extended corner modules – 24" D			
<i>Recessed 3/4 height modesty panel on extended side. 1 grommet.</i>			
Surface	72"/36"	66"/36"	
R1	23 3/4" (591 mm)	17 1/4" (441 mm)	
R2	25 3/4" (655 mm)	25 3/4" (655 mm)	
72 x 36 x 29	1800 x 900 x 735	31NN-CM723624_	918
66 x 36 x 29	1650 x 900 x 735	31NN-CM663624_	861



W x D x H (in)	W x D x H (mm)	Code	
72 x 36 x 29	1800 x 900 x 735	31NN-CM723624_	918
66 x 36 x 29	1650 x 900 x 735	31NN-CM663624_	861

Specify panel legs (A, B).

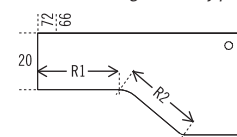
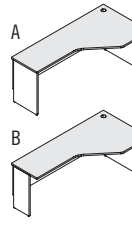
W x D x H (in)	W x D x H (mm)	Code	
Right extended corner modules – 24" D			
<i>Recessed 3/4 height modesty panel on extended side. 1 grommet.</i>			
Surface	72"/36"	66"/36"	
R1	23 3/4" (591 mm)	17 1/4" (441 mm)	
R2	25 3/4" (655 mm)	25 3/4" (655 mm)	
72 x 36 x 29	1800 x 900 x 735	31NN-CM367224_	918
66 x 36 x 29	1650 x 900 x 735	31NN-CM366624_	861



W x D x H (in)	W x D x H (mm)	Code	
72 x 36 x 29	1800 x 900 x 735	31NN-CM367224_	918
66 x 36 x 29	1650 x 900 x 735	31NN-CM366624_	861

Specify panel legs (A, B).

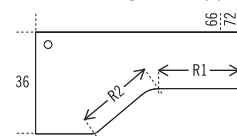
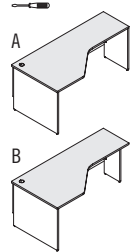
W x D x H (in)	W x D x H (mm)	Code	
Left extended corner modules – 20" D			
<i>Recessed 3/4 height modesty panel on extended side. 1 grommet.</i>			
Surface	72"/36"	66"/36"	
R1	27" (687 mm)	21" (536 mm)	
R2	27 1/4" (709 mm)	27 1/4" (709 mm)	
72 x 36 x 29	1800 x 900 x 735	31NN-CM723620_	918
66 x 36 x 29	1650 x 900 x 735	31NN-CM663620_	861



W x D x H (in)	W x D x H (mm)	Code	
72 x 36 x 29	1800 x 900 x 735	31NN-CM723620_	918
66 x 36 x 29	1650 x 900 x 735	31NN-CM663620_	861

Specify panel legs (A, B).

W x D x H (in)	W x D x H (mm)	Code	
Right extended corner modules – 20" D			
<i>Recessed 3/4 height modesty panel on extended side. 1 grommet.</i>			
Surface	72"/36"	66"/36"	
R1	27" (687 mm)	21" (536 mm)	
R2	27 1/4" (709 mm)	27 1/4" (709 mm)	
72 x 36 x 29	1800 x 900 x 735	31NN-CM367220_	918
66 x 36 x 29	1650 x 900 x 735	31NN-CM366620_	861



W x D x H (in)	W x D x H (mm)	Code	
72 x 36 x 29	1800 x 900 x 735	31NN-CM367220_	918
66 x 36 x 29	1650 x 900 x 735	31NN-CM366620_	861

Specify panel legs (A, B).

2-TONE LAMINATE APPLICATION: SHADED AREA CORRESPONDS TO THE FIRST CODE TO BE SPECIFIED. SECOND LAMINATE CODE WILL BE APPLIED TO THE REST OF THE PRODUCT.

QUICKSHIP = ASSEMBLY REQUIRED



All Laminate (\$)

TABLES

Rectangular tables

Steel leg, silver. Must be attached to another work surface.

W x D x H (in)	W x D x H (mm)	Code	All Laminate (\$)
72 x 36 x 29	1800 x 900 x 735	31NN-RT3672	684
72 x 30 x 29	1800 x 750 x 735	31NN-RT3072	646
66 x 30 x 29	1650 x 750 x 735	31NN-RT3066	612
60 x 30 x 29	1500 x 750 x 735	31NN-RT3060	590
66 x 24 x 29	1650 x 600 x 735	31NN-RT2466	564
60 x 24 x 29	1500 x 600 x 735	31NN-RT2460	539
48 x 24 x 29	1200 x 600 x 735	31NN-RT2448	507

Rectangular tables with laminate modesty panel

Reversible. Half-height laminate modesty panel. Steel leg, silver. Must be attached to another work surface.

W x D x H (in)	W x D x H (mm)	Code	All Laminate (\$)
72 x 36 x 29	1800 x 900 x 735	31NN-RTM3672	785
72 x 30 x 29	1800 x 750 x 735	31NN-RTM3072	747
66 x 30 x 29	1650 x 750 x 735	31NN-RTM3066	721
60 x 30 x 29	1500 x 750 x 735	31NN-RTM3060	695

Packaged in 2 boxes.

D-shaped tables

Steel leg, silver. Must be attached to another work surface.

W x D x H (in)	W x D x H (mm)	Code	All Laminate (\$)
72 x 36 x 29	1800 x 900 x 735	31NN-BT3672	791
72 x 30 x 29	1800 x 750 x 735	31NN-BT3072	740
66 x 30 x 29	1650 x 750 x 735	31NN-BT3066	704
60 x 30 x 29	1500 x 750 x 735	31NN-BT3060	665
66 x 24 x 29	1650 x 600 x 735	31NN-BT2466	612
60 x 24 x 29	1500 x 600 x 735	31NN-BT2460	583
48 x 24 x 29	1200 x 600 x 735	31NN-BT2448	550

D-shaped tables with laminate modesty panel

Reversible. Half-height laminate modesty panel. Steel leg, silver. Must be attached to another work surface.

W x D x H (in)	W x D x H (mm)	Code	All Laminate (\$)
72 x 36 x 29	1800 x 900 x 735	31NN-BTM3672	899
72 x 30 x 29	1800 x 750 x 735	31NN-BTM3072	848
66 x 30 x 29	1650 x 750 x 735	31NN-BTM3066	802
60 x 30 x 29	1500 x 750 x 735	31NN-BTM3060	765

Packaged in 2 boxes.

Rectangular tables – 30" D

3/4 height modesty panel. 1 grommet. Can accommodate 1 or 2 pedestals.

W x D x H (in)	W x D x H (mm)	Code	All Laminate (\$)
72 x 30 x 29	1800 x 750 x 735	31NN-DT3072_	721
66 x 30 x 29	1650 x 750 x 735	31NN-DT3066_	684
60 x 30 x 29	1500 x 750 x 735	31NN-DT3060_	646
54 x 30 x 29	1350 x 750 x 735	31NN-DT3054_	607
48 x 30 x 29	1200 x 750 x 735	31NN-DT3048_	574
42 x 30 x 29	1050 x 750 x 735	31NN-DT3042_	550
36 x 30 x 29	900 x 750 x 735	31NN-DT3036_	519
30 x 30 x 29	750 x 750 x 735	31NN-DT3030_	487
24 x 30 x 29	600 x 750 x 735	31NN-DT3024_	463

Specify panel legs (A, BL, BR, C).

All Laminate (\$)

Rectangular tables – 24" D

3/4 height modesty panel. 1 grommet. Can accommodate 1 or 2 pedestals.

W x D x H (in)	W x D x H (mm)	Code	All Laminate (\$)
72 x 24 x 29	1800 x 600 x 735	31NN-DT2472_	695
66 x 24 x 29	1650 x 600 x 735	31NN-DT2466_	652
60 x 24 x 29	1500 x 600 x 735	31NN-DT2460_	612
54 x 24 x 29	1350 x 600 x 735	31NN-DT2454_	583
48 x 24 x 29	1200 x 600 x 735	31NN-DT2448_	550
42 x 24 x 29	1050 x 600 x 735	31NN-DT2442_	519
36 x 24 x 29	900 x 600 x 735	31NN-DT2436_	487
30 x 24 x 29	750 x 600 x 735	31NN-DT2430_	463
24 x 24 x 29	600 x 600 x 735	31NN-DT2424_	437

Specify panel legs (A, BL, BR, C).

Left asymmetrical tables – 30" D

Recessed 3/4 height modesty panel. 1 grommet. 42" to 54" (1050 to 1350 mm) tables can accommodate 1 pedestal.

W x D x H (in)	W x D x H (mm)	Code	All Laminate (\$)
54 x 30 x 29	1350 x 750 x 735	31NN-AT245430_	665
48 x 30 x 29	1200 x 750 x 735	31NN-AT244830_	627
42 x 30 x 29	1050 x 750 x 735	31NN-AT244230_	602
36 x 30 x 29	900 x 750 x 735	31NN-AT243630_	574
30 x 30 x 29	750 x 750 x 735	31NN-AT243030_	550

Specify panel legs (B, C).

Right asymmetrical tables – 30" D

Recessed 3/4 height modesty panel. 1 grommet. 42" to 54" (1050 to 1350 mm) tables can accommodate 1 pedestal.

W x D x H (in)	W x D x H (mm)	Code	All Laminate (\$)
54 x 30 x 29	1350 x 750 x 735	31NN-AT305424_	665
48 x 30 x 29	1200 x 750 x 735	31NN-AT304824_	627
42 x 30 x 29	1050 x 750 x 735	31NN-AT304224_	602
36 x 30 x 29	900 x 750 x 735	31NN-AT303624_	574
30 x 30 x 29	750 x 750 x 735	31NN-AT303024_	550

Specify panel legs (B, C).

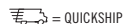
Left asymmetrical tables – 24" D

Recessed 3/4 height modesty panel. 1 grommet. 42" to 54" (1050 to 1350 mm) tables can accommodate 1 pedestal.

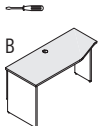
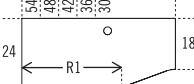
W x D x H (in)	W x D x H (mm)	Code	All Laminate (\$)
54 x 24 x 29	1350 x 600 x 735	31NN-AT185424_	627
48 x 24 x 29	1200 x 600 x 735	31NN-AT184824_	602
42 x 24 x 29	1050 x 600 x 735	31NN-AT184224_	574
36 x 24 x 29	900 x 600 x 735	31NN-AT183624_	550
30 x 24 x 29	750 x 600 x 735	31NN-AT183024_	519

Specify panel legs (B, C).


2-TONE LAMINATE APPLICATION: SHADED AREA CORRESPONDS TO THE FIRST CODE TO BE SPECIFIED. SECOND LAMINATE CODE WILL BE APPLIED TO THE REST OF THE PRODUCT.






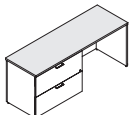
	W x D x H (in)	W x D x H (mm)	Code	All Laminate (\$)
Right asymmetrical tables – 24" D	<i>Recessed 3/4 height modesty panel. 1 grommet. 42" to 54" (1050 to 1350 mm) tables can accommodate 1 pedestal.</i>			
			Surface	R1
			54"/24"	33" (836 mm)
			48"/24"	27" (686 mm)
			42"/24"	21 1/8" (536 mm)
			36"/24"	15 1/4" (386 mm)
			30"/24"	9 1/4" (236 mm)
B	54 x 24 x 29	1350 x 600 x 735	31NN-AT245418_	627
C	48 x 24 x 29	1200 x 600 x 735	31NN-AT244818_	602
	42 x 24 x 29	1050 x 600 x 735	31NN-AT244218_	574
	36 x 24 x 29	900 x 600 x 735	31NN-AT243618_	550
	30 x 24 x 29	750 x 600 x 735	31NN-AT243018_	519

Specify panel legs (B, C).

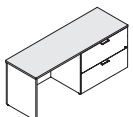
	W x D x H (in)	W x D x H (mm)	Code	All Laminate (\$)
Additional full width legs	<i>1 tone only. L at the end of the code: left leg; R at the end of the code: right leg.</i>			
	30 x 1 x 27 1/2	706 x 25 x 698	3NNN-L30L	170
	30 x 1 x 27 1/2	706 x 25 x 698	3NNN-L30R	170
	24 x 1 x 27 1/2	556 x 25 x 698	3NNN-L24L	159
	24 x 1 x 27 1/2	556 x 25 x 698	3NNN-L24R	159
	20 x 1 x 27 1/2	456 x 25 x 698	3NNN-L20L	146
	20 x 1 x 27 1/2	456 x 25 x 698	3NNN-L20R	146

	W x D x H (in)	W x D x H (mm)	Code	All Laminate (\$)
Additional recessed legs	<i>1 tone only. L at the end of the code: left leg; R at the end of the code: right leg.</i>			
	12 x 1 x 27 1/2	300 x 25 x 698	3NNN-L12L	132
	12 x 1 x 27 1/2	300 x 25 x 698	3NNN-L12R	132

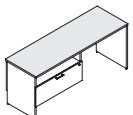
CRENZAS

	W x D x H (in)	W x D x H (mm)	Code	All Laminate (\$)
Left lateral file credenzas	<i>2 file drawers on left with suspension bars. Lock. Recessed, full-height modesty panel.</i>			
	72 x 24 x 29	1800 x 600 x 735	31N_-LF2472S	1,403
	66 x 24 x 29	1650 x 600 x 735	31N_-LF2466S	1,328
	60 x 24 x 29	1500 x 600 x 735	31N_-LF2460S	1,273
	72 x 20 x 29	1800 x 500 x 735	31N_-LF2072S	1,304
	66 x 20 x 29	1650 x 500 x 735	31N_-LF2066S	1,239
	60 x 20 x 29	1500 x 500 x 735	31N_-LF2060S	1,176

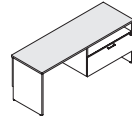
Specify the handle code (E, F).

	W x D x H (in)	W x D x H (mm)	Code	All Laminate (\$)
Right lateral file credenzas	<i>2 file drawers on right with suspension bars. Lock. Recessed, full-height modesty panel.</i>			
	72 x 24 x 29	1800 x 600 x 735	31N_-S2472LF	1,403
	66 x 24 x 29	1650 x 600 x 735	31N_-S2466LF	1,328
	60 x 24 x 29	1500 x 600 x 735	31N_-S2460LF	1,273
	72 x 20 x 29	1800 x 500 x 735	31N_-S2072LF	1,304
	66 x 20 x 29	1650 x 500 x 735	31N_-S2066LF	1,239
	60 x 20 x 29	1500 x 500 x 735	31N_-S2060LF	1,176

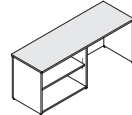
Specify the handle code (E, F).

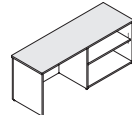
	W x D x H (in)	W x D x H (mm)	Code	All Laminate (\$)
Left lateral file credenzas with open storage	<i>Open space and 1 file drawer with suspension bar on left. Lock. Recessed 3/4 height modesty panel.</i>			
	72 x 24 x 29	1800 x 600 x 735	31N_-SLF2472S	1,170
	66 x 24 x 29	1650 x 600 x 735	31N_-SLF2466S	1,127
	60 x 24 x 29	1500 x 600 x 735	31N_-SLF2460S	1,071
	72 x 20 x 29	1800 x 500 x 735	31N_-SLF2072S	1,095
	66 x 20 x 29	1650 x 500 x 735	31N_-SLF2066S	1,071
	60 x 20 x 29	1500 x 500 x 735	31N_-SLF2060S	1,044

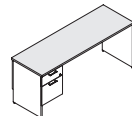
Specify the handle code (E, F).

	W x D x H (in)	W x D x H (mm)	Code	All Laminate (\$)
Right lateral file credenzas with open storage	<i>Open space and 1 file drawer with suspension bar on right. Lock. Recessed 3/4 height modesty panel.</i>			
	72 x 24 x 29	1800 x 600 x 735	31N_-S2472SLF	1,170
	66 x 24 x 29	1650 x 600 x 735	31N_-S2466SLF	1,127
	60 x 24 x 29	1500 x 600 x 735	31N_-S2460SLF	1,071
	72 x 20 x 29	1800 x 500 x 735	31N_-S2072SLF	1,095
	66 x 20 x 29	1650 x 500 x 735	31N_-S2066SLF	1,071
	60 x 20 x 29	1500 x 500 x 735	31N_-S2060SLF	1,044

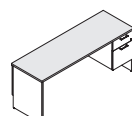
Specify the handle code (E, F).

	W x D x H (in)	W x D x H (mm)	Code	All Laminate (\$)
Left open bookcase credenzas	<i>Adjustable shelf. Recessed, full-height modesty panel.</i>			
	72 x 24 x 29	1800 x 600 x 735	31NN-BE2472S	1,158
	66 x 24 x 29	1650 x 600 x 735	31NN-BE2466S	1,134
	60 x 24 x 29	1500 x 600 x 735	31NN-BE2460S	1,109
	72 x 20 x 29	1800 x 500 x 735	31NN-BE2072S	1,088
	66 x 20 x 29	1650 x 500 x 735	31NN-BE2066S	1,064
	60 x 20 x 29	1500 x 500 x 735	31NN-BE2060S	1,038

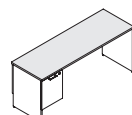
	W x D x H (in)	W x D x H (mm)	Code	All Laminate (\$)
Right open bookcase credenzas	<i>Adjustable shelf. Recessed full-height modesty panel.</i>			
	72 x 24 x 29	1800 x 600 x 735	31NN-S2472BE	1,158
	66 x 24 x 29	1650 x 600 x 735	31NN-S2466BE	1,134
	60 x 24 x 29	1500 x 600 x 735	31NN-S2460BE	1,109
	72 x 20 x 29	1800 x 500 x 735	31NN-S2072BE	1,088
	66 x 20 x 29	1650 x 500 x 735	31NN-S2066BE	1,064
	60 x 20 x 29	1500 x 500 x 735	31NN-S2060BE	1,038

	W x D x H (in)	W x D x H (mm)	Code	All Laminate (\$)
Left pedestal credenzas	<i>1 pedestal on left with lock. 1 box drawer and 1 file drawer with suspension bar. Pencil tray. Recessed 3/4 height modesty panel.</i>			
	72 x 24 x 29	1800 x 600 x 735	31N_-F2472S	1,001
	66 x 24 x 29	1650 x 600 x 735	31N_-F2466S	975
	60 x 24 x 29	1500 x 600 x 735	31N_-F2460S	950
	72 x 20 x 29	1800 x 500 x 735	31N_-F2072S	968
	66 x 20 x 29	1650 x 500 x 735	31N_-F2066S	944
	60 x 20 x 29	1500 x 500 x 735	31N_-F2060S	924

Specify the handle code (E, F).

	W x D x H (in)	W x D x H (mm)	Code	All Laminate (\$)
Right pedestal credenzas	<i>1 pedestal on right with lock. 1 box drawer and 1 file drawer with suspension bar. Pencil tray. Recessed 3/4 height modesty panel.</i>			
	72 x 24 x 29	1800 x 600 x 735	31N_-S2472F	1,001
	66 x 24 x 29	1650 x 600 x 735	31N_-S2466F	975
	60 x 24 x 29	1500 x 600 x 735	31N_-S2460F	950
	72 x 20 x 29	1800 x 500 x 735	31N_-S2072F	968
	66 x 20 x 29	1650 x 500 x 735	31N_-S2066F	944
	60 x 20 x 29	1500 x 500 x 735	31N_-S2060F	924

Specify the handle code (E, F).

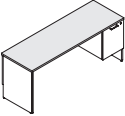
	W x D x H (in)	W x D x H (mm)	Code	All Laminate (\$)
Left single pedestal credenzas – inner drawers	<i>1 pedestal on left with lock. Pedestal with full-height front concealing 1 box drawer and 1 file drawer with suspension bar. Pencil tray. Recessed 3/4 height modesty panel.</i>			
	72 x 24 x 29	1800 x 600 x 735	31N_-IF2472S	905
	66 x 24 x 29	1650 x 600 x 735	31N_-IF2466S	886
	60 x 24 x 29	1500 x 600 x 735	31N_-IF2460S	861
	72 x 20 x 29	1800 x 500 x 735	31N_-IF2072S	879
	66 x 20 x 29	1650 x 500 x 735	31N_-IF2066S	854
	60 x 20 x 29	1500 x 500 x 735	31N_-IF2060S	842

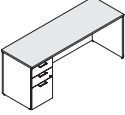
Specify the handle code (E, F).

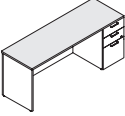
2-TONE LAMINATE APPLICATION: SHADED AREA CORRESPONDS TO THE FIRST CODE TO BE SPECIFIED. SECOND LAMINATE CODE WILL BE APPLIED TO THE REST OF THE PRODUCT.

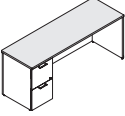
 = QUICKSHIP  = ASSEMBLY REQUIRED

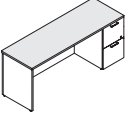


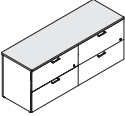
	W x D x H (in)	W x D x H (mm)	Code	All Laminate (\$)
Right single pedestal credenzas – inner drawers	<i>1 pedestal on right with lock. Pedestal with full-height front concealing 1 box drawer and 1 file drawer with suspension bar. Pencil tray. Recessed 3/4 height modesty panel.</i>			
	72 x 24 x 29	1800 x 600 x 735	31N_-S2472IF	905
	66 x 24 x 29	1650 x 600 x 735	31N_-S2466IF	886
	60 x 24 x 29	1500 x 600 x 735	31N_-S2460IF	861
	72 x 20 x 29	1800 x 500 x 735	31N_-S2072IF	879
	66 x 20 x 29	1650 x 500 x 735	31N_-S2066IF	854
	60 x 20 x 29	1500 x 500 x 735	31N_-S2060IF	842
Specify the handle code (E, F).				

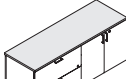
	W x D x H (in)	W x D x H (mm)	Code	All Laminate (\$)
Left pedestal credenzas – low profile	<i>1 pedestal on left with lock. 2 box drawers and 1 file drawer with suspension bar. Pencil tray. Recessed, full-height modesty panel.</i>			
	72 x 24 x 29	1800 x 600 x 735	31N_-UF2472S	1,254
	66 x 24 x 29	1650 x 600 x 735	31N_-UF2466S	1,214
	60 x 24 x 29	1500 x 600 x 735	31N_-UF2460S	1,192
	72 x 20 x 29	1800 x 500 x 735	31N_-UF2072S	1,214
	66 x 20 x 29	1650 x 500 x 735	31N_-UF2066S	1,192
	60 x 20 x 29	1500 x 500 x 735	31N_-UF2060S	1,164
Specify the handle code (E, F).				

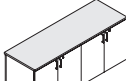
	W x D x H (in)	W x D x H (mm)	Code	All Laminate (\$)
Right pedestal credenzas – low profile	<i>1 pedestal on right with lock. 2 box drawers and 1 file drawer with suspension bar. Pencil tray. Recessed, full-height modesty panel.</i>			
	72 x 24 x 29	1800 x 600 x 735	31N_-S2472UF	1,254
	66 x 24 x 29	1650 x 600 x 735	31N_-S2466UF	1,214
	60 x 24 x 29	1500 x 600 x 735	31N_-S2460UF	1,192
	72 x 20 x 29	1800 x 500 x 735	31N_-S2072UF	1,214
	66 x 20 x 29	1650 x 500 x 735	31N_-S2066UF	1,192
	60 x 20 x 29	1500 x 500 x 735	31N_-S2060UF	1,164
Specify the handle code (E, F).				

	W x D x H (in)	W x D x H (mm)	Code	All Laminate (\$)
Left pedestal credenzas – low profile	<i>1 pedestal on left with lock. 2 file drawers with suspension bars. Recessed, full-height modesty panel.</i>			
	72 x 24 x 29	1800 x 600 x 735	31N_-FF2472S	1,170
	66 x 24 x 29	1650 x 600 x 735	31N_-FF2466S	1,152
	60 x 24 x 29	1500 x 600 x 735	31N_-FF2460S	1,134
	72 x 20 x 29	1800 x 500 x 735	31N_-FF2072S	1,147
	66 x 20 x 29	1650 x 500 x 735	31N_-FF2066S	1,127
	60 x 20 x 29	1500 x 500 x 735	31N_-FF2060S	1,095
Specify the handle code (E, F).				


	W x D x H (in)	W x D x H (mm)	Code	All Laminate (\$)
Right pedestal credenzas – low profile	<i>1 pedestal on right with lock. 2 file drawers with suspension bars. Recessed, full-height modesty panel.</i>			
	72 x 24 x 29	1800 x 600 x 735	31N_-S2472FF	1,170
	66 x 24 x 29	1650 x 600 x 735	31N_-S2466FF	1,152
	60 x 24 x 29	1500 x 600 x 735	31N_-S2460FF	1,134
	72 x 20 x 29	1800 x 500 x 735	31N_-S2072FF	1,147
	66 x 20 x 29	1650 x 500 x 735	31N_-S2066FF	1,127
	60 x 20 x 29	1500 x 500 x 735	31N_-S2060FF	1,095
Specify the handle code (E, F).				


	W x D x H (in)	W x D x H (mm)	Code	All Laminate (\$)
Lateral file credenza	<i>4 file drawers with suspension bars. Locks.</i>			
	72 x 24 x 29	1800 x 600 x 735	31N_-LF2472LF	2,014
Specify the handle code (E, F).				


	W x D x H (in)	W x D x H (mm)	Code	All Laminate (\$)
Lateral file/bookcase credenzas	<i>2 file drawers with suspension bars. Bookcase unit with doors and adjustable shelf. Locks.</i>			
	72 x 24 x 29	1800 x 600 x 735	31N_-LF2472B	1,634
	72 x 20 x 29	1800 x 500 x 735	31N_-LF2072B	1,507
Specify the handle code (E, F).				


	W x D x H (in)	W x D x H (mm)	Code	All Laminate (\$)
Bookcase credenzas	<i>2 bookcase units with doors. 1 adjustable shelf on each side. Locks.</i>			
	72 x 24 x 29	1800 x 600 x 735	31N_-B2472B	1,474
	72 x 20 x 29	1800 x 500 x 735	31N_-B2072B	1,355
Specify the handle code (E, F).				


RETURNS

	W x D x H (in)	W x D x H (mm)	Code	All Laminate (\$)
Left executive returns	<i>1 pedestal on left with lock. 1 box drawer and 1 file drawer with suspension bar. Pencil tray. Recessed 3/4 height modesty panel. Grommet.</i>			
	48 x 24 x 29	1200 x 600 x 735	31N_-F2448R	842
	42 x 24 x 29	1050 x 600 x 735	31N_-F2442R	791
	48 x 20 x 29	1200 x 500 x 735	31N_-F2048R	797
	42 x 20 x 29	1050 x 500 x 735	31N_-F2042R	772
Specify the handle code (E, F).				

	W x D x H (in)	W x D x H (mm)	Code	All Laminate (\$)
Right executive returns	<i>1 pedestal on right with lock. 1 box drawer and 1 file drawer with suspension bar. Pencil tray. Recessed 3/4 height modesty panel. Grommet.</i>			
	48 x 24 x 29	1200 x 600 x 735	31N_-R2448F	842
	42 x 24 x 29	1050 x 600 x 735	31N_-R2442F	791
	48 x 20 x 29	1200 x 500 x 735	31N_-R2048F	797
	42 x 20 x 29	1050 x 500 x 735	31N_-R2042F	772
Specify the handle code (E, F).				


	W x D x H (in)	W x D x H (mm)	Code	All Laminate (\$)
Left executive returns – inner drawers	<i>1 pedestal on left with lock. Pedestal with full-height front concealing 1 box drawer and 1 file drawer with suspension bar. Pencil tray. Recessed 3/4 height modesty panel. Grommet.</i>			
	48 x 24 x 29	1200 x 600 x 735	31N_-IF2448R	780
	42 x 24 x 29	1050 x 600 x 735	31N_-IF2442R	728
	48 x 20 x 29	1200 x 500 x 735	31N_-IF2048R	734
	42 x 20 x 29	1050 x 500 x 735	31N_-IF2042R	716
Specify the handle code (E, F).				

	W x D x H (in)	W x D x H (mm)	Code	All Laminate (\$)
Right executive returns – inner drawers	<i>1 pedestal on right with lock. Pedestal with full-height front concealing 1 box drawer and 1 file drawer with suspension bar. Pencil tray. Recessed 3/4 height modesty panel. Grommet.</i>			
	48 x 24 x 29	1200 x 600 x 735	31N_-R2448IF	780
	42 x 24 x 29	1050 x 600 x 735	31N_-R2442IF	728
	48 x 20 x 29	1200 x 500 x 735	31N_-R2048IF	734
	42 x 20 x 29	1050 x 500 x 735	31N_-R2042IF	716
Specify the handle code (E, F).				


	W x D x H (in)	W x D x H (mm)	Code	All Laminate (\$)
Left executive returns – low profile	<i>1 pedestal on left with lock. 2 box drawers and 1 file drawer with suspension bar. Pencil tray. Recessed, full-height modesty panel. Grommet.</i>			
	48 x 24 x 29	1200 x 600 x 735	31N_-UF2448R	1,127
	42 x 24 x 29	1050 x 600 x 735	31N_-UF2442R	1,056
	48 x 20 x 29	1200 x 500 x 735	31N_-UF2048R	1,064
	42 x 20 x 29	1050 x 500 x 735	31N_-UF2042R	1,033
Specify the handle code (E, F).				


2-TONE LAMINATE APPLICATION: SHADED AREA CORRESPONDS TO THE FIRST CODE TO BE SPECIFIED. SECOND LAMINATE CODE WILL BE APPLIED TO THE REST OF THE PRODUCT.

 = ASSEMBLY REQUIRED

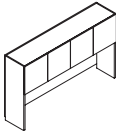
 = QUICKSHIP

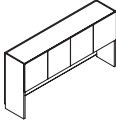


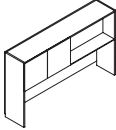
	W x D x H (in)	W x D x H (mm)	Code	All Laminate (\$)
Right executive returns – low profile	<i>1 pedestal on right with lock. 2 box drawers and 1 file drawer with suspension bar. Pencil tray. Recessed, full-height modesty panel. Grommet.</i>			
	48 x 24 x 29	1200 x 600 x 735	31N_-R2448UF	1,127
	42 x 24 x 29	1050 x 600 x 735	31N_-R2442UF	1,056
	48 x 20 x 29	1200 x 500 x 735	31N_-R2048UF	1,064
	42 x 20 x 29	1050 x 500 x 735	31N_-R2042UF	1,033
Specify the handle code (E, F).				

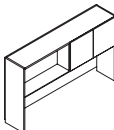
	W x D x H (in)	W x D x H (mm)	Code	All Laminate (\$)
Bridge-returns	<i>Recessed, 3/4 height modesty panel. Grommet.</i>			
	48 x 24 x 29	1200 x 600 x 735	31NN-BR2448	349
	42 x 24 x 29	1050 x 600 x 735	31NN-BR2442	336
	36 x 24 x 29	900 x 600 x 735	31NN-BR2436	322
	48 x 20 x 29	1200 x 500 x 735	31NN-BR2048	316
	42 x 20 x 29	1050 x 500 x 735	31NN-BR2042	305
	36 x 20 x 29	900 x 500 x 735	31NN-BR2036	285

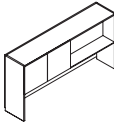
HUTCHES

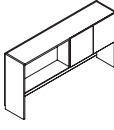
	W x D x H (in)	W x D x H (mm)	Code	All Laminate (\$)
Hutches with laminate doors – 44" H	<i>Clearance: 26 1/2" (673 mm). Grommet on back. Full width wire access. Can accommodate a tackboard, refer to page 147. 1 tone only.</i>			
	84 x 16 x 44	2100 x 400 x 1099	3NNN-E844416P	1,254
	78 x 16 x 44	1950 x 400 x 1099	3NNN-E784416P	1,197
	72 x 16 x 44	1800 x 400 x 1099	3NNN-E724416P	1,152
	66 x 16 x 44	1650 x 400 x 1099	3NNN-E664416P	1,109
	60 x 16 x 44	1500 x 400 x 1099	3NNN-E604416P	1,056
	54 x 16 x 44	1350 x 400 x 1099	3NNN-E544416P	1,012
	48 x 16 x 44	1200 x 400 x 1099	3NNN-E484416P	962
	42 x 16 x 44	1050 x 400 x 1099	3NNN-E424416P	899
	36 x 16 x 44	900 x 400 x 1099	3NNN-E364416P	828
84" to 60": 4 doors 54" to 48": 3 doors 42" to 36": 2 doors				

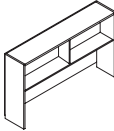
	W x D x H (in)	W x D x H (mm)	Code	All Laminate (\$)
Hutches with laminate doors – 36" H	<i>Clearance: 18 5/8" (473 mm). Grommet on back. Full width wire access. Can accommodate a tackboard, refer to page 147. 1 tone only.</i>			
	84 x 16 x 36	2100 x 400 x 900	3NNN-E843616P	1,158
	78 x 16 x 36	1950 x 400 x 900	3NNN-E783616P	1,095
	72 x 16 x 36	1800 x 400 x 900	3NNN-E723616P	1,044
	66 x 16 x 36	1650 x 400 x 900	3NNN-E663616P	987
	60 x 16 x 36	1500 x 400 x 900	3NNN-E603616P	929
	54 x 16 x 36	1350 x 400 x 900	3NNN-E543616P	886
	48 x 16 x 36	1200 x 400 x 900	3NNN-E483616P	828
	42 x 16 x 36	1050 x 400 x 900	3NNN-E423616P	754
	36 x 16 x 36	900 x 400 x 900	3NNN-E363616P	689
84" to 60": 4 doors 54" to 48": 3 doors 42" to 36": 2 doors				

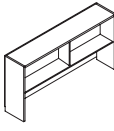
	W x D x H (in)	W x D x H (mm)	Code	All Laminate (\$)
Hutches with 2 doors on left – 44" H	<i>Clearance: 26 1/2" (673 mm). 2 doors on left. Open storage on right. Grommet on back. Full width wire access. Can accommodate a tackboard, refer to page 147. 1 tone only.</i>			
	84 x 16 x 44	2100 x 400 x 1099	3NNN-E844416PL	1,076
	78 x 16 x 44	1950 x 400 x 1099	3NNN-E784416PL	1,026
	72 x 16 x 44	1800 x 400 x 1099	3NNN-E724416PL	968
	66 x 16 x 44	1650 x 400 x 1099	3NNN-E664416PL	918
	60 x 16 x 44	1500 x 400 x 1099	3NNN-E604416PL	861
	54 x 16 x 44	1350 x 400 x 1099	3NNN-E544416PL	802
	48 x 16 x 44	1200 x 400 x 1099	3NNN-E484416PL	747

	W x D x H (in)	W x D x H (mm)	Code	All Laminate (\$)
Hutches with 2 doors on right – 44" H	<i>Clearance: 26 1/2" (673 mm). 2 doors on right. Open storage on left. Grommet on back. Full width wire access. Can accommodate a tackboard, refer to page 147. 1 tone only.</i>			
	84 x 16 x 44	2100 x 400 x 1099	3NNN-E844416PR	1,076
	78 x 16 x 44	1950 x 400 x 1099	3NNN-E784416PR	1,026
	72 x 16 x 44	1800 x 400 x 1099	3NNN-E724416PR	968
	66 x 16 x 44	1650 x 400 x 1099	3NNN-E664416PR	918
	60 x 16 x 44	1500 x 400 x 1099	3NNN-E604416PR	861
	54 x 16 x 44	1350 x 400 x 1099	3NNN-E544416PR	802
	48 x 16 x 44	1200 x 400 x 1099	3NNN-E484416PR	747

	W x D x H (in)	W x D x H (mm)	Code	All Laminate (\$)
Hutches with 2 doors on left – 36" H	<i>Clearance: 18 5/8" (473 mm). 2 doors on left. Open storage on right. Grommet on back. Full width wire access. Can accommodate a tackboard, refer to page 147. 1 tone only.</i>			
	84 x 16 x 36	2100 x 400 x 900	3NNN-E843616PL	975
	78 x 16 x 36	1950 x 400 x 900	3NNN-E783616PL	924
	72 x 16 x 36	1800 x 400 x 900	3NNN-E723616PL	879
	66 x 16 x 36	1650 x 400 x 900	3NNN-E663616PL	836
	60 x 16 x 36	1500 x 400 x 900	3NNN-E603616PL	785
	54 x 16 x 36	1350 x 400 x 900	3NNN-E543616PL	734
	48 x 16 x 36	1200 x 400 x 900	3NNN-E483616PL	689

	W x D x H (in)	W x D x H (mm)	Code	All Laminate (\$)
Hutches with 2 doors on right – 36" H	<i>Clearance: 18 5/8" (473 mm). 2 doors on right. Open storage on left. Grommet on back. Full width wire access. Can accommodate a tackboard, refer to page 147. 1 tone only.</i>			
	84 x 16 x 36	2100 x 400 x 900	3NNN-E843616PR	975
	78 x 16 x 36	1950 x 400 x 900	3NNN-E783616PR	924
	72 x 16 x 36	1800 x 400 x 900	3NNN-E723616PR	879
	66 x 16 x 36	1650 x 400 x 900	3NNN-E663616PR	836
	60 x 16 x 36	1500 x 400 x 900	3NNN-E603616PR	785
	54 x 16 x 36	1350 x 400 x 900	3NNN-E543616PR	734
	48 x 16 x 36	1200 x 400 x 900	3NNN-E483616PR	689

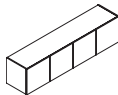
	W x D x H (in)	W x D x H (mm)	Code	All Laminate (\$)
Open hutches – 44" H	<i>Clearance: 26 1/2" (673 mm). Grommet on back. Full width wire access. Can accommodate a tackboard, refer to page 147. 1 tone only.</i>			
	84 x 16 x 44	2100 x 400 x 1099	3NNN-E844416	968
	78 x 16 x 44	1950 x 400 x 1099	3NNN-E784416	918
	72 x 16 x 44	1800 x 400 x 1099	3NNN-E724416	866
	66 x 16 x 44	1650 x 400 x 1099	3NNN-E664416	828
	60 x 16 x 44	1500 x 400 x 1099	3NNN-E604416	780
	54 x 16 x 44	1350 x 400 x 1099	3NNN-E544416	728
	48 x 16 x 44	1200 x 400 x 1099	3NNN-E484416	684
	42 x 16 x 44	1050 x 400 x 1099	3NNN-E424416	632
	36 x 16 x 44	900 x 400 x 1099	3NNN-E364416	602

	W x D x H (in)	W x D x H (mm)	Code	All Laminate (\$)
Open hutches – 36" H	<i>Clearance: 18 5/8" (473 mm). Grommet on back. Full width wire access. Can accommodate a tackboard, refer to page 147. 1 tone only.</i>			
	84 x 16 x 36	2100 x 400 x 900	3NNN-E843616	823
	78 x 16 x 36	1950 x 400 x 900	3NNN-E783616	772
	72 x 16 x 36	1800 x 400 x 900	3NNN-E723616	721
	66 x 16 x 36	1650 x 400 x 900	3NNN-E663616	677
	60 x 16 x 36	1500 x 400 x 900	3NNN-E603616	627
	54 x 16 x 36	1350 x 400 x 900	3NNN-E543616	583
	48 x 16 x 36	1200 x 400 x 900	3NNN-E483616	539
	42 x 16 x 36	1050 x 400 x 900	3NNN-E423616	481
	36 x 16 x 36	900 x 400 x 900	3NNN-E363616	448

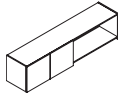
2-TONE LAMINATE APPLICATION: SHADED AREA CORRESPONDS TO THE FIRST CODE TO BE SPECIFIED. SECOND LAMINATE CODE WILL BE APPLIED TO THE REST OF THE PRODUCT.

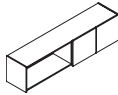
 = QUICKSHIP  = ASSEMBLY REQUIRED

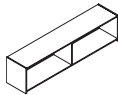



	W x D x H (in)	W x D x H (mm)	Code	All Laminate (\$)
Wall-mounted hutches with doors – 17" H 	<i>Hanger bar included for wall-mount installation. Can accommodate a tackboard, refer to page 147. 1 tone only.</i>			
	84 x 16 x 17	2100 x 400 x 427	3NNN-EM841716P	1,147
	78 x 16 x 17	1950 x 400 x 427	3NNN-EM781716P	1,083
	72 x 16 x 17	1800 x 400 x 427	3NNN-EM721716P	1,038
	66 x 16 x 17	1650 x 400 x 427	3NNN-EM661716P	981
	60 x 16 x 17	1500 x 400 x 427	3NNN-EM601716P	924
	54 x 16 x 17	1350 x 400 x 427	3NNN-EM541716P	879
	48 x 16 x 17	1200 x 400 x 427	3NNN-EM481716P	823
	42 x 16 x 17	1050 x 400 x 427	3NNN-EM421716P	747
	36 x 16 x 17	900 x 400 x 427	3NNN-EM361716P	684


84" to 60": 4 doors
54" to 48": 3 doors
42" to 36": 2 doors


Wall-mounted hutches with 2 doors on left – 17" H 	<i>2 doors on left. Open storage on right. Hanger bar included for wall-mount installation. Can accommodate a tackboard, refer to page 147. 1 tone only.</i>			
	84 x 16 x 17	2100 x 400 x 427	3NNN-EM841716L	968
	78 x 16 x 17	1950 x 400 x 427	3NNN-EM781716L	918
	72 x 16 x 17	1800 x 400 x 427	3NNN-EM721716L	866
	66 x 16 x 17	1650 x 400 x 427	3NNN-EM661716L	828
	60 x 16 x 17	1500 x 400 x 427	3NNN-EM601716L	780
	54 x 16 x 17	1350 x 400 x 427	3NNN-EM541716L	728
	48 x 16 x 17	1200 x 400 x 427	3NNN-EM481716L	684


Wall-mounted hutches with 2 doors on right – 17" H 	<i>2 doors on right. Open storage on left. Hanger bar included for wall-mount installation. Can accommodate a tackboard, refer to page 147. 1 tone only.</i>			
	84 x 16 x 17	2100 x 400 x 427	3NNN-EM841716R	968
	78 x 16 x 17	1950 x 400 x 427	3NNN-EM781716R	918
	72 x 16 x 17	1800 x 400 x 427	3NNN-EM721716R	866
	66 x 16 x 17	1650 x 400 x 427	3NNN-EM661716R	828
	60 x 16 x 17	1500 x 400 x 427	3NNN-EM601716R	780
	54 x 16 x 17	1350 x 400 x 427	3NNN-EM541716R	728
	48 x 16 x 17	1200 x 400 x 427	3NNN-EM481716R	684

Wall-mounted open hutches – 17" H 	<i>Hanger bar included for wall-mount installation. Can accommodate a tackboard, refer to page 147. 1 tone only.</i>			
	84 x 16 x 17	2100 x 400 x 427	3NNN-EM841716	817
	78 x 16 x 17	1950 x 400 x 427	3NNN-EM781716	765
	72 x 16 x 17	1800 x 400 x 427	3NNN-EM721716	716
	66 x 16 x 17	1650 x 400 x 427	3NNN-EM661716	671
	60 x 16 x 17	1500 x 400 x 427	3NNN-EM601716	622
	54 x 16 x 17	1350 x 400 x 427	3NNN-EM541716	574
	48 x 16 x 17	1200 x 400 x 427	3NNN-EM481716	531
	42 x 16 x 17	1050 x 400 x 427	3NNN-EM421716	475
	36 x 16 x 17	900 x 400 x 427	3NNN-EM361716	442


Modular lateral files 	<i>2 file drawers with suspension bars. Lock. Goes under a work surface. 1 tone only.</i>			
	36 x 18 x 28	900 x 448 x 711	3NN_-1836LFL	975
	30 x 18 x 28	750 x 448 x 711	3NN_-1830LFL	924
Specify the handle code (E, F).				


Modular combined pedestals 	<i>2 box drawers on left, 2 file drawers with suspension bars. Lock. Pencil tray. Goes under a work surface. 1 tone only.</i>			
	36 x 18 x 28	900 x 448 x 711	3NN_-1836COL	1,254
	30 x 18 x 28	750 x 448 x 711	3NN_-1830COL	1,208
Specify the handle code (E, F).				


Modular combined pedestals 	<i>2 box drawers on right, 2 file drawers with suspension bars. Lock. Pencil tray. Goes under a work surface. 1 tone only.</i>			
	36 x 18 x 28	900 x 448 x 711	3NN_-C01836L	1,254
	30 x 18 x 28	750 x 448 x 711	3NN_-C01830L	1,208
Specify the handle code (E, F).				


Modular bookcases with doors 	<i>1 adjustable shelf. Lock. Goes under a work surface. 1 tone only.</i>			
	36 x 18 x 28	900 x 448 x 711	3NN_-1836BL	759
	30 x 18 x 28	750 x 448 x 711	3NN_-1830BL	677
Specify the handle code (E, F).				


STORAGE FURNITURE


Lateral file units 	<i>2 file drawers with suspension bars. Lock.</i>			
	36 x 24 x 29	900 x 600 x 735	31N_-2436LF	1,044
	30 x 24 x 29	750 x 600 x 735	31N_-2430LF	992
	36 x 20 x 29	900 x 500 x 735	31N_-2036LF	1,001
	30 x 20 x 29	750 x 500 x 735	31N_-2030LF	950
Specify the handle code (E, F).				

Combined pedestals 	<i>2 box drawers on left, 2 file drawers with suspension bars. One lock for two file drawers.</i>			
	36 x 24 x 29	900 x 600 x 735	31N_-2436CO	1,317
	36 x 20 x 29	900 x 500 x 735	31N_-2036CO	1,278
Specify the handle code (E, F).				

Combined pedestals 	<i>2 box drawers on right, 2 file drawers with suspension bars. One lock for two file drawers.</i>			
	36 x 24 x 29	900 x 600 x 735	31N_-C02436	1,317
	36 x 20 x 29	900 x 500 x 735	31N_-C02036	1,278
Specify the handle code (E, F).				

Bookcase units 	<i>Bookcase with doors and adjustable shelf. Lock.</i>			
	36 x 24 x 29	900 x 600 x 735	31N_-2436B	828
	30 x 24 x 29	750 x 600 x 735	31N_-2430B	780
	36 x 20 x 29	900 x 500 x 735	31N_-2036B	791
	30 x 20 x 29	750 x 500 x 735	31N_-2030B	740
Specify the handle code (E, F).				

Open bookcase units 	<i>Adjustable shelf.</i>			
	36 x 24 x 29	900 x 600 x 735	31NN-2436BE	754
	30 x 24 x 29	750 x 600 x 735	31NN-2430BE	716
	36 x 20 x 29	900 x 500 x 735	31NN-2036BE	728
30 x 20 x 29	750 x 500 x 735	31NN-2030BE	689	

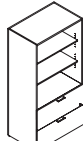
Bookcase with doors/lateral file units 	<i>Bookcase with doors, 2 adjustable shelves. 2 file drawers with suspension bars. Lock on drawers. 1 tone only.</i>			
	36 x 24 x 73	900 x 600 x 1834	3NN_-243673LFB	1,677
	36 x 20 x 73	900 x 500 x 1834	3NN_-203673LFB	1,615
	36 x 24 x 65	900 x 600 x 1635	3NN_-243665LFB	1,626
	36 x 20 x 65	900 x 500 x 1635	3NN_-203665LFB	1,562
	Specify the handle code (E, F).			


2-TONE LAMINATE APPLICATION: SHADED AREA CORRESPONDS TO THE FIRST CODE TO BE SPECIFIED. SECOND LAMINATE CODE WILL BE APPLIED TO THE REST OF THE PRODUCT.

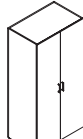
= ASSEMBLY REQUIRED


= QUICKSHIP

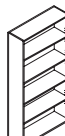



	W x D x H (in)	W x D x H (mm)	Code	All Laminate (\$)
Open bookcase/ lateral file units 	<i>Open bookcase, 2 adjustable shelves. 2 file drawers with suspension bars. Lock on drawers. 1 tone only.</i>			
	36 x 24 x 73	900 x 600 x 1834	3NN_-243673LFE	1,495
	36 x 20 x 73	900 x 500 x 1834	3NN_-203673LFE	1,430
	36 x 24 x 65	900 x 600 x 1635	3NN_-243665LFE	1,443
	36 x 20 x 65	900 x 500 x 1635	3NN_-203665LFE	1,387
Specify the handle code (E, F).				

	W x D x H (in)	W x D x H (mm)	Code	All Laminate (\$)
Storage with door/ lateral file units 	<i>Bookcase with door, 2 adjustable shelves. 2 file drawers with suspension bars. Lock on drawers. Reversible door. 1 tone only.</i>			
	24 x 24 x 73	600 x 600 x 1834	3NN_-242473FB	1,360
	24 x 20 x 73	600 x 500 x 1834	3NN_-202473FB	1,304
	24 x 24 x 65	600 x 600 x 1635	3NN_-242465FB	1,317
	24 x 20 x 65	600 x 500 x 1635	3NN_-202465FB	1,273
Specify the handle code (E, F).				


	W x D x H (in)	W x D x H (mm)	Code	All Laminate (\$)
Storage/wardrobe units with doors 	<i>3 adjustable shelves. 1 full-width fixed shelf. Full-width clothes hanger bar. 1 tone only.</i>			
	36 x 24 x 73	900 x 600 x 1834	3NN_-243673B	1,525
	36 x 20 x 73	900 x 500 x 1834	3NN_-203673B	1,412
	36 x 24 x 65	900 x 600 x 1635	3NN_-243665B	1,443
	36 x 20 x 65	900 x 500 x 1635	3NN_-203665B	1,317
Specify the handle code (E, F).				


	W x D x H (in)	W x D x H (mm)	Code	All Laminate (\$)
Storage/wardrobe units with door 	<i>3 adjustable shelves. 1 full-width fixed shelf. Full-width clothes hanger bar. Reversible door. 1 tone only.</i>			
	24 x 24 x 73	600 x 600 x 1834	3NN_-242473B	1,170
	24 x 20 x 73	600 x 500 x 1834	3NN_-202473B	1,109
	24 x 24 x 65	600 x 600 x 1635	3NN_-242465B	1,109
	24 x 20 x 65	600 x 500 x 1635	3NN_-202465B	1,049
Specify the handle code (E, F).				


	W x D x H (in)	W x D x H (mm)	Code	All Laminate (\$)
Open bookcases 	<i>73" to 65": 3 adjustable shelves, 1 fixed shelf. 48": 2 adjustable shelves. 1 tone only.</i>			
	36 x 14 x 73	900 x 350 x 1834	3NNN-B367314	754
	36 x 14 x 65	900 x 350 x 1635	3NNN-B366514	704
	36 x 14 x 48	900 x 350 x 1212	3NNN-B364814	627


	W x D x H (in)	W x D x H (mm)	Code	All Laminate (\$)
Additional shelf 	<i>1 tone only.</i>			
	34 x 13 x 5/8	864 x 330 x 16	3NNN-TB3614	120


PEDESTALS


	W x D x H (in)	W x D x H (mm)	Code	All Laminate (\$)
Modular pedestal 	<i>2 box drawers, 1 file drawer with suspension bar. Lock. Pencil tray. Must be installed under a work surface. 1 tone only.</i>			
	15 x 18 x 28	388 x 448 x 711	3NN_-P1518UFL	817
Specify the handle code (E, F).				

	W x D x H (in)	W x D x H (mm)	Code	All Laminate (\$)
Modular pedestal 	<i>2 file drawers with suspension bars. Lock. Must be installed under a work surface. 1 tone only.</i>			
	15 x 18 x 28	388 x 448 x 711	3NN_-P1518FFL	785
Specify the handle code (E, F).				

	W x D x H (in)	W x D x H (mm)	Code	All Laminate (\$)
Hanging pedestal 	<i>1 box drawer, 1 file drawer with suspension bar. Lock. Pencil tray. Must be installed under a work surface. 1 tone only.</i>			
	15 x 18 x 19 1/4	388 x 448 x 489	3NN_-F	721
Specify the handle code (E, F).				


	W x D x H (in)	W x D x H (mm)	Code	All Laminate (\$)
Hanging pedestal – inner drawers 	<i>Pedestal with full-height front concealing 1 box drawer and 1 file drawer with suspension bar. Lock. Pencil tray. Must be installed under a work surface. 1 tone only.</i>			
	15 x 18 x 19 1/4	388 x 448 x 489	3NN_-IF	590
Specify the handle code (E, F).				


	W x D x H (in)	W x D x H (mm)	Code	All Laminate (\$)
Metal pedestal 	<i>2 box drawers, 1 file drawer with suspension bar. Pedestal with charcoal metal body only and laminate drawer fronts. Lock. Pencil tray. Must be installed under a work surface.</i>			
	15 x 22 x 28	372 x 540 x 711	3NN_-PM1522UFL	602
Specify the handle code (E, F).				


	W x D x H (in)	W x D x H (mm)	Code	All Laminate (\$)
Metal pedestal 	<i>2 file drawers with suspension bars. Pedestal with charcoal metal body only and laminate drawer fronts. Lock. Must be installed under a work surface.</i>			
	15 x 22 x 28	372 x 540 x 711	3NN_-PM1522FFL	574
Specify the handle code (E, F).				


	W x D x H (in)	W x D x H (mm)	Code	All Laminate (\$)
Hanging metal pedestal 	<i>1 box drawer and 1 file drawer with suspension bar. Pencil tray. Lock. Charcoal metal body only and laminate drawer fronts. Must be installed under a work surface.</i>			
	15 x 22			550
Specify the handle code (E, F).				


Item discontinued


	W x D x H (in)	W x D x H (mm)	Code	All Laminate (\$)
Mobile pedestal 	<i>2 box drawers, 1 file drawer with suspension bar. Brakes on front casters. Lock. Pencil tray. Fits under a work surface. 1 tone only.</i>			
	15 x 18 x 27 1/2	390 x 450 x 689	3NN_-MP1518UF	886
Specify the handle code (E, F).				

	W x D x H (in)	W x D x H (mm)	Code	All Laminate (\$)
Mobile pedestal 	<i>2 box drawers, 1 file drawer with suspension bar. Brakes on front casters. Lock. Pencil tray. Fits under a work surface. 1 tone only.</i>			
	15 x 22 x 27 1/2	390 x 550 x 689	3NN_-MP1522UF	950
Specify the handle code (E, F).				

	W x D x H (in)	W x D x H (mm)	Code	All Laminate (\$)
Mobile pedestal 	<i>2 file drawers with suspension bars. Brakes on front casters. Lock. Fits under a work surface. 1 tone only.</i>			
	15 x 22 x 27 1/2	390 x 550 x 689	3NN_-MP1522FF	918
Specify the handle code (E, F).				

	W x D x H (in)	W x D x H (mm)	Code	All Laminate (\$)
Mobile pedestal 	<i>1 box drawer, 1 file drawer with suspension bar. Brakes on front casters. Lock. Pencil tray. Fits under a work surface. 1 tone only.</i>			
	15 x 18 x 20 3/4	390 x 450 x 527	3NN_-MP1518F	817
Specify the handle code (E, F).				

	W x D x H (in)	W x D x H (mm)	Code	All Laminate (\$)
Mobile pedestal 	<i>1 box drawer, 1 file drawer with suspension bar. Pencil tray. Brakes on front casters. Lock. Fits under a work surface. 1 tone only.</i>			
	15 x 22 x 20 3/4	390 x 550 x 527	3NN_-MP1522F	836
Specify the handle code (E, F).				

	W x D x H (in)	W x D x H (mm)	Code	All Laminate (\$)
Mobile pedestal – inner drawers 	<i>Pedestal with full-height front concealing 1 box drawer and 1 file drawer with suspension bar. Brakes on front casters. Lock. Pencil tray. Fits under a work surface. 1 tone only.</i>			
	15 x 18 x 20 3/4	390 x 450 x 527	3NN_-MP1518IF	695
Specify the handle code (E, F).				

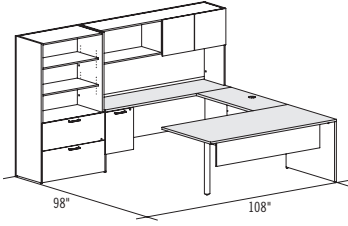
2-TONE LAMINATE APPLICATION: SHADED AREA CORRESPONDS TO THE FIRST CODE TO BE SPECIFIED. SECOND LAMINATE CODE WILL BE APPLIED TO THE REST OF THE PRODUCT.

 = QUICKSHIP  = ASSEMBLY REQUIRED



SUGGESTIONS

31NE-PLAN01

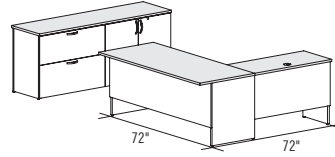


Plan shown in Concept 300 Flyer:

31NE-PLAN01	\$4,235
1 31NN-RTM3672	
1 31NN-BR2042	
1 31NE-IF2072S	
1 3NNN-E723616PR	
1 3NNE-203665LFE	

Square pull (E).

31NF-PLAN03

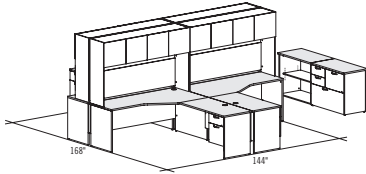


Plan shown in Concept 300 Flyer:

31NF-PLAN03	\$3,292
1 31NF-S3072F	
1 31NF-IF2042R	
1 31NF-LF2072B	

Round pull (F).

31NF-PLAN02



Plan shown in Concept 300 Flyer:

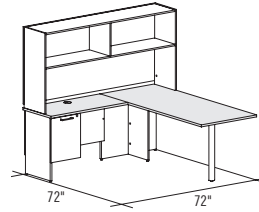
31NF-PLAN02	\$13,650
2 31NN-CM723624A	
2 31NN-CM367224A	
2 31NF-F2448R	
2 31NF-R2448F	
4 3NNN-E724416P	
1 31NF-2036CO	
1 31NN-2036BE	

Round pull (F).

Options	\$15,374
----------------	-----------------

- 4 LGC-TK7019E

31NE-PLAN04



Plan shown in Concept 300 Flyer:

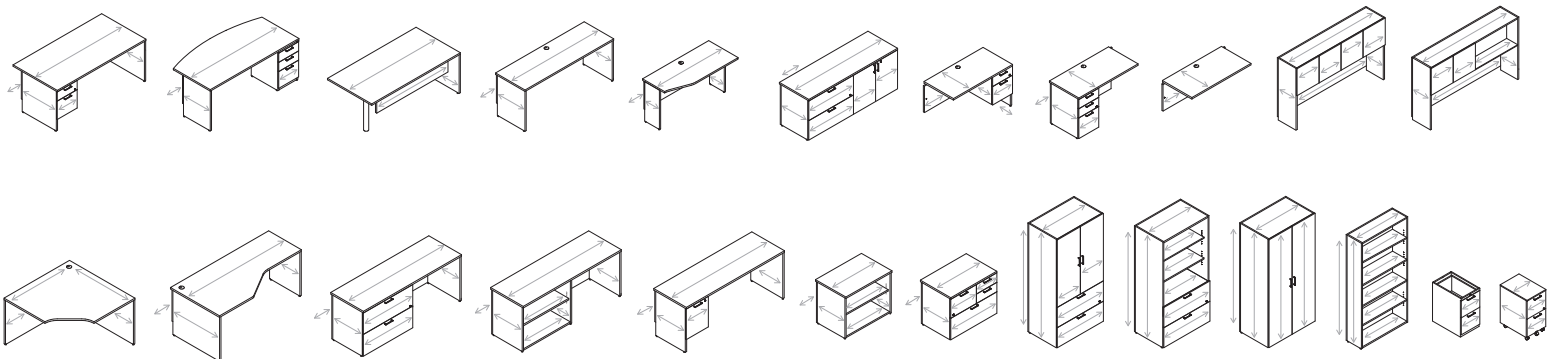
31NE-PLAN04	\$2,082
1 31NN-RT3072	
1 31NE-IF2042R	
1 3NNN-E723616	

Square pull (E).

Options	\$2,501
----------------	----------------

- 1 LGC-TK7015E

TYPICAL WOOD GRAIN DIRECTION FOR CONCEPT 300:



2-TONE LAMINATE APPLICATION: SHADED AREA CORRESPONDS TO THE FIRST CODE TO BE SPECIFIED. SECOND LAMINATE CODE WILL BE APPLIED TO THE REST OF THE PRODUCT.

= ASSEMBLY REQUIRED

= QUICKSHIP

READY TO SHIP IN 5 DAYS!

All C.A. products and suggested layouts are part of the **Lacasse quick delivery program**. Please refer to page 3 for complete program details.




C.A.

EDGEBANDING

Furniture with 1" (25 mm) thick tops.

N EDGE




Smooth 1/8" (3 mm) thick edge.

The **N edge** is matched with the finish specified for the surface.

HANDLE

Metal handle.

E – Square, Silver



REVERSIBLE



All C.A. storage and work surfaces are reversible and fit together left or right. A big plus if you change your space... or change your mind!

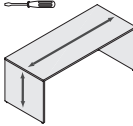
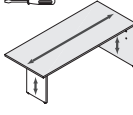
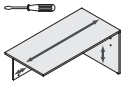
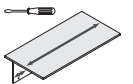
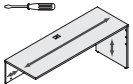


CODIFICATION


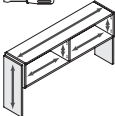
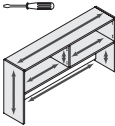


Series	Options		
	Thickness	Handle	Accent color
CA	1 Thermofused laminate 1"	E Square	S Silver

IMPORTANT

All LACASSE laminate colors are available except for the modular pedestal and the lateral file unit which come in Snow (SNO) finish only. All furniture is shipped ready-to-assemble, except the modular pedestal and the lateral file unit which ship assembled.

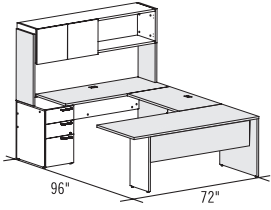
Casegoods are made of particleboard panels finished on both sides with mar-resistant high-performance thermofused laminate (45 lbs/ft³). The black full extension ball bearing suspensions have a load capacity of 100 lbs to 150 lbs depending on the type of drawer. The lateral file unit has an anti-tipping system. All door hinges are 110°. Levelers allow up to 1 1/2" (38 mm) height adjustment.

	W x D x H (in)	W x D x H (mm)	Code	Price (\$)
Desk shell 	<i>Recessed half-height modesty panel.</i>			
	72 x 30 x 29	1800 x 750 x 735	CA1NN-TDM3072	646
Rectangular table with modesty panel 	<i>Reversible. Half-height laminate modesty panel.</i>			
	72 x 30 x 29	1800 x 750 x 735	CA1NN-RTM3072	607
Rectangular surface with modesty panel 	<i>Reversible. Recessed half-height modesty panel. Can accommodate 1 modular pedestal or 1 lateral file unit.</i>			
	60 x 30 x 29	1500 x 750 x 735	CA1NN-RTS3060	475
Rectangular surface with modesty panel 	<i>Recessed half-height modesty panel. Can accommodate 2 modular pedestals or 2 lateral file units.</i>			
	60 x 30 x 29	1500 x 750 x 735	CA1NN-BD3060	385
Return shells 	<i>Reversible. Half-height modesty panel. Can accommodate 1 modular pedestal or 1 lateral file unit. Grommet.</i>			
	72 x 24 x 29	1800 x 600 x 735	CA1NS-R2472S	455
	60 x 24 x 29	1500 x 600 x 735	CA1NS-R2460S	442
	48 x 24 x 29	1200 x 600 x 735	CA1NS-R2448S	424
Bridge-return 	<i>Reversible. Half-height modesty panel. Grommet.</i>			
	42 x 24 x 29	1050 x 600 x 735	CA1NS-BR2442	292
Modular pedestal 	<i>2 box drawers, 1 file drawer with suspension bar. Pencil tray. Lock. Must be installed under a surface. Snow (SNO) finish only.</i>			
	16 x 23 x 28	400 x 598 x 713	CANES-P1623UFL	785

	W x D x H (in)	W x D x H (mm)	Code	Price (\$)
Lateral file unit 	<i>2 file drawers with suspension bar. Lock. Can be used freestanding or can be installed under a surface. Snow (SNO) finish only.</i>			
	36 x 23 x 28	900 x 598 x 713	CANES-2336LFL	1,007
Hutches with open back, adjustable sides – 36" H 	<i>Clearance: 19 3/16" (488 mm). Side panels allow up to 1" (25 mm) height adjustment. Can accommodate a set of 2 or 4 doors.</i>			
	72 x 16 x 36	1800 x 400 x 900	CANNN-EA723616	633
	60 x 16 x 36	1500 x 400 x 900	CANNN-EA603616	607
Hutches with closed back, adjustable sides – 36" H 	<i>Clearance: 19 3/16" (488 mm). Grommet on the back. Can accommodate a set of 2 or 4 doors.</i>			
	72 x 16 x 36	1800 x 400 x 900	CANNN-E723616	633
	60 x 16 x 36	1800 x 400 x 900	CANNN-E603616	607
Sets of 4 doors for hutches 	<i>Hardware included.</i>			
	<i>For hutches with open back.</i>			
	72 x 16 x 3/8	1800 x 400 x 16	CANNN-EA72P4	266
	60 x 16 x 3/8	1500 x 400 x 16	CANNN-EA60P4	253
	<i>For hutches with closed back.</i>			
	72 x 16 x 3/8	1800 x 400 x 16	CANNN-E72P4	266
	60 x 16 x 3/8	1500 x 400 x 16	CANNN-E60P4	253
Sets of 2 doors for hutches 	<i>Hardware included.</i>			
	<i>For hutches with open back.</i>			
	36 x 16 x 3/8	900 x 400 x 16	CANNN-EA72P2	132
	30 x 16 x 3/8	750 x 400 x 16	CANNN-EA60P2	126
	<i>For hutches with closed back.</i>			
	36 x 16 x 3/8	900 x 400 x 16	CANNN-E72P2	132
	30 x 16 x 3/8	750 x 400 x 16	CANNN-E60P2	126

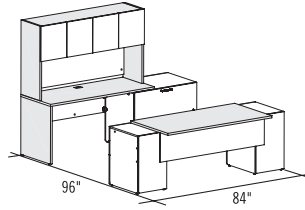
SUGGESTIONS

CA-PLAN01



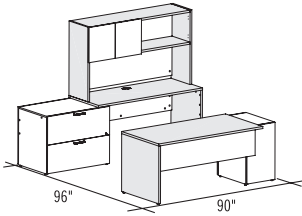
QSCA1ES-PLAN01		\$2,893
1	QSCA1NN-RTM3072	
1	QSCA1NS-BR2442	
1	QSCA1NS-R2460S	
1	QSCANES-P1623UFL	
1	QSCANNN-EA723616	
1	QSCANNN-EA72P2	

CA-PLAN03



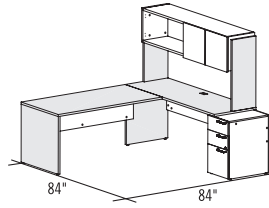
QSCA1ES-PLAN03		\$4,265
1	QSCA1NN-BD3060	
2	QSCANES-P1623UFL	
1	QSCA1NS-R2460S	
1	QSCANES-2336LFL	
1	QSCANNN-E603616	
1	QSCANNN-E60P4	

CA-PLAN02



QSCA1ES-PLAN02		\$3,444
1	QSCA1NN-RTS3060	
1	QSCANES-P1623UFL	
1	QSCA1NS-R2460S	
1	QSCANES-2336LFL	
1	QSCANNN-E603616	
1	QSCANNN-E60P2	

CA-PLAN04



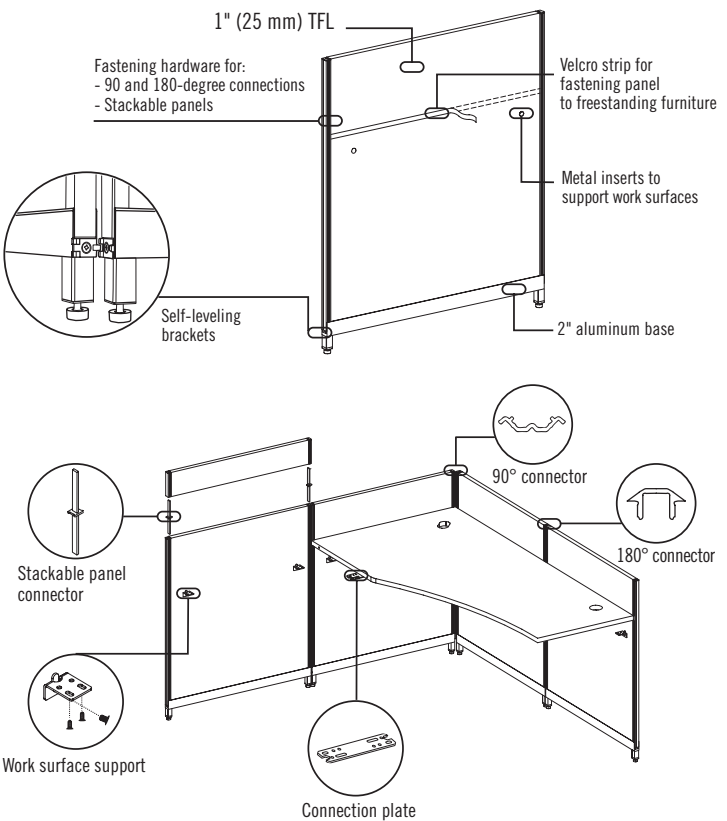
QSCA1ES-PLAN04		\$2,480
1	QSCA1NN-RTS3060	
1	QSCANES-P1623UFL	
1	QSCA1NS-R2472S	
1	QSCANNN-EA723616	
1	QSCANNN-EA72P2	

PANGRAM IS THE PERFECT SOLUTION FOR WORKSPACE DIVISION NEEDS

Panels provide affordable privacy and support for work surfaces and accessories. This well-designed laminate panel system focuses on ease of use, flexibility and modularity. Compatible with PanGram surfaces and all other Lacasse laminate series.

SPECIFICATIONS AND CONSTRUCTION

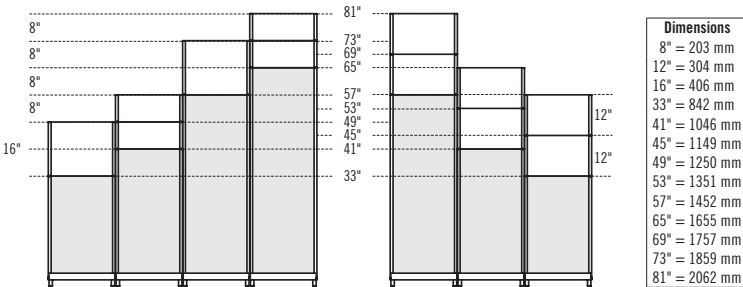
PANEL CONSTRUCTION




PANEL & STACKABLE PANEL HEIGHT COMBINATIONS

Base panels are available in heights of 33" to 65" (837 to 1650 mm) and are available in all Lacasse laminate finishes.


Stackable panels are available in a choice of laminate, fabric or translucent material.



Dimensions	
8"	= 203 mm
12"	= 304 mm
16"	= 406 mm
33"	= 842 mm
41"	= 1046 mm
45"	= 1149 mm
49"	= 1250 mm
53"	= 1351 mm
57"	= 1452 mm
65"	= 1655 mm
69"	= 1757 mm
73"	= 1859 mm
81"	= 2062 mm





180° PVC connectors fit snugly in the grooves of the panel end moldings for a tight link between panels in a straight line.



The end molding and the top cap have inverted slots that self-align the panels.



A 90° PVC connecting strip is used to attach two, three or four panels together, for corner, T plan or cluster application.



Accent translucent panels are easily installed.



Install accessories with metal support (pencil tray, rail, shelf) at the right height before installing the next stackable panel.



An adhesive channel is available to manage power and communication cables.



Replace a leveler by a stabilizer foot at the end of an unattached run of panels.



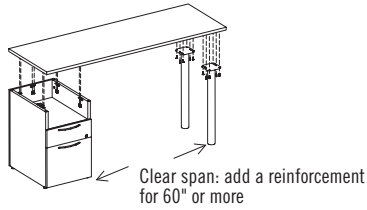
Start a panel run from a wall, a pillar... Screw the wall-starter, snap a 180° connector between the starter and the panel, *et voilà!* Really simple, isn't it?



SURFACES

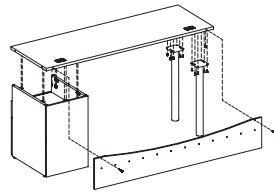
Surfaces without GR in their product code are neither equipped with grommets nor pre-drilled along the edges.

Metal-on-metal assembly.



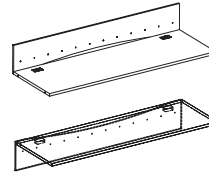
GR SURFACES

When GR is specified in the surface product code, one or more grommets are added. In addition, pre-drillings along the edges enables compatibility with SC screens.



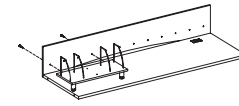
SC SCREENS

SC screens may be installed and positioned as modesty panels or as privacy screens, according to needs.



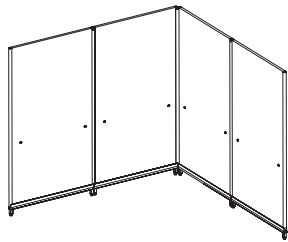
SH SHELVES

SH shelves are used jointly with SC screens.

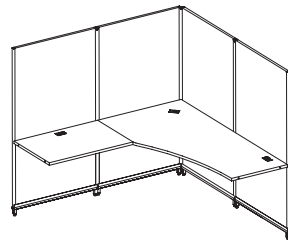


HOW TO SPECIFY

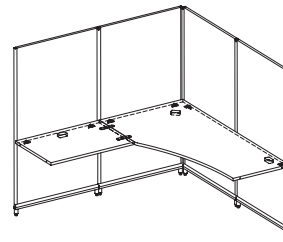
1. Order panels and stackables.



2. Order surfaces.



3. Order supports.



4. Add complementary parts.

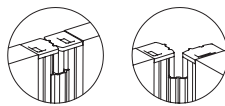
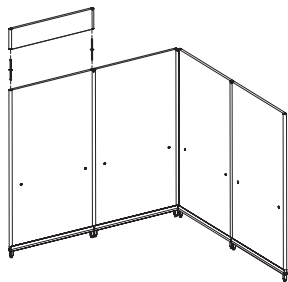
- Metal legs
- Storage units, pedestals
- Accessories

Surface types:

- Rectangular
- Asymmetrical
- Extended corners
- 120° corners

- 2 surface supports per panel side (PNNN-SB sold separately, 10/pack)
- 2 connection plates per surface joint (LGC-FLP sold separately, 10/pack)

NOTES:

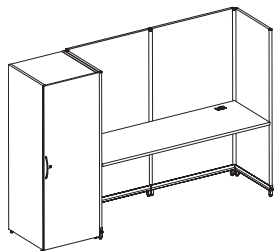


Panel connectors supplied with panels.



Stackable panel connectors included.

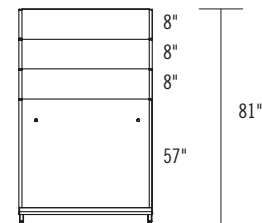
RECOMMENDATIONS AND GOOD PRACTICES



It is recommended that panel arrangements be stabilized by fastening them to the surfaces and by pressing other furniture against them if possible.

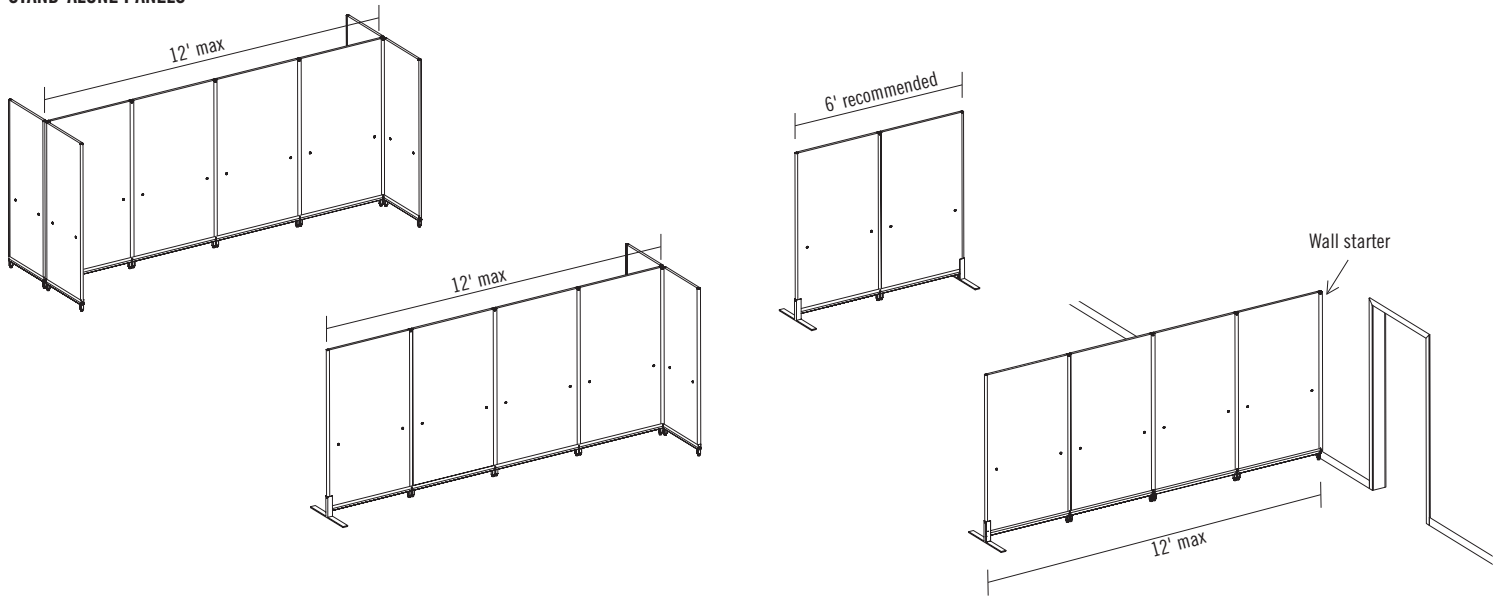
GENERAL RULES

- Maximum monolith height: 65" with stackables: 81"
- available in 8" H (203 mm), 12" H (304 mm) and 16" H (406 mm)
- Maximum number of stackable panels that can be stacked: 3 (including glass panels)

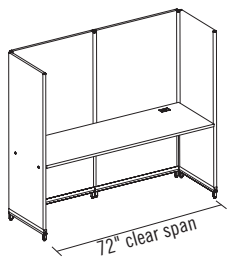


RECOMMENDATIONS AND GOOD PRACTICES (CONT'D)

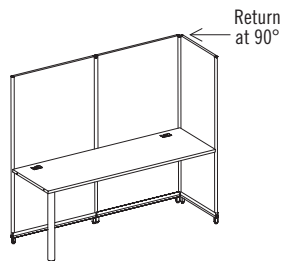
STAND-ALONE PANELS



SURFACES

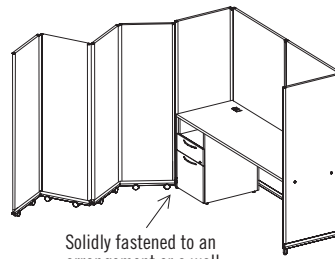


When the span exceeds 72", it is recommended that a metal leg or a storage unit be added to support the surface.

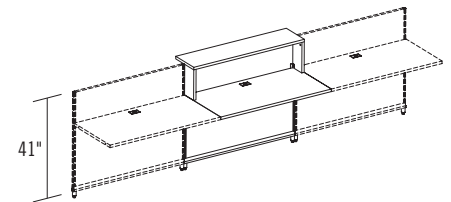


All arrangements of panels, surfaces and metal legs must include at least 1 return panel positioned at a 90° angle.

ACCORDION PANEL



TRANSACTION SHELVES



- Fits only on 41"-tall panels.
- Must have a surface on 1 side of panel.

* For electrification and communication, refer to ELECTRICOM II on page 143.


Other uses:

PanGram panels may be used in conjunction with any other Lacasse collection. The highly effective Velcro strip supplied with the panels enables the latter to be properly secured to the units.

EDGE BANDING

Furniture with 1" (25 mm) thick tops.

N Edge – 1" (25 mm)




Smooth, 1/8" (3 mm) thick edge.


The N edge is matched with the finish specified for the surface.

HANDLES AND LEGS

Choices of 2 molded metal handles and 2 types of legs: square 2" (50 mm) or round 2½" (63,5 mm) in diameter. All are offered finished Anthracite Grey or Silver.




QA – Square, Anthracite Grey



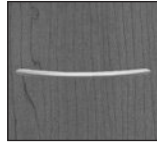
QS – Square, Silver



Q – Square



VA – Round, Anthracite Grey



VS – Round, Silver



V – Round

CODIFICATION

Series	Options		
	Thickness	Handles / Legs	Accent color
P	1 Thermofused laminate 1"	Q Square V Round	A Anthracite Grey S Silver

READY TO SHIP IN 5 DAYS!

Several suggested layouts, components and accessories identified by this pictogram are part of the **Lacasse quick delivery program**.

Please refer to page 3 for complete program details.



	W x D x H (in)	W x D x H (mm)	Code	Price (\$)
--	----------------	----------------	------	------------

LAMINATE PANELS

Metal base. Levelers allow 1¼" height adjustment. Supports for surfaces can be installed on both sides of the panel. 90° and 180° connectors included.

33" H panels	W x D x H (in)	W x D x H (mm)	Code	Price (\$)
	20 x 1 x 33	500 x 25 x 837	PNN_-SFLX3320	368
	24 x 1 x 33	600 x 25 x 837	PNN_-SFLX3324	391
	30 x 1 x 33	750 x 25 x 837	PNN_-SFLX3330	424
	36 x 1 x 33	900 x 25 x 837	PNN_-SFLX3336	448
	42 x 1 x 33	1050 x 25 x 837	PNN_-SFLX3342	469
	48 x 1 x 33	1200 x 25 x 837	PNN_-SFLX3348	494

Specify the accent color (A, S).

41" H panels	W x D x H (in)	W x D x H (mm)	Code	Price (\$)
	20 x 1 x 41	500 x 25 x 1040	PNN_-SFLX4120	391
	24 x 1 x 41	600 x 25 x 1040	PNN_-SFLX4124	424
	30 x 1 x 41	750 x 25 x 1040	PNN_-SFLX4130	448
	36 x 1 x 41	900 x 25 x 1040	PNN_-SFLX4136	469
	42 x 1 x 41	1050 x 25 x 1040	PNN_-SFLX4142	494
	48 x 1 x 41	1200 x 25 x 1040	PNN_-SFLX4148	526

Specify the accent color (A, S).

57" H panels	W x D x H (in)	W x D x H (mm)	Code	Price (\$)
	20 x 1 x 57	500 x 25 x 1446	PNN_-SFLX5720	424
	24 x 1 x 57	600 x 25 x 1446	PNN_-SFLX5724	448
	30 x 1 x 57	750 x 25 x 1446	PNN_-SFLX5730	469
	36 x 1 x 57	900 x 25 x 1446	PNN_-SFLX5736	494
	42 x 1 x 57	1050 x 25 x 1446	PNN_-SFLX5742	526
	48 x 1 x 57	1200 x 25 x 1446	PNN_-SFLX5748	557

Specify the accent color (A, S).

	W x D x H (in)	W x D x H (mm)	Code	Price (\$)
--	----------------	----------------	------	------------

65" H panels	20 x 1 x 65	500 x 25 x 1650	PNN_-SFLX6520	448
	24 x 1 x 65	600 x 25 x 1650	PNN_-SFLX6524	469
	30 x 1 x 65	750 x 25 x 1650	PNN_-SFLX6530	494
	36 x 1 x 65	900 x 25 x 1650	PNN_-SFLX6536	526
	42 x 1 x 65	1050 x 25 x 1650	PNN_-SFLX6542	557
	48 x 1 x 65	1200 x 25 x 1650	PNN_-SFLX6548	583

Specify the accent color (A, S).

STACKABLE LAMINATE PANELS

90° and 180° connectors included.

8" H panels	W x D x H (in)	W x D x H (mm)	Code	Price (\$)
	20 x 1 x 8	500 x 25 x 203	PNN_-SOLX0820	260
	24 x 1 x 8	600 x 25 x 203	PNN_-SOLX0824	272
	30 x 1 x 8	750 x 25 x 203	PNN_-SOLX0830	285
	36 x 1 x 8	900 x 25 x 203	PNN_-SOLX0836	297
	42 x 1 x 8	1050 x 25 x 203	PNN_-SOLX0842	310
	48 x 1 x 8	1200 x 25 x 203	PNN_-SOLX0848	328

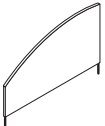
Specify the accent color (A, S).


12" H panels	W x D x H (in)	W x D x H (mm)	Code	Price (\$)
	20 x 1 x 12	500 x 25 x 304	PNN_-SOLX1220	266
	24 x 1 x 12	600 x 25 x 304	PNN_-SOLX1224	278
	30 x 1 x 12	750 x 25 x 304	PNN_-SOLX1230	292
	36 x 1 x 12	900 x 25 x 304	PNN_-SOLX1236	305
	42 x 1 x 12	1050 x 25 x 304	PNN_-SOLX1242	316
	48 x 1 x 12	1200 x 25 x 304	PNN_-SOLX1248	336


Specify the accent color (A, S).

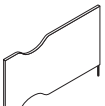
16" H panels	W x D x H (in)	W x D x H (mm)	Code	Price (\$)
	20 x 1 x 16	500 x 25 x 406	PNN_-SOLX1620	272
	24 x 1 x 16	600 x 25 x 406	PNN_-SOLX1624	285
	30 x 1 x 16	750 x 25 x 406	PNN_-SOLX1630	297
	36 x 1 x 16	900 x 25 x 406	PNN_-SOLX1636	310
	42 x 1 x 16	1050 x 25 x 406	PNN_-SOLX1642	328
	48 x 1 x 16	1200 x 25 x 406	PNN_-SOLX1648	343



Specify the accent color (A, S).

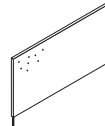
	W x D x H (in)	W x D x H (mm)	Code	Price (\$)
CURVED STACKABLE LAMINATE PANELS				
<i>90° and 180° connectors included.</i>				
16" H panels 	20 x 1 x 16	500 x 25 x 406	PNN_-SOLX1620C	278
	24 x 1 x 16	600 x 25 x 406	PNN_-SOLX1624C	292
	30 x 1 x 16	750 x 25 x 406	PNN_-SOLX1630C	305
	36 x 1 x 16	900 x 25 x 406	PNN_-SOLX1636C	316
	42 x 1 x 16	1050 x 25 x 406	PNN_-SOLX1642C	336
	48 x 1 x 16	1200 x 25 x 406	PNN_-SOLX1648C	349
	Specify the accent color (A, S).			


	W x D x H (in)	W x D x H (mm)	Code	Price (\$)
OPEN STACKABLE LAMINATE PANELS				
<i>90° and 180° connectors included.</i>				
8" H panels 	20 x 1 x 8	500 x 25 x 203	PNN_-SOLX08200	297
	24 x 1 x 8	600 x 25 x 203	PNN_-SOLX08240	310
	30 x 1 x 8	750 x 25 x 203	PNN_-SOLX08300	328
	36 x 1 x 8	900 x 25 x 203	PNN_-SOLX08360	349
	42 x 1 x 8	1050 x 25 x 203	PNN_-SOLX08420	368
	48 x 1 x 8	1200 x 25 x 203	PNN_-SOLX08480	385
	Specify the accent color (A, S).			


	W x D x H (in)	W x D x H (mm)	Code	Price (\$)
12" H panels 	20 x 1 x 12	500 x 25 x 304	PNN_-SOLX12200	305
	24 x 1 x 12	600 x 25 x 304	PNN_-SOLX12240	316
	30 x 1 x 12	750 x 25 x 304	PNN_-SOLX12300	336
	36 x 1 x 12	900 x 25 x 304	PNN_-SOLX12360	354
	42 x 1 x 12	1050 x 25 x 304	PNN_-SOLX12420	374
	48 x 1 x 12	1200 x 25 x 304	PNN_-SOLX12480	391
	Specify the accent color (A, S).			


	W x D x H (in)	W x D x H (mm)	Code	Price (\$)
16" H panels 	20 x 1 x 16	500 x 25 x 406	PNN_-SOLX16200	310
	24 x 1 x 16	600 x 25 x 406	PNN_-SOLX16240	328
	30 x 1 x 16	750 x 25 x 406	PNN_-SOLX16300	343
	36 x 1 x 16	900 x 25 x 406	PNN_-SOLX16360	360
	42 x 1 x 16	1050 x 25 x 406	PNN_-SOLX16420	380
	48 x 1 x 16	1200 x 25 x 406	PNN_-SOLX16480	406
	Specify the accent color (A, S).			

	W x D x H (in)	W x D x H (mm)	Code	Price (\$)
STACKABLE FABRIC PANELS				
<i>90° and 180° connectors included. These prices are applicable for United Chair® Grade 1 and 2 fabrics. For other United Chair® grades add: Grade 3: 15%, Grade 4: 20%, Grade 5: 25%, Grade 6: 30%, Grade 7: 35%.</i>				
8" H panels 	20 x 1 x 8	500 x 25 x 203	PNN_-SOFX0820	343
	24 x 1 x 8	600 x 25 x 203	PNN_-SOFX0824	354
	30 x 1 x 8	750 x 25 x 203	PNN_-SOFX0830	368
	36 x 1 x 8	900 x 25 x 203	PNN_-SOFX0836	380
	42 x 1 x 8	1050 x 25 x 203	PNN_-SOFX0842	391
	48 x 1 x 8	1200 x 25 x 203	PNN_-SOFX0848	406
	Specify the accent color (A, S).			
12" H panels 	20 x 1 x 12	500 x 25 x 304	PNN_-SOFX1220	349
	24 x 1 x 12	600 x 25 x 304	PNN_-SOFX1224	360
	30 x 1 x 12	750 x 25 x 304	PNN_-SOFX1230	374
	36 x 1 x 12	900 x 25 x 304	PNN_-SOFX1236	385
	42 x 1 x 12	1050 x 25 x 304	PNN_-SOFX1242	406
	48 x 1 x 12	1200 x 25 x 304	PNN_-SOFX1248	418
	Specify the accent color (A, S).			

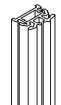
	W x D x H (in)	W x D x H (mm)	Code	Price (\$)
16" H panels 	20 x 1 x 16	500 x 25 x 406	PNN_-SOFX1620	354
	24 x 1 x 16	600 x 25 x 406	PNN_-SOFX1624	368
	30 x 1 x 16	750 x 25 x 406	PNN_-SOFX1630	380
	36 x 1 x 16	900 x 25 x 406	PNN_-SOFX1636	391
	42 x 1 x 16	1050 x 25 x 406	PNN_-SOFX1642	418
	48 x 1 x 16	1200 x 25 x 406	PNN_-SOFX1648	431
	Specify the accent color (A, S).			

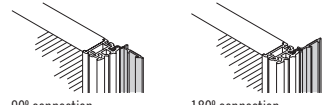
	W x D x H (in)	W x D x H (mm)	Code	Price (\$)
TRANSLUCENT SCREENS				
<i>Required assembly hardware included.</i>				
8" H screens 	20 x ¼ x 8	461 x 6 x 203	PNN_-SAGX0820	234
	24 x ¼ x 8	561 x 6 x 203	PNN_-SAGX0824	247
	30 x ¼ x 8	711 x 6 x 203	PNN_-SAGX0830	260
	36 x ¼ x 8	861 x 6 x 203	PNN_-SAGX0836	272
	42 x ¼ x 8	1011 x 6 x 203	PNN_-SAGX0842	285
	48 x ¼ x 8	1161 x 6 x 203	PNN_-SAGX0848	297
	Specify the accent color (A, S).			

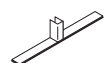
	W x D x H (in)	W x D x H (mm)	Code	Price (\$)
12" H screens 	20 x ¼ x 12	461 x 6 x 304	PNN_-SAGX1220	260
	24 x ¼ x 12	561 x 6 x 304	PNN_-SAGX1224	272
	30 x ¼ x 12	711 x 6 x 304	PNN_-SAGX1230	285
	36 x ¼ x 12	861 x 6 x 304	PNN_-SAGX1236	297
	42 x ¼ x 12	1011 x 6 x 304	PNN_-SAGX1242	310
	48 x ¼ x 12	1161 x 6 x 304	PNN_-SAGX1248	336
	Specify the accent color (A, S).			

	W x D x H (in)	W x D x H (mm)	Code	Price (\$)
16" H screens 	20 x ¼ x 16	461 x 6 x 406	PNN_-SAGX1620	285
	24 x ¼ x 16	561 x 6 x 406	PNN_-SAGX1624	297
	30 x ¼ x 16	711 x 6 x 406	PNN_-SAGX1630	310
	36 x ¼ x 16	861 x 6 x 406	PNN_-SAGX1636	336
	42 x ¼ x 16	1011 x 6 x 406	PNN_-SAGX1642	349
	48 x ¼ x 16	1161 x 6 x 406	PNN_-SAGX1648	368
	Specify the accent color (A, S).			

	W x D x H (in)	W x D x H (mm)	Code	Price (\$)
MOBILE LAMINATE FOLDING SCREENS				
<i>Four sections 20" wide. Note: Must be attached to a wall, furniture or fixed panel. Total height of panels must not exceed 65" H.</i>				
	20 x 1 x 20	500 x 25 x 508	PNN_-SOLX1620	1,170
	20 x 1 x 24	500 x 25 x 609	PNN_-SOLX1624	1,304
	20 x 1 x 30	500 x 25 x 760	PNN_-SOLX1630	1,436
Items discontinued				
Specify the accent color (A, S).				

	W x D x H (in)	W x D x H (mm)	Code	Price (\$)
Wall starter 	1 x 7/8 x 30	25 x 22 x 728	PNN_-WF33	120
	1 x 7/8 x 38	25 x 22 x 931	PNN_-WF41	132
	1 x 7/8 x 54	25 x 22 x 1337	PNN_-WF57	146
	1 x 7/8 x 63	25 x 22 x 1542	PNN_-WF65	159
	Specify the accent color (A, S).			


	W x D x H (in)	W x D x H (mm)	Code	Price (\$)
Hardware for fastening panel to furniture (plastic) 	1½ x 3/8 x 70	37 x 9 x 1773	PNN_-FPBP73	114
	Specify the accent color (A, S).			
<i>90° connection</i>				
<i>180° connection</i>				

	W x D x H (in)	W x D x H (mm)	Code	Price (\$)
Stabilizer foot 	<i>Total height of panels must not exceed 65" H.</i>			
	22 x 2 x 8	550 x 50 x 220	PNN_-PS22	195
Specify the accent color (A, S).				


	W x D x H (in)	W x D x H (mm)	Code	Price (\$)
--	----------------	----------------	------	------------

SURFACES EQUIPPED WITH GROMMET AND PRE-DRILLED FOR SC SCREENS


Order a LGC-BAR for all surfaces wider than 60" not supported by a pedestal or other storage unit, refer to page 103. Required assembly hardware for panel (PNNN-SB) sold separately, refer to page 100. Shapes and sizes of the modular surfaces coordinate with those of freestanding furniture. Use tubular legs (with or without casters), storage units, lateral files, etc. as supports.

Compatible with PanGram privacy screens.				
Rectangular surfaces				
	72 x 24 x 1	1800 x 600 x 25	P1N_TR2472GR	418
	66 x 24 x 1	1650 x 600 x 25	P1N_TR2466GR	400
	60 x 24 x 1	1500 x 600 x 25	P1N_TR2460GR	380
72" to 60": 2 grommets	54 x 24 x 1	1350 x 600 x 25	P1N_TR2454GR	360
48" to 36": 1 grommet	48 x 24 x 1	1250 x 600 x 25	P1N_TR2448GR	343
	42 x 24 x 1	1050 x 600 x 25	P1N_TR2442GR	316
	36 x 24 x 1	900 x 600 x 25	P1N_TR2436GR	297

Specify the accent color (A, S).


Compatible with PanGram privacy screens.				
D-shaped surfaces				
	78 x 36 x 1	1950 x 900 x 25	P1N_TD3678GR	519
	78 x 30 x 1	1950 x 750 x 25	P1N_TD3078GR	487
	60 x 30 x 1	1500 x 750 x 25	P1N_TD3060GR	424

Specify the accent color (A, S).

Compatible with PanGram privacy screens.				
Left extended corner surfaces, 24" D				
	72 x 36 x 1	1800 x 900 x 25	P1N_TC723624GR	500
	54 x 36 x 1	1350 x 900 x 25	P1N_TC543624GR	448


Specify the accent color (A, S).

72": 2 grommets
54": 1 grommet

Compatible with PanGram privacy screens.				
Right extended corner surfaces, 24" D				
	72 x 36 x 1	1800 x 900 x 25	P1N_TC36724GR	500
	54 x 36 x 1	1350 x 900 x 25	P1N_TC365424GR	448


Specify the accent color (A, S).

72": 2 grommets
54": 1 grommet

Compatible with PanGram privacy screens.				
Asymmetrical surfaces, 24" on left, 30" on right				
	72 x 30 x 1	1800 x 750 x 25	P1N_TA247230GR	487
	66 x 30 x 1	1650 x 750 x 25	P1N_TA246630GR	475
	60 x 30 x 1	1500 x 750 x 25	P1N_TA246030GR	463
	54 x 30 x 1	1350 x 750 x 25	P1N_TA245430GR	448
	36 x 30 x 1	900 x 750 x 25	P1N_TA243630GR	437


Specify the accent color (A, S).

72" to 60": 2 grommets
54" to 36": 1 grommet


Compatible with PanGram privacy screens.				
Asymmetrical surfaces, 30" on left, 24" on right				
	72 x 30 x 1	1800 x 750 x 25	P1N_TA307224GR	487
	66 x 30 x 1	1650 x 750 x 25	P1N_TA306624GR	475
	60 x 30 x 1	1500 x 750 x 25	P1N_TA306024GR	463
	54 x 30 x 1	1350 x 750 x 25	P1N_TA305424GR	448
	36 x 30 x 1	900 x 750 x 25	P1N_TA303624GR	437

Specify the accent color (A, S).

72" to 60": 2 grommets
54" to 36": 1 grommet

Not compatible with PanGram privacy screens. Can accommodate 5 legs.				
120° surfaces, 30" D				
	48 x 30 x 1	1200 x 750 x 25	P1N_TCA3048GR	866
	42 x 30 x 1	1050 x 750 x 25	P1N_TCA3042GR	797
	36 x 30 x 1	900 x 750 x 25	P1N_TCA3036GR	728

Specify the accent color (A, S).

	W x D x H (in)	W x D x H (mm)	Code	Price (\$)
120° surfaces, 24" D	Not compatible with PanGram privacy screens. Can accommodate 5 legs.			
	48 x 24		2448GR	823
	42 x 24		2442GR	754
	36 x 24		2436GR	689


Item discontinued

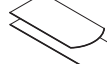
Specify


Kit of 10 brackets with hardware to mount surfaces on laminate panels. Panel can receive 2 brackets on each side.				
Panel bracket kit	2 x 1¼ x 1½	50 x 33 x 38	PNNN-SB	64


SURFACES


Order a LGC-BAR for all surfaces wider than 60" not supported by a pedestal or other storage unit, refer to page 103. Required assembly hardware for panel (PNNN-SB) sold separately, refer to page 100. Shapes and sizes of the modular surfaces coordinate with those of freestanding furniture. Use tubular legs (with or without casters), storage units, lateral files, etc. as supports.


Not compatible with PanGram privacy screens.				
Rectangular surfaces				
	72 x 24 x 1	1800 x 600 x 25	P1NN-TR2472	391
	66 x 24 x 1	1650 x 600 x 25	P1NN-TR2466	374
	60 x 24 x 1	1500 x 600 x 25	P1NN-TR2460	354
	54 x 24 x 1	1350 x 600 x 25	P1NN-TR2454	336
	48 x 24 x 1	1200 x 600 x 25	P1NN-TR2448	328
	42 x 24 x 1	1050 x 600 x 25	P1NN-TR2442	305
	36 x 24 x 1	900 x 600 x 25	P1NN-TR2436	285
	18 x 24 x 1	450 x 600 x 25	P1NN-TR2418	247


Not compatible with PanGram privacy screens.				
D-shaped surfaces				
	78 x 36 x 1	1950 x 900 x 25	P1NN-TD3678	507
	78 x 30 x 1	1950 x 750 x 25	P1NN-TD3078	475
	60 x 30 x 1	1500 x 750 x 25	P1NN-TD3060	412


Not compatible with PanGram privacy screens.				
Left extended corner surfaces, 24" D				
	72 x 36 x 1	1800 x 900 x 25	P1NN-TC723624	475
	54 x 36 x 1	1350 x 900 x 25	P1NN-TC543624	424

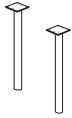

Not compatible with PanGram privacy screens.				
Right extended corner surfaces, 24" D				
	72 x 36 x 1	1800 x 900 x 25	P1NN-TC367224	475
	54 x 36 x 1	1350 x 900 x 25	P1NN-TC365424	424

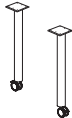
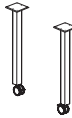
Not compatible with PanGram privacy screens.				
Asymmetrical surfaces, 24" on left, 30" on right				
	72 x 30 x 1	1800 x 750 x 25	P1NN-TA247230	463
	66 x 30 x 1	1650 x 750 x 25	P1NN-TA246630	448
	60 x 30 x 1	1500 x 750 x 25	P1NN-TA246030	437
	54 x 30 x 1	1350 x 750 x 25	P1NN-TA245430	424
	36 x 30 x 1	900 x 750 x 25	P1NN-TA243630	412

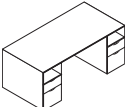
Not compatible with PanGram privacy screens.				
Asymmetrical surfaces, 30" on left, 24" on right				
	72 x 30 x 1	1800 x 750 x 25	P1NN-TA307224	463
	66 x 30 x 1	1650 x 750 x 25	P1NN-TA306624	448
	60 x 30 x 1	1500 x 750 x 25	P1NN-TA306024	437
	54 x 30 x 1	1350 x 750 x 25	P1NN-TA305424	424
	36 x 30 x 1	900 x 750 x 25	P1NN-TA303624	412

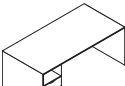
Not compatible with PanGram privacy screens. Can accommodate 5 legs.				
120° surfaces, 30" D				
	48 x 30 x 1	1200 x 750 x 25	P1NN-TCA3048	854
	42 x 30 x 1	1050 x 750 x 25	P1NN-TCA3042	785
	36 x 30 x 1	900 x 750 x 25	P1NN-TCA3036	716

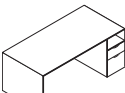
	W x D x H (in)	W x D x H (mm)	Code	Price (\$)
120° surfaces, 24" D	<i>Not compatible with PanGram privacy screens. Can accommodate 5 legs.</i>			
	48 x 24 x 1	1200 x 600 x 25	P1NN-TCA2448	811
	42 x 24 x 1	1050 x 600 x 25	P1NN-TCA2442	740
	36 x 24 x 1	900 x 600 x 25	P1NN-TCA2436	677


Metal fixed legs				
<i>Round leg.</i>				
	2 x 2 x 28	51 x 51 x 713	TNN_-VTL	132
Specify the accent color (A, S).				
<i>Square leg.</i>				
	2 x 2 x 28	51 x 51 x 713	TNN_-QTL	132
Specify the accent color (A, S).				
<i>2 round legs.</i>				
	2 x 2 x 28	51 x 51 x 713	TNN_-VTL2	260
Specify the accent color (A, S).				
<i>2 square legs.</i>				
	2 x 2 x 28	51 x 51 x 713	TNN_-QTL2	260
Specify the accent color (A, S).				


Metal mobile legs				
<i>Round leg.</i>				
	2 x 2 x 28	51 x 51 x 713	TNN_-MVTL	132
Specify the accent color (A, S).				
<i>Square leg.</i>				
	2 x 2 x 28	51 x 51 x 713	TNN_-MQTL	132
Specify the accent color (A, S).				
<i>2 round legs.</i>				
	2 x 2 x 28	51 x 51 x 713	TNN_-MVTL2	260
Specify the accent color (A, S).				
<i>2 square legs.</i>				
	2 x 2 x 28	51 x 51 x 713	TNN_-MQTL2	260
Specify the accent color (A, S).				


Double pedestal desks				
<i>2 pedestals with locks, 2 box drawers and 2 file drawers with suspension bars. Pencil tray. Recessed, full-height modesty panel.</i>				
	72 x 36 x 29	1800 x 900 x 735	P1__-F3672F	1,760
	60 x 30 x 29	1500 x 750 x 735	P1__-F3060F	1,562
Specify the handle code (Q, V). Specify the accent color (A, S).				

Left single pedestal desks				
<i>1 pedestal on left with lock, 1 box drawer and 1 file drawer with suspension bar. Pencil tray. Recessed, full-height modesty panel.</i>				
	72 x 36 x 29	1800 x 900 x 735	P1__-F3672S	1,387
	66 x 30 x 29	1650 x 750 x 735	P1__-F3066S	1,261
Specify the handle code (Q, V). Specify the accent color (A, S).				


Right single pedestal desks				
<i>1 pedestal on right with lock, 1 box drawer and 1 file drawer with suspension bar. Pencil tray. Recessed, full-height modesty panel.</i>				
	72 x 36 x 29	1800 x 900 x 735	P1__-S3672F	1,387
	66 x 30 x 29	1650 x 750 x 735	P1__-S3066F	1,261
Specify the handle code (Q, V). Specify the accent color (A, S).				

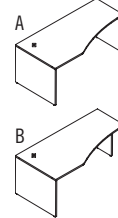
	W x D x H (in)	W x D x H (mm)	Code	Price (\$)
Left executive return	<i>1 pedestal on left with lock, 1 box drawer and 1 file drawer with suspension bar. Pencil tray. Grommet.</i>			
	42 x 24 x 29	1050 x 600 x 735	P1__-F2442R	987
Specify the handle code (Q, V). Specify the accent color (A, S).				


Right executive return				
<i>1 pedestal on right with lock, 1 box drawer and 1 file drawer with suspension bar. Pencil tray. Grommet.</i>				
	42 x 24 x 29	1050 x 600 x 735	P1__-R2442F	987
Specify the handle code (Q, V). Specify the accent color (A, S).				

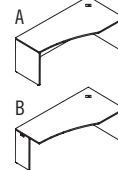
D-shaped work surface				
<i>Grommet. Legs included.</i>				
	78 x 36 x 29	1950 x 900 x 735	P1__-BT3678	918
Specify the leg code (Q, V). Specify the accent color (A, S).				

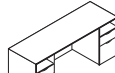
Packaged in 2 boxes.


Right extended corner modules – 24" D				
<i>Full-height modesty panel. 1 grommet.</i>				
	72 x 36 x 29	1800 x 900 x 735	P1N_-CM367224_	1,083
Specify the accent color (A, S). Specify panel legs (A, B).				

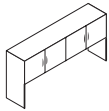


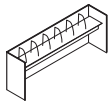
Left extended corner modules – 24" D				
<i>Full-height modesty panel. 1 grommet.</i>				
	72 x 36 x 29	1800 x 900 x 735	P1N_-CM723624_	1,083
Specify the accent color (A, S). Specify panel legs (A, B).				





Open credenza				
<i>2 pedestals with locks, 2 box drawers and 2 file drawers with suspension bars. Pencil tray. Grommet on back.</i>				
	72 x 24 x 29	1800 x 600 x 735	P1__-F2472F	1,645
Specify the handle code (Q, V). Specify the accent color (A, S).				


Mobile EDP tables				
<i>Reversible integrated CPU stand. Casters. 2 grommets. The top part is removable and can be replaced with a privacy screen 02-SC48 or 02-SC36.</i>				
	54 x 24 x 29	1350 x 600 x 735	P1N_-MDT2454	1,083
	42 x 24 x 29	1050 x 600 x 735	P1N_-MDT2442	1,019
Specify the accent color (A, S).				


	W x D x H (in)	W x D x H (mm)	Code	Price (\$)
Hutches with doors – 36" H	<i>Clearance: 19". No back on the bottom. 1 tone only.</i>			
	72 x 16 x 36	1800 x 400 x 900	P1__-E723616P	1,164
	66 x 16 x 36	1650 x 400 x 900	P1__-E663616P	1,114
	60 x 16 x 36	1500 x 400 x 900	P1__-E603616P	1,049
	54 x 16 x 36	1350 x 400 x 900	P1__-E543616P	1,007
	48 x 16 x 36	1200 x 400 x 900	P1__-E483616P	937
	42 x 16 x 36	1050 x 400 x 900	P1__-E423616P	866
	36 x 16 x 36	900 x 400 x 900	P1__-E363616P	785
	Specify the handle code (Q, V). Specify the accent color (A, S).			


	W x D x H (in)	W x D x H (mm)	Code	Price (\$)
Open hutches – 28" H	<i>Clearance: 17 5/8". Grommet. Full-width wire access. Can accommodate a tackboard, refer to page 147.</i>			
	72 x 16 x 28	1800 x 380 x 710	PNN_-E722816	704
	66 x 16 x 28	1650 x 380 x 710	PNN_-E662816	671
	60 x 16 x 28	1500 x 380 x 710	PNN_-E602816	627
	54 x 16 x 28	1350 x 380 x 710	PNN_-E542816	590
	48 x 16 x 28	1200 x 380 x 710	PNN_-E482816	550
	Specify the accent color (A, S).			

	W x D x H (in)	W x D x H (mm)	Code	Price (\$)
Lateral file unit	<i>2 file drawers with suspension bars. Lock. Optional counterweight to meet BIFMA standards, refer to page 149.</i>			
	36 x 24 x 29	900 x 600 x 735	P1__-2436LF	1,140
	Specify the handle code (Q, V). Specify the accent color (A, S).			

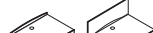
	W x D x H (in)	W x D x H (mm)	Code	Price (\$)
Bookcase unit with doors	<i>Adjustable shelf. Lock.</i>			
	36 x 24 x 29	900 x 600 x 735	P1__-2436B	929
	Specify the handle code (Q, V). Specify the accent color (A, S).			


	W x D x H (in)	W x D x H (mm)	Code	Price (\$)
Combination unit	<i>1 box drawer and 1 file drawer with suspension bar. Lock. Pencil tray. Optional counterweight to meet BIFMA standards, refer to page 149.</i>			
	36 x 24 x 29	900 x 600 x 735	P1__-2436W	1,183
	Specify the handle code (Q, V). Specify the accent color (A, S).			


	W x D x H (in)	W x D x H (mm)	Code	Price (\$)
Support / lateral file unit	<i>2 file drawers with suspension bars. Lock. 1 tone only.</i>			
	36 x 24 x 28	900 x 600 x 710	PN_-2436LFL	1,019
	Specify the handle code (Q, V). Specify the accent color (A, S).			


	W x D x H (in)	W x D x H (mm)	Code	Price (\$)
Support / lateral file unit	<i>1 box drawer, 1 file drawer with suspension bar. Pencil tray. Lock. 1 tone only.</i>			
	36 x 24 x 28	900 x 600 x 710	PN_-2436WL	992
	Specify the handle code (Q, V). Specify the accent color (A, S).			


MOBILE COMPONENTS


 The top part of the 41" H is removable and can be replaced with a screen (02-SC36 or 02-SC24).


	W x D x H (in)	W x D x H (mm)	Code	Price (\$)
Utility units – 41" H	<i>1 box drawer. 1 adjustable shelf. Casters. Grommet. Lock. 6 wire dividers included.</i>			
	36 x 21 x 41	900 x 525 x 1037	P1__-ME213641U	1,114
	Specify the handle code (Q, V). Specify the accent color (A, S).			
	<i>4 wire dividers included.</i>			
	24 x 21 x 41	600 x 525 x 1037	P1__-ME212441U	987
	Specify the handle code (Q, V). Specify the accent color (A, S).			

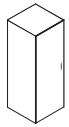
	W x D x H (in)	W x D x H (mm)	Code	Price (\$)
Utility units – 25" H	<i>1 box drawer. Casters. Grommet. Lock. 3 wire dividers included.</i>			
	36 x 21 x 25	900 x 525 x 628	P1__-ME213625U	911
	Specify the handle code (Q, V). Specify the accent color (A, S).			
	<i>2 wire dividers included.</i>			
	24 x 21 x 25	600 x 525 x 628	P1__-ME212425U	780
	Specify the handle code (Q, V). Specify the accent color (A, S).			

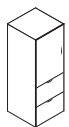
	W x D x H (in)	W x D x H (mm)	Code	Price (\$)
Storage units with doors – 41" H	<i>2 adjustable shelves. Casters. Grommet. 9 wire dividers included.</i>			
	36 x 21 x 41	900 x 525 x 1037	P1__-ME213641B	1,152
	Specify the handle code (Q, V). Specify the accent color (A, S).			
	<i>6 wire dividers included.</i>			
	24 x 21 x 41	600 x 525 x 1037	P1__-ME212441B	1,019
	Specify the handle code (Q, V). Specify the accent color (A, S).			


	W x D x H (in)	W x D x H (mm)	Code	Price (\$)
Storage units with doors – 25" H	<i>1 adjustable shelf. Casters. Grommet. 6 wire dividers included.</i>			
	36 x 21 x 25	900 x 525 x 628	P1__-ME213625B	950
	Specify the handle code (Q, V). Specify the accent color (A, S).			
	<i>4 wire dividers included.</i>			
	24 x 21 x 25	600 x 525 x 628	P1__-ME212425B	817
	Specify the handle code (Q, V). Specify the accent color (A, S).			


	W x D x H (in)	W x D x H (mm)	Code	Price (\$)
Flip extension surface	<i>For mobile storage units.</i>			
	12 x 20 x 1	300 x 509 x 25	P1NN-WS12	272













	W x D x H (in)	W x D x H (mm)	Code	Price (\$)
Handle	<i>For mobile storage units.</i>			
	21 x 6 1/2 x 1 1/2	499 x 161 x 38	PN__-HD21	95
	Specify the handle code (Q, V). Specify the accent color (A, S).			

	W x D x H (in)	W x D x H (mm)	Code	Price (\$)
Storage or wardrobe unit	<i>Reversible door. 3 adjustable shelves, 1 full-width fixed shelf. 1 clothes hanger bar. Lock. 1 tone only.</i>			
	24 x 24 x 65	600 x 600 x 1635	PN__-242465B	1,289
	Specify the handle code (Q, V). Specify the accent color (A, S).			

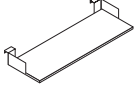

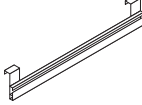


	W x D x H (in)	W x D x H (mm)	Code	Price (\$)
Storage with lateral file	<i>Reversible door. 2 adjustable shelves. 2 file drawers with suspension bars. Lock on box drawers. 1 tone only.</i>			
	24 x 24 x 65	600 x 600 x 1635	PN__-242465FB	1,689
	Specify the handle code (Q, V). Specify the accent color (A, S).			


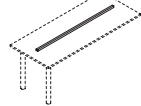




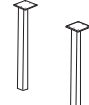


	W x D x H (in)	W x D x H (mm)	Code	Price (\$)
Open bookcases	<i>4 adjustable shelves. 1 tone only.</i>			
	36 x 14 x 65	900 x 350 x 1635	PNNN-B366514	886
	<i>3 adjustable shelves. 1 tone only.</i>			
	36 x 14 x 57	900 x 350 x 1445	PNNN-B365714	811

	W x D x H (in)	W x D x H (mm)	Code	Price (\$)
Supports / storage	<i>2 box drawers, 1 file drawer with suspension bar. Pencil tray. Lock. 1 tone only.</i>			
	18 x 24 x 28	450 x 600 x 710	PN__-P1824UFL	950
	Specify the handle code (Q, V). Specify the accent color (A, S).			

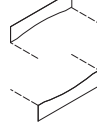






	W x D x H (in)	W x D x H (mm)	Code	Price (\$)
Supports / storage	<i>1 box drawer, 1 file drawer with suspension bar. Pencil tray. Lock. 1 tone only.</i>			
	18 x 24 x 28	450 x 600 x 710	PN__-P1824FL 	848
	Specify the handle code (Q, V). Specify the accent color (A, S).			
Mobile pedestal	<i>2 box drawers, 1 file drawer with suspension bar. Pencil tray. Brakes on front casters. Lock. Goes under a work surface. 1 tone only.</i>			
	15 x 18 x 27	390 x 450 x 689	PN__-MP1518UF 	918
	Specify the handle code (Q, V). Specify the accent color (A, S).			
Mobile pedestal	<i>1 box drawer and 1 file drawer with suspension bar. Pencil tray. Brakes on front casters. Lock. Goes under a work surface. 1 tone only.</i>			
	15 x 18 x 20¾	390 x 450 x 527	PN__-MP1518F 	854
	Specify the handle code (Q, V). Specify the accent color (A, S).			
Mobiles pedestal	<i>1 box drawer, 1 file drawer with suspension bar. Pencil tray. Brakes on front casters. Lock. Goes under a work surface. 1 tone only.</i>			
	15 x 23 x 20¾	390 x 575 x 527	PN__-MP1523F 	886
	Specify the handle code (Q, V). Specify the accent color (A, S).			
Mobile table	<i>Height adjustable, black base on casters.</i>			
	30 x 30 x 22-33	750 x 750 x 550-850	P1NN-MT30 	950
Pigeonholes	<i>4 shelves.</i>			
	18 x 10 x 11	450 x 265 x 274	PNNN-DV1811 	374


ACCESSORIES FOR PANGRAM PANELS

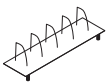
Shelves	<i>Supports included.</i>			
	21 x 7½ x 2¾	496 x 190 x 70	PNN_-SH721	216
	33 x 7½ x 2¾	796 x 190 x 70	PNN_-SH733	223
	Specify the accent color (A, S).			
Pencil tray	12 x 3½ x 2	300 x 90 x 50	PNN_-PH12	87
	Specify the accent color (A, S).			
Metal accessory rails	<i>For rail accessories, refer to page 147.</i>			
	21 x 1½ x 4	496 x 38 x 100	PNN_-RA21	164
	33 x 1½ x 4	796 x 38 x 100	PNN_-RA33	179
	Specify the accent color (A, S).			
Adhesive wire channel	<i>Self-adhesive. Can hold most power bars.</i>			
	68 x 2¼ x 3¼	1700 x 60 x 80	LGC-HWMC72_	126
	44 x 2¼ x 3¼	1100 x 60 x 80	LGC-HWMC48_	103
	20 x 2¼ x 3¼	500 x 60 x 80	LGC-HWMC24_	87
	Specify the accent color (A, S).			
Additional legs	<i>For workstation reconfiguration. For corner modules only.</i>			
	30 x 1 x 27½	750 x 25 x 698	PNNN-L30	170
Full width leg	24 x 1 x 27½	600 x 25 x 698	PNNN-L24	159
	20 x 1 x 27½	500 x 25 x 698	PNNN-L20	146


	W x D x H (in)	W x D x H (mm)	Code	Price (\$)
Additional legs	<i>Recessed leg. For corner modules only.</i>			
	13 x 1 x 27½	330 x 25 x 698	PNNN-L12	132
Work surface reinforcement bar	<i>Black metal.</i>			
	54 x 2 x 1	1372 x 51 x 25	LGC-BAR 	87
42" top	<i>Use with 4 legs.</i>			
	42 x 42 x 1	1050 x 1050 x 25	P1NN-SQ42 	412
Metal fixed legs	<i>Round leg.</i>			
	2 x 2 x 28	51 x 51 x 713	TNN_-VTL	132
	Specify the accent color (A, S).			
	<i>Square leg.</i>			
	2 x 2 x 28	51 x 51 x 713	TNN_-QTL	132
	Specify the accent color (A, S).			
	<i>2 round legs.</i>			
	2 x 2 x 28	51 x 51 x 713	TNN_-VTL2	260
	Specify the accent color (A, S).			
	<i>2 square legs.</i>			
	2 x 2 x 28	51 x 51 x 713	TNN_-QTL2	260
	Specify the accent color (A, S).			

ACCESSORIES

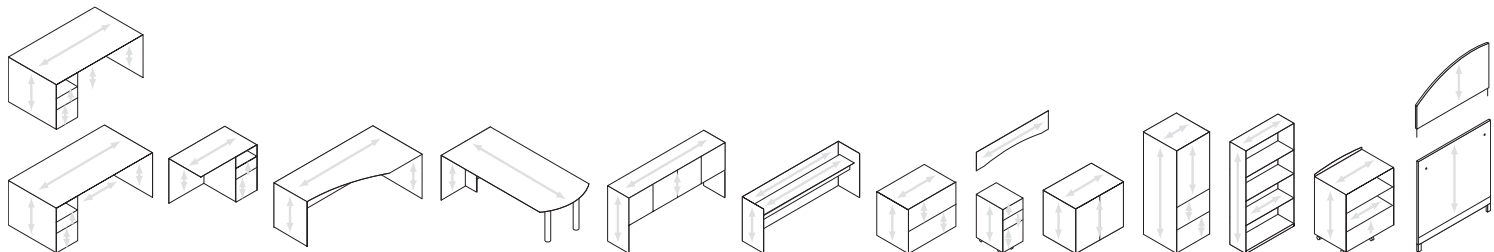
Privacy screens / modesty panels	<i>May be used as a privacy screen or modesty panel. Can accommodate a 8" H tackboard. Perforations to accommodate a shelf with wire dividers. Compatible with surfaces with grommet and mobile storage units when specified only.</i>			
	72 x ¾ x 12	1800 x 16 x 300	PNNN-SC72 	260
	66 x ¾ x 12	1650 x 16 x 300	PNNN-SC66	253
	60 x ¾ x 12	1500 x 16 x 300	PNNN-SC60	247
	54 x ¾ x 12	1350 x 16 x 300	PNNN-SC54 	240
	48 x ¾ x 12	1200 x 16 x 300	PNNN-SC48 	234
	42 x ¾ x 12	1050 x 16 x 300	PNNN-SC42	228
	36 x ¾ x 12	900 x 16 x 300	PNNN-SC36 	223
	30 x ¾ x 12	750 x 16 x 300	PNNN-SC30	216
	24 x ¾ x 12	600 x 16 x 300	PNNN-SC24 	209
Tackboard for panels	<i>To be fixed on laminate panels. These prices are applicable for United Chair® Grade 1 and 2 fabrics. For other United Chair® grades add: Grade 3: 15%, Grade 4: 20%, Grade 5: 25%, Grade 6: 30%, Grade 7: 35%.</i>			
	18 x ½ x 15	437 x 13 x 378	PNNN-TK1815P	260
	22 x ½ x 15	537 x 13 x 378	PNNN-TK2215P	272
	28 x ½ x 15	687 x 13 x 378	PNNN-TK2815P	285
	34 x ½ x 15	837 x 13 x 378	PNNN-TK3415P	297
	40 x ½ x 15	987 x 13 x 378	PNNN-TK4015P	310
	46 x ½ x 15	1137 x 13 x 378	PNNN-TK4615P	328
	Specify the fabric code after the product code.			


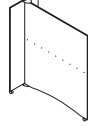
	W x D x H (in)	W x D x H (mm)	Code	Price (\$)
Tackboard for panels	<i>To be fixed on laminate panels. These prices are applicable for United Chair® Grade 1 and 2 fabrics. For other United Chair® grades add: Grade 3: 15%, Grade 4: 20%, Grade 5: 25%, Grade 6: 30%, Grade 7: 35%.</i>			
	18 x ½ x 11	437 x 13 x 276	PNNN-TK1811P	247
	22 x ½ x 11	537 x 13 x 276	PNNN-TK2211P	260
	28 x ½ x 11	687 x 13 x 276	PNNN-TK2811P	272
	34 x ½ x 11	837 x 13 x 276	PNNN-TK3411P	285
	40 x ½ x 11	987 x 13 x 276	PNNN-TK4011P	297
	46 x ½ x 11	1137 x 13 x 276	PNNN-TK4611P	310
Specify the fabric code after the product code.				

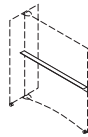
	W x D x H (in)	W x D x H (mm)	Code	Price (\$)
Shelves with wire dividers	<i>Mount on SC screen.</i>			
	42 x 10 x 3¾	1050 x 265 x 91	PN_-SH42	272
	36 x 10 x 3¾	900 x 265 x 91	PN_-SH36	260
	30 x 10 x 3¾	750 x 265 x 91	PN_-SH30	247
	24 x 10 x 3¾	600 x 265 x 91	PN_-SH24	234
	18 x 10 x 3¾	450 x 265 x 91	PN_-SH18	223
Specify the leg code (Q, V). Specify the accent color (A, S).				



	W x D x H (in)	W x D x H (mm)	Code	Price (\$)
Rectangular transaction shelves	<i>Supports included for installation under the shelf. Compatible with 41" H (1040 mm) PanGram laminate panels.</i>			
	54 x 12 x 14½	1350 x 300 x 353	P1NN-TS1254	103
	48 x 12 x 14½	1200 x 300 x 353	P1NN-TS1248	95
	42 x 12 x 14½	1050 x 300 x 353	P1NN-TS1242	87
	36 x 12 x 14½	900 x 300 x 353	P1NN-TS1236	82
	30 x 12 x 14½	750 x 300 x 353	P1NN-TS1230	76



TYPICAL WOOD GRAIN DIRECTION FOR PANGRAM:



	W x D x H (in)	W x D x H (mm)	Code	Price (\$)
Mobile board	<i>Non-magnetic surface for use with dry-erase markers on both sides. Accepts accessory tray.</i>			
	55 x 25 x 65	1375 x 605 x 1600	PNN_-MWB542465	1,289
	Specify the accent color (A, S).			

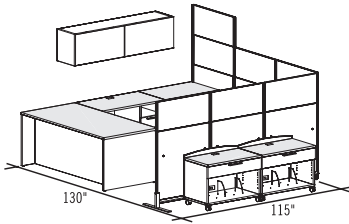
	W x D x H (in)	W x D x H (mm)	Code	Price (\$)
Accessory tray	<i>For mobile board. One tray per mobile board.</i>			
	54 x 21¼ x 2¾	1343 x 68 x 72	PNN_-PH54	153
Specify the accent color (A, S).				

	W x D x H (in)	W x D x H (mm)	Code	Price (\$)
Computer stand	<i>Height adjustable. Integrated CPU stand. Casters. 1 grommet.</i>			
	24 x 25 x 41	600 x 614 x 899	PNN_-MDT252441	1,044
	Specify the accent color (A, S).			

	W x D x H (in)	W x D x H (mm)	Code	Price (\$)
CPU stand	<i>Thermofused laminate. Casters. 1 tone only.</i>			
	12 x 21 x 19	300 x 525 x 590	PNNN-MPU211219	487
				

SUGGESTIONS

P ___-PLAN01



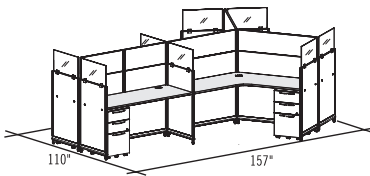
Plan shown in PanGram Flyer:

PNQS-PLAN01 **\$11,404**

- 1 P1QS-S3672F
- 1 P1QS-R2442F
- 1 P1QS-2436W
- 1 ONNN-EM661716D
- 2 P1QS-ME213625U
- 1 PNNS-WF65
- 5 PNNS-SFLX4136
- 5 PNNS-SOFX1636
- 1 PNNS-SOLX1636
- 1 PNNS-PS22

Straight pull (Q), Silver accent (S).

P ___-PLAN02



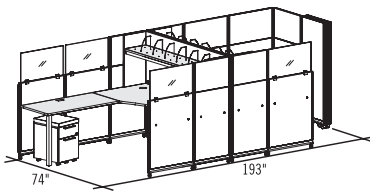
Plan shown in PanGram Flyer:

P1VA-PLAN02 **\$18,113**

- 5 PNVA-MP1518UF
- 2 P1NA-TR2460GR
- 3 P1NA-TC2448GR
- 8 PNNA-SFLX4124
- 3 PNNA-SFLX4148
- 2 PNNA-SFLX4130
- 8 PNNA-SAGX1224
- 2 PNNA-SOFX1230
- 3 PNNA-SOFX1248
- 4 PNNN-SB

Round pull (V), Anthracite Grey accent (A).

P ___-PLAN03



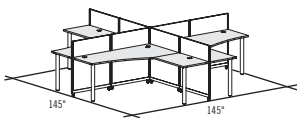
Plan shown in PanGram Flyer:

P1VS-PLAN03 **\$15,659**

- 2 P1NS-TR2448GR
- 1 P1NS-TC367224GR
- 1 P1NS-TC723624GR
- 2 PNNS-E722816
- 2 PNVS-MP1518F
- 2 LGC-CU1518
- 9 PNNS-SFLX4124
- 2 PNNS-SFLX4130
- 2 PNNS-SFLX5736
- 1 PNNS-MSFL45720
- 7 PNNS-SOLX1624
- 2 PNNS-SAGX1624
- 2 PNNS-SAGX1630
- 2 PNNN-SB

Round pull (V), Silver accent (S).

P ___-PLAN04

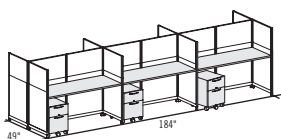


Not shown in PanGram Flyer:

P ___-PLAN04 **\$7,974**

- 2 P1N_-TC367224GR
- 2 P1N_-TC723624GR
- 4 P1N_-TR2436GR
- 4 TNN_-VTL2
- 8 PNN_-SFLX4136

P ___-PLAN05

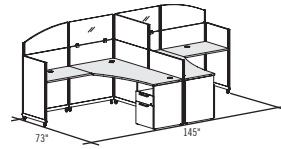


Not shown in PanGram Flyer:

P ___-PLAN05 **\$17,151**

- 6 P1N_-TR2460GR
- 6 PN_-MP1518F
- 8 PNN_-SFLX3324
- 6 PNN_-SFLX3330
- 8 PNN_-SOLX1624
- 6 PNN_-SOLX1630

P ___-PLAN06



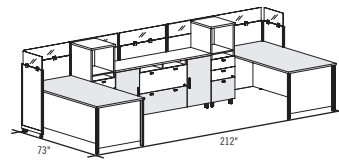
Not shown in PanGram Flyer:

P ___-PLAN06 **\$8,772**

- 1 P1N_-TC367224GR
- 1 P1N_-TC723624GR
- 2 P1N_-TR2436GR
- 2 PN_-P1824FL
- 6 PNN_-SFLX4136
- 2 PNN_-SFLX4124
- 2 PNN_-SAGX1636
- 1 PNN_-SOFX1636
- 2 PNN_-SOLX1636C
- 2 PNNN-SB

Straight pull (Q), Silver accent (S).

P ___-PLAN07

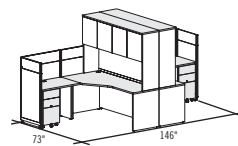


Not shown in PanGram Flyer:

P ___-PLAN07 **\$11,772**

- 2 C3-TD3672
- 2 C3-201849UF
- 1 C3-207233LFB
- 5 PNN_-SFLX4136
- 2 PNN_-SFLX4124
- 5 PNN_-SAGX0836

P ___-PLAN08

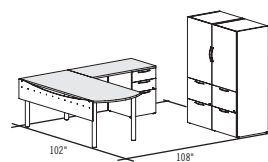


Not shown in PanGram Flyer:

P ___-PLAN08 **\$12,949**

- 1 41NN-CM367224B
- 1 41NN-CM723624B
- 2 41NN-DT436B
- 2 41NN-E724416P
- 2 4N_N-MP1518UF
- 2 PNN_-SFLX4124
- 4 PNN_-SFLX4136
- 2 PNN_-SOFX0824
- 4 PNN_-SOFX0836
- 2 PNNN-SB

P ___-PLAN09

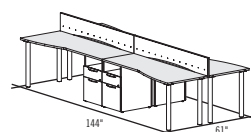


Not shown in PanGram Flyer:

P ___-PLAN09 **\$4,265**

- 1 P1N_-TD3678GR
- 1 P1NN-TR2448
- 2 TNN_-VTL2
- 1 PNNN-SC72
- 1 PN_-P1824UFL
- 1 PN_-242465FB

P ___-PLAN10



Not shown in PanGram Flyer:

P ___-PLAN10 **\$7,417**

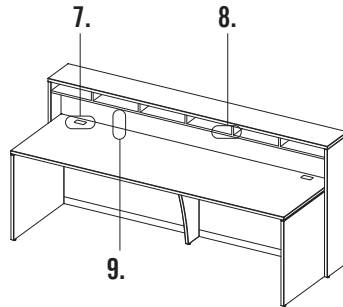
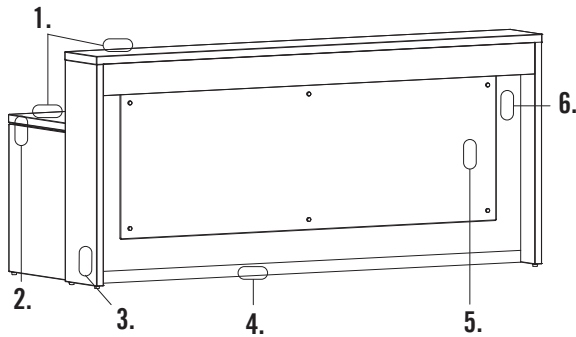
- 2 P1N_-TA247230GR
- 2 P1N_-TA307224GR
- 4 TNN_-VTL2
- 4 PNNN-SC72
- 4 PN_-P1824FL

RECEPTION Furniture



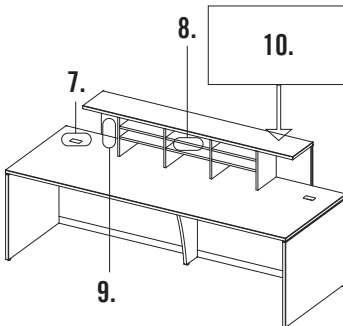
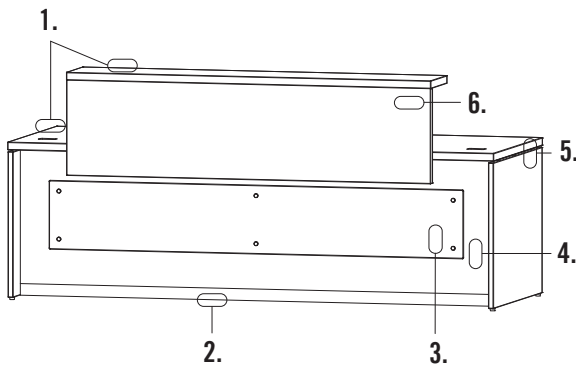
GENERAL CHARACTERISTICS

STYLE MORPHEO, 43" H



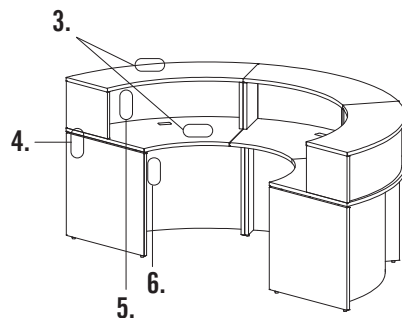
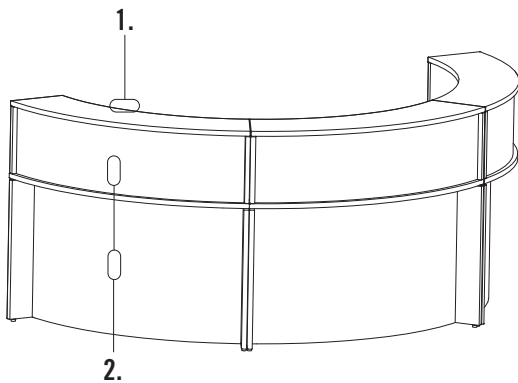
1. Thermofused or high-pressure laminate surfaces, 1" (25 mm) or 1½" (38 mm) thick.
2. Aluminum spacers.
3. Panel, 1" (25 mm) or 1½" (38 mm) thick.
4. Anodized aluminum kickplate (optional).
5. Front acrylic panel option: T Translucent or X Matrix (optional).
6. Recessed modesty panel. Available space to accommodate a lighting unit: 4½" (115 mm) deep, 2½" (64 mm) high. Lighting unit sold separately (LGC-LED_ _).
7. 2 grommets at both ends.
8. Pigeonholes accommodate legal size documents.
9. Clearance under shelf: 9½" (233 mm) under a 1" (25 mm) shelf, 8⅞" (220 mm) under a 1½" (38 mm) shelf. Space can accommodate a LGC-TK4809H tackboard.

STYLE MORPHEO, 29" H

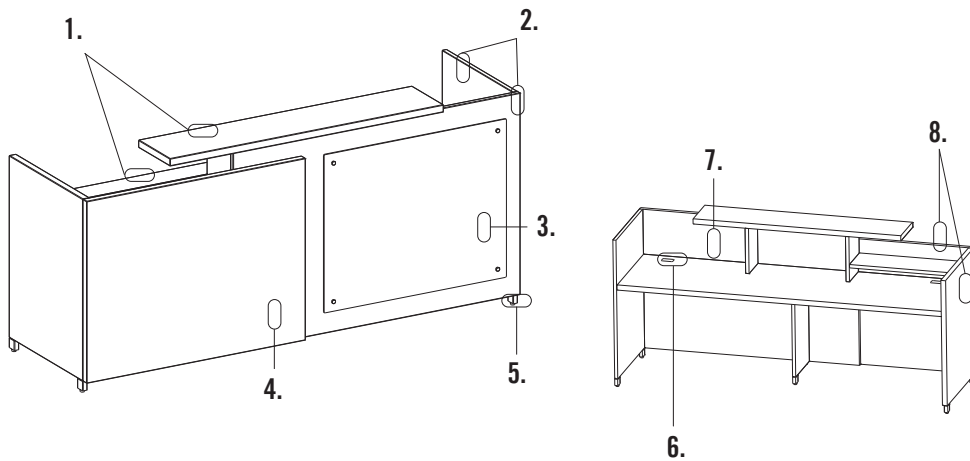


1. Thermofused or high-pressure laminate surfaces, 1" (25 mm) or 1½" (38 mm) thick.
2. Anodized aluminum kickplate (optional).
3. Front acrylic panel option: T Translucent or X Matrix (optional).
4. Recessed modesty panel. Available space to accommodate a lighting unit: 5¼" (134 mm) deep. Lighting unit sold separately (LGC-LED_ _).
5. Aluminum spacers.
6. Panel, 1" (25 mm) or 1½" (38 mm) thick.
7. 2 grommets at both ends.
8. Modular countertop has pigeonholes to accommodate legal size documents.
9. Clearance under shelf: 12½" (318 mm) under a 1" (25 mm) shelf, 12" (306 mm) under a 1½" (38 mm) shelf.
10. Ability to convert a standard rectangular desk into a reception station by adding a modular countertop.

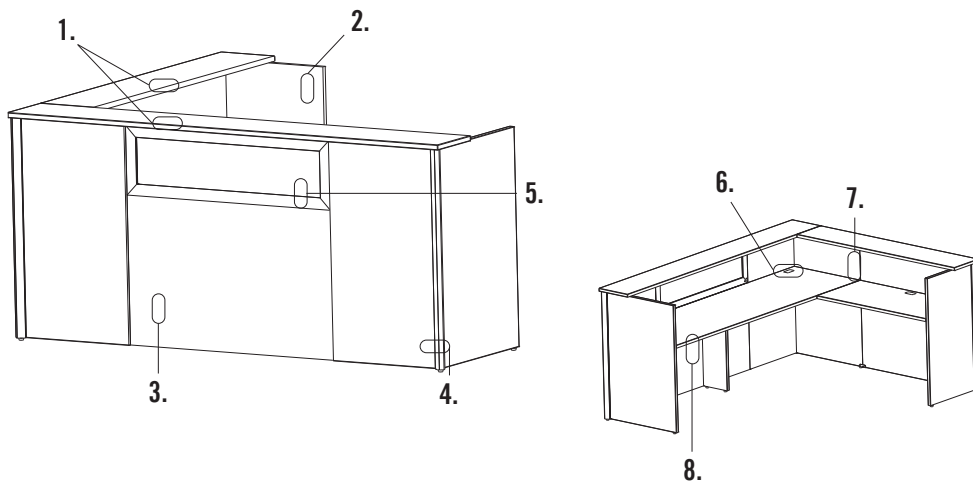
STYLE MORPHEO, 60° ET 90°



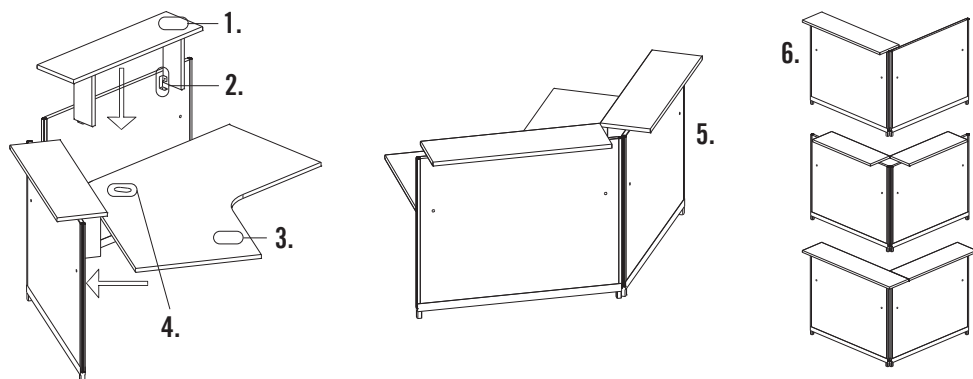
1. Modular countertops.
2. High-pressure laminate recessed front and modesty panel.
3. Thermofused or high-pressure laminate surfaces, 1" (25 mm) or 1½" (38 mm) thick.
4. Aluminum spacers.
5. Clearance under shelf: 12½" (318 mm).
6. Can accommodate a suspended pedestal MNN_-F or 18" (448 mm) deep modular pedestals (sold separately).

STYLE QUAD


1. Thermofused or high-pressure laminate surfaces, 1½" (38 mm) thick.
2. Panels, 1" (25 mm) thick.
3. Front acrylic panel (optional).
4. 1½" (38 mm) thick panel juxtaposed on a 1" (25 mm) thick panel.
5. Metal legs in accent color Silver (S) or Anthracite Grey (A).
6. 2 grommets at both ends.
7. Clearance under shelf: 12¼" (311 mm).
8. Panels, 1½" (38 mm) thick.
9. Reception returns available to match with desks.

STYLE CONCEPT 3


1. Thermofused laminate surfaces, 1" (25 mm).
2. Reversible return shell (sold separately) accommodates a C3-UF18 modular pedestal (sold separately).
3. ⅝" (16 mm) panel between two 1" (25 mm) panels.
4. Anodized aluminum legs.
5. Anodized aluminum frame with translucent acrylic insert.
6. 2 grommets at both ends.
7. Clearance under shelf: 12½" (318 mm).
8. Desk accommodates C3-FF24 or C3-UF24 modular pedestals (sold separately).

STYLE PANGRAM - COMPTOIR TRANSACTION ET SURFACE 120° POUR PANNEAUX PANGRAM 41" H



1. 1" (25 mm) thermofused laminate shelves installed on 41" H (1040 mm) PanGram panels.
 2. Shelf assembly hardware installs under the work surface. Clearance under shelf: 12⅞" (327 mm).
 3. 1" (25 mm) 120° thermofused laminate surface.
 4. 1 grommet in the center.
 5. The transaction shelf can only be installed under the work surface which is attached to a 41" H (1040 mm) panel.
 6. The length of the transaction shelf can be the same or different than the length of PanGram panel.
- Refer to the PanGram section, page 95, for selection of required elements.



EDGEBANDING

Furniture with 1" and 1½" (25 and 38 mm) thick tops.

N Edge




Smooth, 1/8" (3 mm) thick edge.

The **N** edge is matched with the finish specified for the surface.

Furniture with 1½" (38 mm) thick tops.


Textured 1 Edge




Textured, 5/32" (4mm) thick edge.

The textured 1 and 2 edges are **available (and in matching color) ONLY** when a wood grain finish is specified for the surface.


Textured 2 Edge




HANDLES




A – Arcade




C – Cubic



K – Classic



W – Waterfall



Z – Straight

LEGS



Q – Square



V – Round

ALUMINUM KICKPLATE




M – Anodized Aluminum

MODESTY PANELS / DOOR INSERTS



T – Translucent



X – Matrix

ACCENT COLORS



S – Silver



A – Anthracite Grey

Exception: Furniture with aluminum doors or kickplate are available in Silver anodized aluminum only.

CODIFICATION

Series	Options			
	Thickness	Edgebanding	Handles / Legs	Accent color
M	1 Thermofused laminate 1"	N Smooth edge	A Arcade C Cubic K Classic W Waterfall Z Straight	A Anthracite Grey S Silver
	2 High-pressure laminate 1"			
	5 Thermofused laminate 1½"	2 Textured edge		
	6 High-pressure laminate 1½"			

W x D x H (in)	W x D x H (mm)	Code	All Laminate (\$)	HPL Surfaces (\$)
Reception desks with transaction countertop, 43" H				
<i>Transaction countertop with pigeonholes. Full-height modesty panel. Can accommodate 1 or 2 pedestals. 2 grommets on the work surface and 2 wiring accesses allowing the passage of electrical cables for a lighting unit on the front of the modesty panel. Lighting sold separately (LGC-LED_ _).</i>				
96 x 36 x 42¾	2400 x 900 x 1087	M_NN_GS369643S	2,562	3,082
84 x 36 x 42¾	2100 x 900 x 1087	M_NN_GS368443S	2,441	2,924
72 x 36 x 42¾	1800 x 900 x 1087	M_NN_GS367243S	2,322	2,790
1" (25 mm) surfaces: Clearance of 9 1/8" (233 mm) under the countertop. Specify the surface type (1, 2). Edge N . Specify the accent color (A, S).				
97 x 36 x 43 9/16	2425 x 900 x 1100	M_NN_GS369743S	2,816	3,386
85 x 36 x 43 9/16	2125 x 900 x 1100	M_NN_GS368543S	2,676	3,221
73 x 36 x 43 9/16	1825 x 900 x 1100	M_NN_GS367343S	2,550	3,058

96": 6 pigeonholes.
84": 5 pigeonholes.
72": 4 pigeonholes.

Aluminum kickplate option: specify **S** at the accent option, **M** at the end of the code and add \$190. Ex.:
M_ _NS-GC489743M.

Packaged in 2 boxes.

W x D x H (in)	W x D x H (mm)	Code	All Laminate (\$)	HPL Surfaces (\$)
Right extended corner reception desks, 43" H				
<i>Transaction countertop with pigeonholes. Full-height modesty panel. Can accommodate 1 or 2 pedestals. 2 grommets on the work surface and 2 wiring accesses allowing the passage of electrical cables for a lighting unit on the front of the modesty panel. Lighting sold separately (LGC-LED_ _).</i>				
96 x 48 x 42¾	2400 x 1200 x 1087	M_NN_GC489643	2,969	3,555
84 x 48 x 42¾	2100 x 1200 x 1087	M_NN_GC488443	2,816	3,386
72 x 48 x 42¾	1800 x 1200 x 1087	M_NN_GC487243	2,676	3,221
1" (25 mm) surfaces: Clearance of 9 1/8" (233 mm) under the countertop. Specify the surface type (1, 2). Edge N . Specify the accent color (A, S).				
97 x 48 x 43 9/16	2425 x 1200 x 1100	M_NN_GC489743	3,259	3,910
85 x 48 x 43 9/16	2125 x 1200 x 1100	M_NN_GC488543	3,102	3,729
73 x 48 x 43 9/16	1825 x 1200 x 1100	M_NN_GC487343	2,942	3,531

96": 6 pigeonholes.
84": 5 pigeonholes.
72": 4 pigeonholes.

Aluminum kickplate option: specify **S** at the accent option, **M** at the end of the code and add \$190. Ex.:
M_ _NS-GC489743M.

Packaged in 3 boxes.



W x D x H (in)	W x D x H (mm)	Code	All Laminate (\$)	HPL Surfaces (\$)
Left extended corner reception desks, 43" H				
<i>Transaction countertop with pigeonholes. Full-height modesty panel. Can accommodate 1 or 2 pedestals. 2 grommets on the work surface and 2 wiring accesses allowing the passage of electrical cables for a lighting unit on the front of the modesty panel. Lighting sold separately (LGC-LED __).</i>				
96 x 48 x 42 ³ / ₄	2400 x 1200 x 1087	M_NN_-GC964843	2,969	3,555
84 x 48 x 42 ³ / ₄	2100 x 1200 x 1087	M_NN_-GC844843	2,816	3,386
72 x 48 x 42 ³ / ₄	1800 x 1200 x 1087	M_NN_-GC724843	2,676	3,221
1" (25 mm) surfaces: Clearance of 9 ¹ / ₈ " (233 mm) under the countertop. Specify the surface type (1, 2). Edge N. Specify the accent color (A, S).				
97 x 48 x 43 ⁵ / ₁₆	2425 x 1200 x 1100	M_N_-GC974843	3,259	3,910
85 x 48 x 43 ⁵ / ₁₆	2125 x 1200 x 1100	M_N_-GC854843	3,102	3,729
73 x 48 x 43 ⁵ / ₁₆	1825 x 1200 x 1100	M_N_-GC734843	2,942	3,531

96": 6 pigeonholes.
84": 5 pigeonholes.
72": 4 pigeonholes.

Aluminum kickplate option: specify S at the accent option, M at the end of the code and add \$190. Ex.: M__NS-GC489743M.

Packaged in 3 boxes.

W x D x H (in)	W x D x H (mm)	Code	All Laminate (\$)	HPL Surfaces (\$)
Rectangular desks, 36" D				
<i>Recessed, full-height modesty panel. Can accommodate 1 or 2 pedestals. 2 grommets.</i>				
96 x 36 x 29 ³ / ₈	2400 x 900 x 744	M_NN_-GS3696S	1,170	1,398
84 x 36 x 29 ³ / ₈	2100 x 900 x 744	M_NN_-GS3684S	1,109	1,337
72 x 36 x 29 ³ / ₈	1800 x 900 x 744	M_NN_-GS3672S	1,056	1,273
Specify the surface type (1, 2). Edge N. Specify the accent color (A, S).				
96 x 36 x 29 ³ / ₈	2400 x 900 x 757	M_N_-GS3696S	1,284	1,538
84 x 36 x 29 ³ / ₈	2100 x 900 x 757	M_N_-GS3684S	1,223	1,468
72 x 36 x 29 ³ / ₈	1800 x 900 x 757	M_N_-GS3672S	1,170	1,398
Specify the surface type (5, 6). Specify the edge (N, 1, 2). Specify the accent color (A, S).				

W x D x H (in)	W x D x H (mm)	Code	All Laminate (\$)	HPL Surfaces (\$)
Rectangular desks, 30" D				
<i>Recessed, full-height modesty panel. Can accommodate 1 or 2 pedestals. 2 grommets.</i>				
72 x 30 x 29 ³ / ₈	1800 x 750 x 744	M_NN_-GS3072S	992	1,192
60 x 30 x 29 ³ / ₈	1500 x 750 x 744	M_NN_-GS3060S	944	1,127
48 x 30 x 29 ³ / ₈	1200 x 750 x 744	M_NN_-GS3048S	893	1,083
36 x 30 x 29 ³ / ₈	900 x 750 x 744	M_NN_-GS3036S	854	1,033
Specify the surface type (1, 2). Edge N. Specify the accent color (A, S). Specify leg panel choice at the end of the code (A, B, C).				
72 x 30 x 29 ³ / ₈	1800 x 750 x 757	M_N_-GS3072S	1,088	1,304
60 x 30 x 29 ³ / ₈	1500 x 750 x 757	M_N_-GS3060S	1,038	1,245
48 x 30 x 29 ³ / ₈	1200 x 750 x 757	M_N_-GS3048S	987	1,183
36 x 30 x 29 ³ / ₈	900 x 750 x 757	M_N_-GS3036S	944	1,127
Specify the surface type (5, 6). Specify the edge (N, 1, 2). Specify the accent color (A, S). Specify leg panel choice at the end of the code (A, B, C).				

AVAILABLE LEG OPTIONS



(A) 2 full-width legs



(B) 1 full, 1 recessed



(B) 1 recessed, 1 full



(C) 2 recessed legs

W x D x H (in)	W x D x H (mm)	Code	All Laminate (\$)	HPL Surfaces (\$)
Right extended corner desks				
<i>Recessed, full-height modesty panel. Can accommodate 1 pedestal. 2 grommets.</i>				
96 x 48 x 29 ³ / ₈	2400 x 1200 x 744	M_NN_-GC4896	1,671	1,999
84 x 48 x 29 ³ / ₈	2100 x 1200 x 744	M_NN_-GC4884	1,594	1,910
72 x 48 x 29 ³ / ₈	1800 x 1200 x 744	M_NN_-GC4872	1,525	1,824
Specify the surface type (1, 2). Edge N. Specify the accent color (A, S). Specify leg panel choice at the end of the code (A, B).				
96 x 48 x 29 ⁷ / ₈	2400 x 1200 x 757	M_N_-GC4896	1,829	2,203
84 x 48 x 29 ⁷ / ₈	2100 x 1200 x 757	M_N_-GC4884	1,760	2,101
72 x 48 x 29 ⁷ / ₈	1800 x 1200 x 757	M_N_-GC4872	1,677	2,014
Specify the surface type (5, 6). Specify the edge (N, 1, 2). Specify the accent color (A, S). Specify leg panel choice at the end of the code (A, B).				

96" to 84": Packaged in 2 boxes.

Aluminum kickplate option: specify S at the accent option, M before leg choice and add \$190. Ex.: M__NS-GC9648MA.

W x D x H (in)	W x D x H (mm)	Code	All Laminate (\$)	HPL Surfaces (\$)
Left extended corner desks				
<i>Recessed, full-height modesty panel. Can accommodate 1 pedestal. Pedestal sold separately. 2 grommets.</i>				
96 x 48 x 29 ³ / ₈	2400 x 1200 x 744	M_NN_-GC9648	1,671	1,999
84 x 48 x 29 ³ / ₈	2100 x 1200 x 744	M_NN_-GC8448	1,594	1,910
72 x 48 x 29 ³ / ₈	1800 x 1200 x 744	M_NN_-GC7248	1,525	1,824
Specify the surface type (1, 2). Edge N. Specify the accent color (A, S). Specify leg panel choice at the end of the code (A, B).				
96 x 48 x 29 ⁷ / ₈	2400 x 1200 x 757	M_N_-GC9648	1,829	2,203
84 x 48 x 29 ⁷ / ₈	2100 x 1200 x 757	M_N_-GC8448	1,760	2,101
72 x 48 x 29 ⁷ / ₈	1800 x 1200 x 757	M_N_-GC7248	1,677	2,014
Specify the surface type (5, 6). Specify the edge (N, 1, 2). Specify the accent color (A, S). Specify leg panel choice at the end of the code (A, B).				

96" to 84": Packaged in 2 boxes.

Aluminum kickplate option: specify S at the accent option, M before leg choice and add \$190. Ex.: M__NS-GC9648MA.

W x D x H (in)	W x D x H (mm)	Code	All Laminate (\$)	HPL Surfaces (\$)
Curved desks, 90°				
<i>Recessed, full-height curved modesty panel. 30" (750 mm) deep. Can accommodate 1 hanging pedestal MNN__-F or a modular 18" deep pedestal. 1 grommet.</i>				
54 x 54 x 29 ³ / ₈	1350 x 1350 x 744	M_NN_-GRD90	3,335	4,002
Specify the surface type (1, 2). Edge N. Specify the accent color (A, S). Specify leg panel choice at the end of the code (A, B, C).				
54 x 54 x 29 ⁷ / ₈	1350 x 1350 x 757	M_N_-GRD90	3,665	4,392
Specify the surface type (5, 6). Specify the edge (N, 1, 2). Specify the accent color (A, S). Specify leg panel choice at the end of the code (A, B, C).				

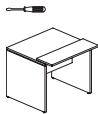
Packaged in 2 boxes.

W x D x H (in)	W x D x H (mm)	Code	All Laminate (\$)	HPL Surfaces (\$)
Curved desks, 60°				
<i>Recessed, full-height curved modesty panel. 30" (750 mm) deep. Can accommodate 1 hanging pedestal MNN__-F or a modular 18" deep pedestal. Pedestal sold separately. 1 grommet.</i>				
42 x 47 x 29 ³ / ₈	1049 x 1168 x 744	M_NN_-GRD60	3,045	3,652
Specify the surface type (1, 2). Edge N. Specify the accent color (A, S). Specify leg panel choice at the end of the code (A, B, C).				
42 x 47 x 29 ⁷ / ₈	1049 x 1168 x 757	M_N_-GRD60	3,335	4,002
Specify the surface type (5, 6). Specify the edge (N, 1, 2). Specify the accent color (A, S). Specify leg panel choice at the end of the code (A, B, C).				

Packaged in 2 boxes.

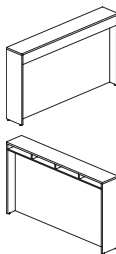


ADA counters



W x D x H (in)	W x D x H (mm)	Code	All Laminate (\$)	HPL Surfaces (\$)
<i>Clearance of 30" (764 mm) under the countertop. Kneespace of 18"/s" (480 mm). Half-height modesty panel.</i>				
36 x 35 x 31	900 x 883 x 777	M_NNN-G303632	754	911
36 x 29 x 31	900 x 733 x 777	M_NNN-G243632	716	861
Specify the surface type (1, 2). Edge N.				
36 x 35 x 32	900 x 883 x 802	M__NN-G303632	828	992
36 x 29 x 32	900 x 733 x 802	M__NN-G243632	791	950
Specify the surface type (5, 6). Specify the edge (N, 1, 2).				

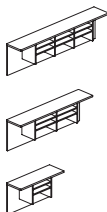
Modular countertops, 43" H



Aluminum kickplate option: change M__N to: M__M, add \$190.

W x D x H (in)	W x D x H (mm)	Code	All Laminate (\$)	HPL Surfaces (\$)
<i>Recessed, full-height modesty panel. 4 pigeonholes. 1 wiring access allowing the passage of electrical cables for a lighting unit on the front of the modesty panel. Lighting sold separately (LGC-LED__). Can be used on all standard 72" (1800 mm) Lacasse desk. Can not be used with a table with metal legs.</i>				
73 x 12 x 42 ³ / ₄	1857 x 300 x 1087	M_NNN-MC7343	1,382	1,658
Specify the surface type (1, 2). Edge N.				
74 x 12 x 43 ⁵ / ₁₆	1880 x 300 x 1100	M__NN-MC7443	1,525	1,824
Specify the surface type (5, 6). Specify the edge (N, 1, 2).				

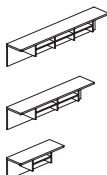
Modular countertops / shelves, 14" H



72": 6 pigeonholes.
66" to 60": 4 pigeonholes.
54" to 36": 2 pigeonholes.

W x D x H (in)	W x D x H (mm)	Code	All Laminate (\$)	HPL Surfaces (\$)
<i>Removable shelves. 1 tone only.</i>				
72 x 12 x 13 ¹ / ₂	1800 x 300 x 344	M_NNN-MC7214DV	1,202	1,443
66 x 12 x 13 ¹ / ₂	1650 x 300 x 344	M_NNN-MC6614DV	1,140	1,374
60 x 12 x 13 ¹ / ₂	1500 x 300 x 344	M_NNN-MC6014DV	1,088	1,304
54 x 12 x 13 ¹ / ₂	1350 x 300 x 344	M_NNN-MC5414DV	1,038	1,245
48 x 12 x 13 ¹ / ₂	1200 x 300 x 344	M_NNN-MC4814DV	987	1,183
42 x 12 x 13 ¹ / ₂	1050 x 300 x 344	M_NNN-MC4214DV	937	1,119
36 x 12 x 13 ¹ / ₂	900 x 300 x 344	M_NNN-MC3614DV	886	1,076
1" (25 mm) surfaces: Clearance of 12 1/2" (318 mm) under the countertop. Specify the surface type (1, 2). Edge N.				
72 x 12 x 13 ¹ / ₂	1800 x 300 x 344	M__NN-MC7214DV	1,317	1,577
66 x 12 x 13 ¹ / ₂	1650 x 300 x 344	M__NN-MC6614DV	1,254	1,507
60 x 12 x 13 ¹ / ₂	1500 x 300 x 344	M__NN-MC6014DV	1,192	1,430
54 x 12 x 13 ¹ / ₂	1350 x 300 x 344	M__NN-MC5414DV	1,127	1,355
48 x 12 x 13 ¹ / ₂	1200 x 300 x 344	M__NN-MC4814DV	1,076	1,289
42 x 12 x 13 ¹ / ₂	1050 x 300 x 344	M__NN-MC4214DV	1,019	1,223
36 x 12 x 13 ¹ / ₂	900 x 300 x 344	M__NN-MC3614DV	968	1,170
1 1/2" (38 mm) surfaces: Clearance of 12" (306 mm) under the countertop. Specify the surface type (5, 6). Specify the edge (N, 1, 2).				

Modular countertops / shelves, 8" H



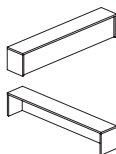
72": 3 pigeonholes.
66" to 60": 2 pigeonholes.
54" to 36": 1 pigeonhole.

W x D x H (in)	W x D x H (mm)	Code	All Laminate (\$)	HPL Surfaces (\$)
<i>Removable shelves. 1 tone only.</i>				
72 x 12 x 8 1/2	1800 x 300 x 214	M_NNN-MC7208DV	962	1,164
66 x 12 x 8 1/2	1650 x 300 x 214	M_NNN-MC6608DV	918	1,095
60 x 12 x 8 1/2	1500 x 300 x 214	M_NNN-MC6008DV	866	1,044
54 x 12 x 8 1/2	1350 x 300 x 214	M_NNN-MC5408DV	828	992
48 x 12 x 8 1/2	1200 x 300 x 214	M_NNN-MC4808DV	791	950
42 x 12 x 8 1/2	1050 x 300 x 214	M_NNN-MC4208DV	747	893
36 x 12 x 8 1/2	900 x 300 x 214	M_NNN-MC3608DV	709	854
1" (25 mm) surfaces: Clearance of 7 3/8" (188 mm) under the countertop. Specify the surface type (1, 2). Edge N.				

Modular countertops / shelves, 8" H (con't)

W x D x H (in)	W x D x H (mm)	Code	All Laminate (\$)	HPL Surfaces (\$)
72 x 12 x 8 1/2	1800 x 300 x 214	M__NN-MC7208DV	1,056	1,273
66 x 12 x 8 1/2	1650 x 300 x 214	M__NN-MC6608DV	1,007	1,208
60 x 12 x 8 1/2	1500 x 300 x 214	M__NN-MC6008DV	957	1,140
54 x 12 x 8 1/2	1350 x 300 x 214	M__NN-MC5408DV	911	1,088
48 x 12 x 8 1/2	1200 x 300 x 214	M__NN-MC4808DV	866	1,044
42 x 12 x 8 1/2	1050 x 300 x 214	M__NN-MC4208DV	823	987
36 x 12 x 8 1/2	900 x 300 x 214	M__NN-MC3608DV	780	944
1 1/2" (38 mm) surfaces: Clearance of 6 7/8" (176 mm) under the countertop. Specify the surface type (5, 6). Specify the edge (N, 1, 2).				

Modular countertops, 14" H



W x D x H (in)	W x D x H (mm)	Code	All Laminate (\$)	HPL Surfaces (\$)
<i>Countertops for rectangular desks. Can accommodate a tackboard, refer to page 147.</i>				
72 x 12 x 13 1/2	1800 x 300 x 344	M_NNN-MC7214	487	583
60 x 12 x 13 1/2	1500 x 300 x 344	M_NNN-MC6014	463	564
48 x 12 x 13 1/2	1200 x 300 x 344	M_NNN-MC4814	442	526
36 x 12 x 13 1/2	900 x 300 x 344	M_NNN-MC3614	418	507
1" (25 mm) surfaces: Clearance of 12 1/2" (318 mm) under the countertop. Specify the surface type (1, 2). Edge N.				
72 x 12 x 13 1/2	1800 x 300 x 344	M__NN-MC7214	531	646
60 x 12 x 13 1/2	1500 x 300 x 344	M__NN-MC6014	507	607
48 x 12 x 13 1/2	1200 x 300 x 344	M__NN-MC4814	487	583
36 x 12 x 13 1/2	900 x 300 x 344	M__NN-MC3614	463	564
1 1/2" (38 mm) surfaces: Clearance of 12" (306 mm) under the countertop. Specify the surface type (5, 6). Specify the edge (N, 1, 2).				

Curved modular countertops, 90°

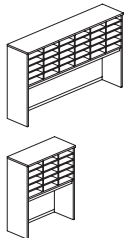


Curved modular countertops, 60°



W x D x H (in)	W x D x H (mm)	Code	All Laminate (\$)	HPL Surfaces (\$)
<i>For 90° curved desks.</i>				
54 x 54 x 13 1/2	1350 x 1350 x 344	M_NNN-MCRD90	2,368	2,828
1" (25 mm) surfaces: Clearance of 12 1/2" (318 mm) under the countertop. Specify the surface type (1, 2). Edge N.				
54 x 54 x 13 1/2	1350 x 1350 x 344	M__NN-MCRD90	2,626	3,145
Surfaces 1 1/2" (38 mm): Clearance of 12" (306 mm) under the countertop. Specify the surface type (5, 6). Specify the edge (N, 1, 2).				
<i>For 60° curved desks.</i>				
42 x 47 x 13 1/2	1049 x 1168 x 344	M_NNN-MCRD60	2,253	2,702
1" (25 mm) surfaces: Clearance of 12 1/2" (318 mm) under the countertop. Specify the surface type (1, 2). Edge N.				
42 x 47 x 13 1/2	1049 x 1168 x 344	M__NN-MCRD60	2,501	3,000
1 1/2" (38 mm) surfaces: Clearance of 12" (306 mm) under the countertop. Specify the surface type (5, 6). Specify the edge (N, 1, 2).				

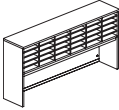

Hutches with pigeonholes, 44" H

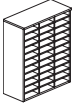



72": 30 pigeonholes.
36": 15 pigeonholes.

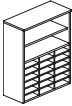
W x D x H (in)	W x D x H (mm)	Code	All Laminate (\$)	HPL Surfaces (\$)
<i>Clearance: 20 1/2". Removable shelves. Grommet. Full-width wire access. Can accommodate a tackboard, refer to page 147.</i>				
72 x 16 x 44	1800 x 400 x 1099	M1NN_EDV7244	2,222	—
36 x 16 x 44	900 x 400 x 1099	M1NN_EDV3644	1,671	—
Edge N. Specify the accent color (A, S). To be used with 1" surfaces.				
72 x 16 x 44	1800 x 400 x 1099	M5_N_EDV7244	2,449	—
36 x 16 x 44	900 x 400 x 1099	M5_N_EDV3644	1,841	—
Specify the edge (N, 1, 2). Specify the accent color (A, S). To be used with 1 1/2" surfaces.				





	W x D x H (in)	W x D x H (mm)	Code	All Laminate (\$)	HPL Surfaces (\$)
Hutches with pigeonholes, 36" H	<i>Clearance 17" (432 mm). Removable shelves. Grommet. Full-width wire access. Can accommodate a tackboard, refer to page 147.</i>				
	72 x 16 x 36	1800 x 400 x 900	M1NN_-EDV7236	2,082	–
	36 x 16 x 36	900 x 400 x 900	M1NN_-EDV3636	1,531	–
	Edge N. Specify the accent color (A, S). To be used with 1" surfaces.				
	72 x 16 x 36	1800 x 400 x 900	M5_N_-EDV7236	2,311	–
	36 x 16 x 36	900 x 400 x 900	M5_N_-EDV3636	1,702	–
	Specify the edge (N, 1, 2). Specify the accent color (A, S). To be used with 1½" surfaces.				

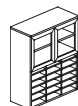
Vertical pigeonholes, 44" H	<i>33 pigeonholes with removable shelves.</i>				
	36 x 16 x 44	900 x 400 x 1099	M1NNN-DV3644	1,932	–
	Edge N. To be used with 1" surfaces.				
	36 x 16 x 44	900 x 400 x 1099	M5_NN-DV3644	2,126	–
	Specify the edge (N, 1, 2). To be used with 1½" surfaces.				

Vertical pigeonholes, 36" H	<i>24 pigeonholes with removable shelves.</i>				
	36 x 16 x 36	900 x 400 x 900	M1NNN-DV3636	1,824	–
	Edge N. To be used with 1" surfaces.				
	36 x 16 x 36	900 x 400 x 900	M5_NN-DV3636	2,024	–
	Specify the edge (N, 1, 2). To be used with 1½" surfaces.				


Open bookcase hutches with pigeonholes, 44" H	<i>1 adjustable shelf. 18 pigeonholes with removable shelves.</i>				
	36 x 16 x 44	900 x 400 x 1099	M1NNN-EBDV3644	1,671	–
	Edge N. To be used with 1" surfaces.				
	36 x 16 x 44	900 x 400 x 1099	M5_NN-EBDV3644	1,829	–
	Specify the edge (N, 1, 2). To be used with 1½" surfaces.				

Open bookcase hutches with pigeonholes, 36" H	<i>12 pigeonholes with removable shelves.</i>				
	36 x 16 x 36	900 x 400 x 900	M1NNN-EBDV3636	1,562	–
	Edge N. To be used with 1" surfaces.				
	36 x 16 x 36	900 x 400 x 900	M5_NN-EBDV3636	1,727	–
	Specify the edge (N, 1, 2). To be used with 1½" surfaces.				

Bookcase hutches with doors and pigeonholes, 44" H	<i>1 adjustable shelf. 18 pigeonholes with removable shelves.</i>				
	36 x 16 x 44	900 x 400 x 1099	M1NNN-EBDV3644P	1,956	–
	Edge N. To be used with 1" surfaces.				
	36 x 16 x 44	900 x 400 x 1099	M5_NN-EBDV3644P	2,151	–
	Specify the edge (N, 1, 2). To be used with 1½" surfaces.				

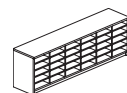


Door insert options, change P Laminate for:
T Translucent, add \$316; X Matrix, add \$569

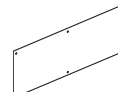
Bookcase hutches with doors and pigeonholes, 36" H	<i>12 pigeonholes with removable shelves.</i>				
	36 x 16 x 36	900 x 400 x 900	M1NNN-EBDV3636P	1,854	–
	Edge N. To be used with 1" surfaces.				
	36 x 16 x 36	900 x 400 x 900	M5_NN-EBDV3636P	2,052	–
	Specify the edge (N, 1, 2). To be used with 1½" surfaces.				



Door insert options, change P Laminate for:
T Translucent, add \$316; X Matrix, add \$569

Wall-mounted hutches with pigeonholes

72": 30 pigeonholes.
36": 15 pigeonholes.

Lateral file units with pigeonholes**Modular pedestal with pigeonholes****Front screens, 27" H**

Screen option, change
T Translucent to: X Matrix, add \$380.

Front screens, 14" H

Screen option, change
T Translucent to: X Matrix, add \$253.

Tackboard

All United Chair® standard fabrics (except vinyls and leathers) are available.

	W x D x H (in)	W x D x H (mm)	Code	All Laminate (\$)	HPL Surfaces (\$)
Wall-mounted hutches with pigeonholes	<i>Removable shelves. Can accommodate a tackboard, refer to page 147.</i>				
	72 x 16 x 22½	1800 x 400 x 567	M1NNN-EMDV7222	2,398	–
	36 x 16 x 22½	900 x 400 x 567	M1NNN-EMDV3622	1,956	–
Edge N.	Specify the edge (N, 1, 2).				
	72 x 16 x 22½	1800 x 400 x 567	M5_NN-EMDV7222	2,638	–
	36 x 16 x 22½	900 x 400 x 567	M5_NN-EMDV3622	2,133	–

Lateral file units with pigeonholes	<i>1 file drawer with suspension bar. Lock. 9 pigeonholes with removable shelves.</i>				
	36 x 24 x 29⅞	900 x 600 x 757	M_N_-_-2436DVLV	1,736	2,082
	36 x 20 x 29⅞	900 x 500 x 757	M_N_-_-2036DVLV	1,653	1,982
	Specify the surface type (1, 2). Edge N. Specify handle code (A, C, K, W, Z). Specify the accent color (A, S).				
	36 x 24 x 29⅞	900 x 600 x 744	M_-_-_-2436DVLV	1,910	2,298
	36 x 20 x 29⅞	900 x 500 x 744	M_-_-_-2036DVLV	1,817	2,184
	Specify the surface type (5, 6). Specify the edge (N, 1, 2). Specify handle code (A, C, K, W, Z). Specify the accent color (A, S).				

Modular pedestal with pigeonholes	<i>3 pigeonholes with removable shelves. 1 file drawer with suspension bar. Lock. Must be installed under a work surface. 1 tone only.</i>				
	15 x 18 x 28	388 x 466 x 721	MNN_-_-P1518DVFL	962	–
	Specify handle code (A, C, K, W, Z). Specify the accent color (A, S).				

Front screens, 27" H	<i>Translucent acrylic screen with silver metal supports. For 43" H reception desks.</i>				
	81 x ¼ x 27½/16	2047 x 6 x 694	MNNNN-SC8127T	900	–
	69 x ¼ x 27½/16	1747 x 6 x 694	MNNNN-SC6927T	817	–
	57 x ¼ x 27½/16	1447 x 6 x 694	MNNNN-SC5727T	684	–

Front screens, 14" H	<i>Translucent acrylic screen with silver metal supports. For 29" H reception desks.</i>				
	81 x ¼ x 13 ¾/4	2047 x 6 x 350	MNNNN-SC8114T	463	–
	69 x ¼ x 13 ¾/4	1747 x 6 x 350	MNNNN-SC6914T	428	–
	57 x ¼ x 13 ¾/4	1447 x 6 x 350	MNNNN-SC5714T	359	–

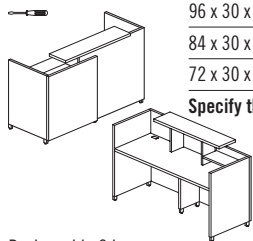
Tackboard	<i>Mounts to 43" H reception desks. The price shown is applicable for United Chair® Grade 1 fabrics. For other grades add: Grade 2: 10%, Grade 3: 15%, Grade 4: 20%, Grade 5: 25%. Specify the fabric code after the product code.</i>				
	48 x ½ x 8 ¼/4	1200 x 13 x 210	MNNNN-TK4809	475	–
	Specify the fabric code after the product code.				



CODIFICATION

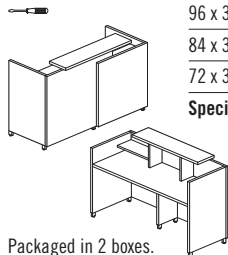
Series	Options	
	Thickness	Accent color
Q	5 Thermofused laminate 1½" top	A Anthracite Grey
	6 High-pressure laminate 1½" top	S Silver
	N N/A	N N/A

	W x D x H (in)	W x D x H (mm)	Code	All Laminate (\$)	HPL Surfaces (\$)
Left reception desks with transaction shelf, 43" H	<i>Full-height modesty panel with 1½" thick juxtaposed panel and 1" thick straight panel. 2 grommets. Clearance of 12¼" (311 mm) under the transaction shelf. Can accommodate 1 QNN_-P1518UFL or QNN_-P1518FFL modular pedestal.</i>				
	96 x 30 x 43½/16	2400 x 750 x 1100	Q_N_-GS3096S	2,676	3,221
	84 x 30 x 43½/16	2100 x 750 x 1100	Q_N_-GS3084S	2,550	3,058
	72 x 30 x 43½/16	1800 x 750 x 1100	Q_N_-GS3072S	2,419	2,904



Packaged in 2 boxes.

	W x D x H (in)	W x D x H (mm)	Code	All Laminate (\$)	HPL Surfaces (\$)
Right reception desks with transaction shelf, 43" H	<i>Full-height modesty panel with 1½" thick juxtaposed panel and 1" thick straight panel. 2 grommets. Clearance of 12¼" (311 mm) under the transaction shelf. Can accommodate 1 QNN_-P1518UFL or QNN_-P1518FFL modular pedestal.</i>				
	96 x 30 x 43½/16	2400 x 750 x 1100	Q_N_-S3096GS	2,676	3,221
	84 x 30 x 43½/16	2100 x 750 x 1100	Q_N_-S3084GS	2,550	3,058
	72 x 30 x 43½/16	1800 x 750 x 1100	Q_N_-S3072GS	2,419	2,904



Packaged in 2 boxes.

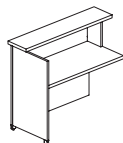
Specify the surface type (5, 6). Specify the accent color (A, S).

Specify the surface type (5, 6). Specify the accent color (A, S).

	W x D x H (in)	W x D x H (mm)	Code	All Laminate (\$)	HPL Surfaces (\$)
Front screens, 32" H	<i>Translucent acrylic screen with silver metal supports. For 43" H reception desks.</i>				
	40 x ¼ x 31½/2	1000 x 6 x 800	QNNN-SC4032T	579	–
	34 x ¼ x 31½/2	850 x 6 x 800	QNNN-SC3432T	484	–
	28 x ¼ x 31½/2	700 x 6 x 800	QNNN-SC2832T	387	–

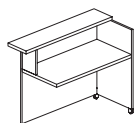


	W x D x H (in)	W x D x H (mm)	Code	All Laminate (\$)	HPL Surfaces (\$)
Return-shells with transaction shelf – left	<i>Full-height modesty panel. Clearance of 12¼" (311 mm) under the transaction shelf. Can accommodate a pedestal.</i>				
	48 x 24 x 43½/16	1200 x 600 x 1100	Q_N_-GS244843R	1,234	1,479
	42 x 24 x 43½/16	1050 x 600 x 1100	Q_N_-GS244243R	1,170	1,403



Specify the surface type (5, 6). Specify the accent color (A, S).

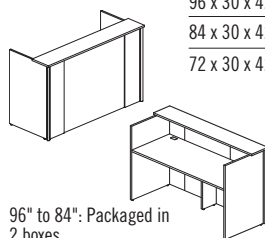
	W x D x H (in)	W x D x H (mm)	Code	All Laminate (\$)	HPL Surfaces (\$)
Return-shells with transaction shelf – right	<i>Full-height modesty panel. Clearance of 12¼" (311 mm) under the transaction shelf. Can accommodate a pedestal.</i>				
	48 x 24 x 43½/16	1200 x 600 x 1100	Q_N_-GR244843S	1,234	1,479
	42 x 24 x 43½/16	1050 x 600 x 1100	Q_N_-GR244243S	1,170	1,403



Specify the surface type (5, 6). Specify the accent color (A, S).

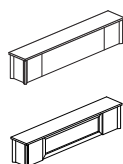


	W x D x H (in)	W x D x H (mm)	Code	All Laminate (\$)	HPL Surfaces (\$)
Reception desks with transaction shelf, 43" H	<i>Full-height modesty panel. 2 grommets. Clearance of 12½" (318 mm) under the transaction shelf. Can accommodate 1 C3-UF18, C3-UF24 or C3-FF24 pedestal.</i>				
	96 x 30 x 42½/2	2400 x 750 x 1079	C3-GS3096S	2,082	–
	84 x 30 x 42½/2	2100 x 750 x 1079	C3-GS3084S	1,982	–
	72 x 30 x 42½/2	1800 x 750 x 1079	C3-GS3072S	1,886	–



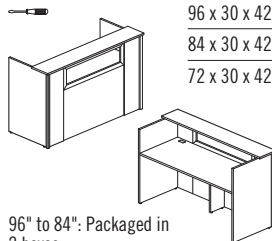
96" to 84": Packaged in 2 boxes.

	W x D x H (in)	W x D x H (mm)	Code	All Laminate (\$)	HPL Surfaces (\$)
Modular countertops, 14" H	<i>Can be used on all standard 72" (1800 mm) Lacasse desks. Clearance of 12½" (318 mm) under the countertop.</i>				
	72 x 12 x 13½/2	1800 x 300 x 344	C3-MC7214	1,245	–
	66 x 12 x 13½/2	1650 x 300 x 344	C3-MC6614	1,183	–



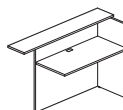
Translucent insert with aluminum frame option, specify at the end of the code: T Translucent, add \$227.

	W x D x H (in)	W x D x H (mm)	Code	All Laminate (\$)	HPL Surfaces (\$)
Translucent front reception desks with transaction shelf, 43" H	<i>Full-height modesty panel includes translucent insert with aluminum frame. 2 grommets. Clearance of 12½" (318 mm) under the transaction shelf. Can accommodate 1 C3-UF18, C3-UF24 or C3-FF24 pedestal.</i>				
	96 x 30 x 42½/2	2400 x 750 x 1079	C3-GS3096ST	2,379	–
	84 x 30 x 42½/2	2100 x 750 x 1079	C3-GS3084ST	2,277	–
	72 x 30 x 42½/2	1800 x 750 x 1079	C3-GS3072ST	2,172	–



96" to 84": Packaged in 2 boxes.

	W x D x H (in)	W x D x H (mm)	Code	All Laminate (\$)	HPL Surfaces (\$)
Return shells	<i>Reversible. 1 grommet. Can accommodate a hanging pedestal C3-UF18.</i>				
	48 x 24 x 42½/2	1200 x 600 x 1079	C3-GR2448S	1,114	–
	42 x 24 x 42½/2	1050 x 600 x 1079	C3-GR2442S	1,056	–



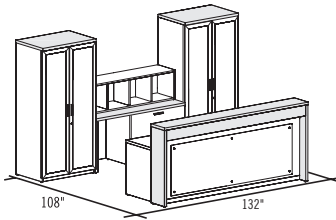
	W x D x H (in)	W x D x H (mm)	Code	All Laminate (\$)	HPL Surfaces (\$)
Hanging combination pedestal	<i>2 box drawers, 1 file drawer with suspension bar. Pencil tray. Lock. Must be installed under a work surface. 1 tone only.</i>				
	15 x 18 x 26	388 x 448 x 628	C3-UF18	911	–





SUGGESTIONS

M _ _ _ -PLAN15



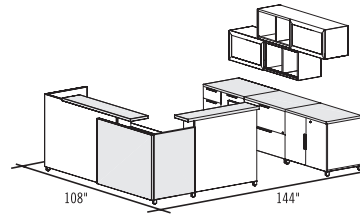
Plan shown in Reception Furniture Flyer:

M5NCS-PLAN15 \$13,822

- 1 M5NNS-GS369743SM
- 1 M5NCS-S2460LF
- 1 QNNN-E601616
- 2 M5NCS-243673BT
- 1 MNNNN-SC8127T
- 2 LGC-LED37

1 1/2" Laminate thick (5), Smooth edge (N), Cubic pull (C), Anodized Aluminum kickplate (M), hutches with Translucent doors (T).

Q _ _ _ -PLAN10



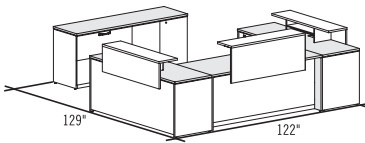
Plan shown in Reception Furniture Flyer:

Q5TS-PLAN10 \$11,790

- 1 Q5NS-S3096GS
- 1 Q5NS-GS244243R
- 1 Q5NS-2436LF
- 1 Q5NS-2436B
- 1 Q5NS-2436CO
- 2 QNTS-EM601616C

1 1/2" Laminate thick (5), Translucent (T) and Laminate (N) doors, Silver accent (S).

M _ _ _ -PLAN16



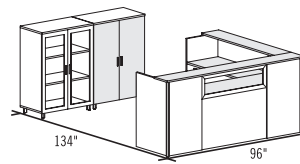
Plan shown in Reception Furniture Flyer:

M1NKS-PLAN19 \$8,381

- 1 M1NNS-GS3672SM
- 2 M1NNS-DT2472A
- 1 M1NNN-MC4814DV
- 2 M1NNN-MC4808DV
- 1 M1NKS-LF2072B
- 1 MNNKS-P1518UFL

1" Laminate thick (1), Smooth edge (N), Classic pull (K), Anodized Aluminum kickplate (M), Silver accent (S).

C3-PLAN14



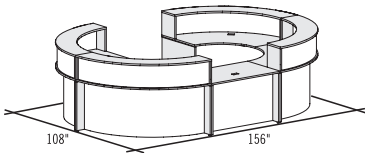
Plan shown in Reception Furniture Flyer:

C3-PLAN14 \$7,683

- 1 C3-GS3096ST
- 1 C3-GR2448S
- 1 C3-203649B
- 1 C3-203649BT
- 1 C3-UF18

Translucent insert (T) with Anodized Aluminum frame, Translucent (T) and Laminate (N) doors.

M _ _ _ -PLAN17



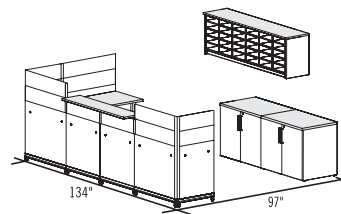
Plan shown in Reception Furniture Flyer:

M1NWS-PLAN17 \$24,468

- 2 M1NNS-GRD90B
- 2 M1NNS-GRD90C
- 1 M1NNS-GS3048SC
- 4 M1NNN-MCRD90
- 1 MNNWS-F

1" Laminate thick (1), Smooth edge (N), Waterfall pull (W), Silver accent (S).

P _ _ _ -PLAN11



Plan shown in Reception Furniture Flyer:

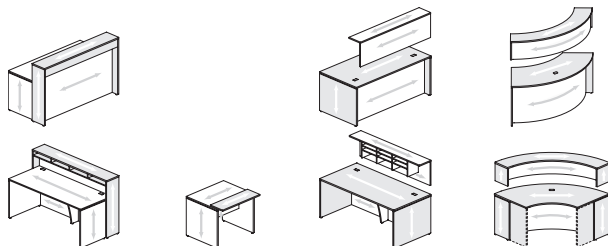
P1QS-PLAN11 \$12,702

- 3 P1NS-SFLX3336
- 2 P1NS-SFLX3324
- 2 P1NS-SFLX3330
- 3 P1NS-SOFX0836
- 3 P1NS-SOLX0836
- 2 P1NS-SOFX0824
- 2 P1NS-SOLX0824
- 2 P1NS-SOFX0830
- 2 P1NS-TR2466GR
- 1 P1NN-TR2436
- 1 P1NS-TS1254
- 1 TNS-QTL2
- 2 P1QS-2436B
- 1 M1NNN-EMDV7222

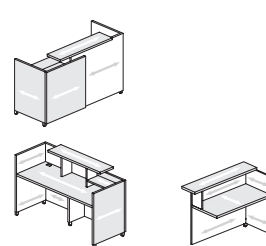
Straight pull (Q), Silver accent (S).

TYPICAL WOOD GRAIN DIRECTION FOR RECEPTION FURNITURE:

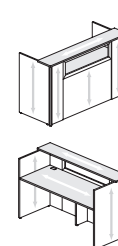
MORPHEO



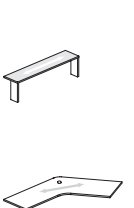
QUAD



CONCEPT 3



PANGRAM



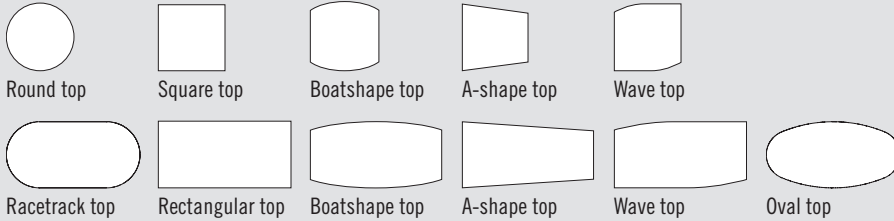
QUORUM MULTICONFERENCE



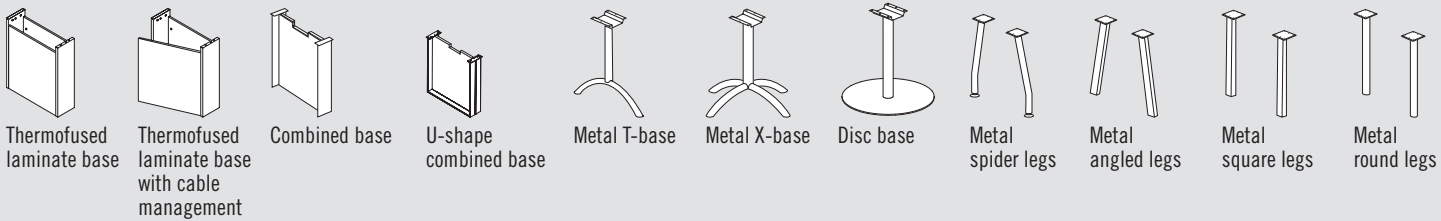
CONFERENCE TABLES

With its sophisticated, contemporary look and its ingenious and versatile design, the QUORUM MULTICONFERENCE™ collection offers absolute freedom of expression. Whether your needs include impromptu meetings between two colleagues or gatherings of 16 to 24 people, our conference tables can be adapted to a multitude of applications, with technology integration features and a wide choice of finishes, shapes and sizes.

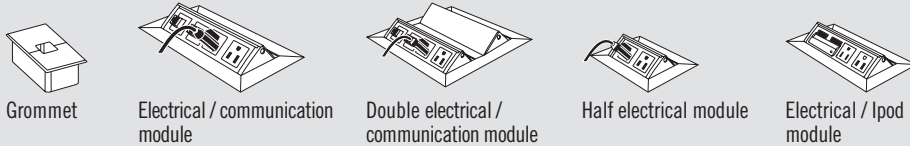
TOPS



BASES



TECHNOLOGY INTEGRATION



CONSTRUCTION

Table surfaces are made of thermofused laminate panels, finished on both sides. Scratch-resistant (45 lb/ft³) tops are 1½" (38 mm) thick and are also offered in high-pressure laminate, adding a thickness of 1/16" (1,5 mm). All surface edges are finished with thick thermoplastic polymer edgebanding.

Table surfaces are pre-drilled and the position of the bases is assured with metal-on-metal hardware assembly and metal screws. Easy to assemble, all tables meet BIFMA standards.

The price list includes a column featuring an estimated number of seating places for each table. These numbers are based on the assumption that 28" (700 mm) is the minimum space required for people to work comfortably seated next to each other.

TABLE SURFACES

Most surfaces are offered in increments of 12" (300 mm):

- Depths: 36" to 60" (900 to 1500 mm)
- Widths: 36" to 252" (900 to 6300 mm)
- Can be ordered by the inch at no up charge. Refer to next highest dimension for price.

One-piece surfaces: 96" (2400 mm) and less


Two-piece surfaces: 108" to 192" (2700 to 4800 mm)

Three-piece surfaces: 204" to 252" (5100 to 6300 mm)

EDGE BANDING

1½" (38 mm) thick tops.


N Edge



Smooth, 1/8" (3 mm) thick edge.


The N edge is matched with the finish specified for the surface.

S Edge



Silver edge.


Textured 1 Edge




Textured, 5/32" (4 mm) thick edge.

The textured 1 and 2 edges are available (and in matching color) ONLY when a wood grain finish is specified for the surface.

Textured 2 Edge



Knife Edge



The knife edge K is available (and in matching color) ONLY when a wood grain finish or Snow (SNO) is specified for the surface.

ACCENT COLORS



S – Silver



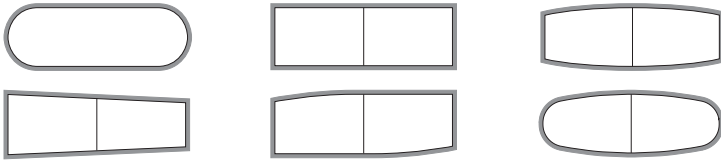
A – Anthracite Grey

The accent color applies to non-laminate components such as bases and grommets.

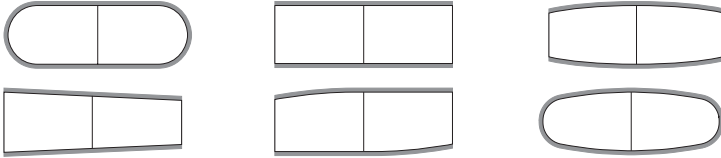
Exceptions: Power units and CB base are available in Silver anodized aluminum only.

EDGEBOARDING POSITION

Smooth N & S edgebanding



Textured 1 & 2 edgebanding



Knife edgebanding (K)



Knife edgebanding applies to square, rectangular and A-shape tops only (same position as N & S edgebandings on rectangular and square tops only).

TWO-TONE APPLICATION


Surfaces that are available in two or three pieces can be ordered in a combination of two finishes, when N and K edgebanding is specified. In the case of a two-tone application, the first finish specified will be applied to the grey area and the second finish specified will be applied to the rest of the unit.



* The woodgrain is non-continuous on 3 section tables.

TECHNOLOGY INTEGRATION

All tables can be ordered with grommets or electrical / communication modules.



GC grommet

At the end of the surface code, specify the code for the desired grommet or electrical / communication module. Holes for G grommets or P modules are pre-drilled in a set position by the manufacturer. After the G or P code, please add the code corresponding to the number of units:



PC Electrical / communication module

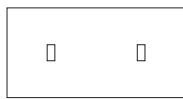
- G1: 1 grommet (center)
- G2: 2 grommets (both ends)
- G3: 3 grommets (2 at the ends and 1 in the center)
- P1: 1 electrical / communication module (center)
- P2: 2 electrical / communication modules (both ends)
- P3: 3 electrical / communication modules (2 at the ends and 1 in the center)

(Available in Silver anodized aluminum finish only)

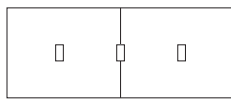
Refer to the Accessories section, page 146, for more electrical / communication modules. Cut-out to be made on-site or special-ordered.



G1/PC All work surfaces



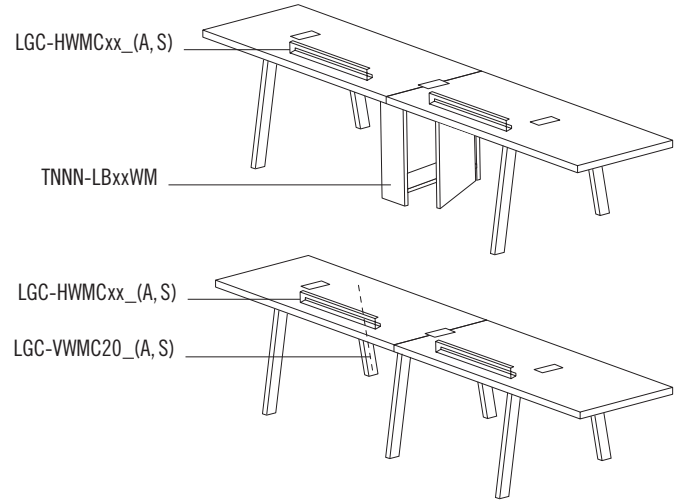
G2/P2 72" (1800 mm) and wider work surfaces



G3/P3 108" (2700 mm) and wider work surfaces

WIRE MANAGEMENT SYSTEMS

The LB__WM thermofused laminate base offers a vertical wire management system with a lockable storage unit. It is designed with a 6" (150 mm) recessed bottom that can be positioned above a floor plug. The hinges of the storage unit easily open up to 110°.



It is possible to add horizontal PVC wire management channels (LGC-HWMC__ (A, S)) under the table's surface or vertical PVC wire management channels (LGC-VWMC20(A, S)) on CB, ATL2, STL2, QTL2, VTL2 and TB bases. Please refer to the Accessories section, page 146.


Refer to the Electricom II section, page 143, for a complete electrification solution.

CONFERENCE TABLE BASES

Refer to the Compatibility Table, page 116, for the number of bases required for the dimensions of the table's surface. It is possible to order different types of bases for the same surface. CB and UCB combined bases are made of thermofused laminate with Silver anodized aluminum extrusions. Metal legs are finished with a Silver or Anthracite Grey ultra-resistant, electrostatic paint.

LEVELERS

All bases are equipped with levelers that can be adjusted to a height of 1¼" (31 mm), except for spider legs, which can be adjusted to a height of ½" (12 mm).



CODIFICATION

Series	Finish / Thickness	Options		
		Edgebanding	Accent color	Electrical integration / Quantity
T	5 Thermofused laminate tops 1½"	N Smooth edge S Silver edge	A Anthracite Grey S Silver	_ No grommet / No module GC 1 grommet G2 2 grommets G3 3 grommets
	6 High-pressure laminate tops 1½"	1 Textured 1 edge 2 Textured 2 edge K Knife edge		PC 1 electrical / communication module P2 2 electrical / communication modules P3 3 electrical / communication modules

ORDERING EXAMPLES

Rectangular top, 48" x 96", 1½" thick thermofused laminate, Silver edgebanding, Anthracite Grey accent color, 1 grommet. Finish: One-tone in Tuscany Walnut.

T5SA-RC4896 GC TWT


Oval top, 48" x 204" (3 pieces), 1½" thick thermofused laminate, #2 textured edgebanding, 3 electrical / communication modules. Finish: One-tone in Dark Chocolate.

T52N-048204 P3 DCH











READY TO SHIP IN 5 DAYS!

Several suggested layouts, components and accessories identified by this pictogram are part of the **Lacasse quick delivery program**.

Please refer to page 3 for complete program details.



COMPATIBILITY CHART – CONFERENCE TABLES

		BASE OPTIONS														
																
TOP LENGTHS	NO. OF BASES	LB20__	LB24__	CB20	CB24	UCB20	UCB24	TB26	TB33	XB33	DC22	DC27	STL2	ATL2	QTL2	VTL2
36" DEPTH	36" R - SQ - B	1								•	•					
	48"	2											•	•	•	•
	60" to 96"	2						•			•		•	•	•	•
42" DEPTH	42" R - SQ - B	1								•		•				
	42" to 48"	2											•	•	•	•
	60"	2	•		•		•	•			•		•	•	•	•
	72" to 96"	2	•		•		•	•			•	•	•	•	•	•
48" DEPTH	48" R	1								•		•				
	48"	2											•	•	•	•
	60"	2		•		•		•					•	•	•	•
	72" to 96"	2		•		•		•				•	•	•	•	•
	108" to 192"	3		•		•		•					•	•	•	•
	204" to 252"	4		•		•		•					•	•	•	•
54" DEPTH	54"	2											•	•	•	•
	60"	2							•				•	•	•	•
	72" to 96"	2		•		•		•					•	•	•	•
	108" to 192"	3		•		•		•					•	•	•	•
	204" to 252"	4		•		•		•					•	•	•	•
60" DEPTH	60"	2											•	•	•	•



HPL Surfaces (\$)

	Approx. number of places	Section	W x D (in)	X	Y	W x D (mm)	X	Y	Code	All Laminate (\$)	HPL Surfaces (\$)
 1½" thick. Grommet option, add: GC: \$64. Module option, add: PC: \$442.	4	1	36 x 36			900 x 900			T___-R36	531	677
	4	1	42 x 42			1050 x 1050			T___-R42	602	802
	4	1	48 x 48			1200 x 1200			T___-R48	695	957
	6	1	54 x 54			1350 x 1350			T___-R54	866	1,183
	6	1	60 x 60			1500 x 1500			T___-R60	944	1,355
Specify the finish (5, 6). Specify the edge (N, S, 1, 2). Grommet option, specify the accent color (A, S) or specify N for no grommet.											
 1½" thick. Grommet option, add: GC: \$64. Module option, add: PC: \$442. Knife edge (K), add 25% to list price.	4	1	36 x 36			900 x 900			T___-SQ36	442	590
	4	1	42 x 42			1050 x 1050			T___-SQ42	507	704
	4	1	48 x 48			1200 x 1200			T___-SQ48	607	848
	8	1	54 x 54			1350 x 1350			T___-SQ54	728	1,026
	8	1	60 x 60			1500 x 1500			T___-SQ60	866	1,214
Specify the finish (5, 6). Specify the edge (N, S, K, 1, 2). Grommet option, specify the accent color (A, S) or specify N for no grommet.											
 1½" thick. Grommet option, add: GC: \$64. Module option, add: PC: \$442.	4	1	36 x 36		30	900 x 900		750	T___-B36	475	627
	4	1	42 x 42		36	1050 x 1050		900	T___-B42	550	740
	4	1	48 x 48		36	1200 x 1200		900	T___-B48	652	911
	8	1	54 x 54		42	1350 x 1350		1050	T___-B54	785	1,119
	8	1	60 x 60		48	1500 x 1500		1200	T___-B60	899	1,299
Specify the finish (5, 6). Specify the edge (N, S, 1, 2). Grommet option, specify the accent color (A, S) or specify N for no grommet.											
 1½" thick. Grommet option, add: GC: \$64. Module option, add: PC: \$442. Knife edge (K), add 25% to list price.	4	1	36 x 36		30	900 x 900		750	T___-A36	481	639
	4	1	42 x 42		36	1050 x 1050		900	T___-A42	557	740
	4	1	48 x 48		36	1200 x 1200		900	T___-A48	659	879
	8	1	54 x 54		42	1350 x 1350		1050	T___-A54	785	1,044
	8	1	60 x 60		48	1500 x 1500		1200	T___-A60	879	1,261
Specify the finish (5, 6). Specify the edge (N, S, K, 1, 2). Grommet option, specify the accent color (A, S) or specify N for no grommet.											
 1½" thick. Grommet option, add: GC: \$64. Module option, add: PC: \$442.	4	1	36 x 36		33	900 x 900		825	T___-W36	475	627
	4	1	42 x 42		39	1050 x 1050		975	T___-W42	550	740
	4	1	48 x 48		42	1200 x 1200		1050	T___-W48	652	911
	8	1	54 x 54		48	1350 x 1350		1200	T___-W54	785	1,114
	8	1	60 x 60		54	1500 x 1500		1350	T___-W60	899	1,299
Specify the finish (5, 6). Specify the edge (N, S, 1, 2). Grommet option, specify the accent color (A, S) or specify N for no grommet.											
 1½" thick. Grommet option, add: GC: \$64 / G2*: \$126. Module option, add: PC: \$442 / P2*: \$886. *Tops starting at 72" wide.	4	1	48 x 36			1200 x 900			T___-RT3648	652	780
	6	1	60 x 36			1500 x 900			T___-RT3660	716	893
	6	1	72 x 36			1800 x 900			T___-RT3672	802	1,038
	8	1	84 x 36			2100 x 900			T___-RT3684	879	1,176
	8	1	96 x 36			2400 x 900			T___-RT3696	944	1,328
	6	1	48 x 42			1200 x 1050			T___-RT4248	659	905
	6	1	60 x 42			1500 x 1050			T___-RT4260	772	1,038
	8	1	72 x 42			1800 x 1050			T___-RT4272	874	1,192
	8	1	84 x 42			2100 x 1050			T___-RT4284	992	1,374
	9	1	96 x 42			2400 x 1050			T___-RT4296	1,101	1,557

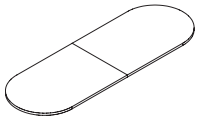
PLEASE REFER TO PAGE 114 FOR BASES AND PAGES 148-149 FOR GROMMETS AND ELECTRICAL / COMMUNICATION MODULE OPTIONS.



	Approx. number of places	Section	W x D (in)	X	Y	W x D (mm)	X	Y	Code	All Laminate (\$)	HPL Surfaces (\$)
Racetrack tops (cont'd)	7	1	60 x 48			1500 x 1200			T__-RT4860	886	1,140
	8	1	72 x 48			1800 x 1200			T__-RT4872	992	1,299
	9	1	84 x 48			2100 x 1200			T__-RT4884	1,101	1,479
	10	1	96 x 48			2400 x 1200			T__-RT4896	1,223	1,658
	8	1	60 x 54			1500 x 1350			T__-RT5460	968	1,403
	8	1	72 x 54			1800 x 1350			T__-RT5472	1,076	1,531
	9	1	84 x 54			2100 x 1350			T__-RT5484	1,192	1,653
	10	1	96 x 54			2400 x 1350			T__-RT5496	1,310	1,766

Specify the finish (5, 6). Specify the edge (N, S, 1, 2). Grommet option, specify the accent color (A, S) or specify N for no grommet.

Racetrack tops

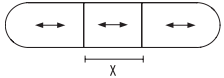
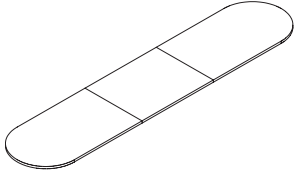


1½" thick. Packed in 2 boxes.
Grommet option, add: GC: \$64 / G2: \$126 / G3: \$190.
Module option, add: PC: \$442 / P2: \$886 / P3: \$1,328.
Two-tone combination, specify N or S edge only.

11	2	108 x 48				2700 x 1200			T__-RT48108	1,519	1,994
12	2	120 x 48				3000 x 1200			T__-RT48120	1,639	2,146
12	2	132 x 48				3300 x 1200			T__-RT48132	1,752	2,298
13	2	144 x 48				3600 x 1200			T__-RT48144	1,874	2,436
14	2	156 x 48				3900 x 1200			T__-RT48156	1,988	2,595
15	2	168 x 48				4200 x 1200			T__-RT48168	2,108	2,741
16	2	180 x 48				4500 x 1200			T__-RT48180	2,222	2,879
17	2	192 x 48				4800 x 1200			T__-RT48192	2,349	3,032
11	2	108 x 54				2700 x 1350			T__-RT54108	1,658	2,139
12	2	120 x 54				3000 x 1350			T__-RT54120	1,804	2,291
13	2	132 x 54				3300 x 1350			T__-RT54132	1,949	2,431
14	2	144 x 54				3600 x 1350			T__-RT54144	2,101	2,600
15	2	156 x 54				3900 x 1350			T__-RT54156	2,253	2,774
15	2	168 x 54				4200 x 1350			T__-RT54168	2,398	2,956
16	2	180 x 54				4500 x 1350			T__-RT54180	2,544	3,127
17	2	192 x 54				4800 x 1350			T__-RT54192	2,676	3,310

Specify the finish (5, 6). Specify the edge (N, S, 1, 2). Grommet option, specify the accent color (A, S) or specify N for no grommet.

Racetrack tops

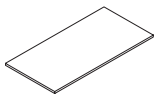


1½" thick. Packed in 3 boxes.
Grommet option, add: GC: \$64 / G2: \$126 / G3: \$190.
Module option, add: PC: \$442 / P2: \$886 / P3: \$1,328.
Two-tone combination, specify N or S edge only.

18	3	204 x 48	60			5100 x 1200	1500		T__-RT48204	2,696	3,444
20	3	216 x 48	60			5400 x 1200	1500		T__-RT48216	2,873	3,659
22	3	228 x 48	60			5700 x 1200	1500		T__-RT48228	3,063	3,887
24	3	240 x 48	60			6000 x 1200	1500		T__-RT48240	3,233	4,108
24	3	252 x 48	60			6300 x 1200	1500		T__-RT48252	3,392	4,329
20	3	204 x 54	60			5100 x 1350	1500		T__-RT54204	2,956	3,735
22	3	216 x 54	60			5400 x 1350	1500		T__-RT54216	3,102	3,943
22	3	228 x 54	60			5700 x 1350	1500		T__-RT54228	3,248	4,145
24	3	240 x 54	60			6000 x 1350	1500		T__-RT54240	3,392	4,356
24	3	252 x 54	60			6300 x 1350	1500		T__-RT54252	3,539	4,569

Specify the finish (5, 6). Specify the edge (N, S, 1, 2). Grommet option, specify the accent color (A, S) or specify N for no grommet.

Rectangular tops



1½" thick.
Grommet option, add: GC: \$64 / G2*: \$126.
Module option, add: PC: \$442 / P2*: \$886.
*Tops starting at 72" wide.
Knife edge (K), add 25% to list price.

4	1	48 x 36				1200 x 900			T__-RC3648	526	716
6	1	60 x 36				1500 x 900			T__-RC3660	595	866
6	1	72 x 36				1800 x 900			T__-RC3672	671	968
8	1	84 x 36				2100 x 900			T__-RC3684	740	1,101
8	1	96 x 36				2400 x 900			T__-RC3696	828	1,223
4	1	48 x 42				1200 x 1050			T__-RC4248	569	836
6	1	60 x 42				1500 x 1050			T__-RC4260	659	992
6	1	72 x 42				1800 x 1050			T__-RC4272	772	1,134
8	1	84 x 42				2100 x 1050			T__-RC4284	886	1,278
8	1	96 x 42				2400 x 1050			T__-RC4296	1,007	1,424

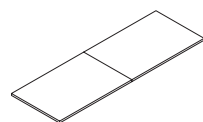


HPL Surfaces (\$)

	Approx. number of places	Section	W x D (in)	X	Y	W x D (mm)	X	Y	Code	All Laminate (\$)	HPL Surfaces (\$)
Rectangular tops (cont'd)	6	1	60 x 48			1500 x 1200			T___-RC4860	695	1,038
	6	1	72 x 48			1800 x 1200			T___-RC4872	811	1,176
	8	1	84 x 48			2100 x 1200			T___-RC4884	924	1,328
	8	1	96 x 48			2400 x 1200			T___-RC4896	1,044	1,479
	8	1	60 x 54			1500 x 1350			T___-RC5460	848	1,147
	8	1	72 x 54			1800 x 1350			T___-RC5472	950	1,289
	10	1	84 x 54			2100 x 1350			T___-RC5484	1,071	1,436
	10	1	96 x 54			2400 x 1350			T___-RC5496	1,183	1,594

Specify the finish (5, 6). Specify the edge (N, S, K, 1, 2). Grommet option, specify the accent color (A, S) or specify N for no grommet.

Rectangular tops

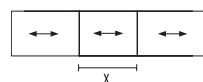
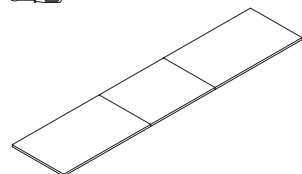


1½" thick. Packed in 2 boxes.
Grommet option, add: GC: \$64 / G2: \$126 / G3: \$190.
Module option, add: PC: \$442 / P2: \$886 / P3: \$1,328.
Two-tone combination, specify N or S edge only.
Knife edge (K), add 25% to list price.

10	2	108 x 48			2700 x 1200			T___-RC48108	1,337	1,772
10	2	120 x 48			3000 x 1200			T___-RC48120	1,456	1,892
10	2	132 x 48			3300 x 1200			T___-RC48132	1,577	2,004
12	2	144 x 48			3600 x 1200			T___-RC48144	1,697	2,158
12	2	156 x 48			3900 x 1200			T___-RC48156	1,810	2,342
14	2	168 x 48			4200 x 1200			T___-RC48168	1,932	2,518
14	2	180 x 48			4500 x 1200			T___-RC48180	2,045	2,691
16	2	192 x 48			4800 x 1200			T___-RC48192	2,164	2,867
12	2	108 x 54			2700 x 1350			T___-RC54108	1,486	1,961
12	2	120 x 54			3000 x 1350			T___-RC54120	1,608	2,108
12	2	132 x 54			3300 x 1350			T___-RC54132	1,727	2,260
14	2	144 x 54			3600 x 1350			T___-RC54144	1,841	2,405
14	2	156 x 54			3900 x 1350			T___-RC54156	1,961	2,550
16	2	168 x 54			4200 x 1350			T___-RC54168	2,076	2,696
16	2	180 x 54			4500 x 1350			T___-RC54180	2,189	2,849
18	2	192 x 54			4800 x 1350			T___-RC54192	2,316	3,000

Specify the finish (5, 6). Specify the edge (N, S, K, 1, 2). Grommet option, specify the accent color (A, S) or specify N for no grommet.

Rectangular tops

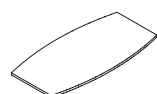


1½" thick. Packed in 3 boxes.
Grommet option, add: GC: \$64 / G2: \$126 / G3: \$190.
Module option, add: PC: \$442 / P2: \$886 / P3: \$1,328.
Two-tone combination, specify N or S edge only.
Knife edge (K), add 25% to list price.

16	3	204 x 48	60		5100 x 1200	1500		T___-RC48204	2,436	3,429
16	3	216 x 48	60		5400 x 1200	1500		T___-RC48216	2,609	3,646
18	3	228 x 48	60		5700 x 1200	1500		T___-RC48228	2,766	3,872
18	3	240 x 48	60		6000 x 1200	1500		T___-RC48240	2,918	4,094
20	3	252 x 48	60		6300 x 1200	1500		T___-RC48252	3,095	4,310
18	3	204 x 54	60		5100 x 1350	1500		T___-RC54204	2,576	3,550
18	3	216 x 54	60		5400 x 1350	1500		T___-RC54216	2,709	3,773
20	3	228 x 54	60		5700 x 1350	1500		T___-RC54228	2,842	3,993
20	3	240 x 54	60		6000 x 1350	1500		T___-RC54240	2,981	4,214
22	3	252 x 54	60		6300 x 1350	1500		T___-RC54252	3,107	4,437

Specify the finish (5, 6). Specify the edge (N, S, K, 1, 2). Grommet option, specify the accent color (A, S) or specify N for no grommet.

Boatshape tops



1½" thick.
Grommet option, add: GC: \$64 / G2*: \$126.
Module option, add: PC: \$442 / P2*: \$886.
*Tops starting at 72" wide.

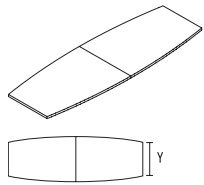
4	1	48 x 36		30	1200 x 900		750	T___-B3648	583	797
6	1	60 x 36		30	1500 x 900		750	T___-B3660	671	924
6	1	72 x 36		30	1800 x 900		750	T___-B3672	772	1,056
8	1	84 x 36		30	2100 x 900		750	T___-B3684	848	1,183
8	1	96 x 36		30	2400 x 900		750	T___-B3696	937	1,317
6	1	48 x 42		36	1200 x 1050		900	T___-B4248	622	848
6	1	60 x 42		36	1500 x 1050		900	T___-B4260	728	1,019
6	1	72 x 42		36	1800 x 1050		900	T___-B4272	893	1,202
8	1	84 x 42		36	2100 x 1050		900	T___-B4284	1,038	1,392
8	1	96 x 42		36	2400 x 1050		900	T___-B4296	1,176	1,594



	Approx. number of places	Section	W x D (in)	X	Y	W x D (mm)	X	Y	Code	All Laminate (\$)	HPL Surfaces (\$)
Boatshape tops (cont'd)	6	1	60 x 48		36	1500 x 1200		900	T___-B4860	772	1,088
	6	1	72 x 48		36	1800 x 1200		900	T___-B4872	918	1,284
	8	1	84 x 48		36	2100 x 1200		900	T___-B4884	1,064	1,479
	8	1	96 x 48		36	2400 x 1200		900	T___-B4896	1,202	1,653
	8	1	60 x 54		42	1500 x 1350		1050	T___-B5460	874	1,202
	8	1	72 x 54		42	1800 x 1350		1050	T___-B5472	962	1,355
	10	1	84 x 54		42	2100 x 1350		1050	T___-B5484	1,083	1,507
	10	1	96 x 54		42	2400 x 1350		1050	T___-B5496	1,214	1,677

Specify the finish (5, 6). Specify the edge (N, S, 1, 2). Grommet option, specify the accent color (A, S) or specify N for no grommet.

Boatshape tops

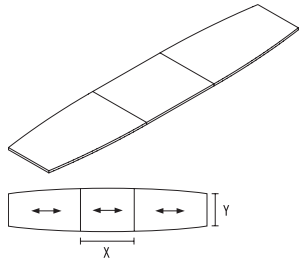


1½" thick. Packed in 2 boxes.
Grommet option, add: GC: \$64 / G2: \$126 / G3: \$190.
Module option, add: PC: \$442 / P2: \$886 / P3: \$1,328.
Two-tone combination, specify N or S edge only.

10	2	108 x 48		36	2700 x 1200		900	T___-B48108	1,486	2,037
10	2	120 x 48		36	3000 x 1200		900	T___-B48120	1,608	2,158
10	2	132 x 48		36	3300 x 1200		900	T___-B48132	1,727	2,285
12	2	144 x 48		36	3600 x 1200		900	T___-B48144	1,841	2,426
12	2	156 x 48		36	3900 x 1200		900	T___-B48156	1,961	2,609
14	2	168 x 48		36	4200 x 1200		900	T___-B48168	2,076	2,779
14	2	180 x 48		36	4500 x 1200		900	T___-B48180	2,189	2,963
16	2	192 x 48		36	4800 x 1200		900	T___-B48192	2,316	3,133
12	2	108 x 54		42	2700 x 1350		1050	T___-B54108	1,571	2,095
12	2	120 x 54		42	3000 x 1350		1050	T___-B54120	1,702	2,246
12	2	132 x 54		42	3300 x 1350		1050	T___-B54132	1,841	2,393
14	2	144 x 54		42	3600 x 1350		1050	T___-B54144	1,988	2,539
14	2	156 x 54		42	3900 x 1350		1050	T___-B54156	2,139	2,676
16	2	168 x 54		42	4200 x 1350		1050	T___-B54168	2,291	2,836
16	2	180 x 54		42	4500 x 1350		1050	T___-B54180	2,431	2,986
18	2	192 x 54		42	4800 x 1350		1050	T___-B54192	2,583	3,127

Specify the finish (5, 6). Specify the edge (N, S, 1, 2). Grommet option, specify the accent color (A, S) or specify N for no grommet.

Boatshape tops

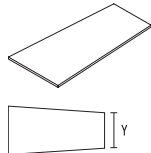


1½" thick. Packed in 3 boxes.
Grommet option, add: GC: \$64 / G2: \$126 / G3: \$190.
Module option, add: PC: \$442 / P2: \$886 / P3: \$1,328.
Two-tone combination, specify N or S edge only.

16	3	204 x 48	60	36	5100 x 1200	1500	900	T___-B48204	2,676	3,753
16	3	216 x 48	60	36	5400 x 1200	1500	900	T___-B48216	2,860	4,002
18	3	228 x 48	60	36	5700 x 1200	1500	900	T___-B48228	3,038	4,253
18	3	240 x 48	60	36	6000 x 1200	1500	900	T___-B48240	3,221	4,506
20	3	252 x 48	60	36	6300 x 1200	1500	900	T___-B48252	3,392	4,752
18	3	204 x 54	60	42	5100 x 1350	1500	1050	T___-B54204	2,867	3,849
18	3	216 x 54	60	42	5400 x 1350	1500	1050	T___-B54216	3,006	4,100
20	3	228 x 54	60	42	5700 x 1350	1500	1050	T___-B54228	3,133	4,347
20	3	240 x 54	60	42	6000 x 1350	1500	1050	T___-B54240	3,267	4,602
22	3	252 x 54	60	42	6300 x 1350	1500	1050	T___-B54252	3,406	4,849

Specify the finish (5, 6). Specify the edge (N, S, 1, 2). Grommet option, specify the accent color (A, S) or specify N for no grommet.

A-shape tops



1½" thick.
Grommet option, add: GC: \$64 / G2*: \$126. Module option, add: PC: \$442 / P2*: \$886.
*Tops starting at 72" wide.
Knife edge (K), add 25% to list price.

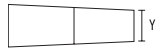
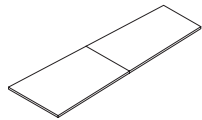
4	1	48 x 36		30	1200 x 900		750	T___-A3648	574	780
6	1	60 x 36		30	1500 x 900		750	T___-A3660	665	918
6	1	72 x 36		30	1800 x 900		750	T___-A3672	765	1,064
8	1	84 x 36		30	2100 x 900		750	T___-A3684	842	1,214
8	1	96 x 36		30	2400 x 900		750	T___-A3696	929	1,360
4	1	48 x 42		36	1200 x 1050		900	T___-A4248	639	848
6	1	60 x 42		36	1500 x 1050		900	T___-A4260	728	1,019
6	1	72 x 42		36	1800 x 1050		900	T___-A4272	879	1,202
8	1	84 x 42		36	2100 x 1050		900	T___-A4284	1,012	1,392
8	1	96 x 42		36	2400 x 1050		900	T___-A4296	1,140	1,594



	Approx. number of places	Section	W x D (in)	X	Y	W x D (mm)	X	Y	Code	All Laminate (\$)	HPL Surfaces (\$)
A-shape tops (cont'd)	6	1	60 x 48		36	1500 x 1200		900	T___-A4860	780	1,088
	6	1	72 x 48		36	1800 x 1200		900	T___-A4872	893	1,284
	8	1	84 x 48		36	2100 x 1200		900	T___-A4884	1,026	1,479
	8	1	96 x 48		36	2400 x 1200		900	T___-A4896	1,152	1,677
	8	1	60 x 54		42	1500 x 1350		1050	T___-A5460	899	1,170
	8	1	72 x 54		42	1800 x 1350		1050	T___-A5472	1,007	1,317
	10	1	84 x 54		42	2100 x 1350		1050	T___-A5484	1,119	1,468
	10	1	96 x 54		42	2400 x 1350		1050	T___-A5496	1,239	1,620

Specify the finish (5, 6). Specify the edge (N, S, K, 1, 2). Grommet option, specify the accent color (A, S) or specify N for no grommet.

A-shape tops

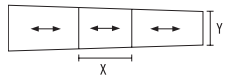
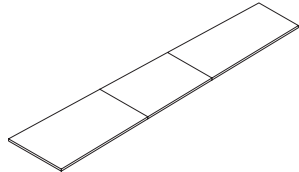


1½" thick. Packed in 2 boxes.
Grommet option, add: GC: \$64 / G2: \$126 / G3: \$190.
Module option, add: PC: \$442 / P2: \$886 / P3: \$1,328.
Two-tone combination, specify N or S edge only.
Knife edge (K), add 25% to list price.

10	2	108 x 48		36	2700 x 1200		900	T___-A48108	1,479	2,024
10	2	120 x 48		36	3000 x 1200		900	T___-A48120	1,601	2,146
10	2	132 x 48		36	3300 x 1200		900	T___-A48132	1,721	2,266
12	2	144 x 48		36	3600 x 1200		900	T___-A48144	1,829	2,411
12	2	156 x 48		36	3900 x 1200		900	T___-A48156	1,949	2,595
14	2	168 x 48		36	4200 x 1200		900	T___-A48168	2,070	2,766
14	2	180 x 48		36	4500 x 1200		900	T___-A48180	2,184	2,948
16	2	192 x 48		36	4800 x 1200		900	T___-A48192	2,311	3,120
12	2	108 x 54		42	2700 x 1350		1050	T___-A54108	1,601	2,052
12	2	120 x 54		42	3000 x 1350		1050	T___-A54120	1,736	2,164
12	2	132 x 54		42	3300 x 1350		1050	T___-A54132	1,867	2,316
14	2	144 x 54		42	3600 x 1350		1050	T___-A54144	1,994	2,462
14	2	156 x 54		42	3900 x 1350		1050	T___-A54156	2,126	2,616
16	2	168 x 54		42	4200 x 1350		1050	T___-A54168	2,266	2,758
16	2	180 x 54		42	4500 x 1350		1050	T___-A54180	2,398	2,899
18	2	192 x 54		42	4800 x 1350		1050	T___-A54192	2,534	3,063

Specify the finish (5, 6). Specify the edge (N, S, K, 1, 2). Grommet option, specify the accent color (A, S) or specify N for no grommet.

A-shape tops

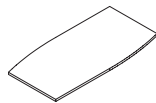


1½" thick. Packed in 3 boxes.
Grommet option, add: GC: \$64 / G2: \$126 / G3: \$190.
Module option, add: PC: \$442 / P2: \$886 / P3: \$1,328.
Two-tone combination, specify N or S edge only.
Knife edge (K), add 25% to list price.

16	3	204 x 48	60	36	5100 x 1200	1500	900	T___-A48204	2,583	3,676
16	3	216 x 48	60	36	5400 x 1200	1500	900	T___-A48216	2,747	3,899
18	3	228 x 48	60	36	5700 x 1200	1500	900	T___-A48228	2,899	4,121
18	3	240 x 48	60	36	6000 x 1200	1500	900	T___-A48240	3,077	4,341
20	3	252 x 48	60	36	6300 x 1200	1500	900	T___-A48252	3,233	4,569
18	3	204 x 54	60	42	5100 x 1350	1500	1050	T___-A54204	2,816	3,735
18	3	216 x 54	60	42	5400 x 1350	1500	1050	T___-A54216	2,956	3,936
20	3	228 x 54	60	42	5700 x 1350	1500	1050	T___-A54228	3,089	4,158
20	3	240 x 54	60	42	6000 x 1350	1500	1050	T___-A54240	3,221	4,404
22	3	252 x 54	60	42	6300 x 1350	1500	1050	T___-A54252	3,348	4,664

Specify the finish (5, 6). Specify the edge (N, S, K, 1, 2). Grommet option, specify the accent color (A, S) or specify N for no grommet.

Wave tops



1½" thick.
Grommet option, add: GC: \$64 / G2*: \$126.
Module option, add: PC: \$442 / P2*: \$886.
*Tops starting at 72" wide.

4	1	48 x 36		33	1200 x 900		825	T___-W3648	569	772
6	1	60 x 36		33	1500 x 900		825	T___-W3660	659	899
6	1	72 x 36		33	1800 x 900		825	T___-W3672	740	1,038
8	1	84 x 36		33	2100 x 900		825	T___-W3684	836	1,176
8	1	96 x 36		33	2400 x 900		825	T___-W3696	924	1,328
4	1	48 x 42		39	1200 x 1050		975	T___-W4248	602	836
6	1	60 x 42		39	1500 x 1050		975	T___-W4260	716	1,007
6	1	72 x 42		39	1800 x 1050		975	T___-W4272	879	1,183
8	1	84 x 42		39	2100 x 1050		975	T___-W4284	1,026	1,382
8	1	96 x 42		39	2400 x 1050		975	T___-W4296	1,164	1,577



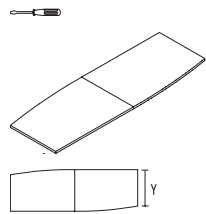
PLEASE REFER TO PAGE 114 FOR BASES AND PAGES 148-149 FOR GROMMETS AND ELECTRICAL / COMMUNICATION MODULE OPTIONS.



	Approx. number of places	Section	W x D (in)	X	Y	W x D (mm)	X	Y	Code	All Laminate (\$)	HPL Surfaces (\$)
Wave tops (cont'd)	6	1	60 x 48		42	1500 x 1200		1050	T___-W4860	785	1,114
	6	1	72 x 48		42	1800 x 1200		1050	T___-W4872	899	1,299
	8	1	84 x 48		42	2100 x 1200		1050	T___-W4884	1,033	1,500
	8	1	96 x 48		42	2400 x 1200		1050	T___-W4896	1,158	1,689
	8	1	60 x 54		48	1500 x 1350		1200	T___-W5460	879	1,261
	8	1	72 x 54		48	1800 x 1350		1200	T___-W5472	992	1,398
	10	1	84 x 54		48	2100 x 1350		1200	T___-W5484	1,119	1,557
	10	1	96 x 54		48	2400 x 1350		1200	T___-W5496	1,245	1,702

Specify the finish (5, 6). Specify the edge (N, S, 1, 2). Grommet option, specify the accent color (A, S) or specify N for no grommet.

Wave tops

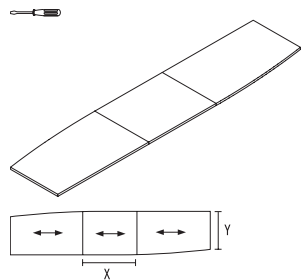


1½" thick. Packed in 2 boxes.
Grommet option, add: GC: \$64 / G2: \$126 / G3: \$190.
Module option, add: PC: \$442 / P2: \$886 / P3: \$1,328.
Two-tone combination, specify N or S edge only.

Wave tops	10	2	108 x 48		42	2700 x 1200		1050	T___-W48108	1,507	2,052
	10	2	120 x 48		42	3000 x 1200		1050	T___-W48120	1,620	2,172
	12	2	132 x 48		42	3300 x 1200		1050	T___-W48132	1,741	2,298
	12	2	144 x 48		42	3600 x 1200		1050	T___-W48144	1,862	2,436
	12	2	156 x 48		42	3900 x 1200		1050	T___-W48156	1,974	2,621
	14	2	168 x 48		42	4200 x 1200		1050	T___-W48168	2,095	2,790
	14	2	180 x 48		42	4500 x 1200		1050	T___-W48180	2,209	2,981
	16	2	192 x 48		42	4800 x 1200		1050	T___-W48192	2,335	3,145
	12	2	108 x 54		48	2700 x 1350		1200	T___-W54108	1,608	2,146
	12	2	120 x 54		48	3000 x 1350		1200	T___-W54120	1,741	2,298
	14	2	132 x 54		48	3300 x 1350		1200	T___-W54132	1,880	2,436
	14	2	144 x 54		48	3600 x 1350		1200	T___-W54144	2,024	2,595
	14	2	156 x 54		48	3900 x 1350		1200	T___-W54156	2,172	2,741
	16	2	168 x 54		48	4200 x 1350		1200	T___-W54168	2,329	2,879
	16	2	180 x 54		48	4500 x 1350		1200	T___-W54180	2,469	3,032
	18	2	192 x 54		48	4800 x 1350		1200	T___-W54192	2,621	3,190

Specify the finish (5, 6). Specify the edge (N, S, 1, 2). Grommet option, specify the accent color (A, S) or specify N for no grommet.

Wave tops



1½" thick. Packed in 3 boxes.
Grommet option, add: GC: \$64 / G2: \$126 / G3: \$190.
Module option, add: PC: \$442 / P2: \$886 / P3: \$1,328.
Two-tone combination, specify N or S edge only.

Wave tops	16	3	204 x 48	60	42	5100 x 1200	1500	1050	T___-W48204	2,696	3,766
	16	3	216 x 48	60	42	5400 x 1200	1500	1050	T___-W48216	2,873	4,013
	18	3	228 x 48	60	42	5700 x 1200	1500	1050	T___-W48228	3,063	4,265
	18	3	240 x 48	60	42	6000 x 1200	1500	1050	T___-W48240	3,233	4,526
	20	3	252 x 48	60	42	6300 x 1200	1500	1050	T___-W48252	3,411	4,772
	18	3	204 x 54	60	48	5100 x 1350	1500	1200	T___-W54204	2,899	3,828
	18	3	216 x 54	60	48	5400 x 1350	1500	1200	T___-W54216	3,038	4,076
	20	3	228 x 54	60	48	5700 x 1350	1500	1200	T___-W54228	3,165	4,329
	20	3	240 x 54	60	48	6000 x 1350	1500	1200	T___-W54240	3,285	4,582
	22	3	252 x 54	60	48	6300 x 1350	1500	1200	T___-W54252	3,406	4,829

Specify the finish (5, 6). Specify the edge (N, S, 1, 2). Grommet option, specify the accent color (A, S) or specify N for no grommet.

Oval tops



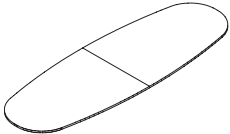
1½" thick.
Grommet option, add: GC: \$64 / G2*: \$126.
Module option, add: PC: \$442 / P2*: \$886.
*Tops starting at 72" wide.

Oval tops	8	1	72 x 42			1800 x 1050			T___-04272	944	1,289
	8	1	84 x 42			2100 x 1050			T___-04284	1,114	1,486
	9	1	96 x 42			2400 x 1050			T___-04296	1,273	1,684
	8	1	72 x 48			1800 x 1200			T___-04872	1,019	1,403
	8	1	84 x 48			2100 x 1200			T___-04884	1,147	1,608
	10	1	96 x 48			2400 x 1200			T___-04896	1,278	1,799
	8	1	72 x 54			1800 x 1350			T___-05472	1,071	1,456
	9	1	84 x 54			2100 x 1350			T___-05484	1,202	1,608
	10	1	96 x 54			2400 x 1350			T___-05496	1,337	1,752

Specify the finish (5, 6). Specify the edge (N, S, 1, 2). Grommet option, specify the accent color (A, S) or specify N for no grommet.

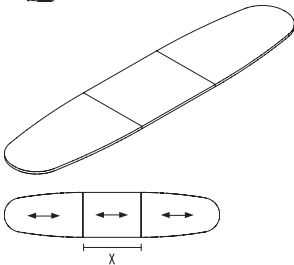


HPL Surfaces (\$)

	Approx. number of places	Section	W x D (in)	X	Y	W x D (mm)	X	Y	Code	All Laminate (\$)	HPL Surfaces (\$)
Oval tops 	11	2	108 x 48			2700 x 1200			T___-048108	1,634	2,164
	12	2	120 x 48			3000 x 1200			T___-048120	1,760	2,291
	12	2	132 x 48			3300 x 1200			T___-048132	1,892	2,405
	13	2	144 x 48			3600 x 1200			T___-048144	2,019	2,550
	14	2	156 x 48			3900 x 1200			T___-048156	2,139	2,734
	15	2	168 x 48			4200 x 1200			T___-048168	2,272	2,899
	16	2	180 x 48			4500 x 1200			T___-048180	2,398	3,089
	17	2	192 x 48			4800 x 1200			T___-048192	2,518	3,259
	11	2	108 x 54			2700 x 1350			T___-054108	1,752	2,246
	12	2	120 x 54			3000 x 1350			T___-054120	1,905	2,393
	13	2	132 x 54			3300 x 1350			T___-054132	2,052	2,539
	14	2	144 x 54			3600 x 1350			T___-054144	2,214	2,676
	15	2	156 x 54			3900 x 1350			T___-054156	2,386	2,836
	15	2	168 x 54			4200 x 1350			T___-054168	2,544	2,986
	16	2	180 x 54			4500 x 1350			T___-054180	2,709	3,127
	17	2	192 x 54			4800 x 1350			T___-054192	2,867	3,272

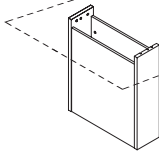
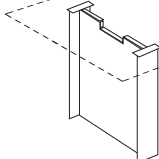
1½" thick. Packed in 2 boxes.
Grommet option, add: GC: \$64 / G2: \$126 / G3: \$190.
Module option, add: PC: \$442 / P2: \$886 / P3: \$1,328.
Two-tone combination, specify N or S edge only.

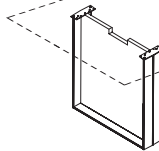
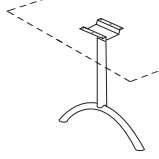
Specify the finish (5, 6). Specify the edge (N, S, 1, 2). Grommet option, specify the accent color (A, S) or specify N for no grommet.

	Approx. number of places	Section	W x D (in)	X	Y	W x D (mm)	X	Y	Code	All Laminate (\$)	HPL Surfaces (\$)
Oval tops 	18	3	204 x 48	60		5100 x 1200	1500		T___-048204	2,904	3,849
	20	3	216 x 48	60		5400 x 1200	1500		T___-048216	3,095	4,100
	22	3	228 x 48	60		5700 x 1200	1500		T___-048228	3,267	4,347
	24	3	240 x 48	60		6000 x 1200	1500		T___-048240	3,449	4,602
	24	3	252 x 48	60		6300 x 1200	1500		T___-048252	3,620	4,849
	20	3	204 x 54	60		5100 x 1350	1500		T___-054204	3,145	3,936
	22	3	216 x 54	60		5400 x 1350	1500		T___-054216	3,267	4,214
	22	3	228 x 54	60		5700 x 1350	1500		T___-054228	3,386	4,500
	24	3	240 x 54	60		6000 x 1350	1500		T___-054240	3,507	4,759
	24	3	252 x 54	60		6300 x 1350	1500		T___-054252	3,633	5,019


1½" thick. Packed in 3 boxes.
Grommet option, add: GC: \$64 / G2: \$126 / G3: \$190.
Module option, add: PC: \$442 / P2: \$886 / P3: \$1,328.
Two-tone combination, specify N or S edge only.

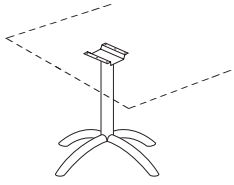
Specify the finish (5, 6). Specify the edge (N, S, 1, 2). Grommet option, specify the accent color (A, S) or specify N for no grommet.

BASES		W x D x H (in)	W x D x H (mm)	Code	Price (\$)
Thermofused laminate bases 	<i>This base allows you to connect electric cables to a floor plug. WM at the end of the code indicates a base with 110° hinges and a locked storage unit. Specify the laminate finish.</i>	20 x 8 x 28	518 x 200 x 713	TNNN-LB20	574
		20 x 8 x 28	518 x 200 x 713	TNNN-LB20WM	721
		24 x 8 x 28	618 x 200 x 713	TNNN-LB24	602
		24 x 8 x 28	618 x 200 x 713	TNNN-LB24WM	765
	Combined bases 	<i>Laminate with Silver anodized aluminum extrusions. Specify the laminate finish. Available in Silver only.</i>	20 x 6 x 28	530 x 150 x 713	TNNS-CB20
		24 x 6 x 28	630 x 150 x 713	TNNS-CB24	475

U-shaped combined bases		W x D x H (in)	W x D x H (mm)	Code	Price (\$)
	<i>Laminate with Silver anodized aluminum contour. Specify the laminate finish.</i>	20 x 6 x 28	530 x 150 x 713	TNNS-UCB20	557
		24 x 6 x 28	630 x 150 x 713	TNNS-UCB24	574
Metal T-bases 		<i>The top plate allows the mounting of a LGC-PC.</i>			
		30 x 3 x 28	760 x 75 x 713	TNN_-TB26	343
		35 x 3 x 28	888 x 75 x 713	TNN_-TB33	349

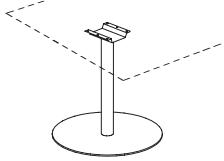
Specify the accent color (A, S).

	W x D x H (in)	W x D x H (mm)	Code	Price (\$)
Metal X-base	<i>The top plate allows the mounting of a LGC-PC.</i>			
	35 x 35 x 28	888 x 888 x 713	TNN_-XB33	689




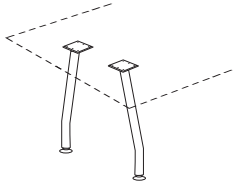
Specify the accent color (A, S).

	W x D x H (in)	W x D x H (mm)	Code	Price (\$)
Metal disc bases	<i>The top plate allows the mounting of a LGC-PC.</i>			
	22 x 4 x 28	559 x 101 x 713	TNN_-DC22	639
	27 x 4 x 28	691 x 101 x 713	TNN_-DC27	780



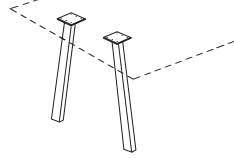
Specify the accent color (A, S).

	W x D x H (in)	W x D x H (mm)	Code	Price (\$)
Metal spider legs	<i>2 legs.</i>			
	8 x 2 x 28	212 x 51 x 713	TNN_-STL2	 442




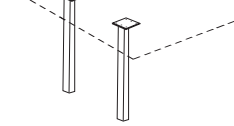
Specify the accent color (A, S).

	W x D x H (in)	W x D x H (mm)	Code	Price (\$)
Metal angled legs	<i>2 legs.</i>			
	9 x 2 x 28	228 x 51 x 713	TNN_-ATL2	463




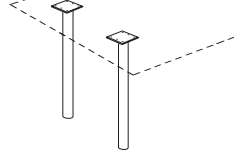
Specify the accent color (A, S).

	W x D x H (in)	W x D x H (mm)	Code	Price (\$)
Metal square legs	<i>2 legs.</i>			
	2 x 2 x 28	51 x 51 x 713	TNN_-QTL2	 260



Specify the accent color (A, S).

	W x D x H (in)	W x D x H (mm)	Code	Price (\$)
Metal round legs	<i>2 legs.</i>			
	2½ x 2½ x 28	64 x 64 x 713	TNN_-VTL2	 260



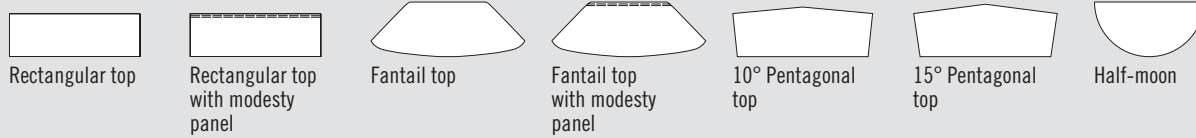
Specify the accent color (A, S).

MODULAR TABLES

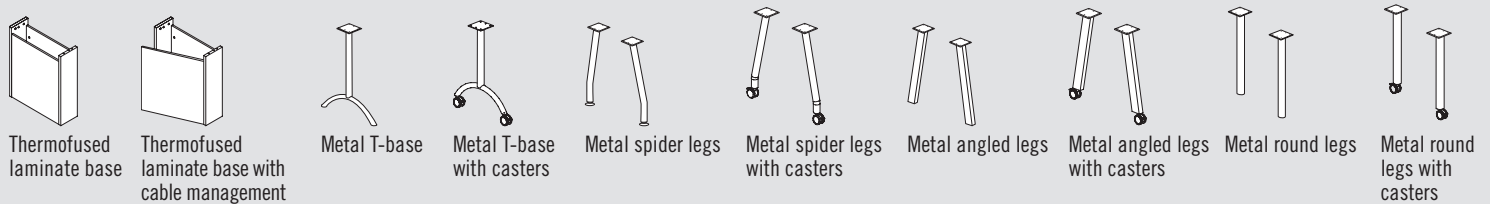
Try a modular table and you'll never want to use anything else. Highly original and adaptable, our freestanding modular tables can be easily configured to your needs and requirements, allowing you to organize all kinds of presentations, training sessions and meetings.

Explore their potential and multiple functionalities to help you find the ideal solution.

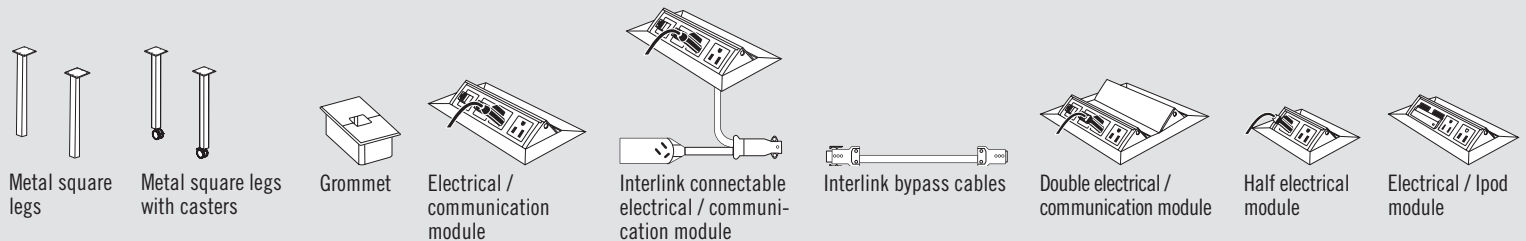
TOPS



BASES



TECHNOLOGY INTEGRATION



CONSTRUCTION

Table surfaces are made of thermofused laminate panels, finished on both sides. Scratch-resistant (45 lb/ft³) tops are 1½" (38 mm) thick and are also offered in high-pressure laminate, adding a thickness of ¼" (1,5 mm). All surface edges are finished with thick thermoplastic polymer edgebanding.



Table surfaces are pre-drilled and position of the bases is assured with metal-on-metal hardware assembly and metal screws. Easy to assemble, all tables meet BIFMA standards.

Connectors are available to attach two modular tables together, offering a quick and practical way to reconfigure your furniture, without the use of tools. Surfaces with a depth of 24" and 30" (600 and 750 mm) are perforated, ready to receive the connector. Refer to the Accessories section, page 140.

The price list includes a column featuring an estimated number of seating places for each table. These numbers are based on the assumption that 28" (700 mm) is the minimum space required for people to work comfortably seated next to each other.

TABLE SURFACES

- Depths: 24" and 30" (600 and 750 mm)
- Widths (depending on shapes): 36" to 96" (900 to 2400 mm), in increments of 6" (150 mm)

ACCENT COLORS



S – Silver



A – Anthracite Grey


The accent color applies to non-laminate components such as bases, grommets, and modesty supports.

Exceptions: Power units and Interlink modules are in Silver anodized aluminum.

EDGEBOARDING

1½" (38 mm) thick tops.


N edge



Smooth, ¼" (3 mm) thick edge.


The N edge is matched with the finish specified for the surface.

S edge




Silver edge.

Textured 1 edge



Textured, ⅝" (4 mm) thick edge.

Textured 2 edge



The textured 1 and 2 edges are available (and in matching color) ONLY when a wood grain finish is specified for the surface.

EDGEBOARDING POSITION

Smooth N & S edgebanding



Textured 1 & 2 edgebanding



MODESTY PANEL

It is possible to order rectangular or fantail tops with or without a half-height modesty panel. Modesty panels are made of 5/8" (16 mm) thick thermofused laminate panels finished on both sides. A 1 1/2" (38 mm) space between the work surface and the panel allows wires to pass through. Modesty panels are not available for 10° and 15° pentagonal tops.

TWO-TONE APPLICATION


Rectangular or fantail tops for modular tables with optional modesty panel can be ordered in a combination of two finishes. For two-tone applications, the first finish specified will be applied to the surface (grey area) and the second finish specified will be applied to the modesty panel.

TECHNOLOGY INTEGRATION

All tables can be ordered with grommets or electrical / communication modules. At the end of the table code, specify the code for the desired cut-out type. Cut-outs for **G** grommets or **P** modules are manufactured in a preset position at the factory.

P modules are available with single cord option or with Interlink system which allows multiple units to be connected together in a sequence. Refer to Interlink electrical / communication module section on page 131 for more information.

Modules need to be ordered separately when **P** option is specified. Please see page 147. **G** grommet is included with the surface.



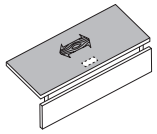
G grommet



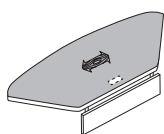
P Electrical / communication module

Refer to the Accessories section, page 146 for more electrical / communication modules. Cut-out to be made on-site or special-ordered.

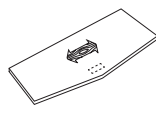
Please refer to the illustrations below for the two-tone application, the wood grain direction and the preset cut-out position for **G** grommets or **P** modules.



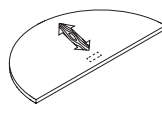
Rectangular top with modesty panel



Fantail top with modesty panel



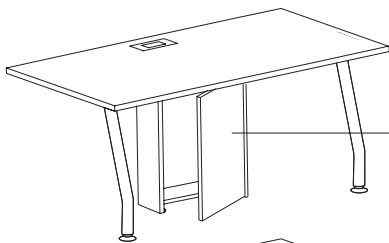
10° or 15° pentagonal top




Half-moon

WIRE MANAGEMENT SYSTEMS

The **LB__WM** thermofused laminate base offers a vertical wire management system with a lockable storage unit. It is designed with a 6" (150 mm) recessed bottom that can be positioned above a floor plug. The hinges of the storage unit easily open up to 110°. It is possible to add horizontal PVC wire management channels (LGC-HWMCxx_(A, S)) under the table's work surface or vertical PVC wire management channels (LGC-VWMC20_(A, S)) on legs. Please refer to the Accessories section, page 146.



TNNN-LB20WM



LGC-HWMCxx_(A, S)

LGC-VWMC20_(A, S)

MODULAR TABLE BASES

Refer to the Compatibility Table, on page 116, for the number of bases required for the dimensions of the table's work surface. It is possible to order different types of bases for the same surface. Metal legs are finished with a Silver or Anthracite Grey ultra-resistant, electrostatic paint.

LEVELERS

Fixed bases are equipped with levelers that can be adjusted to a height of 1/4" (31 mm), except for spider legs, which can be adjusted to a height of 1/2" (12 mm), and 24" (600 mm) T-bases, which can be adjusted to a height of 3/4" (19 mm).



LB20/LB30



LB20WM/LB30WM



TB24



STL2



ATL2



VTL2



QTL2



MTB24



MSTL2



MATL2



MVTL2



MQTL2

CODIFICATION

Series	Finish / Thickness	Edgebanding	Options	
			Accent color	Electrical integration / Quantity
T	5 Thermofused laminate 1 1/2"	N Smooth edge S Silver edge	N N/A A Anthracite Grey S Silver	_ No grommet / No module G Grommet P Cut-out for electrical / communication module
	6 High-pressure laminate 1 1/2"	1 Textured 1 edge 2 Textured 2 edge		

ORDERING EXAMPLES

Rectangular top, 30" x 60", 1 1/2" thick thermofused laminate, smooth edgebanding, modesty panel, cut-out with grommet, Silver. Finish: One-tone in Tuscany Walnut.

T5NS-RCMM3060 G TWT

10° pentagonal top, 24" x 60", 1 1/2" thick thermofused laminate, #1 textured edgebanding, cut-out for 1 electrical / communication module. Finish: One-tone in Natural Cherry.

T51N-PM2460 P NTL

Fantail top, 24" x 48", 1 1/2" thick high-pressure laminate, smooth edgebanding, modesty panel. Finish: Two-tone in Tuscany Walnut and Willow Grey.

T6NN-FTMM2448 TWT/WGR








READY TO SHIP IN 5 DAYS!

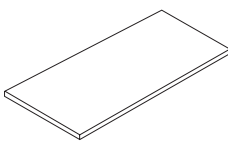
Several suggested layouts, components and accessories identified by this pictogram are part of the **Lacasse quick delivery program**.

Please refer to page 3 for complete program details.



COMPATIBILITY CHART – MODULAR TABLES

		BASE OPTIONS						
								
		TB24 + LB20	STL2 + LB20 ATL2 + LB20 QTL2 + LB20 VTL2 + LB20	STL2 + LB30 ATL2 + LB30 QTL2 + LB30 VTL2 + LB30 TB24 + LB30	TB24	STL2 ATL2 QTL2 VTL2	MTB24	MSTL2 MATL2 MQTL2 MVTL2
RECTANGULAR PENTAGONAL	SURFACE DEPTHS							
	SURFACE WIDTHS							
24"	48" à 72"	•	•		•	•	•	•
	78" à 96"	•			•	•		
	48" à 72"	•	•		•	•	•	•
	78" à 96"	•			•	•		
30"	36" à 42"				•	•	•	•
	48" à 60"	•	•		•	•	•	•
	42"				•	•	•	•
	48" à 60"	•	•		•	•	•	•
30"	60"			•	•	•	•	•

Rectangular tops	Approx. number of places	W x D (in)	X	Y	Z	W x D (mm)	X	Y	Z	Code	All Laminate (\$)	HPL Surfaces (\$)
	1	48 x 24				1200 x 600				T___-RCM2448	481	627
	2	54 x 24				1350 x 600				T___-RCM2454	526	671
	2	60 x 24				1500 x 600				T___-RCM2460	564	716
	2	66 x 24				1650 x 600				T___-RCM2466	595	780
	2	72 x 24				1800 x 600				T___-RCM2472	639	823
	3	78 x 24				1950 x 600				T___-RCM2478	671	874
	3	84 x 24				2100 x 600				T___-RCM2484	709	929
	3	90 x 24				2250 x 600				T___-RCM2490	765	1,001
	3	96 x 24				2400 x 600				T___-RCM2496	802	1,049
	1	48 x 30				1200 x 750				T___-RCM3048	539	709
	2	54 x 30				1350 x 750				T___-RCM3054	574	765
	2	60 x 30				1500 x 750				T___-RCM3060	607	811
	2	66 x 30				1650 x 750				T___-RCM3066	652	874
	2	72 x 30				1800 x 750				T___-RCM3072	689	924
	3	78 x 30				1950 x 750				T___-RCM3078	740	1,001
	3	84 x 30				2100 x 750				T___-RCM3084	797	1,056
	3	90 x 30				2250 x 750				T___-RCM3090	842	1,127
	3	96 x 30				2400 x 750				T___-RCM3096	899	1,183

Specify the finish (5, 6). Specify the edge (N, S, 1, 2). Grogmet option, specify the accent color (A, S) or specify N for no grogmet.

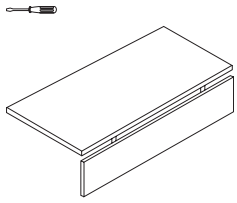
FOR P OPTION: REFER TO PAGE 149 FOR PC MODULE OR PAGE 131 FOR INTERLINK CONNECTION MODULE. SOME RESTRICTIONS APPLY. SEE INSTRUCTIONS BEFORE PLACING ORDER.

QUORUM MULTICONFERENCE – MODULAR TABLES



All Laminate (\$)
HPL Surfaces (\$)

Rectangular tops with modesty panel

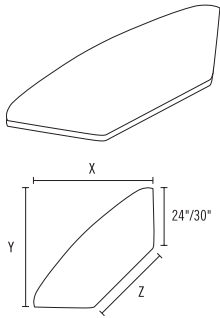


1½" thick. Laminate modesty panel
⅝" thick. 2 supports included.
Grommet option, add: G: \$64.
Specify the accent color (A, S).
Module cut-out option, add: P
at the end of the code.

Approx. number of places	W x D (in)	X	Y	Z	W x D (mm)	X	Y	Z	Code	All Laminate (\$)	HPL Surfaces (\$)
1	48 x 24				1200 x 600				T__-RCMM2448	677	802
2	54 x 24				1350 x 600				T__-RCMM2454	709	848
2	60 x 24				1500 x 600				T__-RCMM2460	754	911
2	66 x 24				1650 x 600				T__-RCMM2466	797	962
2	72 x 24				1800 x 600				T__-RCMM2472	836	1,033
3	78 x 24				1950 x 600				T__-RCMM2478	899	1,088
3	84 x 24				2100 x 600				T__-RCMM2484	944	1,158
3	90 x 24				2250 x 600				T__-RCMM2490	1,007	1,234
3	96 x 24				2400 x 600				T__-RCMM2496	1,049	1,289
1	48 x 30				1200 x 750				T__-RCMM3048	709	899
2	54 x 30				1350 x 750				T__-RCMM3054	765	944
2	60 x 30				1500 x 750				T__-RCMM3060	811	1,012
2	66 x 30				1650 x 750				T__-RCMM3066	866	1,071
2	72 x 30				1800 x 750				T__-RCMM3072	911	1,140
3	78 x 30				1950 x 750				T__-RCMM3078	962	1,214
3	84 x 30				2100 x 750				T__-RCMM3084	1,033	1,284
3	90 x 30				2250 x 750				T__-RCMM3090	1,083	1,360
3	96 x 30				2400 x 750				T__-RCMM3096	1,147	1,430

Specify the finish (5, 6). Specify the edge (N, S, 1, 2). Specify the accent color (A, S).

Fantail tops

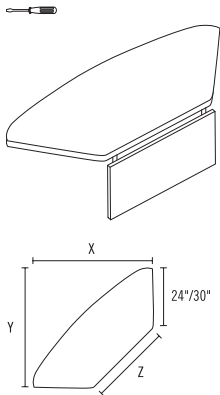


1½" thick.
Grommet option, add: G: \$64.
Specify the accent color (A, S).
Module cut-out option, add: P
at the end of the code.

1	50 x 24	36	36	13¼	1273 x 610	900	900	335	T__-FTM2436	531	665
1	58 x 24	42	42	21½	1485 x 610	1050	1050	547	T__-FTM2442	564	695
2	67 x 24	48	48	29⅞	1697 x 610	1200	1200	759	T__-FTM2448	583	740
2	75 x 24	54	54	38¼	1909 x 610	1350	1350	971	T__-FTM2454	607	785
2	83 x 24	60	60	46½	2121 x 610	1500	1500	1183	T__-FTM2460	639	823
1	58 x 28	42	42	13¼	1485 x 715	1050	1050	335	T__-FTM3042	602	785
2	67 x 28	48	48	21½	1697 x 715	1200	1200	541	T__-FTM3048	646	836
2	75 x 28	54	54	29⅞	1909 x 715	1350	1350	759	T__-FTM3054	671	899
2	83 x 28	60	60	46½	2121 x 715	1500	1500	971	T__-FTM3060	716	968

Specify the finish (5, 6). Specify the edge (N, S, 1, 2). Grommet option, specify the accent color (A, S) or specify N for no grommet.

Fantail tops with modesty panel



1½" thick. Laminate modesty panel
⅝" thick. 2 supports included.
Grommet option, add: G: \$64.
Specify the accent color (A, S).
Module cut-out option, add: P
at the end of the code.

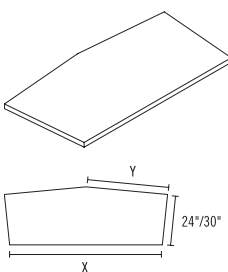
1	50 x 24	36	36	13¼	1273 x 610	900	900	335	T__-FTMM2436	721	866
2	58 x 24	42	42	21½	1485 x 610	1050	1050	547	T__-FTMM2442	772	905
2	67 x 24	48	48	29⅞	1697 x 610	1200	1200	759	T__-FTMM2448	797	950
2	75 x 24	54	54	38¼	1909 x 610	1350	1350	971	T__-FTMM2454	823	1,007
3	83 x 24	60	60	46½	2121 x 610	1500	1500	1183	T__-FTMM2460	866	1,049
2	58 x 28	42	42	13¼	1485 x 715	1050	1050	335	T__-FTMM3042	817	1,001
2	67 x 28	48	48	21½	1697 x 715	1200	1200	541	T__-FTMM3048	866	1,056
2	75 x 28	54	54	29⅞	1909 x 715	1350	1350	759	T__-FTMM3054	899	1,127
3	83 x 28	60	60	46½	2121 x 715	1500	1500	971	T__-FTMM3060	944	1,202

Specify the finish (5, 6). Specify the edge (N, S, 1, 2). Specify the accent color (A, S).



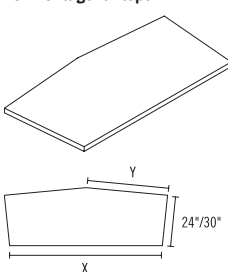

HPL Surfaces (\$)

All Laminate (\$)

	Approx. number of places	W x D (in)	X	Y	Z	W x D (mm)	X	Y	Z	Code	All Laminate (\$)	HPL Surfaces (\$)
10° Pentagonal tops 	2	51 ³ / ₈ x 25 ⁷ / ₈	48	25 ¹ / ₂		1304 x 654	1200	648		T___-PM2448	569	721
	2	57 ³ / ₈ x 26	54	28 ¹ / ₂		1454 x 661	1350	724		T___-PM2454	595	780
	2	63 ¹ / ₂ x 26 ³ / ₈	60	31 ¹ / ₂		1604 x 667	1500	799		T___-PM2460	627	823
	2	69 x 26 ¹ / ₂	66	34 ¹ / ₂		1754 x 674	1650	874		T___-PM2466	665	879
	2	75 x 26 ⁷ / ₈	72	37 ³ / ₈		1904 x 681	1800	949		T___-PM2472	695	924
	3	81 x 27	78	40 ³ / ₈		2054 x 687	1950	1025		T___-PM2478	740	992
	3	86 ⁷ / ₈ x 27 ³ / ₈	84	43 ³ / ₈		2204 x 694	2100	1100		T___-PM2484	797	1,049
	2	64 ³ / ₈ x 32 ¹ / ₄	60	32		1630 x 818	1500	812		T___-PM3060	704	957
	2	70 x 31 ¹ / ₂	66	35		1780 x 825	1650	887		T___-PM3066	740	1,019
	2	76 x 32 ³ / ₄	72	38		1930 x 831	1800	963		T___-PM3072	785	1,064
	3	82 x 33	78	40 ⁷ / ₈		2080 x 838	1950	1038		T___-PM3078	823	1,127
	3	87 ⁷ / ₈ x 32 ¹ / ₄	84	43 ⁷ / ₈		2230 x 844	2100	1113		T___-PM3084	879	1,176

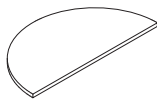
1¹/₂" thick.
Grommet option, add: G: \$64.
Module cut-out option, add: P at the end of the code.

Specify the finish (5, 6). Specify the edge (N, S, 1, 2). Grommet option, specify the accent color (A, S) or specify N for no grommet.

15° Pentagonal tops 	2	53 ³ / ₈ x 27	48	26 ¹ / ₂		1356 x 683	1200	674		T___-PM24485	569	721
	2	59 ⁵ / ₁₆ x 27 ⁵ / ₁₆	54	29 ¹ / ₂		1506 x 693	1350	750		T___-PM24545	595	780
	2	65 ¹ / ₄ x 27 ³ / ₄	60	32 ¹ / ₂		1656 x 703	1500	826		T___-PM24605 	627	823
	2	71 x 28	66	35 ¹ / ₂		1806 x 713	1650	901		T___-PM24665	665	879
	2	77 x 28 ³ / ₈	72	38 ¹ / ₂		1956 x 722	1800	977		T___-PM24725	695	924
	3	83 x 28 ⁷ / ₈	78	41 ¹ / ₂		2106 x 732	1950	1053		T___-PM24785	740	992
	3	88 ⁷ / ₈ x 29 ¹ / ₄	84	44 ¹ / ₂		2256 x 742	2100	1128		T___-PM24845	797	1,049
	2	66 ³ / ₄ x 33 ⁵ / ₈	60	33 ³ / ₄		1695 x 854	1500	845		T___-PM30605	704	957
	2	72 ⁵ / ₈ x 34	66	36 ¹ / ₄		1845 x 864	1650	920		T___-PM30665	740	1,019
	2	78 ¹ / ₂ x 34 ³ / ₈	72	39 ¹ / ₄		1995 x 874	1800	997		T___-PM30725	785	1,064
	3	84 ¹ / ₂ x 34 ⁷ / ₈	78	42 ¹ / ₄		2145 x 884	1950	1072		T___-PM30785	823	1,127
	3	90 ³ / ₈ x 35 ¹ / ₄	84	45 ¹ / ₈		2295 x 893	2100	1148		T___-PM30845	879	1,176

1¹/₂" thick.
Grommet option, add: G: \$64.
Module cut-out option, add: P at the end of the code.

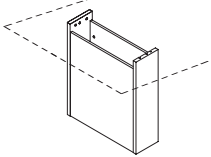
Specify the finish (5, 6). Specify the edge (N, S, 1, 2). Grommet option, specify the accent color (A, S) or specify N for no grommet.

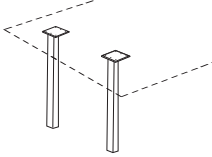
Half-moon tops 	2	60 x 30				1500 x 750				T___-HRM3060	677	866
--	---	---------	--	--	--	------------	--	--	--	--------------	-----	-----

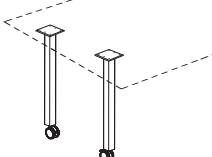
1¹/₂" thick.
Grommet option, add: G: \$64.
Specify the finish (A, S).
Module cut-out option, add: P at the end of the code.

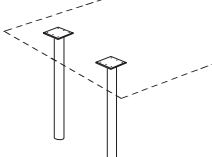
Specify the finish (5, 6). Specify the edge (N, S, 1, 2). Grommet option, specify the accent color (A, S) or specify N for no grommet.

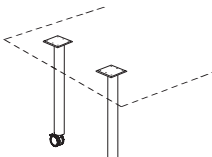
QUORUM MULTICONFERENCE – MODULAR TABLES

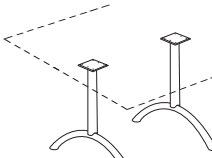
	W x D x H (in)	W x D x H (mm)	Code	Price (\$)
Thermofused laminate bases	<i>This base allows you to connect electric cables to a floor plug. WM at the end of the code indicates a base with 110° hinges and a locked storage unit. Specify the laminate finish.</i>			
	20 x 8 x 28	518 x 200 x 713	TNN-LB20	574
	20 x 8 x 28	518 x 200 x 713	TNN-LB20WM	721
	30 x 8 x 28	768 x 200 x 713	TNN-LB30	646
	30 x 8 x 28	768 x 200 x 713	TNN-LB30WM	797

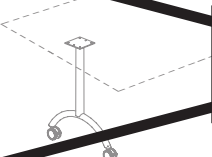
Metal square legs	<i>2 legs.</i>			
	2 x 2 x 28	51 x 51 x 713	TNN_-QTL2	260
	Specify the accent color (A, S).			

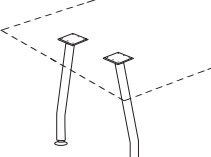
Metal square legs with casters	<i>2 legs. Casters with brakes.</i>			
	2 x 2 x 28	51 x 51 x 713	TNN_-MQTL2	260
	Specify the accent color (A, S).			

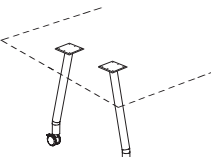
Metal round legs	<i>2 legs.</i>			
	2½ x 2½ x 28	64 x 64 x 713	TNN_-VTL2	260
	Specify the accent color (A, S).			

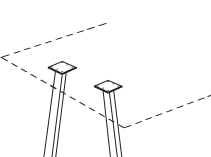
Metal round legs with casters	<i>2 legs. Casters with brakes.</i>			
	2½ x 2½ x 28	64 x 64 x 713	TNN_-MVTL2	260
	Specify the accent color (A, S).			


Metal T-bases	<i>2 legs.</i>			
	23 x 2 x 28	588 x 51 x 713	TNN_-TB24	519
	Specify the accent color (A, S).			

	W x D x H (in)	W x D x H (mm)	Code	Price (\$)
Metal T-bases with casters	<i>2 legs. Casters with brakes.</i>			
	21 x 2 x 28	531 x 51 x 713	TNN_-MTP24	519
Items discontinued				

Metal spider legs	<i>2 legs. Aluminum levelers.</i>			
	8 x 2 x 28	212 x 51 x 713	TNN_-STL2	442
	Specify the accent color (A, S).			

Metal spider legs with casters	<i>2 legs. Casters with brakes.</i>			
	8 x 2 x 28	212 x 51 x 713	TNN_-MSTL2	519
	Specify the accent color (A, S).			

Metal angled legs	<i>2 legs.</i>			
	9 x 2 x 28	228 x 51 x 713	TNN_-ATL2	463
	Specify the accent color (A, S).			

Metal angled legs with casters	<i>2 legs. Casters with brakes.</i>			
	9 x 2 x 28	228 x 51 x 713	TNN_-MATL2	463
	Specify the accent color (A, S).			

INTERLINK ELECTRICAL & COMMUNICATION MODULES

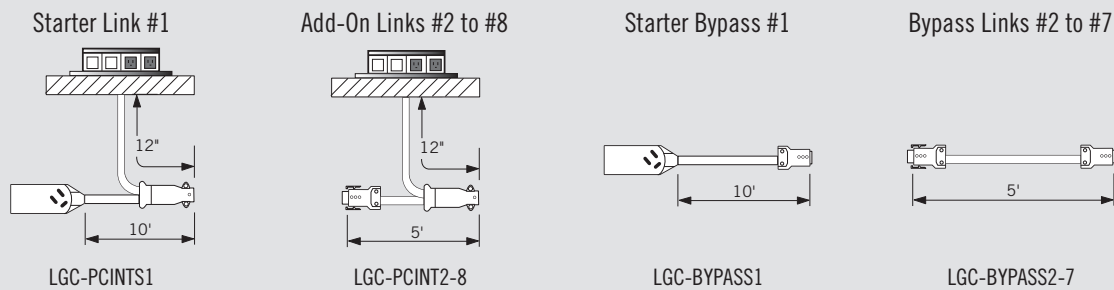
- When multiple power modules are needed for modular tables, but there is not necessary power supply to do so, then Interlink Electrical and Communication modules are the solution. Interlink allows the connection of one power module to the next, providing power for all of them in the series. Designed specifically for movable furniture, Interlink allows you to configure your workspace exactly how you want it.
- Single circuit power.
- Interlink Electrical and Communication module allows the possibility to add two outlets for fax, phone, or computer.
- Up to 8 duplex devices, 40 ft maximum total length.

To have 8 tables connected on-line, they must be smaller or equal to 60" (1500 mm) in length. If the tables measure more than 60" in length, the links must be connected with a bypass link.

- Links are numbered and color-coded and must be connected in sequence, for example, black with black, red with red. It is an electrical system easy to connect and disconnect.
- Bypass Links: required for tables over 60" (1500 mm) in length, are color and number coded exactly like the links, must be connected in sequence. For each bypass link included in the connection, one link must be deducted to have a maximum of 8 units overall.
- Anodized aluminum finish.
- UL recognized electrical power module component per UL 962.

*Remember to use adhesive wire channel LGC-HWMC__ to manage wires.
Refer to the Accessories section, page 146.

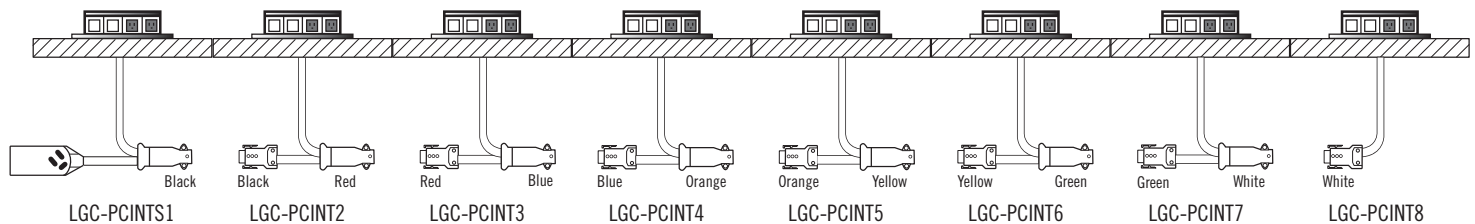
COMPONENTS OF THE INTERLINK SYSTEM: STARTER AND ADD-ON



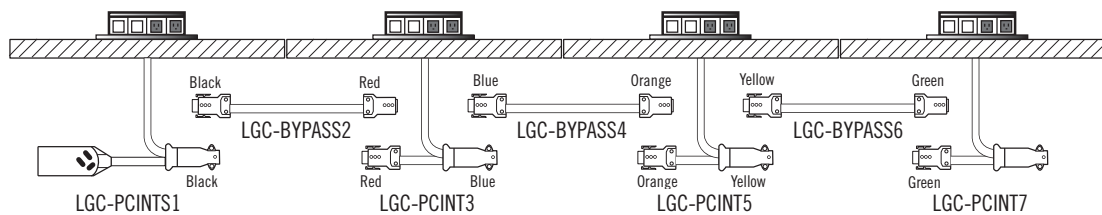
HOW TO CONNECT THE INTERLINK UNITS WITH EACH OTHER

Links and Bypass Links must be connected in sequence:

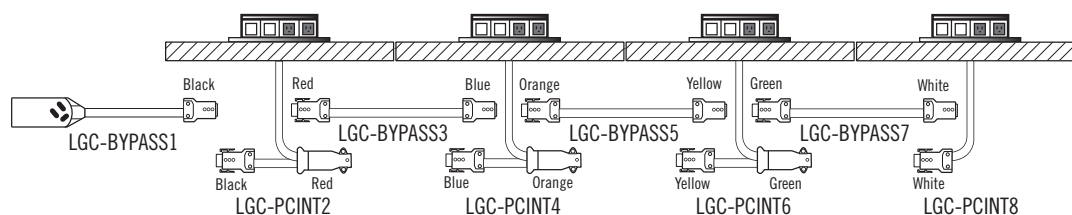
- Example with 8 tables of 60": 8 Links, no Bypass Links



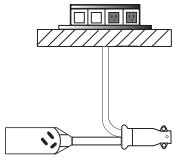
- Example with 4 tables of 96": 4 Links, 3 Bypass Links



- Example with 4 tables of 72": 4 Links. Since the first Link is placed at more than 10 ft from the power source, the connection starts with the starter Bypass #1.



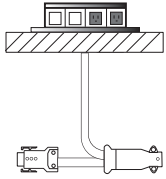
Starter electrical link module #1



8¼ x 4¾ x 3"
212 x 110 x 75 mm

Description	Color	Code	Price (\$)
<i>2 electrical outlets. Can accommodate 2 computer jack models for AMP or Panduit, fax, telephone. 10' cord with wall outlet. Anodized aluminum.</i>			
Starter link #1	Black	LGC-PCINTS1	557

Electrical link modules



8¼ x 4¾ x 3"
212 x 110 x 75 mm


<i>2 electrical outlets. Can accommodate 2 computer jack models for AMP or Panduit, fax, telephone. 5' cord. Anodized aluminum.</i>			
Add-on Link #2	Black/Red	LGC-PCINT2	481
Add-on Link #3	Red/Blue	LGC-PCINT3	481
Add-on Link #4	Blue/Orange	LGC-PCINT4	481
Add-on Link #5	Orange/Yellow	LGC-PCINT5	481
Add-on Link #6	Yellow/Green	LGC-PCINT6	481
Add-on Link #7	Green/White	LGC-PCINT7	481
Add-on Link #8	White	LGC-PCINT8	481

Starter bypass cable #1



Description	Color	Code	Price (\$)
<i>Used when modular table is farther than 5' from power supply. 10' cord with wall outlet.</i>			
Bypass Starter #1	Black	LGC-BYPASS1	209

Bypass cables



<i>To connect electrical link modules to each other, when modular tables are 66" (1650 mm) or longer. 5' cord.</i>			
Bypass Link #2	Black/Red	LGC-BYPASS2	139
Bypass Link #3	Red/Blue	LGC-BYPASS3	139
Bypass Link #4	Blue/Orange	LGC-BYPASS4	139
Bypass Link #5	Orange/Yellow	LGC-BYPASS5	139
Bypass Link #6	Yellow/Green	LGC-BYPASS6	139
Bypass Link #7	Green/White	LGC-BYPASS7	139

TRAINING TABLES

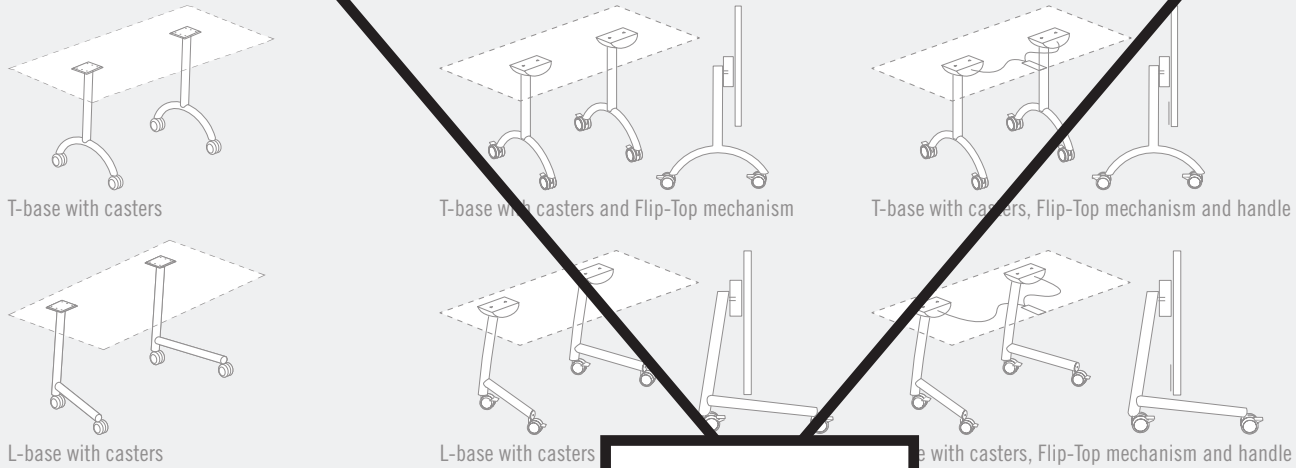
Coordinate shapes and sizes in record times as your needs change. With four locking casters and an optional Flip-Top mechanism that allows you to fold the top down, our training tables can be nested together, moved and stored away, depending on your daily activities.

Finally, a training table that truly makes your life easier!

TOPS

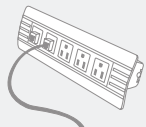


BASES



Items discontinued

TECHNOLOGY INTEGRATION



Removable electrical / communication module

CONSTRUCTION

Table surfaces are made of thermofused laminate panels, finished on both sides. Scratch-resistant (45 lb/ft³) tops are 1" (25 mm) thick and are also offered in high-pressure laminate, adding a thickness of 1/16" (1,5 mm). All surface edges are finished with thick thermoplastic polymer edgebanding.



Table surfaces are pre-drilled and bases are easy to position with metal-on-metal hardware assembly and metal screws. Easy to assemble, all tables meet BIFMA standards.

Connectors are available to attach two training tables together, offering a quick and practical way to reconfigure your workspace, without the use of tools. Surfaces with a depth of 24" and 30" (600 and 750 mm) are perforated, ready to receive the connector. Refer to the Accessories section, page 146.

The price list includes a column featuring an estimated number of seating places for each table. These numbers are based on the assumption that 28" (700 mm) is the minimum space required for people to work comfortably seated next to each other.

SURFACES

- Depths: 24" and 30" (600 and 750 mm)
- Widths: 48" to 72" (1200 to 1800 mm), in increments of 6" (150 mm)

EDGE BANDING

1" (25 mm) thick tops.

N Edge



Smooth, 1/8" (3 mm) thick edge.

The N edge is matched with the finish specified for the surface.

S Edge



Silver edge

ACCENT COLORS



S – Silver




A – Anthracite Grey


The accent color applies to non-laminate components such as bases and modesty supports. Exceptions: Flip-Top mechanisms and electrical modules.

EDGE BANDING POSITION

Smooth & S edgebanding

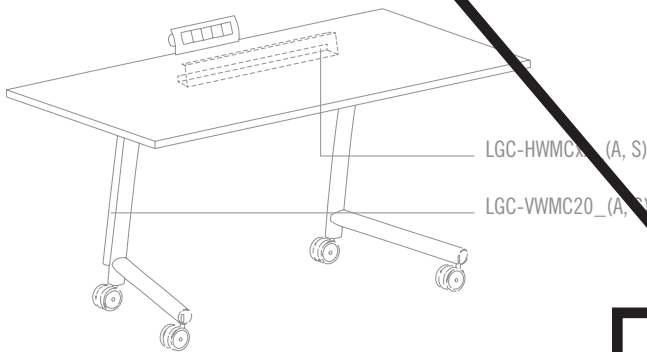


TECHNOLOGY INTEGRATION AND WIRE MANAGEMENT SYSTEMS



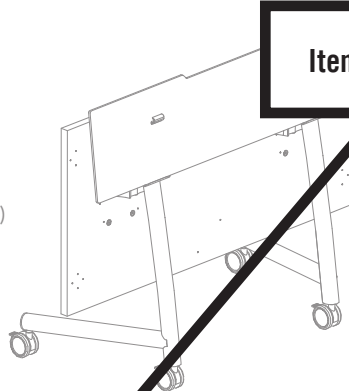
An LGC-PCS (available in Silver only) electrical / communication module is available. This removable module can be quickly installed on the work surface, without the use of tools.

It is possible to add horizontal PVC wire management channels (LGC-HWMCxx_(A, S)) under the table's work surface or vertical PVC wire management channels (LGC-VWMC20_(A, S)) on L- or T-bases. Please refer to the Accessories section, page 146.



MODESTY PANEL OPTION

- Folds by gravity and allows tables to be nestled
- Translucent acrylic
- Support brackets are finished in Silver (S) or Anthracite Grey (A)

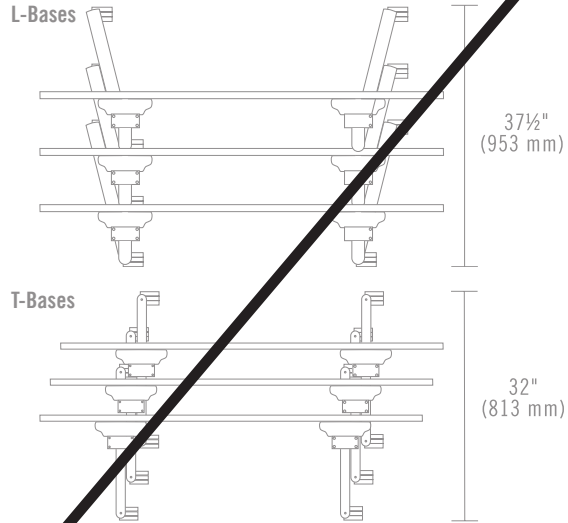


BASES FOR TRAINING TABLES

Metal L- and T-bases are available for all work surfaces and are finished with Silver or Anthracite Grey ultra-resistant, electrostatic paint. All bases feature 3" (75 mm) diameter casters with brakes. Capacity: 100 lb (45 kg) per caster.

With L- or T-bases with locking casters and an optional Flip-Top mechanism (available with or without a handle) that allows you to fold the top down, our training tables can be nested to help you move and store them away easily.

Examples of the space required to store three tables:



Items discontinued

Options		
Thickness	Edgebanding	Accent color
1" Thermofused laminate 1"	N Smooth edge	N No accent
2" High-pressure laminate 1"	S Silver edge	A Anthracite Grey
		S Silver

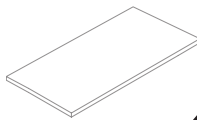
ORDERING EXAMPLES

Rectangular top, 24" x 60", 1" thick thermofused laminate, smooth edgebanding. Finish: Tuscany Walnut.

T1NN-RCT2460 TW

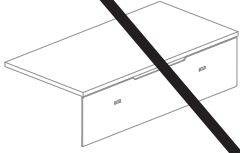
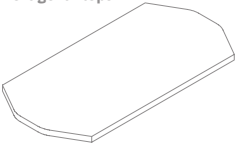
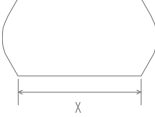

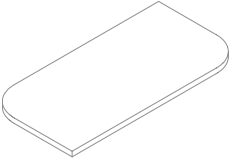


Wave top, 24" x 48", 1" thick high-pressure laminate, Silver edgebanding. Finish: Natural Cherry.

T2SN-WT2448 NTL

Applicable number of places	W x D (in)	X	Y	W x D (mm)	X	Y	Code	All Laminate (\$)	HPL Surfaces (\$)
Rectangular tops  1" thick.	1	48 x 24			1200 x 600		T_N-RCT2448	310	448
	2	54 x 24			1350 x 600		T_N-RCT2454	349	494
	2	60 x 24			1500 x 600		T_N-RCT2460	391	550
	2	66 x 24			1650 x 600		T_N-RCT2466	442	602
	2	72 x 24			1800 x 600		T_N-RCT2472	494	671
	1	48 x 30			1200 x 750		T_N-RCT3048	343	526
	2	54 x 30			1350 x 750		T_N-RCT3054	380	569
	2	60 x 30			1500 x 750		T_N-RCT3060	421	622
	2	66 x 30			1650 x 750		T_N-RCT3066	469	677
	2	72 x 30			1800 x 750		T_N-RCT3072	526	740

Specify the finish (1, 2). Specify the edge (N, S).



	Approx. number of places	W x D (in)	X	Y	W x D (mm)	X	Y	Code	All Laminate (\$)	Surfaces (\$)	
Rectangular tops with modesty panel  1" thick. Translucent modesty panel ¼" thick.	1	48 x 24			1200 x 600			T__-RCTT2448	721	866	
	2	54 x 24			1350 x 600			T__-RCTT2454	765	911	
	2	60 x 24			1500 x 600			T__-RCTT2460	811	957	
	2	66 x 24			1650 x 600			T__-RCTT2466	854	1,019	
	2	72 x 24			1800 x 600			T__-RCTT2472	911	1,083	
	1	48 x 30			1200 x 750			T__-RCTT3048	754	937	
	2	54 x 30			1350 x 750			T__-RCTT3054	797	987	
	2	60 x 30			1500 x 750			T__-RCTT3060	836	1,038	
	2	66 x 30			1650 x 750			T__-RCTT3066	886	1,088	
	2	72 x 30			1800 x 750			T__-RCTT3072	937	1,158	
	Specify the finish (1, 2). Specify the edge (N, S). Specify the accent color (A, S).										
	Hexagonal tops   1" thick.	1	48 x 24	36		1200 x 600	900		T__N-HT2448	360	500
2		54 x 24	42		1350 x 600	1050		T__N-HT2454	400	550	
2		60 x 24	48		1500 x 600	1200		T__N-HT2460	442	595	
2		66 x 24	54		1650 x 600	1350		T__N-HT2466	494	659	
2		72 x 24	60		1800 x 600	1500		T__N-HT2472	550	716	
1		48 x 30	36		1200 x 750	900		T__N-HT3048	391	569	
1		54 x 30	42		1350 x 750	1050		T__N-HT3054	431	607	
2		60 x 30	48		1500 x 750	1200		T__N-HT3060	469	665	
2		66 x 30	54		1650 x 750	1350		T__N-HT3066	526	716	
2		72 x 30	60		1800 x 750	1500		T__N-HT3072	574	791	
Specify the finish (1, 2). Specify the edge (N, S).											
Hexagonal tops with modesty panel  1" thick. Translucent modesty panel ¼" thick.		1	48 x 24			1200 x 600			T__-HTT2448	780	918
	1	54 x 24			1350 x 600			T__-HTT2454	817	957	
	2	60 x 24			1500 x 600			T__-HTT2460	854	1,012	
	2	66 x 24			1650 x 600			T__-HTT2466	911	1,071	
	2	72 x 24			1800 x 600			T__-HTT2472	957	1,134	
	1	48 x 30			1200 x 750			T__-HTT3048	811	987	
	1	54 x 30			1350 x 750			T__-HTT3054	842	1,026	
	2	60 x 30			1500 x 750			T__-HTT3060	886	1,076	
	2	66 x 30			1650 x 750			T__-HTT3066	937	1,134	
	2	72 x 30			1800 x 750			T__-HTT3072	992	1,202	
	Specify the finish (1, 2). Specify the edge (N, S). Specify the accent color (A, S).										
	Wave tops   1" thick.	1	48 x 24		13¼	1200 x 600		350	T__N-WT2448	360	500
2		54 x 24		13¼	1350 x 600		350	T__N-WT2454	400	550	
2		60 x 24		13¼	1500 x 600		350	T__N-WT2460	442	595	
2		66 x 24		13¼	1650 x 600		350	T__N-WT2466	494	659	
2		72 x 24		13¼	1800 x 600		350	T__N-WT2472	550	716	
1		48 x 30		19½	1200 x 750		500	T__N-WT3048	391	569	
2		54 x 30		19½	1350 x 750		500	T__N-WT3054	431	607	
2		60 x 30		19½	1500 x 750		500	T__N-WT3060	469	665	
2		66 x 30		19½	1650 x 750		500	T__N-WT3066	526	716	
2		72 x 30		19½	1800 x 750		500	T__N-WT3072	574	791	
Specify the finish (1, 2). Specify the edge (N, S).											
Wave tops with modesty panel  1" thick. Translucent modesty panel ¼" thick.		1	48 x 24			1200 x 600			T__-WTT2448	780	918
	2	54 x 24			1350 x 600			T__-WTT2454	817	957	
	2	60 x 24			1500 x 600			T__-WTT2460	854	1,012	
	2	66 x 24			1650 x 600			T__-WTT2466	911	1,071	
	2	72 x 24			1800 x 600			T__-WTT2472	957	1,134	
	1	48 x 30			1200 x 750			T__-WTT3048	811	987	
	2	54 x 30			1350 x 750			T__-WTT3054	842	1,026	
	2	60 x 30			1500 x 750			T__-WTT3060	886	1,076	
	2	66 x 30			1650 x 750			T__-WTT3066	937	1,134	
	2	72 x 30			1800 x 750			T__-WTT3072	992	1,202	
	Specify the finish (1, 2). Specify the edge (N, S). Specify the accent color (A, S).										

Items discontinued



	Approx. number of places	W x D (in)	X	Y	W x D (mm)	X	Y	Code	All Laminate (\$)	Surfaces (\$)
Trapezoidal tops 1" thick.	1	48 x 22	29 1/8		1200 x 554	740		T__N-TZT2448	475	627
	2	54 x 22	35		1350 x 554	890		T__N-TZT2454	515	671
	2	60 x 22	41		1500 x 554	1040		T__N-TZT2460	564	716
	2	66 x 22	46 7/8		1650 x 554	1190		T__N-TZT2466	607	785
	2	72 x 22	52 3/4		1800 x 554	1340		T__N-TZT2472	665	842
	1	48 x 27 1/4	24 1/2		1200 x 693	625		T__N-TZT3048	507	684
	2	54 x 27 1/4	30 1/2		1350 x 693	775		T__N-TZT3054	550	721
	2	60 x 27 1/4	36 1/2		1500 x 693	925		T__N-TZT3060	590	785
	2	66 x 27 1/4	42 1/4		1650 x 693	1075		T__N-TZT3066	646	836
	2	72 x 27 1/4	48 1/4		1800 x 693	1225		T__N-TZT3072	695	905

Specify the finish (1, 2). Specify the edge (N, S).

Trapezoidal tops with modesty panel 1" thick. Translucent modesty panel 1/4" thick.	1	48 x 22			1200 x 554			T___-TZTT2448	893	1,044
	2	54 x 22			1350 x 554			T___-TZTT2454	929	1,083
	2	60 x 22			1500 x 554			T___-TZTT2460	968	1,134
	2	66 x 22			1650 x 554			T___-TZTT2466	1,026	1,192
	2	72 x 22			1800 x 554			T___-TZTT2472	1,076	1,261
	1	48 x 27 1/4			1200 x 693			T___-TZTT3048	924	1,101
	2	54 x 27 1/4			1350 x 693			T___-TZTT3054	957	1,140
	2	60 x 27 1/4			1500 x 693			T___-TZTT3060	1,007	1,192
	2	66 x 27 1/4			1650 x 693			T___-TZTT3066	1,056	1,254
	2	72 x 27 1/4			1800 x 693			T___-TZTT3072	1,114	1,317

Specify the finish (1, 2). Specify the edge (N, S). Specify the accent color (A, S).

Half-moon tops 1" thick.	2	60 x 30			1800 x 750			T__N-HRT3060	531	740
---------------------------------	---	---------	--	--	------------	--	--	--------------	-----	-----

Specify the finish (1, 2). Specify the edge (N, S).

Items discontinued

	W x D x H (in)	W x D x H (mm)	Code	Price (\$)
T-bases with casters 2 bases. Casters with brakes. Specify the accent color (A, S).	21 x 2 x 28	531 x 51 x 713	TNN_-MTB24	519

T-bases with casters and Flip-Top mechanism 2 bases. Casters with brakes. Mechanism to flip the tabletop down. Specify the accent color (A, S).	21 x 2 x 28	531 x 51 x 713	TNN_-MTBF24	874
---	-------------	----------------	-------------	-----

T-bases with casters, Flip-Top mechanism and handle 2 bases. Casters with brakes. Mechanism to flip the tabletop down. Specify the accent color (A, S).	21 x 2 x 28	531 x 51 x 713	TNN_-MTBFH24	1,064
---	-------------	----------------	--------------	-------

	W x D x H (in)	W x D x H (mm)	Code	Price (\$)
L-bases with casters 2 bases. Casters with brakes. Specify the accent color (A, S).	21 x 7 x 28	531 x 172 x 713	TNN_-MLB24	797

L-bases with casters and Flip-Top mechanism 2 bases. Casters with brakes. Mechanism to flip the tabletop down. Specify the accent color (A, S).	21 x 7 x 28	531 x 172 x 713	TNN_-MLBF24	1,114
---	-------------	-----------------	-------------	-------

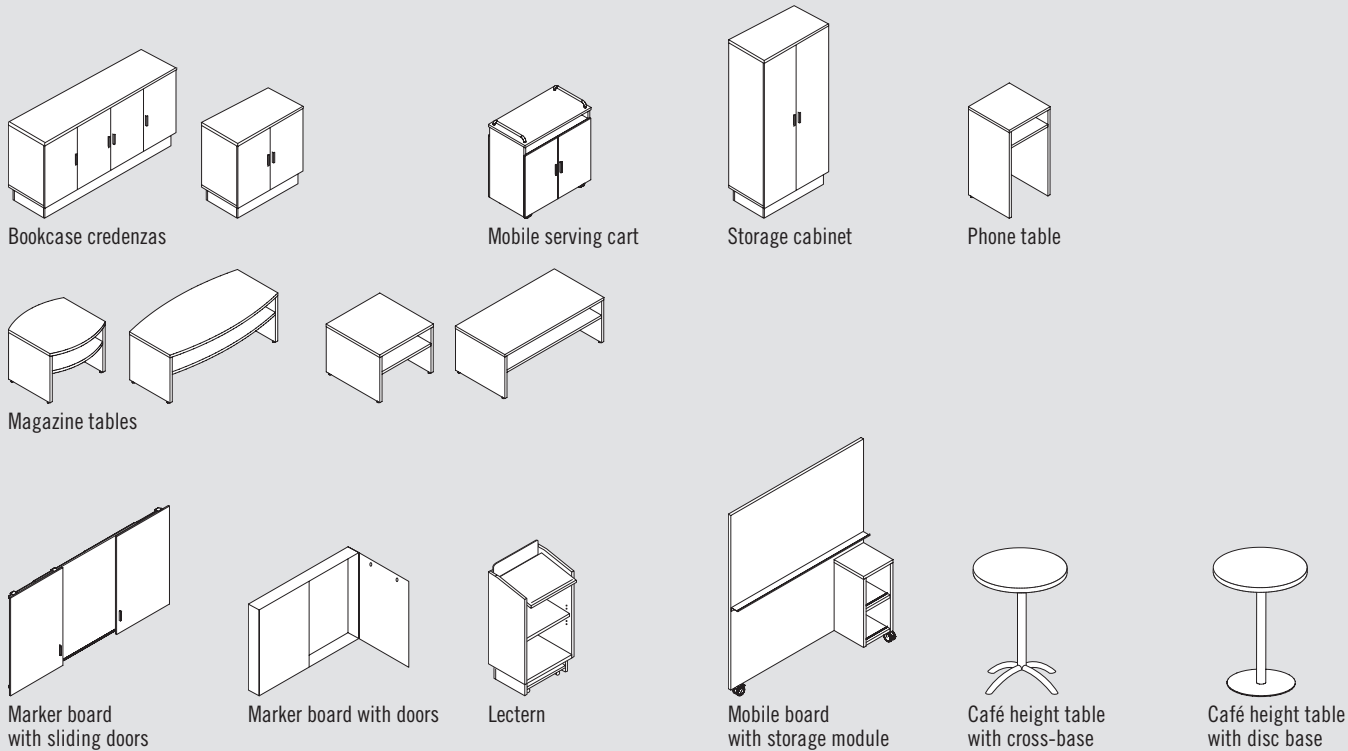
L-bases with casters, Flip-Top mechanism and handle 2 bases. Casters with brakes. Mechanism to flip the tabletop down. Specify the accent color (A, S).	21 x 7 x 28	531 x 172 x 713	TNN_-MLBFH24	1,304
---	-------------	-----------------	--------------	-------

= ASSEMBLY REQUIRED

COMPLEMENTARY FURNITURE

Lectern, marker boards with sliding or hinged doors, mobile board with integrated storage modules, magazine tables and more, our selection of occasional furniture will seduce you. We also offer you a selection of sophisticated bookcase credenzas with rear-mounted grommets or translucent doors, perfect for use with remote controls.

Say "Goodbye" to storage problems!



CONSTRUCTION

Complementary furniture is made of thermofused laminate panels finished on both sides. Tops are available in thicknesses of 1" or 1½" (25 or 38 mm) and are scratch-resistant (45 lb/ft²). Sides are made of 1" (25 mm) thick thermofused laminate panels. The bookcase credenzas and mobile serving carts are also offered in high-pressure laminate, adding a thickness of 1/16" (1,5 mm) to the tops.

Furniture is delivered knockdown, includes metal-on-metal hardware assemblies for ease of assembly and to help maintain the integrity of the product. All furniture meets BIFMA Standards.

EDGE BANDING

All components are finished with thick thermoplastic polymer edgebanding.

Furniture with 1" and 1½" (25 and 38 mm) thick tops.

N Edge



Smooth, 1/8" (3 mm).

S Edge




Silver edge.

Textured 1 Edge



Textured, 5/32" (4 mm) thick edge.

Textured 2 Edge



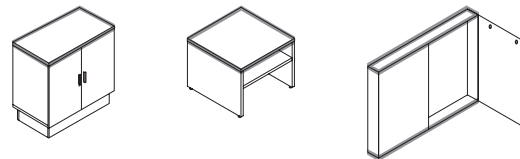
The textured 1 and 2 edges are **available (and in matching color) ONLY when a wood grain finish is specified** for the surface.

Thick edge. The N edge is **matched with the finish specified for the surface.**

EDGE BANDING POSITION

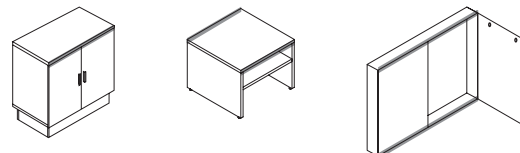
Smooth N & S Edges:

On all four edges of the top for bookcase credenzas, storage cabinets, serving carts and other small occasional tables. On all four edges of the top and bottom for the marker board with doors.



Textured 1 & 2 Edges:

On the front edge of the top for bookcase credenzas and storage cabinets. On the front and back edges of the top for serving carts and other small occasional tables. On the front edge of the top and bottom for marker board with doors.



ACCENT COLORS



S – Silver



A – Anthracite Grey

The accent color applies to non-laminate components such as bases, handles, modesty supports, etc.

Exceptions: Aluminum doors are available in Silver anodized aluminum only.

TWO-TONE APPLICATIONS

Furniture can be ordered in a combination of two finishes, unless otherwise indicated in the price list. In the case of a two-tone application, the first finish specified will be applied to the top and the second finish specified will be applied to the rest of the piece.

TECHNOLOGY INTEGRATION

Bookcase credenzas include a rear-mounted grommet and the shelves have a clearance at the back to allow wires to pass through. The lectern is designed to allow cables for computers or other multimedia devices to pass through.

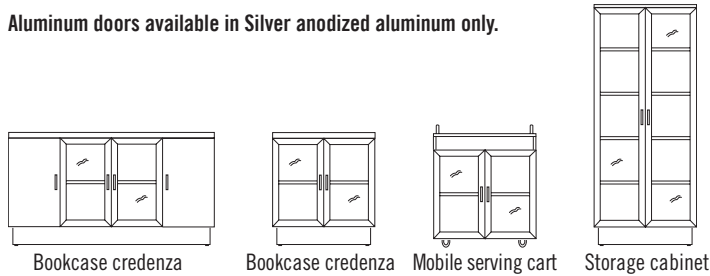
CASTERS

Serving carts and mobile marker boards are equipped with 3" (75 mm) diameter casters which some have brakes. Capacity of 100 lb (45 kg) per caster. The lectern is equipped with four, 2" (50 mm) black, hidden casters, including two with brakes. Capacity of 88 lb (40 kg) per caster.

DOORS

Hinged doors allow for a 135° opening and include a lock and bumpers. Doors with anodized aluminum frame and translucent insert (optional) allow the use of infrared remote controls to activate electronic devices stored inside, with the doors closed.


Aluminum doors available in Silver anodized aluminum only.



LEVELERS

Levelers can be adjusted to a height of 1/4" (31 mm).

HANDLES



C – Cubic,
Anodized Aluminum

C – Cubic,
Anthracite Grey

CODIFICATION

Series	Finish / Thickness	Options	
		Edgebanding	Accent color
T	1 Thermofused laminate 1"	N Smooth edge	A Anthracite Grey
	2 High-pressure laminate top 1"	S Silver edge	S Silver
	5 Thermofused laminate 1 1/2"	1 Textured 1 edge	
	6 High-pressure laminate top 1 1/2"	2 Textured 2 edge	

EXAMPLES OF ORDERS

Bookcase credenza, 1 1/2" thick laminate top, #2 textured edgebanding, Silver handle, doors with aluminum frame and translucent insert. Finish: One-tone in Natural Cherry.

T52N-B207236BT NTL

Bookcase credenzas, 1" thick high-pressure laminate top, Silver edgebanding, Silver handle, laminate doors. Finish: One-tone in Tuscany Walnut.

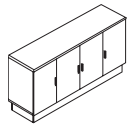
T2SS-203636B TWT

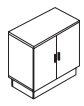
Marker board with sliding doors, Anthracite Grey handle. Finish: One-tone in Dark Chocolate.

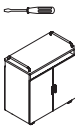
TNNA-VBX4860C DCH

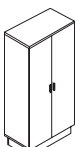
Magazine table, 1" thick laminate top, smooth edgebanding. Finish: Two-tone in Tuscany Walnut and Willow Grey.

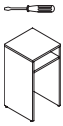
T1NN-ST244818 TWT/WGR


	W x D x H (in)	W x D x H (mm)	Code	All Laminate (\$)	HPL Surfaces (\$)
	<i>Bookcase credenzas with doors. Adjustable shelves. Locks. 1 36" bookcase with doors in the center. Grommet on the back. Specify T at the end of the code for center doors with anodized aluminum frame and translucent insert.</i>				
	72 x 20 x 36	1800 x 500 x 914	T__-B207236B	2,457	3,063
	72 x 20 x 36	1800 x 500 x 914	T__S-B207236BT	2,995	3,519
	Specify the finish (1, 2). Specify the edge (N, S). Specify the accent color (A, S).				
	72 x 20 x 36 1/2	1800 x 500 x 927	T__-B207236B	2,600	3,210
	72 x 20 x 36 1/2	1800 x 500 x 927	T__S-B207236BT	3,120	3,676
Specify the finish (5, 6). Specify the edge (N, S, 1, 2). Specify the accent color (A, S).					


	W x D x H (in)	W x D x H (mm)	Code	All Laminate (\$)	HPL Surfaces (\$)
	<i>1 adjustable shelf. Lock. Grommet on the back. Specify T at the end of the code for doors with anodized aluminum frame and translucent insert.</i>				
	36 x 20 x 36	900 x 500 x 914	T__-203636B	1,594	1,949
	36 x 20 x 36	900 x 500 x 914	T__S-203636BT	2,139	2,457
	Specify the finish (1, 2). Specify the edge (N, S). Specify the accent color (A, S).				
	36 x 20 x 36 1/2	900 x 500 x 927	T__-203636B	1,664	2,024
	36 x 20 x 36 1/2	900 x 500 x 927	T__S-203636BT	2,209	2,534
Specify the finish (5, 6). Specify the edge (N, S, 1, 2). Specify the accent color (A, S).					


	W x D x H (in)	W x D x H (mm)	Code	All Laminate (\$)	HPL Surfaces (\$)
	<i>Open storage space. Bookcase with doors. 1 adjustable shelf. Lock. 4 casters, 2 with brakes. Specify T at the end of the code for doors with anodized aluminum frame and translucent insert. Handles on top for ease of moving.</i>				
	36 x 20 x 36	900 x 500 x 914	T__-MS203636	1,772	2,158
	36 x 20 x 36	900 x 500 x 914	T__S-MS203636T	2,373	2,842
	Specify the finish (1, 2). Specify the edge (N, S). Specify the accent color (A, S).				
	36 x 20 x 36 1/2	900 x 500 x 927	T__-MS203636	1,854	2,228
	36 x 20 x 36 1/2	900 x 500 x 927	T__S-MS203636T	2,431	2,904
Specify the finish (5, 6). Specify the edge (N, S, 1, 2). Specify the accent color (A, S).					


	W x D x H (in)	W x D x H (mm)	Code	All Laminate (\$)	HPL Surfaces (\$)
	<i>3 adjustable shelves. 1 fixed shelf. Lock. Specify T at the end of the code for doors with anodized aluminum frame and translucent insert.</i>				
	36 x 20 x 77	900 x 500 x 1930	T1__-203677B	2,349	–
	36 x 20 x 77	900 x 500 x 1930	T1_S-203677BT	3,221	–
	Specify the edge (N, S). Specify the accent color (A, S).				
	36 x 20 x 77 1/2	900 x 500 x 1943	T5__-203677B	2,518	–
	36 x 20 x 77 1/2	900 x 500 x 1943	T5_S-203677BT	3,607	–
Specify the edge (N, S, 1, 2). Specify the accent color (A, S).					


	W x D x H (in)	W x D x H (mm)	Code	Price (\$)
Phone tables	<i>Open storage space.</i>			
	20 x 20 x 36	500 x 500 x 914	T1_N-PH202036	684
	1" thick top. Specify the edge (N, S).			
	20 x 20 x 36½	500 x 500 x 927	T5_N-PH202036	709
	1½" thick top. Specify the edge (N, S, 1, 2).			

Magazine tables	<i>Open storage space.</i>			
	24 x 24 x 18	600 x 600 x 450	T1_N-ST242418	671
	1" thick top. Specify the edge (N, S).			
	24 x 24 x 18½	600 x 600 x 463	T5_N-ST242418	721
	1½" thick top. Specify the edge (N, S, 1, 2).			

Magazine tables	<i>Open storage space.</i>			
	48 x 24 x 18	1200 x 600 x 450	T1_N-ST244818	797
	1" thick top. Specify the edge (N, S).			
	48 x 24 x 18½	1200 x 600 x 463	T5_N-ST244818	886
	1½" thick top. Specify the edge (N, S, 1, 2).			

Magazine tables	<i>Open storage space.</i>			
	24 x 24 x 18	600 x 600 x 450	T1_N-STB242418	716
	1" thick top. Specify the edge (N, S).			
	24 x 24 x 18½	600 x 600 x 463	T5_N-STB242418	791
	1½" thick top. Specify the edge (N, S, 1, 2).			

Magazine tables	<i>Open storage space.</i>			
	48 x 24 x 18	1200 x 600 x 450	T1_N-STB244818	842
	1" thick top. Specify the edge (N, S).			
	48 x 24 x 18½	1200 x 600 x 463	T5_N-STB244818	937
	1½" thick top. Specify the edge (N, S, 1, 2).			

	W x D x H (in)	W x D x H (mm)	Code	All Laminate (\$)	HPL Surfaces (\$)
Café height tables with cross base	<i>Round top, 30" (750 mm) diameter.</i>				
	30 x 30 x 42½	750 x 750 x 1080	T___-R3042XB	1,012	1,223
	1½" thick top. Specify the finish (5, 6). Specify the edge (N, S, 1, 2). Specify the accent color (A, S).				

Packed in 2 boxes.


ACCESSORIES

READY TO SHIP IN 5 DAYS!

Several suggested layouts, components and accessories identified by this pictogram are part of the **Lacasse quick delivery program**.


Please refer to page 3 for complete program details.




	W x D x H (in)	W x D x H (mm)	Code	Price (\$)
Electrical / communication module	<i>Includes two electrical outlets. Can accommodate the couplers listed on page 149. 72" (1829 mm) cord included. Silver anodized aluminum. Field installed. UL and CUL certified. Adaptors included.</i>			
	8¼ x 4¾ x 3	212 x 110 x 75	LGC-PC2P	442

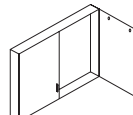
 = ASSEMBLY REQUIRED

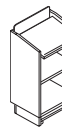
USA – FEBRUARY 2021

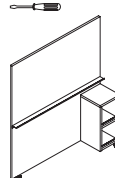
	W x D x H (in)	W x D x H (mm)	Code	All Laminate (\$)	HPL Surfaces (\$)
Café height table with disc base	<i>Café height table with a disc base. Round top, 30" (750 mm) diameter.</i>				
	30 x 30 x 42½	750 x 750 x 1080	T___-R3042DC	1,109	1,229
	36 x 36 x 42½	900 x 900 x 1080	T___-R3642DC	1,147	1,317
	1½" thick top. Specify the finish (5, 6). Specify the edge (N, S, 1, 2). Specify the accent color (A, S).				


Packed in 3 boxes.

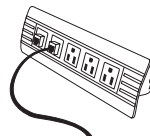
	W x D x H (in)	W x D x H (mm)	Code	Price (\$)
Marker board with sliding doors	<i>High-pressure laminate surface for dry-erase marker. Accessory tray along bottom of board. Non-magnetic surface. 1 tone finish only. Open board overall width: 117½" (2938 mm).</i>			
	60 x 4 x 48	1500 x 105 x 1200	TNN_-VBX4860C	1,886
	Specify the accent color (A, S).			

Marker boards with doors	<i>Laminate surface for dry-erase marker. Accessory tray along bottom of board. Non-magnetic surface. Inside face of doors covered in natural cork. Hooks for paper pad. 180° hinges. Open board overall width: 107¼" (2725 mm).</i>			
	54 x 5 x 41¼	1368 x 130 x 1049	T1___-VBX4054	1,634
	Specify the edge (N, S). Specify the accent color (A, S).			
	54 x 5 x 42½	1368 x 130 x 1081	T5___-VBX4054	1,791
	Specify the edge (N, S, 1, 2). Specify the accent color (A, S).			

Lectern	<i>1 fixed shelf. 1 adjustable shelf. 1 storage space. Wiring access. 4 casters, 2 with brakes. 1 tone finish only.</i>			
	24 x 18 x 47	600 x 448 x 1177	TNNN-LC241846	1,114

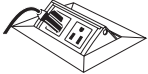
Mobile board with storage module	<i>Double-sided high-pressure laminate surface for dry-erase marker. Non-magnetic surface. 1 accessory tray included. 4 storage spaces. 2 fixed shelves. Casters with brakes. 1 tone finish only.</i>			
	54 x 25 x 65	1350 x 622 x 1629	TNN_-MWB5465	1,689
	Specify the accent color (A, S).			

	W x D x H (in)	W x D x H (mm)	Code	Price (\$)
Double-sided electrical / communication module	<i>Includes two electrical outlets on each side. Can accommodate the couplers listed on page 147. 72" (1829 mm) cord included. Silver anodized aluminum. Field installed. UL and CUL certified. Adaptors included.</i>			
	8¼ x 8 x 3	206 x 200 x 75	LGC-DPC4P	785

Removable electrical / communication module	<i>3 electric outlets. Can accommodate couplers listed on page 147. 72" (1829 mm) cord included. Silver anodized aluminum.</i>			
	10 x 5½ x 3	255 x 140 x 75	LGC-PCS	391

QUORUM MULTICONFERENCE

ACCESSORIES

	W x D x H (in)	W x D x H (mm)	Code	Price (\$)
Half electrical module	2 electrical outlets. 72" cord included. Silver anodized aluminum.			
	4 7/8 x 4 1/4 x 3	120 x 106 x 75	LGC-HPC	260



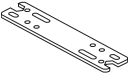
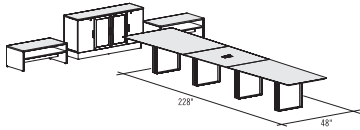
Rectangular grommets	Silver or Anthracite Grey plastic.			
	3 1/2 x 2 3/16 x 1	90 x 55 x 25	LGC-GRQ25_	33
	3 1/2 x 2 3/16 x 1	90 x 55 x 25	LGC-GRQ38_	33
Specify the accent color (A, S).				

Table connector	To link two modular or training tables. 2 per package. Zinc-finish metal.			
	6 x 2 1/4 x 1/4	150 x 60 x 6	LGC-UP	139

Flush plate	To link and level two surfaces. 10 per package. Black metal.			
	7 x 1 1/2 x 1/8	175 x 38 x 3	LGC-FLP	70

SUGGESTIONS

T___-PLAN01



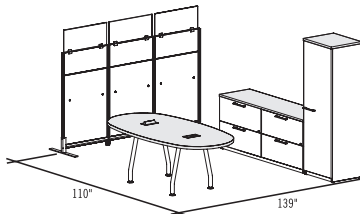
Plan shown in QUORUM MULTICONFERENCE Brochure:

T5KS-PLAN01 \$11,280

- 1 T5KN-A48228
- 1 LGC-DPC
- 4 TNNS-UCB24
- 2 T1NN-ST244818
- 1 T1NS-B207236BT

1 1/2" thick laminate (5), edge (K), Silver accent (S),
1 double electrical / communication module.

T___-PLAN03



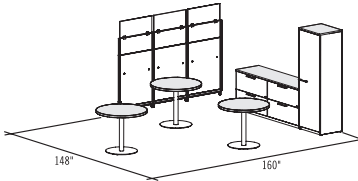
Plan shown in QUORUM MULTICONFERENCE Brochure:

T5NS-PLAN03 \$9,851

- 1 T5NN-04284P2
- 2 TNNS-STL2
- 1 41YN-LF2072LF
- 1 41YN-202473BR
- 3 PNNS-SFLX4130
- 3 PNNS-SOFX1230
- 3 PNNS-SAGX1230
- 1 PNNS-WF65
- 1 PNNS-PS22

1 1/2" thick laminate (5), edge (N), Silver accent (S),
2 electrical / communication modules (P2).

T___-PLAN04



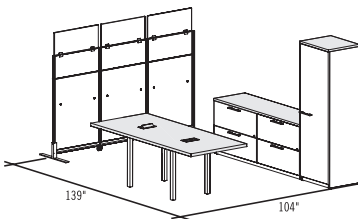
Plan shown in QUORUM MULTICONFERENCE Brochure:

T5NS-PLAN04 \$10,480

- 3 T5NN-R36
- 3 TNNS-DC22
- 1 41YN-LF2072LF
- 1 41YN-202473BR
- 3 PNNS-SFLX4130
- 3 PNNS-SOFX1230
- 3 PNNS-SAGX1230
- 1 PNNS-WF65
- 1 PNNS-PS22

1 1/2" thick laminate (5), edge (N), Silver accent (S).

T___-PLAN05



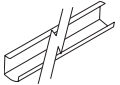
Plan shown in QUORUM MULTICONFERENCE Brochure:

T5NS-PLAN05 \$9,113


- 1 T5NN-RC3684P2
- 2 TNNS-QLT2
- 1 41YN-LF2072LF
- 1 41YN-202473BR
- 3 PNNS-SFLX4130
- 3 PNNS-SOFX1230
- 3 PNNS-SAGX1230
- 1 PNNS-WF65
- 1 PNNS-PS22

1 1/2" thick laminate (5), edge (N), Silver accent (S),
2 electrical / communication modules (P2).

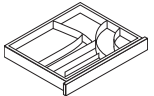
W x D x H (in) W x D x H (mm) Code Price (\$)

Horizontal wire channels	Self-adhesive. Installs under the surface. Supports most power bars. Silver or Anthracite Grey plastic.			
	20 x 2 1/4 x 3 1/4	500 x 60 x 80	LGC-HWMC24_	87
	44 x 2 1/4 x 3 1/4	1100 x 60 x 80	LGC-HWMC48_	103
	68 x 2 1/4 x 3 1/4	1700 x 60 x 80	LGC-HWMC72_	126

Specify the accent color (A, S).

Vertical wire channel	Self-adhesive. Installs to base or leg. 2 lengths of 20" each. Silver or Anthracite Grey plastic.			
	20 x 5/8 x 1	500 x 6 x 27	LGC-VWMC20_	87

Specify the accent color (A, S).

Plastic drawer	Black.			
	20 x 16 1/2 x 2 1/2	500 x 419 x 64	LGC-DR20P	179

SUGGESTIONS

T__-PLAN06



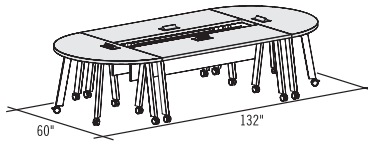
Plan shown in QUORUM MULTICONFERENCE Brochure:

T5NA-PLAN06 **\$10,421**

- 3 T5NA-RCMM2460P
- 2 T5NA-FTMM2460P
- 5 TNNA-MTB24
- 1 TNNN-LC241846
- 5 LGC-HWMC48A
- 5 LGC-PC

1½" thick laminate (5), edge (N), Anthracite Grey accent (A).

T__-PLAN07



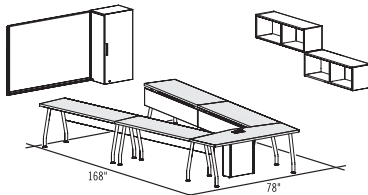
Plan shown in QUORUM MULTICONFERENCE Brochure:

T5NS-PLAN07 **\$8,492**

- 2 T5NS-RCMM2472P
- 2 T5NS-HRM3060P
- 8 TNNS-MATL2
- 4 LGC-PC

1½" thick laminate (5), edge (N), Silver accent (S).

T__-PLAN08



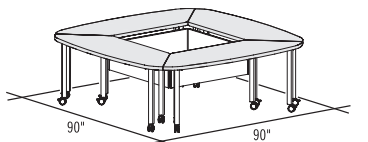
Plan shown in QUORUM MULTICONFERENCE Brochure:

T5NS-PLAN08 **\$12,891**

- 4 T5NS-RCMM2472
- 1 T5NS-PM24725P
- 10 TNNS-STL2
- 1 TNNN-LB20
- 5 LGC-HWMC72S
- 2 QNNN-EM541616
- 1 ENNS-WB7248
- 1 ENNN-WMS78
- 1 LGC-PC

1½" thick laminate (5), edge (N), Silver accent (S), 1 electrical / communication module.

T__-PLAN09



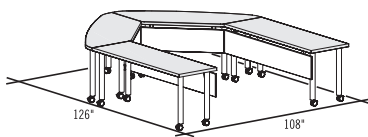
Plan shown in QUORUM MULTICONFERENCE Brochure:

T5NS-PLAN09 **\$5,368**

- 4 T5NS-FTMM2454
- 8 TNNS-MQTL2

1½" thick laminate (5), edge (N), Silver accent (S).

T__-PLAN10



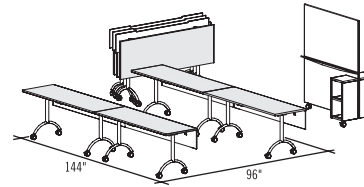
Plan shown in QUORUM MULTICONFERENCE Brochure:

T5NS-PLAN10 **\$5,394**

- 2 T5NS-RCMM2472
- 2 T5NS-FTMM2454
- 8 TNNS-MVTL2

1½" thick laminate (5), edge (N), Silver accent (S).

T1__-PLAN11




Plan shown in QUORUM MULTICONFERENCE Brochure:

T1NA-PLAN11 **\$15,513**

- 7 T1NA-RCTT2472
- 7 TNNA-MTBFH24
- 1 TNNA-MWB5465

1" thick laminate (1), edge (N), Anthracite Grey accent (A).

T__-PLAN12



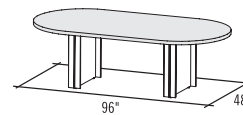
Plan shown in QUORUM MULTICONFERENCE Brochure:

T1NS-PLAN12 **\$19,798**

- 8 T1NS-TZTT2460
- 8 TNNS-MLB24
- 2 M1NN-B367314
- 1 ENNS-TKC4848
- 1 ENNS-WB4848
- 1 ENNS-WM96
- 3 LGC-PCS

1" thick laminate (1), edge (N), Silver accent (S), 1 double electrical / communication module.

T5__S-PLAN17



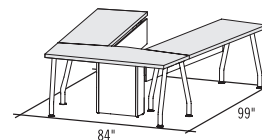
Not shown in QUORUM MULTICONFERENCE Brochure:

QST5_S-PLAN17 **\$2,174**

- 1 QST5_N-RT4896
- 2 QSTNNS-CB24

1½" thick laminate (5).

T5__-PLAN18



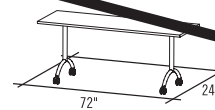
Not shown in QUORUM MULTICONFERENCE Brochure:

QST5_-PLAN18 **\$5,089**

- 1 QST5_N-PM24605
- 2 QST5_-RCMM2472
- 1 QSTNNN-LB20
- 5 QSTNN-STL2

1½" thick laminate (5).

T1__-PLAN19



Not shown in QUORUM MULTICONFERENCE Brochure:

T1__-PLAN19 **\$1,012**

Items discontinued

READY TO SHIP IN 5 DAYS!

Several suggested layouts, components and accessories identified by this pictogram are part of the **Lacasse quick delivery program**.

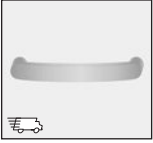
Please refer to page 3 for complete program details.




LAMINATE LATERAL FILES

LAMINATE LATERAL FILES

HANDLES



A – Arcade



C – Cubic




K – Classic



L – Linear



W – Waterfall



Z – Straight

READY TO SHIP IN 5 DAYS!

Several suggested layouts, components and accessories identified by this pictogram are part of the **Lacasse quick delivery program**.

Please refer to page 3 for complete program details.

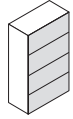


CODIFICATION

Series	Options	
	Handles	Accent Color
LN	A Arcade C Cubic K Classic L Linear W Waterfall Z Straight	A Anthracite Grey S Silver

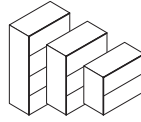
TWO-TONE APPLICATION

The first finish specified will be applied to the drawer fronts. The second finish specified will be applied to the rest of the unit.



Wood grain direction is vertical

	W x D x H (in)	W x D x H (mm)	Code	Price (\$)
Laminate lateral files	<i>Laminate lateral files with metal drawers. Suspension bars. Lock. Label holders for L pull only.</i>			
4-drawer lateral file				
	36 x 20 x 58	900 x 500 x 1459	LN_ _-203658LF4	2,393
3-drawer lateral file				
	36 x 20 x 43	900 x 500 x 1098	LN_ _-203643LF3	1,994
2-drawer lateral file				
	36 x 20 x 29	900 x 500 x 735	LN_ _-203629LF2	1,594
Specify the handle code. Specify the accent color (A, S).				

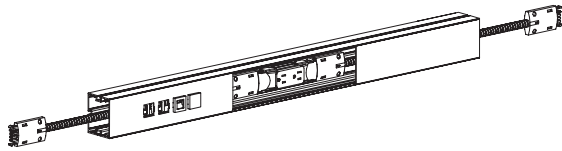




ELECTRICOM II Electrification System

GENERAL

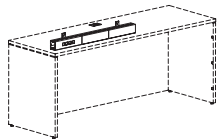
Electrical and communication system fully compatible with Lacasse collections.



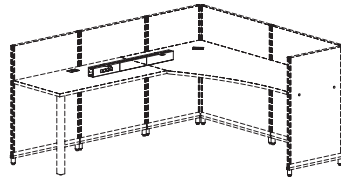
Electricom II is based on the principle that an aluminum raceway can serve to house both electrical and communication components. This versatile raceway may then be positioned at the desired location.

TYPICAL APPLICATIONS

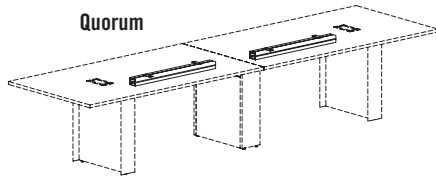
Freestanding furniture
Concept 3, 70, 400E, 300, Morpheo, Quad, Options



PanGram



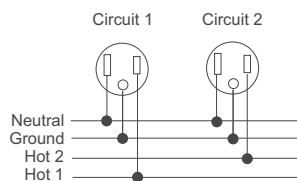
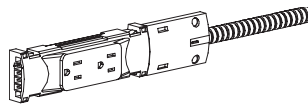
Quorum



TWO LEVELS OF ELECTRIFICATION

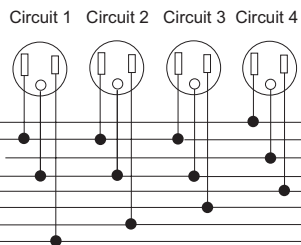
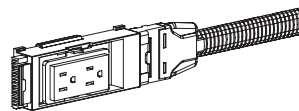
4-Trac

- 4 wires, 2 circuits, 20 AMP
- Common ground
- UL, CSA, ROHS certified
- Perfect for today's office automation needs



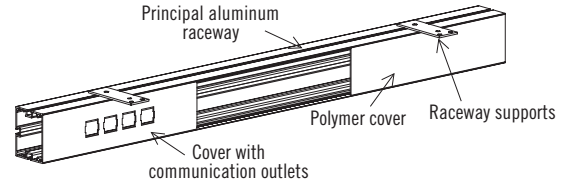
8-Trac

- 8 wires, 4 circuits, 20 AMP
- 1 isolated ground
- UL, CSA, ROHS certified
- Intended for more demanding electrification needs



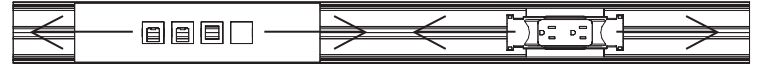
COMPONENT SPECIFICATIONS

Raceways

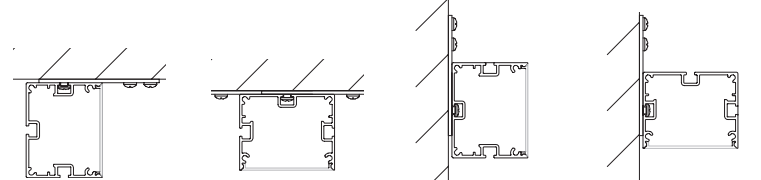


Can accommodate 4 AMP or Panduit brand outlets adapted to fax machines, telephones or computers.

- The raceways support the electrical and communication components.
- 5 lengths are available, in 12" increments.
- 12" covers supplied; may be trimmed on-site as necessary.
- The covers and duplex receptacles have no pre-set location within the raceway; they may be positioned anywhere.



- The supports make possible a range of installation positions:



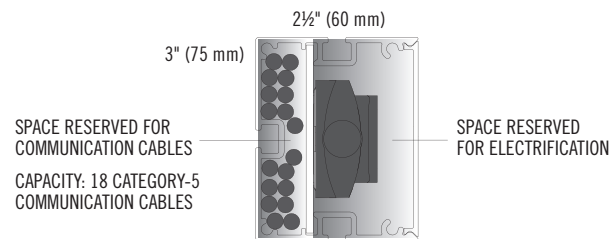
Underneath the surface, sideways

Underneath the surface, facing down

On vertical panel, sideways

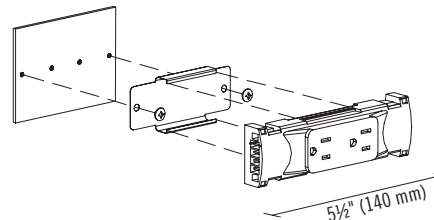
On vertical panel, facing down

Space allocation within raceways:



- When specifying, it is recommended to order a raceway in the size immediately smaller than the dimension of the furniture it will be installed on (for example: DT2472 + EC2RACE60) in order to allow space for exteriors, enable cables to round a corner, or any other reason.

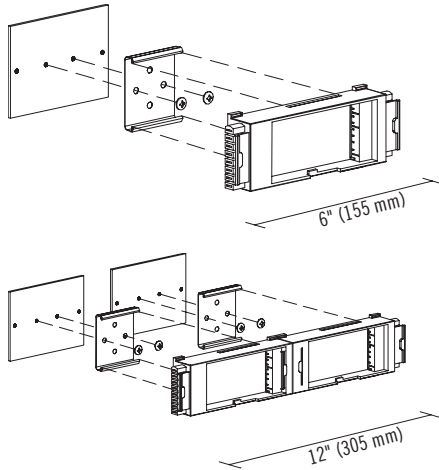
4-TRAC DUPLEX



- Connects to a junction cable or an electrical entry.
- Each duplex receptacle comes with required hardware and support to fix on raceway.
- 2 outlets per duplex receptacle.
- Specify circuit 1 or 2.

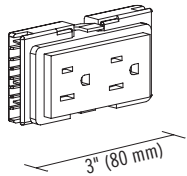


8-TRAC BLOCK



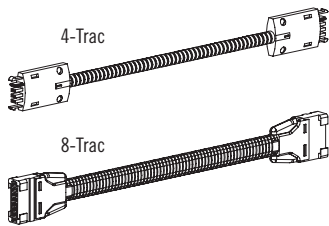
- Connects to a junction cable or an electrical entry.
- Each block comes with required hardware and supports to fix on raceway.
- Available in single and double formats.
- Can receive 1 or 2 duplex receptacles.

8-TRAC DUPLEX



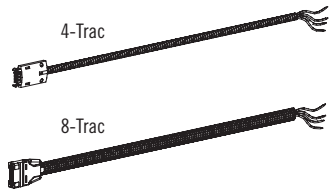
- Connects to an 8-Trac block.
- 2 outlets per duplex receptacle.
- Specify circuit 1, 2, 3 or 4.
- Circuit 4 has an isolated ground.

4-TRAC / 8-TRAC CONNECTOR CABLES



- Connect duplex receptacles to each other.
- If in doubt, it is recommended that the largest size available be specified.
- Metallic sheath.

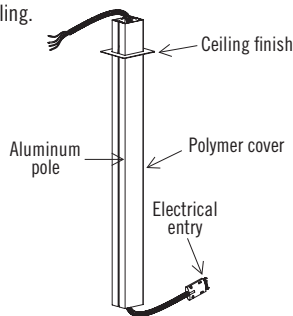
4-TRAC / 8-TRAC FLOOR FEED



- Used to connect a duplex to electrical power source.
- 72" in length. (Longer models available; contact the Customer Service department.)
- Must be installed by an electrician.
- Metallic sheath.

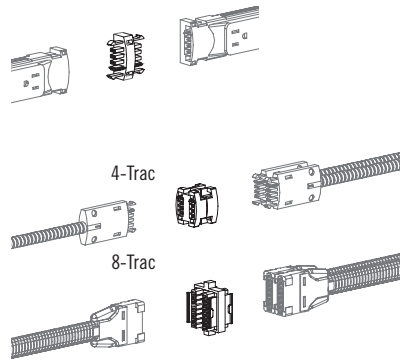
4-TRAC / 8-TRAC CEILING FEED

- Runs from the Lacasse unit to the ceiling.
- The cable is plugged into a duplex.
- Pole: 120"; cable: 132".



- Can be installed on a horizontal or vertical surface.

CONNECTORS



Duplex receptacle connector

- 4-Trac
- Allows the connection of 2 duplex receptacles.

H connector

- 4-Trac / 8-Trac
- Allows up to 4 cables to be connected together.

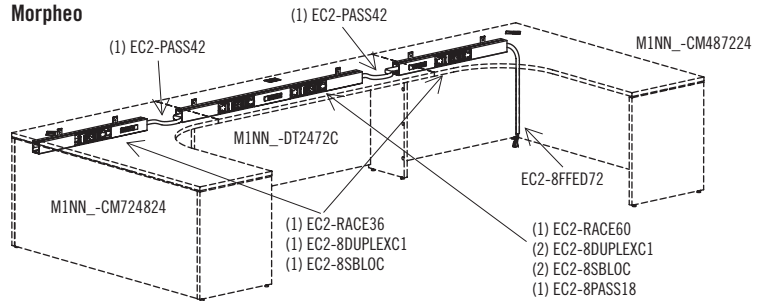
NOTES FOR SPECIFICATION

Given the remarkable versatility of ELECTRICOM II, particular attention should be given to the location of grommets, exterior panels, pedestals and any other items that might interfere with the raceway or the cables.

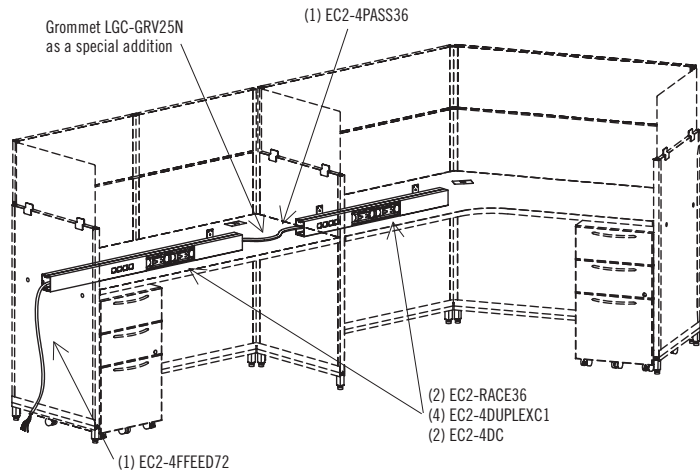
Under certain circumstances, grommets may need to be added to furniture. This can be done on-site by a professional installer or at the manufacturing facility according to your specifications. In the latter case, refer to the "Standard Specials" section on page 4 for the appropriate procedure, or contact Groupe Lacasse's Customer Service department.

SPECIFICATION EXAMPLES:

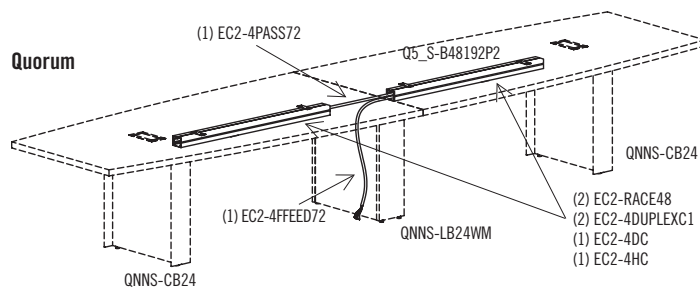
Morpheo

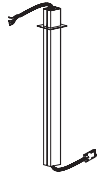


PanGram (Plan03)



Quorum

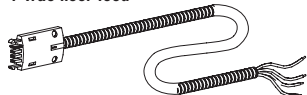


4-TRAC SYSTEM SPECIFICATIONS
4-Trac ceiling feed


4 – wires, 2 circuits, 20 AMP each
13 – duplex receptacles per circuit
26 – duplex 15 AMP per electrical entry

Silver anodized aluminum pole, 120" H (3000 mm) x 3" (75 mm) x 2 1/2" (63 mm). 132" metallic sheathed cable. Cover, surface support and ceiling plate included. Must be installed by an electrician.

Code	Price (\$)
EC2-4CPOLE120	608

4-Trac floor feed


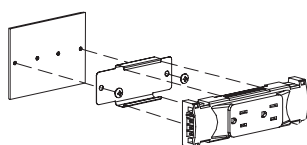
72" long cable. Must be installed by an electrician.

Code	Price (\$)
EC2-4FFFEED72	249

4-Trac connector cables


To connect duplex receptacles to each other.

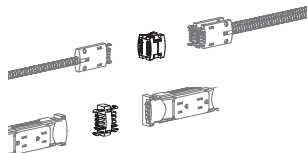
Code	Price (\$)	Code	Price (\$)
EC2-4PASS12	126	EC2-4PASS48	164
EC2-4PASS18	132	EC2-4PASS54	170
EC2-4PASS24	139	EC2-4PASS60	179
EC2-4PASS30	146	EC2-4PASS66	185
EC2-4PASS36	151	EC2-4PASS72	190
EC2-4PASS42	159		

4-Trac duplex receptacle


2 outlets per duplex receptacle.

Code	Price (\$)
EC2-4DUPLEX__	132

Specify circuit 1 or 2.

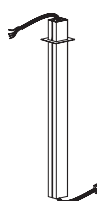
4-Trac connectors


H connector. Allows up to 4 cables to be connected together.

Code	Price (\$)
EC2-4HC	82

Duplex receptacle connector. Allows the connection of 2 duplex receptacles.

Code	Price (\$)
EC2-4DC	76

8-TRAC SYSTEM SPECIFICATIONS
8-Trac ceiling feed


8 – wires, 4 circuits including 4 conductor cables, 2 neutral and 2 ground (1 isolated). 20 AMP. Maximum of 13 duplex receptacles per circuit, with a total of 52 receptacles available.

Silver anodized aluminum pole, 120" (3000 mm) high x 3" (75 mm) x 2 1/2" (63 mm). 132" metallic sheathed cable. Cover, surface support and ceiling plate included. Must be installed by an electrician.

Code	Price (\$)
EC2-8CPOLE120	659

8-Trac floor feed

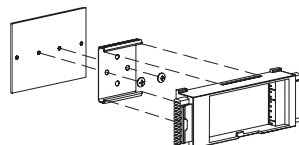

72" long cable. Must be installed by an electrician.

Code	Price (\$)
EC2-8FFFEED72	260

8-Trac connector cables


To connect duplex receptacles to each other.

Code	Price (\$)	Code	Price (\$)
EC2-8PASS12	153	EC2-8PASS48	190
EC2-8PASS18	159	EC2-8PASS54	195
EC2-8PASS24	164	EC2-8PASS60	201
EC2-8PASS30	170	EC2-8PASS66	209
EC2-8PASS36	179	EC2-8PASS72	216
EC2-8PASS42	185		

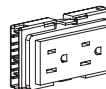
8-Trac blocks


Single block with required hardware to fix on the raceway. Can receive one duplex receptacle.

Code	Price (\$)
EC2-8SBLOC	132

Double block with required hardware to fix on the raceway. Can receive two duplex receptacles.

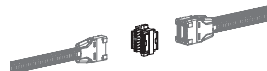
Code	Price (\$)
EC2-8DBLOC	164

8-Trac duplex


2 outlets per duplex receptacle.

Code	Price (\$)
EC2-8DUPLEX__	103

Specify circuit 1, 2, 3 or 4.

8-Trac connector


H connector. Allows up to 4 cables to be connected together.

Code	Price (\$)
EC2-8HC	103

Electrical / communication raceways for 4-Trac and 8-Trac

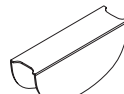

Silver anodized aluminum raceway, covers, communication adaptors and 2 surface supports included.

Code	Length (in)	Length (mm)	Price (\$)
EC2-RACE60	60	1500	328
EC2-RACE48	48	1200	316
EC2-RACE36	36	900	305
EC2-RACE24	24	600	292
EC2-RACE18	18	450	272

Pole


Silver anodized aluminum, 120" H (3000 mm) pole. Cover, surface support and ceiling cap included.

Code	Price (\$)
EC2-POLE120	475

LCO Leg cap


To cover unused wire openings in a thermofused laminate leg panel. Package of 2. Anthracite Grey metal.

Code	Price (\$)
LGC-LCO	76

The Essential ACCESSORIES

A WIDE RANGE OF ACCESSORIES THAT CAN BE USED WITH ALL LACASSE LAMINATE FURNITURE COLLECTIONS.

ACCENT COLORS

2 accent colors available to match with all Lacasse collections.



S – Silver



A – Anthracite Grey

READY TO SHIP IN 5 DAYS!

Several suggested layouts, components and accessories identified by this pictogram are part of the Lacasse quick delivery program.

Please refer to page 3 for complete program details.

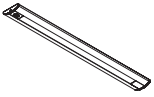


	W x D x H (in)	W x D x H (mm)	Code	Price (\$)
Articulated retractable arms 	<i>Slides along runners. Length of mounting plate: 17". Fits underneath surfaces 20" or greater in depth. 5½" adjustable arm. Tray 100% recycled from post-consumer material. Swivel-tilt. 8½" height adjustment. Black.</i>			
	26 x 10 x ½	650 x 250 x 13	LGC-GBAKD26	455
Sliding keyboard trays 	<i>2½" to 3½" (62.5 to 87.5 mm) height adjustment. Length of runners: 15". Fits underneath surfaces 20" or greater in depth. Tray 100% recycled from post-consumer material. Blocks in open position. Black.</i>			
	26 x 10 x ½	650 x 250 x 13	LGC-SKD26	223
Articulated shelf for keyboard and mouse 	<i>Swivel-tilt. Fully retractable. With palm rest. Mouse tray can be installed on both sides. Black. Length of mounting plate: 17". Fits underneath surfaces 20" or greater in depth.</i>			
	22½ x 12½ x 1¾	566 x 313 x 34	LGC-AKDM02	595
Self-adhesive wrist rest 	18½ x 1½ x ¾	470 x 38 x 19	LGC-WRKD	87
Corner keyboard supports 	<i>Fits in the angle between 2 work surfaces. Anthracite Grey metal. For 1" thick surfaces</i>			
	20 x 11½ x 1¼	500 x 282 x 30	LGC-CORSUP1	209
	<i>For 1½" thick surfaces</i>			
	20 x 11¼ x 1¼	500 x 282 x 46	LGC-CORSUP1.5	247
Rotating trays to install under the work surface 	8½ x 7½ x 1	226 x 190 x 26	LGC-R09	50
	13¾ x 8¼ x 1¾	346 x 208 x 34	LGC-R014	50
Drawer pencil tray 	8¾ x 6 x ¾	236 x 152 x 22	LGC-PH	50

	W x D x H (in)	W x D x H (mm)	Code	Price (\$)
Drawers for small objects 	<i>Black plastic drawer front.</i>			
	20 ½ x 16 ½ x 2 ½	507 x 419 x 64	LGC-DR20P	179
Drawers for small objects 	<i>Laminate drawer front. Specify the laminate finish.</i>			
	23 ½ x 17 ½ x 2 ½	597 x 445 x 64	LGC-DR25M	216
Flat screen monitor arm on a post 	<i>Fits in a corner or on side of desk. Single screen support, double extension arm. Sit-to-stand capability. Metal silver accent.</i>			
	20 ¾ x 6 ½ x 17 ¾	527 x 167 x 450	LGC-SUPECPLS	659
Flat screen monitor arm on a post 	<i>Fits in a corner or on side of desk. Double screen beam-mount. Monitor adjustment left to right and top to bottom. Silver accent.</i>			
	30 ¾ x 5 ¼ x 18	754 x 126 x 450	LGC-BEA2ECPLS	721
Flat screen movable monitor arm on a post 	<i>Fits in a corner or on side of desk. Two double extension arms allowing back and forth movement for each screen as well as sit-to-stand capacity. Silver accent.</i>			
	48 x 24 x 6 ½	1200 x 167 x 450	LGC-SUP2ECPLS	1,041
CPU support 	<i>Black metal CPU support. Mounts under a surface. Hardware included. Adjusts to CPU.</i>			
	5½- x 10 x 17½- 9½	140- x 250 x 437- 245	LGC-CCPU	185
Electronic fluorescent task lights 	<i>Electronic tubes are more efficient and do not cause interference. Electronic ballast T5 – 4100K. 19": 10W, 25": 14W, 37": 21W, 49": 28W. 160-degree swivel to orient the light. ETL Certification (UL / CSA equivalent). 9' cord included. Black.</i>			
	18 ½ x 3 ¾ x 1	480 x 85 x 26	LGC-T5LE19	223
	24 ¾ x 3 ¾ x 1	626 x 85 x 26	LGC-T5LE25	247
	36 ½ x 3 ¾ x 1	927 x 85 x 26	LGC-T5LE37	272
	48 ¼ x 3 ¾ x 1	1226 x 85 x 26	LGC-T5LE49	305

= ASSEMBLY REQUIRED

= QUICKSHIP

	W x D x H (in)	W x D x H (mm)	Code	Price (\$)
	<i>Clear anodized aluminum housing with white end caps. Touch-and-hold dimmer. Brightness adjustability 100%-15% continuous. 10 hours automatic turn off. 4100K, 84 CRI. 17": 6.6W/24 LED, 31": 14.8W/48 LED, 44": 21.8W/72 LED. ETL Certification (UL / CASA equivalent). 9' (17") or 12 (31"-44") cord included. Fully recyclable aluminum housing.</i>			
	16½ x 2 x ¾	417 x 50 x 14	LGC-LED17	349
	24¼ x 2 x ¾	765 x 50 x 14	LGC-LED31	437
	36⅞ x 2 x ¾	1100 x 50 x 14	LGC-LED44	797

Fabrics for screens and tackboards



These prices are applicable for Grade 1 and 2 fabrics. For other grades add: Grade 3: 15%, Grade 4: 20%, Grade 5: 25%, Grade 6: 30%, Grade 7: 35%.

Tackboards for hutches



Tackboards and rails for hutches may be combined to optimize storage space with the accessories.



All United Chair® standard fabrics (except vinyls and leathers) are available to coordinate on tackboards and screens. A "C.O.M." program is available upon request. For more information, contact Groupe Lacasse customer service.

44" H hutches		36" H hutches		
19" H tackboard		—		
15" H tackboard + 1 rail		15" H tackboard		
11" H tackboard + 2 rails		11" H tackboard + 1 rail		
<i>19" (480 mm) high.</i>				
82 x ½ x 19	2045 x 13 x 480	LGC-TK8219E		455
76 x ½ x 19	1895 x 13 x 480	LGC-TK7619E		442
70 x ½ x 19	1745 x 13 x 480	LGC-TK7019E		431
64 x ½ x 19	1595 x 13 x 480	LGC-TK6419E		418
58 x ½ x 19	1445 x 13 x 480	LGC-TK5819E		406
52 x ½ x 19	1295 x 13 x 480	LGC-TK5219E		391
46 x ½ x 19	1145 x 13 x 480	LGC-TK4619E		380
40 x ½ x 19	995 x 13 x 480	LGC-TK4019E		368
34 x ½ x 19	845 x 13 x 480	LGC-TK3419E		354

Specify the fabric code at the end of the product code.

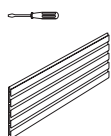
<i>15" (380 mm) high.</i>				
82 x ½ x 15	2045 x 13 x 380	LGC-TK8215E		442
76 x ½ x 15	1895 x 13 x 380	LGC-TK7615E		431
70 x ½ x 15	1745 x 13 x 380	LGC-TK7015E		418
64 x ½ x 15	1595 x 13 x 380	LGC-TK6415E		406
58 x ½ x 15	1445 x 13 x 380	LGC-TK5815E		391
52 x ½ x 15	1295 x 13 x 380	LGC-TK5215E		380
46 x ½ x 15	1145 x 13 x 380	LGC-TK4615E		368
40 x ½ x 15	995 x 13 x 380	LGC-TK4015E		354
34 x ½ x 15	845 x 13 x 380	LGC-TK3415E		343

Specify the fabric code at the end of the product code.

<i>11" (280 mm) high.</i>				
82 x ½ x 11	2045 x 13 x 280	LGC-TK8211E		431
76 x ½ x 11	1895 x 13 x 280	LGC-TK7611E		418
70 x ½ x 11	1745 x 13 x 280	LGC-TK7011E		406
64 x ½ x 11	1595 x 13 x 280	LGC-TK6411E		391
58 x ½ x 11	1445 x 13 x 280	LGC-TK5811E		380
52 x ½ x 11	1295 x 13 x 280	LGC-TK5211E		368
46 x ½ x 11	1145 x 13 x 280	LGC-TK4611E		354
40 x ½ x 11	995 x 13 x 280	LGC-TK4011E		343
34 x ½ x 11	845 x 13 x 280	LGC-TK3411E		328

Specify the fabric code at the end of the product code.

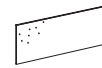
Metal hanging rails for hutches



<i>To be fixed to a hutch to receive accessory trays. Mounting hardware included.</i>				
82 x ¾ x 4	2045 x 19 x 100	LGC-RA82E_		228
76 x ¾ x 4	1895 x 19 x 100	LGC-RA76E_		223
70 x ¾ x 4	1745 x 19 x 100	LGC-RA70E_		216
64 x ¾ x 4	1595 x 19 x 100	LGC-RA64E_		209
58 x ¾ x 4	1445 x 19 x 100	LGC-RA58E_		201
52 x ¾ x 4	1295 x 19 x 100	LGC-RA52E_		195
46 x ¾ x 4	1145 x 19 x 100	LGC-RA46E_		190
40 x ¾ x 4	995 x 19 x 100	LGC-RA40E_		185
34 x ¾ x 4	845 x 19 x 100	LGC-RA34E_		179

Specify the accent color (A, S).

Wall-mounted tackboards



All United Chair® standard fabrics (except vinyls and leathers) are available to coordinate on tackboards and screens. A "C.O.M." program is available upon request. For more information, contact Groupe Lacasse customer service.

W x D x H (in)	W x D x H (mm)	Code	Price (\$)
<i>Tackboards and wall-mounted hanging rails may be combined to optimize storage space with the accessories.</i>			
<i>21" H tackboard</i>			
<i>17" H tackboard + 1 rail</i>			
<i>13" H tackboard + 2 rails</i>			

<i>21" (540 mm) high.</i>			
84 x ½ x 21	2100 x 13 x 540	LGC-TK8421M	475
78 x ½ x 21	1950 x 13 x 540	LGC-TK7821M	455
72 x ½ x 21	1800 x 13 x 540	LGC-TK7221M	442
66 x ½ x 21	1650 x 13 x 540	LGC-TK6621M	431
60 x ½ x 21	1500 x 13 x 540	LGC-TK6021M	418
54 x ½ x 21	1350 x 13 x 540	LGC-TK5421M	406
48 x ½ x 21	1200 x 13 x 540	LGC-TK4821M	391
42 x ½ x 21	1050 x 13 x 540	LGC-TK4221M	380
36 x ½ x 21	900 x 13 x 540	LGC-TK3621M	368

Specify the fabric code at the end of the product code.

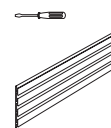
<i>17" (440 mm) high.</i>			
84 x ½ x 17	2100 x 13 x 440	LGC-TK8417M	455
78 x ½ x 17	1950 x 13 x 440	LGC-TK7817M	442
72 x ½ x 17	1800 x 13 x 440	LGC-TK7217M	431
66 x ½ x 17	1650 x 13 x 440	LGC-TK6617M	418
60 x ½ x 17	1500 x 13 x 440	LGC-TK6017M	406
54 x ½ x 17	1350 x 13 x 440	LGC-TK5417M	391
48 x ½ x 17	1200 x 13 x 440	LGC-TK4817M	380
42 x ½ x 17	1050 x 13 x 440	LGC-TK4217M	368
36 x ½ x 17	900 x 13 x 440	LGC-TK3617M	354

Specify the fabric code at the end of the product code.

<i>13" (340 mm) high.</i>			
84 x ½ x 13	2100 x 13 x 340	LGC-TK8413M	442
78 x ½ x 13	1950 x 13 x 340	LGC-TK7813M	431
72 x ½ x 13	1800 x 13 x 340	LGC-TK7213M	418
66 x ½ x 13	1650 x 13 x 340	LGC-TK6613M	406
60 x ½ x 13	1500 x 13 x 340	LGC-TK6013M	391
54 x ½ x 13	1350 x 13 x 340	LGC-TK5413M	380
48 x ½ x 13	1200 x 13 x 340	LGC-TK4813M	368
42 x ½ x 13	1050 x 13 x 340	LGC-TK4213M	354
36 x ½ x 13	900 x 13 x 340	LGC-TK3613M	343

Specify the fabric code at the end of the product code.

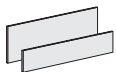
Wall-mounted metal hanging rails



<i>To be fixed to a wall to receive accessory trays. Mounting hardware included.</i>			
84 x ¾ x 4	2100 x 19 x 100	LGC-RA84M_	234
78 x ¾ x 4	1950 x 19 x 100	LGC-RA78M_	228
72 x ¾ x 4	1800 x 19 x 100	LGC-RA72M_	223
66 x ¾ x 4	1650 x 19 x 100	LGC-RA66M_	216
60 x ¾ x 4	1500 x 19 x 100	LGC-RA60M_	209
54 x ¾ x 4	1350 x 19 x 100	LGC-RA54M_	201
48 x ¾ x 4	1200 x 19 x 100	LGC-RA48M_	195
42 x ¾ x 4	1050 x 19 x 100	LGC-RA42M_	190
36 x ¾ x 4	900 x 19 x 100	LGC-RA36M_	185

Specify the accent color (A, S).

TACKBOARDS FOR ACCESSORY BRACKETS



All United Chair® standard fabrics (except vinyls and leathers) are available to coordinate on tackboards and screens. A "C.O.M." program is available upon request. For more information, contact Groupe Lacasse customer service.

Mounts to the accessory brackets LGC-SUPAC_ / LGC-SUPL_. Compatible with units having full-width wire access or spacing between surface and base (Quad, Morpheo and Options).

These prices are applicable for Grade 1 and 2 fabrics. For other grades add: Grade 3: 15%, Grade 4: 20%, Grade 5: 25%, Grade 6: 30%, Grade 7: 35%.

W x D x H (in)	W x D x H (mm)	Code	Price (\$)
71 x 1½ x 17	1778 x 36 x 442	LGC-TK7217_	677
65 x 1½ x 17	1628 x 36 x 442	LGC-TK6617_	659
59 x 1½ x 17	1478 x 36 x 442	LGC-TK6017_	627
53 x 1½ x 17	1328 x 36 x 442	LGC-TK5417_	607
47 x 1½ x 17	1178 x 36 x 442	LGC-TK4817_	569
41 x 1½ x 17	1028 x 36 x 442	LGC-TK4217_	550
35 x 1½ x 17	878 x 36 x 442	LGC-TK3617_	531
29 x 1½ x 17	728 x 36 x 442	LGC-TK3017_	507
23 x 1½ x 17	578 x 36 x 442	LGC-TK2417_	487
71 x 1½ x 8½	1778 x 36 x 213	LGC-TK7208_	512
65 x 1½ x 8½	1628 x 36 x 213	LGC-TK6608_	494
59 x 1½ x 8½	1478 x 36 x 213	LGC-TK6008_	475
53 x 1½ x 8½	1328 x 36 x 213	LGC-TK5408_	448
47 x 1½ x 8½	1178 x 36 x 213	LGC-TK4808_	412
41 x 1½ x 8½	1028 x 36 x 213	LGC-TK4208_	385
35 x 1½ x 8½	878 x 36 x 213	LGC-TK3608_	368
29 x 1½ x 8½	728 x 36 x 213	LGC-TK3008_	349
23 x 1½ x 8½	578 x 36 x 213	LGC-TK2408_	328

Specify the accent code (A, S). Specify the fabric code at the end of the product code.

Short accessory brackets (2)	1½ x 4 x 11	38 x 100 x 284	LGC-SUPAC_	159
-------------------------------------	-------------	----------------	------------	-----

Specify the accent color (A, S).



Long accessory brackets (2)	1½ x 4 x 20	38 x 100 x 513	LGC-SUPAL_	159
------------------------------------	-------------	----------------	------------	-----

Specify the accent color (A, S).



Hanging rail *Mounts to the accessory brackets.*

71 x 1½ x 8½	1778 x 36 x 213	LGC-RA72_	385
65 x 1½ x 8½	1628 x 36 x 213	LGC-RA66_	360
59 x 1½ x 8½	1478 x 36 x 213	LGC-RA60_	336
53 x 1½ x 8½	1328 x 36 x 213	LGC-RA54_	310
47 x 1½ x 8½	1178 x 36 x 213	LGC-RA48_	272
41 x 1½ x 8½	1028 x 36 x 213	LGC-RA42_	247
35 x 1½ x 8½	878 x 36 x 213	LGC-RA36_	223
29 x 1½ x 8½	728 x 36 x 213	LGC-RA30_	195
23 x 1½ x 8½	578 x 36 x 213	LGC-RA24_	164

Specify the accent color (A, S).

Horizontal paper trays *Metal. Compatible with all Lacasse's accessory rails. Letter size.*

12 x 2 x 10	305 x 50 x 251	LGC-RPT11_	103
-------------	----------------	------------	-----

Legal size.

15 x 2 x 10	375 x 50 x 251	LGC-RPT14_	114
-------------	----------------	------------	-----

Specify the accent color (A, S).

Vertical paper tray *Metal. 2¼" (68 mm) clear depth. Compatible with all Lacasse's accessory rails.*

12 x 8 x 2¾	300 x 68 x 70	LGC-RVPT11_	126
-------------	---------------	-------------	-----

Specify the accent color (A, S).

Accessory trays *Metal. Compatible with all Lacasse's accessory rails.*

12 x 1¼ x 3¾	305 x 30 x 96	LGC-RAS12_	87
20 x 1¼ x 3¾	505 x 30 x 96	LGC-RAS20_	108

Specify the accent color (A, S).



Screens

Screens are compatible with units having full-width wire access or spacing between surface and base. Maximum of 2 vertically stacked screens. Restrictions: surfaces 20" and 24" deep used independently.

These prices are applicable for Grade 1 and 2 fabrics. For other grades add: Grade 3: 15%, Grade 4: 20%, Grade 5: 25%, Grade 6: 30%, Grade 7: 35%.

Fabric stackable screens

2 connecting extrusions included on surfaces with LGC-7PO_ and LGC-14TP supports.

72 x 1 x 16	1800 x 25 x 406	LGC-SCF7216_	569
66 x 1 x 16	1650 x 25 x 406	LGC-SCF6616_	545
60 x 1 x 16	1500 x 25 x 406	LGC-SCF6016_	512
54 x 1 x 16	1350 x 25 x 406	LGC-SCF5416_	487
48 x 1 x 16	1200 x 25 x 406	LGC-SCF4816_	455
42 x 1 x 16	1050 x 25 x 406	LGC-SCF4216_	431
36 x 1 x 16	900 x 25 x 406	LGC-SCF3616_	400
30 x 1 x 16	750 x 25 x 406	LGC-SCF3016_	374
24 x 1 x 16	600 x 25 x 406	LGC-SCF2416_	349



All United Chair® standard fabrics (except vinyls and leathers) are available to coordinate on tackboards and screens. A "C.O.M." program is available upon request. For more information, contact Groupe Lacasse customer service.

Specify the accent code (A, S). Specify the fabric code at the end of the product code.

Laminate stackable screens

Extrusions at both ends to mount on surfaces with LGC-7PO_ and LGC-14TP supports.

72 x 1 x 16	1800 x 25 x 406	LGC-SCL7216_	336
66 x 1 x 16	1650 x 25 x 406	LGC-SCL6616_	328
60 x 1 x 16	1500 x 25 x 406	LGC-SCL6016_	322
54 x 1 x 16	1350 x 25 x 406	LGC-SCL5416_	316
48 x 1 x 16	1200 x 25 x 406	LGC-SCL4816_	310
42 x 1 x 16	1050 x 25 x 406	LGC-SCL4216_	305
36 x 1 x 16	900 x 25 x 406	LGC-SCL3616_	297
30 x 1 x 16	750 x 25 x 406	LGC-SCL3016_	292
24 x 1 x 16	600 x 25 x 406	LGC-SCL2416_	285

Specify the accent color (A, S).

Screen supports (2) *To be mounted under the surface.*

1½ x 8 x 12	40 x 200 x 310	LGC-7PO_	195
-------------	----------------	----------	-----

Specify the accent color (A, S).



Screen extensions (2) *Insert into the first screen in order to stack the second one. Anthracite Grey metal.*

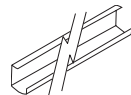
¾ x ¾ x 14	20 x 3 x 350	LGC-14TP	114
------------	--------------	----------	-----



Adhesive wire channels *Self-adhesive. Can hold most power bars.*

68 x 2¼ x 3¼	1700 x 60 x 80	LGC-HWMC72_	126
44 x 2¼ x 3¼	1100 x 60 x 80	LGC-HWMC48_	108
20 x 2¼ x 3¼	500 x 60 x 80	LGC-HWMC24_	87

Specify the accent color (A, S).



Vertical wire channel *Self-adhesive. Installs to base or leg. 2 lengths of 20" (500 mm) each.*

1 x 1½ x 20	25 x 12 x 500	LGC-VWMC20_	87
-------------	---------------	-------------	----

Specify the accent color (A, S).

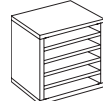


Vertical pigeonholes *21" H – 6 compartments, 17" H – 5 compartments. Legal size.*

18 x 12 x 20¼	449 x 311 x 515	LGC-DV1821	487
18 x 12 x 17¾	449 x 311 x 442	LGC-DV1817	455

Letter size.

12 x 12 x 20¼	299 x 311 x 515	LGC-DV1221	442
12 x 12 x 17¾	299 x 311 x 442	LGC-DV1217	412



Grommets *Round or square in various dimensions supplied in accordance with the standards of furniture series ordered.*







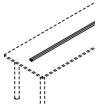
Black for Concept 70, 300, 400E	LGC-GRV25N	33
For Options, Morpheo, Concept 3, PanGram (1")	LGC-GRQ25_	33
For Quad, Options, Morpheo, Quorum (1½")	LGC-GRQ38_	33

Specify the accent code (A, S).

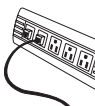



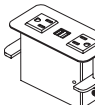


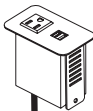
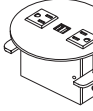


= ASSEMBLY REQUIRED

= QUICKSHIP



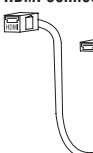
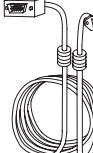


	W x D x H (in)	W x D x H (mm)	Code	Price (\$)
Cushions for mobile pedestals 	<i>2" (51mm) foam. Installs on 20" (500 mm) storage units or mobile pedestal with self-fastening band. These prices are applicable for United Chair® Grade 1 and 2 fabrics. For other United Chair® grades add: Grade 3: 15%, Grade 4: 20%, Grade 5: 25%, Grade 6: 30%, Grade 7: 35%.</i>			
	15 x 18 x 2	388 x 450 x 51	LGC-CU1518	260
Specify the fabric code at the end of the product code.				
Front-to-back suspension bars 	<i>Suspension bars for all laminate lateral file drawers. Allows front-to-back filing.</i>			
	15½ x 6 x 1¼	384 x 152 x 32	LGC-FTB2	44
	15½ x 6 x 1¼	384 x 152 x 32	LGC-FTB4	108
Counterweight 	<i>Prevents lateral file from tipping over when top drawer is overloaded. To meet BIFMA standards, order 1 counterweight for 24" deep and 2 for 20" deep lateral file.</i>			
	13 x 4 x 4	330 x 100 x 100	LGC-CW	132
Flush plate 	<i>To link and level two surfaces. 10 per package. Black metal.</i>			
	7 x 1½ x ¼	175 x 38 x 3	LGC-FLP	70
Footrest 	<i>Adjustable foot support. Tilt angles of 6°, 12°, 16° and 25°. Anti-fatigue rubber surface on platform. Black with grey accents.</i>			
	16 x 14 x 3-5	405 x 350 x 75-125	LGC-FR	146
Coat hook 	<i>Stainless steel finish. Hardware included. Can be fixed to wall or other surface.</i>			
	2½ x 2½ x 1½	60 x 20 x 35	LGC-CH	82
Work surface reinforcement bar 	<i>Metal black.</i>			
	54 x 2 x 1	1372 x 51 x 25	LGC-BAR	87

ELECTRICAL AND COMMUNICATION MODULES

Removable electrical / communication module 	<i>3 electrical outlets. Can accommodate the couplers listed on this page. 72" (1829 mm) cord included. Silver anodized aluminum. UL and CUL certified.</i>			
	10 x 5½ x 3	255 x 140 x 75	LGC-PCS	391
Half electrical module 	<i>2 electrical outlets. 72" (1829 mm) cord included. Silver anodized aluminum. Field installed. UL and CUL certified.</i>			
	4¾ x 4¼ x 3	120 x 106 x 75	LGC-HPC	260
Electrical / communication module 	<i>Includes two electrical outlets. Can accommodate the couplers listed on this page. 72" (1829 mm) cord included. Silver anodized aluminum. Field installed. UL and CUL certified. Adaptors included.</i>			
	8¼ x 4¾ x 3	212 x 110 x 75	LGC-PC2P	442
Double-sided electrical / communication module 	<i>Includes two electrical outlets on each side. Can accommodate the couplers listed on this page. 72" (1829 mm) cord included. Silver anodized aluminum. Field installed. UL and CUL certified. Adaptors included.</i>			
	8¼ x 8 x 3	206 x 200 x 75	LGC-DPC4P	785
Flush-mount rectangular electrical / communication module 	<i>Includes two electrical outlets and two 2.1A USB ports. 120VAC power outlet. Spill resistant. 108" (2743 mm) cord included. Mounting screw included. Silver. Field installed. ETL certified.</i>			
	6¼ x 2½ x 3¼	159 x 64 x 79	LGC-PCQ1USB2P	484

	W x D x H (in)	W x D x H (mm)	Code	Price (\$)
Grommet-mounted flush rectangular electrical / communication module 	<i>Includes one electrical outlet and two 2.1A USB ports. Fits in the rectangular Lacasse grommet hole. 120VAC power outlet. Spill resistant. 108" (2743 mm) cord included. Mounting screw included. Silver. Field installed. ETL certified.</i>			
	3¾ x 2¼ x 3¼	95 x 57 x 79	LGC-PCQ1USB1P	429
Flush-mount round electrical / communication module 	<i>Includes two electrical outlets and two 2.1A USB ports. 120VAC power outlet. Spill resistant. 108" (2743 mm) cord included. Mounting screw included. Silver. Field installed. ETL certified.</i>			
	6 x 6 x 3¼	152 x 152 x 79	LGC-PCV1USB2P	484
Grommet-mounted flush round electrical / communication module 	<i>Includes one electrical outlet and two 2.1A USB ports. Fits in the rectangular Lacasse grommet hole. 120VAC power outlet. Spill resistant. 108" (2743 mm) cord included. Mounting screw included. Silver. Field installed. ETL certified.</i>			
	5¼ x 5¼ x 3¼	133 x 133 x 79	LGC-PCV1USB1P	429
Wireless charger 	<i>Compatible with any Qi rated devices and smartphones, refer to the wireless compatibility chart on next page. 78" (1981 mm) cord included. Silver anodized aluminum. Field installed. The transformer is UL and CUL certified.</i>			
	3¼ x 3¼ x ¾	84 x 84 x 17	LGC-CHARGE	572

COUPLERS

Voice coupler 	<i>RJ11 coupler, category 3. Modular coupler to connect a standard phone. Compatible with electrical / communication modules LGC-PC2P or LGC-DPC4P. Black. Must be used with the adaptors provided with selected accessories plates or modules. Field installed.</i>			
	¾ x ¾ x 1¾	14 x 16 x 30	LGC-RJ11	66
Data jack 	<i>RJ-45 coupler, category 5. 110 connect jack used for internet and multi-line/VOIP phone systems. Compatible with electrical / communication modules LGC-PC2P or LGC-DPC4P. Black. Must be used with the adaptors provided with selected accessories plates or modules. Field installed.</i>			
	¾ x ¾ x 1¾	16 x 16 x 30	LGC-RJ45	113
HDMI connector 	<i>To connect to HD displays that accept HDMI feed. Female / female connection. 18" (457 mm) cord. Compatible with electrical / communication modules LGC-PC2P or LGC-DPC4P. Black. Must be used with the adaptors provided with selected accessories plates or modules. Field installed.</i>			
	¾ x ¾ x 1¾	16 x 14 x 30	LGC-HDMI	130
VGA coupler 	<i>Female-to-male connector cable. Device cable not included. 120" (3048 mm) cord included. Compatible with electrical / communication modules LGC-PC2P or LGC-DPC4P. Black. Must be used with the adaptors provided with selected accessories plates or modules. Field installed.</i>			
	1¼ x ¼ x 1½	33 x 12 x 37	LGC-VGA	130
USB 3.0 coupler 	<i>Simultaneous read and write capability. Transfer speed of 5 gbs/sec. Does not charge. 72" (1829 mm) cord. Compatible with electrical / communication modules LGC-PC2P or LGC-DPC4P. Black. Must be used with the adaptors provided with selected accessories plates or modules. Field installed.</i>			
	¾ x ¾ x 1¾	16 x 14 x 30	LGC-USBDATA	108
USB charging coupler 	<i>USB-A connections for USB-powered device and charging mobile electronics. 2,000 mA of charging power. 72" (1829 mm) cord. Compatible with electrical / communication modules LGC-PC2P or LGC-DPC4P. Black. Must be used with the adaptors provided with selected accessories plates or modules. Field installed. The transformer is UL and CUL certified.</i>			
	1 x 1 x 1¾	26 x 26 x 30	LGC-USB	161

TECHNICAL PERFORMANCES

THERMOFUSED LAMINATE (TFL):

- Depending on the furniture collection, Lacasse casegoods have TFL surfaces and side panels made of particleboard panels of 1" (25,4 mm) or 1½" (38 mm) thick finished with a mar-resistant high-performance thermofused laminate (45 lbs/ft³). The particleboard panels are laminated on both sides for proper balance.
- TFL technology consists on a decorative paper impregnated with reactive melamine resins which is thermally fused to a substrate (particleboard). The heat and pressure produces a **permanent thermal bond** between the melamine resins, the decorative paper and the substrate. The bonding process results in a clear, hard and non-porous surface.
- TFL panels, unlike wood, will not gouge or dent.
- Delamination is not possible, due to the manufacturing process.
- TFL panels carry a 25-year warranty.

HIGH-PRESSURE LAMINATE (HPL):

- Certain collections are also available with HPL surfaces made of 1¼" (27 mm) or 1⅞" (40 mm) thick particleboard finished with high-pressure laminate (laminate plus a ⅓" (0,8 mm) black backing).
- HPL technology consists of multiple layers of Kraft paper saturated with phenolic resin, a decorative layer of paper saturated with melamine resin, and a very thin top sheet of heavily saturated melamine resin. The high-pressure laminate sheet is then glued to a substrate (particleboard).
- HPL panels offer a good wear and impact resistance.
- HPL panels carry a 5-year warranty.

CONVERSION TABLE

SPECIFICATIONS

Metric dimensions are exact; imperial dimensions are nominal.

Nominal	Metric	Exact imp.	Nominal	Metric	Exact imp.	Nominal	Metric	Exact imp.
6	150	5.91	36	900	35.43	66	1650	64.96
7	175	6.89	37	925	36.42	67	1675	65.94
8	200	7.87	38	950	37.40	68	1700	66.93
9	225	8.86	39	975	38.39	69	1725	67.91
10	250	9.84	40	1000	39.37	70	1750	68.90
11	275	10.83	41	1025	40.35	71	1775	69.88
12	300	11.81	42	1050	41.34	72	1800	70.87
13	325	12.80	43	1075	42.32	73	1825	71.85
14	350	13.78	44	1100	43.31	74	1850	72.83
15	375	14.76	45	1125	44.29	75	1875	73.82
16	400	15.75	46	1150	45.28	76	1900	74.80
17	425	16.73	47	1175	46.26	77	1925	75.79
18	450	17.72	48	1200	47.24	78	1950	76.77
19	475	18.70	49	1225	48.23	79	1975	77.76
20	500	19.69	50	1250	49.21	80	2000	78.74
21	525	20.67	51	1275	50.20	81	2025	79.72
22	550	21.62	52	1300	51.18	82	2050	80.71
23	575	22.64	53	1325	52.17	83	2075	81.69
24	600	23.62	54	1350	53.15	84	2100	82.68
25	625	24.61	55	1375	54.13	85	2125	83.68
26	650	25.59	56	1400	55.12	86	2150	84.65
27	675	26.57	57	1425	56.10	87	2175	85.63
28	700	27.56	58	1450	57.09	88	2200	86.61
29	725	28.54	59	1475	58.07	89	2225	87.60
30	750	29.53	60	1500	59.06	90	2250	88.58
31	775	30.51	61	1525	60.04	96	2400	94.49
32	800	31.50	62	1550	61.02	120	3000	118.11
33	825	32.48	63	1575	62.01	126	3150	124.02
34	850	33.46	64	1600	62.99	144	3600	141.73
35	875	34.45	65	1625	63.96			

TERMS & CONDITIONS OF SALE

1. ORDER PLACEMENT

- a) The seller sells its products in the terms set forth in these standard terms of sale. All orders must be submitted in writing as represented by a valid purchase order, which includes the total list and net dollars. The seller reserves the right to refuse any order.
- b) Groupe Lacasse LLC cannot be held responsible for dealer's errors, omissions and order duplication due to non-compliance with this procedure. The following information is required to process an order

CUSTOMER INFORMATION	PRODUCT INFORMATION
Sold/Ship to address	Quantity
Purchase order number	Product numbers including options
Authorized signature	Colors and fabrics (all surfaces)
Contact name	Note: Product number overrules the written description and/or comment lines
Consignee contact name and phone	
Bid/Quote # if applicable	
Product total (list/net)	
Preferred delivered date (Specific delivery date not guaranteed)	

2. ORDER CHANGES

Any change to an original purchase order must be received in writing no later than 48 hours after receipt of the original order. Any change to the original order after 48 hours, if approved, will result in production rescheduling. The cost variances will have to be approved by the customer before production rescheduling. No changes allowed on QuickShip orders.

3. ORDER CANCELLATIONS

Cancellations must be requested in writing no later than 48 hours after receipt of the original order and are subject to approval by Groupe Lacasse LLC. Cancellations cannot be accepted otherwise. No cancellation allowed on QuickShip orders.

4. ORDER ACKNOWLEDGMENT

Orders will be acknowledged to dealers by Groupe Lacasse LLC. Please refer to the acknowledgment copy to make sure it agrees with your original purchase order. When corresponding, please refer to the acknowledgment number. If you do not receive your order acknowledgement within 48 hours, please contact our customer service.

5. LIMITED LIFETIME WARRANTY

Groupe Lacasse LLC warrants its products to be free from defects in material and workmanship for as long as the original purchaser owns it; proof of purchase from Groupe Lacasse LLC being the only official document accepted by Groupe Lacasse LLC for any claim. This warranty is subject to the limitations, exclusions and other provisions below:

- Twenty-five years: High-performance thermofused laminate.
- Twenty years: Drawer slides.
- Ten years: Locks.
- Five years: Adjustable surface mechanisms, metal legs.
- Five years: High-pressure laminate, casters, fabrics, metal frame doors, electrical components, thermoplastic polymer extrusions and accessories.
- One year: Electrical modules and components, electronic locks.
- Exclusions: C.O.M., light bulbs and ballasts.

This warranty is made by Groupe Lacasse LLC only to purchasers acquiring the product directly from Groupe Lacasse LLC, its authorized dealers, or others who are specifically authorized by Groupe Lacasse LLC to sell such products. The purchaser's remedy is limited to repair or replacement, at Groupe Lacasse LLC's option, of products which when used normally, prove to be defective within the period stated. Labor, delivery charges and service not covered under warranty. This warranty does not apply to any product which must be replaced because of normal wear and tear, negligence, abuse or accident or which has been modified by someone other than Groupe Lacasse LLC or its authorized dealers. The remedy stated herein are expressly agreed to be exclusive as a condition of sale. Groupe Lacasse LLC's liability with respect to its products or installation services should not exceed that expressly set forth above. Under no circumstances shall Groupe Lacasse LLC be liable for accidental or consequential damages. Specials may be subject to a limited warranty.

6. PRICES

All prices listed are suggested retail prices, F.O.B. our factory, St-Pie, Quebec, Canada. Accepted orders are subject to prices and taxes prevailing at the time of shipment. Prices and taxes are subject to change without notice. If shipping date requested is more than 90 days from date of order, Groupe Lacasse LLC shall have the right to use the published list prices effective at the time of shipment. Prices shown in price book have priority over electronic catalog contents.

7. TERMS (UPON ACCEPTANCE FROM OUR CREDIT DEPARTMENT)

Net 30 days from date of invoice. Any product sold shall remain the property of Groupe Lacasse LLC and shall remain the seller's property until paid for. The buyer agrees to perform all acts which may be necessary to protect and assure retention of title to such products by Groupe Lacasse LLC until such time as goods have been paid for in full. No sales within a one-year period will automatically lead to the account's closure.

8. QUOTATIONS

Quotations are valid for a period of ninety (90) days unless otherwise specified on the quote.

9. CHANGES

All illustrations, specifications and prices in this book are based on the latest product information available at the time of publication. The right is reserved to make changes, at any time and without prior notice, to prices, colors, materials, specifications and models offered.

10. PACKING AND SHIPPING

Packaging consists of polyethylene and protectors or separate cartons, depending on method of shipment.

11. DELIVERY

The scheduled delivery week is specified on our acknowledgment. Groupe Lacasse is not liable for delay or failure to deliver goods due to causes beyond its control (such as a casualty, an act of god, a labor dispute,

or an accident; the inability to obtain the necessary labor, material or transportation; or any change requested by the customer). Under these circumstances, the ship date will be extended to compensate for the delay as determined by the Seller.

Groupe Lacasse will accept, upon prior approval by Logistics and Customer Service departments, to make installation job site deliveries for a minimum of one half of a full truckload (1,200 cubic feet/33.98 m³); however, and in all cases, an unloading dock must be available to accommodate 53 ft. (16.15 m), trailers and the address is also subject to approval. Unloading at destination is the sole responsibility of the purchaser. No waiting time will be possible; however, and if any is incurred, it will be recharged to the purchaser.

Under no circumstance will Groupe Lacasse deliver goods in a residential area.

Surcharge

Time sensitive deliveries (weekend deliveries, night, etc.) that require expedited carrier service will result in additional charges that will be passed onto the consignee (dealer). Liftgates: Our standard carriers do not have liftgates. Requests for liftgates can often be accommodated but will result in extra fees and they must be made at least 2 weeks in advance.

12. SHIPPING WEIGHTS AND VOLUMES

Shipping weights and volumes are available on the Groupe Lacasse website and may vary due to the constantly improving methods of packaging.

13. ROUTING

Unless otherwise specified by the buyer and agreed to by Groupe Lacasse, the latter reserves the right to select the route, method of shipment and carrier. Customer requests for special carrier, method of shipment and/or routing will be shipped freight collect.

14. TRANSPORTATION POLICY

"Zone 0" shipments are FCA plant.

"Zone 1", "Zone 2", "Zone 3", "Zone 4" and "Zone 5" pricing includes freight cost to your geographical location.

On all orders less than \$2,000 net (regardless of brand and/or of shipping point) we will add a \$150 "small order fee".

Please take note of the following exclusion to the "small order fee":

- By combining different product collections in one order, even if the net value of each collection is less than \$2,000 net, but the total value of all collections in one order is at least or above \$2,000 net, and as long as all products are shipped at the same destination / receiving location (ship to), the fee will not apply regardless of shipping dates and points of origins.

Small orders under \$25 net are subject to a \$20 small order fee (instead of \$150) regardless of the shipping zones.

Freight charges beyond the continental United States are the purchaser's responsibility. Shipments beyond the continental United States must deliver to a freight forwarder or forwarding carrier of your choice. It is the customer's responsibility to provide this information on purchase orders.

15. FREIGHT CLAIMS

All FCA destination claims will be handled and filed by the Seller. In order to expedite any credit due, your help and assistance is required. Please adhere to the following guidelines:

The merchandise is carefully packed and thoroughly inspected before leaving the warehouse. Responsibility for its safe delivery is assumed by the carrier upon acceptance of the shipment. Claims for loss or damage sustained in transit must therefore be made to Groupe Lacasse as follows:

1) Concealed loss or damage

Concealed loss or damage means loss or damage that does not become apparent until the merchandise has been unpacked. The contents may be damaged in transit due to rough handling even though the carton may not show external damage. When damage is discovered upon unpacking, a written request must be made within 15 days of the delivery date. No disposition will be taken until approved by the manufacturer.

IMPORTANT: Groupe Lacasse's policy in concealed damage is to replace the part or complete product if necessary at no charge to the dealer. However, it is the responsibility of the dealer to provide installation of the replaced part or complete product. Therefore, no labor fees will be accepted on concealed damages.

2) Visible damage or shortage

Any external evidence of damage or shortage must be noted on the freight bill or express receipts and signed by the carrier's agent. Failure to adequately describe such external evidence of damage or shortage may result in refusing to honor a damage claim. Claims must be submitted within 5 business days of reception of the merchandise.

Submit your claim to the Groupe Lacasse Customer Service by email at: lacassecustomer.service@groupe-lacasse.com.

Phone: 1-888-522-2773 - Fax: 1-888-248-1865

16. RETURNS

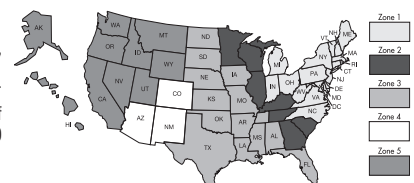
Absolutely no returns will be accepted on any standard and non-standard products.




17. STORAGE

In the event the purchaser request postponement of shipment beyond the scheduled shipping week after the goods have become work in process, or at a time Groupe Lacasse LLC is then about to make shipment, Groupe Lacasse LLC may store the goods at the purchaser's expense. Such transfer to storage shall be deemed a delivery to purchaser for all purposes including invoicing and payment.

18. GOVERNING LAW

This contract shall be construed and governed in accordance with the laws of the province of Quebec, Canada.





Office Furniture Solutions

Founded in 1956, Groupe Lacasse is a North American leader in the design, manufacture and service of a broad range of high-quality furniture products for all types of work environments. We have the experience, expertise and capability to deliver incomparable design, exceptional quality, optimum service and outstanding value in Office Furniture Solutions.



1-888-522-2773
www.groupelacasse.com



Lacasse products have achieved GREENGUARD GOLD Certification.

GREENGUARD Certified products are certified to GREENGUARD standards for low chemical emissions into indoor air during product usage. For more information, visit ul.com/gg.