



Price Book > USA > July 2021



OFFICE  
FURNITURE  
SOLUTIONS

## TABLE OF CONTENTS

ENVIRONMENTAL INITIATIVES.....	2
JADE .....	2
LACASSE QUICKSHIP PROGRAM .....	3
STANDARDIZED DIMENSIONAL SPECIALS .....	4
GENERAL SPECIFICATIONS FOR LAMINATE FURNITURE COLLECTIONS .....	6
FURNITURE COLLECTIONS	
QUAD .....	8
MORPHEO .....	23
OPTIONS.....	42
CONCEPT 3.....	58
CONCEPT 70 .....	64
CONCEPT 400E .....	74
CONCEPT 300 .....	83
C.A. ....	93
PANGRAM.....	95

## COMPLEMENTARY FURNITURE COLLECTIONS

RECEPTION FURNITURE.....	106
QUORUM MULTICONFERENCE .....	114
LAMINATE LATERAL FILES .....	142
OTHERS	
ELECTRICOM II ELECTRIFICATION SYSTEM.....	143
THE ESSENTIAL ACCESSORIES .....	146
TECHNICAL PERFORMANCES AND CONVERSION TABLE .....	150
TERMS & CONDITIONS OF SALE.....	151

### Designer Specifications

Groupe Lacasse distinguishes itself thanks to its flexibility and willingness to accommodate special requests, and successfully meets most specific requests for products that are not part of its standard offering. It is possible, among other things, to use C.O.M. fabrics for our PanGram divider panels, tackboards, cushions, etc. Translucent inserts as well as certain high-pressure laminates can also be special-ordered. The Quotations department can process such specific requests.

## NICER FOR THE ENVIRONMENT

It's our corporate responsibility to contribute to the preservation of natural resources and to ensure that our operations have the least possible impact on the environment. We choose suppliers who support our efforts to reduce deforestation. The majority of our products are manufactured from particleboard, made from 100% post-industrial recycled materials. We recover the cuttings from all our activities and even sawdust for power cogeneration. What's more, we sort and recycle plastic, steel and aluminum.

Our Saint-Pie, QC facilities are certified ISO 9001 and ISO 14 001.

We're proud to say that all Lacasse products are GREENGUARD® Gold certified. Which means that North Americans can be sure that these products will not affect the air quality of their working environments. And other groups, like architects, designers and specifiers who use Lacasse products can benefit from their GREENGUARD® certification to earn points towards meeting LEED® standards.



Lacasse products have achieved GREENGUARD GOLD Certification.

GREENGUARD Certified products are certified to GREENGUARD standards for low chemical emissions into indoor air during product usage. For more information, visit [ul.com/gg](http://ul.com/gg).

### ENVIRONMENTAL TOOLS

A variety of informative tools which detail how Groupe Lacasse products help support green initiatives are available. All documents are routinely updated and placed on the Groupe Lacasse website in the **Environment** section. Please check this page regularly for the most up-to-date documents.

Available documents: the corporate **Sustainability Policy**, how our products support **LEED Credits** (these documents include information on the percentage of recycled material in each product) and a listing of Groupe Lacasse products that are **GREENGUARD Certified**.

### GREENGUARD CERTIFICATES

The GREENGUARD certificates can be uploaded from [www.grounelacasse.com](http://www.grounelacasse.com) by clicking on the **Documents** tab of the certified collections/product pages.

### FURTHER INFORMATION

For more information on environmental and sustainable procedures in the manufacturing of our products, contact [Communications@grounelacasse.com](mailto:Communications@grounelacasse.com).

## Jade

Groupe Lacasse is proud to introduce **Jade**, a web tool that will ease the entry and follow-up of all your office furniture orders. With this system, you will be able to visualize the final price of all your products, including the discounts, along with the details of any price agreement established with us. Your orders will be validated and sent with all required information, guaranteed. Available 24 hours a day, 7 days a week, **Jade** allows you to consult your orders' status anywhere, anytime. **We are convinced that you will appreciate this convenient, fast and efficient tool from Groupe Lacasse!**

In order to start using **Jade** and benefit from its many advantages, please schedule a web training time by sending us an email at [jade\\_registration@grounelacasse.com](mailto:jade_registration@grounelacasse.com). For any other question concerning **Jade**, please contact us at [jade@grounelacasse.com](mailto:jade@grounelacasse.com).

\*Order status availability can vary for specific brands depending on the region.

# LACASSE QUICKSHIP PROGRAM

## READY TO SHIP IN 5 DAYS!

Several suggested layouts, components and accessories identified by this pictogram are part of the **Lacasse quick delivery program**.



### PROGRAM CONDITIONS AND LIMITATIONS:

- Maximum of **35 of each selected item and of each color per order**, refer to each collection to see which products are available.
- Products are **ready for shipment 5 business days after reception of a ready-to-process order and delivered on next available trailer**.
- HPL finishes are not part of the QuickShip Program.

### IMPORTANT:

Place QuickShip orders separately from regular Lacasse orders.

When preparing QuickShip orders, indicate the code “**QS**” in front of the QuickShip product code or the QuickShip suggested layout code; i.e.: **QSM1NCS-F3672F**.

### AVAILABLE OPTIONS AND FINISHES:

Make sure to complete QuickShip product codes with the options and finish codes that are part of the QuickShip program. See below for the complete list of QuickShip options and finishes relevant to each Lacasse collection:

MORPHEO	CONCEPT 3	CONCEPT 70	CONCEPT 400E	PANGRAM
<p><b>EDGES</b> N, 1, 2</p> <p><b>DOOR INSERT</b> T</p> <p><b>HANDLES</b> A, C, K, W, Z</p> <p><b>LEG</b> V</p> <p><b>ACCENT COLORS</b> A, S</p> <p><b>LAMINATE TOPS / VERTICAL PLANS FINISHES</b> BUC*, CCL*, CER*, ERH*, GAN, GGI, HZN*, NGA, NTL, SAH*, SLT, SNO, TOM* One or two-tone combinations</p> <p>* The Textured 1 or 2 edge is available in matching color only when one of these wood grains are specified for the top.</p>	<p><b>LAMINATE TOPS / VERTICAL PLANS FINISHES</b> BUC, CCL, CER, ERH, GAN, GGI, HZN, NGA, NTL, SAH, SLT, SNO, TOM One or two-tone combinations*</p> <p>*Refer to page 58 for more information on Concept 3's specific two-tone application.</p>	<p><b>EDGES</b> N, 1, 2</p> <p><b>HANDLES</b> D, K</p> <p><b>ACCENT COLORS</b> A, B, N</p> <p><b>LAMINATE TOP FINISHES</b> BUC*, CCL*, CER*, ERH*, GGI, HZN*, NGA, NTL, SAH*, SLT, TOM*</p> <p><b>LAMINATE VERTICAL PLANS FINISHES</b> BUC, CCL, CER, ERH, GAN, GGI, HZN, NGA, NTL, SAH, SLT, SNO, TOM One or two-tone combinations</p> <p>* The Textured 1 or 2 edge is available in matching color only when one of these wood grains are specified for the top.</p>	<p><b>HANDLES</b> L, X, Y</p> <p><b>LAMINATE TOPS / VERTICAL PLANS FINISHES</b> BUC, CCL, CER, ERH, GAN, GGI, HZN, NGA, NTL, SAH, SLT, SNO, TOM One or two-tone combinations</p>	<p><b>HANDLES</b> Q, V</p> <p><b>LEGS</b> Q, V</p> <p><b>ACCENT COLORS</b> A, S</p> <p><b>LAMINATE TOPS / VERTICAL PLANS FINISHES</b> BUC, CCL, CER, ERH, GAN, GGI, HZN, NGA, NTL, SAH, SLT, SNO, TOM One or two-tone combinations</p>
CONCEPT 300	C.A.	LAMINATE LATERAL FILES	QUORUM MULTICONFERENCE	ACCESSORIES
<p><b>HANDLES</b> E, F</p> <p><b>LAMINATE TOPS / VERTICAL PLANS FINISHES</b> BUC, CCL, CER, ERH, GAN, GGI, HZN, NGA, NTL, SAH, SLT, SNO, TOM One or two-tone combinations</p>	<p><b>EDGES</b> N</p> <p><b>HANDLE</b> E</p> <p><b>ACCENT</b> S</p> <p><b>LAMINATE TOPS / VERTICAL PLANS FINISHES</b> BUC, CCL, CER, ERH, GAN, GGI, HZN, NGA, NTL, SAH, SLT, SNO, TOM One or two-tone combinations</p> <p><b>PEDESTAL AND LATERAL FILE FINISH</b> SNO</p>	<p><b>HANDLES</b> A, C, K, L, W, Z</p> <p><b>ACCENT COLORS</b> A, S</p> <p><b>LAMINATE DRAWER FRONTS / LAMINATE CASE FINISHES</b> BUC, CCL, CER, ERH, GAN, GGI, HZN, NGA, NTL, SAH, SLT, SNO, TOM One or two-tone combinations</p>	<p><b>EDGES</b> N, S, 1, 2</p> <p><b>LAMINATE TOPS / LAMINATE VERTICAL PLANS</b> BUC*, CCL*, CER*, ERH*, GAN, GGI, HZN*, NGA, NTL, SAH*, SLT, SNO, TOM*</p> <p>* The Textured 1 or 2 edge is available in matching color only when one of these wood grains are specified for the top.</p>	<p><b>FABRICS</b></p> <p><b>TACKBOARDS</b></p> <p><b>Crepe:</b> CPT72, CPT85</p> <p><b>Punch Card:</b> CP01, CP04, CP07, CP09</p> <p><b>Quadrille:</b> QA01, QA02, QA06, QA07</p> <p><b>To The Point:</b> TP04, TP06, TP07, TP08</p> <p>Several of our accessories are available in QuickShip: refer to the Accessories section on page 146.</p>

# STANDARDIZED DIMENSIONAL SPECIALS

## “DIMENSIONAL SPECIALS” PROGRAM

Groupe Lacasse offers its dealers the possibility of making certain modifications to unit dimensions without having to go through the Quotations department. The following rules apply:

- Only one dimension may be modified on any given unit (width or depth or height).
- The modified dimension must fall within the range of standard dimensions offered.  
Example: a 98"-wide desk may not be specified without going through the Specials department, because that width exceeds standard widths. However, a 70"-wide desk may be specified, because that width does fall between existing standard widths (namely, 66" and 72").
- The dimension change must not affect the overall construction of the furniture unit.  
Example: a wider bookcase necessitating a central divider for added support.
- Drawers must remain in standard dimensions.
- Applicable to laminate units only. (Doors and modesty panels with metal frames cannot be modified, nor can metal legs.)
- Rounded reception desks are not included in this program.

### PROCEDURE:

1. Choose the unit with the next **largest** dimension.  
Example: if you need a right single pedestal desk 70" wide, choose model 41\_N-S3672F.
2. Add the prefix “S” at the start of the product code. (Ex.: S41\_N-S36\_\_F.)
3. Change the dimensions of the standard unit to those required.  
(Ex.: 41\_N-F3672S becomes S41\_N-F3670S.)
4. Use the price of the next largest unit from the price list in effect.  
(Ex.: if the new unit is a S41\_N-F3670S, the price to use is that of model 41\_N-F3672S)

\* **If exact dimensions are required, be sure to specify it on the order form; otherwise, the unit will be manufactured using the corresponding Imperial units.**

\* If a particular dimension includes a fraction, the code must be modified to show the measurement's rounded-off value; however, the measurement must be indicated with the fraction in the item description on the order form. (Example: a width of 68.5 is to be shown as 69 in the code, while the comments section of the order form must bear the mention “exactly 68.5”.)

\* **The number of doors and shelves on a hutch / storage unit will be determined by Groupe Lacasse (in accordance with our manufacturing standards).**

\* If the “Dimensional Specials” program does not apply to your particular situation, or for any questions concerning such specials, contact our Specials department at [Quotation@grounelacasse.com](mailto:Quotation@grounelacasse.com).

## “STANDARDIZED” SPECIALS

Groupe Lacasse offers the possibility of making certain types of modifications to standard furniture without having to go through the Specials department:

1. Modification of the color scheme
2. Addition, modification or removal of grommets
3. Modification of the pedestal configuration
4. Height modification for modesty panels
5. Addition of locks

### 1. COLOR SCHEME

Applicable when the desired color scheme differs from the standard scheme.

- Add the prefix “S” at the start of the product code.
- Replace the choice of colors with “XXX”.
- Along with the order form, provide a drawing showing the desired color scheme.
- No upcharge required to the list price.

### 2. ADDITION, MODIFICATION OR REMOVAL OF GROMMETS

- Add the prefix “S” at the start of the product code.
- In the product description, add the code corresponding to the desired position (refer to table).
- Insert the appropriate modification code (**A**, **M** or **R**) at the start of the product code.  
**A**: Addition; **M**: Modification; **R**: Removal.

CODE	TYPE OF GROMMET	COLLECTIONS	CODE AND POSITION		
			Left	Centre	Right
GRV25N	Round <b>Black</b>	400E, 70, 300	_GRV25NL	_GRV25NC	_GRV25NR
GRQ25S	Rectangular <b>Silver</b> for surfaces 1" thick	Quad, Options, PanGram, Morpheo, C3	_GRQ25SL	_GRQ25SC	_GRQ25SR
GRQ25A	Rectangular <b>Anthracite Grey</b> for surfaces 1" thick	Quad, Options, PanGram, Morpheo	_GRQ25AL	_GRQ25AC	_GRQ25AR
GRQ38S	Rectangular <b>Silver</b> for surfaces 1½" thick	Quad, Morpheo, Options, Quorum	_GRQ38SL	_GRQ38SC	_GRQ38SR
GRQ38A	Rectangular <b>Anthracite Grey</b> for surfaces 1½" thick	Morpheo, Options, Quad	_GRQ38AL	_GRQ38AC	_GRQ38AR
GR9		All collections	If any position other than a standard one is needed, the order form must be accompanied by a drawing indicating the exact position required.		

- Add the upcharge for grommet modification.

Addition of a grommet in standard position	\$67.00
Addition of a grommet in a non-standard position	\$67.00
Modification of the position of an existing grommet	\$0.00
Removal or replacement of an existing grommet	\$0.00



### 3. MODIFICATION OF THE PEDESTAL CONFIGURATION

Applicable when the desired pedestal arrangement is not standard for the collection.

- Add the prefix "S" at the start of the product code.
- Modify the pedestal codification as per the table below.
- Add the upcharge corresponding to the type of modification made.

¾ height pedestal to full-height pedestal

FROM	TO	UPCHARGE PER PEDESTAL
F (U/F)	UF (U/U/F)	\$165.00
F (U/F)	FF (F/F)	\$165.00
Ex.: 41NN-SxxxxF	S41NN-SxxxxUF	\$165.00

Full-height pedestal to ¾ height pedestal

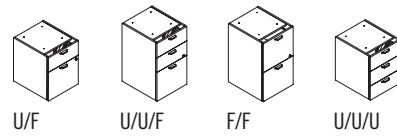
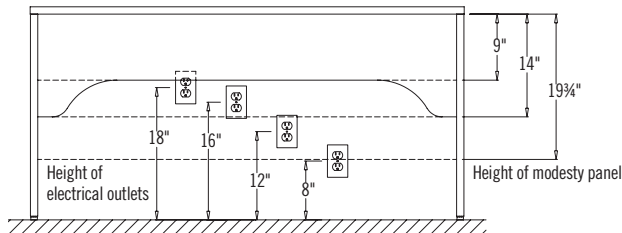
FROM	TO	UPCHARGE PER PEDESTAL
UF (U/U/F)	F (U/F)	\$55.00
UF (U/U/F)	U (U/U/U)	\$55.00
Ex.: 71KA-UFxxxxUF	S71KA-UFxxxxF	\$55.00

### 4. HEIGHT MODIFICATION FOR MODESTY PANELS

Modesty panels are available in a number of different heights for all our collections.

(Exceptions: C3, Quad with metal legs, Morpheo with metal kickplate or Translucent insert, and corner modules for Concept 400E, 70 and 300, as well as for PanGram and Morpheo.)

- Add the prefix "S" at the start of the product code.
- Add the type of modesty panel at the end of the code.



Full-height pedestal

FROM	TO	UPCHARGE PER PEDESTAL
UF (U/U/F)	FF (F/F)	\$55.00
FF (F/F)	UF (U/U/F)	\$55.00
Ex.: 71KA-UFxxxxUF	S71KA-UFxxxxFF	\$55.00

¾ height pedestal

FROM	TO	UPCHARGE PER PEDESTAL
F (U/F)	U (U/U/U)	\$55.00
Ex.: 41NN-FxxxxF	S41NN-FxxxxU	\$55.00

TYPE	HEIGHT OF MODESTY PANEL	SPACE BETWEEN FLOOR AND MODESTY PANEL	TYPE OF MODESTY PANEL	ACCESS TO ELECTRICAL RECEPTACLES
.1	9"	19"	Curved	Will free up access to most wall outlets
.2	14"	14"	Straight	Will free up access to wall outlets less than 16" from the floor
.3	19 ¾"	8 ¼"	Straight	
.9	For all dimensions other than the ones specified above.	Other	Curved: between 9" and 13" Straight: 14" or greater	




TYPE OF SURFACE	COLLECTIONS	APPLICATION	CODIFICATION	UPCHARGE
AT, DT, BR	All (excluding the above-mentioned exceptions)		According to table	\$0.00
CM	All (excluding the above-mentioned exceptions)	On one side only	Indicate the desired height according to the table, as well as <b>L</b> for left back or <b>R</b> for right back	\$0.00
CM	Options, Quad	On both sides	Indicate the desired height according to the table, as well as <b>B</b> for the 2 sides	\$0.00
CM	Morpheo, 70, 400E, 300, PanGram	On both sides (a wooden block and a leg must be added to the structure in order to support the backs)	Indicate the desired height according to the table, as well as <b>B</b> for the 2 sides	\$50.00
Desks, returns, credenzas with pedestal	All (excluding the above-mentioned exceptions)		.1	\$100.00
Desks, returns, credenzas with pedestal	All (excluding the above-mentioned exceptions)		.2	\$100.00
Desks, returns, credenzas with pedestal	All (excluding the above-mentioned exceptions)	With ¾ height pedestal	.3	\$0.00
Desks, returns, credenzas with pedestal	All (excluding the above-mentioned exceptions)	With full-height pedestal	.3	\$100.00

### 5. ADDITION OF LOCKS

Add \$75 to list price for the first lock and \$25 for additional locks on any given furniture unit (one lock locks 2 doors).

APPLICATION	CODIFICATION	UPCHARGE
Addition of 1 lock	Add the prefix "S" at the start of the product code and indicate <b>K1</b> at the end of the code	\$75.00
Addition of 2 locks	Add the prefix "S" at the start of the product code and indicate <b>K2</b> at the end of the code	\$100.00
Addition of 3 locks	Add the prefix "S" at the start of the product code and indicate <b>K3</b> at the end of the code	\$125.00
Addition of 4 locks	Add the prefix "S" at the start of the product code and indicate <b>K4</b> at the end of the code	\$150.00
Ex.: 41NN-E724416P	S41NN-E724416PK2	\$100.00

# GENERAL SPECIFICATIONS

	QUAD	MORPHEO	OPTIONS
<b>CHARACTERISTICS</b>	Collection featuring smooth, sleek lines with a modern look. Numerous models make possible a variety of configurations. <ul style="list-style-type: none"> <li>• 2 accent colors</li> <li>• Choice of 3 inserts (Translucent, Lexan, Perforated metal)</li> <li>• 5 storage heights (49, 57, 65, 73, 81)</li> <li>• 2 surface types (thermofused laminate or high-pressure laminate)</li> <li>• Full-width wiring access</li> </ul>	Contemporary office furnishings with a floating top design. Vast selection: <ul style="list-style-type: none"> <li>• 2 top thicknesses</li> <li>• 2 accent colors</li> <li>• 2 surface types (thermofused laminate or high-pressure laminate)</li> <li>• Choice of 5 handles</li> <li>• Choice of 2 Translucent inserts</li> <li>• Choice of 2 legs</li> <li>• Ergonomic work surfaces</li> <li>• Choice of 3 edges</li> </ul>	Classic style offering a wide range of unique items for organizing and optimizing space. <ul style="list-style-type: none"> <li>• 2 top thicknesses</li> <li>• Choice of 3 handles</li> <li>• 2 accent colors</li> <li>• Translucent door option</li> <li>• 2 surface types (thermofused laminate or high-pressure laminate)</li> <li>• Full-width wiring access</li> </ul>
<b>TOP THICKNESS</b>	1½" (38 mm)	1" and 1½" (25 and 38 mm) Aluminium spacers add ⅜" (8 mm) to the overall height of the work surfaces	1" and 1½" (25 and 38 mm)
<b>EDGE THICKNESS</b>	⅜" (3 mm)	⅜" and ⅝" (3 and 4 mm)	⅜" (3 mm)
<b>SURFACE TYPE</b>	TFL and HPL	TFL and HPL	TFL and HPL
<b>HUTCH CLEARANCES</b>	N/A	Low profile: 13⅝" (346 mm) – 21⅞" (579 mm) 44" (1099 mm): 20½" (521 mm) 36" (900 mm): 17" (432 mm)	44" (1096 mm): 20⅞" (530 mm) 36" (893 mm): 16¼" (426 mm)
<b>DESKS – MODESTY PANELS</b>	Full-height	Full-height	Full-height
<b>AT, DT – BACK PANELS</b>	2½" (63,5 mm) clearance from floor	Full-height	Full-height
<b>CM – BACK AND SIDE PANELS</b>	Back panel: 2½" (63,5 mm) clearance from floor Side panel: 2½" (63,5 mm) clearance from floor	Back panel and side panel: Full-height	Back panel and side panel: Full-height
<b>GROMMETS ON SURFACES</b>			

## GENERAL FEATURES FOR ALL LACASSE CASEGOODS COLLECTIONS

### CONSTRUCTION

- Casegoods are made of particleboard panels finished on both sides with mar-resistant high-performance thermofused laminate (45 lbs/ft<sup>3</sup>), also called TFL.
- High-pressure laminate work surfaces, also called HPL, are available for certain collections, adding ⅛" (1,6 mm) to the overall thickness of the work surface.
- All components are finished with a thermoplastic polymer edgebanding. All edges are finished.
- Levelers allow up to 1¼" (32 mm) height adjustment (unless otherwise specified).
- All modesty panels are recessed 8" (211 mm) on 36" (900 mm) deep desks and 2" (61 mm) on 30" (750 mm) deep desks.
- All bridge returns (BR) are full-height except for Concept 3.
- All ready-to-assemble furniture has metal-to-metal fittings to maintain product integrity, ease of assembly and reconfiguration. These furniture units are identified by the screwdriver pictogram.






### DRAWERS

All drawers are built for trouble-free performance and smooth operation:

- Shock-absorbent bumpers standard on all drawers.
- Drawer construction in black laminated particleboard.
- Pencil tray is standard in one box drawer per component.
- File drawers are mounted on full extension ball bearing suspensions: 100 lbs (45 kg) load capacity (except metal pedestals: 75 lbs (34 kg) load capacity).
- Lateral file drawers are mounted on full extension ball bearing suspensions with over-travel: 150 lbs (68 kg) load capacity.
- Lateral file drawers come standard with top rails for folders and one lateral suspension bar for side-to-side filing. For suspension bars accommodating front-to-back filing, refer to Accessories on page 146.
- Interlock system is standard on lateral files and mixed pedestals.

### LOCKS

Standard black cam locks with accent color finish are standard on hanging file pedestals, mobile pedestals, lateral files and cabinets (except for Concept 400E, Concept 70, Concept 3, PanGram and Concept 300 cabinets). For multiple-drawer configurations, the lock is a master lock for all the drawers, unless otherwise specified. Lock cylinders with identical keys are also available as an option. (Contact Groupe Lacasse's Customer Service Dept.)

CONCEPT 3	CONCEPT 70	CONCEPT 400E	CONCEPT 300	PANGRAM
Unique non-handed collection in a contemporary style and reversible. <ul style="list-style-type: none"> <li>• Exclusive anodized aluminum legs</li> <li>• Choice of laminate or Translucent doors</li> <li>• Optimized storage solutions</li> <li>• Easy to specify</li> </ul>	Classic, durable executive office furnishings. <ul style="list-style-type: none"> <li>• Choice of 2 handles</li> <li>• 3 accent colors</li> <li>• Over 350 components</li> <li>• Choice of 3 edges</li> </ul>	Quintessential classic office furnishings. <ul style="list-style-type: none"> <li>• Choice of 3 handles</li> <li>• Over 300 components</li> </ul>	Unique manufacturing parameters that offer exceptional value. <ul style="list-style-type: none"> <li>• ¾ height modesty panel</li> <li>• Recessed back to accommodate walls with electrical outlets</li> <li>• Choice of 2 handles</li> <li>• Horizontal wood grain</li> <li>• Standard choice of 5 colors</li> <li>• 100% Quickship</li> </ul>	Solution for space division with laminate panels. <ul style="list-style-type: none"> <li>• 2 accent colors</li> <li>• Compatible with Lacasse furnishings</li> <li>• Several freestanding units complete the collection</li> <li>• Easy to specify and to install</li> </ul>
1" (25 mm)	1½" (38 mm)	1" (25 mm)	1" (25 mm)	1" (25 mm)
¾" (3 mm)	¾" and ⅝" (3 and 4 mm)	¾" (3 mm)	¾" (3 mm)	¾" (3 mm)
TFL	TFL	TFL	TFL	TFL
N/A	44" (1099 mm): 21¼" (543 mm) 36" (900 mm): 17⅞" (445 mm)	44" (1099 mm): 21½" (546 mm) 36" (900 mm): 17⅞" (448 mm)	44" (1099 mm): 26½" (673 mm) 36" (900 mm): 18⅞" (473 mm)	36" (900 mm): 19" (483 mm) 28" (710 mm): 17⅞" (448 mm)
Full-height on TD desks with ¾ (19 m) clearance from floor. Half-height on Y-shape surfaces. Optional back panel are not available.	Full-height	Full-height	Recessed 6" (150 mm) on all desks; except for modesty panel on curved desks with metal pedestals, which is recessed 9" (225 mm). ¾ height overlaps exterior side panels of furniture, and full height overlaps on low-profile desks.	Full-height
N/A	Full-height	Full-height	Recessed 1" (27 mm). ¾ height recessed on exterior side panels of furniture.	N/A
N/A	Back panel and side panel: Full-height	Back panel and side panel: Full-height	Symmetrical corner module: full-height back. Extended corner module: ¾ height back panel overlaps along the extended portion and recessed 1" (27 mm).	Back panel and side panel: Full-height
				

### HUTCHES

- All hutches are equipped at work surface height with a full-width flexible wire access extrusion (except for Concept 300).
- A grommet is also provided on the back panel of the hutch to accommodate an optional task light unit.
- Depending on the hutch model, the clearance is 16¾" to 21<sup>15</sup>/<sub>16</sub>" (426 to 579 mm) from the work surface level.
- Combination of rails and tackboards available for use with hutches. Refer to page 147.

### DOORS

All hinges for Concept 400E, Concept 70, PanGram and Concept 300 collections are 120°. For other collections, hutches have 120° hinges while other units have 135° hinges.

### BOOKCASE

Bookcase must be placed against a wall or back-to-back to another unit.

### PEDESTALS

All mobile pedestals 18" deep can receive a cushion (LGC-CU1518).

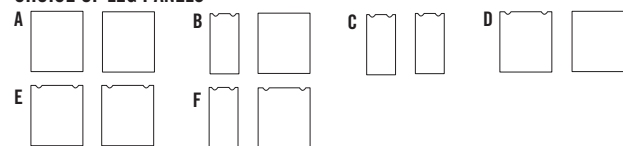
### DIMENSIONS

Metric dimensions shown in this price book are exact; imperial dimensions are nominal (unless otherwise specified).

### TACKBOARDS

Included with all tackboards is a Velcro strip or hardware for fastening to walls.

### CHOICE OF LEG PANELS



### PICTOGRAMS


Pictograms are intended for informative purposes only and cannot be used from a technical point of view. For further information, contact the Groupe Lacasse customer service department.



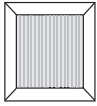
## CABINET DOORS

Aluminum doors are offered in a choice of 2 accent colors: Anthracite Grey (A) or Silver (S). High impact resistant electrostatic paint finish.

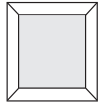
Quad offers 4 door styles for all storage with doors.



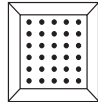
Laminate (N)



Metal with ridged Lexan insert (L)



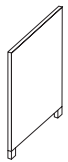
Metal with translucent insert (T)



Metal with perforated metal insert (M)

## Leg panels

Leg panels are available in laminate with 2" (50 mm) metal legs (N), in full and recessed options (taking knee space into account).



Full laminate leg panel

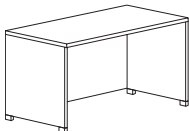


Recessed laminate leg panel

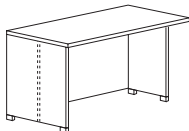
## Leg panel options:

- A Two full width leg panels
- B One full width leg panel and one recessed
- C Two recessed leg panels
- D Two full width leg panels, one with wiring access
- E Two full width leg panels with wiring access
- F One full width leg panel and one recessed with wiring access

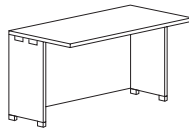
## Laminate



A - Two full leg panels



B - One full leg panel and one recessed



C - Two recessed leg panels

## STORAGE

Cabinets, hutches and bookcases are available in one-tone finish only.

## MATERIALS

- **Thermofused laminate furniture:**  
See prices shown in the "All Laminate" column. Surface material must be specified in the code.
- **Furniture with tops in high-pressure laminate, the rest in thermofused laminate:**  
See prices shown in the "HPL Surfaces" column. Surface material must be specified in the code.

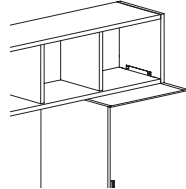
## ELECTRIFICATION OF FREESTANDING FURNITURE

Electricom II is fully compatible with Quad collection to enable the electrification of Quad freestanding furniture. Refer to the Electricom II section on page 143.

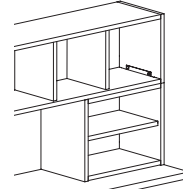
## GENERAL SPECIFICATION RULES

- A hutch must be supported at both ends and secured to the slots intended for this purpose.
- Hardware for assembly must be ordered separately.
- It is possible to combine hutch connections, as long as at least one of the following conditions is met:

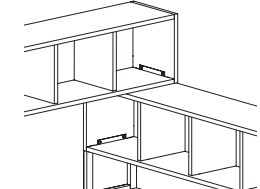
On top of, or side-by-side with, a cabinet



On top of a 24" or larger pigeonhole

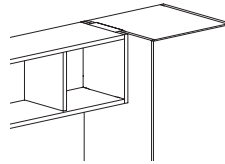


Connection at a 90° angle



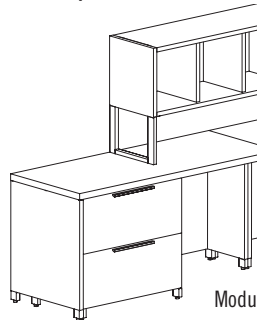
OR

OR

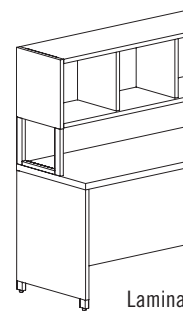


- The other end of the hutch may be connected in any of the ways described in the section on hutch configurations.
- Stacked modules, including connections, must not exceed a total of 81" in height.
- When a hutch support rests on a surface, it is recommended that this surface be supported by a ground fixture. The fixture may be a metal or laminate leg, or a modular pedestal.

## Examples:



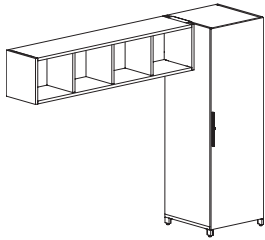
Modular pedestal



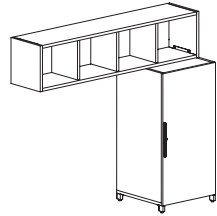
Laminate leg

- No connection between a wall-mounted hutch and a freestanding furniture unit is allowed.
- For furniture runs exceeding 32' in length, contact Groupe Lacasse's customer service department.
- All furnishing arrangements must be levelled properly.
- All arrangements must be made using Quad hardware.
- The Quad furnishing system makes possible a wide variety of arrangements and combinations. Should you require assistance or advice, feel free to contact Groupe Lacasse's customer service department.

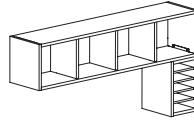
**HUTCH CONFIGURATIONS**



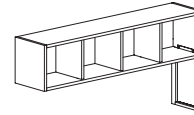
Side-by-side with cabinet



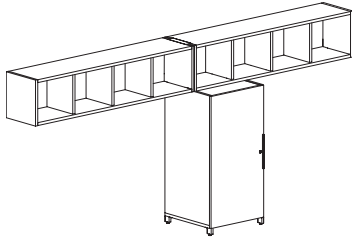
On top of cabinet



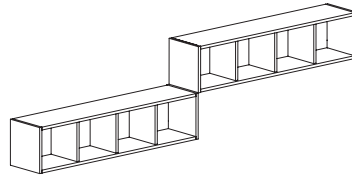
On top of pigeonhole



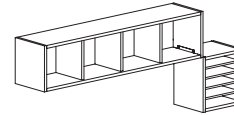
On top of metal support



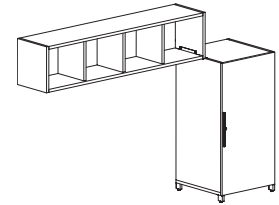
Side-by-side with another hutch



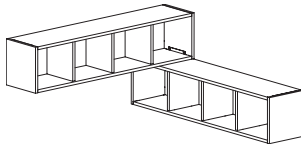
In Z shape over another hutch



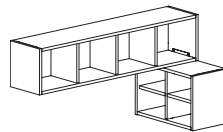
In Z shape over pigeonhole



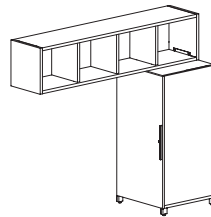
In Z shape over cabinet



At 90° over another hutch

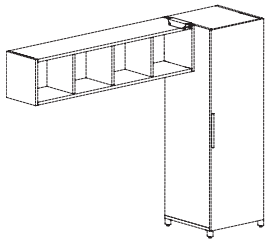


At 90° over pigeonhole

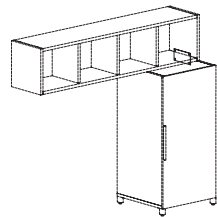


At 90° over cabinet

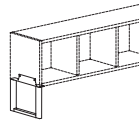
**HARDWARE REQUIRED FOR HUTCH CONFIGURATIONS**



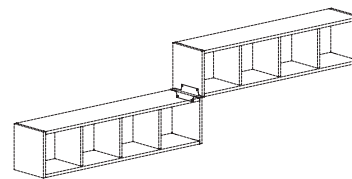
QNN\_-HBU



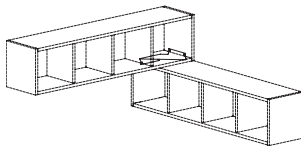
QNN\_-HBS



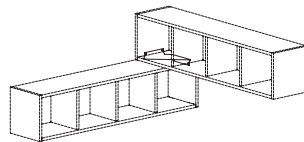
QNN\_-HSM4  
QNN\_-HSM12  
QNN\_-HSM20



QNN\_-HBZ



QNN\_-HB90L



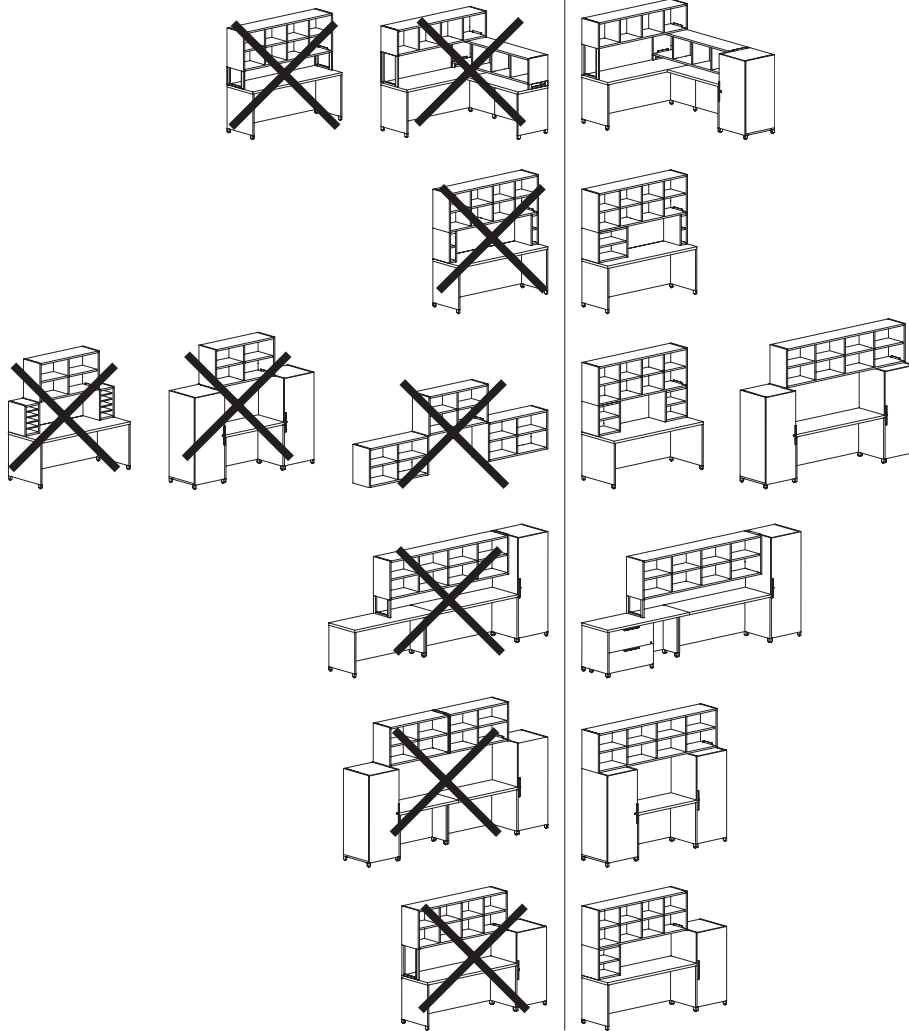
QNN\_-HB90R



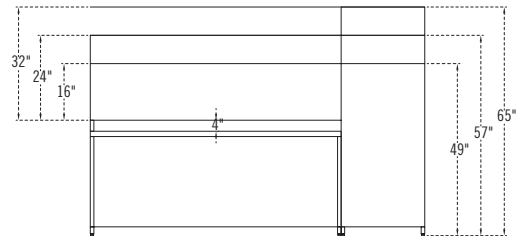
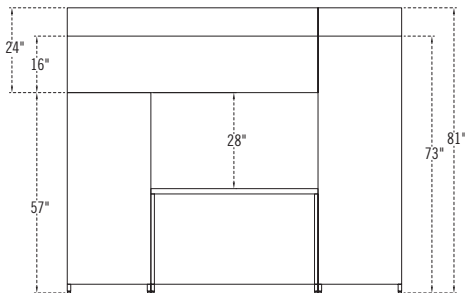
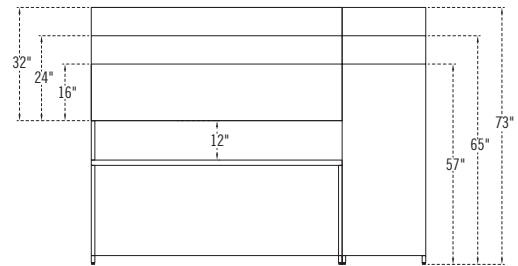
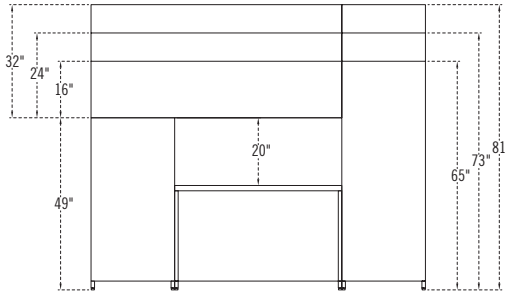
CONFIGURATIONS NOT ALLOWED

NO

YES




HEIGHT DIAGRAMS



**EDGE BANDING**

Furniture with 1½" (38 mm) thick tops.


**N Edge**





Smooth, ¼" (3 mm) thick edge. The **N** edge is matched with the finish specified for the surface.

**HANDLES**

**Quad**
**ACCENT COLORS**

**S – Silver**

**A – Anthracite Grey**
**LEGS**

**Q – Square**

**L – Frame**
**MODESTY PANELS / DOOR INSERTS**

**T – Translucent**

**L – Ridged Lexan**

**M – Perforated Metal**
**CODIFICATION**

Series	Options			
	Thickness	Doors / Modesty Panels	Accent color	Legs
<b>Q</b>	5 Thermofused laminate 1½" 6 High-pressure laminate 1½"	<b>L</b> Ridged Lexan <b>M</b> Perforated Metal <b>T</b> Translucent <b>N</b> Laminate	<b>A</b> Anthracite Grey <b>S</b> Silver <b>N</b> No accent color	<b>Q</b> Square legs 3" <b>L</b> Frame leg

	W x D x H (in)	W x D x H (mm)	Code	All Laminate (\$)	HPL Surfaces (\$)
<b>Double pedestal desks</b> 	2 pedestals with lock. 2 box drawers and 3 file drawers with suspension bars. Pencil tray. Full-width wiring access.				
	84 x 36 x 29½	2100 x 900 x 751	<b>Q_N_UF3684FF</b>	<b>3,104</b>	<b>3,528</b>
	72 x 36 x 29½	1800 x 900 x 751	<b>Q_N_UF3672FF</b>	<b>2,946</b>	<b>3,389</b>
	72 x 30 x 29½	1800 x 750 x 751	<b>Q_N_UF3072FF</b>	<b>2,878</b>	<b>3,302</b>
	66 x 30 x 29½	1650 x 750 x 751	<b>Q_N_UF3066FF</b>	<b>2,798</b>	<b>3,211</b>
	60 x 30 x 29½	1500 x 750 x 751	<b>Q_N_UF3060FF</b>	<b>2,730</b>	<b>3,124</b>
<b>Specify the surface type (5, 6). Specify the accent color (A, S).</b>					

	W x D x H (in)	W x D x H (mm)	Code	All Laminate (\$)	HPL Surfaces (\$)
<b>Double pedestal desks</b> 	2 pedestals with lock. 2 box drawers and 3 file drawers with suspension bars. Pencil tray. Half-height modesty panel.				
	84 x 36 x 29½	2100 x 900 x 751	<b>Q_N_UFM3684FF</b>	<b>3,171</b>	<b>3,609</b>
	72 x 36 x 29½	1800 x 900 x 751	<b>Q_N_UFM3672FF</b>	<b>3,010</b>	<b>3,468</b>
	72 x 30 x 29½	1800 x 750 x 751	<b>Q_N_UFM3072FF</b>	<b>2,946</b>	<b>3,389</b>
	66 x 30 x 29½	1650 x 750 x 751	<b>Q_N_UFM3066FF</b>	<b>2,871</b>	<b>3,283</b>
	60 x 30 x 29½	1500 x 750 x 751	<b>Q_N_UFM3060FF</b>	<b>2,798</b>	<b>3,197</b>
<b>Specify the surface type (5, 6). Specify the accent color (A, S).</b>					

	W x D x H (in)	W x D x H (mm)	Code	All Laminate (\$)	HPL Surfaces (\$)
<b>Left single pedestal desks</b> 	1 pedestal on left with lock. 2 box drawers and 1 file drawer with suspension bar. Pencil tray. Full-width wiring access.				
	72 x 36 x 29½	1800 x 900 x 751	<b>Q_N_UF3672S</b>	<b>2,259</b>	<b>2,611</b>
	72 x 30 x 29½	1800 x 750 x 751	<b>Q_N_UF3072S</b>	<b>2,180</b>	<b>2,532</b>
	66 x 30 x 29½	1650 x 750 x 751	<b>Q_N_UF3066S</b>	<b>2,099</b>	<b>2,432</b>
	60 x 30 x 29½	1500 x 750 x 751	<b>Q_N_UF3060S</b>	<b>2,040</b>	<b>2,347</b>
<b>Specify the surface type (5, 6). Specify the accent color (A, S).</b>					

	W x D x H (in)	W x D x H (mm)	Code	All Laminate (\$)	HPL Surfaces (\$)
<b>Right single pedestal desks</b> 	1 pedestal on right with lock. 2 box drawers and 1 file drawer with suspension bar. Pencil tray. Full-width wiring access.				
	72 x 36 x 29½	1800 x 900 x 751	<b>Q_N_S3672UF</b>	<b>2,259</b>	<b>2,611</b>
	72 x 30 x 29½	1800 x 750 x 751	<b>Q_N_S3072UF</b>	<b>2,180</b>	<b>2,532</b>
	66 x 30 x 29½	1650 x 750 x 751	<b>Q_N_S3066UF</b>	<b>2,099</b>	<b>2,432</b>
	60 x 30 x 29½	1500 x 750 x 751	<b>Q_N_S3060UF</b>	<b>2,040</b>	<b>2,347</b>
<b>Specify the surface type (5, 6). Specify the accent color (A, S).</b>					

	W x D x H (in)	W x D x H (mm)	Code	All Laminate (\$)	HPL Surfaces (\$)
<b>Left single pedestal desks</b> 	1 pedestal on left with lock. 2 box drawers and 1 file drawer with suspension bar. Pencil tray. Half-height modesty panel.				
	72 x 36 x 29½	1800 x 900 x 751	<b>Q_N_UFM3672S</b>	<b>2,325</b>	<b>2,699</b>
	72 x 30 x 29½	1800 x 750 x 751	<b>Q_N_UFM3072S</b>	<b>2,246</b>	<b>2,611</b>
	66 x 30 x 29½	1650 x 750 x 751	<b>Q_N_UFM3066S</b>	<b>2,174</b>	<b>2,513</b>
	60 x 30 x 29½	1500 x 750 x 751	<b>Q_N_UFM3060S</b>	<b>2,104</b>	<b>2,432</b>

Modesty panel option: change N in the code prefix to Lexan (L) / Translucent (T) add \$399, Metal (M) add \$532. Packaged in 2 boxes.

	W x D x H (in)	W x D x H (mm)	Code	All Laminate (\$)	HPL Surfaces (\$)
<b>Right single pedestal desks</b> 	1 pedestal on right with lock. 2 box drawers and 1 file drawer with suspension bar. Pencil tray. Half-height modesty panel.				
	72 x 36 x 29½	1800 x 900 x 751	<b>Q_N_S3672UFM</b>	<b>2,325</b>	<b>2,699</b>
	72 x 30 x 29½	1800 x 750 x 751	<b>Q_N_S3072UFM</b>	<b>2,246</b>	<b>2,611</b>
	66 x 30 x 29½	1650 x 750 x 751	<b>Q_N_S3066UFM</b>	<b>2,174</b>	<b>2,513</b>
	60 x 30 x 29½	1500 x 750 x 751	<b>Q_N_S3060UFM</b>	<b>2,104</b>	<b>2,432</b>

Modesty panel option: change N in the code prefix to Lexan (L) / Translucent (T) add \$399, Metal (M) add \$532. Packaged in 2 boxes.

	W x D x H (in)	W x D x H (mm)	Code	All Laminate (\$)	HPL Surfaces (\$)
<b>Rectangular tables with modesty panel and pedestal on right</b> 	1 pedestal on right with lock. 2 box drawers and 1 file drawer with suspension bar. Pencil tray. 3" square steel legs. Half-height modesty panel.				
	72 x 36 x 29½	1800 x 900 x 751	<b>Q_N_BT3672UFM</b>	<b>2,466</b>	<b>2,831</b>
	72 x 30 x 29½	1800 x 750 x 751	<b>Q_N_BT3072UFM</b>	<b>2,379</b>	<b>2,739</b>
	66 x 30 x 29½	1650 x 750 x 751	<b>Q_N_BT3066UFM</b>	<b>2,298</b>	<b>2,644</b>
	60 x 30 x 29½	1500 x 750 x 751	<b>Q_N_BT3060UFM</b>	<b>2,081</b>	<b>2,399</b>

Modesty panel option: change N in the code prefix to Lexan (L) / Translucent (T) add \$399, Metal (M) add \$532. Packaged in 3 boxes.

**Specify the surface type (5, 6). Specify the accent color (A, S).**

**Specify the surface type (5, 6). Specify the accent color (A, S).**

**Specify the surface type (5, 6). Specify the accent color (A, S). Specify the leg type (Q, L).**





**Rectangular tables with modesty panel and pedestal on left**



Modesty panel option: change N in the code prefix to Lexan (L) / Translucent (T) add \$399, Metal (M) add \$532. Packaged in 3 boxes.

W x D x H (in)	W x D x H (mm)	Code	All Laminate (\$)	HPL Surfaces (\$)
<i>1 pedestal on left with lock. 2 box drawers and 1 file drawer with suspension bar. Pencil tray. 3" square steel legs. Half-height modesty panel.</i>				
72 x 36 x 29½	1800 x 900 x 751	<b>Q_N_-UFM3672BT_</b>	<b>2,466</b>	<b>2,831</b>
72 x 30 x 29½	1800 x 750 x 751	<b>Q_N_-UFM3072BT_</b>	<b>2,379</b>	<b>2,739</b>
66 x 30 x 29½	1650 x 750 x 751	<b>Q_N_-UFM3066BT_</b>	<b>2,298</b>	<b>2,644</b>
60 x 30 x 29½	1500 x 750 x 751	<b>Q_N_-UFM3060BT_</b>	<b>2,081</b>	<b>2,399</b>

**Specify the surface type (5, 6). Specify the accent color (A, S). Specify the leg type (Q, L).**

**Left pedestal desk-returns**

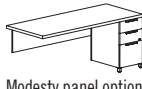


Modesty panel option: change N in the code prefix to Lexan (L) / Translucent (T) add \$399, Metal (M) add \$532. Packaged in 2 boxes.

W x D x H (in)	W x D x H (mm)	Code	All Laminate (\$)	HPL Surfaces (\$)
<i>1 pedestal on left with lock. 2 box drawers and 1 file drawer with suspension bar. Pencil tray. Half-height modesty panel.</i>				
72 x 36 x 29½	1800 x 900 x 751	<b>Q_N_-UFM3672R</b>	<b>2,120</b>	<b>2,445</b>
72 x 30 x 29½	1800 x 750 x 751	<b>Q_N_-UFM3072R</b>	<b>2,040</b>	<b>2,347</b>
66 x 30 x 29½	1650 x 750 x 751	<b>Q_N_-UFM3066R</b>	<b>1,960</b>	<b>2,253</b>
60 x 30 x 29½	1500 x 750 x 751	<b>Q_N_-UFM3060R</b>	<b>1,873</b>	<b>2,155</b>

**Specify the surface type (5, 6). Specify the accent color (A, S).**

**Right pedestal desk-returns**



Modesty panel option: change N in the code prefix to Lexan (L) / Translucent (T) add \$399, Metal (M) add \$532. Packaged in 2 boxes.

W x D x H (in)	W x D x H (mm)	Code	All Laminate (\$)	HPL Surfaces (\$)
<i>1 pedestal on right with lock. 2 box drawers and 1 file drawer with suspension bar. Pencil tray. Half-height modesty panel.</i>				
72 x 36 x 29½	1800 x 900 x 751	<b>Q_N_-R3672UFM</b>	<b>2,120</b>	<b>2,445</b>
72 x 30 x 29½	1800 x 750 x 751	<b>Q_N_-R3072UFM</b>	<b>2,040</b>	<b>2,347</b>
66 x 30 x 29½	1650 x 750 x 751	<b>Q_N_-R3066UFM</b>	<b>1,960</b>	<b>2,253</b>
60 x 30 x 29½	1500 x 750 x 751	<b>Q_N_-R3060UFM</b>	<b>1,873</b>	<b>2,155</b>

**Specify the surface type (5, 6). Specify the accent color (A, S).**

**Desk shells**



W x D x H (in)	W x D x H (mm)	Code	All Laminate (\$)	HPL Surfaces (\$)
<i>Recessed, full-height modesty panel. Can accommodate 1 or 2 pedestals. Full-width wiring access.</i>				
72 x 36 x 29½	1800 x 900 x 751	<b>Q_N_-TDM3672</b>	<b>1,290</b>	<b>1,548</b>
72 x 30 x 29½	1800 x 750 x 751	<b>Q_N_-TDM3072</b>	<b>1,229</b>	<b>1,473</b>
66 x 30 x 29½	1650 x 750 x 751	<b>Q_N_-TDM3066</b>	<b>1,197</b>	<b>1,433</b>
60 x 30 x 29½	1500 x 750 x 751	<b>Q_N_-TDM3060</b>	<b>1,150</b>	<b>1,383</b>

**Specify the surface type (5, 6). Specify the accent color (A, S).**

**Rectangular tables**

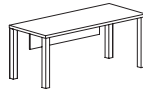


Packaged in 2 boxes.

W x D x H (in)	W x D x H (mm)	Code	All Laminate (\$)	HPL Surfaces (\$)
<i>3" square steel legs (carton of 4).</i>				
72 x 36 x 29½	1800 x 900 x 751	<b>Q_N_-RT3672_</b>	<b>1,881</b>	<b>2,498</b>
72 x 30 x 29½	1800 x 750 x 751	<b>Q_N_-RT3072_</b>	<b>1,801</b>	<b>2,386</b>
66 x 30 x 29½	1650 x 750 x 751	<b>Q_N_-RT3066_</b>	<b>1,721</b>	<b>2,287</b>
60 x 30 x 29½	1500 x 750 x 751	<b>Q_N_-RT3060_</b>	<b>1,635</b>	<b>2,180</b>

**Specify the surface type (5, 6). Specify the accent color (A, S). Specify the leg type (Q, L).**

**Rectangular tables with modesty panel**

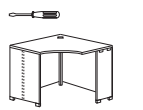


Modesty panel option: change N in the code prefix to Lexan (L) / Translucent (T) add \$399, Metal (M) add \$532. Packaged in 2 boxes.

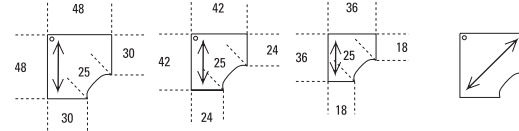
W x D x H (in)	W x D x H (mm)	Code	All Laminate (\$)	HPL Surfaces (\$)
<i>3" square steel legs (carton of 4). Half-height modesty panel.</i>				
72 x 36 x 29½	1800 x 900 x 751	<b>Q_N_-RTM3672_</b>	<b>2,054</b>	<b>2,671</b>
72 x 30 x 29½	1800 x 750 x 751	<b>Q_N_-RTM3072_</b>	<b>1,974</b>	<b>2,558</b>
66 x 30 x 29½	1650 x 750 x 751	<b>Q_N_-RTM3066_</b>	<b>1,889</b>	<b>2,459</b>
60 x 30 x 29½	1500 x 750 x 751	<b>Q_N_-RTM3060_</b>	<b>1,807</b>	<b>2,347</b>

**Specify the surface type (5, 6). Specify the accent color (A, S). Specify the leg type (Q, L).**

**90° Corner modules**



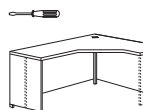
*To attach to a work surface. Grommet. Full-width wiring access on each side.*



W x D x H (in)	W x D x H (mm)	Code	All Laminate (\$)	HPL Surfaces (\$)
48 x 48 x 29½	1200 x 1200 x 751	<b>Q_N_-CM4830S_</b>	<b>1,369</b>	<b>1,854</b>
42 x 42 x 29½	1050 x 1050 x 751	<b>Q_N_-CM4224S_</b>	<b>1,235</b>	<b>1,681</b>
36 x 36 x 29½	900 x 900 x 751	<b>Q_N_-CM3618SC</b>	<b>1,175</b>	<b>1,575</b>

**Specify the surface type (5, 6). Specify the accent color (A, S). Specify panel legs (B, C, F). Diagonal wood grain: change S to D, add 10% to the price.**

**Left extended corner modules**



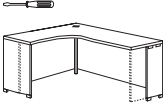
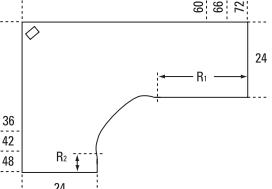
*Full-width wiring access on each side. Grommet.*

Surface	R1	R2
72"/48"	28½"	47/8"
66"/48"	22½"	47/8"
60"/48"	16 <sup>5</sup> / <sub>8</sub> "	47/8"
72"/42"	28½"	
66"/42"	22½"	
60"/42"	16 <sup>5</sup> / <sub>8</sub> "	
72"/36"	16 <sup>5</sup> / <sub>8</sub> "	
66"/36"	16 <sup>5</sup> / <sub>8</sub> "	

W x D x H (in)	W x D x H (mm)	Code	All Laminate (\$)	HPL Surfaces (\$)
72 x 48 x 29½	1800 x 1200 x 751	<b>Q_N_-CM724824_</b>	<b>1,823</b>	<b>2,486</b>
66 x 48 x 29½	1650 x 1200 x 751	<b>Q_N_-CM664824_</b>	<b>1,747</b>	<b>2,379</b>
60 x 48 x 29½	1500 x 1200 x 751	<b>Q_N_-CM604824_</b>	<b>1,674</b>	<b>2,281</b>
72 x 42 x 29½	1800 x 1050 x 751	<b>Q_N_-CM724224_</b>	<b>1,747</b>	<b>2,379</b>
66 x 42 x 29½	1650 x 1050 x 751	<b>Q_N_-CM664224_</b>	<b>1,674</b>	<b>2,281</b>
60 x 42 x 29½	1500 x 1050 x 751	<b>Q_N_-CM604224_</b>	<b>1,601</b>	<b>2,174</b>
72 x 36 x 29½	1800 x 900 x 751	<b>Q_N_-CM723624_</b>	<b>1,560</b>	<b>2,104</b>
66 x 36 x 29½	1650 x 900 x 751	<b>Q_N_-CM663624_</b>	<b>1,473</b>	<b>2,014</b>

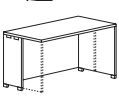
**Specify the surface type (5, 6). Specify the accent color (A, S). Specify panel legs (A, B, C, D, E, F).**



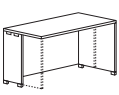
W x D x H (in)	W x D x H (mm)	Code	All Laminate (\$)	HPL Surfaces (\$)
<b>Right extended corner modules</b>				
<i>Full-width wiring access on each side. Grommet.</i>				
		<b>Surface</b>	<b>R1</b>	<b>R2</b>
		72"/48"	28½"	4 7/8"
		66"/48"	22½"	4 7/8"
		60"/48"	16 5/8"	4 7/8"
		72"/42"	28½"	
		66"/42"	22½"	
		60"/42"	16 5/8"	
		72"/36"	16 5/8"	
		66"/36"	16 5/8"	

72 x 48 x 29½	1800 x 1200 x 751	<b>Q_N -CM487224</b>	<b>1,823</b>	<b>2,486</b>
66 x 48 x 29½	1650 x 1200 x 751	<b>Q_N -CM486624</b>	<b>1,747</b>	<b>2,379</b>
60 x 48 x 29½	1500 x 1200 x 751	<b>Q_N -CM486024</b>	<b>1,674</b>	<b>2,281</b>
72 x 42 x 29½	1800 x 1050 x 751	<b>Q_N -CM427224</b>	<b>1,747</b>	<b>2,379</b>
66 x 42 x 29½	1650 x 1050 x 751	<b>Q_N -CM426624</b>	<b>1,674</b>	<b>2,281</b>
60 x 42 x 29½	1500 x 1050 x 751	<b>Q_N -CM426024</b>	<b>1,601</b>	<b>2,174</b>
72 x 36 x 29½	1800 x 900 x 751	<b>Q_N -CM367224</b>	<b>1,560</b>	<b>2,104</b>
66 x 36 x 29½	1650 x 900 x 751	<b>Q_N -CM366624</b>	<b>1,473</b>	<b>2,014</b>

Specify the surface type (5, 6). Specify the accent color (A, S). Specify panel legs (A, B, C, D, E, F).

W x D x H (in)	W x D x H (mm)	Code	All Laminate (\$)	HPL Surfaces (\$)		
<b>Rectangular tables 30"</b>						
<i>Full-width wiring access.</i>						
		<b>Surface</b>	<b>R1</b>	<b>R2</b>		
		72"/30 x 29½"	1800 x 750 x 751	<b>Q_N -DT3072</b>	<b>1,229</b>	<b>1,473</b>
		66"/30 x 29½"	1650 x 750 x 751	<b>Q_N -DT3066</b>	<b>1,197</b>	<b>1,433</b>
		60"/30 x 29½"	1500 x 750 x 751	<b>Q_N -DT3060</b>	<b>1,150</b>	<b>1,383</b>
		54"/30 x 29½"	1350 x 750 x 751	<b>Q_N -DT3054</b>	<b>1,117</b>	<b>1,342</b>
		48"/30 x 29½"	1200 x 750 x 751	<b>Q_N -DT3048</b>	<b>1,051</b>	<b>1,262</b>
		42"/30 x 29½"	1050 x 750 x 751	<b>Q_N -DT3042</b>	<b>998</b>	<b>1,197</b>
		36"/30 x 29½"	900 x 750 x 751	<b>Q_N -DT3036</b>	<b>964</b>	<b>1,156</b>
		30"/30 x 29½"	750 x 750 x 751	<b>Q_N -DT3030</b>	<b>918</b>	<b>1,101</b>
		24"/30 x 29½"	600 x 750 x 751	<b>Q_N -DT3024</b>	<b>884</b>	<b>1,063</b>

Specify the surface type (5, 6). Specify the accent color (A, S). Specify panel legs (A, B, C, D, E, F).

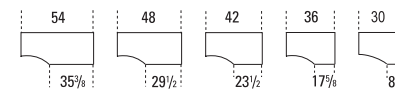
W x D x H (in)	W x D x H (mm)	Code	All Laminate (\$)	HPL Surfaces (\$)		
<b>Rectangular tables 24"</b>						
<i>Full-width wiring access.</i>						
		<b>Surface</b>	<b>R1</b>	<b>R2</b>		
		72"/24 x 29½"	1800 x 600 x 751	<b>Q_N -DT2472</b>	<b>1,150</b>	<b>1,383</b>
		66"/24 x 29½"	1650 x 600 x 751	<b>Q_N -DT2466</b>	<b>1,117</b>	<b>1,342</b>
		60"/24 x 29½"	1500 x 600 x 751	<b>Q_N -DT2460</b>	<b>1,077</b>	<b>1,290</b>
		54"/24 x 29½"	1350 x 600 x 751	<b>Q_N -DT2454</b>	<b>1,051</b>	<b>1,262</b>
		48"/24 x 29½"	1200 x 600 x 751	<b>Q_N -DT2448</b>	<b>964</b>	<b>1,156</b>
		42"/24 x 29½"	1050 x 600 x 751	<b>Q_N -DT2442</b>	<b>918</b>	<b>1,101</b>
		36"/24 x 29½"	900 x 600 x 751	<b>Q_N -DT2436</b>	<b>884</b>	<b>1,063</b>
		30"/24 x 29½"	750 x 600 x 751	<b>Q_N -DT2430</b>	<b>842</b>	<b>1,010</b>
		24"/24 x 29½"	600 x 600 x 751	<b>Q_N -DT2424</b>	<b>811</b>	<b>970</b>

Specify the surface type (5, 6). Specify the accent color (A, S). Specify panel legs (A, B, C, D, E, F).

**Left asymmetrical tables, 30"**



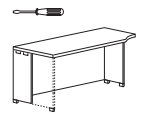
*Full-width wiring access. To attach to a work surface.*



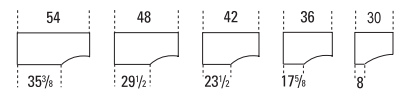
54 x 30 x 29½	1350 x 750 x 751	<b>Q_N -AT245430</b>	<b>1,090</b>	<b>1,307</b>
48 x 30 x 29½	1200 x 750 x 751	<b>Q_N -AT244830</b>	<b>1,005</b>	<b>1,204</b>
42 x 30 x 29½	1050 x 750 x 751	<b>Q_N -AT244230</b>	<b>975</b>	<b>1,175</b>
36 x 30 x 29½	900 x 750 x 751	<b>Q_N -AT243630</b>	<b>944</b>	<b>1,137</b>
30 x 30 x 29½	750 x 750 x 751	<b>Q_N -AT243030</b>	<b>904</b>	<b>1,085</b>

Specify the surface type (5, 6). Specify the accent color (A, S). Specify panel legs (B, C, F).

**Right asymmetrical tables, 30"**



*Full-width wiring access. To attach to a work surface.*



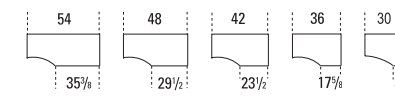
54 x 30 x 29½	1350 x 750 x 751	<b>Q_N -AT305424</b>	<b>1,090</b>	<b>1,307</b>
48 x 30 x 29½	1200 x 750 x 751	<b>Q_N -AT304824</b>	<b>1,005</b>	<b>1,204</b>
42 x 30 x 29½	1050 x 750 x 751	<b>Q_N -AT304224</b>	<b>975</b>	<b>1,175</b>
36 x 30 x 29½	900 x 750 x 751	<b>Q_N -AT303624</b>	<b>944</b>	<b>1,137</b>
30 x 30 x 29½	750 x 750 x 751	<b>Q_N -AT303024</b>	<b>904</b>	<b>1,085</b>

Specify the surface type (5, 6). Specify the accent color (A, S). Specify panel legs (B, C, F).

**Left asymmetrical tables, 24"**



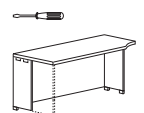
*Full-width wiring access. To attach to a work surface.*



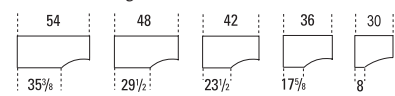
54 x 24 x 29½	1350 x 600 x 751	<b>Q_N -AT185424</b>	<b>1,057</b>	<b>1,268</b>
48 x 24 x 29½	1200 x 600 x 751	<b>Q_N -AT184824</b>	<b>975</b>	<b>1,175</b>
42 x 24 x 29½	1050 x 600 x 751	<b>Q_N -AT184224</b>	<b>944</b>	<b>1,137</b>
36 x 24 x 29½	900 x 600 x 751	<b>Q_N -AT183624</b>	<b>904</b>	<b>1,085</b>
30 x 24 x 29½	750 x 600 x 751	<b>Q_N -AT183024</b>	<b>869</b>	<b>1,042</b>

Specify the surface type (5, 6). Specify the accent color (A, S). Specify panel legs (B, C, F).

**Right asymmetrical tables, 24"**



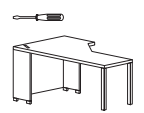
*Full-width wiring access. To attach to a work surface.*



54 x 24 x 29½	1350 x 600 x 751	<b>Q_N -AT245418</b>	<b>1,057</b>	<b>1,268</b>
48 x 24 x 29½	1200 x 600 x 751	<b>Q_N -AT244818</b>	<b>975</b>	<b>1,175</b>
42 x 24 x 29½	1050 x 600 x 751	<b>Q_N -AT244218</b>	<b>944</b>	<b>1,137</b>
36 x 24 x 29½	900 x 600 x 751	<b>Q_N -AT243618</b>	<b>904</b>	<b>1,085</b>
30 x 24 x 29½	750 x 600 x 751	<b>Q_N -AT243018</b>	<b>869</b>	<b>1,042</b>

Specify the surface type (5, 6). Specify the accent color (A, S). Specify panel legs (B, C, F).

**Left Peninsula corner modules**



*To attach to a work surface. 2 recessed reversible leg panels, 1 with wiring access. Grommet. 3" square steel legs.*

84 x 48 x 29½	2100 x 1200 x 751	<b>Q_N -CB844824</b>	<b>2,065</b>	<b>2,779</b>
78 x 48 x 29½	1950 x 1200 x 751	<b>Q_N -CB784824</b>	<b>2,000</b>	<b>2,678</b>
72 x 48 x 29½	1800 x 1200 x 751	<b>Q_N -CB724824</b>	<b>1,920</b>	<b>2,563</b>

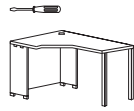
Packaged in 2 boxes.



	W x D x H (in)	W x D x H (mm)	Code	All Laminate (\$)	HPL Surfaces (\$)
<b>Left Peninsula corner modules (cont'd)</b>	84 x 42 x 29½	2100 x 1050 x 751	<b>Q_N_-CB844224_</b>	<b>2,000</b>	<b>2,678</b>
	78 x 42 x 29½	1950 x 1050 x 751	<b>Q_N_-CB784224_</b>	<b>1,920</b>	<b>2,563</b>
	72 x 42 x 29½	1800 x 1050 x 751	<b>Q_N_-CB724224_</b>	<b>1,840</b>	<b>2,466</b>

Specify the surface type (5, 6). Specify the accent color (A, S). Specify the leg type (Q, L).

**Right Peninsula corner modules**



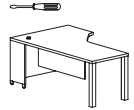
Packaged in 2 boxes.

*To attach to a work surface. 2 recessed reversible leg panels, 1 with wiring access. Grommet. 3" square steel legs.*

84 x 48 x 29½	2100 x 1200 x 751	<b>Q_N_-C4884B24_</b>	<b>2,065</b>	<b>2,779</b>
78 x 48 x 29½	1950 x 1200 x 751	<b>Q_N_-C4878B24_</b>	<b>2,000</b>	<b>2,678</b>
72 x 48 x 29½	1800 x 1200 x 751	<b>Q_N_-C4872B24_</b>	<b>1,920</b>	<b>2,563</b>
84 x 42 x 29½	2100 x 1050 x 751	<b>Q_N_-C4284B24_</b>	<b>2,000</b>	<b>2,678</b>
78 x 42 x 29½	1950 x 1050 x 751	<b>Q_N_-C4278B24_</b>	<b>1,920</b>	<b>2,563</b>
72 x 42 x 29½	1800 x 1050 x 751	<b>Q_N_-C4272B24_</b>	<b>1,840</b>	<b>2,466</b>

Specify the surface type (5, 6). Specify the accent color (A, S). Specify the leg type (Q, L).

**Left Peninsula extended corner modules with modesty panel**



Modesty panel option: change N in the code prefix to Lexan (L) / Translucent (T) add \$399, Metal (M) add \$532.

Packaged in 2 boxes.

*To attach to a work surface. 2 recessed reversible leg panels, 1 with wiring access. Grommet. 3" square steel legs. Half-height modesty panel.*

84 x 48 x 29½	2100 x 1200 x 751	<b>Q_N_-CBM844824_</b>	<b>2,240</b>	<b>2,952</b>
78 x 48 x 29½	1950 x 1200 x 751	<b>Q_N_-CBM784824_</b>	<b>2,174</b>	<b>2,844</b>
72 x 48 x 29½	1800 x 1200 x 751	<b>Q_N_-CBM724824_</b>	<b>2,094</b>	<b>2,739</b>
84 x 42 x 29½	2100 x 1050 x 751	<b>Q_N_-CBM844224_</b>	<b>2,174</b>	<b>2,844</b>
78 x 42 x 29½	1950 x 1050 x 751	<b>Q_N_-CBM784224_</b>	<b>2,094</b>	<b>2,739</b>
72 x 42 x 29½	1800 x 1050 x 751	<b>Q_N_-CBM724224_</b>	<b>2,014</b>	<b>2,638</b>

Specify the surface type (5, 6). Specify the accent color (A, S). Specify the leg type (Q, L).

**Right Peninsula extended corner modules with modesty panel**



Modesty panel option: change N in the code prefix to Lexan (L) / Translucent (T) add \$399, Metal (M) add \$532.

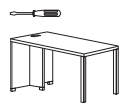
Packaged in 2 boxes.

*To attach to a work surface. 2 recessed leg panels, 1 with wiring access. Grommet. 3" square steel legs. Half-height modesty panel.*

84 x 48 x 29½	2100 x 1200 x 751	<b>Q_N_-C4884BM24_</b>	<b>2,240</b>	<b>2,952</b>
78 x 48 x 29½	1950 x 1200 x 751	<b>Q_N_-C4878BM24_</b>	<b>2,174</b>	<b>2,844</b>
72 x 48 x 29½	1800 x 1200 x 751	<b>Q_N_-C4872BM24_</b>	<b>2,094</b>	<b>2,739</b>
84 x 42 x 29½	2100 x 1050 x 751	<b>Q_N_-C4284BM24_</b>	<b>2,174</b>	<b>2,844</b>
78 x 42 x 29½	1950 x 1050 x 751	<b>Q_N_-C4278BM24_</b>	<b>2,094</b>	<b>2,739</b>
72 x 42 x 29½	1800 x 1050 x 751	<b>Q_N_-C4272BM24_</b>	<b>2,014</b>	<b>2,638</b>

Specify the surface type (5, 6). Specify the accent color (A, S). Specify the leg type (Q, L).

**Rectangular tables**



Packaged in 2 boxes.

*To attach to a work surface. Grommet. 3" square steel legs.*

72 x 36 x 29½	1800 x 900 x 751	<b>Q_N_-BT3672_</b>	<b>1,553</b>	<b>2,073</b>
66 x 36 x 29½	1650 x 900 x 751	<b>Q_N_-BT3666_</b>	<b>1,529</b>	<b>2,034</b>
60 x 36 x 29½	1500 x 900 x 751	<b>Q_N_-BT3660_</b>	<b>1,473</b>	<b>1,980</b>
72 x 30 x 29½	1800 x 750 x 751	<b>Q_N_-BT3072_</b>	<b>1,473</b>	<b>1,980</b>
66 x 30 x 29½	1650 x 750 x 751	<b>Q_N_-BT3066_</b>	<b>1,428</b>	<b>1,908</b>
60 x 30 x 29½	1500 x 750 x 751	<b>Q_N_-BT3060_</b>	<b>1,394</b>	<b>1,848</b>
72 x 24 x 29½	1800 x 600 x 751	<b>Q_N_-BT2472_</b>	<b>1,394</b>	<b>1,848</b>
66 x 24 x 29½	1650 x 600 x 751	<b>Q_N_-BT2466_</b>	<b>1,353</b>	<b>1,801</b>
60 x 24 x 29½	1500 x 600 x 751	<b>Q_N_-BT2460_</b>	<b>1,317</b>	<b>1,741</b>

Specify the surface type (5, 6). Specify the accent color (A, S). Specify the leg type (Q, L).

**Rectangular tables with modesty panel**



Modesty panel option: change N in the code prefix to Lexan (L) / Translucent (T) add \$399, Metal (M) add \$532.

Packaged in 2 boxes.

W x D x H (in)	W x D x H (mm)	Code	All Laminate (\$)	HPL Surfaces (\$)
<i>To attach to a work surface. Grommet. 3" square steel legs. Half-height modesty panel.</i>				
72 x 36 x 29½	1800 x 900 x 751	<b>Q_N_-BTM3672_</b>	<b>1,727</b>	<b>2,065</b>
72 x 30 x 29½	1800 x 750 x 751	<b>Q_N_-BTM3072_</b>	<b>1,640</b>	<b>1,974</b>
66 x 30 x 29½	1650 x 750 x 751	<b>Q_N_-BTM3066_</b>	<b>1,560</b>	<b>1,873</b>
60 x 30 x 29½	1500 x 750 x 751	<b>Q_N_-BTM3060_</b>	<b>1,473</b>	<b>1,773</b>

Specify the surface type (5, 6). Specify the accent color (A, S). Specify the leg type (Q, L).

**Rectangular work surfaces**



Packaged in 2 boxes.

*To attach to a freestanding work surface. 3" square steel legs.*

72 x 36 x 29½	1800 x 900 x 751	<b>Q_N_-BU3672_</b>	<b>1,191</b>	<b>1,428</b>
66 x 36 x 29½	1650 x 900 x 751	<b>Q_N_-BU3666_</b>	<b>1,142</b>	<b>1,369</b>
60 x 36 x 29½	1500 x 900 x 751	<b>Q_N_-BU3660_</b>	<b>1,096</b>	<b>1,317</b>
72 x 30 x 29½	1800 x 750 x 751	<b>Q_N_-BU3072_</b>	<b>1,096</b>	<b>1,317</b>
66 x 30 x 29½	1650 x 750 x 751	<b>Q_N_-BU3066_</b>	<b>1,070</b>	<b>1,284</b>
60 x 30 x 29½	1500 x 750 x 751	<b>Q_N_-BU3060_</b>	<b>1,042</b>	<b>1,242</b>
48 x 30 x 29½	1200 x 750 x 751	<b>Q_N_-BU3048_</b>	<b>1,005</b>	<b>1,204</b>
72 x 24 x 29½	1800 x 600 x 751	<b>Q_N_-BU2472_</b>	<b>1,042</b>	<b>1,242</b>
66 x 24 x 29½	1650 x 600 x 751	<b>Q_N_-BU2466_</b>	<b>1,005</b>	<b>1,204</b>
60 x 24 x 29½	1500 x 600 x 751	<b>Q_N_-BU2460_</b>	<b>975</b>	<b>1,175</b>
48 x 24 x 29½	1200 x 600 x 751	<b>Q_N_-BU2448_</b>	<b>950</b>	<b>1,142</b>

Specify the surface type (5, 6). Specify the accent color (A, S). Specify the leg type (Q, L).

**Rectangular work surfaces with modesty panel**



Modesty panel option: change N in the code prefix to Lexan (L) / Translucent (T) add \$399, Metal (M) add \$532.

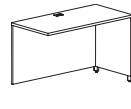
Packaged in 2 boxes.

*To attach to a freestanding work surface. 3" square steel legs. Half-height modesty panel.*

72 x 36 x 29½	1800 x 900 x 751	<b>Q_N_-BUM3672_</b>	<b>1,364</b>	<b>1,570</b>
72 x 30 x 29½	1800 x 750 x 751	<b>Q_N_-BUM3072_</b>	<b>1,268</b>	<b>1,456</b>
66 x 30 x 29½	1650 x 750 x 751	<b>Q_N_-BUM3066_</b>	<b>1,235</b>	<b>1,423</b>
60 x 30 x 29½	1500 x 750 x 751	<b>Q_N_-BUM3060_</b>	<b>1,210</b>	<b>1,394</b>

Specify the surface type (5, 6). Specify the accent color (A, S). Specify the leg type (Q, L).

**Return-shells**



*Reversible. Grommet. Can accommodate 1 pedestal.*

48 x 24 x 29½	1200 x 600 x 751	<b>Q_N_-R2448S</b>	<b>878</b>	<b>1,005</b>
42 x 24 x 29½	1050 x 600 x 751	<b>Q_N_-R2442S</b>	<b>837</b>	<b>957</b>
36 x 24 x 29½	900 x 600 x 751	<b>Q_N_-R2436S</b>	<b>784</b>	<b>904</b>

Specify the surface type (5, 6). Specify the accent color (A, S).

**Right executive returns – low profile**



*1 pedestal on right with lock. 2 box drawers and 1 file drawer with suspension bar. Pencil tray. Grommet.*

48 x 24 x 29½	1200 x 600 x 751	<b>Q_N_-R2448UF</b>	<b>1,696</b>	<b>1,955</b>
42 x 24 x 29½	1050 x 600 x 751	<b>Q_N_-R2442UF</b>	<b>1,635</b>	<b>1,867</b>
36 x 24 x 29½	900 x 600 x 751	<b>Q_N_-R2436UF</b>	<b>1,575</b>	<b>1,801</b>

Specify the surface type (5, 6). Specify the accent color (A, S).

**Left executive returns – low profile**




*1 pedestal on left with lock. 2 box drawers and 1 file drawer with suspension bar. Pencil tray. Grommet.*


48 x 24 x 29½	1200 x 600 x 751	<b>Q_N_-UF2448R</b>	<b>1,696</b>	<b>1,955</b>
42 x 24 x 29½	1050 x 600 x 751	<b>Q_N_-UF2442R</b>	<b>1,635</b>	<b>1,867</b>
36 x 24 x 29½	900 x 600 x 751	<b>Q_N_-UF2436R</b>	<b>1,575</b>	<b>1,801</b>

Specify the surface type (5, 6). Specify the accent color (A, S).




	W x D x H (in)	W x D x H (mm)	Code	All Laminate (\$)	HPL Surfaces (\$)
<b>Bridge-returns</b>	<i>Full-height modesty panel.</i>				
	48 x 24 x 29½	1200 x 600 x 751	<b>Q_N_-BR2448</b>	<b>643</b>	<b>771</b>
	42 x 24 x 29½	1050 x 600 x 751	<b>Q_N_-BR2442</b>	<b>620</b>	<b>739</b>
	36 x 24 x 29½	900 x 600 x 751	<b>Q_N_-BR2436</b>	<b>592</b>	<b>711</b>


Specify the surface type (5, 6). Specify the accent color (A, S).

	W x D x H (in)	W x D x H (mm)	Code	All Laminate (\$)	HPL Surfaces (\$)
<b>Lateral file credenza with open storage</b>	<i>Open space on top and 2 file drawers on bottom with suspension bars. Locks. Full-width wiring access. Optional counterweights to meet BIFMA standards, refer to page 149.</i>				
	72 x 24 x 29½	1800 x 600 x 751	<b>Q_N_-SLF2472</b>	<b>2,133</b>	<b>2,558</b>


Specify the surface type (5, 6). Specify the accent color (A, S).

	W x D x H (in)	W x D x H (mm)	Code	All Laminate (\$)	HPL Surfaces (\$)
<b>Lateral file credenza</b>	<i>4 file drawers with suspension bars. Locks. Full-width wiring access. Optional counterweights to meet BIFMA standards, refer to page 149.</i>				
	72 x 24 x 29½	1800 x 600 x 751	<b>Q_N_-LF2472LF</b>	<b>2,712</b>	<b>3,250</b>


Specify the surface type (5, 6). Specify the accent color (A, S).

	W x D x H (in)	W x D x H (mm)	Code	All Laminate (\$)	HPL Surfaces (\$)
<b>Lateral file / bookcase credenza</b>	<i>2 file drawers with suspension bars. Bookcase with doors and adjustable shelf. Locks. Full-width wiring access.</i>				
	72 x 24 x 29½	1800 x 600 x 751	<b>Q_N_-LF2472B</b>	<b>2,478</b>	<b>2,969</b>

Specify the surface type (5, 6). Specify the accent color (A, S).

	W x D x H (in)	W x D x H (mm)	Code	All Laminate (\$)	HPL Surfaces (\$)
<b>Bookcase credenza</b>	<i>Storage unit with doors and adjustable shelves. Locks. Full-width wiring access.</i>				
	72 x 24 x 29½	1800 x 600 x 751	<b>Q_N_-B2472B</b>	<b>2,272</b>	<b>2,725</b>


Specify the surface type (5, 6). Specify the accent color (A, S).

	W x D x H (in)	W x D x H (mm)	Code	All Laminate (\$)	HPL Surfaces (\$)
<b>Open bookcase credenza</b>	<i>1 adjustable shelf on each side. Full-width wiring access.</i>				
	72 x 24 x 29½	1800 x 600 x 751	<b>Q_N_-BE2472BE</b>	<b>1,801</b>	<b>2,160</b>

Specify the surface type (5, 6). Specify the accent color (A, S).


	W x D x H (in)	W x D x H (mm)	Code	All Laminate (\$)	HPL Surfaces (\$)
--	----------------	----------------	------	-------------------	-------------------

<b>Hutches with doors</b>	<i>All doors open in the same way. Reversible end door. Reversible hutch for right-or left-hand door opening. Hutches must be supported by storage units or hutch supports (page 16) using the hutch assembly hardware (page 16). See examples of configuration (page 9). 1 tone only.</i>				
---------------------------	--	--	--	--	--

	W x D x H (in)	W x D x H (mm)	Code	All Laminate (\$)	HPL Surfaces (\$)
	<i>32" H. Adjustable shelves.</i>				
	96 x 16 x 32	2400 x 400 x 813	<b>QNN_-E963216P</b>	<b>2,213</b>	
	90 x 16 x 32	2250 x 400 x 813	<b>QNN_-E903216P</b>	<b>2,139</b>	
	84 x 16 x 32	2100 x 400 x 813	<b>QNN_-E843216P</b>	<b>2,081</b>	
	78 x 16 x 32	1950 x 400 x 813	<b>QNN_-E783216P</b>	<b>2,006</b>	
	72 x 16 x 32	1800 x 400 x 813	<b>QNN_-E723216P</b>	<b>1,881</b>	
	66 x 16 x 32	1650 x 400 x 813	<b>QNN_-E663216P</b>	<b>1,813</b>	
	60 x 16 x 32	1500 x 400 x 813	<b>QNN_-E603216P</b>	<b>1,787</b>	
	54 x 16 x 32	1350 x 400 x 813	<b>QNN_-E543216P</b>	<b>1,508</b>	
	48 x 16 x 32	1200 x 400 x 813	<b>QNN_-E483216P</b>	<b>1,428</b>	
	42 x 16 x 32	1050 x 400 x 813	<b>QNN_-E423216P</b>	<b>1,252</b>	
	36 x 16 x 32	900 x 400 x 813	<b>QNN_-E363216P</b>	<b>1,197</b>	


Specify the accent color (A, S).

Door options: change the second N in the code prefix to:  
 96" to 60": 4 doors Lexan (L) / Translucent (T) add \$1,329, Metal (M) add \$1,595.  
 54" to 48": 3 doors Lexan (L) / Translucent (T) add \$1,036, Metal (M) add \$1,197.  
 42" to 36": 2 doors Lexan (L) / Translucent (T) add \$664, Metal (M) add \$797.

	W x D x H (in)	W x D x H (mm)	Code	All Laminate (\$)	HPL Surfaces (\$)
<b>Hutches with doors (cont'd)</b>	<i>24" H. Adjustable shelves.</i>				
	96 x 16 x 24	2400 x 400 x 609,5	<b>QNN_-E962416P</b>	<b>1,955</b>	
	90 x 16 x 24	2250 x 400 x 609,5	<b>QNN_-E902416P</b>	<b>1,908</b>	
	84 x 16 x 24	2100 x 400 x 609,5	<b>QNN_-E842416P</b>	<b>1,840</b>	
	78 x 16 x 24	1950 x 400 x 609,5	<b>QNN_-E782416P</b>	<b>1,794</b>	
	72 x 16 x 24	1800 x 400 x 609,5	<b>QNN_-E722416P</b>	<b>1,716</b>	
	66 x 16 x 24	1650 x 400 x 609,5	<b>QNN_-E662416P</b>	<b>1,661</b>	
	60 x 16 x 24	1500 x 400 x 609,5	<b>QNN_-E602416P</b>	<b>1,595</b>	
	54 x 16 x 24	1350 x 400 x 609,5	<b>QNN_-E542416P</b>	<b>1,342</b>	
	48 x 16 x 24	1200 x 400 x 609,5	<b>QNN_-E482416P</b>	<b>1,284</b>	
	42 x 16 x 24	1050 x 400 x 609,5	<b>QNN_-E422416P</b>	<b>1,130</b>	
	36 x 16 x 24	900 x 400 x 609,5	<b>QNN_-E362416P</b>	<b>1,070</b>	

Door options: change the second N in the code prefix to:  
 96" to 60": 4 doors Lexan (L) / Translucent (T) add \$1,197, Metal (M) add \$1,462.  
 54" to 48": 3 doors Lexan (L) / Translucent (T) add \$897, Metal (M) add \$1,096.  
 42" to 36": 2 doors Lexan (L) / Translucent (T) add \$597, Metal (M) add \$730.


Specify the accent color (A, S).

	W x D x H (in)	W x D x H (mm)	Code	All Laminate (\$)	HPL Surfaces (\$)
	<i>16" H.</i>				
	96 x 16 x 16	2400 x 400 x 406,5	<b>QNN_-E961616P</b>	<b>1,794</b>	
	90 x 16 x 16	2250 x 400 x 406,5	<b>QNN_-E901616P</b>	<b>1,741</b>	
	84 x 16 x 16	2100 x 400 x 406,5	<b>QNN_-E841616P</b>	<b>1,716</b>	
	78 x 16 x 16	1950 x 400 x 406,5	<b>QNN_-E781616P</b>	<b>1,667</b>	
	72 x 16 x 16	1800 x 400 x 406,5	<b>QNN_-E721616P</b>	<b>1,353</b>	
	66 x 16 x 16	1650 x 400 x 406,5	<b>QNN_-E661616P</b>	<b>1,307</b>	
	60 x 16 x 16	1500 x 400 x 406,5	<b>QNN_-E601616P</b>	<b>1,262</b>	
	54 x 16 x 16	1350 x 400 x 406,5	<b>QNN_-E541616P</b>	<b>1,057</b>	
	48 x 16 x 16	1200 x 400 x 406,5	<b>QNN_-E481616P</b>	<b>1,005</b>	
	42 x 16 x 16	1050 x 400 x 406,5	<b>QNN_-E421616P</b>	<b>878</b>	
	36 x 16 x 16	900 x 400 x 406,5	<b>QNN_-E361616P</b>	<b>852</b>	

Door options: change the second N in the code prefix to:  
 96" to 78": 6 doors Lexan (L) / Translucent (T) add \$1,595, Metal (M) add \$1,994.  
 72" to 60": 4 doors Lexan (L) / Translucent (T) add \$1,063, Metal (M) add \$1,329.  
 54" to 48": 3 doors Lexan (L) / Translucent (T) add \$797, Metal (M) add \$1,036.  
 42" to 36": 2 doors Lexan (L) / Translucent (T) add \$532, Metal (M) add \$664.


Specify the accent color (A, S).

<b>Hutches with sliding door</b>	<i>The sliding door covers one half of the storage. Hutches must be supported by storage units or hutch supports (page 16) using the hutch assembly hardware (page 16). See examples of configuration (page 9). 1 tone only.</i>				
----------------------------------	--	--	--	--	--

	W x D x H (in)	W x D x H (mm)	Code	All Laminate (\$)	HPL Surfaces (\$)
	<i>32" H. Adjustable shelves.</i>				
	96 x 16 x 32	2400 x 400 x 813	<b>QNN_-E963216C</b>	<b>1,901</b>	
	90 x 16 x 32	2250 x 400 x 813	<b>QNN_-E903216C</b>	<b>1,840</b>	
	84 x 16 x 32	2100 x 400 x 813	<b>QNN_-E843216C</b>	<b>1,801</b>	
	78 x 16 x 32	1950 x 400 x 813	<b>QNN_-E783216C</b>	<b>1,747</b>	
	72 x 16 x 32	1800 x 400 x 813	<b>QNN_-E723216C</b>	<b>1,608</b>	
	66 x 16 x 32	1650 x 400 x 813	<b>QNN_-E663216C</b>	<b>1,570</b>	
	60 x 16 x 32	1500 x 400 x 813	<b>QNN_-E603216C</b>	<b>1,536</b>	

Door option: change the second N in the code prefix to:  
 Lexan (L) / Translucent (T) add \$597, Metal (M) add \$664.

Specify the accent color (A, N, S).

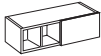
	W x D x H (in)	W x D x H (mm)	Code	All Laminate (\$)	HPL Surfaces (\$)
	<i>24" H. Adjustable shelves.</i>				
	96 x 16 x 24	2400 x 400 x 609,5	<b>QNN_-E962416C</b>	<b>1,727</b>	
	90 x 16 x 24	2250 x 400 x 609,5	<b>QNN_-E902416C</b>	<b>1,681</b>	
	84 x 16 x 24	2100 x 400 x 609,5	<b>QNN_-E842416C</b>	<b>1,650</b>	
	78 x 16 x 24	1950 x 400 x 609,5	<b>QNN_-E782416C</b>	<b>1,595</b>	
	72 x 16 x 24	1800 x 400 x 609,5	<b>QNN_-E722416C</b>	<b>1,456</b>	
	66 x 16 x 24	1650 x 400 x 609,5	<b>QNN_-E662416C</b>	<b>1,409</b>	
	60 x 16 x 24	1500 x 400 x 609,5	<b>QNN_-E602416C</b>	<b>1,376</b>	

Door option: change the second N in the code prefix to:  
 Lexan (L) / Translucent (T) add \$566, Metal (M) add \$632.

Specify the accent color (A, N, S).








	W x D x H (in)	W x D x H (mm)	Code	All Laminate (\$)
<b>Hutches with sliding door (cont'd)</b>				
<i>16" H.</i>				
	96 x 16 x 16	2400 x 400 x 406,5	<b>QNN_-E961616C</b>	<b>1,553</b>
	90 x 16 x 16	2250 x 400 x 406,5	<b>QNN_-E901616C</b>	<b>1,456</b>
	84 x 16 x 16	2100 x 400 x 406,5	<b>QNN_-E841616C</b>	<b>1,428</b>
Door option: change the second N in the code prefix to:	78 x 16 x 16	1950 x 400 x 406,5	<b>QNN_-E781616C</b>	<b>1,394</b>
	72 x 16 x 16	1800 x 400 x 406,5	<b>QNN_-E721616C</b>	<b>1,204</b>
Lexan (L) / Translucent (T) add \$532, Metal (M) add \$597.	66 x 16 x 16	1650 x 400 x 406,5	<b>QNN_-E661616C</b>	<b>1,164</b>
	60 x 16 x 16	1500 x 400 x 406,5	<b>QNN_-E601616C</b>	<b>1,109</b>

Specify the accent color (A, N, S).

**Open hutches** *Hutches must be supported by storage units or hutch supports (page 16) using the hutch assembly hardware (page 16). See examples of configuration (page 9). 1 tone only.*

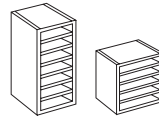
	W x D x H (in)	W x D x H (mm)	Code	All Laminate (\$)
<i>32" H. Adjustable shelves.</i>				
	96 x 15 x 32	2400 x 381 x 813	<b>QNNN-E963216</b>	<b>1,688</b>
96" to 60":	90 x 15 x 32	2250 x 381 x 813	<b>QNNN-E903216</b>	<b>1,635</b>
4 open compartments.	84 x 15 x 32	2100 x 381 x 813	<b>QNNN-E843216</b>	<b>1,595</b>
54" to 36":	78 x 15 x 32	1950 x 381 x 813	<b>QNNN-E783216</b>	<b>1,548</b>
2 open compartments.	72 x 15 x 32	1800 x 381 x 813	<b>QNNN-E723216</b>	<b>1,404</b>
	66 x 15 x 32	1650 x 381 x 813	<b>QNNN-E663216</b>	<b>1,348</b>
	60 x 15 x 32	1500 x 381 x 813	<b>QNNN-E603216</b>	<b>1,301</b>
	54 x 15 x 32	1350 x 381 x 813	<b>QNNN-E543216</b>	<b>1,063</b>
	48 x 15 x 32	1200 x 381 x 813	<b>QNNN-E483216</b>	<b>1,005</b>
	42 x 15 x 32	1050 x 381 x 813	<b>QNNN-E423216</b>	<b>944</b>
	36 x 15 x 32	900 x 381 x 813	<b>QNNN-E363216</b>	<b>890</b>

	W x D x H (in)	W x D x H (mm)	Code	All Laminate (\$)
<i>24" H. Adjustable shelves.</i>				
	96 x 15 x 24	2400 x 381 x 609,5	<b>QNNN-E962416</b>	<b>1,595</b>
96" to 60":	90 x 15 x 24	2250 x 381 x 609,5	<b>QNNN-E902416</b>	<b>1,553</b>
4 open compartments.	84 x 15 x 24	2100 x 381 x 609,5	<b>QNNN-E842416</b>	<b>1,495</b>
54" to 36":	78 x 15 x 24	1950 x 381 x 609,5	<b>QNNN-E782416</b>	<b>1,433</b>
2 open compartments.	72 x 15 x 24	1800 x 381 x 609,5	<b>QNNN-E722416</b>	<b>1,307</b>
	66 x 15 x 24	1650 x 381 x 609,5	<b>QNNN-E662416</b>	<b>1,262</b>
	60 x 15 x 24	1500 x 381 x 609,5	<b>QNNN-E602416</b>	<b>1,204</b>
	54 x 15 x 24	1350 x 381 x 609,5	<b>QNNN-E542416</b>	<b>970</b>
	48 x 15 x 24	1200 x 381 x 609,5	<b>QNNN-E482416</b>	<b>918</b>
	42 x 15 x 24	1050 x 381 x 609,5	<b>QNNN-E422416</b>	<b>869</b>
	36 x 15 x 24	900 x 381 x 609,5	<b>QNNN-E362416</b>	<b>824</b>

	W x D x H (in)	W x D x H (mm)	Code	All Laminate (\$)
<i>16" H.</i>				
	96 x 15 x 16	2400 x 381 x 406,5	<b>QNNN-E961616</b>	<b>1,275</b>
96" to 78":	90 x 15 x 16	2250 x 381 x 406,5	<b>QNNN-E901616</b>	<b>1,222</b>
6 open compartments.	84 x 15 x 16	2100 x 381 x 406,5	<b>QNNN-E841616</b>	<b>1,197</b>
72" to 60":	78 x 15 x 16	1950 x 381 x 406,5	<b>QNNN-E781616</b>	<b>1,164</b>
4 open compartments.	72 x 15 x 16	1800 x 381 x 406,5	<b>QNNN-E721616</b>	<b>957</b>
54" to 36":	66 x 15 x 16	1650 x 381 x 406,5	<b>QNNN-E661616</b>	<b>923</b>
2 open compartments.	60 x 15 x 16	1500 x 381 x 406,5	<b>QNNN-E601616</b>	<b>884</b>
	54 x 15 x 16	1350 x 381 x 406,5	<b>QNNN-E541616</b>	<b>698</b>
	48 x 15 x 16	1200 x 381 x 406,5	<b>QNNN-E481616</b>	<b>671</b>
	42 x 15 x 16	1050 x 381 x 406,5	<b>QNNN-E421616</b>	<b>632</b>
	36 x 15 x 16	900 x 381 x 406,5	<b>QNNN-E361616</b>	<b>603</b>

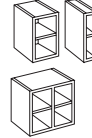
**Hutch supports** *See examples of configuration (page 9).*

**Pigeonhole hutch supports**



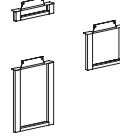
W x D x H (in)	W x D x H (mm)	Code	All Laminate (\$)
<i>Removable shelves. 1 tone only.</i>			
18 x 15 x 28	450 x 381 x 685	<b>QNNN-SDV1828</b>	<b>792</b>
18 x 15 x 20	450 x 381 x 482	<b>QNNN-SDV1820</b>	<b>698</b>
12 x 15 x 28	300 x 381 x 685	<b>QNNN-SDV1228</b>	<b>718</b>
12 x 15 x 20	300 x 381 x 482	<b>QNNN-SDV1220</b>	<b>637</b>

**Hutch supports**



W x D x H (in)	W x D x H (mm)	Code	All Laminate (\$)
<i>Adjustable shelf (shelves). 1 tone only.</i>			
36 x 15 x 28	900 x 381 x 685	<b>QNNN-SDVB3628</b>	<b>792</b>
36 x 15 x 20	900 x 381 x 482	<b>QNNN-SDVB3620</b>	<b>752</b>
30 x 15 x 28	750 x 381 x 685	<b>QNNN-SDVB3028</b>	<b>752</b>
30 x 15 x 20	750 x 381 x 482	<b>QNNN-SDVB3020</b>	<b>723</b>
24 x 15 x 28	600 x 381 x 685	<b>QNNN-SDVB2428</b>	<b>637</b>
24 x 15 x 20	600 x 381 x 482	<b>QNNN-SDVB2420</b>	<b>620</b>
18 x 15 x 28	450 x 381 x 685	<b>QNNN-SDVB1828</b>	<b>612</b>
18 x 15 x 20	450 x 381 x 482	<b>QNNN-SDVB1820</b>	<b>585</b>
12 x 15 x 28	300 x 381 x 685	<b>QNNN-SDVB1228</b>	<b>578</b>
12 x 15 x 20	300 x 381 x 482	<b>QNNN-SDVB1220</b>	<b>545</b>
6 x 15 x 28	150 x 381 x 685	<b>QNNN-SDVB0628</b>	<b>532</b>
6 x 15 x 20	150 x 381 x 482	<b>QNNN-SDVB0620</b>	<b>511</b>

**Hutch metal supports**



W x D x H (in)	W x D x H (mm)	Code	All Laminate (\$)
<i>Steel frame support. Hardware included. Refer to specification guide (page 8) for appropriate use.</i>			
1 x 15 x 3	25 x 375 x 76	<b>QNN_-HSM4</b>	<b>227</b>
1 x 15 x 11	25 x 375 x 279	<b>QNN_-HSM12</b>	<b>239</b>
1 x 15 x 19	25 x 375 x 481	<b>QNN_-HSM20</b>	<b>252</b>

Specify the accent color (A, S).

**Hutch assembly U-shaped bracket**



W x D x H (in)	W x D x H (mm)	Code	All Laminate (\$)
<i>Hardware included.</i>			
9 x 2 x 2	230 x 52,5 x 51,1	<b>QNN_-HBU</b>	<b>132</b>

Specify the accent color (A, S).

**Hutch assembly I-shaped bracket**



W x D x H (in)	W x D x H (mm)	Code	All Laminate (\$)
<i>Hardware included.</i>			
9 x 4 x 1/8	230 x 100 x 3	<b>QNN_-HBS</b>	<b>120</b>

Specify the accent color (A, S).

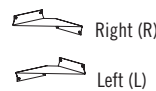
**Hutch assembly Z-shaped bracket**



W x D x H (in)	W x D x H (mm)	Code	All Laminate (\$)
<i>Z connection. Hardware included.</i>			
15 x 2 x 4	375 x 58 x 105	<b>QNN_-HBZ</b>	<b>120</b>

Specify the accent color (A, S).

**Hutch assembly S-shaped brackets**



W x D x H (in)	W x D x H (mm)	Code	All Laminate (\$)
<i>Right 90° connection. Hardware included.</i>			
11 x 11 x 4	280 x 280 x 105	<b>QNN_-HB90R</b>	<b>120</b>

Specify the accent color (A, S).

W x D x H (in)	W x D x H (mm)	Code	All Laminate (\$)
<i>Left 90° connection. Hardware included.</i>			
11 x 11 x 4	280 x 280 x 105	<b>QNN_-HB90L</b>	<b>120</b>

Specify the accent color (A, S).



**Wall-mounted hutches with doors**  
*All doors open in the same way. Reversible end door. Reversible hutch for right- or left-hand door opening. Hanger bar included for wall-mount installation. 1 tone only.*



Door options: change the second N in the code prefix to:

96" to 60": 4 doors  
 Lexan (L) / Translucent (T) add \$1,329, Metal (M) add \$1,595.

54" to 48": 3 doors  
 Lexan (L) / Translucent (T) add \$1,036, Metal (M) add \$1,197.

42" to 36": 2 doors  
 Lexan (L) / Translucent (T) add \$664, Metal (M) add \$797.



Door options: change the second N in the code prefix to:

96" to 60": 4 doors  
 Lexan (L) / Translucent (T) add \$1,197, Metal (M) add \$1,462.

54" to 48": 3 doors  
 Lexan (L) / Translucent (T) add \$897, Metal (M) add \$1,096.

42" to 36": 2 doors  
 Lexan (L) / Translucent (T) add \$597, Metal (M) add \$730.



Door options: change the second N in the code prefix to:

96" to 78": 6 doors  
 Lexan (L) / Translucent (T) add \$1,595, Metal (M) add \$1,994.

72" to 60": 4 doors  
 Lexan (L) / Translucent (T) add \$1,063, Metal (M) add \$1,329.

54" to 48": 3 doors  
 Lexan (L) / Translucent (T) add \$797, Metal (M) add \$1,036.

42" to 36": 2 doors  
 Lexan (L) / Translucent (T) add \$532, Metal (M) add \$664.

W x D x H (in)	W x D x H (mm)	Code	All Laminate (\$)
<b>32" H. Adjustable shelves.</b>			
96 x 16 x 32	2400 x 400 x 813	QNN_-EM963216P	2,339
90 x 16 x 32	2250 x 400 x 813	QNN_-EM903216P	2,287
84 x 16 x 32	2100 x 400 x 813	QNN_-EM843216P	2,206
78 x 16 x 32	1950 x 400 x 813	QNN_-EM783216P	2,125
72 x 16 x 32	1800 x 400 x 813	QNN_-EM723216P	2,000
66 x 16 x 32	1650 x 400 x 813	QNN_-EM663216P	1,927
60 x 16 x 32	1500 x 400 x 813	QNN_-EM603216P	1,848
54 x 16 x 32	1350 x 400 x 813	QNN_-EM543216P	1,570
48 x 16 x 32	1200 x 400 x 813	QNN_-EM483216P	1,502
42 x 16 x 32	1050 x 400 x 813	QNN_-EM423216P	1,317
36 x 16 x 32	900 x 400 x 813	QNN_-EM363216P	1,242

W x D x H (in)	W x D x H (mm)	Code	All Laminate (\$)
<b>Specify the accent color (A, S).</b>			
<b>24" H. Adjustable shelves.</b>			
96 x 16 x 24	2400 x 400 x 609,5	QNN_-EM962416P	2,104
90 x 16 x 24	2250 x 400 x 609,5	QNN_-EM902416P	2,046
84 x 16 x 24	2100 x 400 x 609,5	QNN_-EM842416P	1,987
78 x 16 x 24	1950 x 400 x 609,5	QNN_-EM782416P	1,927
72 x 16 x 24	1800 x 400 x 609,5	QNN_-EM722416P	1,727
66 x 16 x 24	1650 x 400 x 609,5	QNN_-EM662416P	1,716
60 x 16 x 24	1500 x 400 x 609,5	QNN_-EM602416P	1,667
54 x 16 x 24	1350 x 400 x 609,5	QNN_-EM542416P	1,404
48 x 16 x 24	1200 x 400 x 609,5	QNN_-EM482416P	1,342
42 x 16 x 24	1050 x 400 x 609,5	QNN_-EM422416P	1,183
36 x 16 x 24	900 x 400 x 609,5	QNN_-EM362416P	1,125

W x D x H (in)	W x D x H (mm)	Code	All Laminate (\$)
<b>Specify the accent color (A, S).</b>			
<b>16" H.</b>			
96 x 16 x 16	2400 x 400 x 406,5	QNN_-EM961616P	1,889
90 x 16 x 16	2250 x 400 x 406,5	QNN_-EM901616P	1,840
84 x 16 x 16	2100 x 400 x 406,5	QNN_-EM841616P	1,801
78 x 16 x 16	1950 x 400 x 406,5	QNN_-EM781616P	1,747
72 x 16 x 16	1800 x 400 x 406,5	QNN_-EM721616P	1,428
66 x 16 x 16	1650 x 400 x 406,5	QNN_-EM661616P	1,376
60 x 16 x 16	1500 x 400 x 406,5	QNN_-EM601616P	1,329
54 x 16 x 16	1350 x 400 x 406,5	QNN_-EM541616P	1,125
48 x 16 x 16	1200 x 400 x 406,5	QNN_-EM481616P	1,077
42 x 16 x 16	1050 x 400 x 406,5	QNN_-EM421616P	938
36 x 16 x 16	900 x 400 x 406,5	QNN_-EM361616P	890

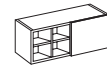
W x D x H (in)	W x D x H (mm)	Code	All Laminate (\$)
<b>Specify the accent color (A, S).</b>			
<b>32" H. Adjustable shelves.</b>			
96 x 15 x 32	2400 x 381 x 813	QNNN-EM963216	1,635
90 x 15 x 32	2250 x 381 x 813	QNNN-EM903216	1,575
84 x 15 x 32	2100 x 381 x 813	QNNN-EM843216	1,541
78 x 15 x 32	1950 x 381 x 813	QNNN-EM783216	1,462
72 x 15 x 32	1800 x 381 x 813	QNNN-EM723216	1,342
66 x 15 x 32	1650 x 381 x 813	QNNN-EM663216	1,301
60 x 15 x 32	1500 x 381 x 813	QNNN-EM603216	1,242
54 x 15 x 32	1350 x 381 x 813	QNNN-EM543216	1,016
48 x 15 x 32	1200 x 381 x 813	QNNN-EM483216	970
42 x 15 x 32	1050 x 381 x 813	QNNN-EM423216	923
36 x 15 x 32	900 x 381 x 813	QNNN-EM363216	864

W x D x H (in)	W x D x H (mm)	Code	All Laminate (\$)
<b>Specify the accent color (A, S).</b>			
<b>24" H. Adjustable shelves.</b>			
96 x 15 x 24	2400 x 381 x 609,5	QNNN-EM962416	1,508
90 x 15 x 24	2250 x 381 x 609,5	QNNN-EM902416	1,451
84 x 15 x 24	2100 x 381 x 609,5	QNNN-EM842416	1,404
78 x 15 x 24	1950 x 381 x 609,5	QNNN-EM782416	1,364
72 x 15 x 24	1800 x 381 x 609,5	QNNN-EM722416	1,235
66 x 15 x 24	1650 x 381 x 609,5	QNNN-EM662416	1,197
60 x 15 x 24	1500 x 381 x 609,5	QNNN-EM602416	1,142
54 x 15 x 24	1350 x 381 x 609,5	QNNN-EM542416	938
48 x 15 x 24	1200 x 381 x 609,5	QNNN-EM482416	890
42 x 15 x 24	1050 x 381 x 609,5	QNNN-EM422416	852
36 x 15 x 24	900 x 381 x 609,5	QNNN-EM362416	811

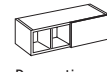
**Wall-mounted hutches with sliding door**  
*The sliding door covers one half of the storage. Hanger bar included for wall-mount installation. 1 tone only.*



Door option: change the second N in the code prefix to: Lexan (L) / Translucent (T) add \$597, Metal (M) add \$664.



Door option: change the second N in the code prefix to: Lexan (L) / Translucent (T) add \$566, Metal (M) add \$632.



Door option: change the second N in the code prefix to: Lexan (L) / Translucent (T) add \$532, Metal (M) add \$597.

**Open wall-mounted hutches**



96" to 60":  
 4 open compartments.  
 54" to 36":  
 2 open compartments.



96" to 60":  
 4 open compartments.  
 54" to 36":  
 2 open compartments.

W x D x H (in)	W x D x H (mm)	Code	All Laminate (\$)
<b>32" H. Adjustable shelves.</b>			
96 x 16 x 32	2400 x 400 x 813	QNN_-EM963216C	2,000
90 x 16 x 32	2250 x 400 x 813	QNN_-EM903216C	1,955
84 x 16 x 32	2100 x 400 x 813	QNN_-EM843216C	1,908
78 x 16 x 32	1950 x 400 x 813	QNN_-EM783216C	1,848
72 x 16 x 32	1800 x 400 x 813	QNN_-EM723216C	1,661
66 x 16 x 32	1650 x 400 x 813	QNN_-EM663216C	1,601
60 x 16 x 32	1500 x 400 x 813	QNN_-EM603216C	1,575


W x D x H (in)	W x D x H (mm)	Code	All Laminate (\$)
<b>Specify the accent color (A, N, S).</b>			
<b>24" H. Adjustable shelves.</b>			
96 x 16 x 24	2400 x 400 x 609,5	QNN_-EM962416C	1,828
90 x 16 x 24	2250 x 400 x 609,5	QNN_-EM902416C	1,773
84 x 16 x 24	2100 x 400 x 609,5	QNN_-EM842416C	1,727
78 x 16 x 24	1950 x 400 x 609,5	QNN_-EM782416C	1,681
72 x 16 x 24	1800 x 400 x 609,5	QNN_-EM722416C	1,548
66 x 16 x 24	1650 x 400 x 609,5	QNN_-EM662416C	1,502
60 x 16 x 24	1500 x 400 x 609,5	QNN_-EM602416C	1,443


W x D x H (in)	W x D x H (mm)	Code	All Laminate (\$)
<b>Specify the accent color (A, N, S).</b>			
<b>16" H.</b>			
96 x 16 x 16	2400 x 400 x 406,5	QNN_-EM961616C	1,575
90 x 16 x 16	2250 x 400 x 406,5	QNN_-EM901616C	1,541
84 x 16 x 16	2100 x 400 x 406,5	QNN_-EM841616C	1,508
78 x 16 x 16	1950 x 400 x 406,5	QNN_-EM781616C	1,369
72 x 16 x 16	1800 x 400 x 406,5	QNN_-EM721616C	1,275
66 x 16 x 16	1650 x 400 x 406,5	QNN_-EM661616C	1,229
60 x 16 x 16	1500 x 400 x 406,5	QNN_-EM601616C	1,197


W x D x H (in)	W x D x H (mm)	Code	All Laminate (\$)
<b>Specify the accent color (A, N, S).</b>			
<b>Hanger bar included for wall-mount installation. 1 tone only.</b>			
<b>32" H. Adjustable shelves.</b>			
96 x 15 x 32	2400 x 381 x 813	QNNN-EM963216	1,635
90 x 15 x 32	2250 x 381 x 813	QNNN-EM903216	1,575
84 x 15 x 32	2100 x 381 x 813	QNNN-EM843216	1,541
78 x 15 x 32	1950 x 381 x 813	QNNN-EM783216	1,462
72 x 15 x 32	1800 x 381 x 813	QNNN-EM723216	1,342
66 x 15 x 32	1650 x 381 x 813	QNNN-EM663216	1,301
60 x 15 x 32	1500 x 381 x 813	QNNN-EM603216	1,242
54 x 15 x 32	1350 x 381 x 813	QNNN-EM543216	1,016
48 x 15 x 32	1200 x 381 x 813	QNNN-EM483216	970
42 x 15 x 32	1050 x 381 x 813	QNNN-EM423216	923
36 x 15 x 32	900 x 381 x 813	QNNN-EM363216	864


W x D x H (in)	W x D x H (mm)	Code	All Laminate (\$)
<b>Specify the accent color (A, N, S).</b>			
<b>24" H. Adjustable shelves.</b>			
96 x 15 x 24	2400 x 381 x 609,5	QNNN-EM962416	1,508
90 x 15 x 24	2250 x 381 x 609,5	QNNN-EM902416	1,451
84 x 15 x 24	2100 x 381 x 609,5	QNNN-EM842416	1,404
78 x 15 x 24	1950 x 381 x 609,5	QNNN-EM782416	1,364
72 x 15 x 24	1800 x 381 x 609,5	QNNN-EM722416	1,235
66 x 15 x 24	1650 x 381 x 609,5	QNNN-EM662416	1,197
60 x 15 x 24	1500 x 381 x 609,5	QNNN-EM602416	1,142
54 x 15 x 24	1350 x 381 x 609,5	QNNN-EM542416	938
48 x 15 x 24	1200 x 381 x 609,5	QNNN-EM482416	890
42 x 15 x 24	1050 x 381 x 609,5	QNNN-EM422416	852
36 x 15 x 24	900 x 381 x 609,5	QNNN-EM362416	811





	W x D x H (in)	W x D x H (mm)	Code	All Laminate (\$)
<b>Open wall-mounted hutches (cont'd)</b>	<i>16" H.</i>			
	96 x 15 x 16	2400 x 381 x 406,5	QNNN-EM961616	1,242
	90 x 15 x 16	2250 x 381 x 406,5	QNNN-EM901616	1,210
	84 x 15 x 16	2100 x 381 x 406,5	QNNN-EM841616	1,175
96" to 78": 6 open compartments.	78 x 15 x 16	1950 x 381 x 406,5	QNNN-EM781616	1,137
72" to 60": 4 open compartments.	72 x 15 x 16	1800 x 381 x 406,5	QNNN-EM721616	957
54" to 36": 2 open compartments.	66 x 15 x 16	1650 x 381 x 406,5	QNNN-EM661616	923
	60 x 15 x 16	1500 x 381 x 406,5	QNNN-EM601616	869
	54 x 15 x 16	1350 x 381 x 406,5	QNNN-EM541616	705
	48 x 15 x 16	1200 x 381 x 406,5	QNNN-EM481616	671
	42 x 15 x 16	1050 x 381 x 406,5	QNNN-EM421616	632
	36 x 15 x 16	900 x 381 x 406,5	QNNN-EM361616	603


	W x D x H (in)	W x D x H (mm)	Code	All Laminate (\$)
<b>Modular pedestal</b>	<i>2 box drawers, 1 file drawer with suspension bar. Pencil tray. Lock. Goes under a work surface. 1 tone only.</i>			
	15 x 18 x 28	388 x 448 x 713	QNN_-P1518UFL	1,085
	<b>Specify the accent color (A, S).</b>			

	W x D x H (in)	W x D x H (mm)	Code	All Laminate (\$)
<b>Modular pedestal</b>	<i>2 file drawers with suspension bars. Lock. Goes under a work surface. 1 tone only.</i>			
	15 x 18 x 28	388 x 448 x 713	QNN_-P1518FFL	1,016
	<b>Specify the accent color (A, S).</b>			


	W x D x H (in)	W x D x H (mm)	Code	All Laminate (\$)
<b>Modular lateral files</b>	<i>2 file drawers with suspension bars. Lock. Goes under a work surface. 1 tone only.</i>			
	36 x 18 x 28	900 x 448 x 713	QNN_-1836LFL	1,262
	30 x 18 x 28	750 x 448 x 713	QNN_-1830LFL	1,222
	<b>Specify the accent color (A, S).</b>			


	W x D x H (in)	W x D x H (mm)	Code	All Laminate (\$)
<b>Combined modular pedestals</b>	<i>2 box drawers, 2 file drawers with suspension bars. Pencil tray. Lock. Must be installed under a work surface. 1 tone only.</i>			
	36 x 18 x 28	900 x 448 x 713	QNN_-1836COL	1,582
	30 x 18 x 28	750 x 448 x 713	QNN_-1830COL	1,456
	<b>Specify the accent color (A, S).</b>			


	W x D x H (in)	W x D x H (mm)	Code	All Laminate (\$)
<b>Combined modular pedestals</b>	<i>2 box drawers, 2 file drawers with suspension bars. Pencil tray. Lock. Must be installed under a work surface. 1 tone only.</i>			
	36 x 18 x 28	900 x 448 x 713	QNN_-C01836L	1,582
	30 x 18 x 28	750 x 448 x 713	QNN_-C01830L	1,456
	<b>Specify the accent color (A, S).</b>			


	W x D x H (in)	W x D x H (mm)	Code	All Laminate (\$)
<b>Modular bookcase with doors</b>	<i>1 adjustable shelf. Lock. Must be installed under a work surface. 1 tone only.</i>			
	36 x 18 x 28	900 x 448 x 713	QNN_-1836BL	1,109
	30 x 18 x 28	750 x 448 x 713	QNN_-1830BL	1,030
	<b>Specify the accent color (A, S).</b>			


Door options: change N in the code prefix to:  
Lexan (L) / Translucent (T) add \$597, Metal (M) add \$730.


	W x D x H (in)	W x D x H (mm)	Code	All Laminate (\$)
<b>Mobile pedestals</b>	<i>1 box drawer and 1 file drawer with suspension bar. Pencil tray. Lock. Brakes on front casters. Fits under a work surface. 1 tone only.</i>			
	15 x 18 x 20 <sup>3</sup> / <sub>4</sub>	390 x 450 x 527	QNN_-MP1518F	1,042
	15 x 23 x 20 <sup>3</sup> / <sub>4</sub>	390 x 575 x 527	QNN_-MP1523F	1,077
	<b>Specify the accent color (A, S).</b>			

	W x D x H (in)	W x D x H (mm)	Code	All Laminate (\$)
<b>Mobile pedestals</b>	<i>2 box drawers, 1 file drawer with suspension bar. Pencil tray. Lock. Brakes on front casters. Fits under a work surface. 1 tone only.</i>			
	15 x 28 x 27	388 x 700 x 704	QNN_-MP1528UF	1,164
	15 x 18 x 27	388 x 448 x 704	QNN_-MP1518UF	1,142
	<b>Specify the accent color (A, S).</b>			


	W x D x H (in)	W x D x H (mm)	Code	All Laminate (\$)	HPL Surfaces (\$)
<b>Lateral file</b>	<i>2 file drawers with suspension bars. Lock. Optional counterweight to meet BIFMA Standards, refer to page 149.</i>				
	36 x 24 x 29 <sup>1</sup> / <sub>2</sub>	900 x 600 x 751	Q_N_-2436LF	1,615	1,901
	<b>Specify the surface type (5, 6). Specify the accent color (A, S).</b>				

	W x D x H (in)	W x D x H (mm)	Code	All Laminate (\$)	HPL Surfaces (\$)
<b>Combined pedestal</b>	<i>2 box drawers, 2 file drawers with suspension bars. Pencil tray. One lock for the two file drawers. Optional counterweight to meet BIFMA Standards, refer to page 149.</i>				
	36 x 24 x 29 <sup>1</sup> / <sub>2</sub>	900 x 600 x 751	Q_N_-2436CO	1,787	2,266
	<b>Specify the surface type (5, 6). Specify the accent color (A, S).</b>				


	W x D x H (in)	W x D x H (mm)	Code	All Laminate (\$)	HPL Surfaces (\$)
<b>Combined pedestal</b>	<i>2 box drawers, 2 file drawers with suspension bars. Pencil tray. One lock for the two file drawers. Optional counterweight to meet BIFMA Standards, refer to page 149.</i>				
	36 x 24 x 29 <sup>1</sup> / <sub>2</sub>	900 x 600 x 751	Q_N_-C02436	1,787	2,266
	<b>Specify the surface type (5, 6). Specify the accent color (A, S).</b>				

	W x D x H (in)	W x D x H (mm)	Code	All Laminate (\$)	HPL Surfaces (\$)
<b>Bookcase with doors</b>	<i>1 adjustable shelf. Lock.</i>				
	36 x 24 x 29 <sup>1</sup> / <sub>2</sub>	900 x 600 x 751	Q_N_-2436B	1,443	1,696
	<b>Specify the surface type (5,6). Specify the accent color (A, S).</b>				


Door options: change N in the code prefix to:  
Lexan (L) / Translucent (T) add \$597, Metal (M) add \$730.

	W x D x H (in)	W x D x H (mm)	Code	All Laminate (\$)
<b>Storage cabinets</b>	<i>Lock. 1 tone only. 81" H: 4 adjustable shelves, 1 fixed. 65"-73" H: 3 adjustable shelves, 1 fixed. 57" H: 3 adjustable shelves. 49" H: 2 adjustable shelves.</i>			
	36 x 24 x 81	900 x 600 x 2046	QNN_-243681B	2,347
	36 x 24 x 73	900 x 600 x 1843	QNN_-243673B	2,200
	36 x 24 x 65	900 x 600 x 1640	QNN_-243665B	2,125
	36 x 24 x 57	900 x 600 x 1437	QNN_-243657B	1,980
	36 x 24 x 49	900 x 600 x 1234	QNN_-243649B	1,828
	<b>Specify the accent color (A, S).</b>			

Door options: change N in the code prefix to:  
Lexan (L) / Translucent (T) add \$1,036, Metal (M) add \$1,130.

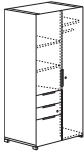
	W x D x H (in)	W x D x H (mm)	Code	All Laminate (\$)
<b>Wardrobe / storage cabinets</b>	<i>Lock. Clothes hanger bar and 1 fixed shelf on wardrobe side 15<sup>5</sup>/<sub>8</sub>" W (399 mm). 81" H: 4 adjustable shelves, 1 fixed. 65"-73" H: 3 adjustable shelves, 1 fixed. 57" H: 3 adjustable shelves. 49" H: 2 adjustable shelves. 1 tone only.</i>			
	36 x 24 x 81	900 x 600 x 2046	QNN_-243681BC	2,200
	36 x 24 x 73	900 x 600 x 1843	QNN_-243673BC	2,125
	36 x 24 x 65	900 x 600 x 1640	QNN_-243665BC	2,054
	36 x 24 x 57	900 x 600 x 1437	QNN_-243657BC	1,908
	36 x 24 x 49	900 x 600 x 1234	QNN_-243649BC	1,761
	<b>Specify the accent color (A, S).</b>			

Door options: change N in the code prefix to:  
Lexan (L) / Translucent (T) add \$1,036, Metal (M) add \$1,130.

	W x D x H (in)	W x D x H (mm)	Code	All Laminate (\$)
<b>Storage cabinets with lateral file</b>	<i>Lock on file drawers only. Suspension bars. 81" H: 3 adjustable shelves. 65"-73" H: 2 adjustable shelves. 57"-49" H: 1 adjustable shelf. 1 tone only.</i>			
	36 x 24 x 81	900 x 600 x 2046	QNN_-243681LFB	2,757
	36 x 24 x 73	900 x 600 x 1843	QNN_-243673LFB	2,563
	36 x 24 x 65	900 x 600 x 1640	QNN_-243665LFB	2,399
	36 x 24 x 57	900 x 600 x 1437	QNN_-243657LFB	2,206
	36 x 24 x 49	900 x 600 x 1234	QNN_-243649LFB	2,029
	<b>Specify the accent color (A, S).</b>			

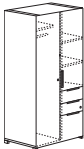
Door options: change N in the code prefix to:  
Lexan (L) / Translucent (T) add \$730, Metal (M) add \$930.



	W x D x H (in)	W x D x H (mm)	Code	All Laminate (\$)
<b>Wardrobe / storage cabinets</b> 	<i>2 box drawers, 1 file drawer with suspension bar. Clothes hanger bar and 1 fixed shelf on wardrobe side 18<sup>3</sup>/<sub>8</sub>" W (468 mm). One lock for drawers and one lock on full-height door. 81" H: 3 adjustable shelves. 65"-73" H: 2 adjustable shelves. 1 tone only.</i>			
	36 x 24 x 81	900 x 600 x 2046	<b>QNN_-243681UFB</b>	<b>2,918</b>
	36 x 24 x 73	900 x 600 x 1843	<b>QNN_-243673UFB</b>	<b>2,739</b>
	36 x 24 x 65	900 x 600 x 1640	<b>QNN_-243665UFB</b>	<b>2,553</b>

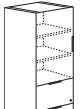
Specify the accent color (A, S).

Door options: change N in the code prefix to:  
Lexan (L) / Translucent (T) add \$864, Metal (M) add \$1,030.

	W x D x H (in)	W x D x H (mm)	Code	All Laminate (\$)
<b>Wardrobe / storage cabinets</b> 	<i>2 box drawers, 1 file drawer with suspension bar. Clothes hanger bar and 1 fixed shelf on wardrobe side 18<sup>3</sup>/<sub>8</sub>" W (468 mm). One lock for drawers and one lock on full-height door. 81" H: 3 adjustable shelves. 65"-73" H: 2 adjustable shelves. 1 tone only.</i>			
	36 x 24 x 81	900 x 600 x 2046	<b>QNN_-243681BUF</b>	<b>2,918</b>
	36 x 24 x 73	900 x 600 x 1843	<b>QNN_-243673BUF</b>	<b>2,739</b>
	36 x 24 x 65	900 x 600 x 1640	<b>QNN_-243665BUF</b>	<b>2,553</b>

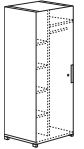
Specify the accent color (A, S).

Door options: change N in the code prefix to:  
Lexan (L) / Translucent (T) add \$864, Metal (M) add \$1,030.

	W x D x H (in)	W x D x H (mm)	Code	All Laminate (\$)
<b>Storage cabinets with lateral file</b> 	<i>One lock for file drawers. Suspension bars. Reversible door. 81" H: 3 adjustable shelves. 65"-73" H: 2 adjustable shelves. 1 tone only.</i>			
	24 x 24 x 81	600 x 600 x 2046	<b>QNN_-242481FB</b>	<b>2,195</b>
	24 x 24 x 73	600 x 600 x 1843	<b>QNN_-242473FB</b>	<b>2,099</b>
	24 x 24 x 65	600 x 600 x 1640	<b>QNN_-242465FB</b>	<b>2,020</b>

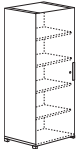
Specify the accent color (A, S).

Door options: change N in the code prefix to:  
Lexan (L) / Translucent (T) add \$362, Metal (M) add \$457.

	W x D x H (in)	W x D x H (mm)	Code	All Laminate (\$)
<b>Wardrobe / storage cabinets</b> 	<i>Clothes hanger bar and 1 fixed shelf on wardrobe side 9<sup>3</sup>/<sub>4</sub>" W (249 mm). Lock. Reversible door. 81" H: 5 adjustable shelves. 65"-73" H: 4 adjustable shelves. 57" H: 3 adjustable shelves. 49" H: 2 adjustable shelves. 1 tone only.</i>			
	24 x 24 x 81	600 x 600 x 2046	<b>QNN_-242481BC_</b>	<b>1,650</b>
	24 x 24 x 73	600 x 600 x 1843	<b>QNN_-242473BC_</b>	<b>1,575</b>
	24 x 24 x 65	600 x 600 x 1640	<b>QNN_-242465BC_</b>	<b>1,502</b>
	24 x 24 x 57	600 x 600 x 1437	<b>QNN_-242457BC_</b>	<b>1,423</b>
	24 x 24 x 49	600 x 600 x 1234	<b>QNN_-242449BC_</b>	<b>1,348</b>

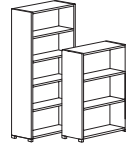
Specify the accent color (A, S). Specify the opening at the end of the code: on right (R) or on left (L).

Door options: change N in the code prefix to:  
Lexan (L) / Translucent (T) add \$532, Metal (M) add \$664.


	W x D x H (in)	W x D x H (mm)	Code	All Laminate (\$)
<b>Storage cabinets</b> 	<i>Lock. Reversible door. 81" H: 5 adjustable shelves. 65"-73" H: 4 adjustable shelves. 57" H: 3 adjustable shelves. 49" H: 2 adjustable shelves. 1 tone only.</i>			
	24 x 24 x 81	600 x 600 x 2046	<b>QNN_-242481B_</b>	<b>1,650</b>
	24 x 24 x 73	600 x 600 x 1843	<b>QNN_-242473B_</b>	<b>1,575</b>
	24 x 24 x 65	600 x 600 x 1640	<b>QNN_-242465B_</b>	<b>1,502</b>
	24 x 24 x 57	600 x 600 x 1437	<b>QNN_-242457B_</b>	<b>1,423</b>
	24 x 24 x 49	600 x 600 x 1234	<b>QNN_-242449B_</b>	<b>1,348</b>

Specify the accent color (A, S). Specify the opening at the end of the code: on right (R) or on left (L).

Door options: change N in the code prefix to:  
Lexan (L) / Translucent (T) add \$532, Metal (M) add \$664.


	W x D x H (in)	W x D x H (mm)	Code	All Laminate (\$)
<b>Open bookcases</b> 	<i>81" H: 4 adjustable shelves, 1 fixed at 29" H. 73" H: 3 adjustable shelves, 1 fixed at 29" H. 65" H: 4 adjustable shelves. 57" H: 3 adjustable shelves. 49" H: 2 adjustable shelves. 1 tone only.</i>			
	36 x 15 x 81	900 x 381 x 2046	<b>QNN_-B368116</b>	<b>1,296</b>
	36 x 15 x 73	900 x 381 x 1834	<b>QNN_-B367316</b>	<b>1,216</b>
	36 x 15 x 65	900 x 381 x 1640	<b>QNN_-B366516</b>	<b>1,125</b>
	36 x 15 x 57	900 x 381 x 1437	<b>QNN_-B365716</b>	<b>1,051</b>
	36 x 15 x 49	900 x 381 x 1234	<b>QNN_-B364916</b>	<b>970</b>

Specify the accent color (A, S).

	W x D x H (in)	W x D x H (mm)	Code	All Laminate (\$)
<b>Left personal bookcases</b> 	<i>1 box drawer, 2 file drawers with suspension bars. Adjustable shelf 57" H only. Wardrobe with clothes hanger bar 7<sup>1</sup>/<sub>4</sub>" W (187 mm). Lock for the two file drawers. Lock on door. 1 tone only.</i>			
	24 x 24 x 57	600 x 600 x 1437	<b>QNN_-PB242457</b>	<b>2,604</b>
	24 x 24 x 49	600 x 600 x 1234	<b>QNN_-PB242449</b>	<b>2,492</b>

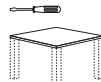
Specify the accent color (A, S).

Door options: change N in the code prefix to:  
Lexan (L) / Translucent (T) add \$266, Metal (M) add \$399.

	W x D x H (in)	W x D x H (mm)	Code	All Laminate (\$)
<b>Right personal bookcases</b> 	<i>1 box drawer, 2 file drawers with suspension bars. Adjustable shelf 57" H only. Wardrobe with clothes hanger bar 7<sup>1</sup>/<sub>4</sub>" W (187 mm). Lock for the two file drawers. Lock on door. 1 tone only.</i>			
	24 x 24 x 57	600 x 600 x 1437	<b>QNN_-P242457B</b>	<b>2,604</b>
	24 x 24 x 49	600 x 600 x 1234	<b>QNN_-P242449B</b>	<b>2,492</b>

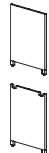
Specify the accent color (A, S).

Door options: change N in the code prefix to:  
Lexan (L) / Translucent (T) add \$266, Metal (M) add \$399.


	W x D x H (in)	W x D x H (mm)	Code	All Laminate (\$)	HPL Surfaces (\$)
<b>Tables</b> 	<i>3" square steel legs (carton of 4).</i>				
	48 x 48 x 1 <sup>1</sup> / <sub>2</sub>	1200 x 1200 x 38	<b>Q_M_-SQ48</b>	<b>1,828</b>	<b>2,094</b>
	42 x 42 x 1 <sup>1</sup> / <sub>2</sub>	1050 x 1050 x 38	<b>Q_M_-SQ42</b>	<b>1,716</b>	<b>1,933</b>

Specify the surface type (5, 6). Specify the accent color (A, S).

Packaged in 2 boxes.

	W x D x H (in)	W x D x H (mm)	Code	All Laminate (\$)	HPL Surfaces (\$)
<b>Additional full-width legs</b> 	<i>Full-width leg without wire access. 1 tone only</i>				
	30 x 1 x 27 <sup>1</sup> / <sub>2</sub>	748 x 25 x 698	<b>QNN_-L30</b>	—	<b>179</b>
	24 x 1 x 27 <sup>1</sup> / <sub>2</sub>	598 x 25 x 698	<b>QNN_-L24</b>	—	<b>167</b>
	<i>Full-width leg with wiring access. 1 tone only.</i>				
	30 x 1 x 27 <sup>1</sup> / <sub>2</sub>	748 x 25 x 698	<b>QNN_-L30D</b>	—	<b>179</b>
	24 x 1 x 27 <sup>1</sup> / <sub>2</sub>	598 x 25 x 698	<b>QNN_-L24D</b>	—	<b>167</b>

Specify the accent color (A, S).

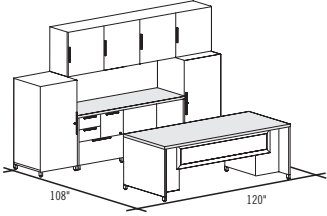
	W x D x H (in)	W x D x H (mm)	Code	All Laminate (\$)	HPL Surfaces (\$)
<b>Additional recessed leg</b> 	13 x 1 x 27 <sup>1</sup> / <sub>2</sub>	340 x 25 x 698	<b>QNN_-L12</b>	—	<b>139</b>

Specify the accent color (A, S).



# SUGGESTIONS

## Q \_\_\_-PLAN01



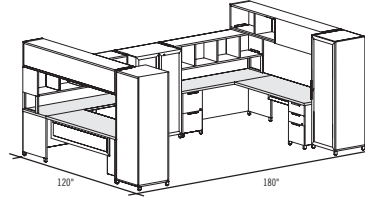
Plan shown in Quad Brochure:

**Q5TS-PLAN01** **\$11,065**

- 1 Q5TS-UFM3684FF
- 1 Q5NS-DT2472A
- 1 QNNS-1830COL
- 1 QNNS-242449BL
- 1 QNNS-242449BR
- 1 QNNS-E962416P
- 1 QNNS-HBZ
- 1 QNNS-HBS

Storage with Translucent doors (N), Translucent modesty panel (T), Silver accent (S).

## Q \_\_\_-PLAN04



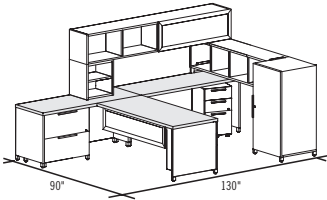
Plan shown in Quad Brochure:

**Q5TS-PLAN04** **\$23,911**

- 2 Q5NS-DT2472A
- 1 Q5TS-R3072UFM
- 1 Q5TS-UFM3072R
- 2 QNNS-P1518FFL
- 1 QNTS-242481BCL
- 1 QNTS-242481BCR
- 1 QNTS-243657B
- 2 QNNS-E962416C
- 2 QNNS-E722416
- 4 QNNS-HBU
- 1 QNNS-HB90R
- 1 QNNS-HB90L
- 2 QNNS-HSM12

Storage with Translucent doors (T), hutches with Laminate doors (N), Silver accent (S). Translucent modesty panel (T).

## Q \_\_\_-PLAN02



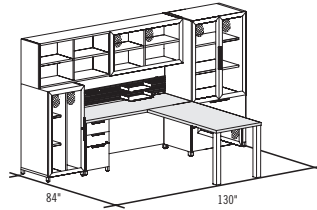
Plan shown in Quad Brochure:

**Q5MA-PLAN02** **\$12,373**

- 1 Q5TS-UFM3066R
- 2 Q5NS-DT2466B
- 1 QNNS-1830LFL
- 1 QNNS-MP1518UF
- 1 QNNS-SDVB1820
- 1 QNNS-242449BR
- 1 QNNS-E661616
- 1 QNTS-E841616C
- 1 QNNS-HBS
- 1 QNNS-HBU
- 1 QNNS-HSM4
- 1 QNNS-HB90L

Storage with Laminate door (N), hutches with Translucent doors (T), Translucent modesty panel (T), Silver accent (S).

## Q \_\_\_-PLAN05



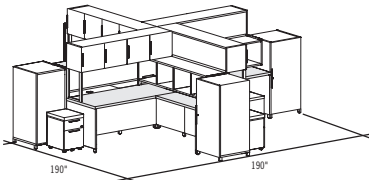
Plan shown in Quad Brochure:

**Q5TS-PLAN05** **\$13,190**

- 1 Q5MA-BUM3060
- 1 Q5NA-DT3072AQ
- 1 QNMA-242449BCL
- 1 QNMA-243673LFB
- 1 QNMA-E962416C
- 1 QNMA-P1518UFL
- 1 QNMA-HBS
- 1 QNMA-HBU
- 1 LGC-RA72A
- 1 LGC-SUPACA
- 2 LGC-RPT14A
- 1 LGC-RAS12A

Metal doors (M), Metal modesty panel (M), Anthracite Grey accent (A).

## Q \_\_\_-PLAN03



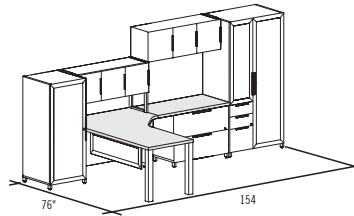
Plan shown in Quad Brochure:

**Q5TS-PLAN03** **\$31,500**

- 4 Q5NS-DT3072A
- 4 Q5NN-R2442S
- 4 QNNS-E721616P
- 4 QNNS-E721616
- 4 QNNS-242449BR
- 4 QNNS-MP1518UF
- 4 LGC-CU1518
- 4 QNNS-HSM20
- 4 QNNS-HBU
- 4 QNNS-HSM4
- 4 QNNS-HB90L

Laminate doors (N), Silver accent (S).

## Q \_\_\_-PLAN06



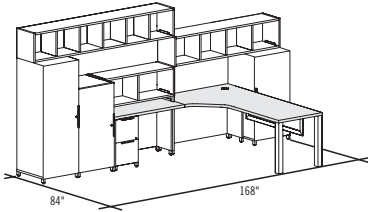
Plan shown in Quad Brochure:

**Q5TS-PLAN06** **\$13,032**

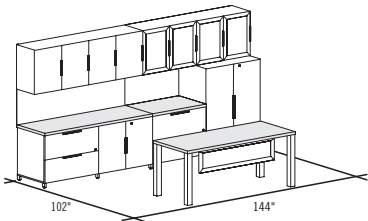
- 1 Q5TS-CBM784824Q
- 1 Q5NS-DT2448B
- 1 QNTS-243673UFB
- 1 QNNS-1836LFL
- 1 QNTS-242457BL
- 2 QNNS-E481616P
- 2 QNNS-HBU
- 1 QNNS-HBZ
- 1 QNNS-HSM12

Storage with Translucent doors (T), hutches with Laminate doors (N), Translucent modesty panel (T), Silver accent (S).

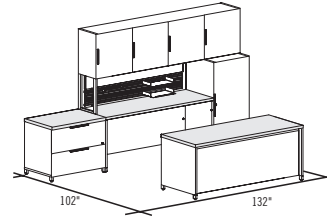
# SUGGESTIONS

**Q \_\_\_-PLAN07**

*Plan shown in Quad Brochure:*
**Q5TS-PLAN07** **\$12,561**

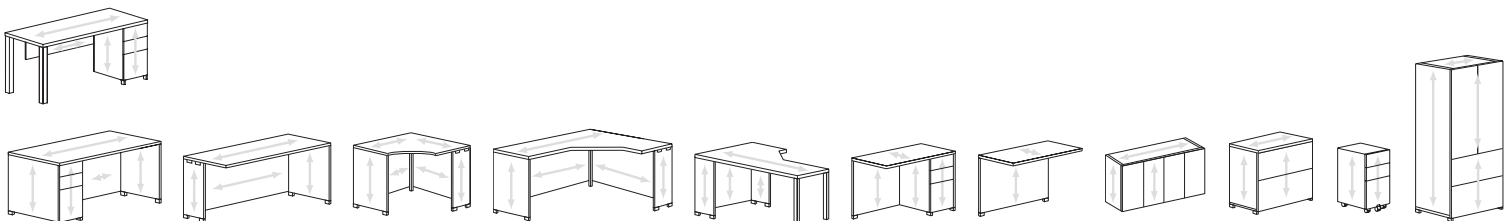
- 1 Q5TS-C4884BM24Q
- 1 Q5NS-DT2448B
- 1 QNNS-P1518FFL
- 1 QNNS-242449BL
- 1 QNNS-242465BCL
- 1 QNNS-242449BR
- 1 QNNN-E961616
- 1 QNNN-E481616
- 1 QNNN-E721616
- 2 QNNS-HBS
- 2 QNNS-HBZ
- 1 QNNS-HBU
- 1 QNNS-HSM4

**Storage with Laminate doors (N), Translucent modesty panel (T), Silver accent (S).**
**Q \_\_\_-PLAN08**

*Plan shown in Quad Brochure:*
**Q5TS-PLAN08** **\$13,827**

- 1 Q5TS-RTM3072Q
- 1 Q5NS-LF2472B
- 1 Q5NS-2436LF
- 1 QNNS-243649B
- 1 QNTS-EM722416P
- 1 QNNS-EM722416P
- 1 LGC-TK7221M
- 1 LGC-TK3621M

**1 hutch with Translucent doors (T) and 1 hutch and storage with Laminate doors (N), Translucent modesty panel (T), Silver accent (S).**
**Q \_\_\_-PLAN09**

*Plan shown in Quad Brochure:*
**Q5TS-PLAN05** **\$10,758**

- 1 Q5NS-UF3072FF
- 1 Q5NS-DT2472A
- 1 Q5NS-2436LF
- 1 QNNS-242449BCR
- 1 QNNS-E962416P
- 1 QNNS-HSM20
- 1 QNNS-HBS
- 1 LGC-SUPALS
- 1 LGC-TK7208S
- 1 LGC-RA72S
- 2 LGC-RPT14S
- 1 LGC-RAS12S

**Laminate doors (N), Silver accent (S).**
**TYPICAL WOOD GRAIN DIRECTION FOR QUAD:**




## EDGEBANDING

Furniture with 1" and 1½" (25 and 38 mm) thick tops.

### N Edge



Smooth, 1/8" (3 mm) thick edge.

The N edge is matched with the finish specified for the surface.

Furniture with 1½" (38 mm) thick tops.


### Textured 1 Edge



Textured, 5/32" (4 mm) thick edge.

The textured 1 and 2 edges are **available (and in matching color) ONLY** when a BUC, CCL, CER, DCH, ERH, HZN, RAS, SAH or TOM wood grain finish for the surface.


### Textured 2 Edge




## HANDLES



A – Arcade



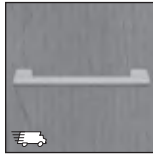
C – Cubic



K – Classic



W – Waterfall



Z – Straight

## LEGS



Q – Square



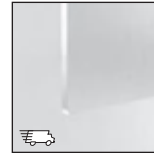
V – Round

## ALUMINUM KICKPLATE



M – Anodized Aluminum

## MODESTY PANELS / DOOR INSERTS

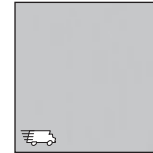


T – Translucent



X – Matrix

## ACCENT COLORS



S – Silver



A – Anthracite Grey

Exception: Furniture with doors or aluminum kickplate are available in Silver anodized aluminum only.

## CODIFICATION

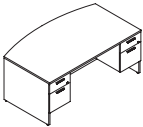
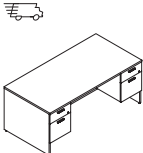
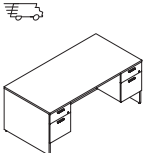
Series	Options			
	Thickness	Edgebanding	Handles / Legs	Accent color
M	1 Thermofused laminate 1"	N Smooth edge	A Arcade	A Anthracite Grey
	2 High-pressure laminate 1"	1 Textured edge	C Cubic	S Silver
	5 Thermofused laminate 1½"	2 Textured edge	K Classic	
	6 High-pressure laminate 1½"		W Waterfall	
			Z Straight	
			Q Square leg	
			V Round leg	

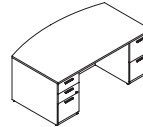
## READY TO SHIP IN 5 DAYS!

Several suggested layouts, components and accessories identified by this pictogram are part of the **Lacasse quick delivery program**.

Please refer to page 3 for complete program details.



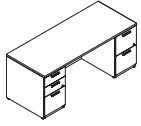
	W x D x H (in)	W x D x H (mm)	Code	All Laminate (\$)	HPL Surfaces (\$)
<b>Double pedestals bow front desks</b>  Aluminum kickplate option: specify M at the end of the code, add \$200.	2 pedestals with locks. 2 box drawers and 2 file drawers with suspension bars. Pencil tray. Recessed, full-height modesty panel.				
	72 x 42 x 29 3/8	1800 x 1050 x 744	M_N__-F4272FA	2,213	2,585
	66 x 36 x 29 3/8	1650 x 900 x 744	M_N__-F3666FA	2,065	2,413
	Specify the surface type (1, 2). Edge N. Specify the handle code (A, C, K, W, Z). Specify the accent color (A, S).				
<b>Double pedestal desks</b>  Aluminum kickplate option: specify M at the end of the code, add \$200.	2 pedestals with locks. 2 box drawers and 2 file drawers with suspension bars. Pencil tray. Recessed, full-height modesty panel.				
	72 x 42 x 29 3/8	1800 x 1050 x 757	M___-F4272FA	2,486	2,918
	66 x 36 x 29 3/8	1650 x 900 x 757	M___-F3666FA	2,339	2,747
	Specify the surface type (5, 6). Specify the edge (N, 1, 2). Specify the handle code (A, C, K, W, Z). Specify the accent color (A, S).				
<b>Double pedestal desks</b>  Aluminum kickplate option: specify M at the end of the code, add \$200.	2 pedestals with locks. 2 box drawers and 2 file drawers with suspension bars. Pencil tray. Recessed, full-height modesty panel.				
	72 x 36 x 29 3/8	1800 x 900 x 744	M_N__-F3672F	1,867	2,240
	66 x 30 x 29 3/8	1650 x 750 x 744	M_N__-F3066F	1,721	2,065
	60 x 30 x 29 3/8	1500 x 750 x 744	M_N__-F3060F	1,656	1,974
	Specify the surface type (1, 2). Edge N. Specify the handle code (A, C, K, W, Z). Specify the accent color (A, S).				

	W x D x H (in)	W x D x H (mm)	Code	All Laminate (\$)	HPL Surfaces (\$)
<b>Double pedestal desks (cont'd)</b> Aluminum kickplate option: specify M at the end of the code, add \$200.	2 pedestals with locks. 2 box drawers and 3 file drawers with suspension bars. Pencil tray. Recessed, full-height modesty panel.				
	72 x 36 x 29 3/8	1800 x 900 x 757	M___-F3672F	2,139	2,571
	66 x 30 x 29 3/8	1650 x 750 x 757	M___-F3066F	1,994	2,399
	60 x 30 x 29 3/8	1500 x 750 x 757	M___-F3060F	1,920	2,306
	Specify the surface type (5, 6). Specify the edge (N, 1, 2). Specify the handle code (A, C, K, W, Z). Specify the accent color (A, S).				
<b>Double pedestals bow front desks – low profile</b>  Aluminum kickplate option: specify M at the end of the code, add \$200.	2 pedestals with locks. 2 box drawers and 3 file drawers with suspension bars. Pencil tray. Recessed, full-height modesty panel.				
	72 x 42 x 29 3/8	1800 x 1050 x 744	M_N__-UF4272FFA	2,652	3,030
	66 x 36 x 29 3/8	1650 x 900 x 744	M_N__-UF3666FFA	2,513	2,858
	Specify the surface type (1, 2). Edge N. Specify the handle code (A, C, K, W, Z). Specify the accent color (A, S).				
<b>Double pedestal desks</b> Aluminum kickplate option: specify M at the end of the code, add \$200.	2 pedestals with locks. 2 box drawers and 3 file drawers with suspension bars. Pencil tray. Recessed, full-height modesty panel.				
	72 x 42 x 29 3/8	1800 x 1050 x 757	M___-UF4272FFA	2,924	3,356
	66 x 36 x 29 3/8	1650 x 900 x 757	M___-UF3666FFA	2,779	3,177
	Specify the surface type (5, 6). Specify the edge (N, 1, 2). Specify the handle code (A, C, K, W, Z). Specify the accent color (A, S).				



All Laminate (\$)  
HPL Surfaces (\$)

**Double pedestal desks – low profile**



Aluminum kickplate option: specify M at the end of the code, add \$200.

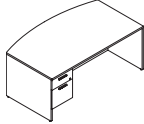
W x D x H (in)	W x D x H (mm)	Code	All Laminate (\$)	HPL Surfaces (\$)
<i>2 pedestals with locks. 2 box drawers and 3 file drawers with suspension bars. Pencil tray. Recessed, full-height modesty panel.</i>				
72 x 36 x 29 <sup>3</sup> / <sub>8</sub>	1800 x 900 x 744	M_N__-UF3672FF	2,306	2,685
66 x 30 x 29 <sup>3</sup> / <sub>8</sub>	1650 x 750 x 744	M_N__-UF3066FF	2,166	2,513
60 x 30 x 29 <sup>3</sup> / <sub>8</sub>	1500 x 750 x 744	M_N__-UF3060FF	2,087	2,419

Specify the surface type (1, 2). Edge N. Specify the handle code (A, C, K, W, Z). Specify the accent color (A, S).

72 x 36 x 29 <sup>3</sup> / <sub>8</sub>	1800 x 900 x 757	M____-UF3672FF	2,580	3,010
66 x 30 x 29 <sup>3</sup> / <sub>8</sub>	1650 x 750 x 757	M____-UF3066FF	2,432	2,831
60 x 30 x 29 <sup>3</sup> / <sub>8</sub>	1500 x 750 x 757	M____-UF3060FF	2,358	2,752

Specify the surface type (5, 6). Specify the edge (N, 1, 2). Specify the handle code (A, C, K, W, Z). Specify the accent color (A, S).

**Left single pedestals bow front desks**



Aluminum kickplate option: specify M at the end of the code, add \$200.

*1 pedestal on left with lock. 1 box drawer and 1 file drawer with suspension bar. Pencil tray. Recessed, full-height modesty panel.*

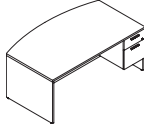
72 x 42 x 29 <sup>3</sup> / <sub>8</sub>	1800 x 1050 x 744	M_N_-F4272SA	1,848	2,147
66 x 36 x 29 <sup>3</sup> / <sub>8</sub>	1650 x 900 x 744	M_N_-F3666SA	1,701	1,968

Specify the surface type (1, 2). Edge N. Specify the handle code (A, C, K, W, Z). Specify the accent color (A, S).

72 x 42 x 29 <sup>3</sup> / <sub>8</sub>	1800 x 900 x 757	M____-F4272SA	2,087	2,438
66 x 36 x 29 <sup>3</sup> / <sub>8</sub>	1650 x 750 x 757	M____-F3666SA	1,939	2,266

Specify the surface type (5, 6). Specify the edge (N, 1, 2). Specify the handle code (A, C, K, W, Z). Specify the accent color (A, S).

**Right single pedestal bow front desks**



Aluminum kickplate option: specify M at the end of the code, add \$200.

*1 pedestal on right with lock. 1 box drawer and 1 file drawer with suspension bar. Pencil tray. Recessed, full-height modesty panel.*

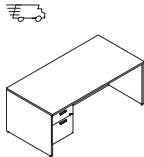
72 x 42 x 29 <sup>3</sup> / <sub>8</sub>	1800 x 1050 x 744	M_N_-S4272FA	1,848	2,147
66 x 36 x 29 <sup>3</sup> / <sub>8</sub>	1650 x 900 x 744	M_N_-S3666FA	1,701	1,968

Specify the surface type (1, 2). Edge N. Specify the handle code (A, C, K, W, Z). Specify the accent color (A, S).

72 x 42 x 29 <sup>3</sup> / <sub>8</sub>	1800 x 900 x 757	M____-S4272FA	2,087	2,438
66 x 36 x 29 <sup>3</sup> / <sub>8</sub>	1650 x 750 x 757	M____-S3666FA	1,939	2,266

Specify the surface type (5, 6). Specify the edge (N, 1, 2). Specify the handle code (A, C, K, W, Z). Specify the accent color (A, S).

**Left single pedestal desks**



Aluminum kickplate option: specify M at the end of the code, add \$200.

*1 pedestal on left with lock. 1 box drawer and 1 file drawer with suspension bar. Pencil tray. Recessed, full-height modesty panel.*

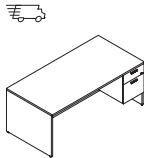
72 x 36 x 29 <sup>3</sup> / <sub>8</sub>	1800 x 900 x 744	M_N_-F3672S	1,502	1,801
66 x 30 x 29 <sup>3</sup> / <sub>8</sub>	1650 x 750 x 744	M_N_-F3066S	1,353	1,622
60 x 30 x 29 <sup>3</sup> / <sub>8</sub>	1500 x 750 x 744	M_N_-F3060S	1,284	1,541

Specify the surface type (1, 2). Edge N. Specify the handle code (A, C, K, W, Z). Specify the accent color (A, S).

72 x 36 x 29 <sup>3</sup> / <sub>8</sub>	1800 x 900 x 757	M____-F3672S	1,741	2,094
66 x 30 x 29 <sup>3</sup> / <sub>8</sub>	1650 x 750 x 757	M____-F3066S	1,595	1,920
60 x 30 x 29 <sup>3</sup> / <sub>8</sub>	1500 x 750 x 757	M____-F3060S	1,536	1,840

Specify the surface type (5, 6). Specify the edge (N, 1, 2). Specify the handle code (A, C, K, W, Z). Specify the accent color (A, S).

**Right single pedestal desks**



Aluminum kickplate option: specify M at the end of the code, add \$200.

*1 pedestal on right with lock. 1 box drawer and 1 file drawer with suspension bar. Pencil tray. Recessed, full-height modesty panel.*

72 x 36 x 29 <sup>3</sup> / <sub>8</sub>	1800 x 900 x 744	M_N_-S3672F	1,502	1,801
66 x 30 x 29 <sup>3</sup> / <sub>8</sub>	1650 x 750 x 744	M_N_-S3066F	1,353	1,622
60 x 30 x 29 <sup>3</sup> / <sub>8</sub>	1500 x 750 x 744	M_N_-S3060F	1,284	1,541

Specify the surface type (1, 2). Edge N. Specify the handle code (A, C, K, W, Z). Specify the accent color (A, S).



All Laminate (\$)  
HPL Surfaces (\$)

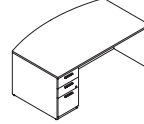
**Right single pedestal desks (cont'd)**

Aluminum kickplate option: specify M at the end of the code, add \$200.

W x D x H (in)	W x D x H (mm)	Code	All Laminate (\$)	HPL Surfaces (\$)
72 x 36 x 29 <sup>3</sup> / <sub>8</sub>	1800 x 900 x 757	M____-S3672F	1,741	2,094
66 x 30 x 29 <sup>3</sup> / <sub>8</sub>	1650 x 750 x 757	M____-S3066F	1,595	1,920
60 x 30 x 29 <sup>3</sup> / <sub>8</sub>	1500 x 750 x 757	M____-S3060F	1,536	1,840

Specify the surface type (5, 6). Specify the edge (N, 1, 2). Specify the handle code (A, C, K, W, Z). Specify the accent color (A, S).

**Left single pedestals bow front desks – low profile**



Aluminum kickplate option: specify M at the end of the code, add \$200.

*1 pedestal on left with lock. 2 box drawers and 1 file drawer with suspension bar. Pencil tray. Recessed, full-height modesty panel.*

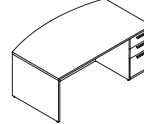
72 x 42 x 29 <sup>3</sup> / <sub>8</sub>	1800 x 1050 x 744	M_N_-UF4272SA	2,065	2,373
66 x 36 x 29 <sup>3</sup> / <sub>8</sub>	1650 x 900 x 744	M_N_-UF3666SA	1,920	2,195

Specify the surface type (1, 2). Edge N. Specify the handle code (A, C, K, W, Z). Specify the accent color (A, S).

72 x 42 x 29 <sup>3</sup> / <sub>8</sub>	1800 x 1050 x 757	M____-UF4272SA	2,306	2,661
66 x 36 x 29 <sup>3</sup> / <sub>8</sub>	1650 x 900 x 757	M____-UF3666SA	2,166	2,486

Specify the surface type (5, 6). Specify the edge (N, 1, 2). Specify the handle code (A, C, K, W, Z). Specify the accent color (A, S).

**Right single pedestal bow front desks – low profile**



Aluminum kickplate option: specify M at the end of the code, add \$200.

*1 pedestal on right with lock. 2 box drawers and 1 file drawer with suspension bar. Pencil tray. Recessed, full-height modesty panel.*

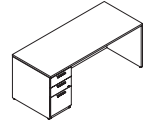
72 x 42 x 29 <sup>3</sup> / <sub>8</sub>	1800 x 1050 x 744	M_N_-S4272UFA	2,065	2,373
66 x 36 x 29 <sup>3</sup> / <sub>8</sub>	1650 x 900 x 744	M_N_-S3666UFA	1,920	2,195

Specify the surface type (1, 2). Edge N. Specify the handle code (A, C, K, W, Z). Specify the accent color (A, S).

72 x 42 x 29 <sup>3</sup> / <sub>8</sub>	1800 x 1050 x 757	M____-S4272UFA	2,306	2,661
66 x 36 x 29 <sup>3</sup> / <sub>8</sub>	1650 x 900 x 757	M____-S3666UFA	2,166	2,486

Specify the surface type (5, 6). Specify the edge (N, 1, 2). Specify the handle code (A, C, K, W, Z). Specify the accent color (A, S).

**Left single pedestal desks – low profile**



Aluminum kickplate option: specify M at the end of the code, add \$200.

*1 pedestal on left with lock. 2 box drawers and 1 file drawer with suspension bar. Pencil tray. Recessed, full-height modesty panel.*

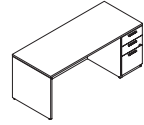
72 x 36 x 29 <sup>3</sup> / <sub>8</sub>	1800 x 900 x 744	M_N_-UF3672S	1,721	2,029
66 x 30 x 29 <sup>3</sup> / <sub>8</sub>	1650 x 750 x 744	M_N_-UF3066S	1,575	1,848
60 x 30 x 29 <sup>3</sup> / <sub>8</sub>	1500 x 750 x 744	M_N_-UF3060S	1,502	1,755

Specify the surface type (1, 2). Edge N. Specify the handle code (A, C, K, W, Z). Specify the accent color (A, S).

72 x 36 x 29 <sup>3</sup> / <sub>8</sub>	1800 x 900 x 757	M____-UF3672S	1,960	2,313
66 x 30 x 29 <sup>3</sup> / <sub>8</sub>	1650 x 750 x 757	M____-UF3066S	1,823	2,139
60 x 30 x 29 <sup>3</sup> / <sub>8</sub>	1500 x 750 x 757	M____-UF3060S	1,747	2,059

Specify the surface type (5, 6). Specify the edge (N, 1, 2). Specify the handle code (A, C, K, W, Z). Specify the accent color (A, S).

**Right single pedestal desks – low profile**



Aluminum kickplate option: specify M at the end of the code, add \$200.

*1 pedestal on right with lock. 2 box drawers and 1 file drawer with suspension bar. Pencil tray. Recessed, full-height modesty panel.*

72 x 36 x 29 <sup>3</sup> / <sub>8</sub>	1800 x 900 x 744	M_N_-S3672UF	1,721	2,029
66 x 30 x 29 <sup>3</sup> / <sub>8</sub>	1650 x 750 x 744	M_N_-S3066UF	1,575	1,848
60 x 30 x 29 <sup>3</sup> / <sub>8</sub>	1500 x 750 x 744	M_N_-S3060UF	1,502	1,755

Specify the surface type (1, 2). Edge N. Specify the handle code (A, C, K, W, Z). Specify the accent color (A, S).

72 x 36 x 29 <sup>3</sup> / <sub>8</sub>	1800 x 900 x 757	M____-S3672UF	1,960	2,313
66 x 30 x 29 <sup>3</sup> / <sub>8</sub>	1650 x 750 x 757	M____-S3066UF	1,823	2,139
60 x 30 x 29 <sup>3</sup> / <sub>8</sub>	1500 x 750 x 757	M____-S3060UF	1,747	2,059

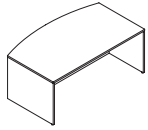
Specify the surface type (5, 6). Specify the edge (N, 1, 2). Specify the handle code (A, C, K, W, Z). Specify the accent color (A, S).





All Laminate (\$)  
HPL Surfaces (\$)

**Bow front desk shells**



Aluminum kickplate option: specify M at the end of the code, add \$200.

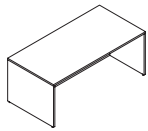
W x D x H (in)	W x D x H (mm)	Code	All Laminate (\$)	HPL Surfaces (\$)
<i>Recessed, full-height modesty panel. Can accommodate 1 or 2 pedestals.</i>				
72 x 42 x 29 <sup>3</sup> / <sub>8</sub>	1800 x 1050 x 744	M_NNN-TDM4272A	1,404	1,794
66 x 36 x 29 <sup>3</sup> / <sub>8</sub>	1650 x 900 x 744	M_NNN-TDM3666A	1,262	1,661

Specify the surface type (1, 2). Edge N.

72 x 42 x 29 <sup>3</sup> / <sub>8</sub>	1800 x 1050 x 757	M_NN-TDM4272A	1,548	2,006
66 x 36 x 29 <sup>3</sup> / <sub>8</sub>	1650 x 900 x 757	M_NN-TDM3666A	1,409	1,867

Specify the surface type (5, 6). Specify the edge (N, 1, 2).

**Rectangular desk shells**



Aluminum kickplate option: specify M at the end of the code, add \$200.

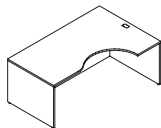
W x D x H (in)	W x D x H (mm)	Code	All Laminate (\$)	HPL Surfaces (\$)
<i>Recessed, full-height modesty panel. Can accommodate 1 or 2 pedestals.</i>				
72 x 36 x 29 <sup>3</sup> / <sub>8</sub>	1800 x 900 x 744	M_NNN-TDM3672	991	1,383
66 x 30 x 29 <sup>3</sup> / <sub>8</sub>	1650 x 750 x 744	M_NNN-TDM3066	878	1,229
60 x 30 x 29 <sup>3</sup> / <sub>8</sub>	1500 x 750 x 744	M_NNN-TDM3060	842	1,183

Specify the surface type (1, 2). Edge N.

72 x 36 x 29 <sup>3</sup> / <sub>8</sub>	1800 x 900 x 757	M_NN-TDM3672	1,137	1,588
66 x 30 x 29 <sup>3</sup> / <sub>8</sub>	1650 x 750 x 757	M_NN-TDM3066	1,024	1,433
60 x 30 x 29 <sup>3</sup> / <sub>8</sub>	1500 x 750 x 757	M_NN-TDM3060	991	1,383

Specify the surface type (5, 6). Specify the edge (N, 1, 2).

**Left corner desks**



Aluminum kickplate option: specify M at the end of the code, add \$200.

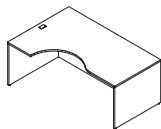
W x D x H (in)	W x D x H (mm)	Code	All Laminate (\$)	HPL Surfaces (\$)
<i>Recessed, full-height modesty panel. Can accommodate 1 pedestal. 1 grommet.</i>				
72 x 48 x 29 <sup>3</sup> / <sub>8</sub>	1800 x 1200 x 744	M_NN-CDM724818	1,216	1,828
66 x 48 x 29 <sup>3</sup> / <sub>8</sub>	1650 x 1200 x 744	M_NN-CDM664818	1,142	1,716

Specify the surface type (1, 2). Edge N. Specify the accent color (A, S).

72 x 48 x 29 <sup>3</sup> / <sub>8</sub>	1800 x 1200 x 757	M_N-CDM724818	1,388	2,087
66 x 48 x 29 <sup>3</sup> / <sub>8</sub>	1650 x 1200 x 757	M_N-CDM664818	1,324	1,974

Specify the surface type (5, 6). Specify the edge (N, 1, 2). Specify the accent color (A, S).

**Right corner desks**



Aluminum kickplate option: specify M at the end of the code, add \$200.

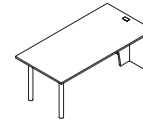
W x D x H (in)	W x D x H (mm)	Code	All Laminate (\$)	HPL Surfaces (\$)
<i>Recessed, full-height modesty panel. Can accommodate 1 pedestal. 1 grommet.</i>				
72 x 48 x 29 <sup>3</sup> / <sub>8</sub>	1800 x 1200 x 744	M_NN-CDM184872	1,216	1,828
66 x 48 x 29 <sup>3</sup> / <sub>8</sub>	1650 x 1200 x 744	M_NN-CDM184866	1,142	1,716

Specify the surface type (1, 2). Edge N. Specify the accent color (A, S).

72 x 48 x 29 <sup>3</sup> / <sub>8</sub>	1800 x 1200 x 757	M_N-CDM184872	1,388	2,087
66 x 48 x 29 <sup>3</sup> / <sub>8</sub>	1650 x 1200 x 757	M_N-CDM184866	1,324	1,974

Specify the surface type (5, 6). Specify the edge (N, 1, 2). Specify the accent color (A, S).

**Rectangular tables**



Packaged in 2 boxes.

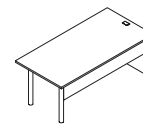
W x D x H (in)	W x D x H (mm)	Code	All Laminate (\$)	HPL Surfaces (\$)
<i>2 steel legs. 1 grommet.</i>				
72 x 36 x 29 <sup>3</sup> / <sub>8</sub>	1800 x 900 x 744	M_N-RT3672	975	1,369
72 x 30 x 29 <sup>3</sup> / <sub>8</sub>	1800 x 750 x 744	M_N-RT3072	918	1,301
66 x 30 x 29 <sup>3</sup> / <sub>8</sub>	1650 x 750 x 744	M_N-RT3066	890	1,252
60 x 30 x 29 <sup>3</sup> / <sub>8</sub>	1500 x 750 x 744	M_N-RT3060	869	1,222

Specify the surface type (1, 2). Edge N. Specify the leg code (Q, V). Specify the accent color (A, S).

72 x 36 x 29 <sup>3</sup> / <sub>8</sub>	1800 x 900 x 757	M-RT3672	1,242	1,741
72 x 30 x 29 <sup>3</sup> / <sub>8</sub>	1800 x 750 x 757	M-RT3072	1,191	1,661
66 x 30 x 29 <sup>3</sup> / <sub>8</sub>	1650 x 750 x 757	M-RT3066	1,142	1,595
60 x 30 x 29 <sup>3</sup> / <sub>8</sub>	1500 x 750 x 757	M-RT3060	1,101	1,553

Specify the surface type (5, 6). Specify the edge (N, 1, 2). Specify the leg code (Q, V). Specify the accent color (A, S).

**Rectangular tables with laminate modesty panel**



Packaged in 2 boxes.

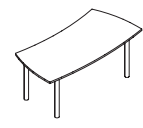
W x D x H (in)	W x D x H (mm)	Code	All Laminate (\$)	HPL Surfaces (\$)
<i>Reversible. Half-height laminate modesty panel. 2 steel legs. 1 grommet.</i>				
72 x 36 x 29 <sup>3</sup> / <sub>8</sub>	1800 x 900 x 744	M_N-RTM3672	1,024	1,415
72 x 30 x 29 <sup>3</sup> / <sub>8</sub>	1800 x 750 x 744	M_N-RTM3072	984	1,342
66 x 30 x 29 <sup>3</sup> / <sub>8</sub>	1650 x 750 x 744	M_N-RTM3066	938	1,301
60 x 30 x 29 <sup>3</sup> / <sub>8</sub>	1500 x 750 x 744	M_N-RTM3060	918	1,262

Specify the surface type (1, 2). Edge N. Specify the leg code (Q, V). Specify the accent color (A, S).

72 x 36 x 29 <sup>3</sup> / <sub>8</sub>	1800 x 900 x 757	M-RTM3672	1,301	1,794
72 x 30 x 29 <sup>3</sup> / <sub>8</sub>	1800 x 750 x 757	M-RTM3072	1,229	1,701
66 x 30 x 29 <sup>3</sup> / <sub>8</sub>	1650 x 750 x 757	M-RTM3066	1,191	1,635
60 x 30 x 29 <sup>3</sup> / <sub>8</sub>	1500 x 750 x 757	M-RTM3060	1,150	1,595

Specify the surface type (5, 6). Specify the edge (N, 1, 2). Specify the leg code (Q, V). Specify the accent color (A, S).

**Rainbow tables**



Packaged in 2 boxes.

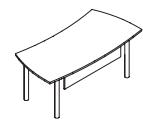
W x D x H (in)	W x D x H (mm)	Code	All Laminate (\$)	HPL Surfaces (\$)
<i>4 steel legs.</i>				
72 x 36 x 29 <sup>3</sup> / <sub>8</sub>	1800 x 900 x 744	M_N-RBT3672	1,210	1,696
66 x 36 x 29 <sup>3</sup> / <sub>8</sub>	1650 x 900 x 744	M_N-RBT3666	1,057	1,483
60 x 30 x 29 <sup>3</sup> / <sub>8</sub>	1500 x 750 x 744	M_N-RBT3060	1,010	1,369

Specify the surface type (1, 2). Edge N. Specify the leg code (Q, V). Specify the accent color (A, S).

72 x 36 x 29 <sup>3</sup> / <sub>8</sub>	1800 x 900 x 757	M-RBT3672	1,324	1,848
66 x 36 x 29 <sup>3</sup> / <sub>8</sub>	1650 x 900 x 757	M-RBT3666	1,268	1,787
60 x 30 x 29 <sup>3</sup> / <sub>8</sub>	1500 x 750 x 757	M-RBT3060	1,191	1,601

Specify the surface type (5, 6). Specify the edge (N, 1, 2). Specify the leg code (Q, V). Specify the accent color (A, S).

**Rainbow tables with modesty panel**



Modesty panel options, change M to:  
T Translucent, add \$332;  
X Matrix, add \$532.  
Packaged in 2 boxes.

W x D x H (in)	W x D x H (mm)	Code	All Laminate (\$)	HPL Surfaces (\$)
<i>Half-height laminate modesty panel. 4 steel legs.</i>				
72 x 36 x 29 <sup>3</sup> / <sub>8</sub>	1800 x 900 x 744	M_N-RBTM3672	1,428	1,915
66 x 36 x 29 <sup>3</sup> / <sub>8</sub>	1650 x 900 x 744	M_N-RBTM3666	1,268	1,701
60 x 30 x 29 <sup>3</sup> / <sub>8</sub>	1500 x 750 x 744	M_N-RBTM3060	1,229	1,588

Specify the surface type (1, 2). Edge N. Specify the leg code (Q, V). Specify the accent color (A, S).

72 x 36 x 29 <sup>3</sup> / <sub>8</sub>	1800 x 900 x 757	M-RBTM3672	1,541	2,065
66 x 36 x 29 <sup>3</sup> / <sub>8</sub>	1650 x 900 x 757	M-RBTM3666	1,495	2,006
60 x 30 x 29 <sup>3</sup> / <sub>8</sub>	1500 x 750 x 757	M-RBTM3060	1,409	1,828

Specify the surface type (5, 6). Specify the edge (N, 1, 2). Specify the leg code (Q, V). Specify the accent color (A, S).





All  
Laminate  
(\$)  
HPL  
Surfaces  
(\$)

	W x D x H (in)	W x D x H (mm)	Code	All Laminate (\$)	HPL Surfaces (\$)
<b>Left ellipse tables</b>	<i>2 steel legs. 1 grommet.</i>				
	72 x 48 x 29 <sup>3</sup> / <sub>8</sub>	1800 x 1200 x 744	M_N__-CT724818	1,462	2,054
	66 x 48 x 29 <sup>3</sup> / <sub>8</sub>	1650 x 1200 x 744	M_N__-CT664818	1,428	2,000
	60 x 48 x 29 <sup>3</sup> / <sub>8</sub>	1500 x 1200 x 744	M_N__-CT604818	1,388	1,947
	<b>Specify the surface type (1, 2). Edge N. Specify the leg code (Q, V). Specify the accent color (A, S).</b>				
	72 x 48 x 29 <sup>7</sup> / <sub>8</sub>	1800 x 1200 x 757	M____-CT724818	1,794	2,518
	66 x 48 x 29 <sup>7</sup> / <sub>8</sub>	1650 x 1200 x 757	M____-CT664818	1,736	2,432
	60 x 48 x 29 <sup>7</sup> / <sub>8</sub>	1500 x 1200 x 757	M____-CT604818	1,681	2,353
	<b>Specify the surface type (5, 6). Specify the edge (N, 1, 2). Specify the leg code (Q, V). Specify the accent color (A, S).</b>				

	W x D x H (in)	W x D x H (mm)	Code	All Laminate (\$)	HPL Surfaces (\$)
<b>Right ellipse tables</b>	<i>2 steel legs. 1 grommet.</i>				
	72 x 48 x 29 <sup>3</sup> / <sub>8</sub>	1800 x 1200 x 744	M_N__-CT184872	1,462	2,054
	66 x 48 x 29 <sup>3</sup> / <sub>8</sub>	1650 x 1200 x 744	M_N__-CT184866	1,428	2,000
	60 x 48 x 29 <sup>3</sup> / <sub>8</sub>	1500 x 1200 x 744	M_N__-CT184860	1,388	1,947
	<b>Specify the surface type (1, 2). Edge N. Specify the leg code (Q, V). Specify the accent color (A, S).</b>				
	72 x 48 x 29 <sup>7</sup> / <sub>8</sub>	1800 x 1200 x 757	M____-CT184872	1,794	2,518
	66 x 48 x 29 <sup>7</sup> / <sub>8</sub>	1650 x 1200 x 757	M____-CT184866	1,736	2,432
	60 x 48 x 29 <sup>7</sup> / <sub>8</sub>	1500 x 1200 x 757	M____-CT184860	1,681	2,353
	<b>Specify the surface type (5, 6). Specify the edge (N, 1, 2). Specify the leg code (Q, V). Specify the accent color (A, S).</b>				

	W x D x H (in)	W x D x H (mm)	Code	All Laminate (\$)	HPL Surfaces (\$)
<b>Left ellipse tables with laminate modesty panel</b>	<i>Half-height laminate modesty panel. 2 steel legs. 1 grommet.</i>				
	72 x 48 x 29 <sup>3</sup> / <sub>8</sub>	1800 x 1200 x 744	M_N__-CTM724818	1,541	2,120
	66 x 48 x 29 <sup>3</sup> / <sub>8</sub>	1650 x 1200 x 744	M_N__-CTM664818	1,502	2,073
	60 x 48 x 29 <sup>3</sup> / <sub>8</sub>	1500 x 1200 x 744	M_N__-CTM604818	1,462	2,029
	<b>Specify the surface type (1, 2). Edge N. Specify the leg code (Q, V). Specify the accent color (A, S).</b>				
	72 x 48 x 29 <sup>7</sup> / <sub>8</sub>	1800 x 1200 x 757	M____-CTM724818	1,867	2,585
	66 x 48 x 29 <sup>7</sup> / <sub>8</sub>	1650 x 1200 x 757	M____-CTM664818	1,807	2,513
	60 x 48 x 29 <sup>7</sup> / <sub>8</sub>	1500 x 1200 x 757	M____-CTM604818	1,747	2,427
	<b>Specify the surface type (5, 6). Specify the edge (N, 1, 2). Specify the leg code (Q, V). Specify the accent color (A, S).</b>				

	W x D x H (in)	W x D x H (mm)	Code	All Laminate (\$)	HPL Surfaces (\$)
<b>Right ellipse tables with laminate modesty panel</b>	<i>Half-height laminate modesty panel. 2 steel legs. 1 grommet.</i>				
	72 x 48 x 29 <sup>3</sup> / <sub>8</sub>	1800 x 1200 x 744	M_N__-CTM184872	1,541	2,120
	66 x 48 x 29 <sup>3</sup> / <sub>8</sub>	1650 x 1200 x 744	M_N__-CTM184866	1,502	2,073
	60 x 48 x 29 <sup>3</sup> / <sub>8</sub>	1500 x 1200 x 744	M_N__-CTM184860	1,462	2,029
	<b>Specify the surface type (1, 2). Edge N. Specify the leg code (Q, V). Specify the accent color (A, S).</b>				
	72 x 48 x 29 <sup>7</sup> / <sub>8</sub>	1800 x 1200 x 757	M____-CTM184872	1,867	2,585
	66 x 48 x 29 <sup>7</sup> / <sub>8</sub>	1650 x 1200 x 757	M____-CTM184866	1,807	2,513
	60 x 48 x 29 <sup>7</sup> / <sub>8</sub>	1500 x 1200 x 757	M____-CTM184860	1,747	2,427
	<b>Specify the surface type (5, 6). Specify the edge (N, 1, 2). Specify the leg code (Q, V). Specify the accent color (A, S).</b>				

	W x D x H (in)	W x D x H (mm)	Code	All Laminate (\$)	HPL Surfaces (\$)
<b>Y-shape tables</b>	<i>2 steel legs. 1 grommet.</i>				
	72 x 42 x 29 <sup>3</sup> / <sub>8</sub>	1800 x 1050 x 744	M_N__-YT3672	1,142	1,601
	66 x 42 x 29 <sup>3</sup> / <sub>8</sub>	1650 x 1050 x 744	M_N__-YT3666	1,109	1,560
	60 x 42 x 29 <sup>3</sup> / <sub>8</sub>	1500 x 1050 x 744	M_N__-YT3660	1,085	1,523
	<b>Specify the surface type (1, 2). Edge N. Specify the leg code (Q, V). Specify the accent color (A, S).</b>				
	72 x 42 x 29 <sup>7</sup> / <sub>8</sub>	1800 x 1050 x 757	M____-YT3672	1,462	2,054
	66 x 42 x 29 <sup>7</sup> / <sub>8</sub>	1650 x 1050 x 757	M____-YT3666	1,423	1,994
	60 x 42 x 29 <sup>7</sup> / <sub>8</sub>	1500 x 1050 x 757	M____-YT3660	1,376	1,933
	<b>Specify the surface type (5, 6). Specify the edge (N, 1, 2). Specify the leg code (Q, V). Specify the accent color (A, S).</b>				



All  
Laminate  
(\$)  
HPL  
Surfaces  
(\$)

	W x D x H (in)	W x D x H (mm)	Code	All Laminate (\$)	HPL Surfaces (\$)
<b>Y-shape tables with modesty panel</b>	<i>Reversible. Half-height laminate modesty panel. 2 steel legs. 1 grommet.</i>				
	72 x 42 x 29 <sup>3</sup> / <sub>8</sub>	1800 x 1050 x 744	M_N__-YTM3672	1,204	1,667
	66 x 42 x 29 <sup>3</sup> / <sub>8</sub>	1650 x 1050 x 744	M_N__-YTM3666	1,175	1,615
	60 x 42 x 29 <sup>3</sup> / <sub>8</sub>	1500 x 1050 x 744	M_N__-YTM3660	1,142	1,582
	<b>Specify the surface type (1, 2). Edge N. Specify the leg code (Q, V). Specify the accent color (A, S).</b>				
	72 x 42 x 29 <sup>7</sup> / <sub>8</sub>	1800 x 1050 x 757	M____-YTM3672	1,523	2,104
	66 x 42 x 29 <sup>7</sup> / <sub>8</sub>	1650 x 1050 x 757	M____-YTM3666	1,483	2,054
	60 x 42 x 29 <sup>7</sup> / <sub>8</sub>	1500 x 1050 x 757	M____-YTM3660	1,433	1,994
	<b>Specify the surface type (5, 6). Specify the edge (N, 1, 2). Specify the leg code (Q, V). Specify the accent color (A, S).</b>				

	W x D x H (in)	W x D x H (mm)	Code	All Laminate (\$)	HPL Surfaces (\$)
<b>Rectangular surfaces</b>	<i>2 steel legs. Reinforcement bar included with 60" long surfaces (1" thick top only).</i>				
	72 x 36 x 29 <sup>3</sup> / <sub>8</sub>	1800 x 900 x 744	M_N__-RS3672	957	1,288
	72 x 30 x 29 <sup>3</sup> / <sub>8</sub>	1800 x 750 x 744	M_N__-RS3072	819	1,090
	66 x 30 x 29 <sup>3</sup> / <sub>8</sub>	1650 x 750 x 744	M_N__-RS3066	764	1,051
	60 x 30 x 29 <sup>3</sup> / <sub>8</sub>	1500 x 750 x 744	M_N__-RS3060	730	1,010
	<b>Specify the surface type (1, 2). Edge N. Specify the leg code (Q, V). Specify the accent color (A, S).</b>				
	72 x 36 x 29 <sup>7</sup> / <sub>8</sub>	1800 x 900 x 757	M____-RS3672	1,024	1,433
	72 x 30 x 29 <sup>7</sup> / <sub>8</sub>	1800 x 750 x 757	M____-RS3072	957	1,329
	66 x 30 x 29 <sup>7</sup> / <sub>8</sub>	1650 x 750 x 757	M____-RS3066	930	1,307
	60 x 30 x 29 <sup>7</sup> / <sub>8</sub>	1500 x 750 x 757	M____-RS3060	890	1,252
	<b>Specify the surface type (5, 6). Specify the edge (N, 1, 2). Specify the leg code (Q, V). Specify the accent color (A, S).</b>				

	W x D x H (in)	W x D x H (mm)	Code	All Laminate (\$)	HPL Surfaces (\$)
<b>Rectangular surfaces with modesty panel</b>	<i>Reversible. Half-height laminate modesty panel. 2 steel legs. Reinforcement bar included with 60" long surfaces (1" thick top only).</i>				
	72 x 36 x 29 <sup>3</sup> / <sub>8</sub>	1800 x 900 x 744	M_N__-RSM3672	1,175	1,495
	72 x 30 x 29 <sup>3</sup> / <sub>8</sub>	1800 x 750 x 744	M_N__-RSM3072	1,030	1,317
	66 x 30 x 29 <sup>3</sup> / <sub>8</sub>	1650 x 750 x 744	M_N__-RSM3066	998	1,268
	60 x 30 x 29 <sup>3</sup> / <sub>8</sub>	1500 x 750 x 744	M_N__-RSM3060	964	1,235
	<b>Specify the surface type (1, 2). Edge N. Specify the leg code (Q, V). Specify the accent color (A, S).</b>				
	72 x 36 x 29 <sup>7</sup> / <sub>8</sub>	1800 x 900 x 757	M____-RSM3672	1,242	1,661
	72 x 30 x 29 <sup>7</sup> / <sub>8</sub>	1800 x 750 x 757	M____-RSM3072	1,175	1,548
	66 x 30 x 29 <sup>7</sup> / <sub>8</sub>	1650 x 750 x 757	M____-RSM3066	1,150	1,523
	60 x 30 x 29 <sup>7</sup> / <sub>8</sub>	1500 x 750 x 757	M____-RSM3060	1,109	1,473
	<b>Specify the surface type (5, 6). Specify the edge (N, 1, 2). Specify the leg code (Q, V). Specify the accent color (A, S).</b>				

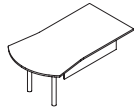
	W x D x H (in)	W x D x H (mm)	Code	All Laminate (\$)	HPL Surfaces (\$)
<b>Y-shape surfaces</b>	<i>2 steel legs.</i>				
	72 x 42 x 29 <sup>3</sup> / <sub>8</sub>	1800 x 1050 x 744	M_N__-YS3672	991	1,495
	66 x 42 x 29 <sup>3</sup> / <sub>8</sub>	1650 x 1050 x 744	M_N__-YS3666	852	1,197
	60 x 42 x 29 <sup>3</sup> / <sub>8</sub>	1500 x 1050 x 744	M_N__-YS3660	824	1,150
	<b>Specify the surface type (1, 2). Edge N. Specify the leg code (Q, V). Specify the accent color (A, S).</b>				
	72 x 42 x 29 <sup>7</sup> / <sub>8</sub>	1800 x 1050 x 757	M____-YS3672	1,204	1,688
	66 x 42 x 29 <sup>7</sup> / <sub>8</sub>	1650 x 1050 x 757	M____-YS3666	1,156	1,622
	60 x 42 x 29 <sup>7</sup> / <sub>8</sub>	1500 x 1050 x 757	M____-YS3660	1,109	1,560
	<b>Specify the surface type (5, 6). Specify the edge (N, 1, 2). Specify the leg code (Q, V). Specify the accent color (A, S).</b>				



All Laminate (\$)  
HPL Surfaces (\$)

All Laminate (\$)  
HPL Surfaces (\$)

**Y-shape surfaces with modesty panel**



Modesty panel options, change M to:  
T Translucent, add \$332;  
X Matrix, add \$532.  
Packaged in 2 boxes.

*Reversible. Half-height laminate modesty panel. 2 steel legs.*

W x D x H (in)	W x D x H (mm)	Code	All Laminate (\$)	HPL Surfaces (\$)
72 x 42 x 29 <sup>3</sup> / <sub>8</sub>	1800 x 1050 x 744	M_N__-YSM3672	1,210	1,716
66 x 42 x 29 <sup>3</sup> / <sub>8</sub>	1650 x 1050 x 744	M_N__-YSM3666	1,070	1,415
60 x 42 x 29 <sup>3</sup> / <sub>8</sub>	1500 x 1050 x 744	M_N__-YSM3660	1,042	1,369

**Specify the surface type (1, 2). Edge N. Specify the leg code (Q, V). Specify the accent color (A, S).**

72 x 42 x 29 <sup>3</sup> / <sub>8</sub>	1800 x 1050 x 757	M____-YSM3672	1,423	1,908
66 x 42 x 29 <sup>3</sup> / <sub>8</sub>	1650 x 1050 x 757	M____-YSM3666	1,376	1,848
60 x 42 x 29 <sup>3</sup> / <sub>8</sub>	1500 x 1050 x 757	M____-YSM3660	1,337	1,782

**Specify the surface type (5, 6). Specify the edge (N, 1, 2). Specify the leg code (Q, V). Specify the accent color (A, S).**

**Left boomerang surfaces**



Packaged in 2 boxes.

*2 steel legs.*

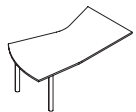
W x D x H (in)	W x D x H (mm)	Code	All Laminate (\$)	HPL Surfaces (\$)
72 x 42 x 29 <sup>3</sup> / <sub>8</sub>	1800 x 1050 x 744	M_N__-BGS3672	964	1,456
66 x 42 x 29 <sup>3</sup> / <sub>8</sub>	1650 x 1050 x 744	M_N__-BGS3666	824	1,150
60 x 42 x 29 <sup>3</sup> / <sub>8</sub>	1500 x 1050 x 744	M_N__-BGS3660	792	1,109

**Specify the surface type (1, 2). Edge N. Specify the leg code (Q, V). Specify the accent color (A, S).**

72 x 42 x 29 <sup>3</sup> / <sub>8</sub>	1800 x 1050 x 757	M____-BGS3672	1,142	1,601
66 x 42 x 29 <sup>3</sup> / <sub>8</sub>	1650 x 1050 x 757	M____-BGS3666	1,096	1,541
60 x 42 x 29 <sup>3</sup> / <sub>8</sub>	1500 x 1050 x 757	M____-BGS3660	1,057	1,483

**Specify the surface type (5, 6). Specify the edge (N, 1, 2). Specify the leg code (Q, V). Specify the accent color (A, S).**

**Right boomerang surfaces**



Packaged in 2 boxes.

*2 steel legs.*

W x D x H (in)	W x D x H (mm)	Code	All Laminate (\$)	HPL Surfaces (\$)
72 x 42 x 29 <sup>3</sup> / <sub>8</sub>	1800 x 1050 x 744	M_N__-3672BGS	964	1,456
66 x 42 x 29 <sup>3</sup> / <sub>8</sub>	1650 x 1050 x 744	M_N__-3666BGS	824	1,150
60 x 42 x 29 <sup>3</sup> / <sub>8</sub>	1500 x 1050 x 744	M_N__-3660BGS	792	1,109

**Specify the surface type (1, 2). Edge N. Specify the leg code (Q, V). Specify the accent color (A, S).**

72 x 42 x 29 <sup>3</sup> / <sub>8</sub>	1800 x 1050 x 757	M____-3672BGS	1,142	1,601
66 x 42 x 29 <sup>3</sup> / <sub>8</sub>	1650 x 1050 x 757	M____-3666BGS	1,096	1,541
60 x 42 x 29 <sup>3</sup> / <sub>8</sub>	1500 x 1050 x 757	M____-3660BGS	1,057	1,483

**Specify the surface type (5, 6). Specify the edge (N, 1, 2). Specify the leg code (Q, V). Specify the accent color (A, S).**

**Left boomerang surfaces with modesty panel**



Modesty panel options, change M to:  
T Translucent, add \$332;  
X Matrix, add \$532.  
Packaged in 2 boxes.

*Half-height laminate modesty panel. 2 steel legs.*

W x D x H (in)	W x D x H (mm)	Code	All Laminate (\$)	HPL Surfaces (\$)
72 x 42 x 29 <sup>3</sup> / <sub>8</sub>	1800 x 1050 x 744	M_N__-BGS3672	1,183	1,681
66 x 42 x 29 <sup>3</sup> / <sub>8</sub>	1650 x 1050 x 744	M_N__-BGS3666	1,042	1,369
60 x 42 x 29 <sup>3</sup> / <sub>8</sub>	1500 x 1050 x 744	M_N__-BGS3660	1,010	1,337

**Specify the surface type (1, 2). Edge N. Specify the leg code (Q, V). Specify the accent color (A, S).**

72 x 42 x 29 <sup>3</sup> / <sub>8</sub>	1800 x 1050 x 757	M____-BGS3672	1,364	1,828
66 x 42 x 29 <sup>3</sup> / <sub>8</sub>	1650 x 1050 x 757	M____-BGS3666	1,324	1,755
60 x 42 x 29 <sup>3</sup> / <sub>8</sub>	1500 x 1050 x 757	M____-BGS3660	1,268	1,701

**Specify the surface type (5, 6). Specify the edge (N, 1, 2). Specify the leg code (Q, V). Specify the accent color (A, S).**

**Right boomerang surfaces with modesty panel**



Modesty panel options, change M to:  
T Translucent, add \$332;  
X Matrix, add \$532.  
Packaged in 2 boxes.

*Half-height laminate modesty panel. 2 steel legs.*

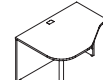
W x D x H (in)	W x D x H (mm)	Code	All Laminate (\$)	HPL Surfaces (\$)
72 x 42 x 29 <sup>3</sup> / <sub>8</sub>	1800 x 1050 x 744	M_N__-3672BGSM	1,183	1,681
66 x 42 x 29 <sup>3</sup> / <sub>8</sub>	1650 x 1050 x 744	M_N__-3666BGSM	1,042	1,369
60 x 42 x 29 <sup>3</sup> / <sub>8</sub>	1500 x 1050 x 744	M_N__-3660BGSM	1,010	1,337

**Specify the surface type (1, 2). Edge N. Specify the leg code (Q, V). Specify the accent color (A, S).**

72 x 42 x 29 <sup>3</sup> / <sub>8</sub>	1800 x 1050 x 757	M____-3672BGSM	1,364	1,828
66 x 42 x 29 <sup>3</sup> / <sub>8</sub>	1650 x 1050 x 757	M____-3666BGSM	1,324	1,755
60 x 42 x 29 <sup>3</sup> / <sub>8</sub>	1500 x 1050 x 757	M____-3660BGSM	1,268	1,701

**Specify the surface type (5, 6). Specify the edge (N, 1, 2). Specify the leg code (Q, V). Specify the accent color (A, S).**

**Left conference extensions**



Packaged in 2 boxes.

*1 steel leg. 1 grommet.*

W x D x H (in)	W x D x H (mm)	Code	All Laminate (\$)	HPL Surfaces (\$)
48 x 48 x 29 <sup>3</sup> / <sub>8</sub>	1200 x 1200 x 744	M_N__-CE484824	858	1,042
48 x 42 x 29 <sup>3</sup> / <sub>8</sub>	1200 x 1050 x 744	M_N__-CE424824	837	998
48 x 36 x 29 <sup>3</sup> / <sub>8</sub>	1200 x 900 x 744	M_N__-CE364824	811	970
42 x 42 x 29 <sup>3</sup> / <sub>8</sub>	1050 x 1050 x 744	M_N__-CE424224	792	957
42 x 36 x 29 <sup>3</sup> / <sub>8</sub>	1050 x 900 x 744	M_N__-CE364224	784	918
36 x 36 x 29 <sup>3</sup> / <sub>8</sub>	900 x 900 x 744	M_N__-CE363624	752	864

**Specify the surface type (1, 2). Edge N. Specify the leg code (Q, V). Specify the accent color (A, S).**

48 x 48 x 29 <sup>3</sup> / <sub>8</sub>	1200 x 1200 x 757	M____-CE484824	1,063	1,222
48 x 42 x 29 <sup>3</sup> / <sub>8</sub>	1200 x 1050 x 757	M____-CE424824	1,016	1,156
48 x 36 x 29 <sup>3</sup> / <sub>8</sub>	1200 x 900 x 757	M____-CE364824	991	1,130
42 x 42 x 29 <sup>3</sup> / <sub>8</sub>	1050 x 1050 x 757	M____-CE424224	975	1,096
42 x 36 x 29 <sup>3</sup> / <sub>8</sub>	1050 x 900 x 757	M____-CE364224	938	1,042
36 x 36 x 29 <sup>3</sup> / <sub>8</sub>	900 x 900 x 757	M____-CE363624	884	984

**Specify the surface type (5, 6). Specify the edge (N, 1, 2). Specify the leg code (Q, V). Specify the accent color (A, S).**

**Right conference extensions**



Packaged in 2 boxes.

*1 steel leg. 1 grommet.*

W x D x H (in)	W x D x H (mm)	Code	All Laminate (\$)	HPL Surfaces (\$)
48 x 48 x 29 <sup>3</sup> / <sub>8</sub>	1200 x 1200 x 744	M_N__-CE244848	858	1,042
48 x 42 x 29 <sup>3</sup> / <sub>8</sub>	1200 x 1050 x 744	M_N__-CE244842	837	998
48 x 36 x 29 <sup>3</sup> / <sub>8</sub>	1200 x 900 x 744	M_N__-CE244836	811	970
42 x 42 x 29 <sup>3</sup> / <sub>8</sub>	1050 x 1050 x 744	M_N__-CE244242	792	957
42 x 36 x 29 <sup>3</sup> / <sub>8</sub>	1050 x 900 x 744	M_N__-CE244236	784	918
36 x 36 x 29 <sup>3</sup> / <sub>8</sub>	900 x 900 x 744	M_N__-CE243636	752	864

**Specify the surface type (1, 2). Edge N. Specify the leg code (Q, V). Specify the accent color (A, S).**

48 x 48 x 29 <sup>3</sup> / <sub>8</sub>	1200 x 1200 x 757	M____-CE244848	1,063	1,222
48 x 42 x 29 <sup>3</sup> / <sub>8</sub>	1200 x 1050 x 757	M____-CE244842	1,016	1,156
48 x 36 x 29 <sup>3</sup> / <sub>8</sub>	1200 x 900 x 757	M____-CE244836	991	1,130
42 x 42 x 29 <sup>3</sup> / <sub>8</sub>	1050 x 1050 x 757	M____-CE244242	975	1,096
42 x 36 x 29 <sup>3</sup> / <sub>8</sub>	1050 x 900 x 757	M____-CE244236	938	1,042
36 x 36 x 29 <sup>3</sup> / <sub>8</sub>	900 x 900 x 757	M____-CE243636	884	984

**Specify the surface type (5, 6). Specify the edge (N, 1, 2). Specify the leg code (Q, V). Specify the accent color (A, S).**

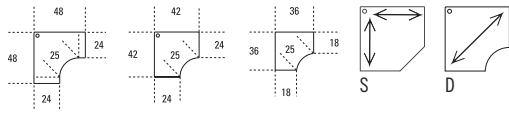


All Laminate (\$)  
HPL Surfaces (\$)

Corner modules



Full-height modesty panel. 1 grommet.



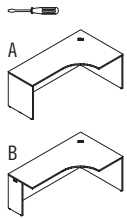
W x D x H (in)	W x D x H (mm)	Code	All Laminate (\$)	HPL Surfaces (\$)
48 x 48 x 29 3/8	1200 x 1200 x 744	M_NN_-CM4824S	1,024	1,433
42 x 42 x 29 3/8	1050 x 1050 x 744	M_NN_-CM4224S	890	1,257
36 x 36 x 29 3/8	900 x 900 x 744	M_NN_-CM3618S	878	1,229

Specify the surface type (1, 2). Edge N. Specify the accent color (A, S). Diagonal wood grain: change S to D, add 10% to the price.

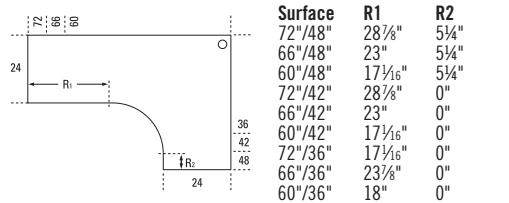
W x D x H (in)	W x D x H (mm)	Code	All Laminate (\$)	HPL Surfaces (\$)
48 x 48 x 29 3/8	1200 x 1200 x 757	M_NN_-CM4824S	1,242	1,741
42 x 42 x 29 3/8	1050 x 1050 x 757	M_NN_-CM4224S	1,117	1,575
36 x 36 x 29 3/8	900 x 900 x 757	M_NN_-CM3618S	1,030	1,443

Specify the surface type (5, 6). Specify the edge (N, 1, 2). Specify the accent color (A, S). Diagonal wood grain: change S to D, add 10% to the price.

Left extended corner modules - 24" D



Full-height modesty panel. 1 grommet.



W x D x H (in)	W x D x H (mm)	Code	All Laminate (\$)	HPL Surfaces (\$)
72 x 48 x 29 3/8	1800 x 1200 x 744	M_NN_-CM724824	1,409	1,968
66 x 48 x 29 3/8	1650 x 1200 x 744	M_NN_-CM664824	1,337	1,867
60 x 48 x 29 3/8	1500 x 1200 x 744	M_NN_-CM604824	1,257	1,761
72 x 42 x 29 3/8	1800 x 1050 x 744	M_NN_-CM724224	1,337	1,867
66 x 42 x 29 3/8	1650 x 1050 x 744	M_NN_-CM664224	1,257	1,761
60 x 42 x 29 3/8	1500 x 1050 x 744	M_NN_-CM604224	1,191	1,667
72 x 36 x 29 3/8	1800 x 900 x 744	M_NN_-CM723624	1,257	1,761
66 x 36 x 29 3/8	1650 x 900 x 744	M_NN_-CM663624	1,130	1,582
60 x 36 x 29 3/8	1500 x 900 x 744	M_NN_-CM603624	1,057	1,483

Specify the surface type (1, 2). Edge N. Specify the accent color (A, S). Specify panel legs (A, B).

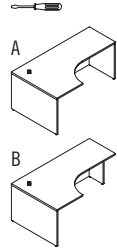
W x D x H (in)	W x D x H (mm)	Code	All Laminate (\$)	HPL Surfaces (\$)
72 x 48 x 29 3/8	1800 x 1200 x 757	M_NN_-CM724824	1,622	2,281
66 x 48 x 29 3/8	1650 x 1200 x 757	M_NN_-CM664824	1,553	2,180
60 x 48 x 29 3/8	1500 x 1200 x 757	M_NN_-CM604824	1,483	2,073
72 x 42 x 29 3/8	1800 x 1050 x 757	M_NN_-CM724224	1,553	2,180
66 x 42 x 29 3/8	1650 x 1050 x 757	M_NN_-CM664224	1,483	2,073
60 x 42 x 29 3/8	1500 x 1050 x 757	M_NN_-CM604224	1,409	1,968
72 x 36 x 29 3/8	1800 x 900 x 757	M_NN_-CM723624	1,364	1,915
66 x 36 x 29 3/8	1650 x 900 x 757	M_NN_-CM663624	1,290	1,807
60 x 36 x 29 3/8	1500 x 900 x 757	M_NN_-CM603624	1,210	1,696

Specify the surface type (5, 6). Specify the edge (N, 1, 2). Specify the accent color (A, S). Specify panel legs (A, B).

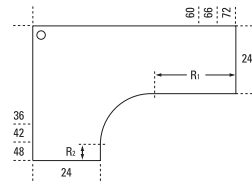


All Laminate (\$)  
HPL Surfaces (\$)

Right extended corner modules - 24" D



Full-height modesty panel. 1 grommet.



Surface	R1	R2
72"/48"	28 7/8"	5 1/4"
66"/48"	23"	5 1/4"
60"/48"	17 1/16"	5 1/4"
72"/42"	28 7/8"	0"
66"/42"	23"	0"
60"/42"	17 1/16"	0"
72"/36"	17 1/16"	0"
66"/36"	23 3/8"	0"
60"/36"	18"	0"

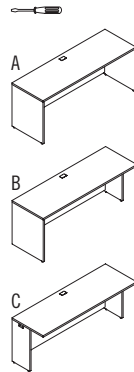
W x D x H (in)	W x D x H (mm)	Code	All Laminate (\$)	HPL Surfaces (\$)
72 x 48 x 29 3/8	1800 x 1200 x 744	M_NN_-CM487224	1,409	1,968
66 x 48 x 29 3/8	1650 x 1200 x 744	M_NN_-CM486624	1,337	1,867
60 x 48 x 29 3/8	1500 x 1200 x 744	M_NN_-CM486024	1,257	1,761
72 x 42 x 29 3/8	1800 x 1050 x 744	M_NN_-CM427224	1,337	1,867
66 x 42 x 29 3/8	1650 x 1050 x 744	M_NN_-CM426624	1,257	1,761
60 x 42 x 29 3/8	1500 x 1050 x 744	M_NN_-CM426024	1,191	1,667
72 x 36 x 29 3/8	1800 x 900 x 744	M_NN_-CM367224	1,257	1,761
66 x 36 x 29 3/8	1650 x 900 x 744	M_NN_-CM366624	1,130	1,582
60 x 36 x 29 3/8	1500 x 900 x 744	M_NN_-CM366024	1,057	1,483

Specify the surface type (1, 2). Edge N. Specify the accent color (A, S). Specify panel legs (A, B).

W x D x H (in)	W x D x H (mm)	Code	All Laminate (\$)	HPL Surfaces (\$)
72 x 48 x 29 3/8	1800 x 1200 x 757	M_NN_-CM487224	1,622	2,281
66 x 48 x 29 3/8	1650 x 1200 x 757	M_NN_-CM486624	1,553	2,180
60 x 48 x 29 3/8	1500 x 1200 x 757	M_NN_-CM486024	1,483	2,073
72 x 42 x 29 3/8	1800 x 1050 x 757	M_NN_-CM427224	1,553	2,180
66 x 42 x 29 3/8	1650 x 1050 x 757	M_NN_-CM426624	1,483	2,073
60 x 42 x 29 3/8	1500 x 1050 x 757	M_NN_-CM426024	1,409	1,968
72 x 36 x 29 3/8	1800 x 900 x 757	M_NN_-CM367224	1,364	1,915
66 x 36 x 29 3/8	1650 x 900 x 757	M_NN_-CM366624	1,290	1,807
60 x 36 x 29 3/8	1500 x 900 x 757	M_NN_-CM366024	1,210	1,696

Specify the surface type (5, 6). Specify the edge (N, 1, 2). Specify the accent color (A, S). Specify panel legs (A, B).

Rectangular tables - 30" D



Full-height modesty panel. 1 grommet.

W x D x H (in)	W x D x H (mm)	Code	All Laminate (\$)	HPL Surfaces (\$)
72 x 30 x 29 3/8	1800 x 750 x 744	M_NN_-DT3072	944	1,329
66 x 30 x 29 3/8	1650 x 750 x 744	M_NN_-DT3066	918	1,284
60 x 30 x 29 3/8	1500 x 750 x 744	M_NN_-DT3060	869	1,222
54 x 30 x 29 3/8	1350 x 750 x 744	M_NN_-DT3054	837	1,175
48 x 30 x 29 3/8	1200 x 750 x 744	M_NN_-DT3048	792	957
42 x 30 x 29 3/8	1050 x 750 x 744	M_NN_-DT3042	752	904
36 x 30 x 29 3/8	900 x 750 x 744	M_NN_-DT3036	711	858
30 x 30 x 29 3/8	750 x 750 x 744	M_NN_-DT3030	678	819
24 x 30 x 29 3/8	600 x 750 x 744	M_NN_-DT3024	632	757

Specify the surface type (1, 2). Edge N. Specify the accent color (A, S). Specify panel legs (A, B, C).

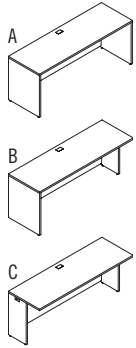
W x D x H (in)	W x D x H (mm)	Code	All Laminate (\$)	HPL Surfaces (\$)
72 x 30 x 29 3/8	1800 x 750 x 757	M_NN_-DT3072	1,101	1,553
66 x 30 x 29 3/8	1650 x 750 x 757	M_NN_-DT3066	1,070	1,502
60 x 30 x 29 3/8	1500 x 750 x 757	M_NN_-DT3060	1,024	1,433
54 x 30 x 29 3/8	1350 x 750 x 757	M_NN_-DT3054	991	1,383
48 x 30 x 29 3/8	1200 x 750 x 757	M_NN_-DT3048	918	1,096
42 x 30 x 29 3/8	1050 x 750 x 757	M_NN_-DT3042	869	1,051
36 x 30 x 29 3/8	900 x 750 x 757	M_NN_-DT3036	837	1,005
30 x 30 x 29 3/8	750 x 750 x 757	M_NN_-DT3030	792	957
24 x 30 x 29 3/8	600 x 750 x 757	M_NN_-DT3024	752	904

Specify the surface type (5, 6). Specify the edge (N, 1, 2). Specify the accent color (A, S). Specify panel legs (A, B, C).



All Laminate (\$)  
HPL Surfaces (\$)

Rectangular tables - 24" D



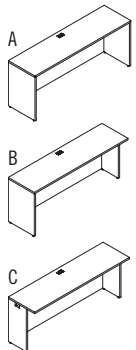
W x D x H (in)	W x D x H (mm)	Code	All Laminate (\$)	HPL Surfaces (\$)
<i>Full-height modesty panel. 1 grommet.</i>				
72 x 24 x 29 3/8	1800 x 600 x 744	M_NN-DT2472	918	1,284
66 x 24 x 29 3/8	1650 x 600 x 744	M_NN-DT2466	869	1,222
60 x 24 x 29 3/8	1500 x 600 x 744	M_NN-DT2460	837	1,175
54 x 24 x 29 3/8	1350 x 600 x 744	M_NN-DT2454	792	1,109
48 x 24 x 29 3/8	1200 x 600 x 744	M_NN-DT2448	752	904
42 x 24 x 29 3/8	1050 x 600 x 744	M_NN-DT2442	711	858
36 x 24 x 29 3/8	900 x 600 x 744	M_NN-DT2436	678	819
30 x 24 x 29 3/8	750 x 600 x 744	M_NN-DT2430	632	757
24 x 24 x 29 3/8	600 x 600 x 744	M_NN-DT2424	597	723

Specify the surface type (1, 2). Edge N. Specify the accent color (A, S). Specify panel legs (A, B, C).

72 x 24 x 29 7/8	1800 x 600 x 757	M_N-DT2472	1,024	1,433
66 x 24 x 29 7/8	1650 x 600 x 757	M_N-DT2466	991	1,383
60 x 24 x 29 7/8	1500 x 600 x 757	M_N-DT2460	944	1,329
54 x 24 x 29 7/8	1350 x 600 x 757	M_N-DT2454	918	1,284
48 x 24 x 29 7/8	1200 x 600 x 757	M_N-DT2448	837	1,005
42 x 24 x 29 7/8	1050 x 600 x 757	M_N-DT2442	792	957
36 x 24 x 29 7/8	900 x 600 x 757	M_N-DT2436	752	904
30 x 24 x 29 7/8	750 x 600 x 757	M_N-DT2430	711	858
24 x 24 x 29 7/8	600 x 600 x 757	M_N-DT2424	678	819

Specify the surface type (5, 6). Specify the edge (N, 1, 2). Specify the accent color (A, S). Specify panel legs (A, B, C).

Rectangular tables - 20" D



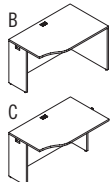
W x D x H (in)	W x D x H (mm)	Code	All Laminate (\$)	HPL Surfaces (\$)
<i>Full-height modesty panel. 1 grommet.</i>				
72 x 20 x 29 3/8	1800 x 500 x 744	M_NN-DT2072	890	1,257
66 x 20 x 29 3/8	1650 x 500 x 744	M_NN-DT2066	842	1,197
60 x 20 x 29 3/8	1500 x 500 x 744	M_NN-DT2060	811	1,150
54 x 20 x 29 3/8	1350 x 500 x 744	M_NN-DT2054	757	1,085
48 x 20 x 29 3/8	1200 x 500 x 744	M_NN-DT2048	723	878
42 x 20 x 29 3/8	1050 x 500 x 744	M_NN-DT2042	685	831
36 x 20 x 29 3/8	900 x 500 x 744	M_NN-DT2036	653	792
30 x 20 x 29 3/8	750 x 500 x 744	M_NN-DT2030	597	730
24 x 20 x 29 3/8	600 x 500 x 744	M_NN-DT2024	572	698

Specify the surface type (1, 2). Edge N. Specify the accent color (A, S). Specify panel legs (A, B, C).

72 x 20 x 29 7/8	1800 x 500 x 757	M_N-DT2072	998	1,409
66 x 20 x 29 7/8	1650 x 500 x 757	M_N-DT2066	964	1,353
60 x 20 x 29 7/8	1500 x 500 x 757	M_N-DT2060	918	1,301
54 x 20 x 29 7/8	1350 x 500 x 757	M_N-DT2054	890	1,257
48 x 20 x 29 7/8	1200 x 500 x 757	M_N-DT2048	811	975
42 x 20 x 29 7/8	1050 x 500 x 757	M_N-DT2042	757	923
36 x 20 x 29 7/8	900 x 500 x 757	M_N-DT2036	723	878
30 x 20 x 29 7/8	750 x 500 x 757	M_N-DT2030	685	831
24 x 20 x 29 7/8	600 x 500 x 757	M_N-DT2024	653	792

Specify the surface type (5, 6). Specify the edge (N, 1, 2). Specify the accent color (A, S). Specify panel legs (A, B, C).

Left asymmetrical tables - 30" D



W x D x H (in)	W x D x H (mm)	Code	All Laminate (\$)	HPL Surfaces (\$)
<i>Full-height modesty panel. 1 grommet.</i>				
54 x 30 x 29 3/8	1350 x 750 x 744	M_NN-AT245430	819	1,142
48 x 30 x 29 3/8	1200 x 750 x 744	M_NN-AT244830	771	938

Left asymmetrical tables - 30" D (cont'd)

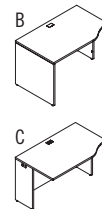
W x D x H (in)	W x D x H (mm)	Code	All Laminate (\$)	HPL Surfaces (\$)
42 x 30 x 29 3/8	1050 x 750 x 744	M_NN-AT244230	739	890
36 x 30 x 29 3/8	900 x 750 x 744	M_NN-AT243630	705	852
30 x 30 x 29 3/8	750 x 750 x 744	M_NN-AT243030	664	811

Specify the surface type (1, 2). Edge N. Specify the accent color (A, S). Specify panel legs (B, C).

54 x 30 x 29 7/8	1350 x 750 x 757	M_N-AT245430	964	1,348
48 x 30 x 29 7/8	1200 x 750 x 757	M_N-AT244830	878	1,057
42 x 30 x 29 7/8	1050 x 750 x 757	M_N-AT244230	852	1,024
36 x 30 x 29 7/8	900 x 750 x 757	M_N-AT243630	819	984
30 x 30 x 29 7/8	750 x 750 x 757	M_N-AT243030	771	938

Specify the surface type (5, 6). Specify the edge (N, 1, 2). Specify the accent color (A, S). Specify panel legs (B, C).

Right asymmetrical tables - 30" D



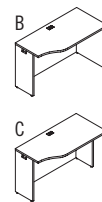
W x D x H (in)	W x D x H (mm)	Code	All Laminate (\$)	HPL Surfaces (\$)
<i>Full-height modesty panel. 1 grommet.</i>				
54 x 30 x 29 3/8	1350 x 750 x 744	M_NN-AT305424	819	1,142
48 x 30 x 29 3/8	1200 x 750 x 744	M_NN-AT304824	771	938
42 x 30 x 29 3/8	1050 x 750 x 744	M_NN-AT304224	739	890
36 x 30 x 29 3/8	900 x 750 x 744	M_NN-AT303624	705	852
30 x 30 x 29 3/8	750 x 750 x 744	M_NN-AT303024	664	811

Specify the surface type (1, 2). Edge N. Specify the accent color (A, S). Specify panel legs (B, C).

54 x 30 x 29 7/8	1350 x 750 x 757	M_N-AT305424	964	1,348
48 x 30 x 29 7/8	1200 x 750 x 757	M_N-AT304824	878	1,057
42 x 30 x 29 7/8	1050 x 750 x 757	M_N-AT304224	852	1,024
36 x 30 x 29 7/8	900 x 750 x 757	M_N-AT303624	819	984
30 x 30 x 29 7/8	750 x 750 x 757	M_N-AT303024	771	938

Specify the surface type (5, 6). Specify the edge (N, 1, 2). Specify the accent color (A, S). Specify panel legs (B, C).

Left asymmetrical tables - 24" D



W x D x H (in)	W x D x H (mm)	Code	All Laminate (\$)	HPL Surfaces (\$)
<i>Full-height modesty panel. 1 grommet.</i>				
54 x 24 x 29 3/8	1350 x 600 x 744	M_NN-AT185424	771	1,090
48 x 24 x 29 3/8	1200 x 600 x 744	M_NN-AT184824	739	890
42 x 24 x 29 3/8	1050 x 600 x 744	M_NN-AT184224	705	852
36 x 24 x 29 3/8	900 x 600 x 744	M_NN-AT183624	664	811
30 x 24 x 29 3/8	750 x 600 x 744	M_NN-AT183024	632	757

Specify the surface type (1, 2). Edge N. Specify the accent color (A, S). Specify panel legs (B, C).

54 x 24 x 29 7/8	1350 x 600 x 757	M_N-AT185424	923	1,301
48 x 24 x 29 7/8	1200 x 600 x 757	M_N-AT184824	852	1,024
42 x 24 x 29 7/8	1050 x 600 x 757	M_N-AT184224	819	984
36 x 24 x 29 7/8	900 x 600 x 757	M_N-AT183624	771	938
30 x 24 x 29 7/8	750 x 600 x 757	M_N-AT183024	739	890

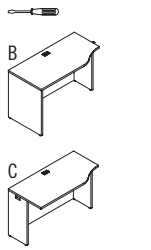
Specify the surface type (5, 6). Specify the edge (N, 1, 2). Specify the accent color (A, S). Specify panel legs (B, C).



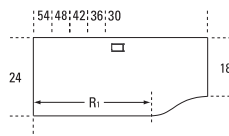


All Laminate (\$)  
HPL Surfaces (\$)

Right asymmetrical tables – 24" D



Full-height modesty panel. 1 grommet.



Surface	R1
54"/24"	35 3/8"
48"/24"	29 1/2"
42"/24"	23 3/8"
36"/24"	17 11/16"
30"/24"	11 3/4"

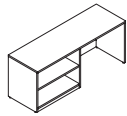
W x D x H (in)	W x D x H (mm)	Code	All Laminate (\$)	HPL Surfaces (\$)
54 x 24 x 29 3/8	1350 x 600 x 744	M_NN-AT245418	771	1,090
48 x 24 x 29 3/8	1200 x 600 x 744	M_NN-AT244818	739	890
42 x 24 x 29 3/8	1050 x 600 x 744	M_NN-AT244218	705	852
36 x 24 x 29 3/8	900 x 600 x 744	M_NN-AT243618	664	811
30 x 24 x 29 3/8	750 x 600 x 744	M_NN-AT243018	632	757

Specify the surface type (1, 2). Edge N. Specify the accent color (A, S).  
Specify panel legs (B, C).

54 x 24 x 29 7/8	1350 x 600 x 757	M_N-AT245418	923	1,301
48 x 24 x 29 7/8	1200 x 600 x 757	M_N-AT244818	852	1,024
42 x 24 x 29 7/8	1050 x 600 x 757	M_N-AT244218	819	984
36 x 24 x 29 7/8	900 x 600 x 757	M_N-AT243618	771	938
30 x 24 x 29 7/8	750 x 600 x 757	M_N-AT243018	739	890

Specify the surface type (5, 6). Specify the edge (N, 1, 2). Specify the accent color (A, S). Specify panel legs (B, C).

Left open bookcase credenzas



1 adjustable shelf. Full-height modesty panel. Grommet on back.

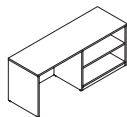
72 x 24 x 29 3/8	1800 x 600 x 744	M_NN-BE2472S	1,409	1,696
60 x 24 x 29 3/8	1500 x 600 x 744	M_NN-BE2460S	1,268	1,553
72 x 20 x 29 3/8	1800 x 500 x 744	M_NN-BE2072S	1,337	1,601
60 x 20 x 29 3/8	1500 x 500 x 744	M_NN-BE2060S	1,268	1,553

Specify the surface type (1, 2). Edge N. Specify the accent color (A, S).

72 x 24 x 29 7/8	1800 x 600 x 757	M_N-BE2472S	1,548	1,861
60 x 24 x 29 7/8	1500 x 600 x 757	M_N-BE2460S	1,409	1,721
72 x 20 x 29 7/8	1800 x 500 x 757	M_N-BE2072S	1,462	1,755
60 x 20 x 29 7/8	1500 x 500 x 757	M_N-BE2060S	1,409	1,721

Specify the surface type (5, 6). Specify the edge (N, 1, 2). Specify the accent color (A, S).

Right open bookcase credenzas



1 adjustable shelf. Full-height modesty panel. Grommet on back.

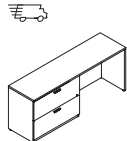
72 x 24 x 29 3/8	1800 x 600 x 744	M_NN-S2472BE	1,409	1,696
60 x 24 x 29 3/8	1500 x 600 x 744	M_NN-S2460BE	1,268	1,553
72 x 20 x 29 3/8	1800 x 500 x 744	M_NN-S2072BE	1,337	1,601
60 x 20 x 29 3/8	1500 x 500 x 744	M_NN-S2060BE	1,268	1,553

Specify the surface type (1, 2). Edge N. Specify the accent color (A, S).

72 x 24 x 29 7/8	1800 x 600 x 757	M_N-S2472BE	1,548	1,861
60 x 24 x 29 7/8	1500 x 600 x 757	M_N-S2460BE	1,409	1,721
72 x 20 x 29 7/8	1800 x 500 x 757	M_N-S2072BE	1,462	1,755
60 x 20 x 29 7/8	1500 x 500 x 757	M_N-S2060BE	1,409	1,721

Specify the surface type (5, 6). Specify the edge (N, 1, 2). Specify the accent color (A, S).

Left lateral file credenzas



2 file drawers on left with suspension bars. Lock. Grommet on back.

72 x 24 x 29 3/8	1800 x 600 x 744	M_N-_-LF2472S	1,823	2,186
60 x 24 x 29 3/8	1500 x 600 x 744	M_N-_-LF2460S	1,661	1,994
72 x 20 x 29 3/8	1800 x 500 x 744	M_N-_-LF2072S	1,661	1,994
60 x 20 x 29 3/8	1500 x 500 x 744	M_N-_-LF2060S	1,536	1,840

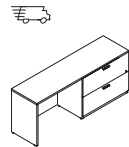
Specify the surface type (1, 2). Edge N. Specify the handle code (A, C, K, W, Z). Specify the accent color (A, S).

Left lateral file credenzas (cont'd)

W x D x H (in)	W x D x H (mm)	Code	All Laminate (\$)	HPL Surfaces (\$)
72 x 24 x 29 7/8	1800 x 600 x 757	M_-_-_-LF2472S	2,054	2,459
60 x 24 x 29 7/8	1500 x 600 x 757	M_-_-_-LF2460S	1,889	2,272
72 x 20 x 29 7/8	1800 x 500 x 757	M_-_-_-LF2072S	1,889	2,272
60 x 20 x 29 7/8	1500 x 500 x 757	M_-_-_-LF2060S	1,761	2,120

Specify the surface type (5, 6). Specify the edge (N, 1, 2). Specify the handle code (A, C, K, W, Z). Specify the accent color (A, S).

Right lateral file credenzas



2 file drawers on right with suspension bars. Lock. Grommet on back.

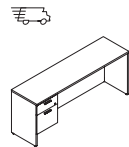
72 x 24 x 29 3/8	1800 x 600 x 744	M_N_-_-S2472LF	1,823	2,186
60 x 24 x 29 3/8	1500 x 600 x 744	M_N_-_-S2460LF	1,661	1,994
72 x 20 x 29 3/8	1800 x 500 x 744	M_N_-_-S2072LF	1,661	1,994
60 x 20 x 29 3/8	1500 x 500 x 744	M_N_-_-S2060LF	1,536	1,840

Specify the surface type (1, 2). Edge N. Specify the handle code (A, C, K, W, Z). Specify the accent color (A, S).

72 x 24 x 29 7/8	1800 x 600 x 757	M_-_-_-S2472LF	2,054	2,459
60 x 24 x 29 7/8	1500 x 600 x 757	M_-_-_-S2460LF	1,889	2,272
72 x 20 x 29 7/8	1800 x 500 x 757	M_-_-_-S2072LF	1,889	2,272
60 x 20 x 29 7/8	1500 x 500 x 757	M_-_-_-S2060LF	1,761	2,120

Specify the surface type (5, 6). Specify the edge (N, 1, 2). Specify the handle code (A, C, K, W, Z). Specify the accent color (A, S).

Left single pedestal credenzas



1 pedestal on left with lock. 1 box drawer and 1 file drawer with suspension bar. Pencil tray. Grommet on back.

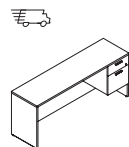
72 x 24 x 29 3/8	1800 x 600 x 744	M_N_-_-F2472S	1,342	1,608
60 x 24 x 29 3/8	1500 x 600 x 744	M_N_-_-F2460S	1,268	1,536
72 x 20 x 29 3/8	1800 x 500 x 744	M_N_-_-F2072S	1,317	1,575
60 x 20 x 29 3/8	1500 x 500 x 744	M_N_-_-F2060S	1,252	1,508

Specify the surface type (1, 2). Edge N. Specify the handle code (A, C, K, W, Z). Specify the accent color (A, S).

72 x 24 x 29 7/8	1800 x 600 x 757	M_-_-_-F2472S	1,548	1,861
60 x 24 x 29 7/8	1500 x 600 x 757	M_-_-_-F2460S	1,483	1,782
72 x 20 x 29 7/8	1800 x 500 x 757	M_-_-_-F2072S	1,508	1,823
60 x 20 x 29 7/8	1500 x 500 x 757	M_-_-_-F2060S	1,443	1,736

Specify the surface type (5, 6). Specify the edge (N, 1, 2). Specify the handle code (A, C, K, W, Z). Specify the accent color (A, S).

Right single pedestal credenzas



1 pedestal on right with lock. 1 box drawer and 1 file drawer with suspension bar. Pencil tray. Grommet on back.

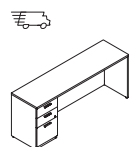
72 x 24 x 29 3/8	1800 x 600 x 744	M_N_-_-S2472F	1,342	1,608
60 x 24 x 29 3/8	1500 x 600 x 744	M_N_-_-S2460F	1,268	1,536
72 x 20 x 29 3/8	1800 x 500 x 744	M_N_-_-S2072F	1,317	1,575
60 x 20 x 29 3/8	1500 x 500 x 744	M_N_-_-S2060F	1,252	1,508

Specify the surface type (1, 2). Edge N. Specify the handle code (A, C, K, W, Z). Specify the accent color (A, S).

72 x 24 x 29 7/8	1800 x 600 x 757	M_-_-_-S2472F	1,548	1,861
60 x 24 x 29 7/8	1500 x 600 x 757	M_-_-_-S2460F	1,483	1,782
72 x 20 x 29 7/8	1800 x 500 x 757	M_-_-_-S2072F	1,508	1,823
60 x 20 x 29 7/8	1500 x 500 x 757	M_-_-_-S2060F	1,443	1,736

Specify the surface type (5, 6). Specify the edge (N, 1, 2). Specify the handle code (A, C, K, W, Z). Specify the accent color (A, S).

Left single pedestal credenzas – low profile



1 pedestal on left with lock. 2 box drawers and 1 file drawer with suspension bar. Pencil tray. Grommet on back.

72 x 24 x 29 3/8	1800 x 600 x 744	M_N_-_-UF2472S	1,560	1,834
60 x 24 x 29 3/8	1500 x 600 x 744	M_N_-_-UF2460S	1,495	1,747
72 x 20 x 29 3/8	1800 x 500 x 744	M_N_-_-UF2072S	1,536	1,794
60 x 20 x 29 3/8	1500 x 500 x 744	M_N_-_-UF2060S	1,473	1,727

Specify the surface type (1, 2). Edge N. Specify the handle code (A, C, K, W, Z). Specify the accent color (A, S).

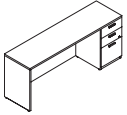


All Laminate (\$)  
HPL Surfaces (\$)

	W x D x H (in)	W x D x H (mm)	Code	All Laminate (\$)	HPL Surfaces (\$)
<b>Left single pedestal credenzas – low profile</b> (cont'd)	72 x 24 x 29 <sup>3</sup> / <sub>8</sub>	1800 x 600 x 757	M_ _ _ -UF2472S	1,761	2,081
	60 x 24 x 29 <sup>3</sup> / <sub>8</sub>	1500 x 600 x 757	M_ _ _ -UF2460S	1,701	2,000
	72 x 20 x 29 <sup>3</sup> / <sub>8</sub>	1800 x 500 x 757	M_ _ _ -UF2072S	1,727	2,040
	60 x 20 x 29 <sup>3</sup> / <sub>8</sub>	1500 x 500 x 757	M_ _ _ -UF2060S	1,667	1,955

Specify the surface type (5, 6). Specify the edge (N, 1, 2). Specify the handle code (A, C, K, W, Z). Specify the accent color (A, S).

**Right single pedestal credenzas – low profile** *1 pedestal on right with lock. 2 box drawers and 1 file drawer with suspension bar. Pencil tray. Grommet on back.*



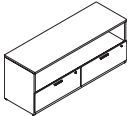
72 x 24 x 29 <sup>3</sup> / <sub>8</sub>	1800 x 600 x 744	M_N_ _ -S2472UF	1,560	1,834
60 x 24 x 29 <sup>3</sup> / <sub>8</sub>	1500 x 600 x 744	M_N_ _ -S2460UF	1,495	1,747
72 x 20 x 29 <sup>3</sup> / <sub>8</sub>	1800 x 500 x 744	M_N_ _ -S2072UF	1,536	1,794
60 x 20 x 29 <sup>3</sup> / <sub>8</sub>	1500 x 500 x 744	M_N_ _ -S2060UF	1,473	1,727

Specify the surface type (1, 2). Edge N. Specify the handle code (A, C, K, W, Z). Specify the accent color (A, S).

72 x 24 x 29 <sup>3</sup> / <sub>8</sub>	1800 x 600 x 757	M_ _ _ -S2472UF	1,761	2,081
60 x 24 x 29 <sup>3</sup> / <sub>8</sub>	1500 x 600 x 757	M_ _ _ -S2460UF	1,701	2,000
72 x 20 x 29 <sup>3</sup> / <sub>8</sub>	1800 x 500 x 757	M_ _ _ -S2072UF	1,727	2,040
60 x 20 x 29 <sup>3</sup> / <sub>8</sub>	1500 x 500 x 757	M_ _ _ -S2060UF	1,667	1,955

Specify the surface type (5, 6). Specify the edge (N, 1, 2). Specify the handle code (A, C, K, W, Z). Specify the accent color (A, S).

**Lateral file credenzas with open storage** *Open space on top and 2 file drawers on bottom with suspension bars. Locks. Grommet on back. Optional counterweight to meet BIFMA standards, refer to page 149.*



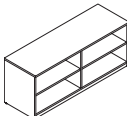
72 x 24 x 29 <sup>3</sup> / <sub>8</sub>	1800 x 600 x 744	M_N_ _ -SLF2472	1,782	2,139
60 x 24 x 29 <sup>3</sup> / <sub>8</sub>	1500 x 600 x 744	M_N_ _ -SLF2460	1,615	1,947
72 x 20 x 29 <sup>3</sup> / <sub>8</sub>	1800 x 500 x 744	M_N_ _ -SLF2072	1,615	1,947
60 x 20 x 29 <sup>3</sup> / <sub>8</sub>	1500 x 500 x 744	M_N_ _ -SLF2060	1,443	1,707

Specify the surface type (1, 2). Edge N. Specify the handle code (A, C, K, W, Z). Specify the accent color (A, S).

72 x 24 x 29 <sup>3</sup> / <sub>8</sub>	1800 x 600 x 757	M_ _ _ -SLF2472	2,020	2,419
60 x 24 x 29 <sup>3</sup> / <sub>8</sub>	1500 x 600 x 757	M_ _ _ -SLF2460	1,861	2,232
72 x 20 x 29 <sup>3</sup> / <sub>8</sub>	1800 x 500 x 757	M_ _ _ -SLF2072	1,861	2,232
60 x 20 x 29 <sup>3</sup> / <sub>8</sub>	1500 x 500 x 757	M_ _ _ -SLF2060	1,707	1,980

Specify the surface type (5, 6). Specify the edge (N, 1, 2). Specify the handle code (A, C, K, W, Z). Specify the accent color (A, S).

**Open bookcase credenzas** *1 adjustable shelf on each side.*



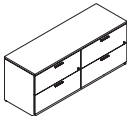
72 x 24 x 29 <sup>3</sup> / <sub>8</sub>	1800 x 600 x 744	M_NNN-BE2472BE	1,529	1,834
60 x 24 x 29 <sup>3</sup> / <sub>8</sub>	1500 x 600 x 744	M_NNN-BE2460BE	1,388	1,696
72 x 20 x 29 <sup>3</sup> / <sub>8</sub>	1800 x 500 x 744	M_NNN-BE2072BE	1,451	1,741
60 x 20 x 29 <sup>3</sup> / <sub>8</sub>	1500 x 500 x 744	M_NNN-BE2060BE	1,317	1,601

Specify the surface type (1, 2). Edge N.

72 x 24 x 29 <sup>3</sup> / <sub>8</sub>	1800 x 600 x 757	M_ _ NN-BE2472BE	1,681	2,020
60 x 24 x 29 <sup>3</sup> / <sub>8</sub>	1500 x 600 x 757	M_ _ NN-BE2460BE	1,541	1,881
72 x 20 x 29 <sup>3</sup> / <sub>8</sub>	1800 x 500 x 757	M_ _ NN-BE2072BE	1,595	1,915
60 x 20 x 29 <sup>3</sup> / <sub>8</sub>	1500 x 500 x 757	M_ _ NN-BE2060BE	1,456	1,773

Specify the surface type (5, 6). Specify the edge (N, 1, 2).

**Lateral file credenzas** *4 file drawers with suspension bars. Locks. Optional counterweight to meet BIFMA standards, refer to page 149.*



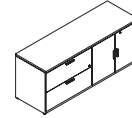
72 x 24 x 29 <sup>3</sup> / <sub>8</sub>	1800 x 600 x 744	M_N_ _ -LF2472LF	2,366	2,837
72 x 20 x 29 <sup>3</sup> / <sub>8</sub>	1800 x 500 x 744	M_N_ _ -LF2072LF	2,206	2,652

Specify the surface type (1, 2). Edge N. Specify the handle code (A, C, K, W, Z). Specify the accent color (A, S).

72 x 24 x 29 <sup>3</sup> / <sub>8</sub>	1800 x 600 x 757	M_ _ _ -LF2472LF	2,599	3,124
72 x 20 x 29 <sup>3</sup> / <sub>8</sub>	1800 x 500 x 757	M_ _ _ -LF2072LF	2,445	2,936

Specify the surface type (5, 6). Specify the edge (N, 1, 2). Specify the handle code (A, C, K, W, Z). Specify the accent color (A, S).

**Lateral file / bookcase credenzas**



*2 file drawers with suspension bars. Bookcase with doors and adjustable shelf. Locks.*

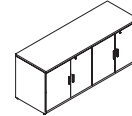
72 x 24 x 29 <sup>3</sup> / <sub>8</sub>	1800 x 600 x 744	M_N_ _ -LF2472B	2,125	2,563
72 x 20 x 29 <sup>3</sup> / <sub>8</sub>	1800 x 500 x 744	M_N_ _ -LF2072B	1,968	2,366

Specify the surface type (1, 2). Edge N. Specify the handle code (A, C, K, W, Z). Specify the accent color (A, S).

72 x 24 x 29 <sup>3</sup> / <sub>8</sub>	1800 x 600 x 757	M_ _ _ -LF2472B	2,366	2,837
72 x 20 x 29 <sup>3</sup> / <sub>8</sub>	1800 x 500 x 757	M_ _ _ -LF2072B	2,206	2,652

Specify the surface type (5, 6). Specify the edge (N, 1, 2). Specify the handle code (A, C, K, W, Z). Specify the accent color (A, S).

**Bookcase credenzas**



*Storage unit with doors and adjustable shelves. Locks.*

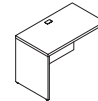
72 x 24 x 29 <sup>3</sup> / <sub>8</sub>	1800 x 600 x 744	M_N_ _ -B2472B	1,915	2,298
72 x 20 x 29 <sup>3</sup> / <sub>8</sub>	1800 x 500 x 744	M_N_ _ -B2072B	1,755	2,104

Specify the surface type (1, 2). Edge N. Specify the handle code (A, C, K, W, Z). Specify the accent color (A, S).

72 x 24 x 29 <sup>3</sup> / <sub>8</sub>	1800 x 600 x 757	M_ _ _ -B2472B	2,155	2,585
72 x 20 x 29 <sup>3</sup> / <sub>8</sub>	1800 x 500 x 757	M_ _ _ -B2072B	1,994	2,399

Specify the surface type (5, 6). Specify the edge (N, 1, 2). Specify the handle code (A, C, K, W, Z). Specify the accent color (A, S).

**Return shells**



*Reversible. 1 grommet. Can accommodate 1 pedestal.*

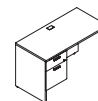
48 x 24 x 29 <sup>3</sup> / <sub>8</sub>	1200 x 600 x 744	M_NN -R2448S	625	744
42 x 24 x 29 <sup>3</sup> / <sub>8</sub>	1050 x 600 x 744	M_NN -R2442S	597	723
36 x 24 x 29 <sup>3</sup> / <sub>8</sub>	900 x 600 x 744	M_NN -R2436S	572	692
30 x 24 x 29 <sup>3</sup> / <sub>8</sub>	750 x 600 x 744	M_NN -R2430S	552	658

Specify the surface type (1, 2). Edge N. Specify the accent color (A, S).

48 x 24 x 29 <sup>3</sup> / <sub>8</sub>	1200 x 600 x 757	M_ _ N -R2448S	803	964
42 x 24 x 29 <sup>3</sup> / <sub>8</sub>	1050 x 600 x 757	M_ _ N -R2442S	757	918
36 x 24 x 29 <sup>3</sup> / <sub>8</sub>	900 x 600 x 757	M_ _ N -R2436S	711	858
30 x 24 x 29 <sup>3</sup> / <sub>8</sub>	750 x 600 x 757	M_ _ N -R2430S	678	819

Specify the surface type (5, 6). Specify the edge (N, 1, 2). Specify the accent color (A, S).

**Left executive returns**



*1 pedestal on left with lock. 1 box drawer and 1 file drawer with suspension bar. Pencil tray. 1 grommet.*

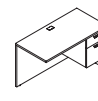
48 x 24 x 29 <sup>3</sup> / <sub>8</sub>	1200 x 600 x 744	M_N_ _ -F2448R	1,096	1,324
42 x 24 x 29 <sup>3</sup> / <sub>8</sub>	1050 x 600 x 744	M_N_ _ -F2442R	1,030	1,242
36 x 24 x 29 <sup>3</sup> / <sub>8</sub>	900 x 600 x 744	M_N_ _ -F2436R	975	1,175
30 x 24 x 29 <sup>3</sup> / <sub>8</sub>	750 x 600 x 744	M_N_ _ -F2430R	918	1,096

Specify the surface type (1, 2). Edge N. Specify the handle code (A, C, K, W, Z). Specify the accent color (A, S).

48 x 24 x 29 <sup>3</sup> / <sub>8</sub>	1200 x 600 x 757	M_ _ _ -F2448R	1,235	1,490
42 x 24 x 29 <sup>3</sup> / <sub>8</sub>	1050 x 600 x 757	M_ _ _ -F2442R	1,175	1,409
36 x 24 x 29 <sup>3</sup> / <sub>8</sub>	900 x 600 x 757	M_ _ _ -F2436R	1,109	1,342
30 x 24 x 29 <sup>3</sup> / <sub>8</sub>	750 x 600 x 757	M_ _ _ -F2430R	1,057	1,262

Specify the surface type (5, 6). Specify the edge (N, 1, 2). Specify the handle code (A, C, K, W, Z). Specify the accent color (A, S).

**Right executive returns**



*1 pedestal on right with lock. 1 box drawer and 1 file drawer with suspension bar. Pencil tray. 1 grommet.*

48 x 24 x 29 <sup>3</sup> / <sub>8</sub>	1200 x 600 x 744	M_N_ _ -R2448F	1,096	1,324
42 x 24 x 29 <sup>3</sup> / <sub>8</sub>	1050 x 600 x 744	M_N_ _ -R2442F	1,030	1,242
36 x 24 x 29 <sup>3</sup> / <sub>8</sub>	900 x 600 x 744	M_N_ _ -R2436F	975	1,175
30 x 24 x 29 <sup>3</sup> / <sub>8</sub>	750 x 600 x 744	M_N_ _ -R2430F	918	1,096

Specify the surface type (1, 2). Edge N. Specify the handle code (A, C, K, W, Z). Specify the accent color (A, S).



All Laminate (\$)  
HPL Surfaces (\$)

	W x D x H (in)	W x D x H (mm)	Code	All Laminate (\$)	HPL Surfaces (\$)
<b>Right executive returns (cont'd)</b>	48 x 24 x 29 <sup>7</sup> / <sub>8</sub>	1200 x 600 x 757	M___-R2448F	1,235	1,490
	42 x 24 x 29 <sup>7</sup> / <sub>8</sub>	1050 x 600 x 757	M___-R2442F	1,175	1,409
	36 x 24 x 29 <sup>7</sup> / <sub>8</sub>	900 x 600 x 757	M___-R2436F	1,109	1,342
	30 x 24 x 29 <sup>7</sup> / <sub>8</sub>	750 x 600 x 757	M___-R2430F	1,057	1,262

Specify the surface type (5, 6). Specify the edge (N, 1, 2). Specify the handle code (A, C, K, W, Z). Specify the accent color (A, S).

**Left executive returns – low profile**



*1 pedestal on left with lock. 2 box drawers and 1 file drawer with suspension bar. Pencil tray. 1 grommet.*

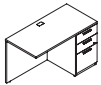
48 x 24 x 29 <sup>3</sup> / <sub>8</sub>	1200 x 600 x 744	M_N_-UF2448R	1,324	1,541
42 x 24 x 29 <sup>3</sup> / <sub>8</sub>	1050 x 600 x 744	M_N_-UF2442R	1,252	1,462
36 x 24 x 29 <sup>3</sup> / <sub>8</sub>	900 x 600 x 744	M_N_-UF2436R	1,197	1,388
30 x 24 x 29 <sup>3</sup> / <sub>8</sub>	750 x 600 x 744	M_N_-UF2430R	1,137	1,324

Specify the surface type (1, 2). Edge N. Specify the handle code (A, C, K, W, Z). Specify the accent color (A, S).

48 x 24 x 29 <sup>7</sup> / <sub>8</sub>	1200 x 600 x 757	M___-UF2448R	1,456	1,707
42 x 24 x 29 <sup>7</sup> / <sub>8</sub>	1050 x 600 x 757	M___-UF2442R	1,388	1,622
36 x 24 x 29 <sup>7</sup> / <sub>8</sub>	900 x 600 x 757	M___-UF2436R	1,337	1,560
30 x 24 x 29 <sup>7</sup> / <sub>8</sub>	750 x 600 x 757	M___-UF2430R	1,268	1,490

Specify the surface type (5, 6). Specify the edge (N, 1, 2). Specify the handle code (A, C, K, W, Z). Specify the accent color (A, S).

**Right executive returns – low profile**



*1 pedestal on right with lock. 2 box drawers and 1 file drawer with suspension bar. Pencil tray. 1 grommet.*

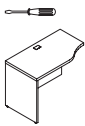
48 x 24 x 29 <sup>3</sup> / <sub>8</sub>	1200 x 600 x 744	M_N_-R2448UF	1,324	1,541
42 x 24 x 29 <sup>3</sup> / <sub>8</sub>	1050 x 600 x 744	M_N_-R2442UF	1,252	1,462
36 x 24 x 29 <sup>3</sup> / <sub>8</sub>	900 x 600 x 744	M_N_-R2436UF	1,197	1,388
30 x 24 x 29 <sup>3</sup> / <sub>8</sub>	750 x 600 x 744	M_N_-R2430UF	1,137	1,324

Specify the surface type (1, 2). Edge N. Specify the handle code (A, C, K, W, Z). Specify the accent color (A, S).

48 x 24 x 29 <sup>7</sup> / <sub>8</sub>	1200 x 600 x 757	M___-R2448UF	1,456	1,707
42 x 24 x 29 <sup>7</sup> / <sub>8</sub>	1050 x 600 x 757	M___-R2442UF	1,388	1,622
36 x 24 x 29 <sup>7</sup> / <sub>8</sub>	900 x 600 x 757	M___-R2436UF	1,337	1,560
30 x 24 x 29 <sup>7</sup> / <sub>8</sub>	750 x 600 x 757	M___-R2430UF	1,268	1,490

Specify the surface type (5, 6). Specify the edge (N, 1, 2). Specify the handle code (A, C, K, W, Z). Specify the accent color (A, S).

**Left asymmetrical return shells – 24" D**



*Can accommodate 1 pedestal. 1 grommet.*

48 x 24 x 29 <sup>3</sup> / <sub>8</sub>	1200 x 600 x 744	M_NN_-S244818R	653	771
42 x 24 x 29 <sup>3</sup> / <sub>8</sub>	1050 x 600 x 744	M_NN_-S244218R	632	752
36 x 24 x 29 <sup>3</sup> / <sub>8</sub>	900 x 600 x 744	M_NN_-S243618R	597	718

Specify the surface type (1, 2). Edge N. Specify the accent color (A, S).

48 x 24 x 29 <sup>7</sup> / <sub>8</sub>	1200 x 600 x 757	M_N_-S244818R	831	991
42 x 24 x 29 <sup>7</sup> / <sub>8</sub>	1050 x 600 x 757	M_N_-S244218R	792	944
36 x 24 x 29 <sup>7</sup> / <sub>8</sub>	900 x 600 x 757	M_N_-S243618R	739	884

Specify the surface type (5, 6). Specify the edge (N, 1, 2). Specify the accent color (A, S).

**Right asymmetrical return shells – 24" D**



*Can accommodate 1 pedestal. 1 grommet.*

48 x 24 x 29 <sup>3</sup> / <sub>8</sub>	1200 x 600 x 744	M_NN_-R184824S	653	771
42 x 24 x 29 <sup>3</sup> / <sub>8</sub>	1050 x 600 x 744	M_NN_-R184224S	632	752
36 x 24 x 29 <sup>3</sup> / <sub>8</sub>	900 x 600 x 744	M_NN_-R183624S	597	718

Specify the surface type (1, 2). Edge N. Specify the accent color (A, S).

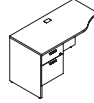
48 x 24 x 29 <sup>7</sup> / <sub>8</sub>	1200 x 600 x 757	M_N_-R184824S	831	991
42 x 24 x 29 <sup>7</sup> / <sub>8</sub>	1050 x 600 x 757	M_N_-R184224S	792	944
36 x 24 x 29 <sup>7</sup> / <sub>8</sub>	900 x 600 x 757	M_N_-R183624S	739	884

Specify the surface type (5, 6). Specify the edge (N, 1, 2). Specify the accent color (A, S).



All Laminate (\$)  
HPL Surfaces (\$)

**Left asymmetrical executive returns**



*1 pedestal on left with lock. 1 box drawer and 1 file drawer with suspension bar. Pencil tray. 1 grommet.*

48 x 24 x 29 <sup>3</sup> / <sub>8</sub>	1200 x 600 x 744	M_N_-F244818R	1,130	1,348
42 x 24 x 29 <sup>3</sup> / <sub>8</sub>	1050 x 600 x 744	M_N_-F244218R	1,063	1,268
36 x 24 x 29 <sup>3</sup> / <sub>8</sub>	900 x 600 x 744	M_N_-F243618R	1,005	1,204

Specify the surface type (1, 2). Edge N. Specify the handle code (A, C, K, W, Z). Specify the accent color (A, S).

48 x 24 x 29 <sup>7</sup> / <sub>8</sub>	1200 x 600 x 757	M___-F244818R	1,262	1,515
42 x 24 x 29 <sup>7</sup> / <sub>8</sub>	1050 x 600 x 757	M___-F244218R	1,204	1,433
36 x 24 x 29 <sup>7</sup> / <sub>8</sub>	900 x 600 x 757	M___-F243618R	1,142	1,369

Specify the surface type (5, 6). Specify the edge (N, 1, 2). Specify the handle code (A, C, K, W, Z). Specify the accent color (A, S).

**Right asymmetrical executive returns**



*1 pedestal on right with lock. 1 box drawer and 1 file drawer with suspension bar. Pencil tray. 1 grommet.*

48 x 24 x 29 <sup>3</sup> / <sub>8</sub>	1200 x 600 x 744	M_N_-R184824F	1,130	1,348
42 x 24 x 29 <sup>3</sup> / <sub>8</sub>	1050 x 600 x 744	M_N_-R184224F	1,063	1,268
36 x 24 x 29 <sup>3</sup> / <sub>8</sub>	900 x 600 x 744	M_N_-R183624F	1,005	1,204

Specify the surface type (1, 2). Edge N. Specify the handle code (A, C, K, W, Z). Specify the accent color (A, S).

48 x 24 x 29 <sup>7</sup> / <sub>8</sub>	1200 x 600 x 757	M___-R184824F	1,262	1,515
42 x 24 x 29 <sup>7</sup> / <sub>8</sub>	1050 x 600 x 757	M___-R184224F	1,204	1,433
36 x 24 x 29 <sup>7</sup> / <sub>8</sub>	900 x 600 x 757	M___-R183624F	1,142	1,369

Specify the surface type (5, 6). Specify the edge (N, 1, 2). Specify the handle code (A, C, K, W, Z). Specify the accent color (A, S).

**Bridge-returns**



*Full-height modesty panel. 1 grommet.*

48 x 24 x 29 <sup>3</sup> / <sub>8</sub>	1200 x 600 x 744	M_NN_-BR2448	505	612
42 x 24 x 29 <sup>3</sup> / <sub>8</sub>	1050 x 600 x 744	M_NN_-BR2442	470	566
36 x 24 x 29 <sup>3</sup> / <sub>8</sub>	900 x 600 x 744	M_NN_-BR2436	445	532
48 x 18 x 29 <sup>3</sup> / <sub>8</sub>	1200 x 450 x 744	M_NN_-BR1848	393	478
42 x 18 x 29 <sup>3</sup> / <sub>8</sub>	1050 x 450 x 744	M_NN_-BR1842	372	453
36 x 18 x 29 <sup>3</sup> / <sub>8</sub>	900 x 450 x 744	M_NN_-BR1836	353	426

Specify the surface type (1, 2). Edge N. Specify the accent color (A, S).

48 x 24 x 29 <sup>7</sup> / <sub>8</sub>	1200 x 600 x 757	M_N_-BR2448	620	739
42 x 24 x 29 <sup>7</sup> / <sub>8</sub>	1050 x 600 x 757	M_N_-BR2442	585	705
36 x 24 x 29 <sup>7</sup> / <sub>8</sub>	900 x 600 x 757	M_N_-BR2436	558	678
48 x 18 x 29 <sup>7</sup> / <sub>8</sub>	1200 x 450 x 757	M_N_-BR1848	464	558
42 x 18 x 29 <sup>7</sup> / <sub>8</sub>	1050 x 450 x 757	M_N_-BR1842	445	532
36 x 18 x 29 <sup>7</sup> / <sub>8</sub>	900 x 450 x 757	M_N_-BR1836	420	511

Specify the surface type (5, 6). Specify the edge (N, 1, 2). Specify the accent color (A, S).

**Left asymmetrical bridge-returns**



*Full-height modesty panel. 1 grommet.*

48 x 24 x 29 <sup>3</sup> / <sub>8</sub>	1200 x 600 x 744	M_NN_-BR244818	572	692
42 x 24 x 29 <sup>3</sup> / <sub>8</sub>	1050 x 600 x 744	M_NN_-BR244218	538	653

Specify the surface type (1, 2). Edge N. Specify the accent color (A, S).

48 x 24 x 29 <sup>7</sup> / <sub>8</sub>	1200 x 600 x 757	M_N_-BR244818	685	824
42 x 24 x 29 <sup>7</sup> / <sub>8</sub>	1050 x 600 x 757	M_N_-BR244218	658	792

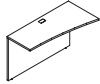
Specify the surface type (5, 6). Specify the edge (N, 1, 2). Specify the accent color (A, S).





All Laminate (\$)  
HPL Surfaces (\$)

W x D x H (in)	W x D x H (mm)	Code	All Laminate (\$)	HPL Surfaces (\$)
<b>Right asymmetrical bridge-returns</b>				
<i>Full-height modesty panel. 1 grommet.</i>				
48 x 24 x 29 3/8	1200 x 600 x 744	M_NN_-BR184824	572	692
42 x 24 x 29 3/8	1050 x 600 x 744	M_NN_-BR184224	538	653

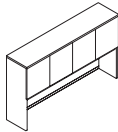


Specify the surface type (1, 2). Edge N. Specify the accent color (A, S).

48 x 24 x 29 3/8	1200 x 600 x 757	M_N_-BR184824	685	824
42 x 24 x 29 3/8	1050 x 600 x 757	M_N_-BR184224	658	792

Specify the surface type (5, 6). Specify the edge (N, 1, 2). Specify the accent color (A, S).

**Hutches with laminate doors – 44" H**



72" to 60": 4 doors  
54" to 48": 3 doors

*Clearance: 20 1/2" (521 mm). Adjustable shelves. 1 grommet. Full-width wire access. Can accommodate a tackboard, refer to page 36.*

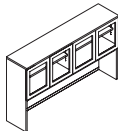
72 x 16 x 44	1800 x 400 x 1099	M1NN_-E724416P	1,560	N/A
66 x 16 x 44	1650 x 400 x 1099	M1NN_-E664416P	1,495	N/A
60 x 16 x 44	1500 x 400 x 1099	M1NN_-E604416P	1,428	N/A
54 x 16 x 44	1350 x 400 x 1099	M1NN_-E544416P	1,353	N/A
48 x 16 x 44	1200 x 400 x 1099	M1NN_-E484416P	1,290	N/A

Edge N. Specify the accent color (A, S). To be used with 1" surfaces.

72 x 16 x 44	1800 x 400 x 1099	M5_N_-E724416P	1,716	N/A
66 x 16 x 44	1650 x 400 x 1099	M5_N_-E664416P	1,635	N/A
60 x 16 x 44	1500 x 400 x 1099	M5_N_-E604416P	1,575	N/A
54 x 16 x 44	1350 x 400 x 1099	M5_N_-E544416P	1,502	N/A
48 x 16 x 44	1200 x 400 x 1099	M5_N_-E484416P	1,409	N/A

Specify the edge (N, 1, 2). Specify the accent color (A, S). To be used with 1 1/2" surfaces.

**Hutches with translucent doors – 44" H**



72" to 60": 4 doors  
54" to 48": 3 doors

Door insert option, change T to: X Matrix, add \$532 (72"-60"); X Matrix, add \$399 (54"-48").

*Clearance: 20 1/2" (521 mm). Adjustable shelves. 1 grommet. Full-width wire access. Can accommodate a tackboard, refer to page 36.*

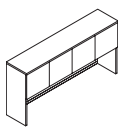
72 x 16 x 44	1800 x 400 x 1099	M1NNS-E724416T	2,253	N/A
66 x 16 x 44	1650 x 400 x 1099	M1NNS-E664416T	2,186	N/A
60 x 16 x 44	1500 x 400 x 1099	M1NNS-E604416T	2,120	N/A
54 x 16 x 44	1350 x 400 x 1099	M1NNS-E544416T	1,873	N/A
48 x 16 x 44	1200 x 400 x 1099	M1NNS-E484416T	1,807	N/A

Edge N. To be used with 1" surfaces.

72 x 16 x 44	1800 x 400 x 1099	M5_NS-E724416T	2,406	N/A
66 x 16 x 44	1650 x 400 x 1099	M5_NS-E664416T	2,325	N/A
60 x 16 x 44	1500 x 400 x 1099	M5_NS-E604416T	2,266	N/A
54 x 16 x 44	1350 x 400 x 1099	M5_NS-E544416T	2,020	N/A
48 x 16 x 44	1200 x 400 x 1099	M5_NS-E484416T	1,927	N/A

Specify the edge (N, 1, 2). Accent color S. To be used with 1 1/2" surfaces.

**Hutches with laminate doors – 36" H**



72" to 60": 4 doors  
54" to 48": 3 doors

*Clearance: 17" (432 mm). 1 grommet. Full-width wire access. Can accommodate a tackboard, refer to page 36.*

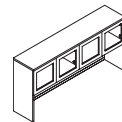
72 x 16 x 36	1800 x 400 x 900	M1NN_-E723616P	1,423	N/A
66 x 16 x 36	1650 x 400 x 900	M1NN_-E663616P	1,353	N/A
60 x 16 x 36	1500 x 400 x 900	M1NN_-E603616P	1,290	N/A
54 x 16 x 36	1350 x 400 x 900	M1NN_-E543616P	1,216	N/A
48 x 16 x 36	1200 x 400 x 900	M1NN_-E483616P	1,156	N/A

Edge N. Specify the accent color (A, S). To be used with 1" surfaces.

72 x 16 x 36	1800 x 400 x 900	M5_N_-E723616P	1,575	N/A
66 x 16 x 36	1650 x 400 x 900	M5_N_-E663616P	1,502	N/A
60 x 16 x 36	1500 x 400 x 900	M5_N_-E603616P	1,433	N/A
54 x 16 x 36	1350 x 400 x 900	M5_N_-E543616P	1,364	N/A
48 x 16 x 36	1200 x 400 x 900	M5_N_-E483616P	1,268	N/A

Specify the edge (N, 1, 2). Specify the accent color (A, S). To be used with 1 1/2" surfaces.

**Hutches with translucent doors – 36" H**



72" to 60": 4 doors  
54" to 48": 3 doors

Door insert option, change T to: X Matrix, add \$532 (72"-60"); X Matrix, add \$399 (54"-48").

W x D x H (in) W x D x H (mm) Code

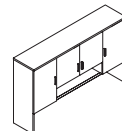
<i>Clearance: 17" (432 mm). 1 grommet. Full-width wire access. Can accommodate a tackboard, refer to page 36.</i>				
72 x 16 x 36	1800 x 400 x 900	M1NNS-E723616T	2,115	N/A
66 x 16 x 36	1650 x 400 x 900	M1NNS-E663616T	2,046	N/A
60 x 16 x 36	1500 x 400 x 900	M1NNS-E603616T	1,980	N/A
54 x 16 x 36	1350 x 400 x 900	M1NNS-E543616T	1,736	N/A
48 x 16 x 36	1200 x 400 x 900	M1NNS-E483616T	1,674	N/A

Edge N. Accent color S. To be used with 1" surfaces.

72 x 16 x 36	1800 x 400 x 1099	M5_NS-E723616T	2,266	N/A
66 x 16 x 36	1650 x 400 x 1099	M5_NS-E663616T	2,195	N/A
60 x 16 x 36	1500 x 400 x 1099	M5_NS-E603616T	2,125	N/A
54 x 16 x 36	1350 x 400 x 1099	M5_NS-E543616T	1,881	N/A
48 x 16 x 36	1200 x 400 x 1099	M5_NS-E483616T	1,787	N/A

Specify the edge (N, 1, 2). Accent color S. To be used with 1 1/2" surfaces.

**Hutches with laminate doors – low profile**



72" to 60": 4 doors  
54" to 48": 3 doors

*Clearance: 13 5/8" - 22 13/16" (346 mm - 579 mm). 1 adjustable shelf on each low profile side. 1 grommet. Full-width wire access. Can accommodate a LGC-LE25. Tackboard not available.*

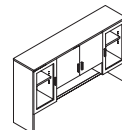
72 x 16 x 44	1800 x 400 x 1099	M1N_-EL724416P	1,927	N/A
--------------	-------------------	----------------	-------	-----

Edge N. Specify the handle code (A, C, K, W, Z). Specify the accent color (A, S). To be used with 1" surfaces.

72 x 16 x 44	1800 x 400 x 1099	M5_-EL724416P	2,081	N/A
--------------	-------------------	---------------	-------	-----

Specify the edge (N, 1, 2). Specify the handle code (A, C, K, W, Z). Specify the accent color (A, S). To be used with 1 1/2" surfaces.

**Hutches with translucent doors – low profile**



Door insert option, change T to: X Matrix, add \$399.

*Clearance: 13 5/8" - 22 13/16" (346 mm - 579 mm). 1 adjustable shelf on each low profile side. 1 grommet. Full-width wire access. Can accommodate a LGC-LE25. Tackboard not available.*

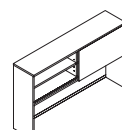
72 x 16 x 44	1800 x 400 x 1099	M1N_S-EL724416T	2,366	N/A
--------------	-------------------	-----------------	-------	-----

Edge N. Accent color S. Specify the handle code (A, C, K, W, Z). To be used with 1" surfaces.

72 x 16 x 44	1800 x 400 x 1099	M5_S-EL724416T	2,525	N/A
--------------	-------------------	----------------	-------	-----

Specify the edge (N, 1, 2). Accent color S. Specify the handle code (A, C, K, W, Z). To be used with 1 1/2" surfaces.

**Hutches with laminate sliding door – 44" H**



*Sliding door covers half of the storage. Clearance: 20 1/2" (521 mm). Adjustable shelves. 1 grommet. Full-width wire access. Can accommodate a tackboard, refer to page 36.*

72 x 16 x 44	1800 x 400 x 1099	M1NN_-EC724416P	1,867	N/A
66 x 16 x 44	1650 x 400 x 1099	M1NN_-EC664416P	1,794	N/A
60 x 16 x 44	1500 x 400 x 1099	M1NN_-EC604416P	1,721	N/A
54 x 16 x 44	1350 x 400 x 1099	M1NN_-EC544416P	1,656	N/A
48 x 16 x 44	1200 x 400 x 1099	M1NN_-EC484416P	1,575	N/A

Edge N. Specify the accent color (A, S). To be used with 1" surfaces.

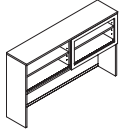
72 x 16 x 44	1800 x 400 x 1099	M5_N_-EC724416P	2,046	N/A
66 x 16 x 44	1650 x 400 x 1099	M5_N_-EC664416P	1,968	N/A
60 x 16 x 44	1500 x 400 x 1099	M5_N_-EC604416P	1,901	N/A
54 x 16 x 44	1350 x 400 x 1099	M5_N_-EC544416P	1,828	N/A
48 x 16 x 44	1200 x 400 x 1099	M5_N_-EC484416P	1,747	N/A

Specify the edge (N, 1, 2). Specify the accent color (A, S). To be used with 1 1/2" surfaces.



All Laminate (\$)  
HPL Surfaces (\$)

**Hutches with translucent sliding door – 44" H**



Door insert option, change T to: X Matrix, add \$399.

*Sliding door covers half of the storage. Clearance: 20½" (521 mm). Adjustable shelves. 1 grommet. Full-width wire access. Can accommodate a tackboard, refer to page 36.*

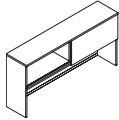
W x D x H (in)	W x D x H (mm)	Code	All Laminate (\$)	HPL Surfaces (\$)
72 x 16 x 44	1800 x 400 x 1099	M1NNS-EC724416T	2,281	N/A
66 x 16 x 44	1650 x 400 x 1099	M1NNS-EC664416T	2,213	N/A
60 x 16 x 44	1500 x 400 x 1099	M1NNS-EC604416T	2,133	N/A
54 x 16 x 44	1350 x 400 x 1099	M1NNS-EC544416T	2,065	N/A
48 x 16 x 44	1200 x 400 x 1099	M1NNS-EC484416T	1,994	N/A

**Edge N. Accent color S. To be used with 1" surfaces.**

72 x 16 x 44	1800 x 400 x 1099	M5_NS-EC724416T	2,459	N/A
66 x 16 x 44	1650 x 400 x 1099	M5_NS-EC664416T	2,386	N/A
60 x 16 x 44	1500 x 400 x 1099	M5_NS-EC604416T	2,313	N/A
54 x 16 x 44	1350 x 400 x 1099	M5_NS-EC544416T	2,240	N/A
48 x 16 x 44	1200 x 400 x 1099	M5_NS-EC484416T	2,166	N/A

**Specify the edge (N, 1, 2). Accent color S. To be used with 1½" surfaces.**

**Hutches with laminate sliding door – 36" H**



*Sliding door covers half of the storage. Clearance: 17" (432 mm). 1 grommet. Full-width wire access. Can accommodate a tackboard, refer to page 36.*

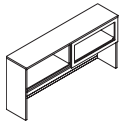
W x D x H (in)	W x D x H (mm)	Code	All Laminate (\$)	HPL Surfaces (\$)
72 x 16 x 36	1800 x 400 x 900	M1NN-EC723616P	1,727	N/A
66 x 16 x 36	1650 x 400 x 900	M1NN-EC663616P	1,661	N/A
60 x 16 x 36	1500 x 400 x 900	M1NN-EC603616P	1,582	N/A
54 x 16 x 36	1350 x 400 x 900	M1NN-EC543616P	1,515	N/A
48 x 16 x 36	1200 x 400 x 900	M1NN-EC483616P	1,433	N/A

**Edge N. Specify the accent color (A, S). To be used with 1" surfaces.**

72 x 16 x 36	1800 x 400 x 900	M5_N-EC723616P	1,908	N/A
66 x 16 x 36	1650 x 400 x 900	M5_N-EC663616P	1,834	N/A
60 x 16 x 36	1500 x 400 x 900	M5_N-EC603616P	1,761	N/A
54 x 16 x 36	1350 x 400 x 900	M5_N-EC543616P	1,688	N/A
48 x 16 x 36	1200 x 400 x 900	M5_N-EC483616P	1,608	N/A

**Specify the edge (N, 1, 2). Specify the accent color (A, S). To be used with 1½" surfaces.**

**Hutches with translucent sliding door – 36" H**



Door insert option, change T to: X Matrix, add \$399.

*Sliding door covers half of the storage. Clearance: 17" (432 mm). 1 grommet. Full-width wire access. Can accommodate a tackboard, refer to page 36.*

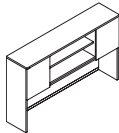
W x D x H (in)	W x D x H (mm)	Code	All Laminate (\$)	HPL Surfaces (\$)
72 x 16 x 36	1800 x 400 x 900	M1NNS-EC723616T	2,139	N/A
66 x 16 x 36	1650 x 400 x 900	M1NNS-EC663616T	2,073	N/A
60 x 16 x 36	1500 x 400 x 900	M1NNS-EC603616T	2,000	N/A
54 x 16 x 36	1350 x 400 x 900	M1NNS-EC543616T	1,927	N/A
48 x 16 x 36	1200 x 400 x 900	M1NNS-EC483616T	1,854	N/A

**Edge N. Accent color S. To be used with 1" surfaces.**

72 x 16 x 36	1800 x 400 x 900	M5_NS-EC723616T	2,319	N/A
66 x 16 x 36	1650 x 400 x 900	M5_NS-EC663616T	2,246	N/A
60 x 16 x 36	1500 x 400 x 900	M5_NS-EC603616T	2,180	N/A
54 x 16 x 36	1350 x 400 x 900	M5_NS-EC543616T	2,099	N/A
48 x 16 x 36	1200 x 400 x 900	M5_NS-EC483616T	2,029	N/A

**Specify the edge (N, 1, 2). Accent color S. To be used with 1½" surfaces.**

**Hutches with laminate doors, opened center – 44" H**



*Clearance: 20½" (513 mm). Adjustable shelves. 1 grommet. Full-width wire access. Can accommodate a tackboard, refer to page 36.*

W x D x H (in)	W x D x H (mm)	Code	All Laminate (\$)	HPL Surfaces (\$)
72 x 16 x 44	1800 x 400 x 1099	M1NN-E0724416P	1,495	N/A
66 x 16 x 44	1650 x 400 x 1099	M1NN-E0664416P	1,423	N/A
60 x 16 x 44	1500 x 400 x 1099	M1NN-E0604416P	1,364	N/A
54 x 16 x 44	1350 x 400 x 1099	M1NN-E0544416P	1,284	N/A
48 x 16 x 44	1200 x 400 x 1099	M1NN-E0484416P	1,222	N/A

**Edge N. Specify the accent color (A, S). To be used with 1" surfaces.**



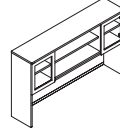
All Laminate (\$)  
HPL Surfaces (\$)

**Hutches with laminate doors, opened center – 44" H (cont'd)**

W x D x H (in)	W x D x H (mm)	Code	All Laminate (\$)	HPL Surfaces (\$)
72 x 16 x 44	1800 x 400 x 1099	M5_N-E0724416P	1,650	N/A
66 x 16 x 44	1650 x 400 x 1099	M5_N-E0664416P	1,570	N/A
60 x 16 x 44	1500 x 400 x 1099	M5_N-E0604416P	1,508	N/A
54 x 16 x 44	1350 x 400 x 1099	M5_N-E0544416P	1,428	N/A
48 x 16 x 44	1200 x 400 x 1099	M5_N-E0484416P	1,342	N/A

**Specify the edge (N, 1, 2). Specify the accent color (A, S). To be used with 1½" surfaces.**

**Hutches with translucent doors, opened center – 44" H**



Door insert option, change T to: X Matrix, add \$266.

*Clearance: 20½" (513 mm). Adjustable shelves. 1 grommet. Full-width wire access. Can accommodate a tackboard, refer to page 36.*

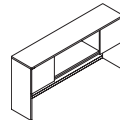
W x D x H (in)	W x D x H (mm)	Code	All Laminate (\$)	HPL Surfaces (\$)
72 x 16 x 44	1800 x 400 x 1099	M1NNS-E0724416T	1,828	N/A
66 x 16 x 44	1650 x 400 x 1099	M1NNS-E0664416T	1,755	N/A
60 x 16 x 44	1500 x 400 x 1099	M1NNS-E0604416T	1,696	N/A
54 x 16 x 44	1350 x 400 x 1099	M1NNS-E0544416T	1,615	N/A
48 x 16 x 44	1200 x 400 x 1099	M1NNS-E0484416T	1,553	N/A

**Edge N. Accent color S. To be used with 1" surfaces.**

72 x 16 x 44	1800 x 400 x 1099	M5_NS-E0724416T	1,980	N/A
66 x 16 x 44	1650 x 400 x 1099	M5_NS-E0664416T	1,901	N/A
60 x 16 x 44	1500 x 400 x 1099	M5_NS-E0604416T	1,840	N/A
54 x 16 x 44	1350 x 400 x 1099	M5_NS-E0544416T	1,761	N/A
48 x 16 x 44	1200 x 400 x 1099	M5_NS-E0484416T	1,674	N/A

**Specify the edge (N, 1, 2). Accent color S. To be used with 1½" surfaces.**

**Hutches with laminate doors, opened center – 36" H**



*Clearance: 17" (432 mm). 1 grommet. Full-width wire access. Can accommodate a tackboard, refer to page 36.*

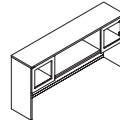
W x D x H (in)	W x D x H (mm)	Code	All Laminate (\$)	HPL Surfaces (\$)
72 x 16 x 36	1800 x 400 x 900	M1NN-E0723616P	1,353	N/A
66 x 16 x 36	1650 x 400 x 900	M1NN-E0663616P	1,284	N/A
60 x 16 x 36	1500 x 400 x 900	M1NN-E0603616P	1,222	N/A
54 x 16 x 36	1350 x 400 x 900	M1NN-E0543616P	1,150	N/A
48 x 16 x 36	1200 x 400 x 900	M1NN-E0483616P	1,085	N/A

**Edge N. Specify the accent color (A, S). To be used with 1" surfaces.**

72 x 16 x 36	1800 x 400 x 900	M5_N-E0723616P	1,508	N/A
66 x 16 x 36	1650 x 400 x 900	M5_N-E0663616P	1,428	N/A
60 x 16 x 36	1500 x 400 x 900	M5_N-E0603616P	1,369	N/A
54 x 16 x 36	1350 x 400 x 900	M5_N-E0543616P	1,290	N/A
48 x 16 x 36	1200 x 400 x 900	M5_N-E0483616P	1,204	N/A

**Specify the edge (N, 1, 2). Specify the accent color (A, S). To be used with 1½" surfaces.**

**Hutches with translucent doors, opened center – 36" H**



Door insert option, change T to: X Matrix, add \$266.

*Clearance: 17" (432 mm). 1 grommet. Full-width wire access. Can accommodate a tackboard, refer to page 36.*

W x D x H (in)	W x D x H (mm)	Code	All Laminate (\$)	HPL Surfaces (\$)
72 x 16 x 36	1800 x 400 x 900	M1NNS-E0723616T	1,688	N/A
66 x 16 x 36	1650 x 400 x 900	M1NNS-E0663616T	1,615	N/A
60 x 16 x 36	1500 x 400 x 900	M1NNS-E0603616T	1,553	N/A
54 x 16 x 36	1350 x 400 x 900	M1NNS-E0543616T	1,483	N/A
48 x 16 x 36	1200 x 400 x 900	M1NNS-E0483616T	1,415	N/A

**Edge N. Accent color S. To be used with 1" surfaces.**

72 x 16 x 36	1800 x 400 x 900	M5_NS-E0723616T	1,840	N/A
66 x 16 x 36	1650 x 400 x 900	M5_NS-E0663616T	1,761	N/A
60 x 16 x 36	1500 x 400 x 900	M5_NS-E0603616T	1,701	N/A
54 x 16 x 36	1350 x 400 x 900	M5_NS-E0543616T	1,622	N/A
48 x 16 x 36	1200 x 400 x 900	M5_NS-E0483616T	1,536	N/A

**Specify the edge (N, 1, 2). Accent color S. To be used with 1½" surfaces.**

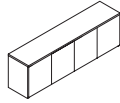


All Laminate (\$)  
HPL Surfaces (\$)

**Wall-mounted hutches with laminate doors – 22" H**

*Adjustable shelves. Hanger bar included for wall-mount installation. Can accommodate a tackboard, refer to page 36.*

W x D x H (in)	W x D x H (mm)	Code	All Laminate (\$)	HPL Surfaces (\$)
72 x 16 x 22	1800 x 400 x 567	M1NNN-EM722216P	1,495	N/A
66 x 16 x 22	1650 x 400 x 567	M1NNN-EM662216P	1,423	N/A
60 x 16 x 22	1500 x 400 x 567	M1NNN-EM602216P	1,364	N/A
54 x 16 x 22	1350 x 400 x 567	M1NNN-EM542216P	1,284	N/A
48 x 16 x 22	1200 x 400 x 567	M1NNN-EM482216P	1,222	N/A



72" to 60": 4 doors  
54" to 48": 3 doors

**Edge N. To be used with 1" surfaces.**

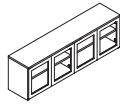
72 x 16 x 22	1800 x 400 x 567	M5_NN-EM722216P	1,650	N/A
66 x 16 x 22	1650 x 400 x 567	M5_NN-EM662216P	1,570	N/A
60 x 16 x 22	1500 x 400 x 567	M5_NN-EM602216P	1,508	N/A
54 x 16 x 22	1350 x 400 x 567	M5_NN-EM542216P	1,428	N/A
48 x 16 x 22	1200 x 400 x 567	M5_NN-EM482216P	1,342	N/A

**Specify the edge (N, 1, 2). To be used with 1½" surfaces.**

**Wall-mounted hutches with translucent doors – 22" H**

*Adjustable shelves. Hanger bar included for wall-mount installation. Can accommodate a tackboard, refer to page 36.*

W x D x H (in)	W x D x H (mm)	Code	All Laminate (\$)	HPL Surfaces (\$)
72 x 16 x 22	1800 x 400 x 567	M1NNS-EM722216T	2,160	N/A
66 x 16 x 22	1650 x 400 x 567	M1NNS-EM662216T	2,087	N/A
60 x 16 x 22	1500 x 400 x 567	M1NNS-EM602216T	2,029	N/A
54 x 16 x 22	1350 x 400 x 567	M1NNS-EM542216T	1,782	N/A
48 x 16 x 22	1200 x 400 x 567	M1NNS-EM482216T	1,721	N/A



Door insert option, change T to: X Matrix.  
72" to 60": 4 doors  
X Matrix, add \$532;  
54" to 48": 3 doors  
X Matrix, add \$399.

**Edge N. Accent color S. To be used with 1" surfaces.**

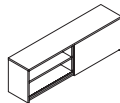
72 x 16 x 22	1800 x 400 x 567	M5_NS-EM722216T	2,313	N/A
66 x 16 x 22	1650 x 400 x 567	M5_NS-EM662216T	2,232	N/A
60 x 16 x 22	1500 x 400 x 567	M5_NS-EM602216T	2,174	N/A
54 x 16 x 22	1350 x 400 x 567	M5_NS-EM542216T	1,927	N/A
48 x 16 x 22	1200 x 400 x 567	M5_NS-EM482216T	1,840	N/A

**Specify the edge (N, 1, 2). Accent color S. To be used with 1½" surfaces.**

**Wall-mounted hutches with laminate sliding door – 22" H**

*Adjustable shelves. Hanger bar included for wall-mount installation. Can accommodate a tackboard, refer to page 36.*

W x D x H (in)	W x D x H (mm)	Code	All Laminate (\$)	HPL Surfaces (\$)
72 x 16 x 22	1800 x 400 x 567	M1NNN-EMC722216P	1,794	N/A
66 x 16 x 22	1650 x 400 x 567	M1NNN-EMC662216P	1,727	N/A
60 x 16 x 22	1500 x 400 x 567	M1NNN-EMC602216P	1,667	N/A
54 x 16 x 22	1350 x 400 x 567	M1NNN-EMC542216P	1,588	N/A
48 x 16 x 22	1200 x 400 x 567	M1NNN-EMC482216P	1,529	N/A



**Edge N. To be used with 1" surfaces.**

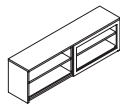
72 x 16 x 22	1800 x 400 x 567	M5_NN-EMC722216P	1,947	N/A
66 x 16 x 22	1650 x 400 x 567	M5_NN-EMC662216P	1,873	N/A
60 x 16 x 22	1500 x 400 x 567	M5_NN-EMC602216P	1,807	N/A
54 x 16 x 22	1350 x 400 x 567	M5_NN-EMC542216P	1,736	N/A
48 x 16 x 22	1200 x 400 x 567	M5_NN-EMC482216P	1,650	N/A

**Specify the edge (N, 1, 2). To be used with 1½" surfaces.**

**Wall-mounted hutches with translucent sliding door – 22" H**

*Adjustable shelves. Hanger bar included for wall-mount installation. Can accommodate a tackboard, refer to page 36.*

W x D x H (in)	W x D x H (mm)	Code	All Laminate (\$)	HPL Surfaces (\$)
72 x 16 x 22	1800 x 400 x 567	M1NNS-EMC722216T	2,195	N/A
66 x 16 x 22	1650 x 400 x 567	M1NNS-EMC662216T	2,125	N/A
60 x 16 x 22	1500 x 400 x 567	M1NNS-EMC602216T	2,065	N/A
54 x 16 x 22	1350 x 400 x 567	M1NNS-EMC542216T	1,987	N/A
48 x 16 x 22	1200 x 400 x 567	M1NNS-EMC482216T	1,927	N/A



Door insert option, change T to: X Matrix, add \$399.

**Edge N. Accent color S. To be used with 1" surfaces.**

**Wall-mounted hutches with translucent sliding door – 22" H (cont'd)**

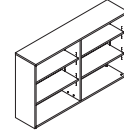
W x D x H (in)	W x D x H (mm)	Code	All Laminate (\$)	HPL Surfaces (\$)
72 x 16 x 22	1800 x 400 x 567	M5_NS-EMC722216T	2,347	N/A
66 x 16 x 22	1650 x 400 x 567	M5_NS-EMC662216T	2,272	N/A
60 x 16 x 22	1500 x 400 x 567	M5_NS-EMC602216T	2,206	N/A
54 x 16 x 22	1350 x 400 x 567	M5_NS-EMC542216T	2,133	N/A
48 x 16 x 22	1200 x 400 x 567	M5_NS-EMC482216T	2,046	N/A

**Specify the edge (N, 1, 2). Accent color S. To be used with 1½" surfaces.**

**Open bookcase hutches – 44" H**

*Adjustable shelves. Can accommodate a tackboard, refer to page 36.*

W x D x H (in)	W x D x H (mm)	Code	All Laminate (\$)	HPL Surfaces (\$)
72 x 16 x 44	1800 x 400 x 1099	M1NNN-EB724416	1,290	N/A
36 x 16 x 44	900 x 400 x 1099	M1NNN-EB364416	824	N/A



**Edge N. To be used with 1" surfaces.**

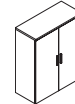
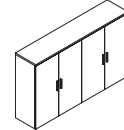
72 x 16 x 44	1800 x 400 x 1099	M5_NN-EB724416	1,433	N/A
36 x 16 x 44	900 x 400 x 1099	M5_NN-EB364416	890	N/A

**Specify the edge (N, 1, 2). To be used with 1½" surfaces.**

**Bookcase hutches with doors – 44" H**

*Adjustable shelves. Can accommodate a tackboard, refer to page 36.*

W x D x H (in)	W x D x H (mm)	Code	All Laminate (\$)	HPL Surfaces (\$)
72 x 16 x 44	1800 x 400 x 1099	M1N__-EB724416P	1,901	N/A
36 x 16 x 44	900 x 400 x 1099	M1N__-EB364416P	1,130	N/A



**Edge N. Specify the handle code (A, C, K, W, Z). Specify the accent color (A, S). To be used with 1" surfaces.**

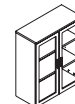
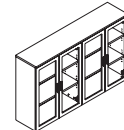
72 x 16 x 44	1800 x 400 x 1099	M5___-EB724416P	2,046	N/A
36 x 16 x 44	900 x 400 x 1099	M5___-EB364416P	1,204	N/A

**Specify the edge (N, 1, 2). Specify the handle code (A, C, K, W, Z). Specify the accent color (A, S). To be used with 1½" surfaces.**

**Bookcase hutches with translucent doors – 44" H**

*Adjustable shelves. Can accommodate a tackboard, refer to page 36.*

W x D x H (in)	W x D x H (mm)	Code	All Laminate (\$)	HPL Surfaces (\$)
72 x 16 x 44	1800 x 400 x 1099	M1N_S-EB724416T	2,962	N/A
36 x 16 x 44	900 x 400 x 1099	M1N_S-EB364416T	1,661	N/A



**Edge N. Accent color S. Specify the handle code (A, C, K, W, Z). To be used with 1" surfaces.**

72 x 16 x 44	1800 x 400 x 1099	M5_S-EB724416T	3,111	N/A
36 x 16 x 44	900 x 400 x 1099	M5_S-EB364416T	1,737	N/A

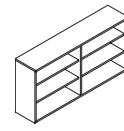
**Specify the edge (N, 1, 2). Accent color S. Specify the handle code (A, C, K, W, Z). To be used with 1½" surfaces.**

Door insert option, change T to: X Matrix, add \$1,063 for EB724416X; add \$532 for EB364416X.

**Open bookcase hutches – 36" H**

*Adjustable shelves. Can accommodate a tackboard, refer to page 36.*

W x D x H (in)	W x D x H (mm)	Code	All Laminate (\$)	HPL Surfaces (\$)
72 x 16 x 36	1800 x 400 x 900	M1NNN-EB723616	1,164	N/A
36 x 16 x 36	900 x 400 x 900	M1NNN-EB363616	739	N/A



**Edge N. To be used with 1" surfaces.**

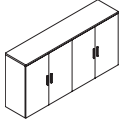
72 x 16 x 36	1800 x 400 x 900	M5_NN-EB723616	1,290	N/A
36 x 16 x 36	900 x 400 x 900	M5_NN-EB363616	803	N/A

**Specify the edge (N, 1, 2). To be used with 1½" surfaces.**



All Laminate (\$)  
HPL Surfaces (\$)

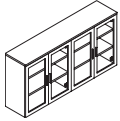
**Bookcase hutches with laminate doors – 36" H**



W x D x H (in)	W x D x H (mm)	Code	All Laminate (\$)	HPL Surfaces (\$)
<i>Adjustable shelves. Can accommodate a tackboard, refer to page 36.</i>				
72 x 16 x 36	1800 x 400 x 900	M1N__-EB723616P	1,716	N/A
36 x 16 x 36	900 x 400 x 900	M1N__-EB363616P	1,016	N/A
<b>Edge N. Specify the handle code (A, C, K, W, Z). To be used with 1" surfaces.</b>				
72 x 16 x 36	1800 x 400 x 900	M5__-EB723616P	1,840	N/A
36 x 16 x 36	900 x 400 x 900	M5__-EB363616P	1,085	N/A

**Specify the edge (N, 1, 2). Specify the handle code (A, C, K, W, Z). To be used with 1½" surfaces.**

**Bookcase hutches with translucent doors – 36" H**

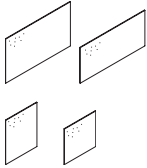


W x D x H (in)	W x D x H (mm)	Code	All Laminate (\$)	HPL Surfaces (\$)
<i>Adjustable shelves. Can accommodate a tackboard, refer to page 36.</i>				
72 x 16 x 36	1800 x 400 x 900	M1N_S-EB723616T	2,779	N/A
36 x 16 x 36	900 x 400 x 900	M1N_S-EB363616T	1,548	N/A
<b>Edge N. Accent color S. Specify the handle code (A, C, K, W, Z). To be used with 1" surfaces.</b>				
72 x 16 x 36	1800 x 400 x 900	M5N_S-EB723616T	2,904	N/A
36 x 16 x 36	900 x 400 x 900	M5N_S-EB363616T	1,615	N/A

**Specify the edge (N, 1, 2). Accent color S. Specify the handle code (A, C, K, W, Z). To be used with 1½" surfaces.**

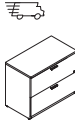
Door insert option, change T to:  
X Matrix, add \$1,063 for EB723616X; add \$532 for EB363616X.

**Tackboards**



W x D x H (in)	W x D x H (mm)	Code	All Laminate (\$)	HPL Surfaces (\$)
<i>To be used on back of bookcase hutches. These prices are applicable for United Chair® Grade 1 and 2 fabrics. For other United Chair® grades add: Grade 3: 15%, Grade 4: 20%, Grade 5: 25%, Grade 6: 30%, Grade 7: 35%. For any other dimension, please contact the Quotations Department.</i>				
70 x 1½ x 42	1740 x 13 x 1040	MNNNN-TK7042EB	625	N/A
70 x 1½ x 34	1740 x 13 x 840	MNNNN-TK7034EB	585	N/A
34 x 1½ x 42	840 x 13 x 1040	MNNNN-TK3442EB	411	N/A
34 x 1½ x 34	840 x 13 x 840	MNNNN-TK3434EB	378	N/A

**Lateral file units**



W x D x H (in)	W x D x H (mm)	Code	All Laminate (\$)	HPL Surfaces (\$)
<i>2 file drawers with suspension bars. Lock. Optional counterweight to meet BIFMA standards, refer to page 149.</i>				
36 x 24 x 29¾	900 x 600 x 744	M_N_-2436LF	1,257	1,515
36 x 20 x 29¾	900 x 500 x 744	M_N_-2036LF	1,222	1,473
<b>Specify the surface type (1, 2). Edge N. Specify the handle code (A, C, K, W, Z). Specify the accent color (A, S).</b>				
36 x 24 x 29⅞	900 x 600 x 757	M____-2436LF	1,388	1,674
36 x 20 x 29⅞	900 x 500 x 757	M____-2036LF	1,348	1,615

**Specify the surface type (5, 6). Specify the edge (N, 1, 2). Specify the handle code (A, C, K, W, Z). Specify the accent color (A, S).**

**Open lateral file units**



W x D x H (in)	W x D x H (mm)	Code	All Laminate (\$)	HPL Surfaces (\$)
<i>1 file drawer with suspension bar. Lock. Optional counterweight to meet BIFMA standards, refer to page 149.</i>				
36 x 24 x 29¾	900 x 600 x 744	M_N_-SLF2436	970	1,170
36 x 20 x 29¾	900 x 500 x 744	M_N_-SLF2036	930	1,117
<b>Specify the surface type (1, 2). Edge N. Specify the handle code (A, C, K, W, Z). Specify the accent color (A, S).</b>				
36 x 24 x 29⅞	900 x 600 x 757	M____-SLF2436	1,096	1,324
36 x 20 x 29⅞	900 x 500 x 757	M____-SLF2036	1,057	1,262

**Specify the surface type (5, 6). Specify the edge (N, 1, 2). Specify the handle code (A, C, K, W, Z). Specify the accent color (A, S).**



All Laminate (\$)  
HPL Surfaces (\$)

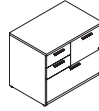
**Bookcase units**



W x D x H (in)	W x D x H (mm)	Code	All Laminate (\$)	HPL Surfaces (\$)
<i>Bookcase with doors and adjustable shelf.</i>				
36 x 24 x 29¾	900 x 600 x 744	M_N_-2436B	1,085	1,307
36 x 20 x 29¾	900 x 500 x 744	M_N_-2036B	1,030	1,242
<b>Specify the surface type (1, 2). Edge N. Specify the handle code (A, C, K, W, Z). Specify the accent color (A, S).</b>				
36 x 24 x 29⅞	900 x 600 x 757	M____-2436B	1,222	1,473
36 x 20 x 29⅞	900 x 500 x 757	M____-2036B	1,175	1,409

**Specify the surface type (5, 6). Specify the edge (N, 1, 2). Specify the handle code (A, C, K, W, Z). Specify the accent color (A, S).**

**Combined pedestals**



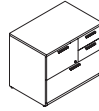
W x D x H (in)	W x D x H (mm)	Code	All Laminate (\$)	HPL Surfaces (\$)
<i>2 box drawers on left, 2 file drawers with suspension bars. Lock. Pencil tray. Optional counterweight to meet BIFMA standards, refer to page 149.</i>				
36 x 24 x 29	900 x 600 x 744	M_N_-2436CO	1,588	1,707
30 x 24 x 29	750 x 600 x 744	M_N_-2430CO	1,541	1,661
36 x 20 x 29	900 x 500 x 744	M_N_-2036CO	1,541	1,661
30 x 20 x 29	750 x 500 x 744	M_N_-2030CO	1,502	1,615

**Specify the surface type (1, 2). Edge N. Specify the handle code (A, C, K, W, Z). Specify the accent color (A, S).**

36 x 24 x 29½	900 x 600 x 757	M____-2436CO	1,747	1,881
30 x 24 x 29½	750 x 600 x 757	M____-2430CO	1,696	1,823
36 x 20 x 29½	900 x 500 x 757	M____-2036CO	1,696	1,823
30 x 20 x 29½	750 x 500 x 757	M____-2030CO	1,656	1,768

**Specify the surface type (5, 6). Specify the edge (N, 1, 2). Specify the handle code (A, C, K, W, Z). Specify the accent color (A, S).**

**Combined pedestals**



W x D x H (in)	W x D x H (mm)	Code	All Laminate (\$)	HPL Surfaces (\$)
<i>2 box drawers on right, 2 file drawers with suspension bars. Lock. Pencil tray. Optional counterweight to meet BIFMA standards, refer to page 149.</i>				
36 x 24 x 29	900 x 600 x 744	M_N_-C02436	1,588	1,707
30 x 24 x 29	750 x 600 x 744	M_N_-C02430	1,541	1,661
36 x 20 x 29	900 x 500 x 744	M_N_-C02036	1,541	1,661
30 x 20 x 29	750 x 500 x 744	M_N_-C02030	1,502	1,615

**Specify the surface type (1, 2). Edge N. Specify the handle code (A, C, K, W, Z). Specify the accent color (A, S).**

36 x 24 x 29½	900 x 600 x 757	M____-C02436	1,747	1,881
30 x 24 x 29½	750 x 600 x 757	M____-C02430	1,696	1,823
36 x 20 x 29½	900 x 500 x 757	M____-C02036	1,696	1,823
30 x 20 x 29½	750 x 500 x 757	M____-C02030	1,656	1,768

**Specify the surface type (5, 6). Specify the edge (N, 1, 2). Specify the handle code (A, C, K, W, Z). Specify the accent color (A, S).**

**Modular lateral files**



W x D x H (in)	W x D x H (mm)	Code	All Laminate (\$)	HPL Surfaces (\$)
<i>2 file drawers with suspension bars. Lock. Must be installed under a work surface. 1 tone only.</i>				
36 x 18 x 28	900 x 466 x 719	MNN_-1836LFL	1,191	N/A
30 x 18 x 28	750 x 466 x 719	MNN_-1830LFL	1,156	N/A
<b>Specify the handle code (A, C, K, W, Z). Specify the accent color (A, S).</b>				

**Modular combined pedestals**



W x D x H (in)	W x D x H (mm)	Code	All Laminate (\$)	HPL Surfaces (\$)
<i>2 box drawers on left, 2 file drawers with suspension bars. Lock. Pencil tray. Must be installed under a work surface. 1 tone only.</i>				
36 x 18 x 28	900 x 466 x 719	MNN_-1836COL	1,473	N/A
30 x 18 x 28	750 x 466 x 719	MNN_-1830COL	1,376	N/A
<b>Specify the handle code (A, C, K, W, Z). Specify the accent color (A, S).</b>				

**Modular combined pedestals**



W x D x H (in)	W x D x H (mm)	Code	All Laminate (\$)	HPL Surfaces (\$)
<i>2 box drawers on right, 2 file drawers with suspension bars. Lock. Pencil tray. Must be installed under a work surface. 1 tone only.</i>				
36 x 18 x 28	900 x 466 x 719	MNN_-C01836L	1,473	N/A
30 x 18 x 28	750 x 466 x 719	MNN_-C01830L	1,376	N/A
<b>Specify the handle code (A, C, K, W, Z). Specify the accent color (A, S).</b>				





All HPL Laminate (\$) Surfaces (\$)

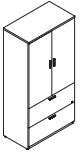
**Modular bookcases with doors**



W x D x H (in)	W x D x H (mm)	Code	All Laminate (\$)	HPL Surfaces (\$)
<i>1 adjustable shelf. Lock. Must be installed under a work surface. 1 tone only.</i>				
36 x 18 x 28	900 x 466 x 719	MNN_-1836BL	1,016	N/A
30 x 18 x 28	750 x 466 x 719	MNN_-1830BL	964	N/A

Specify the handle code (A, C, K, W, Z). Specify the accent color (A, S).

**Storage / lateral file cabinets with laminate doors**



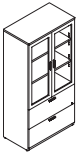
W x D x H (in)	W x D x H (mm)	Code	All Laminate (\$)	HPL Surfaces (\$)
<i>Bookcase with doors, 2 adjustable shelves. 2 file drawers with suspension bars. Lock on drawers.</i>				
36 x 24 x 73 3/8	900 x 600 x 1844	M1N_-243673LFB	2,306	N/A
36 x 20 x 73 3/8	900 x 500 x 1844	M1N_-203673LFB	2,087	N/A

Edge N. Specify the handle code (A, C, K, W, Z). Specify the accent color (A, S). To be used with 1" surfaces.

36 x 24 x 73 3/8	900 x 600 x 1856	M5_-243673LFB	2,585	N/A
36 x 20 x 73 3/8	900 x 500 x 1856	M5_-203673LFB	2,363	N/A

Specify the edge (N, 1, 2). Specify the handle code (A, C, K, W, Z). Specify the accent color (A, S). To be used with 1 1/2" surfaces.

**Storage / lateral file cabinets with translucent doors**



W x D x H (in)	W x D x H (mm)	Code	All Laminate (\$)	HPL Surfaces (\$)
<i>Bookcase with doors, 2 adjustable shelves. 2 file drawers with suspension bars. Lock on drawers.</i>				
36 x 24 x 73 3/8	900 x 600 x 1844	M1N_S-243673LFBT	2,837	N/A
36 x 20 x 73 3/8	900 x 500 x 1844	M1N_S-203673LFBT	2,620	N/A

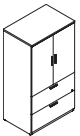
Edge N. Specify the handle code (A, C, K, W, Z). Accent color S. To be used with 1" surfaces.

36 x 24 x 73 3/8	900 x 600 x 1856	M5_S-243673LFBT	3,017	N/A
36 x 20 x 73 3/8	900 x 500 x 1856	M5_S-203673LFBT	2,804	N/A

Specify the edge (N, 1, 2). Specify the handle code (A, C, K, W, Z). Accent color S. To be used with 1 1/2" surfaces.

Door insert option, change T to: X Matrix, add \$664.

**Storage / lateral file cabinets with laminate doors**



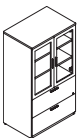
W x D x H (in)	W x D x H (mm)	Code	All Laminate (\$)	HPL Surfaces (\$)
<i>Bookcase with doors, 2 adjustable shelves. 2 file drawers with suspension bars. Lock on drawers.</i>				
36 x 24 x 65 3/8	900 x 600 x 1644	M1N_-243665LFB	2,227	N/A
36 x 20 x 65 3/8	900 x 500 x 1644	M1N_-203665LFB	2,006	N/A

Edge N. Specify the handle code (A, C, K, W, Z). Specify the accent color (A, S). To be used with 1" surfaces.

36 x 24 x 65 3/8	900 x 600 x 1657	M5_-243665LFB	2,406	N/A
36 x 20 x 65 3/8	900 x 500 x 1657	M5_-203665LFB	2,195	N/A

Specify the edge (N, 1, 2). Specify the handle code (A, C, K, W, Z). Specify the accent color (A, S). To be used with 1 1/2" surfaces.

**Storage / lateral file cabinets with translucent doors**



W x D x H (in)	W x D x H (mm)	Code	All Laminate (\$)	HPL Surfaces (\$)
<i>Bookcase with doors, 2 adjustable shelves. 2 file drawers with suspension bars. Lock on drawers.</i>				
36 x 24 x 65 3/8	900 x 600 x 1644	M1N_S-243665LFBT	2,779	N/A
36 x 20 x 65 3/8	900 x 500 x 1644	M1N_S-203665LFBT	2,558	N/A

Edge N. Specify the handle code (A, C, K, W, Z). Accent color S. To be used with 1" surfaces.

36 x 24 x 65 3/8	900 x 600 x 1657	M5_S-243665LFBT	2,957	N/A
36 x 20 x 65 3/8	900 x 500 x 1657	M5_S-203665LFBT	2,747	N/A

Specify the edge (N, 1, 2). Specify the handle code (A, C, K, W, Z). Accent color S. To be used with 1 1/2" surfaces.

Door insert option, change T to: X Matrix, add \$664.

**Storage / lateral file cabinets with pigeonholes and laminate doors**



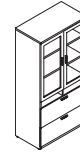
W x D x H (in)	W x D x H (mm)	Code	All Laminate (\$)	HPL Surfaces (\$)
<i>Bookcase with doors, 2 adjustable shelves. 2 pigeonholes. 2 file drawers with suspension bars. Lock on drawers.</i>				
36 x 24 x 73 3/8	900 x 600 x 1844	M1N_-243673LDB	2,445	N/A
36 x 20 x 73 3/8	900 x 500 x 1844	M1N_-203673LDB	2,227	N/A

Edge N. Specify the handle code (A, C, K, W, Z). Specify the accent color (A, S). To be used with 1" surfaces.

36 x 24 x 73 3/8	900 x 600 x 1856	M5_-243673LDB	2,626	N/A
36 x 20 x 73 3/8	900 x 500 x 1856	M5_-203673LDB	2,413	N/A

Specify the edge (N, 1, 2). Specify the handle code (A, C, K, W, Z). Specify the accent color (A, S). To be used with 1 1/2" surfaces.

**Storage / lateral file cabinets with pigeonholes and translucent doors**



W x D x H (in)	W x D x H (mm)	Code	All Laminate (\$)	HPL Surfaces (\$)
<i>Bookcase with doors, 2 adjustable shelves. 2 pigeonholes. 2 file drawers with suspension bars. Lock on drawers.</i>				
36 x 24 x 73 3/8	900 x 600 x 1844	M1N_S-243673LDBT	2,978	N/A
36 x 20 x 73 3/8	900 x 500 x 1844	M1N_S-203673LDBT	2,757	N/A

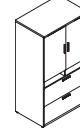
Edge N. Specify the handle code (A, C, K, W, Z). Accent color S. To be used with 1" surfaces.

36 x 24 x 73 3/8	900 x 600 x 1856	M5_S-243673LDBT	3,156	N/A
36 x 20 x 73 3/8	900 x 500 x 1856	M5_S-203673LDBT	2,946	N/A

Specify the edge (N, 1, 2). Specify the handle code (A, C, K, W, Z). Accent color S. To be used with 1 1/2" surfaces.

Door insert option, change T to: X Matrix, add \$664.

**Storage / lateral file cabinets with pigeonholes and laminate doors**



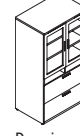
W x D x H (in)	W x D x H (mm)	Code	All Laminate (\$)	HPL Surfaces (\$)
<i>Bookcase with doors, 2 adjustable shelves. 2 pigeonholes. 2 file drawers with suspension bars. Lock on drawers.</i>				
36 x 24 x 65 3/8	900 x 600 x 1644	M1N_-243665LDB	2,366	N/A
36 x 20 x 65 3/8	900 x 500 x 1644	M1N_-203665LDB	2,139	N/A

Edge N. Specify the handle code (A, C, K, W, Z). Specify the accent color (A, S). To be used with 1" surfaces.

36 x 24 x 65 3/8	900 x 600 x 1657	M5_-243665LDB	2,547	N/A
36 x 20 x 65 3/8	900 x 500 x 1657	M5_-203665LDB	2,325	N/A

Specify the edge (N, 1, 2). Specify the handle code (A, C, K, W, Z). Specify the accent color (A, S). To be used with 1 1/2" surfaces.

**Storage / lateral file cabinets with pigeonholes and translucent doors**



W x D x H (in)	W x D x H (mm)	Code	All Laminate (\$)	HPL Surfaces (\$)
<i>Bookcase with doors, 2 adjustable shelves. 2 pigeonholes. 2 file drawers with suspension bars. Lock on drawers.</i>				
36 x 24 x 65 3/8	900 x 600 x 1644	M1N_S-243665LDBT	2,918	N/A
36 x 20 x 65 3/8	900 x 500 x 1644	M1N_S-203665LDBT	2,699	N/A

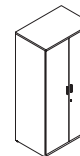
Edge N. Specify the handle code (A, C, K, W, Z). Accent color S. To be used with 1" surfaces.

36 x 24 x 65 3/8	900 x 600 x 1657	M5_S-243665LDBT	3,095	N/A
36 x 20 x 65 3/8	900 x 500 x 1657	M5_S-203665LDBT	2,884	N/A

Specify the edge (N, 1, 2). Specify the handle code (A, C, K, W, Z). Accent color S. To be used with 1 1/2" surfaces.

Door insert option, change T to: X Matrix, add \$664.

**Storage cabinets with laminate doors**



W x D x H (in)	W x D x H (mm)	Code	All Laminate (\$)	HPL Surfaces (\$)
<i>3 adjustable shelves. 1 full-width fixed shelf. Lock.</i>				
36 x 24 x 73 3/8	900 x 600 x 1844	M1N_-243673B	1,968	N/A
36 x 20 x 73 3/8	900 x 500 x 1844	M1N_-203673B	1,823	N/A

Edge N. Specify the handle code (A, C, K, W, Z). Specify the accent color (A, S). To be used with 1" surfaces.

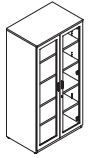
36 x 24 x 73 3/8	900 x 600 x 1856	M5_-243673B	2,174	N/A
36 x 20 x 73 3/8	900 x 500 x 1856	M5_-203673B	2,006	N/A

Specify the edge (N, 1, 2). Specify the handle code (A, C, K, W, Z). Specify the accent color (A, S). To be used with 1 1/2" surfaces.



All Laminate (\$)  
HPL Surfaces (\$)

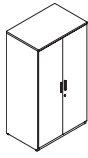
**Storage cabinets with translucent doors**



Door insert option, change T to: X Matrix, add \$1,063.

W x D x H (in)	W x D x H (mm)	Code	All Laminate (\$)	HPL Surfaces (\$)
<i>3 adjustable shelves. 1 full-width fixed shelf. Lock.</i>				
36 x 24 x 73 <sup>3</sup> / <sub>8</sub>	900 x 600 x 1844	M1N_S-243673BT	3,030	N/A
36 x 20 x 73 <sup>3</sup> / <sub>8</sub>	900 x 500 x 1844	M1N_S-203673BT	2,884	N/A
<b>Edge N. Specify the handle code (A, C, K, W, Z). Accent color S. To be used with 1" surfaces.</b>				
36 x 24 x 73 <sup>3</sup> / <sub>8</sub>	900 x 600 x 1856	M5_S-243673BT	3,236	N/A
36 x 20 x 73 <sup>3</sup> / <sub>8</sub>	900 x 500 x 1856	M5_S-203673BT	3,070	N/A
<b>Specify the edge (N, 1, 2). Specify the handle code (A, C, K, W, Z). Accent color S. To be used with 1<sup>1</sup>/<sub>2</sub>" surfaces.</b>				

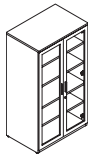
**Storage cabinets with laminate doors**



Door insert option, change T to: X Matrix, add \$1,063.

W x D x H (in)	W x D x H (mm)	Code	All Laminate (\$)	HPL Surfaces (\$)
<i>3 adjustable shelves. 1 full-width fixed shelf. Lock.</i>				
36 x 24 x 65 <sup>3</sup> / <sub>8</sub>	900 x 600 x 1644	M1N_-243665B	1,889	N/A
36 x 20 x 65 <sup>3</sup> / <sub>8</sub>	900 x 500 x 1644	M1N_-203665B	1,736	N/A
<b>Edge N. Specify the handle code (A, C, K, W, Z). Specify the accent color (A, S). To be used with 1" surfaces.</b>				
36 x 24 x 65 <sup>3</sup> / <sub>8</sub>	900 x 600 x 1657	M5_-243665B	2,086	N/A
36 x 20 x 65 <sup>3</sup> / <sub>8</sub>	900 x 500 x 1657	M5_-203665B	1,920	N/A
<b>Specify the edge (N, 1, 2). Specify the handle code (A, C, K, W, Z). Specify the accent color (A, S). To be used with 1<sup>1</sup>/<sub>2</sub>" surfaces.</b>				

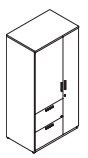
**Storage cabinets with translucent doors**



Door insert option, change T to: X Matrix, add \$1,063.

W x D x H (in)	W x D x H (mm)	Code	All Laminate (\$)	HPL Surfaces (\$)
<i>3 adjustable shelves. 1 full-width fixed shelf. Lock.</i>				
36 x 24 x 65 <sup>3</sup> / <sub>8</sub>	900 x 600 x 1644	M1N_S-243665BT	2,991	N/A
36 x 20 x 65 <sup>3</sup> / <sub>8</sub>	900 x 500 x 1644	M1N_S-203665BT	2,837	N/A
<b>Edge N. Specify the handle code (A, C, K, W, Z). Accent color S. To be used with 1" surfaces.</b>				
36 x 24 x 65 <sup>3</sup> / <sub>8</sub>	900 x 600 x 1657	M5_S-243665BT	3,190	N/A
36 x 20 x 65 <sup>3</sup> / <sub>8</sub>	900 x 500 x 1657	M5_S-203665BT	3,030	N/A
<b>Specify the edge (N, 1, 2). Specify the handle code (A, C, K, W, Z). Accent color S. To be used with 1<sup>1</sup>/<sub>2</sub>" surfaces.</b>				

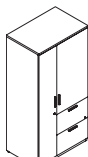
**Combined storage cabinets with laminate doors**



Door insert option, change T to: X Matrix, add \$797.

W x D x H (in)	W x D x H (mm)	Code	All Laminate (\$)	HPL Surfaces (\$)
<i>2 file drawers with suspension bars. Clothes hanger bar and 1 fixed shelf on wardrobe side (10<sup>3</sup>/<sub>4</sub>" - 275 mm). 2 adjustable shelves. Lock on drawers and on full-height door.</i>				
36 x 24 x 73 <sup>3</sup> / <sub>8</sub>	900 x 600 x 1844	M1N_-243673FFB	3,124	N/A
36 x 20 x 73 <sup>3</sup> / <sub>8</sub>	900 x 500 x 1844	M1N_-203673FFB	2,984	N/A
36 x 24 x 65 <sup>3</sup> / <sub>8</sub>	900 x 600 x 1644	M1N_-243665FFB	3,044	N/A
36 x 20 x 65 <sup>3</sup> / <sub>8</sub>	900 x 500 x 1644	M1N_-203665FFB	2,904	N/A
<b>Edge N. Specify the handle code (A, C, K, W, Z). Specify the accent color (A, S). To be used with 1" surfaces.</b>				
36 x 24 x 73 <sup>3</sup> / <sub>8</sub>	900 x 600 x 1856	M5_-243673FFB	3,416	N/A
36 x 20 x 73 <sup>3</sup> / <sub>8</sub>	900 x 500 x 1856	M5_-203673FFB	3,276	N/A
36 x 24 x 65 <sup>3</sup> / <sub>8</sub>	900 x 600 x 1657	M5_-243665FFB	3,330	N/A
36 x 20 x 65 <sup>3</sup> / <sub>8</sub>	900 x 500 x 1657	M5_-203665FFB	3,190	N/A
<b>Specify the edge (N, 1, 2). Specify the handle code (A, C, K, W, Z). Specify the accent color (A, S). To be used with 1<sup>1</sup>/<sub>2</sub>" surfaces.</b>				

**Combined storage cabinets with laminate doors**



Door insert option, change T to: X Matrix, add \$797.

W x D x H (in)	W x D x H (mm)	Code	All Laminate (\$)	HPL Surfaces (\$)
<i>2 file drawers with suspension bars. Clothes hanger bar and 1 fixed shelf on wardrobe side (10<sup>3</sup>/<sub>4</sub>" - 275 mm). 2 adjustable shelves. Lock on drawers and on full-height door.</i>				
36 x 24 x 73 <sup>3</sup> / <sub>8</sub>	900 x 600 x 1844	M1N_-243673BFF	3,124	N/A
36 x 20 x 73 <sup>3</sup> / <sub>8</sub>	900 x 500 x 1844	M1N_-203673BFF	2,984	N/A
36 x 24 x 65 <sup>3</sup> / <sub>8</sub>	900 x 600 x 1644	M1N_-243665BFF	3,044	N/A
36 x 20 x 65 <sup>3</sup> / <sub>8</sub>	900 x 500 x 1644	M1N_-203665BFF	2,904	N/A
<b>Edge N. Specify the handle code (A, C, K, W, Z). Specify the accent color (A, S). To be used with 1" surfaces.</b>				

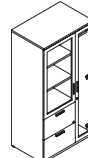


All Laminate (\$)  
HPL Surfaces (\$)

**Combined storage cabinets with laminate doors (cont'd)**

W x D x H (in)	W x D x H (mm)	Code	All Laminate (\$)	HPL Surfaces (\$)
36 x 24 x 73 <sup>3</sup> / <sub>8</sub>	900 x 600 x 1856	M5_-243673BFF	3,416	N/A
36 x 20 x 73 <sup>3</sup> / <sub>8</sub>	900 x 500 x 1856	M5_-203673BFF	3,276	N/A
36 x 24 x 65 <sup>3</sup> / <sub>8</sub>	900 x 600 x 1657	M5_-243665BFF	3,330	N/A
36 x 20 x 65 <sup>3</sup> / <sub>8</sub>	900 x 500 x 1657	M5_-203665BFF	3,190	N/A
<b>Specify the edge (N, 1, 2). Specify the handle code (A, C, K, W, Z). Specify the accent color (A, S). To be used with 1<sup>1</sup>/<sub>2</sub>" surfaces.</b>				

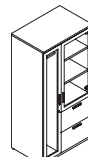
**Combined storage cabinets with translucent doors**



Door insert option, change T to: X Matrix, add \$797.

W x D x H (in)	W x D x H (mm)	Code	All Laminate (\$)	HPL Surfaces (\$)
<i>2 file drawers with suspension bars. Clothes hanger bar and 1 fixed shelf on wardrobe side (10<sup>3</sup>/<sub>4</sub>" - 275 mm). 2 adjustable shelves. Lock on drawers and on full-height door.</i>				
36 x 24 x 73 <sup>3</sup> / <sub>8</sub>	900 x 600 x 1844	M1N_S-243673FFBT	3,954	N/A
36 x 20 x 73 <sup>3</sup> / <sub>8</sub>	900 x 500 x 1844	M1N_S-203673FFBT	3,815	N/A
36 x 24 x 65 <sup>3</sup> / <sub>8</sub>	900 x 600 x 1644	M1N_S-243665FFBT	3,867	N/A
36 x 20 x 65 <sup>3</sup> / <sub>8</sub>	900 x 500 x 1644	M1N_S-203665FFBT	3,733	N/A
<b>Edge N. Specify the handle code (A, C, K, W, Z). Accent color S. To be used with 1" surfaces.</b>				
36 x 24 x 73 <sup>3</sup> / <sub>8</sub>	900 x 600 x 1856	M5_S-243673FFBT	4,247	N/A
36 x 20 x 73 <sup>3</sup> / <sub>8</sub>	900 x 500 x 1856	M5_S-203673FFBT	4,106	N/A
36 x 24 x 65 <sup>3</sup> / <sub>8</sub>	900 x 600 x 1657	M5_S-243665FFBT	4,161	N/A
36 x 20 x 65 <sup>3</sup> / <sub>8</sub>	900 x 500 x 1657	M5_S-203665FFBT	4,019	N/A
<b>Specify the edge (N, 1, 2). Specify the handle code (A, C, K, W, Z). Accent color S. To be used with 1<sup>1</sup>/<sub>2</sub>" surfaces.</b>				

**Combined storage cabinets with translucent doors**




Door insert option, change T to: X Matrix, add \$797.

W x D x H (in)	W x D x H (mm)	Code	All Laminate (\$)	HPL Surfaces (\$)
<i>2 file drawers with suspension bars. Clothes hanger bar and 1 fixed shelf on wardrobe side (10<sup>3</sup>/<sub>4</sub>" - 275 mm). 2 adjustable shelves. Lock on drawers and on full-height door.</i>				
36 x 24 x 73 <sup>3</sup> / <sub>8</sub>	900 x 600 x 1844	M1N_S-243673BFFT	3,954	N/A
36 x 20 x 73 <sup>3</sup> / <sub>8</sub>	900 x 500 x 1844	M1N_S-203673BFFT	3,815	N/A
36 x 24 x 65 <sup>3</sup> / <sub>8</sub>	900 x 600 x 1644	M1N_S-243665BFFT	3,867	N/A
36 x 20 x 65 <sup>3</sup> / <sub>8</sub>	900 x 500 x 1644	M1N_S-203665BFFT	3,733	N/A
<b>Edge N. Specify the handle code (A, C, K, W, Z). Accent color S. To be used with 1" surfaces.</b>				
36 x 24 x 73 <sup>3</sup> / <sub>8</sub>	900 x 600 x 1856	M5_S-243673BFFT	4,247	N/A
36 x 20 x 73 <sup>3</sup> / <sub>8</sub>	900 x 500 x 1856	M5_S-203673BFFT	4,106	N/A
36 x 24 x 65 <sup>3</sup> / <sub>8</sub>	900 x 600 x 1657	M5_S-243665BFFT	4,161	N/A
36 x 20 x 65 <sup>3</sup> / <sub>8</sub>	900 x 500 x 1657	M5_S-203665BFFT	4,019	N/A
<b>Specify the edge (N, 1, 2). Specify the handle code (A, C, K, W, Z). Accent color S. To be used with 1<sup>1</sup>/<sub>2</sub>" surfaces.</b>				

**Wardrobe units**






Open right (CR)



Open left (CL)

W x D x H (in)	W x D x H (mm)	Code	All Laminate (\$)	HPL Surfaces (\$)
<i>Clothes hanger bar and 1 fixed shelf. Lock.</i>				
18 x 24 x 73 <sup>3</sup> / <sub>8</sub>	450 x 600 x 1844	M1N_-241873C_	1,588	N/A
18 x 20 x 73 <sup>3</sup> / <sub>8</sub>	450 x 500 x 1844	M1N_-201873C_	1,428	N/A
18 x 24 x 65 <sup>3</sup> / <sub>8</sub>	450 x 600 x 1644	M1N_-241865C_	1,508	N/A
18 x 20 x 65 <sup>3</sup> / <sub>8</sub>	450 x 500 x 1644	M1N_-201865C_	1,348	N/A
<b>Edge N. Specify the handle code (A, C, K, W, Z). Specify the accent color (A, S). Specify the opening at the end of the code: on right (R) or on left (L). To be used with 1" surfaces.</b>				
18 x 24 x 73 <sup>3</sup> / <sub>8</sub>	450 x 600 x 1856	M5_-241873C_	1,661	N/A
18 x 20 x 73 <sup>3</sup> / <sub>8</sub>	450 x 500 x 1856	M5_-201873C_	1,490	N/A
18 x 24 x 65 <sup>3</sup> / <sub>8</sub>	450 x 600 x 1657	M5_-241865C_	1,575	N/A
18 x 20 x 65 <sup>3</sup> / <sub>8</sub>	450 x 500 x 1657	M5_-201865C_	1,404	N/A
<b>Specify the edge (N, 1, 2). Specify the handle code (A, C, K, W, Z). Specify the accent color (A, S). Specify the opening at the end of the code: on right (R) or on left (L). To be used with 1<sup>1</sup>/<sub>2</sub>" surfaces.</b>				





	W x D x H (in)	W x D x H (mm)	Code	All Laminate (\$)	HPL Surfaces (\$)
	<i>Full-width clothes hanger bar and 1 fixed shelf. Lock.</i>				
	18 x 24 x 73 <sup>7</sup> / <sub>8</sub>	450 x 600 x 1844	M1N__-241873C_T	1,987	N/A
	18 x 20 x 73 <sup>7</sup> / <sub>8</sub>	450 x 500 x 1844	M1N__-201873C_T	1,828	N/A
	18 x 24 x 65 <sup>7</sup> / <sub>8</sub>	450 x 600 x 1644	M1N__-241865C_T	1,908	N/A
	<i>Edge N. Specify the handle code (A, C, K, W, Z). Specify the accent color (A, S). Specify the opening at the end of the code: on right (R) or on left (L). To be used with 1" surfaces.</i>				
	18 x 24 x 73 <sup>7</sup> / <sub>8</sub>	450 x 600 x 1856	M5__-241873C_T	2,059	N/A
	18 x 20 x 73 <sup>7</sup> / <sub>8</sub>	450 x 500 x 1856	M5__-201873C_T	1,889	N/A
	18 x 24 x 65 <sup>7</sup> / <sub>8</sub>	450 x 600 x 1657	M5__-241865C_T	1,974	N/A
	<i>Specify the edge (N, 1, 2). Specify the handle code (A, C, K, W, Z). Specify the accent color (A, S). Specify the opening at the end of the code: on right (R) or on left (L). To be used with 1 1/2" surfaces.</i>				
	18 x 20 x 65 <sup>7</sup> / <sub>8</sub>	450 x 500 x 1657	M5__-201865C_T	1,801	N/A

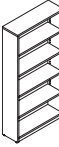
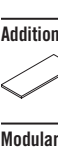
Open right (CRT)


Open left (CLT)


Door insert option, specify at the end of the code:  
X Matrix, add \$399.


	W x D x H (in)	W x D x H (mm)	Code	All Laminate (\$)	HPL Surfaces (\$)
	<i>1 box drawer, 2 file drawers with suspension bars. Lock controls file drawers. Wardrobe with coat hanger bar. Pencil tray.</i>				
	24 x 24 x 49	600 x 600 x 1234	MNN__-PB242449	2,227	N/A
<i>Specify the handle code (A, C, K, W, Z). Specify the accent color (A, S).</i>					


	W x D x H (in)	W x D x H (mm)	Code	All Laminate (\$)	HPL Surfaces (\$)
	<i>1 box drawer, 2 file drawers with suspension bars. Lock controls file drawers. Wardrobe with coat hanger bar. Pencil tray.</i>				
	24 x 24 x 49	600 x 600 x 1234	MNN__-P242449B	2,227	N/A
<i>Specify the handle code (A, C, K, W, Z). Specify the accent color (A, S).</i>					


	W x D x H (in)	W x D x H (mm)	Code	All Laminate (\$)	HPL Surfaces (\$)
	<i>4 adjustable shelves.</i>				
	36 x 14 x 73 <sup>7</sup> / <sub>8</sub>	900 x 350 x 1844	M1N1N-B367314	1,024	N/A
	36 x 14 x 65 <sup>7</sup> / <sub>8</sub>	900 x 350 x 1644	M1N1N-B366514	957	N/A
	<i>Edge N. To be used with 1" surfaces.</i>				
	<i>2 adjustable shelves.</i>				
	36 x 14 x 73 <sup>7</sup> / <sub>8</sub>	900 x 350 x 1856	M5_NN-B367314	1,137	N/A
	36 x 14 x 65 <sup>7</sup> / <sub>8</sub>	900 x 350 x 1697	M5_NN-B366514	1,063	N/A
	<i>Specify the edge (N, 1, 2). To be used with 1 1/2" surfaces.</i>				


	W x D x H (in)	W x D x H (mm)	Code	All Laminate (\$)	HPL Surfaces (\$)
	<i>Additional shelf.</i>				
	36 x 13 x 1	846 x 325 x 25	MNNNN-TB3614.1E	139	N/A


	W x D x H (in)	W x D x H (mm)	Code	All Laminate (\$)	HPL Surfaces (\$)
	<i>2 box drawers, 1 file drawer with suspension bar. Pencil tray. Lock. Must be installed under a work surface. 1 tone only.</i>				
	15 x 24 x 28	388 x 598 x 719	MNN__-P1524UFL	1,051	N/A
	15 x 18 x 28	388 x 466 x 719	MNN__-P1518UFL	970	N/A
<i>Specify the handle code (A, C, K, W, Z). Specify the accent color (A, S).</i>					


	W x D x H (in)	W x D x H (mm)	Code	All Laminate (\$)	HPL Surfaces (\$)
	<i>2 file drawers with suspension bars. Lock. Must be installed under a work surface. 1 tone only.</i>				
	15 x 24 x 28	388 x 598 x 719	MNN__-P1524FFL	1,016	N/A
	15 x 18 x 28	388 x 466 x 719	MNN__-P1518FFL	909	N/A
<i>Specify the handle code (A, C, K, W, Z). Specify the accent color (A, S).</i>					

	W x D x H (in)	W x D x H (mm)	Code	All Laminate (\$)	HPL Surfaces (\$)
	<i>1 box drawer with space/shelf to accommodate a laptop, 1 file drawer with suspension bar. Pencil tray. Lock. Must be installed under a work surface. 1 tone only.</i>				
	15 x 18 x 28	388 x 448 x 719	MNN__-P1518CUFL	1,057	N/A
<i>Specify the handle code (A, C, K, W, Z). Specify the accent color (A, S).</i>					

	W x D x H (in)	W x D x H (mm)	Code	All Laminate (\$)	HPL Surfaces (\$)
	<i>1 box drawer, 1 door with space to accommodate recycling box. Space available of 14" W x 16 7/8" D x 17 3/8" H (355 mm W x 429 mm D x 440 mm H). Pencil tray. Lock. Must be installed under a work surface. 1 tone only.</i>				
	18 x 18 x 28	448 x 448 x 719	MNN__-P1818URL	944	N/A
<i>Specify the handle code (A, C, K, W, Z). Specify the accent color (A, S).</i>					


	W x D x H (in)	W x D x H (mm)	Code	All Laminate (\$)	HPL Surfaces (\$)
	<i>1 box drawer and 1 file drawer with suspension bar. Pencil tray. Lock. Must be installed under a work surface. 1 tone only.</i>				
	15 x 17 1/2 x 19	388 x 448 x 489	MNN__-F	803	N/A
<i>Specify the handle code (A, C, K, W, Z). Specify the accent color (A, S).</i>					


	W x D x H (in)	W x D x H (mm)	Code	All Laminate (\$)	HPL Surfaces (\$)
	<i>2 box drawers, 1 file drawer with suspension bar. Pencil tray. Lock. Charcoal metal body and laminate drawer fronts. Lock. Must be installed under a work surface.</i>				
	15 x 22 x 28	372 x 554 x 713	MNN__-PM1522UFL	653	N/A
<i>Specify the handle code (A, C, K, W, Z). Specify the accent color (A, S).</i>					


	W x D x H (in)	W x D x H (mm)	Code	All Laminate (\$)	HPL Surfaces (\$)
	<i>2 file drawers with suspension bars. Lock. Charcoal metal body and laminate drawer fronts. Must be installed under a work surface.</i>				
	15 x 22 x 28	372 x 554 x 713	MNN__-PM1522FFL	625	N/A
<i>Specify the handle code (A, C, K, W, Z). Specify the accent color (A, S).</i>					


	W x D x H (in)	W x D x H (mm)	Code	All Laminate (\$)	HPL Surfaces (\$)
	<i>1 box drawer and 1 file drawer with suspension bar. Pencil tray. Lock. Charcoal metal body and laminate drawer fronts. Must be installed under a work surface.</i>				
	15 x 22 x 28	372 x 554 x 713	MNN__-P1522UFL	578	N/A
<i>Specify the handle code (A, C, K, W, Z). Specify the accent color (A, S).</i>					


Item discontinued

	W x D x H (in)	W x D x H (mm)	Code	All Laminate (\$)	HPL Surfaces (\$)
	<i>2 box drawers and 1 file drawer with suspension bar. Pencil tray. Brakes on front casters. Lock. Fits under a work surface. 1 tone only.</i>				
	15 x 23 x 27 1/8	390 x 575 x 689	MNN__-MP1523UF	1,037	N/A
	15 x 18 x 27 1/8	390 x 575 x 689	MNN__-MP1518UF	964	N/A
<i>Specify the handle code (A, C, K, W, Z). Specify the accent color (A, S).</i>					

	W x D x H (in)	W x D x H (mm)	Code	All Laminate (\$)	HPL Surfaces (\$)
	<i>2 file drawers with suspension bars. Brakes on front casters. Lock. Fits under a work surface. 1 tone only.</i>				
	15 x 23 x 27 1/8	390 x 575 x 689	MNN__-MP1523FF	984	N/A
<i>Specify the handle code (A, C, K, W, Z). Specify the accent color (A, S).</i>					

	W x D x H (in)	W x D x H (mm)	Code	All Laminate (\$)	HPL Surfaces (\$)
	<i>1 box drawer and 1 file drawer with suspension bar. Pencil tray. Brakes on front casters. Lock. Fits under a work surface. 1 tone only.</i>				
	15 x 23 x 20 3/4	390 x 575 x 527	MNN__-MP1523F	944	N/A
	15 x 18 x 20 3/4	390 x 450 x 527	MNN__-MP1518F	909	N/A
<i>Specify the handle code (A, C, K, W, Z). Specify the accent color (A, S).</i>					

	W x D x H (in)	W x D x H (mm)	Code	All Laminate (\$)	HPL Surfaces (\$)
	<i>1 tone only. For AT, DT and CM tables.</i>				
	30 x 1 x 27 1/2	748 x 25 x 698	MNNNN-L30	179	N/A
	24 x 1 x 27 1/2	598 x 25 x 698	MNNNN-L24	167	N/A
<i>Specify the handle code (A, C, K, W, Z). Specify the accent color (A, S).</i>					

	W x D x H (in)	W x D x H (mm)	Code	All Laminate (\$)	HPL Surfaces (\$)
	<i>1 tone only. For AT, DT and CM tables.</i>				
	13 x 1 x 27 1/2	340 x 25 x 698	MNNNN-L12	139	N/A

# SUGGESTIONS

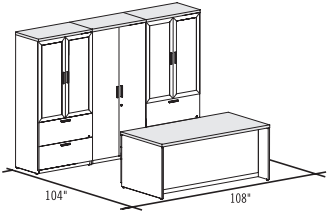
## READY TO SHIP IN 5 DAYS!

Several suggested layouts, components and accessories identified by this pictogram are part of the **Lacasse quick delivery program**.

Please refer to page 3 for complete program details.



### M\_\_\_\_-PLAN01



Plan shown in Morpheo Brochure:

**M5NCS-PLAN01** **\$9,774**

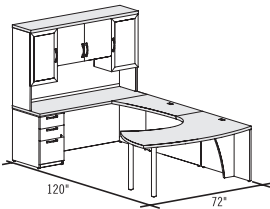
- 1 M5NCS-S3672UFM
- 2 M5NCS-203673LFBT
- 1 M5NCS-203673B

1½" thick laminate (5), Cubic pull (C), Silver accent (S), upper cabinets with Translucent doors (T).

**Other option**

Upper cabinet with laminate doors **\$8,712**

### M\_\_\_\_-PLAN02



Plan shown in Morpheo Brochure:

**QSM5N\_S-PLAN02** **\$6,606**

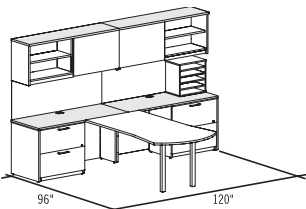
- 1 QSM5NVS-CT184872
- 1 QSM5NNS-BR244818
- 1 QSM5NKS-UF2472S
- 1 QSM5NKS-EL724416T

1½" thick laminate (5), Round legs (V), Classic pull (K), Silver accent (S), cabinet with Translucent doors (T).

**Others options**

Cabinet with laminate doors **\$6,322**

### M\_\_\_\_-PLAN03



Plan shown in Morpheo Brochure:

**M1N\_S-PLAN03** **\$9,669**

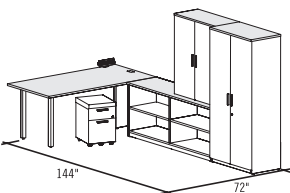
- 1 M1NQS-YS3672
- 2 M1NNS-DT2460B
- 2 MNNZS-1830LFL
- 2 M1NNS-EMC602216P
- 2 LGC-TK6021M
- 1 LGC-DV1817

1" thick laminate (1), Square legs (Q), Straight pull (Z), Silver accent (S), cabinet with laminate doors.

**Other option**

Cabinet with translucent doors **\$10,467**

### M\_\_\_\_-PLAN04



Plan shown in Morpheo Brochure:

**M1N\_S-PLAN04** **\$6,971**

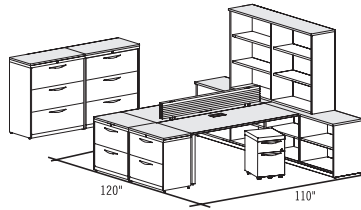
- 1 M1NQS-RT3672
- 1 M1NNS-BE2072BE
- 1 MNNCS-MP1518F
- 1 LGC-CU1518
- 1 M1NCS-EB364416P
- 1 M1NCS-203673B
- 1 LGC-PCS

1" thick laminate (1), Square legs (Q), Cubic pull (C), Silver accent (S), cabinets with laminate doors.

**Other option**

Cabinets with translucent doors **\$8,567**

### M\_\_\_\_-PLAN05



Plan shown in Morpheo Brochure:

**M1N\_S-PLAN05** **\$15,629**

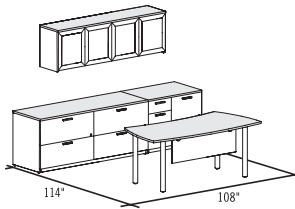
- 2 M1NQS-RS3072
- 2 M1NNS-BE2060BE
- 2 MNNWS-MP1518F
- 2 LGC-CU1518
- 1 M1NNS-EB724416
- 2 LPT-0230D
- 2 L1NN-T01830
- 2 LGC-SUPACS
- 2 LGC-RA66S
- 4 LGC-RPT11S
- 4 LGC-RVPT11S
- 1 LGC-PC
- 2 LPT-0336D
- 2 L1NN-T01836

1" thick laminate (1), Square legs (Q), Waterfall pull (W), Silver accent (S).

**Other option**

1½" thick laminate **\$16,639**

### M\_\_\_\_-PLAN06



Plan shown in Morpheo Brochure:

**M1N\_S-PLAN06** **\$7,874**

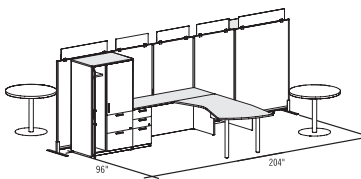
- 1 M1NVS-RBTT3672
- 1 M1NCS-LF2472LF
- 1 M1NCS-2436CO
- 1 M1NNS-EM722216T

1" thick laminate (1), Round legs (V), Cubic pull (C), Silver accent (S), upper cabinet with Translucent doors (T).

**Other option**

Cabinet with laminate doors **\$7,223**

### M\_\_\_\_-PLAN07



Plan shown in Morpheo Brochure:

**M1N\_A-PLAN07** **\$18,671**

- 2 M1NQA-3672BGST
- 2 M1NCA-UF2472S
- 2 M1NCA-243665FFB
- 2 T5NA-R36
- 2 T1NA-DC22
- 3 P1NA-SFLX6536
- 3 P1NA-SAGX0830
- 2 P1NA-SFLX6548
- 2 P1NA-SAGX0842

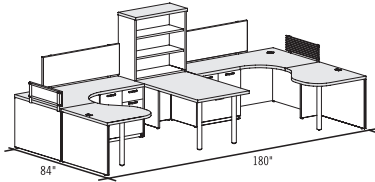
1" thick laminate (1), Square legs (Q), Cubic pull (C), Anthracite Grey accent (A), cabinet with laminate doors.

**Other option**

Cabinet with translucent doors **\$20,667**

# SUGGESTIONS

## M \_ \_ \_ -PLAN08



Plan shown in Morpheo Brochure:

**M5N\_A-PLAN08** **\$12,826**

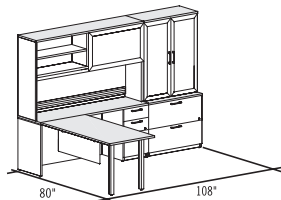
- 1 M5NNA-CM427224B
- 1 M5NNA-CM724224B
- 1 M5NVA-CE364224
- 1 M5NVA-CE244236
- 1 M5NVA-RT3672
- 1 MNNA-CO1830L
- 1 MNNA-1830COL
- 1 M5NNA-EB363616
- 2 LGC-SUPALA
- 2 LGC-TK5417A
- 2 LGC-SUPACA
- 2 LGC-RA30A
- 4 LGC-RPT11A
- 2 LGC-RVPT11A

1½" thick laminate (5), Round legs (V), Arcade pull (A), Anthracite Grey accent (A).

**Other option**

1" thick laminate **\$11,750**

## M \_ \_ \_ -PLAN09



Plan shown in Morpheo Brochure:

**M1N\_S-PLAN09** **\$9,006**

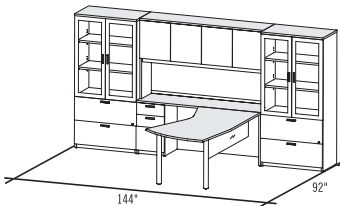
- 1 M1NQS-RST3060
- 1 M1NZS-S2072UF
- 1 M1NZS-EB364416T
- 1 M1NNS-EC724416T
- 1 M1NZS-2036LF
- 1 LGC-TK7015E
- 1 LGC-RA70ES
- 2 LGC-RPT11S
- 1 LGC-RVPT11S

1" thick laminate (1), Square legs (Q), Straight pull (Z), Silver accent (S), Translucent doors and modesty panel (T).

**Other option**

Cabinet with laminate doors **\$8,062**

## M \_ \_ \_ -PLAN10



Not shown in Morpheo Brochure:

**QSM \_ \_ \_ -PLAN10** **\$9,517**

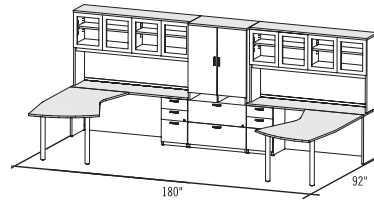
- 1 QSM1NV\_-3672BGSM
- 1 QSM1N\_-UF2072S
- 1 QSM1NN\_-E724416P
- 2 QSM1N\_-203673LFBT

1" thick laminate (1), Round legs (V), cabinets with Translucent doors (T), hutch with laminate doors.

**Other option**

1½" thick laminate **\$10,413**

## M \_ \_ \_ -PLAN11



Not shown in Morpheo Brochure:

**QSM \_ \_ \_ -PLAN11** **\$12,859**

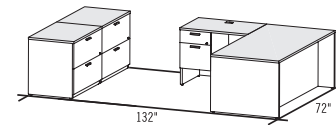
- 1 QSM1NV\_-3672BGST
- 1 QSM1NV\_-BGST3672
- 1 QSM1N\_-UF2072S
- 1 QSM1N\_-S2072UF
- 2 QSM1NNS-E724416T
- 1 QSM1N\_-203673LDB

1" thick laminate (1), Round legs (V), cabinet with laminate doors and hutches with Translucent doors (T).

**Other option**

Cabinet with Translucent doors (T) **\$13,391**

## M \_ \_ \_ -PLAN12



Not shown in Morpheo Brochure:

**QSM \_ \_ \_ -PLAN12** **\$4,478**

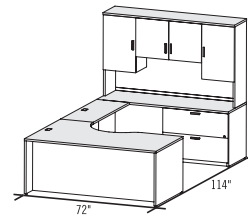
- 1 QSM1NN\_-TDM3672
- 1 QSM1N\_-F2436R
- 2 QSM1N\_-2436LF

1" thick laminate (1).

**Other option**

1½" thick laminate **\$5,024**

## M \_ \_ \_ -PLAN13



Not shown in Morpheo Brochure:

**QSM \_ \_ \_ -PLAN13** **\$6,387**

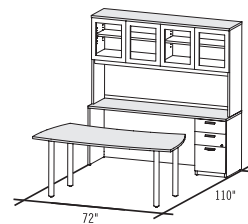
- 1 QSM1NN\_-CDM724818
- 1 QSM1NN\_-BR1842
- 1 QSM1N\_-S2472LF
- 1 QSM1N\_-EL724416P
- 1 QSMNN\_-P1524UFL

1" thick laminate (1), laminate doors.

**Other option**

1½" thick laminate **\$7,017**

## M \_ \_ \_ -PLAN14



Not shown in Morpheo Brochure:

**QSM \_ \_ \_ -PLAN14** **\$4,997**

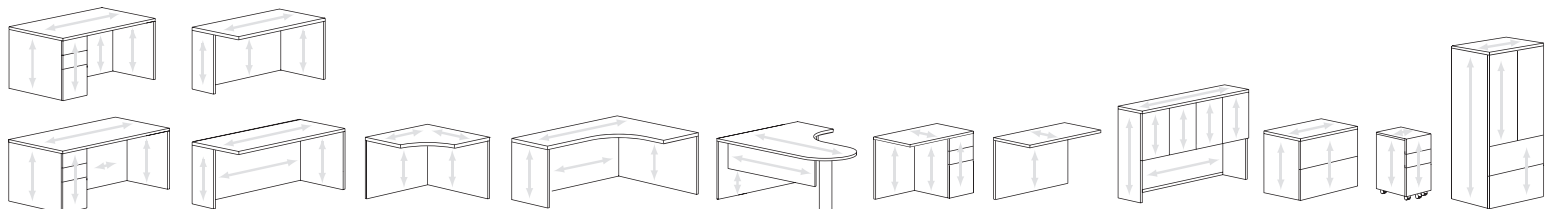
- 1 QSM1NV\_-RBT3672
- 1 QSM1N\_-S2072UF
- 1 QSM1NNS-E724416T

1" thick laminate (1), Round legs (V), Translucent doors (T).

**Other option**

1½" thick laminate **\$5,456**

### TYPICAL WOOD GRAIN DIRECTION FOR MORPHEO:



# OPTIONS



## EDGE BANDING

Furniture with 1" (25 mm) thick tops

Furniture with 1½" (38 mm) thick tops

Edge - 1" (25 mm)

Edge - 1½" (38 mm)



Smooth, 3/32" (3 mm) thick edge.

The edge is matched with the finish specified for the surface.

## HANDLES

A choice of metal handles or a linear thermoplastic pull is offered.



B - Curved



L - Linear



Z - Straight

## ACCENT COLORS



S - Silver



A - Anthracite Grey

Exception: Furniture with doors or aluminum kickplate are available in Silver anodized aluminum only.

## LEG PANEL OPTIONS FOR DT, AT, CM, ETC.

- A Two full-width leg panels
- B One full-width leg panel and one recessed
- C Two recessed leg panels
- D Two full-width leg panels, one with wiring access
- E Two full-width leg panels with wiring access
- F One full-width leg panel and one recessed with wiring access

## MATERIALS

### Thermofused laminate furniture:

See prices shown in the "All Laminate" column. Surface material and thickness must be specified in the code.

### Furniture with tops in high-pressure laminate, the rest in thermofused laminate:

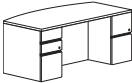
See prices shown in the "HPL Surfaces" column. Surface material and thickness must be specified in the code.

## CODIFICATION

Series	Options		
	Thickness	Handles	Accent color
0	1 Thermofused laminate 1"	B Curved	A Anthracite Grey
	2 High-pressure laminate 1"	L Linear	S Silver
	5 Thermofused laminate 1½"	Z Straight	
	6 High-pressure laminate 1½"		

## ELECTRIFICATION OF FREESTANDING FURNITURE

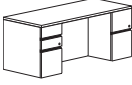
Electricom II System is fully compatible with Options collection to enable the electrification and communication of Options freestanding furniture. Refer to the Electricom II System section on page 143.

	W x D x H (in)	W x D x H (mm)	Code	All Laminate (\$)	HPL Surfaces (\$)
<b>Bow front double pedestal desks</b> 	<i>2 pedestals with locks. 2 box drawers and 3 file drawers with suspension bars. Pencil tray. Recessed, full-height modesty panel. Full-width wire access.</i>				
	84 x 42 x 29	2100 x 1050 x 738	0 ___-UF4284FFA	2,739	3,171
	72 x 42 x 29	1800 x 1050 x 738	0 ___-UF4272FFA	2,585	3,023
	66 x 36 x 29	1650 x 900 x 738	0 ___-UF3666FFA	2,518	2,952

Specify the surface type (1, 2). Specify the handle code (B, L, Z).  
Specify the accent color (A, S).

84 x 42 x 29½	2100 x 1050 x 751	0 ___-UF4284FFA	3,023	3,462
72 x 42 x 29½	1800 x 1050 x 751	0 ___-UF4272FFA	2,884	3,316
66 x 36 x 29½	1650 x 900 x 751	0 ___-UF3666FFA	2,804	3,243


Specify the surface type (5, 6). Specify the handle code (B, L, Z).  
Specify the accent color (A, S).

	W x D x H (in)	W x D x H (mm)	Code	All Laminate (\$)	HPL Surfaces (\$)
<b>Double pedestal desks</b> 	<i>2 pedestals with locks. 2 box drawers and 3 file drawers with suspension bars. Pencil tray. Recessed, full-height modesty panel. Full-width wire access.</i>				
	84 x 36 x 29	2100 x 900 x 738	0 ___-UF3684FF	2,432	2,798
	72 x 36 x 29	1800 x 900 x 738	0 ___-UF3672FF	2,287	2,661
	72 x 30 x 29	1800 x 750 x 738	0 ___-UF3072FF	2,213	2,580
	66 x 30 x 29	1650 x 750 x 738	0 ___-UF3066FF	2,139	2,486
60 x 30 x 29	1500 x 750 x 738	0 ___-UF3060FF	2,065	2,399	

Specify the surface type (1, 2). Specify the handle code (B, L, Z).  
Specify the accent color (A, S).

	W x D x H (in)	W x D x H (mm)	Code	All Laminate (\$)	HPL Surfaces (\$)
<b>Double pedestal desks (cont'd)</b>	84 x 36 x 29½	2100 x 900 x 751	0 ___-UF3684FF	2,699	3,130
	72 x 36 x 29½	1800 x 900 x 751	0 ___-UF3672FF	2,553	2,984
	72 x 30 x 29½	1800 x 750 x 751	0 ___-UF3072FF	2,486	2,913
	66 x 30 x 29½	1650 x 750 x 751	0 ___-UF3066FF	2,413	2,804
	60 x 30 x 29½	1500 x 750 x 751	0 ___-UF3060FF	2,333	2,725

Specify the surface type (5, 6). Specify the handle code (B, L, Z).  
Specify the accent color (A, S).

	W x D x H (in)	W x D x H (mm)	Code	All Laminate (\$)	HPL Surfaces (\$)
<b>Bow front double pedestal desks</b> 	<i>2 pedestals with locks. 2 box drawers and 2 file drawers with suspension bars. Pencil tray. Recessed, full-height modesty panel. Full-width wire access.</i>				
	84 x 42 x 29	2100 x 1050 x 738	0 ___-F4284FA	2,298	2,739
	72 x 42 x 29	1800 x 1050 x 738	0 ___-F4272FA	2,155	2,585
66 x 36 x 29	1650 x 900 x 738	0 ___-F3666FA	2,081	2,518	

Specify the surface type (1, 2). Specify the handle code (B, L, Z).  
Specify the accent color (A, S).

84 x 42 x 29½	2100 x 1050 x 751	0 ___-F4284FA	2,585	3,023
72 x 42 x 29½	1800 x 1050 x 751	0 ___-F4272FA	2,445	2,884
66 x 36 x 29½	1650 x 900 x 751	0 ___-F3666FA	2,373	2,804

Specify the surface type (5, 6). Specify the handle code (B, L, Z).  
Specify the accent color (A, S).



W x D x H (in)	W x D x H (mm)	Code	All Laminate (\$)	HPL Surfaces (\$)
<b>Double pedestal desks</b>				
<i>2 pedestals with locks. 2 box drawers and 2 file drawers with suspension bars. Pencil tray. Recessed, full-height modesty panel. Full-width wire access.</i>				
84 x 36 x 29	2100 x 900 x 738	0___-F3684F	2,000	2,366
72 x 36 x 29	1800 x 900 x 738	0___-F3672F	1,848	2,220
72 x 30 x 29	1800 x 750 x 738	0___-F3072F	1,782	2,147
66 x 30 x 29	1650 x 750 x 738	0___-F3066F	1,701	2,046
60 x 30 x 29	1500 x 750 x 738	0___-F3060F	1,635	1,960
<b>Specify the surface type (1, 2). Specify the handle code (B, L, Z). Specify the accent color (A, S).</b>				
84 x 36 x 29½	2100 x 900 x 751	0___-F3684F	2,266	2,690
72 x 36 x 29½	1800 x 900 x 751	0___-F3672F	2,120	2,547
72 x 30 x 29½	1800 x 750 x 751	0___-F3072F	2,046	2,472
66 x 30 x 29½	1650 x 750 x 751	0___-F3066F	1,974	2,373
60 x 30 x 29½	1500 x 750 x 751	0___-F3060F	1,901	2,287

W x D x H (in)	W x D x H (mm)	Code	All Laminate (\$)	HPL Surfaces (\$)
<b>Bow front single pedestal desks</b>				
<i>1 pedestal on left with lock. 2 box drawers and 1 file drawer with suspension bar. Pencil tray. Recessed, full-height modesty panel. Full-width wire access.</i>				
72 x 42 x 29	1800 x 1050 x 738	0___-UF4272SA	2,020	2,419
<b>Specify the surface type (1, 2). Specify the handle code (B, L, Z). Specify the accent color (A, S).</b>				
72 x 42 x 29½	1800 x 1050 x 751	0___-UF4272SA	2,298	2,763

W x D x H (in)	W x D x H (mm)	Code	All Laminate (\$)	HPL Surfaces (\$)
<b>Bow front single pedestal desks</b>				
<i>1 pedestal on right with lock. 2 box drawers and 1 file drawer with suspension bar. Pencil tray. Recessed, full-height modesty panel. Full-width wire access.</i>				
72 x 42 x 29	1800 x 1050 x 738	0___-S4272UFA	2,020	2,419
<b>Specify the surface type (1, 2). Specify the handle code (B, L, Z). Specify the accent color (A, S).</b>				
72 x 42 x 29½	1800 x 1050 x 751	0___-S4272UFA	2,298	2,763

W x D x H (in)	W x D x H (mm)	Code	All Laminate (\$)	HPL Surfaces (\$)
<b>Single pedestal desks</b>				
<i>1 pedestal on left with lock. 2 box drawers and 1 file drawer with suspension bar. Pencil tray. Recessed, full-height modesty panel. Full-width wire access.</i>				
72 x 36 x 29	1800 x 900 x 738	0___-UF3672S	1,701	2,006
72 x 30 x 29	1800 x 750 x 738	0___-UF3072S	1,635	1,927
66 x 30 x 29	1650 x 750 x 738	0___-UF3066S	1,560	1,828
60 x 30 x 29	1500 x 750 x 738	0___-UF3060S	1,490	1,741
<b>Specify the surface type (1, 2). Specify the handle code (B, L, Z). Specify the accent color (A, S).</b>				
72 x 36 x 29½	1800 x 900 x 751	0___-UF3672S	1,947	2,293
72 x 30 x 29½	1800 x 750 x 751	0___-UF3072S	1,867	2,220
66 x 30 x 29½	1650 x 750 x 751	0___-UF3066S	1,801	2,120
60 x 30 x 29½	1500 x 750 x 751	0___-UF3060S	1,736	2,040

**Specify the surface type (5, 6). Specify the handle code (B, L, Z). Specify the accent color (A, S).**

W x D x H (in)	W x D x H (mm)	Code	All Laminate (\$)	HPL Surfaces (\$)
<b>Single pedestal desks</b>				
<i>1 pedestal on right with lock. 2 box drawers and 1 file drawer with suspension bar. Pencil tray. Recessed, full-height modesty panel. Full-width wire access.</i>				
72 x 36 x 29	1800 x 900 x 738	0___-S3672UF	1,701	2,006
72 x 30 x 29	1800 x 750 x 738	0___-S3072UF	1,635	1,927
66 x 30 x 29	1650 x 750 x 738	0___-S3066UF	1,560	1,828
60 x 30 x 29	1500 x 750 x 738	0___-S3060UF	1,490	1,741
<b>Specify the surface type (1, 2). Specify the handle code (B, L, Z). Specify the accent color (A, S).</b>				
72 x 36 x 29½	1800 x 900 x 751	0___-S3672UF	1,947	2,293
72 x 30 x 29½	1800 x 750 x 751	0___-S3072UF	1,867	2,220
66 x 30 x 29½	1650 x 750 x 751	0___-S3066UF	1,801	2,120
60 x 30 x 29½	1500 x 750 x 751	0___-S3060UF	1,736	2,040

**Specify the surface type (5, 6). Specify the handle code (B, L, Z). Specify the accent color (A, S).**

W x D x H (in)	W x D x H (mm)	Code	All Laminate (\$)	HPL Surfaces (\$)
<b>Bow front single pedestal desks</b>				
<i>1 pedestal on left with lock. 1 box drawer and 1 file drawer with suspension bar. Pencil tray. Recessed, full-height modesty panel. Full-width wire access.</i>				
72 x 42 x 29	1800 x 1050 x 738	0___-F4272SA	1,801	2,155
<b>Specify the surface type (1, 2). Specify the handle code (B, L, Z). Specify the accent color (A, S).</b>				
72 x 42 x 29½	1800 x 1050 x 751	0___-F4272SA	2,034	2,438

**Specify the surface type (5, 6). Specify the handle code (B, L, Z). Specify the accent color (A, S).**

W x D x H (in)	W x D x H (mm)	Code	All Laminate (\$)	HPL Surfaces (\$)
<b>Bow front single pedestal desks</b>				
<i>1 pedestal on right with lock. 1 box drawer and 1 file drawer with suspension bar. Pencil tray. Recessed, full-height modesty panel. Full-width wire access.</i>				
72 x 42 x 29	1800 x 1050 x 738	0___-S4272FA	1,801	2,155
<b>Specify the surface type (1, 2). Specify the handle code (B, L, Z). Specify the accent color (A, S).</b>				
72 x 42 x 29½	1800 x 1050 x 751	0___-S4272FA	2,034	2,438

**Specify the surface type (5, 6). Specify the handle code (B, L, Z). Specify the accent color (A, S).**

W x D x H (in)	W x D x H (mm)	Code	All Laminate (\$)	HPL Surfaces (\$)
<b>Single pedestal desks</b>				
<i>1 pedestal on left with lock. 1 box drawer and 1 file drawer with suspension bar. Pencil tray. Recessed, full-height modesty panel. Full-width wire access.</i>				
72 x 36 x 29	1800 x 900 x 738	0___-F3672S	1,490	1,787
72 x 30 x 29	1800 x 750 x 738	0___-F3072S	1,415	1,716
66 x 30 x 29	1650 x 750 x 738	0___-F3066S	1,342	1,608
60 x 30 x 29	1500 x 750 x 738	0___-F3060S	1,275	1,529
<b>Specify the surface type (1, 2). Specify the handle code (B, L, Z). Specify the accent color (A, S).</b>				
72 x 36 x 29½	1800 x 900 x 751	0___-F3672S	1,727	2,073
72 x 30 x 29½	1800 x 750 x 751	0___-F3072S	1,656	2,006
66 x 30 x 29½	1650 x 750 x 751	0___-F3066S	1,582	1,901
60 x 30 x 29½	1500 x 750 x 751	0___-F3060S	1,523	1,823

**Specify the surface type (5, 6). Specify the handle code (B, L, Z). Specify the accent color (A, S).**

W x D x H (in)	W x D x H (mm)	Code	All Laminate (\$)	HPL Surfaces (\$)
<b>Single pedestal desks</b>				
<i>1 pedestal on right with lock. 1 box drawer and 1 file drawer with suspension bar. Pencil tray. Recessed, full-height modesty panel. Full-width wire access.</i>				
72 x 36 x 29	1800 x 900 x 738	0___-S3672F	1,490	1,787
72 x 30 x 29	1800 x 750 x 738	0___-S3072F	1,415	1,716
66 x 30 x 29	1650 x 750 x 738	0___-S3066F	1,342	1,608
60 x 30 x 29	1500 x 750 x 738	0___-S3060F	1,275	1,529
<b>Specify the surface type (1, 2). Specify the handle code (B, L, Z). Specify the accent color (A, S).</b>				

**Specify the surface type (5, 6). Specify the handle code (B, L, Z). Specify the accent color (A, S).**

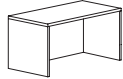




	W x D x H (in)	W x D x H (mm)	Code	All Laminate (\$)	HPL Surfaces (\$)
<b>Single pedestal desks (cont'd)</b>	72 x 36 x 29½	1800 x 900 x 751	<b>O_ _ _ -S3672F</b>	<b>1,727</b>	<b>2,073</b>
	72 x 30 x 29½	1800 x 750 x 751	<b>O_ _ _ -S3072F</b>	<b>1,656</b>	<b>2,006</b>
	66 x 30 x 29½	1650 x 750 x 751	<b>O_ _ _ -S3066F</b>	<b>1,582</b>	<b>1,901</b>
	60 x 30 x 29½	1500 x 750 x 751	<b>O_ _ _ -S3060F</b>	<b>1,523</b>	<b>1,823</b>

Specify the surface type (5, 6). Specify the handle code (B, L, Z). Specify the accent color (A, S).

**Desk shells**



*Recessed, full-height modesty panel. Full-width wire access. Can accommodate 1 or 2 pedestals.*

72 x 36 x 29	1800 x 900 x 738	<b>O_N_-TDM3672</b>	<b>975</b>	<b>1,369</b>
72 x 30 x 29	1800 x 750 x 738	<b>O_N_-TDM3072</b>	<b>909</b>	<b>1,284</b>
66 x 30 x 29	1650 x 750 x 738	<b>O_N_-TDM3066</b>	<b>869</b>	<b>1,216</b>
60 x 30 x 29	1500 x 750 x 738	<b>O_N_-TDM3060</b>	<b>837</b>	<b>1,170</b>

Specify the surface type (1, 2). Specify the accent color (A, S).

72 x 36 x 29½	1800 x 900 x 751	<b>O_N_-TDM3672</b>	<b>1,125</b>	<b>1,575</b>
72 x 30 x 29½	1800 x 750 x 751	<b>O_N_-TDM3072</b>	<b>1,063</b>	<b>1,495</b>
66 x 30 x 29½	1650 x 750 x 751	<b>O_N_-TDM3066</b>	<b>1,010</b>	<b>1,423</b>
60 x 30 x 29½	1500 x 750 x 751	<b>O_N_-TDM3060</b>	<b>975</b>	<b>1,369</b>

Specify the surface type (5, 6). Specify the accent color (A, S).

**Corner modules**



*To attach to a work surface. Keyboard surface adjusts from 6½" below surface to 7" above surface with a tilt angle of +/- 15 degrees. Adjustable keyboard surface is 1" thick. Grommet. Full-width wiring access on both back panels. Mechanism packaged separately.*

**Diagonal wood grain:**  
change last S to D, add 10% to the price.

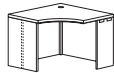
*With adjustable keyboard surface.*

48 x 48 x 29	1200 x 1200 x 738	<b>O_N_-CMS4830SC</b>	<b>2,125</b>	<b>2,452</b>
42 x 42 x 29	1050 x 1050 x 738	<b>O_N_-CMS4224SC</b>	<b>2,040</b>	<b>2,313</b>

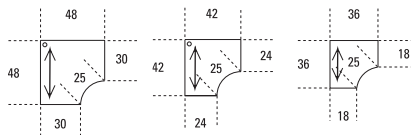
Specify the surface type (1, 2). Specify the accent color (A, S).

48 x 48 x 29½	1200 x 1200 x 751	<b>O_N_-CMS4830SC</b>	<b>2,492</b>	<b>2,644</b>
42 x 42 x 29½	1050 x 1050 x 751	<b>O_N_-CMS4224SC</b>	<b>2,406</b>	<b>2,558</b>

Specify the surface type (5, 6). Specify the accent color (A, S).



*To attach to a work surface. Grommet. Full-width wiring access on both back panels.*



**Diagonal wood grain:**  
change S to D, add 10% to the price.

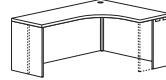
48 x 48 x 29	1200 x 1200 x 738	<b>O_N_-CM4830S_</b>	<b>1,005</b>	<b>1,415</b>
42 x 42 x 29	1050 x 1050 x 738	<b>O_N_-CM4224S_</b>	<b>890</b>	<b>1,242</b>
36 x 36 x 29	900 x 900 x 738	<b>O_N_-CM3618SC</b>	<b>864</b>	<b>1,210</b>

Specify the surface type (1, 2). Specify the accent color (A, S). Specify leg choice at the end of the code (B, C, F).

48 x 48 x 29½	1200 x 1200 x 751	<b>O_N_-CM4830S_</b>	<b>1,183</b>	<b>1,661</b>
42 x 42 x 29½	1050 x 1050 x 751	<b>O_N_-CM4224S_</b>	<b>1,063</b>	<b>1,490</b>
36 x 36 x 29½	900 x 900 x 751	<b>O_N_-CM3618SC</b>	<b>984</b>	<b>1,383</b>

Specify the surface type (5, 6). Specify the accent color (A, S). Specify leg choice at the end of the code (B, C, F).

**Left extended corner modules**



*Grommet. Full-width wiring access on both back panels.*

Surface	R1	R2
72"/48"	29½" (750 mm)	5 <sup>1</sup> / <sub>8</sub> " (150 mm)
66"/48"	23½" (600 mm)	5 <sup>1</sup> / <sub>8</sub> " (150 mm)
60"/48"	17 <sup>3</sup> / <sub>8</sub> " (450 mm)	5 <sup>1</sup> / <sub>8</sub> " (150 mm)
72"/42"	29½" (750 mm)	
66"/42"	23½" (600 mm)	
60"/42"	17 <sup>3</sup> / <sub>8</sub> " (450 mm)	
72"/36"	17 <sup>3</sup> / <sub>8</sub> " (450 mm)	
66"/36"	11¾" (300 mm)	
60"/36"	5 <sup>1</sup> / <sub>8</sub> " (150 mm)	

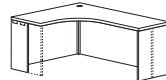
72 x 48 x 29	1800 x 1200 x 738	<b>O_N_-CM724824_</b>	<b>1,394</b>	<b>1,955</b>
66 x 48 x 29	1650 x 1200 x 738	<b>O_N_-CM664824_</b>	<b>1,324</b>	<b>1,848</b>
60 x 48 x 29	1500 x 1200 x 738	<b>O_N_-CM604824_</b>	<b>1,242</b>	<b>1,747</b>
72 x 42 x 29	1800 x 1050 x 738	<b>O_N_-CM724224_</b>	<b>1,324</b>	<b>1,848</b>
66 x 42 x 29	1650 x 1050 x 738	<b>O_N_-CM664224_</b>	<b>1,242</b>	<b>1,747</b>
60 x 42 x 29	1500 x 1050 x 738	<b>O_N_-CM604224_</b>	<b>1,175</b>	<b>1,650</b>
72 x 36 x 29	1800 x 900 x 738	<b>O_N_-CM723624_</b>	<b>1,242</b>	<b>1,747</b>
66 x 36 x 29	1650 x 900 x 738	<b>O_N_-CM663624_</b>	<b>1,117</b>	<b>1,570</b>
60 x 36 x 29	1500 x 900 x 738	<b>O_N_-CM603624_</b>	<b>1,051</b>	<b>1,462</b>

Specify the surface type (1, 2). Specify the accent color (A, S). Specify leg choice at the end of the code (A, B, C, D, E, F).

72 x 48 x 29½	1800 x 1200 x 751	<b>O_N_-CM724824_</b>	<b>1,608</b>	<b>2,259</b>
66 x 48 x 29½	1650 x 1200 x 751	<b>O_N_-CM664824_</b>	<b>1,541</b>	<b>2,155</b>
60 x 48 x 29½	1500 x 1200 x 751	<b>O_N_-CM604824_</b>	<b>1,462</b>	<b>2,054</b>
72 x 42 x 29½	1800 x 1050 x 751	<b>O_N_-CM724224_</b>	<b>1,541</b>	<b>2,155</b>
66 x 42 x 29½	1650 x 1050 x 751	<b>O_N_-CM664224_</b>	<b>1,462</b>	<b>2,054</b>
60 x 42 x 29½	1500 x 1050 x 751	<b>O_N_-CM604224_</b>	<b>1,394</b>	<b>1,955</b>
72 x 36 x 29½	1800 x 900 x 751	<b>O_N_-CM723624_</b>	<b>1,348</b>	<b>1,894</b>
66 x 36 x 29½	1650 x 900 x 751	<b>O_N_-CM663624_</b>	<b>1,284</b>	<b>1,794</b>
60 x 36 x 29½	1500 x 900 x 751	<b>O_N_-CM603624_</b>	<b>1,197</b>	<b>1,674</b>

Specify the surface type (5, 6). Specify the accent color (A, S). Specify leg choice at the end of the code (A, B, C, D, E, F).

**Right extended corner modules**



*Grommet. Full-width wiring access on both back panels.*

Surface	R1	R2
72"/48"	29½" (750 mm)	5 <sup>1</sup> / <sub>8</sub> " (150 mm)
66"/48"	23½" (600 mm)	5 <sup>1</sup> / <sub>8</sub> " (150 mm)
60"/48"	17 <sup>3</sup> / <sub>8</sub> " (450 mm)	5 <sup>1</sup> / <sub>8</sub> " (150 mm)
72"/42"	29½" (750 mm)	
66"/42"	23½" (600 mm)	
60"/42"	17 <sup>3</sup> / <sub>8</sub> " (450 mm)	
72"/36"	17 <sup>3</sup> / <sub>8</sub> " (450 mm)	
66"/36"	11¾" (300 mm)	
60"/36"	5 <sup>1</sup> / <sub>8</sub> " (150 mm)	

72 x 48 x 29	1800 x 1200 x 738	<b>O_N_-CM487224_</b>	<b>1,394</b>	<b>1,955</b>
66 x 48 x 29	1650 x 1200 x 738	<b>O_N_-CM486624_</b>	<b>1,324</b>	<b>1,848</b>
60 x 48 x 29	1500 x 1200 x 738	<b>O_N_-CM486024_</b>	<b>1,242</b>	<b>1,747</b>
72 x 42 x 29	1800 x 1050 x 738	<b>O_N_-CM427224_</b>	<b>1,324</b>	<b>1,848</b>
66 x 42 x 29	1650 x 1050 x 738	<b>O_N_-CM426624_</b>	<b>1,242</b>	<b>1,747</b>
60 x 42 x 29	1500 x 1050 x 738	<b>O_N_-CM426024_</b>	<b>1,175</b>	<b>1,650</b>
72 x 36 x 29	1800 x 900 x 738	<b>O_N_-CM367224_</b>	<b>1,242</b>	<b>1,747</b>
66 x 36 x 29	1650 x 900 x 738	<b>O_N_-CM366624_</b>	<b>1,117</b>	<b>1,570</b>
60 x 36 x 29	1500 x 900 x 738	<b>O_N_-CM366024_</b>	<b>1,051</b>	<b>1,462</b>

Specify the surface type (1, 2). Specify the accent color (A, S). Specify leg choice at the end of the code (A, B, C, D, E, F).

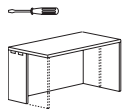




	W x D x H (in)	W x D x H (mm)	Code	All Laminate (\$)	HPL Surfaces (\$)
Right extended corner modules (cont'd)	72 x 48 x 29½	1800 x 1200 x 751	O_N_-CM487224_	1,608	2,259
	66 x 48 x 29½	1650 x 1200 x 751	O_N_-CM486624_	1,541	2,155
	60 x 48 x 29½	1500 x 1200 x 751	O_N_-CM486024_	1,462	2,054
	72 x 42 x 29½	1800 x 1050 x 751	O_N_-CM427224_	1,541	2,155
	66 x 42 x 29½	1650 x 1050 x 751	O_N_-CM426624_	1,462	2,054
	60 x 42 x 29½	1500 x 1050 x 751	O_N_-CM426024_	1,394	1,955
	72 x 36 x 29½	1800 x 900 x 751	O_N_-CM367224_	1,348	1,894
	66 x 36 x 29½	1650 x 900 x 751	O_N_-CM366624_	1,284	1,794
	60 x 36 x 29½	1500 x 900 x 751	O_N_-CM366024_	1,197	1,674

Specify the surface type (5, 6). Specify the accent color (A, S).  
Specify leg choice at the end of the code (A, B, C, D, E, F).

**Rectangular tables 30" D**



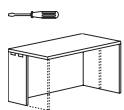
Full-width wire access.					
72 x 30 x 29	1800 x 750 x 738	O_N_-DT3072_	938	1,317	
66 x 30 x 29	1650 x 750 x 738	O_N_-DT3066_	909	1,275	
60 x 30 x 29	1500 x 750 x 738	O_N_-DT3060_	864	1,210	
54 x 30 x 29	1350 x 750 x 738	O_N_-DT3054_	831	1,164	
48 x 30 x 29	1200 x 750 x 738	O_N_-DT3048_	777	944	
42 x 30 x 29	1050 x 750 x 738	O_N_-DT3042_	744	897	
36 x 30 x 29	900 x 750 x 738	O_N_-DT3036_	705	852	
30 x 30 x 29	750 x 750 x 738	O_N_-DT3030_	671	811	
24 x 30 x 29	600 x 750 x 738	O_N_-DT3024_	625	752	

Specify the surface type (1, 2). Specify the accent color (A, S).  
Specify leg choice at the end of the code (A, B, C, D, E, F).

72 x 30 x 29½	1800 x 750 x 751	O_N_-DT3072_	1,096	1,541
66 x 30 x 29½	1650 x 750 x 751	O_N_-DT3066_	1,063	1,490
60 x 30 x 29½	1500 x 750 x 751	O_N_-DT3060_	1,010	1,423
54 x 30 x 29½	1350 x 750 x 751	O_N_-DT3054_	975	1,369
48 x 30 x 29½	1200 x 750 x 751	O_N_-DT3048_	909	1,090
42 x 30 x 29½	1050 x 750 x 751	O_N_-DT3042_	864	1,042
36 x 30 x 29½	900 x 750 x 751	O_N_-DT3036_	831	991
30 x 30 x 29½	750 x 750 x 751	O_N_-DT3030_	777	944
24 x 30 x 29½	600 x 750 x 751	O_N_-DT3024_	744	897

Specify the surface type (5, 6). Specify the accent color (A, S).  
Specify leg choice at the end of the code (A, B, C, D, E, F).

**Rectangular tables 24" D**



Full-width wire access.					
72 x 24 x 29	1800 x 600 x 738	O_N_-DT2472_	909	1,275	
66 x 24 x 29	1650 x 600 x 738	O_N_-DT2466_	864	1,210	
60 x 24 x 29	1500 x 600 x 738	O_N_-DT2460_	831	1,164	
54 x 24 x 29	1350 x 600 x 738	O_N_-DT2454_	777	1,101	
48 x 24 x 29	1200 x 600 x 738	O_N_-DT2448_	744	897	
42 x 24 x 29	1050 x 600 x 738	O_N_-DT2442_	705	852	
36 x 24 x 29	900 x 600 x 738	O_N_-DT2436_	671	811	
30 x 24 x 29	750 x 600 x 738	O_N_-DT2430_	625	752	
24 x 24 x 29	600 x 600 x 738	O_N_-DT2424_	597	718	

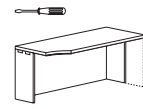
Specify the surface type (1, 2). Specify the accent color (A, S).  
Specify leg choice at the end of the code (A, B, C, D, E, F).

**Rectangular tables 24" D (cont'd)**

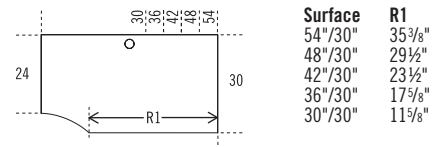
	W x D x H (in)	W x D x H (mm)	Code	All Laminate (\$)	HPL Surfaces (\$)
Rectangular tables 24" D (cont'd)	72 x 24 x 29½	1800 x 600 x 751	O_N_-DT2472_	1,010	1,423
	66 x 24 x 29½	1650 x 600 x 751	O_N_-DT2466_	975	1,369
	60 x 24 x 29½	1500 x 600 x 751	O_N_-DT2460_	938	1,317
	54 x 24 x 29½	1350 x 600 x 751	O_N_-DT2454_	909	1,275
	48 x 24 x 29½	1200 x 600 x 751	O_N_-DT2448_	831	991
	42 x 24 x 29½	1050 x 600 x 751	O_N_-DT2442_	777	944
	36 x 24 x 29½	900 x 600 x 751	O_N_-DT2436_	744	897
	30 x 24 x 29½	750 x 600 x 751	O_N_-DT2430_	705	852
	24 x 24 x 29½	600 x 600 x 751	O_N_-DT2424_	671	811

Specify the surface type (5, 6). Specify the accent color (A, S).  
Specify leg choice at the end of the code (A, B, C, D, E, F).

**Left asymmetrical tables, 30" D**



To attach to a work surface. Full-width wire access.



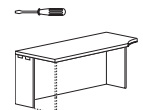
54 x 30 x 29	1350 x 750 x 738	O_N_-AT245430_	811	1,130
48 x 30 x 29	1200 x 750 x 738	O_N_-AT244830_	764	930
42 x 30 x 29	1050 x 750 x 738	O_N_-AT244230_	730	884
36 x 30 x 29	900 x 750 x 738	O_N_-AT243630_	698	842
30 x 30 x 29	750 x 750 x 738	O_N_-AT243030_	658	803

Specify the surface type (1, 2). Specify the accent color (A, S).  
Specify leg choice at the end of the code (B, C, F).

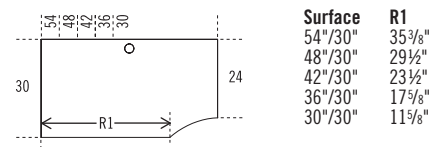
54 x 30 x 29½	1350 x 750 x 751	O_N_-AT245430_	950	1,337
48 x 30 x 29½	1200 x 750 x 751	O_N_-AT244830_	869	1,051
42 x 30 x 29½	1050 x 750 x 751	O_N_-AT244230_	842	1,010
36 x 30 x 29½	900 x 750 x 751	O_N_-AT243630_	811	970
30 x 30 x 29½	750 x 750 x 751	O_N_-AT243030_	764	930

Specify the surface type (5, 6). Specify the accent color (A, S).  
Specify leg choice at the end of the code (B, C, F).

**Right asymmetrical tables, 30" D**



To attach to a work surface. Full-width wire access.



54 x 30 x 29	1350 x 750 x 738	O_N_-AT305424_	811	1,130
48 x 30 x 29	1200 x 750 x 738	O_N_-AT304824_	764	930
42 x 30 x 29	1050 x 750 x 738	O_N_-AT304224_	730	884
36 x 30 x 29	900 x 750 x 738	O_N_-AT303624_	698	842
30 x 30 x 29	750 x 750 x 738	O_N_-AT303024_	658	803

Specify the surface type (1, 2). Specify the accent color (A, S).  
Specify leg choice at the end of the code (B, C, F).

54 x 30 x 29½	1350 x 750 x 751	O_N_-AT305424_	950	1,337
48 x 30 x 29½	1200 x 750 x 751	O_N_-AT304824_	869	1,051
42 x 30 x 29½	1050 x 750 x 751	O_N_-AT304224_	842	1,010
36 x 30 x 29½	900 x 750 x 751	O_N_-AT303624_	811	970
30 x 30 x 29½	750 x 750 x 751	O_N_-AT303024_	764	930

Specify the surface type (5, 6). Specify the accent color (A, S).  
Specify leg choice at the end of the code (B, C, F).



**Left asymmetrical tables, 24" D**



W x D x H (in)	W x D x H (mm)	Code	All Laminate (\$)	HPL Surfaces (\$)
<i>To attach to a work surface. Full-width wire access.</i>				
		<b>Surface</b>	<b>R1</b>	
		54"/24"	35 <sup>3</sup> / <sub>8</sub> "	
		48"/24"	29 <sup>1</sup> / <sub>2</sub> "	
		42"/24"	23 <sup>1</sup> / <sub>2</sub> "	
		36"/24"	17 <sup>3</sup> / <sub>8</sub> "	
		30"/24"	11 <sup>1</sup> / <sub>8</sub> "	

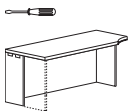
54 x 24 x 29	1350 x 600 x 738	<b>O_N_-AT185424_</b>	<b>764</b>	<b>1,085</b>
48 x 24 x 29	1200 x 600 x 738	<b>O_N_-AT184824_</b>	<b>730</b>	<b>884</b>
42 x 24 x 29	1050 x 600 x 738	<b>O_N_-AT184224_</b>	<b>698</b>	<b>842</b>
36 x 24 x 29	900 x 600 x 738	<b>O_N_-AT183624_</b>	<b>658</b>	<b>803</b>
30 x 24 x 29	750 x 600 x 738	<b>O_N_-AT183024_</b>	<b>625</b>	<b>752</b>

**Specify the surface type (1, 2). Specify the accent color (A, S). Specify leg choice at the end of the code (B, C, F).**

54 x 24 x 29½	1350 x 600 x 751	<b>O_N_-AT185424_</b>	<b>918</b>	<b>1,290</b>
48 x 24 x 29½	1200 x 600 x 751	<b>O_N_-AT184824_</b>	<b>842</b>	<b>1,010</b>
42 x 24 x 29½	1050 x 600 x 751	<b>O_N_-AT184224_</b>	<b>811</b>	<b>970</b>
36 x 24 x 29½	900 x 600 x 751	<b>O_N_-AT183624_</b>	<b>764</b>	<b>930</b>
30 x 24 x 29½	750 x 600 x 751	<b>O_N_-AT183024_</b>	<b>730</b>	<b>884</b>

**Specify the surface type (5, 6). Specify the accent color (A, S). Specify leg choice at the end of the code (B, C, F).**

**Right asymmetrical tables, 24" D**



W x D x H (in)	W x D x H (mm)	Code	All Laminate (\$)	HPL Surfaces (\$)
<i>To attach to a work surface. Full-width wire access.</i>				
		<b>Surface</b>	<b>R1</b>	
		54"/24"	35 <sup>3</sup> / <sub>8</sub> "	
		48"/24"	29 <sup>1</sup> / <sub>2</sub> "	
		42"/24"	23 <sup>1</sup> / <sub>2</sub> "	
		36"/24"	17 <sup>3</sup> / <sub>8</sub> "	
		30"/24"	11 <sup>1</sup> / <sub>8</sub> "	

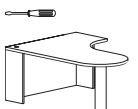
54 x 24 x 29	1350 x 600 x 738	<b>O_N_-AT245418_</b>	<b>764</b>	<b>1,085</b>
48 x 24 x 29	1200 x 600 x 738	<b>O_N_-AT244818_</b>	<b>730</b>	<b>884</b>
42 x 24 x 29	1050 x 600 x 738	<b>O_N_-AT244218_</b>	<b>698</b>	<b>842</b>
36 x 24 x 29	900 x 600 x 738	<b>O_N_-AT243618_</b>	<b>658</b>	<b>803</b>
30 x 24 x 29	750 x 600 x 738	<b>O_N_-AT243018_</b>	<b>625</b>	<b>752</b>

**Specify the surface type (1, 2). Specify the accent color (A, S). Specify leg choice at the end of the code (B, C, F).**

54 x 24 x 29½	1350 x 600 x 751	<b>O_N_-AT245418_</b>	<b>918</b>	<b>1,290</b>
48 x 24 x 29½	1200 x 600 x 751	<b>O_N_-AT244818_</b>	<b>842</b>	<b>1,010</b>
42 x 24 x 29½	1050 x 600 x 751	<b>O_N_-AT244218_</b>	<b>811</b>	<b>970</b>
36 x 24 x 29½	900 x 600 x 751	<b>O_N_-AT243618_</b>	<b>764</b>	<b>930</b>
30 x 24 x 29½	750 x 600 x 751	<b>O_N_-AT243018_</b>	<b>730</b>	<b>884</b>

**Specify the surface type (5, 6). Specify the accent color (A, S). Specify leg choice at the end of the code (B, C, F).**

**Left D-shaped extended corner modules**



Packaged in 2 boxes.

W x D x H (in)	W x D x H (mm)	Code	All Laminate (\$)	HPL Surfaces (\$)
<i>To attach to a work surface. Grommet. Side full-width wiring access. 2 reversible recessed leg panels (one with wiring access). 6" diameter steel leg.</i>				
84 x 48 x 29	2100 x 1200 x 738	<b>O_N_-CB844824_</b>	<b>1,529</b>	<b>2,133</b>
78 x 48 x 29	1950 x 1200 x 738	<b>O_N_-CB784824_</b>	<b>1,451</b>	<b>2,034</b>
72 x 48 x 29	1800 x 1200 x 738	<b>O_N_-CB724824_</b>	<b>1,376</b>	<b>1,927</b>
84 x 42 x 29	2100 x 1050 x 738	<b>O_N_-CB844224_</b>	<b>1,451</b>	<b>2,034</b>
78 x 42 x 29	1950 x 1050 x 738	<b>O_N_-CB784224_</b>	<b>1,376</b>	<b>1,927</b>
72 x 42 x 29	1800 x 1050 x 738	<b>O_N_-CB724224_</b>	<b>1,307</b>	<b>1,828</b>

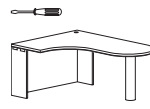
**Specify the surface type (1, 2). Specify the accent color (A, S).**

**Left D-shaped extended corner modules (cont'd)**

W x D x H (in)	W x D x H (mm)	Code	All Laminate (\$)	HPL Surfaces (\$)
84 x 48 x 29½	2100 x 1200 x 751	<b>O_N_-CB844824_</b>	<b>1,741</b>	<b>2,438</b>
78 x 48 x 29½	1950 x 1200 x 751	<b>O_N_-CB784824_</b>	<b>1,667</b>	<b>2,333</b>
72 x 48 x 29½	1800 x 1200 x 751	<b>O_N_-CB724824_</b>	<b>1,595</b>	<b>2,232</b>
84 x 42 x 29½	2100 x 1050 x 751	<b>O_N_-CB844224_</b>	<b>1,667</b>	<b>2,333</b>
78 x 42 x 29½	1950 x 1050 x 751	<b>O_N_-CB784224_</b>	<b>1,595</b>	<b>2,232</b>
72 x 42 x 29½	1800 x 1050 x 751	<b>O_N_-CB724224_</b>	<b>1,529</b>	<b>2,133</b>

**Specify the surface type (5, 6). Specify the accent color (A, S).**

**Right D-shaped extended corner modules**



Packaged in 2 boxes.

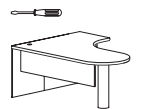
W x D x H (in)	W x D x H (mm)	Code	All Laminate (\$)	HPL Surfaces (\$)
<i>To attach to a work surface. Grommet. Side full-width wiring access. 2 reversible recessed leg panels (one with wiring access). 6" diameter steel leg.</i>				
84 x 48 x 29	2100 x 1200 x 738	<b>O_N_-C4884824_</b>	<b>1,529</b>	<b>2,133</b>
78 x 48 x 29	1950 x 1200 x 738	<b>O_N_-C4878824_</b>	<b>1,451</b>	<b>2,034</b>
72 x 48 x 29	1800 x 1200 x 738	<b>O_N_-C4872824_</b>	<b>1,376</b>	<b>1,927</b>
84 x 42 x 29	2100 x 1050 x 738	<b>O_N_-C4284824_</b>	<b>1,451</b>	<b>2,034</b>
78 x 42 x 29	1950 x 1050 x 738	<b>O_N_-C4278824_</b>	<b>1,376</b>	<b>1,927</b>
72 x 42 x 29	1800 x 1050 x 738	<b>O_N_-C4272824_</b>	<b>1,307</b>	<b>1,828</b>

**Specify the surface type (1, 2). Specify the accent color (A, S).**

84 x 48 x 29½	2100 x 1200 x 751	<b>O_N_-C4884824_</b>	<b>1,741</b>	<b>2,438</b>
78 x 48 x 29½	1950 x 1200 x 751	<b>O_N_-C4878824_</b>	<b>1,667</b>	<b>2,333</b>
72 x 48 x 29½	1800 x 1200 x 751	<b>O_N_-C4872824_</b>	<b>1,595</b>	<b>2,232</b>
84 x 42 x 29½	2100 x 1050 x 751	<b>O_N_-C4284824_</b>	<b>1,667</b>	<b>2,333</b>
78 x 42 x 29½	1950 x 1050 x 751	<b>O_N_-C4278824_</b>	<b>1,595</b>	<b>2,232</b>
72 x 42 x 29½	1800 x 1050 x 751	<b>O_N_-C4272824_</b>	<b>1,529</b>	<b>2,133</b>

**Specify the surface type (5, 6). Specify the accent color (A, S).**

**Left D-shaped extended corner modules with modesty panel**



Packaged in 2 boxes.

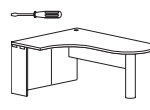
W x D x H (in)	W x D x H (mm)	Code	All Laminate (\$)	HPL Surfaces (\$)
<i>To attach to a work surface. Grommet. Side half-width wiring access. Modesty panel. 6" diameter steel leg.</i>				
84 x 48 x 29	2100 x 1200 x 738	<b>O_N_-CBM844824_</b>	<b>1,701</b>	<b>2,313</b>
78 x 48 x 29	1950 x 1200 x 738	<b>O_N_-CBM784824_</b>	<b>1,635</b>	<b>2,213</b>
72 x 48 x 29	1800 x 1200 x 738	<b>O_N_-CBM724824_</b>	<b>1,560</b>	<b>2,104</b>
84 x 42 x 29	2100 x 1050 x 738	<b>O_N_-CBM844224_</b>	<b>1,635</b>	<b>2,213</b>
78 x 42 x 29	1950 x 1050 x 738	<b>O_N_-CBM784224_</b>	<b>1,560</b>	<b>2,104</b>
72 x 42 x 29	1800 x 1050 x 738	<b>O_N_-CBM724224_</b>	<b>1,490</b>	<b>2,014</b>

**Specify the surface type (1, 2). Specify the accent color (A, S).**

84 x 48 x 29½	2100 x 1200 x 751	<b>O_N_-CBM844824_</b>	<b>1,920</b>	<b>2,620</b>
78 x 48 x 29½	1950 x 1200 x 751	<b>O_N_-CBM784824_</b>	<b>1,848</b>	<b>2,518</b>
72 x 48 x 29½	1800 x 1200 x 751	<b>O_N_-CBM724824_</b>	<b>1,782</b>	<b>2,419</b>
84 x 42 x 29½	2100 x 1050 x 751	<b>O_N_-CBM844224_</b>	<b>1,848</b>	<b>2,518</b>
78 x 42 x 29½	1950 x 1050 x 751	<b>O_N_-CBM784224_</b>	<b>1,782</b>	<b>2,419</b>
72 x 42 x 29½	1800 x 1050 x 751	<b>O_N_-CBM724224_</b>	<b>1,701</b>	<b>2,313</b>

**Specify the surface type (5, 6). Specify the accent color (A, S).**

**Right D-shaped extended corner modules with modesty panel**



Packaged in 2 boxes.

W x D x H (in)	W x D x H (mm)	Code	All Laminate (\$)	HPL Surfaces (\$)
<i>To attach to a work surface. Grommet. Side half-width wiring access. Modesty panel. 6" diameter steel leg.</i>				
84 x 48 x 29	2100 x 1200 x 738	<b>O_N_-C4884824_</b>	<b>1,701</b>	<b>2,313</b>
78 x 48 x 29	1950 x 1200 x 738	<b>O_N_-C4878824_</b>	<b>1,635</b>	<b>2,213</b>
72 x 48 x 29	1800 x 1200 x 738	<b>O_N_-C4872824_</b>	<b>1,560</b>	<b>2,104</b>
84 x 42 x 29	2100 x 1050 x 738	<b>O_N_-C4284824_</b>	<b>1,635</b>	<b>2,213</b>
78 x 42 x 29	1950 x 1050 x 738	<b>O_N_-C4278824_</b>	<b>1,560</b>	<b>2,104</b>
72 x 42 x 29	1800 x 1050 x 738	<b>O_N_-C4272824_</b>	<b>1,490</b>	<b>2,014</b>

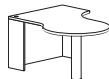
**Specify the surface type (1, 2). Specify the accent color (A, S).**



	W x D x H (in)	W x D x H (mm)	Code	All Laminate (\$)	HPL Surfaces (\$)
<b>Right D-shaped extended corner modules with modesty panel (cont'd)</b>	84 x 48 x 29½	2100 x 1200 x 751	<b>O_N_-C4884BM24</b>	<b>1,920</b>	<b>2,620</b>
	78 x 48 x 29½	1950 x 1200 x 751	<b>O_N_-C4878BM24</b>	<b>1,848</b>	<b>2,518</b>
	72 x 48 x 29½	1800 x 1200 x 751	<b>O_N_-C4872BM24</b>	<b>1,782</b>	<b>2,419</b>
	84 x 42 x 29½	2100 x 1050 x 751	<b>O_N_-C4284BM24</b>	<b>1,848</b>	<b>2,518</b>
	78 x 42 x 29½	1950 x 1050 x 751	<b>O_N_-C4278BM24</b>	<b>1,782</b>	<b>2,419</b>
	72 x 42 x 29½	1800 x 1050 x 751	<b>O_N_-C4272BM24</b>	<b>1,701</b>	<b>2,313</b>

Specify the surface type (5, 6). Specify the accent color (A, S).

**Left P-shaped extended corner modules**



Packaged in 2 boxes.

*To attach to a work surface. Grommet. Side full-width wiring access. 2 reversible recessed leg panels (one with wiring access). 6" diameter steel leg.*

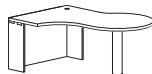
84 x 60 x 29	2100 x 1500 x 738	<b>O_N_-CP844824</b>	<b>1,595</b>	<b>2,232</b>
78 x 60 x 29	1950 x 1500 x 738	<b>O_N_-CP784824</b>	<b>1,529</b>	<b>2,133</b>
72 x 60 x 29	1800 x 1500 x 738	<b>O_N_-CP724824</b>	<b>1,451</b>	<b>2,034</b>
84 x 54 x 29	2100 x 1350 x 738	<b>O_N_-CP844224</b>	<b>1,529</b>	<b>2,133</b>
78 x 54 x 29	1950 x 1350 x 738	<b>O_N_-CP784224</b>	<b>1,451</b>	<b>2,034</b>
72 x 54 x 29	1800 x 1350 x 738	<b>O_N_-CP724224</b>	<b>1,376</b>	<b>1,927</b>

Specify the surface type (1, 2). Specify the accent color (A, S).

84 x 60 x 29½	2100 x 1500 x 751	<b>O_N_-CP844824</b>	<b>1,813</b>	<b>2,540</b>
78 x 60 x 29½	1950 x 1500 x 751	<b>O_N_-CP784824</b>	<b>1,741</b>	<b>2,438</b>
72 x 60 x 29½	1800 x 1500 x 751	<b>O_N_-CP724824</b>	<b>1,667</b>	<b>2,333</b>
84 x 54 x 29½	2100 x 1350 x 751	<b>O_N_-CP844224</b>	<b>1,741</b>	<b>2,438</b>
78 x 54 x 29½	1950 x 1350 x 751	<b>O_N_-CP784224</b>	<b>1,667</b>	<b>2,333</b>
72 x 54 x 29½	1800 x 1350 x 751	<b>O_N_-CP724224</b>	<b>1,595</b>	<b>2,232</b>

Specify the surface type (5, 6). Specify the accent color (A, S).

**Right P-shaped extended corner modules**



Packaged in 2 boxes.

*To attach to a work surface. Grommet. Side full-width wiring access. 2 reversible recessed leg panels (one with wiring access). 6" diameter steel leg.*

84 x 60 x 29	2100 x 1500 x 738	<b>O_N_-C4884P24</b>	<b>1,595</b>	<b>2,232</b>
78 x 60 x 29	1950 x 1500 x 738	<b>O_N_-C4878P24</b>	<b>1,529</b>	<b>2,133</b>
72 x 60 x 29	1800 x 1500 x 738	<b>O_N_-C4872P24</b>	<b>1,451</b>	<b>2,034</b>
84 x 54 x 29	2100 x 1350 x 738	<b>O_N_-C4284P24</b>	<b>1,529</b>	<b>2,133</b>
78 x 54 x 29	1950 x 1350 x 738	<b>O_N_-C4278P24</b>	<b>1,451</b>	<b>2,034</b>
72 x 54 x 29	1800 x 1350 x 738	<b>O_N_-C4272P24</b>	<b>1,376</b>	<b>1,927</b>

Specify the surface type (1, 2). Specify the accent color (A, S).

84 x 60 x 29½	2100 x 1500 x 751	<b>O_N_-C4884P24</b>	<b>1,813</b>	<b>2,540</b>
78 x 60 x 29½	1950 x 1500 x 751	<b>O_N_-C4878P24</b>	<b>1,741</b>	<b>2,438</b>
72 x 60 x 29½	1800 x 1500 x 751	<b>O_N_-C4872P24</b>	<b>1,667</b>	<b>2,333</b>
84 x 54 x 29½	2100 x 1350 x 751	<b>O_N_-C4284P24</b>	<b>1,741</b>	<b>2,438</b>
78 x 54 x 29½	1950 x 1350 x 751	<b>O_N_-C4278P24</b>	<b>1,667</b>	<b>2,333</b>
72 x 54 x 29½	1800 x 1350 x 751	<b>O_N_-C4272P24</b>	<b>1,595</b>	<b>2,232</b>

Specify the surface type (5, 6). Specify the accent color (A, S).

**Left P-shaped extended corner modules with modesty panel**



Packaged in 2 boxes.

*To attach to a work surface. Grommet. Side half-width wiring access. Modesty panel. 6" diameter steel leg.*

84 x 60 x 29	2100 x 1500 x 738	<b>O_N_-CPM844824</b>	<b>1,782</b>	<b>2,419</b>
78 x 60 x 29	1950 x 1500 x 738	<b>O_N_-CPM784824</b>	<b>1,701</b>	<b>2,313</b>
72 x 60 x 29	1800 x 1500 x 738	<b>O_N_-CPM724824</b>	<b>1,635</b>	<b>2,213</b>
84 x 54 x 29	2100 x 1350 x 738	<b>O_N_-CPM844224</b>	<b>1,701</b>	<b>2,313</b>
78 x 54 x 29	1950 x 1350 x 738	<b>O_N_-CPM784224</b>	<b>1,635</b>	<b>2,213</b>
72 x 54 x 29	1800 x 1350 x 738	<b>O_N_-CPM724224</b>	<b>1,560</b>	<b>2,104</b>

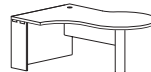
Specify the surface type (1, 2). Specify the accent color (A, S).

**Left P-shaped extended corner modules with modesty panel (cont'd)**

	W x D x H (in)	W x D x H (mm)	Code	All Laminate (\$)	HPL Surfaces (\$)
<b>Left P-shaped extended corner modules with modesty panel (cont'd)</b>	84 x 60 x 29½	2100 x 1500 x 751	<b>O_N_-CPM844824</b>	<b>2,000</b>	<b>2,725</b>
	78 x 60 x 29½	1950 x 1500 x 751	<b>O_N_-CPM784824</b>	<b>1,920</b>	<b>2,620</b>
	72 x 60 x 29½	1800 x 1500 x 751	<b>O_N_-CPM724824</b>	<b>1,848</b>	<b>2,518</b>
	84 x 54 x 29½	2100 x 1350 x 751	<b>O_N_-CPM844224</b>	<b>1,920</b>	<b>2,620</b>
	78 x 54 x 29½	1950 x 1350 x 751	<b>O_N_-CPM784224</b>	<b>1,848</b>	<b>2,518</b>
	72 x 54 x 29½	1800 x 1350 x 751	<b>O_N_-CPM724224</b>	<b>1,782</b>	<b>2,419</b>

Specify the surface type (5, 6). Specify the accent color (A, S).

**Right P-shaped extended corner modules with modesty panel**



Packaged in 2 boxes.

*To attach to a work surface. Grommet. Side full-width wiring access. Modesty panel. 6" diameter steel leg.*

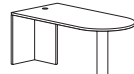
84 x 60 x 29	2100 x 1500 x 738	<b>O_N_-C4884PM24</b>	<b>1,782</b>	<b>2,419</b>
78 x 60 x 29	1950 x 1500 x 738	<b>O_N_-C4878PM24</b>	<b>1,701</b>	<b>2,313</b>
72 x 60 x 29	1800 x 1500 x 738	<b>O_N_-C4872PM24</b>	<b>1,635</b>	<b>2,213</b>
84 x 54 x 29	2100 x 1350 x 738	<b>O_N_-C4284PM24</b>	<b>1,701</b>	<b>2,313</b>
78 x 54 x 29	1950 x 1350 x 738	<b>O_N_-C4278PM24</b>	<b>1,635</b>	<b>2,213</b>
72 x 54 x 29	1800 x 1350 x 738	<b>O_N_-C4272PM24</b>	<b>1,560</b>	<b>2,104</b>

Specify the surface type (1, 2). Specify the accent color (A, S).

84 x 60 x 29½	2100 x 1500 x 751	<b>O_N_-C4884PM24</b>	<b>2,000</b>	<b>2,725</b>
78 x 60 x 29½	1950 x 1500 x 751	<b>O_N_-C4878PM24</b>	<b>1,920</b>	<b>2,620</b>
72 x 60 x 29½	1800 x 1500 x 751	<b>O_N_-C4872PM24</b>	<b>1,848</b>	<b>2,518</b>
84 x 54 x 29½	2100 x 1350 x 751	<b>O_N_-C4284PM24</b>	<b>1,920</b>	<b>2,620</b>
78 x 54 x 29½	1950 x 1350 x 751	<b>O_N_-C4278PM24</b>	<b>1,848</b>	<b>2,518</b>
72 x 54 x 29½	1800 x 1350 x 751	<b>O_N_-C4272PM24</b>	<b>1,782</b>	<b>2,419</b>

Specify the surface type (5, 6). Specify the accent color (A, S).

**D-shaped tables**



Packaged in 2 boxes.

*To attach to a work surface. Grommet. 6" diameter steel leg.*

72 x 36 x 29	1800 x 900 x 738	<b>O_N_-BT3672</b>	<b>1,063</b>	<b>1,490</b>
66 x 36 x 29	1650 x 900 x 738	<b>O_N_-BT3666</b>	<b>1,036</b>	<b>1,443</b>
60 x 36 x 29	1500 x 900 x 738	<b>O_N_-BT3660</b>	<b>991</b>	<b>1,394</b>
72 x 30 x 29	1800 x 750 x 738	<b>O_N_-BT3072</b>	<b>991</b>	<b>1,394</b>
66 x 30 x 29	1650 x 750 x 738	<b>O_N_-BT3066</b>	<b>944</b>	<b>1,324</b>
60 x 30 x 29	1500 x 750 x 738	<b>O_N_-BT3060</b>	<b>909</b>	<b>1,275</b>
72 x 24 x 29	1800 x 600 x 738	<b>O_N_-BT2472</b>	<b>909</b>	<b>1,275</b>
66 x 24 x 29	1650 x 600 x 738	<b>O_N_-BT2466</b>	<b>869</b>	<b>1,216</b>
60 x 24 x 29	1500 x 600 x 738	<b>O_N_-BT2460</b>	<b>831</b>	<b>1,164</b>

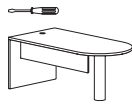
Specify the surface type (1, 2). Specify the accent color (A, S).

72 x 36 x 29½	1800 x 900 x 751	<b>O_N_-BT3672</b>	<b>1,284</b>	<b>1,794</b>
66 x 36 x 29½	1650 x 900 x 751	<b>O_N_-BT3666</b>	<b>1,242</b>	<b>1,747</b>
60 x 36 x 29½	1500 x 900 x 751	<b>O_N_-BT3660</b>	<b>1,210</b>	<b>1,696</b>
72 x 30 x 29½	1800 x 750 x 751	<b>O_N_-BT3072</b>	<b>1,210</b>	<b>1,696</b>
66 x 30 x 29½	1650 x 750 x 751	<b>O_N_-BT3066</b>	<b>1,164</b>	<b>1,622</b>
60 x 30 x 29½	1500 x 750 x 751	<b>O_N_-BT3060</b>	<b>1,125</b>	<b>1,575</b>
72 x 24 x 29½	1800 x 600 x 751	<b>O_N_-BT2472</b>	<b>1,125</b>	<b>1,575</b>
66 x 24 x 29½	1650 x 600 x 751	<b>O_N_-BT2466</b>	<b>1,090</b>	<b>1,529</b>
60 x 24 x 29½	1500 x 600 x 751	<b>O_N_-BT2460</b>	<b>1,051</b>	<b>1,462</b>

Specify the surface type (5, 6). Specify the accent color (A, S).



**D-shaped tables with modesty panel**



Packaged in 2 boxes.

W x D x H (in)	W x D x H (mm)	Code	All Laminate (\$)	HPL Surfaces (\$)
<i>To attach to a work surface. Reversible modesty panel. 6" diameter steel leg. Grommet.</i>				
72 x 36 x 29	1800 x 900 x 738	<b>O_N_-BTM3672</b>	1,175	1,650
72 x 30 x 29	1800 x 750 x 738	<b>O_N_-BTM3072</b>	1,109	1,560
66 x 30 x 29	1650 x 750 x 738	<b>O_N_-BTM3066</b>	964	1,348
<b>Specify the surface type (1, 2). Specify the accent color (A, S).</b>				
72 x 36 x 29½	1800 x 900 x 751	<b>O_N_-BTM3672</b>	1,235	1,736
72 x 30 x 29½	1800 x 750 x 751	<b>O_N_-BTM3072</b>	1,183	1,661
66 x 30 x 29½	1650 x 750 x 751	<b>O_N_-BTM3066</b>	1,137	1,595
<b>Specify the surface type (5, 6). Specify the accent color (A, S).</b>				

**Left P-shaped tables**



Packaged in 2 boxes.

W x D x H (in)	W x D x H (mm)	Code	All Laminate (\$)	HPL Surfaces (\$)
<i>To attach to a work surface. 6" diameter steel leg. Grommet.</i>				
72 x 42 x 29	1800 x 1050 x 738	<b>O_N_-PT3072</b>	1,101	1,548
66 x 42 x 29	1650 x 1050 x 738	<b>O_N_-PT3066</b>	1,077	1,508
60 x 42 x 29	1500 x 1050 x 738	<b>O_N_-PT3060</b>	1,051	1,456
<b>Specify the surface type (1, 2). Specify the accent color (A, S).</b>				
72 x 42 x 29½	1800 x 1050 x 751	<b>O_N_-PT3072</b>	1,324	1,848
66 x 42 x 29½	1650 x 1050 x 751	<b>O_N_-PT3066</b>	1,296	1,813
60 x 42 x 29½	1500 x 1050 x 751	<b>O_N_-PT3060</b>	1,262	1,773
<b>Specify the surface type (5, 6). Specify the accent color (A, S).</b>				

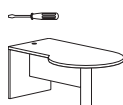
**Right P-shaped tables**



Packaged in 2 boxes.

W x D x H (in)	W x D x H (mm)	Code	All Laminate (\$)	HPL Surfaces (\$)
<i>To attach to a work surface. 6" diameter steel leg. Grommet.</i>				
72 x 42 x 29	1800 x 1050 x 738	<b>O_N_-3072PT</b>	1,101	1,548
66 x 42 x 29	1650 x 1050 x 738	<b>O_N_-3066PT</b>	1,077	1,508
60 x 42 x 29	1500 x 1050 x 738	<b>O_N_-3060PT</b>	1,051	1,456
<b>Specify the surface type (1, 2). Specify the accent color (A, S).</b>				
72 x 42 x 29½	1800 x 1050 x 751	<b>O_N_-3072PT</b>	1,324	1,848
66 x 42 x 29½	1650 x 1050 x 751	<b>O_N_-3066PT</b>	1,296	1,813
60 x 42 x 29½	1500 x 1050 x 751	<b>O_N_-3060PT</b>	1,262	1,773
<b>Specify the surface type (5, 6). Specify the accent color (A, S).</b>				

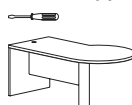
**Left P-shaped tables with modesty panel**



Packaged in 2 boxes.

W x D x H (in)	W x D x H (mm)	Code	All Laminate (\$)	HPL Surfaces (\$)
<i>To attach to a work surface. Modesty panel. 6" diameter steel leg. Grommet.</i>				
72 x 42 x 29	1800 x 1050 x 738	<b>O_N_-PTM3072</b>	1,170	1,640
66 x 42 x 29	1650 x 1050 x 738	<b>O_N_-PTM3066</b>	1,142	1,608
60 x 42 x 29	1500 x 1050 x 738	<b>O_N_-PTM3060</b>	1,051	1,462
<b>Specify the surface type (1, 2). Specify the accent color (A, S).</b>				
72 x 42 x 29½	1800 x 1050 x 751	<b>O_N_-PTM3072</b>	1,383	1,947
66 x 42 x 29½	1650 x 1050 x 751	<b>O_N_-PTM3066</b>	1,364	1,915
60 x 42 x 29½	1500 x 1050 x 751	<b>O_N_-PTM3060</b>	1,262	1,773
<b>Specify the surface type (5, 6). Specify the accent color (A, S).</b>				

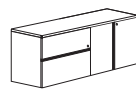
**Right P-shaped tables with modesty panel**



Packaged in 2 boxes.

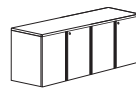
W x D x H (in)	W x D x H (mm)	Code	All Laminate (\$)	HPL Surfaces (\$)
<i>To attach to a work surface. Modesty panel. 6" diameter steel leg. Grommet.</i>				
72 x 42 x 29	1800 x 1050 x 738	<b>O_N_-3072PTM</b>	1,170	1,640
66 x 42 x 29	1650 x 1050 x 738	<b>O_N_-3066PTM</b>	1,142	1,608
60 x 42 x 29	1500 x 1050 x 738	<b>O_N_-3060PTM</b>	1,051	1,462
<b>Specify the surface type (1, 2). Specify the accent color (A, S).</b>				
72 x 42 x 29½	1800 x 1050 x 751	<b>O_N_-3072PTM</b>	1,383	1,947
66 x 42 x 29½	1650 x 1050 x 751	<b>O_N_-3066PTM</b>	1,364	1,915
60 x 42 x 29½	1500 x 1050 x 751	<b>O_N_-3060PTM</b>	1,262	1,773
<b>Specify the surface type (5, 6). Specify the accent color (A, S).</b>				

**Lateral file / bookcase credenzas**



W x D x H (in)	W x D x H (mm)	Code	All Laminate (\$)	HPL Surfaces (\$)
<i>Full-width wire access. 2 file drawers with suspension bars. Bookcase unit with doors, 1 adjustable shelf. Locks.</i>				
72 x 24 x 29	1800 x 600 x 738	<b>O___-LF2472B</b>	2,104	2,540
<b>Specify the surface type (1, 2). Specify the handle code (B, L, Z). Specify the accent color (A, S).</b>				
72 x 24 x 29½	1800 x 600 x 751	<b>O___-LF2472B</b>	2,339	2,810
<b>Specify the surface type (5, 6). Specify the handle code (B, L, Z). Specify the accent color (A, S).</b>				

**Double bookcase credenzas**



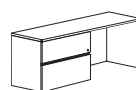
W x D x H (in)	W x D x H (mm)	Code	All Laminate (\$)	HPL Surfaces (\$)
<i>Full-width wire access. 2 bookcases units with doors. Locks. 1 adjustable shelf on each side.</i>				
72 x 24 x 29	1800 x 600 x 738	<b>O___-B2472B</b>	1,894	2,281
<b>Specify the surface type (1, 2). Specify the handle code (B, L, Z). Specify the accent color (A, S).</b>				
72 x 24 x 29½	1800 x 600 x 751	<b>O___-B2472B</b>	2,133	2,558
<b>Specify the surface type (5, 6). Specify the handle code (B, L, Z). Specify the accent color (A, S).</b>				

**Double lateral file credenzas**



W x D x H (in)	W x D x H (mm)	Code	All Laminate (\$)	HPL Surfaces (\$)
<i>Full-width wire access. 4 file drawers with suspension bars. Locks. Optional counterweights to meet BIFMA standards, refer to page 149.</i>				
72 x 24 x 29	1800 x 600 x 738	<b>O___-LF2472LF</b>	2,339	2,810
<b>Specify the surface type (1, 2). Specify the handle code (B, L, Z). Specify the accent color (A, S).</b>				
72 x 24 x 29½	1800 x 600 x 751	<b>O___-LF2472LF</b>	2,571	3,095
<b>Specify the surface type (5, 6). Specify the handle code (B, L, Z). Specify the accent color (A, S).</b>				

**Left lateral file credenzas**



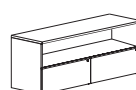
W x D x H (in)	W x D x H (mm)	Code	All Laminate (\$)	HPL Surfaces (\$)
<i>Full-width wire access. 2 file drawers with suspension bars. Lock.</i>				
72 x 24 x 29	1800 x 600 x 738	<b>O___-LF2472S</b>	1,794	2,155
66 x 24 x 29	1650 x 600 x 738	<b>O___-LF2466S</b>	1,721	2,059
60 x 24 x 29	1500 x 600 x 738	<b>O___-LF2460S</b>	1,640	1,968
<b>Specify the surface type (1, 2). Specify the handle code (B, L, Z). Specify the accent color (A, S).</b>				
72 x 24 x 29½	1800 x 600 x 751	<b>O___-LF2472S</b>	2,054	2,459
66 x 24 x 29½	1650 x 600 x 751	<b>O___-LF2466S</b>	1,974	2,366
60 x 24 x 29½	1500 x 600 x 751	<b>O___-LF2460S</b>	1,889	2,272
<b>Specify the surface type (5, 6). Specify the handle code (B, L, Z). Specify the accent color (A, S).</b>				

**Right lateral file credenzas**



W x D x H (in)	W x D x H (mm)	Code	All Laminate (\$)	HPL Surfaces (\$)
<i>Full-width wire access. 2 file drawers with suspension bars. Lock.</i>				
72 x 24 x 29	1800 x 600 x 738	<b>O___-S2472LF</b>	1,794	2,155
66 x 24 x 29	1650 x 600 x 738	<b>O___-S2466LF</b>	1,721	2,059
60 x 24 x 29	1500 x 600 x 738	<b>O___-S2460LF</b>	1,640	1,968
<b>Specify the surface type (1, 2). Specify the handle code (B, L, Z). Specify the accent color (A, S).</b>				
72 x 24 x 29½	1800 x 600 x 751	<b>O___-S2472LF</b>	2,054	2,459
66 x 24 x 29½	1650 x 600 x 751	<b>O___-S2466LF</b>	1,974	2,366
60 x 24 x 29½	1500 x 600 x 751	<b>O___-S2460LF</b>	1,889	2,272
<b>Specify the surface type (5, 6). Specify the handle code (B, L, Z). Specify the accent color (A, S).</b>				

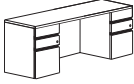
**Lateral file credenzas**



W x D x H (in)	W x D x H (mm)	Code	All Laminate (\$)	HPL Surfaces (\$)
<i>Open space on top and 2 file drawers on bottom with suspension bars. Locks. Full-width wire access. Optional counterweights to meet BIFMA standards, refer to page 149.</i>				
72 x 24 x 29	1800 x 600 x 738	<b>O___-SLF2472</b>	1,768	2,120
<b>Specify the surface type (1, 2). Specify the handle code (B, L, Z). Specify the accent color (A, S).</b>				
72 x 24 x 29½	1800 x 600 x 751	<b>O___-SLF2472</b>	2,000	2,399
<b>Specify the surface type (5, 6). Specify the handle code (B, L, Z). Specify the accent color (A, S).</b>				



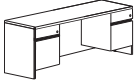


	W x D x H (in)	W x D x H (mm)	Code	All Laminate (\$)	HPL Surfaces (\$)
<b>Double pedestal credenzas low profile</b> 	<i>Full-width wire access. 2 pedestals with locks. 4 box drawers and 2 file drawers with suspension bars. Pencil tray.</i>				
	72 x 24 x 29	1800 x 600 x 738	0___-UF2472UF	2,155	2,585
	66 x 24 x 29	1650 x 600 x 738	0___-UF2466UF	2,139	2,563
	60 x 24 x 29	1500 x 600 x 738	0___-UF2460UF	2,099	2,540

Specify the surface type (1, 2). Specify the handle code (B, L, Z).  
Specify the accent color (A, S).

72 x 24 x 29½	1800 x 600 x 751	0___-UF2472UF	2,413	2,896
66 x 24 x 29½	1650 x 600 x 751	0___-UF2466UF	2,399	2,878
60 x 24 x 29½	1500 x 600 x 751	0___-UF2460UF	2,358	2,831

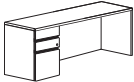
Specify the surface type (5, 6). Specify the handle code (B, L, Z).  
Specify the accent color (A, S).

	W x D x H (in)	W x D x H (mm)	Code	All Laminate (\$)	HPL Surfaces (\$)
<b>Double pedestal credenzas</b> 	<i>Full-width wire access. 2 pedestals with locks. 2 box drawers and 2 file drawers with suspension bars. Pencil tray.</i>				
	72 x 24 x 29	1800 x 600 x 738	0___-F2472F	1,721	2,065
	66 x 24 x 29	1650 x 600 x 738	0___-F2466F	1,701	2,046
	60 x 24 x 29	1500 x 600 x 738	0___-F2460F	1,667	2,006

Specify the surface type (1, 2). Specify the handle code (B, L, Z).  
Specify the accent color (A, S).

72 x 24 x 29½	1800 x 600 x 751	0___-F2472F	1,974	2,373
66 x 24 x 29½	1650 x 600 x 751	0___-F2466F	1,960	2,347
60 x 24 x 29½	1500 x 600 x 751	0___-F2460F	1,920	2,306

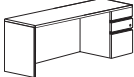
Specify the surface type (5, 6). Specify the handle code (B, L, Z).  
Specify the accent color (A, S).

	W x D x H (in)	W x D x H (mm)	Code	All Laminate (\$)	HPL Surfaces (\$)
<b>Left single pedestal credenzas low profile</b> 	<i>Full-width wire access. 1 pedestal on left with lock. 2 box drawers and 1 file drawer with suspension bar. Pencil tray.</i>				
	72 x 24 x 29	1800 x 600 x 738	0___-UF2472S	1,548	1,813
	66 x 24 x 29	1650 x 600 x 738	0___-UF2466S	1,523	1,782
	60 x 24 x 29	1500 x 600 x 738	0___-UF2460S	1,473	1,736

Specify the surface type (1, 2). Specify the handle code (B, L, Z).  
Specify the accent color (A, S).

72 x 24 x 29½	1800 x 600 x 751	0___-UF2472S	1,747	2,059
66 x 24 x 29½	1650 x 600 x 751	0___-UF2466S	1,716	2,020
60 x 24 x 29½	1500 x 600 x 751	0___-UF2460S	1,681	1,980

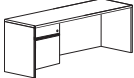
Specify the surface type (5, 6). Specify the handle code (B, L, Z).  
Specify the accent color (A, S).

	W x D x H (in)	W x D x H (mm)	Code	All Laminate (\$)	HPL Surfaces (\$)
<b>Right single pedestal credenzas</b> 	<i>Full-width wire access. 1 pedestal on right with lock. 2 box drawers and 1 file drawer with suspension bar. Pencil tray.</i>				
	72 x 24 x 29	1800 x 600 x 738	0___-S2472UF	1,548	1,813
	66 x 24 x 29	1650 x 600 x 738	0___-S2466UF	1,523	1,782
	60 x 24 x 29	1500 x 600 x 738	0___-S2460UF	1,473	1,736

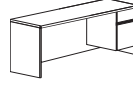
Specify the surface type (1, 2). Specify the handle code (B, L, Z).  
Specify the accent color (A, S).

72 x 24 x 29½	1800 x 600 x 751	0___-S2472UF	1,747	2,059
66 x 24 x 29½	1650 x 600 x 751	0___-S2466UF	1,716	2,020
60 x 24 x 29½	1500 x 600 x 751	0___-S2460UF	1,681	1,980

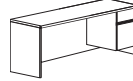
Specify the surface type (5, 6). Specify the handle code (B, L, Z).  
Specify the accent color (A, S).

	W x D x H (in)	W x D x H (mm)	Code	All Laminate (\$)	HPL Surfaces (\$)
<b>Left single pedestal credenzas</b> 	<i>Full-width wire access. 1 pedestal on left with lock. 1 box drawer and 1 file drawer with suspension bar. Pencil tray.</i>				
	72 x 24 x 29	1800 x 600 x 738	0___-F2472S	1,329	1,595
	66 x 24 x 29	1650 x 600 x 738	0___-F2466S	1,301	1,560
	60 x 24 x 29	1500 x 600 x 738	0___-F2460S	1,262	1,523

Specify the surface type (1, 2). Specify the handle code (B, L, Z).  
Specify the accent color (A, S).

	W x D x H (in)	W x D x H (mm)	Code	All Laminate (\$)	HPL Surfaces (\$)
<b>Left single pedestal credenzas (cont'd)</b> 	72 x 24 x 29½	1800 x 600 x 751	0___-F2472S	1,582	1,901
	66 x 24 x 29½	1650 x 600 x 751	0___-F2466S	1,553	1,861
	60 x 24 x 29½	1500 x 600 x 751	0___-F2460S	1,523	1,823

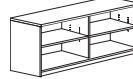
Specify the surface type (5, 6). Specify the handle code (B, L, Z).  
Specify the accent color (A, S).

	W x D x H (in)	W x D x H (mm)	Code	All Laminate (\$)	HPL Surfaces (\$)
<b>Right single pedestal credenzas</b> 	<i>Full-width wire access. 1 pedestal on right with lock. 1 box drawer and 1 file drawer with suspension bar. Pencil tray.</i>				
	72 x 24 x 29	1800 x 600 x 738	0___-S2472F	1,329	1,595
	66 x 24 x 29	1650 x 600 x 738	0___-S2466F	1,301	1,560
	60 x 24 x 29	1500 x 600 x 738	0___-S2460F	1,262	1,523

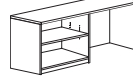
Specify the surface type (1, 2). Specify the handle code (B, L, Z).  
Specify the accent color (A, S).

72 x 24 x 29½	1800 x 600 x 751	0___-S2472F	1,582	1,901
66 x 24 x 29½	1650 x 600 x 751	0___-S2466F	1,553	1,861
60 x 24 x 29½	1500 x 600 x 751	0___-S2460F	1,523	1,823

Specify the surface type (5, 6). Specify the handle code (B, L, Z).  
Specify the accent color (A, S).

	W x D x H (in)	W x D x H (mm)	Code	All Laminate (\$)	HPL Surfaces (\$)
<b>Open bookcase credenzas</b> 	<i>1 adjustable shelf on each side. Full-width wire access.</i>				
	72 x 24 x 29	1800 x 600 x 738	0_N_-BE2472BE	1,515	1,813
	72 x 24 x 29½	1800 x 600 x 751	0_N_-BE2472BE	1,661	2,000

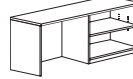
Specify the surface type (5, 6). Specify the accent color (A, S).

	W x D x H (in)	W x D x H (mm)	Code	All Laminate (\$)	HPL Surfaces (\$)
<b>Left open bookcase credenzas</b> 	<i>1 adjustable shelf. Full-width wire access.</i>				
	72 x 24 x 29	1800 x 600 x 738	0_N_-BE2472S	1,394	1,674
	66 x 24 x 29	1650 x 600 x 738	0_N_-BE2466S	1,329	1,608
	60 x 24 x 29	1500 x 600 x 738	0_N_-BE2460S	1,262	1,541

Specify the surface type (1, 2). Specify the accent color (A, S).

72 x 24 x 29½	1800 x 600 x 751	0_N_-BE2472S	1,536	1,840
66 x 24 x 29½	1650 x 600 x 751	0_N_-BE2466S	1,462	1,773
60 x 24 x 29½	1500 x 600 x 751	0_N_-BE2460S	1,394	1,701


Specify the surface type (5, 6). Specify the accent color (A, S).

	W x D x H (in)	W x D x H (mm)	Code	All Laminate (\$)	HPL Surfaces (\$)
<b>Right open bookcase credenzas</b> 	<i>1 adjustable shelf. Full-width wire access.</i>				
	72 x 24 x 29	1800 x 600 x 738	0_N_-S2472BE	1,394	1,674
	66 x 24 x 29	1650 x 600 x 738	0_N_-S2466BE	1,329	1,608
	60 x 24 x 29	1500 x 600 x 738	0_N_-S2460BE	1,262	1,541

Specify the surface type (1, 2). Specify the accent color (A, S).

72 x 24 x 29½	1800 x 600 x 751	0_N_-S2472BE	1,536	1,840
66 x 24 x 29½	1650 x 600 x 751	0_N_-S2466BE	1,462	1,773
60 x 24 x 29½	1500 x 600 x 751	0_N_-S2460BE	1,394	1,701

Specify the surface type (5, 6). Specify the accent color (A, S).

	W x D x H (in)	W x D x H (mm)	Code	All Laminate (\$)	HPL Surfaces (\$)
<b>Return shells</b> 	<i>Reversible. 1 grommet. Can accommodate 1 pedestal.</i>				
	48 x 24 x 29	1200 x 600 x 738	0_N_-R2448S	620	739
	42 x 24 x 29	1050 x 600 x 738	0_N_-R2442S	597	718

Specify the surface type (1, 2). Specify the accent color (A, S).

48 x 24 x 29½	1200 x 600 x 751	0_N_-R2448S	792	950
42 x 24 x 29½	1050 x 600 x 751	0_N_-R2442S	752	909
36 x 24 x 29½	900 x 600 x 751	0_N_-R2436S	705	852

Specify the surface type (5, 6). Specify the accent color (A, S).



**Left executive returns low profile**



W x D x H (in)	W x D x H (mm)	Code	All Laminate (\$)	HPL Surfaces (\$)
<i>1 pedestal on left with lock. 2 box drawers and 1 file drawer with suspension bar. Pencil tray. Grommet.</i>				
48 x 24 x 29	1200 x 600 x 738	<b>O___-UF2448R</b>	<b>1,307</b>	<b>1,529</b>
42 x 24 x 29	1050 x 600 x 738	<b>O___-UF2442R</b>	<b>1,235</b>	<b>1,451</b>
36 x 24 x 29	900 x 600 x 738	<b>O___-UF2436R</b>	<b>1,183</b>	<b>1,376</b>

**Specify the surface type (1, 2). Specify the handle code (B, L, Z). Specify the accent color (A, S).**

48 x 24 x 29½	1200 x 600 x 751	<b>O___-UF2448R</b>	<b>1,443</b>	<b>1,688</b>
42 x 24 x 29½	1050 x 600 x 751	<b>O___-UF2442R</b>	<b>1,376</b>	<b>1,608</b>
36 x 24 x 29½	900 x 600 x 751	<b>O___-UF2436R</b>	<b>1,324</b>	<b>1,548</b>

**Specify the surface type (5, 6). Specify the handle code (B, L, Z). Specify the accent color (A, S).**

48 x 24 x 29½	1200 x 600 x 751	<b>O___-R2448UF</b>	<b>1,443</b>	<b>1,688</b>
42 x 24 x 29½	1050 x 600 x 751	<b>O___-R2442UF</b>	<b>1,376</b>	<b>1,608</b>
36 x 24 x 29½	900 x 600 x 751	<b>O___-R2436UF</b>	<b>1,324</b>	<b>1,548</b>

**Specify the surface type (5, 6). Specify the handle code (B, L, Z). Specify the accent color (A, S).**

**Right executive returns low profile**



W x D x H (in)	W x D x H (mm)	Code	All Laminate (\$)	HPL Surfaces (\$)
<i>1 pedestal on right with lock. 2 box drawers and 1 file drawer with suspension bar. Pencil tray. Grommet.</i>				
48 x 24 x 29	1200 x 600 x 738	<b>O___-R2448UF</b>	<b>1,307</b>	<b>1,529</b>
42 x 24 x 29	1050 x 600 x 738	<b>O___-R2442UF</b>	<b>1,235</b>	<b>1,451</b>
36 x 24 x 29	900 x 600 x 738	<b>O___-R2436UF</b>	<b>1,183</b>	<b>1,376</b>

**Specify the surface type (1, 2). Specify the handle code (B, L, Z). Specify the accent color (A, S).**

48 x 24 x 29½	1200 x 600 x 751	<b>O___-R2448UF</b>	<b>1,443</b>	<b>1,688</b>
42 x 24 x 29½	1050 x 600 x 751	<b>O___-R2442UF</b>	<b>1,376</b>	<b>1,608</b>
36 x 24 x 29½	900 x 600 x 751	<b>O___-R2436UF</b>	<b>1,324</b>	<b>1,548</b>

**Specify the surface type (5, 6). Specify the handle code (B, L, Z). Specify the accent color (A, S).**

**Right executive returns**



W x D x H (in)	W x D x H (mm)	Code	All Laminate (\$)	HPL Surfaces (\$)
<i>1 pedestal on right with lock. 1 box drawer and 1 file drawer with suspension bar. Pencil tray. Grommet.</i>				
48 x 24 x 29	1200 x 600 x 738	<b>O___-R2448F</b>	<b>1,090</b>	<b>1,307</b>
42 x 24 x 29	1050 x 600 x 738	<b>O___-R2442F</b>	<b>1,016</b>	<b>1,229</b>
36 x 24 x 29	900 x 600 x 738	<b>O___-R2436F</b>	<b>964</b>	<b>1,164</b>

**Specify the surface type (1, 2). Specify the handle code (B, L, Z). Specify the accent color (A, S).**

48 x 24 x 29½	1200 x 600 x 751	<b>O___-R2448F</b>	<b>1,222</b>	<b>1,468</b>
42 x 24 x 29½	1050 x 600 x 751	<b>O___-R2442F</b>	<b>1,164</b>	<b>1,394</b>
36 x 24 x 29½	900 x 600 x 751	<b>O___-R2436F</b>	<b>1,101</b>	<b>1,329</b>

**Specify the surface type (5, 6). Specify the handle code (B, L, Z). Specify the accent color (A, S).**

48 x 24 x 29½	1200 x 600 x 751	<b>O___-F2448R</b>	<b>1,222</b>	<b>1,468</b>
42 x 24 x 29½	1050 x 600 x 751	<b>O___-F2442R</b>	<b>1,164</b>	<b>1,394</b>
36 x 24 x 29½	900 x 600 x 751	<b>O___-F2436R</b>	<b>1,101</b>	<b>1,329</b>

**Specify the surface type (5, 6). Specify the handle code (B, L, Z). Specify the accent color (A, S).**

**Left executive returns**



W x D x H (in)	W x D x H (mm)	Code	All Laminate (\$)	HPL Surfaces (\$)
<i>1 pedestal on left with lock. 1 box drawer and 1 file drawer with suspension bar. Pencil tray. Grommet.</i>				
48 x 24 x 29	1200 x 600 x 738	<b>O___-F2448R</b>	<b>1,090</b>	<b>1,307</b>
42 x 24 x 29	1050 x 600 x 738	<b>O___-F2442R</b>	<b>1,016</b>	<b>1,229</b>
36 x 24 x 29	900 x 600 x 738	<b>O___-F2436R</b>	<b>964</b>	<b>1,164</b>

**Specify the surface type (1, 2). Specify the handle code (B, L, Z). Specify the accent color (A, S).**

48 x 24 x 29½	1200 x 600 x 751	<b>O___-F2448R</b>	<b>1,222</b>	<b>1,468</b>
42 x 24 x 29½	1050 x 600 x 751	<b>O___-F2442R</b>	<b>1,164</b>	<b>1,394</b>
36 x 24 x 29½	900 x 600 x 751	<b>O___-F2436R</b>	<b>1,101</b>	<b>1,329</b>

**Specify the surface type (5, 6). Specify the handle code (B, L, Z). Specify the accent color (A, S).**

**Bridge returns**



W x D x H (in)	W x D x H (mm)	Code	All Laminate (\$)	HPL Surfaces (\$)
<i>Grommet. Full-height modesty panel.</i>				
48 x 24 x 29	1200 x 600 x 738	<b>O_N_-BR2448</b>	<b>499</b>	<b>603</b>
42 x 24 x 29	1050 x 600 x 738	<b>O_N_-BR2442</b>	<b>464</b>	<b>558</b>
36 x 24 x 29	900 x 600 x 738	<b>O_N_-BR2436</b>	<b>439</b>	<b>525</b>

**Specify the surface type (1, 2). Specify the accent color (A, S).**

48 x 24 x 29½	1200 x 600 x 751	<b>O_N_-BR2448</b>	<b>612</b>	<b>730</b>
42 x 24 x 29½	1050 x 600 x 751	<b>O_N_-BR2442</b>	<b>585</b>	<b>698</b>
36 x 24 x 29½	900 x 600 x 751	<b>O_N_-BR2436</b>	<b>552</b>	<b>671</b>

**Specify the surface type (5, 6). Specify the accent color (A, S).**

**Hutches with doors and pigeonholes**



72" to 60": 4 doors  
54" to 48": 3 doors  
42" to 36": 2 doors

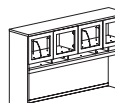
W x D x H (in)	W x D x H (mm)	Code	All Laminate (\$)	HPL Surfaces (\$)
<i>Wire dividers included (1 per door). Can accommodate a tackboard, refer to page 147. Clearance: 20"-s" (530 mm). Grommet. Full-width wire access.</i>				
72 x 16 x 44	1800 x 400 x 1096	<b>O1N_-E724416PD</b>	<b>1,834</b>	—
66 x 16 x 44	1650 x 400 x 1096	<b>O1N_-E664416PD</b>	<b>1,773</b>	—
60 x 16 x 44	1500 x 400 x 1096	<b>O1N_-E604416PD</b>	<b>1,701</b>	—
54 x 16 x 44	1350 x 400 x 1096	<b>O1N_-E544416PD</b>	<b>1,635</b>	—
48 x 16 x 44	1200 x 400 x 1096	<b>O1N_-E484416PD</b>	<b>1,570</b>	—
42 x 16 x 44	1050 x 400 x 1096	<b>O1N_-E424416PD</b>	<b>1,495</b>	—
36 x 16 x 44	900 x 400 x 1096	<b>O1N_-E364416PD</b>	<b>1,423</b>	—

**Specify the accent color (A, S). To be used with 1" surfaces.**

72 x 16 x 44	1800 x 400 x 1096	<b>O5N_-E724416PD</b>	<b>1,987</b>	—
66 x 16 x 44	1650 x 400 x 1096	<b>O5N_-E664416PD</b>	<b>1,915</b>	—
60 x 16 x 44	1500 x 400 x 1096	<b>O5N_-E604416PD</b>	<b>1,848</b>	—
54 x 16 x 44	1350 x 400 x 1096	<b>O5N_-E544416PD</b>	<b>1,782</b>	—
48 x 16 x 44	1200 x 400 x 1096	<b>O5N_-E484416PD</b>	<b>1,681</b>	—
42 x 16 x 44	1050 x 400 x 1096	<b>O5N_-E424416PD</b>	<b>1,608</b>	—
36 x 16 x 44	900 x 400 x 1096	<b>O5N_-E364416PD</b>	<b>1,541</b>	—

**Specify the accent color (A, S). To be used with 1½" surfaces.**

**Hutches with translucent doors and pigeonholes**



72" to 60": 4 doors  
54" to 48": 3 doors  
42" to 36": 2 doors

W x D x H (in)	W x D x H (mm)	Code	All Laminate (\$)	HPL Surfaces (\$)
<i>Wire dividers included (1 per door). Can accommodate a tackboard, refer to page 147. Clearance: 20"-s" (530 mm). Grommet. Full-width wire access.</i>				
72 x 16 x 44	1800 x 400 x 1096	<b>O1NS-E724416TD</b>	<b>2,518</b>	—
66 x 16 x 44	1650 x 400 x 1096	<b>O1NS-E664416TD</b>	<b>2,459</b>	—
60 x 16 x 44	1500 x 400 x 1096	<b>O1NS-E604416TD</b>	<b>2,386</b>	—
54 x 16 x 44	1350 x 400 x 1096	<b>O1NS-E544416TD</b>	<b>2,147</b>	—
48 x 16 x 44	1200 x 400 x 1096	<b>O1NS-E484416TD</b>	<b>2,081</b>	—
42 x 16 x 44	1050 x 400 x 1096	<b>O1NS-E424416TD</b>	<b>1,834</b>	—
36 x 16 x 44	900 x 400 x 1096	<b>O1NS-E364416TD</b>	<b>1,768</b>	—

**Accent color S. To be used with 1" surfaces.**

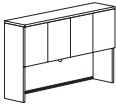
72 x 16 x 44	1800 x 400 x 1096	<b>O5NS-E724416TD</b>	<b>2,671</b>	—
66 x 16 x 44	1650 x 400 x 1096	<b>O5NS-E664416TD</b>	<b>2,599</b>	—
60 x 16 x 44	1500 x 400 x 1096	<b>O5NS-E604416TD</b>	<b>2,532</b>	—
54 x 16 x 44	1350 x 400 x 1096	<b>O5NS-E544416TD</b>	<b>2,293</b>	—
48 x 16 x 44	1200 x 400 x 1096	<b>O5NS-E484416TD</b>	<b>2,200</b>	—
42 x 16 x 44	1050 x 400 x 1096	<b>O5NS-E424416TD</b>	<b>1,955</b>	—
36 x 16 x 44	900 x 400 x 1096	<b>O5NS-E364416TD</b>	<b>1,881</b>	—

**Accent color S. To be used with 1½" surfaces.**





**Hutches with doors – 44" H**



72" to 60": 4 doors  
54" to 48": 3 doors  
42" to 36": 2 doors

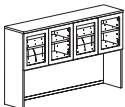
W x D x H (in)	W x D x H (mm)	Code	All Laminate (\$)	HPL Surfaces (\$)
<i>Wire dividers included (1 per door). Can accommodate a tackboard, refer to page 147. Clearance: 20<sup>1</sup>/<sub>8</sub>" (530 mm). Grommet. Full-width wire access. Adjustable shelves.</i>				
72 x 16 x 44	1800 x 400 x 1096	01N_-E724416P	1,548	–
66 x 16 x 44	1650 x 400 x 1096	01N_-E664416P	1,473	–
60 x 16 x 44	1500 x 400 x 1096	01N_-E604416P	1,415	–
54 x 16 x 44	1350 x 400 x 1096	01N_-E544416P	1,342	–
48 x 16 x 44	1200 x 400 x 1096	01N_-E484416P	1,284	–
42 x 16 x 44	1050 x 400 x 1096	01N_-E424416P	1,204	–
36 x 16 x 44	900 x 400 x 1096	01N_-E364416P	1,130	–

**Specify the accent color (A, S). To be used with 1" surfaces.**

72 x 16 x 44	1800 x 400 x 1096	05N_-E724416P	1,696	–
66 x 16 x 44	1650 x 400 x 1096	05N_-E664416P	1,622	–
60 x 16 x 44	1500 x 400 x 1096	05N_-E604416P	1,560	–
54 x 16 x 44	1350 x 400 x 1096	05N_-E544416P	1,490	–
48 x 16 x 44	1200 x 400 x 1096	05N_-E484416P	1,394	–
42 x 16 x 44	1050 x 400 x 1096	05N_-E424416P	1,324	–
36 x 16 x 44	900 x 400 x 1096	05N_-E364416P	1,242	–

**Specify the accent color (A, S). To be used with 1½" surfaces.**

**Hutches with translucent doors – 44" H**



72" to 60": 4 doors  
54" to 48": 3 doors  
42" to 36": 2 doors

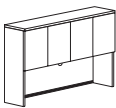
<i>Wire dividers included (1 per door). Can accommodate a tackboard, refer to page 147. Clearance: 20<sup>1</sup>/<sub>8</sub>" (530 mm). Grommet. Full-width wire access.</i>				
72 x 16 x 44	1800 x 400 x 1096	01NS-E724416T	2,232	–
66 x 16 x 44	1650 x 400 x 1096	01NS-E664416T	2,160	–
60 x 16 x 44	1500 x 400 x 1096	01NS-E604416T	2,099	–
54 x 16 x 44	1350 x 400 x 1096	01NS-E544416T	1,854	–
48 x 16 x 44	1200 x 400 x 1096	01NS-E484416T	1,794	–
42 x 16 x 44	1050 x 400 x 1096	01NS-E424416T	1,548	–
36 x 16 x 44	900 x 400 x 1096	01NS-E364416T	1,468	–

**Accent color S. To be used with 1" surfaces.**

72 x 16 x 44	1800 x 400 x 1096	05NS-E724416T	2,379	–
66 x 16 x 44	1650 x 400 x 1096	05NS-E664416T	2,306	–
60 x 16 x 44	1500 x 400 x 1096	05NS-E604416T	2,246	–
54 x 16 x 44	1350 x 400 x 1096	05NS-E544416T	2,000	–
48 x 16 x 44	1200 x 400 x 1096	05NS-E484416T	1,908	–
42 x 16 x 44	1050 x 400 x 1096	05NS-E424416T	1,661	–
36 x 16 x 44	900 x 400 x 1096	05NS-E364416T	1,588	–

**Accent color S. To be used with 1½" surfaces.**

**Hutches with doors – 36" H**



72" to 60": 4 doors  
54" to 48": 3 doors  
42" to 36": 2 doors

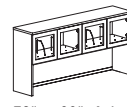
<i>Wire dividers included (1 per door). Can accommodate a tackboard, refer to page 147. Clearance: 16<sup>3</sup>/<sub>8</sub>" (426 mm). Grommet. Full-width wire access.</i>				
72 x 16 x 36	1800 x 400 x 893	01N_-E723616P	1,324	–
66 x 16 x 36	1650 x 400 x 893	01N_-E663616P	1,252	–
60 x 16 x 36	1500 x 400 x 893	01N_-E603616P	1,183	–
54 x 16 x 36	1350 x 400 x 893	01N_-E543616P	1,125	–
48 x 16 x 36	1200 x 400 x 893	01N_-E483616P	1,063	–
42 x 16 x 36	1050 x 400 x 893	01N_-E423616P	970	–
36 x 16 x 36	900 x 400 x 893	01N_-E363616P	878	–

**Specify the accent color (A, S). To be used with 1" surfaces.**

72 x 16 x 36	1800 x 400 x 893	05N_-E723616P	1,462	–
66 x 16 x 36	1650 x 400 x 893	05N_-E663616P	1,404	–
60 x 16 x 36	1500 x 400 x 893	05N_-E603616P	1,329	–
54 x 16 x 36	1350 x 400 x 893	05N_-E543616P	1,275	–
48 x 16 x 36	1200 x 400 x 893	05N_-E483616P	1,170	–
42 x 16 x 36	1050 x 400 x 893	05N_-E423616P	1,085	–
36 x 16 x 36	900 x 400 x 893	05N_-E363616P	984	–

**Specify the accent color (A, S). To be used with 1½" surfaces.**

**Hutches with translucent doors – 36" H**



72" to 60": 4 doors  
54" to 48": 3 doors  
42" to 36": 2 doors

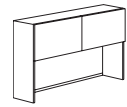
W x D x H (in)	W x D x H (mm)	Code	All Laminate (\$)	HPL Surfaces (\$)
<i>Wire dividers included (1 per door). Can accommodate a tackboard, refer to page 147. Clearance: 16<sup>3</sup>/<sub>8</sub>" (426 mm). Grommet. Full-width wire access.</i>				
72 x 16 x 36	1800 x 400 x 893	01NS-E723616T	2,006	–
66 x 16 x 36	1650 x 400 x 893	01NS-E663616T	1,933	–
60 x 16 x 36	1500 x 400 x 893	01NS-E603616T	1,867	–
54 x 16 x 36	1350 x 400 x 893	01NS-E543616T	1,635	–
48 x 16 x 36	1200 x 400 x 893	01NS-E483616T	1,575	–
42 x 16 x 36	1050 x 400 x 893	01NS-E423616T	1,317	–
36 x 16 x 36	900 x 400 x 893	01NS-E363616T	1,216	–

**Accent color S. To be used with 1" surfaces.**

72 x 16 x 36	1800 x 400 x 893	05NS-E723616T	2,147	–
66 x 16 x 36	1650 x 400 x 893	05NS-E663616T	2,087	–
60 x 16 x 36	1500 x 400 x 893	05NS-E603616T	2,014	–
54 x 16 x 36	1350 x 400 x 893	05NS-E543616T	1,787	–
48 x 16 x 36	1200 x 400 x 893	05NS-E483616T	1,681	–
42 x 16 x 36	1050 x 400 x 893	05NS-E423616T	1,423	–
36 x 16 x 36	900 x 400 x 893	05NS-E363616T	1,329	–

**Accent color S. To be used with 1½" surfaces.**

**Hutches with flipper doors**

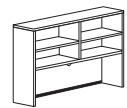


72" to 54": 2 doors  
48" to 36": 1 door

<i>Wire dividers included (2 per door). Can accommodate a tackboard, refer to page 147. Clearance: 16<sup>3</sup>/<sub>8</sub>" (426 mm). Grommet. Full-width wire access. 1 tone only.</i>				
72 x 16 x 36	1800 x 400 x 893	0NN_-E723616FD	1,324	–
66 x 16 x 36	1650 x 400 x 893	0NN_-E663616FD	1,252	–
60 x 16 x 36	1500 x 400 x 893	0NN_-E603616FD	1,183	–
54 x 16 x 36	1350 x 400 x 893	0NN_-E543616FD	1,125	–
48 x 16 x 36	1200 x 400 x 893	0NN_-E483616FD	1,063	–
42 x 16 x 36	1050 x 400 x 893	0NN_-E423616FD	970	–
36 x 16 x 36	900 x 400 x 893	0NN_-E363616FD	878	–

**Specify the accent color (A, S).**

**Open hutches – 44" H**



72" to 48": 4 shelves  
42" to 36": 2 shelves

<i>Adjustable shelves. Wire dividers included (1 per shelf). Can accommodate a tackboard, refer to page 147. Clearance: 20<sup>1</sup>/<sub>8</sub>" (530 mm). Grommet. Full-width wire access.</i>				
72 x 16 x 44	1800 x 400 x 1096	01N_-E724416	1,164	–
66 x 16 x 44	1650 x 400 x 1096	01N_-E664416	1,101	–
60 x 16 x 44	1500 x 400 x 1096	01N_-E604416	1,042	–
54 x 16 x 44	1350 x 400 x 1096	01N_-E544416	964	–
48 x 16 x 44	1200 x 400 x 1096	01N_-E484416	897	–
42 x 16 x 44	1050 x 400 x 1096	01N_-E424416	842	–
36 x 16 x 44	900 x 400 x 1096	01N_-E364416	803	–

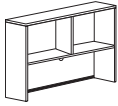
**Specify the accent color (A, S). To be used with 1" surfaces.**

72 x 16 x 44	1800 x 400 x 1096	05N_-E724416	1,307	–
66 x 16 x 44	1650 x 400 x 1096	05N_-E664416	1,242	–
60 x 16 x 44	1500 x 400 x 1096	05N_-E604416	1,183	–
54 x 16 x 44	1350 x 400 x 1096	05N_-E544416	1,109	–
48 x 16 x 44	1200 x 400 x 1096	05N_-E484416	1,005	–
42 x 16 x 44	1050 x 400 x 1096	05N_-E424416	950	–
36 x 16 x 44	900 x 400 x 1096	05N_-E364416	909	–

**Specify the accent color (A, S). To be used with 1½" surfaces.**



Open hutches – 36" H



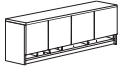
W x D x H (in)	W x D x H (mm)	Code	All Laminate (\$)	HPL Surfaces (\$)
<i>Wire dividers included. Can accommodate a tackboard, refer to page 147. Clearance: 16 3/4" (426 mm). Grommet. Full-width wire access.</i>				
72 x 16 x 36	1800 x 400 x 893	<b>01N_-E723616</b>	<b>970</b>	–
66 x 16 x 36	1650 x 400 x 893	<b>01N_-E663616</b>	<b>918</b>	–
60 x 16 x 36	1500 x 400 x 893	<b>01N_-E603616</b>	<b>852</b>	–
54 x 16 x 36	1350 x 400 x 893	<b>01N_-E543616</b>	<b>777</b>	–
48 x 16 x 36	1200 x 400 x 893	<b>01N_-E483616</b>	<b>718</b>	–
42 x 16 x 36	1050 x 400 x 893	<b>01N_-E423616</b>	<b>643</b>	–
36 x 16 x 36	900 x 400 x 893	<b>01N_-E363616</b>	<b>603</b>	–

Specify the accent color (A, S). To be used with 1" surfaces.

72 x 16 x 36	1800 x 400 x 893	<b>05N_-E723616</b>	<b>1,117</b>	–
66 x 16 x 36	1650 x 400 x 893	<b>05N_-E663616</b>	<b>1,063</b>	–
60 x 16 x 36	1500 x 400 x 893	<b>05N_-E603616</b>	<b>991</b>	–
54 x 16 x 36	1350 x 400 x 893	<b>05N_-E543616</b>	<b>930</b>	–
48 x 16 x 36	1200 x 400 x 893	<b>05N_-E483616</b>	<b>824</b>	–
42 x 16 x 36	1050 x 400 x 893	<b>05N_-E423616</b>	<b>752</b>	–
36 x 16 x 36	900 x 400 x 893	<b>05N_-E363616</b>	<b>711</b>	–

Specify the accent color (A, S). To be used with 1 1/2" surfaces.

Wall-mounted hutches with laminate doors and pigeonholes



72" to 60": 4 doors  
54" to 48": 3 doors  
42" to 36": 2 doors

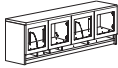
W x D x H (in)	W x D x H (mm)	Code	All Laminate (\$)	HPL Surfaces (\$)
<i>Wire dividers included (1 per door). Can accommodate a tackboard, refer to page 147. Hanger bar included for wall-mount installation.</i>				
72 x 16 x 22	1800 x 400 x 567	<b>01N_-EM722216PD</b>	<b>1,768</b>	–
66 x 16 x 22	1650 x 400 x 567	<b>01N_-EM662216PD</b>	<b>1,701</b>	–
60 x 16 x 22	1500 x 400 x 567	<b>01N_-EM602216PD</b>	<b>1,635</b>	–
54 x 16 x 22	1350 x 400 x 567	<b>01N_-EM542216PD</b>	<b>1,570</b>	–
48 x 16 x 22	1200 x 400 x 567	<b>01N_-EM482216PD</b>	<b>1,502</b>	–
42 x 16 x 22	1050 x 400 x 567	<b>01N_-EM422216PD</b>	<b>1,423</b>	–
36 x 16 x 22	900 x 400 x 567	<b>01N_-EM362216PD</b>	<b>1,353</b>	–

Specify the accent color (A, S). To be used with 1" surfaces.

72 x 16 x 22	1800 x 400 x 580	<b>05N_-EM722216PD</b>	<b>1,915</b>	–
66 x 16 x 22	1650 x 400 x 580	<b>05N_-EM662216PD</b>	<b>1,848</b>	–
60 x 16 x 22	1500 x 400 x 580	<b>05N_-EM602216PD</b>	<b>1,782</b>	–
54 x 16 x 22	1350 x 400 x 580	<b>05N_-EM542216PD</b>	<b>1,716</b>	–
48 x 16 x 22	1200 x 400 x 580	<b>05N_-EM482216PD</b>	<b>1,615</b>	–
42 x 16 x 22	1050 x 400 x 580	<b>05N_-EM422216PD</b>	<b>1,541</b>	–
36 x 16 x 22	900 x 400 x 580	<b>05N_-EM362216PD</b>	<b>1,468</b>	–

Specify the accent color (A, S). To be used with 1 1/2" surfaces.

Wall-mounted hutches with translucent doors and pigeonholes



72" to 60": 4 doors  
54" to 48": 3 doors  
42" to 36": 2 doors

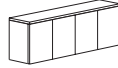
W x D x H (in)	W x D x H (mm)	Code	All Laminate (\$)	HPL Surfaces (\$)
<i>Wire dividers included (1 per door). Can accommodate a tackboard, refer to page 147. Hanger bar included for wall-mount installation.</i>				
72 x 16 x 22	1800 x 400 x 567	<b>01NS-EM722216TD</b>	<b>2,452</b>	–
66 x 16 x 22	1650 x 400 x 567	<b>01NS-EM662216TD</b>	<b>2,386</b>	–
60 x 16 x 22	1500 x 400 x 567	<b>01NS-EM602216TD</b>	<b>2,319</b>	–
54 x 16 x 22	1350 x 400 x 567	<b>01NS-EM542216TD</b>	<b>2,081</b>	–
48 x 16 x 22	1200 x 400 x 567	<b>01NS-EM482216TD</b>	<b>2,014</b>	–
42 x 16 x 22	1050 x 400 x 567	<b>01NS-EM422216TD</b>	<b>1,768</b>	–
36 x 16 x 22	900 x 400 x 567	<b>01NS-EM362216TD</b>	<b>1,696</b>	–

Accent color S. To be used with 1" surfaces.

72 x 16 x 22	1800 x 400 x 580	<b>05NS-EM722216TD</b>	<b>2,599</b>	–
66 x 16 x 22	1650 x 400 x 580	<b>05NS-EM662216TD</b>	<b>2,532</b>	–
60 x 16 x 22	1500 x 400 x 580	<b>05NS-EM602216TD</b>	<b>2,466</b>	–
54 x 16 x 22	1350 x 400 x 580	<b>05NS-EM542216TD</b>	<b>2,227</b>	–
48 x 16 x 22	1200 x 400 x 580	<b>05NS-EM482216TD</b>	<b>2,125</b>	–
42 x 16 x 22	1050 x 400 x 580	<b>05NS-EM422216TD</b>	<b>1,881</b>	–
36 x 16 x 22	900 x 400 x 580	<b>05NS-EM362216TD</b>	<b>1,813</b>	–

Accent color S. To be used with 1 1/2" surfaces.

Wall-mounted hutches with doors



72" to 60": 4 doors  
54" to 48": 3 doors  
42" to 36": 2 doors

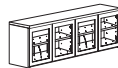
W x D x H (in)	W x D x H (mm)	Code	All Laminate (\$)	HPL Surfaces (\$)
<i>Adjustable shelf. Wire dividers included (1 per door). Can accommodate a tackboard, refer to page 147. Hanger bar included for wall-mount installation.</i>				
72 x 16 x 22	1800 x 400 x 567	<b>01N_-EM722216P</b>	<b>1,478</b>	–
66 x 16 x 22	1650 x 400 x 567	<b>01N_-EM662216P</b>	<b>1,410</b>	–
60 x 16 x 22	1500 x 400 x 567	<b>01N_-EM602216P</b>	<b>1,346</b>	–
54 x 16 x 22	1350 x 400 x 567	<b>01N_-EM542216P</b>	<b>1,279</b>	–
48 x 16 x 22	1200 x 400 x 567	<b>01N_-EM482216P</b>	<b>1,215</b>	–
42 x 16 x 22	1050 x 400 x 567	<b>01N_-EM422216P</b>	<b>1,128</b>	–
36 x 16 x 22	900 x 400 x 567	<b>01N_-EM362216P</b>	<b>1,065</b>	–

Specify the accent color (A, S). To be used with 1" surfaces.

72 x 16 x 22	1800 x 400 x 580	<b>05N_-EM722216P</b>	<b>1,629</b>	–
66 x 16 x 22	1650 x 400 x 580	<b>05N_-EM662216P</b>	<b>1,552</b>	–
60 x 16 x 22	1500 x 400 x 580	<b>05N_-EM602216P</b>	<b>1,492</b>	–
54 x 16 x 22	1350 x 400 x 580	<b>05N_-EM542216P</b>	<b>1,423</b>	–
48 x 16 x 22	1200 x 400 x 580	<b>05N_-EM482216P</b>	<b>1,328</b>	–
42 x 16 x 22	1050 x 400 x 580	<b>05N_-EM422216P</b>	<b>1,254</b>	–
36 x 16 x 22	900 x 400 x 580	<b>05N_-EM362216P</b>	<b>1,177</b>	–

Specify the accent color (A, S). To be used with 1 1/2" surfaces.

Wall-mounted hutches with translucent doors



72" to 60": 4 doors  
54" to 48": 3 doors  
42" to 36": 2 doors

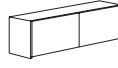
W x D x H (in)	W x D x H (mm)	Code	All Laminate (\$)	HPL Surfaces (\$)
<i>Wire dividers included (1 per door). Can accommodate a tackboard, refer to page 147. Hanger bar included for wall-mount installation.</i>				
72 x 16 x 22	1800 x 400 x 567	<b>01NS-EM722216T</b>	<b>1,861</b>	–
66 x 16 x 22	1650 x 400 x 567	<b>01NS-EM662216T</b>	<b>1,794</b>	–
60 x 16 x 22	1500 x 400 x 567	<b>01NS-EM602216T</b>	<b>1,727</b>	–
54 x 16 x 22	1350 x 400 x 567	<b>01NS-EM542216T</b>	<b>1,495</b>	–
48 x 16 x 22	1200 x 400 x 567	<b>01NS-EM482216T</b>	<b>1,462</b>	–
42 x 16 x 22	1050 x 400 x 567	<b>01NS-EM422216T</b>	<b>1,204</b>	–
36 x 16 x 22	900 x 400 x 567	<b>01NS-EM362216T</b>	<b>1,109</b>	–

Accent color S. To be used with 1" surfaces.

72 x 16 x 22	1800 x 400 x 580	<b>05NS-EM722216T</b>	<b>2,006</b>	–
66 x 16 x 22	1650 x 400 x 580	<b>05NS-EM662216T</b>	<b>1,933</b>	–
60 x 16 x 22	1500 x 400 x 580	<b>05NS-EM602216T</b>	<b>1,867</b>	–
54 x 16 x 22	1350 x 400 x 580	<b>05NS-EM542216T</b>	<b>1,674</b>	–
48 x 16 x 22	1200 x 400 x 580	<b>05NS-EM482216T</b>	<b>1,575</b>	–
42 x 16 x 22	1050 x 400 x 580	<b>05NS-EM422216T</b>	<b>1,317</b>	–
36 x 16 x 22	900 x 400 x 580	<b>05NS-EM362216T</b>	<b>1,216</b>	–

Accent color S. To be used with 1 1/2" surfaces.

Wall-mounted hutches with flipper doors



72" to 54": 2 doors  
48" to 36": 1 door

W x D x H (in)	W x D x H (mm)	Code	All Laminate (\$)	HPL Surfaces (\$)
<i>Wire dividers included (2 per door). 1 tone only. Can accommodate a tackboard, refer to page 147. Hanger bar included for wall-mount installation.</i>				
72 x 16 x 17	1800 x 400 x 468	<b>0NN_-EM721716D</b>	<b>1,175</b>	–
66 x 16 x 17	1650 x 400 x 468	<b>0NN_-EM661716D</b>	<b>1,109</b>	–
60 x 16 x 17	1500 x 400 x 468	<b>0NN_-EM601716D</b>	<b>1,042</b>	–
54 x 16 x 17	1350 x 400 x 468	<b>0NN_-EM541716D</b>	<b>975</b>	–
48 x 16 x 17	1200 x 400 x 468	<b>0NN_-EM481716D</b>	<b>950</b>	–
42 x 16 x 17	1050 x 400 x 468	<b>0NN_-EM421716D</b>	<b>864</b>	–
36 x 16 x 17	900 x 400 x 468	<b>0NN_-EM361716D</b>	<b>764</b>	–

Specify the accent color (A, S).

Modular pedestal













<i>2 box drawers, 1 file drawer with suspension bar. Lock. Must be installed under a work surface. 1 tone only.</i>				
15 x 18 x 28	388 x 448 x 713	<b>0N_-P1518UFL</b>	<b>998</b>	–
Specify the handle code (B, L, Z). Specify the accent color (A, S).				

Modular pedestal






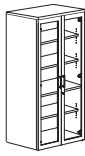
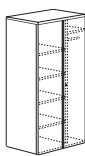


<i>2 file drawers with suspension bars. Lock. Must be installed under a work surface. 1 tone only.</i>				
15 x 18 x 28	388 x 448 x 713	<b>0N_-P1518FFL</b>	<b>938</b>	–
Specify the handle code (B, L, Z). Specify the accent color (A, S).				



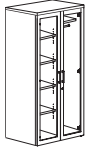
	W x D x H (in)	W x D x H (mm)	Code	All Laminate (\$)	HPL Surfaces (\$)
<b>Hanging pedestal</b> 	<i>1 box drawer, 1 file drawer with suspension bar. Lock. Must be installed under a work surface. 1 tone only.</i>				
	15 x 17½ x 19	388 x 448 x 503	ON__-F	803	—
	<b>Specify the handle code (B, L, Z). Specify the accent color (A, S).</b>				
<b>Metal pedestal</b> 	<i>2 box drawers, 1 file drawer with suspension bar. Pencil tray. Lock. Charcoal metal body and laminate drawer fronts. Must be installed under a work surface.</i>				
	15 x 22 x 28	372 x 540 x 713	ON__-PM1522UFL	632	—
	<b>Specify the handle code (B, L, Z). Specify the accent color (A, S).</b>				
<b>Metal pedestal</b> 	<i>2 file drawers with suspension bars. Pencil tray. Lock. Charcoal metal body and laminate drawer fronts. Must be installed under a work surface.</i>				
	15 x 22 x 28	372 x 540 x 713	ON__-PM1522FFL	603	—
	<b>Specify the handle code (B, L, Z). Specify the accent color (A, S).</b>				
<b>Hanging pedestal</b> 	<i>1 box drawer, 1 file drawer with suspension bar. Lock. Charcoal metal body and laminate drawer fronts. Must be installed under a work surface.</i>				
	15 x 22 x 28	372 x 540 x 713	ON__-PM1522UFL	578	—
	<b>Specify the handle code (B, L, Z). Specify the accent color (A, S).</b>				
<b>Modular lateral files</b> 	<i>2 file drawers with suspension bars. Lock. Goes under a work surface. 1 tone only.</i>				
	36 x 18 x 28	900 x 448 x 713	ON__-1836LFL	1,170	—
	30 x 18 x 28	750 x 448 x 713	ON__-1830LFL	1,109	—
	<b>Specify the handle code (B, L, Z). Specify the accent color (A, S).</b>				
<b>Combined modular pedestals</b> 	<i>2 box drawers, 2 file drawers with suspension bars. Goes under a work surface. 1 tone only.</i>				
	36 x 18 x 28	900 x 448 x 713	ON__-1836CQL	1,502	—
	30 x 18 x 28	750 x 448 x 713	ON__-1830CQL	1,376	—
	<b>Specify the handle code (B, L, Z). Specify the accent color (A, S).</b>				
<b>Combined modular pedestals</b> 	<i>2 box drawers, 2 file drawers with suspension bars. Goes under a work surface. 1 tone only.</i>				
	36 x 18 x 28	900 x 448 x 713	ON__-C01836L	1,502	—
	30 x 18 x 28	750 x 448 x 713	ON__-C01830L	1,376	—
	<b>Specify the handle code (B, L, Z). Specify the accent color (A, S).</b>				
<b>Modular bookcase with doors</b> 	<i>1 adjustable shelf. Lock. Goes under a work surface. 1 tone only.</i>				
	36 x 18 x 28	900 x 448 x 713	ON__-1836BL	918	—
	<b>Specify the handle code (B, L, Z). Specify the accent color (A, S).</b>				
<b>Mobile pedestals</b> 	<i>2 box drawers, 1 file drawer with suspension bar. Brakes on front casters. Pencil tray. Lock. Fits under a work surface. 1 tone only.</i>				
	15 x 28 x 27	388 x 700 x 689	ON__-MP1528UF	1,090	—
	15 x 18 x 27	388 x 450 x 704	ON__-MP1518UF	1,077	—
	<b>Specify the handle code (B, L, Z). Specify the accent color (A, S).</b>				
<b>Mobile pedestals</b> 	<i>1 box drawer, 1 file drawer with suspension bar. Brakes on front casters. Pencil tray. Lock. Fits under a work surface. 1 tone only.</i>				
	15 x 28 x 21½	388 x 700 x 527	ON__-MP1528F	1,063	—
	15 x 18 x 21½	388 x 450 x 527	ON__-MP1518F	1,036	—
	<b>Specify the handle code (B, L, Z). Specify the accent color (A, S).</b>				

**Item discontinued**

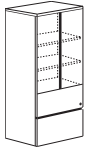
	W x D x H (in)	W x D x H (mm)	Code	All Laminate (\$)	HPL Surfaces (\$)
<b>Lateral files</b> 	<i>2 file drawers with suspension bars. Lock. Full-width wire access. Optional counterweights to meet BIFMA standards, refer to page 149.</i>				
	36 x 24 x 29	900 x 600 x 738	0__-2436LF	1,242	1,502
	<b>Specify the surface type (1, 2). Specify the handle code (B, L, Z). Specify the accent color (A, S).</b>				
	36 x 24 x 29½	900 x 600 x 751	0__-2436LF	1,376	1,656
	<b>Specify the surface type (5, 6). Specify the handle code (B, L, Z). Specify the accent color (A, S).</b>				
<b>Combined pedestals</b> 	<i>2 box drawers, 2 file drawers with suspension bars. Full-width wire access. Lock.</i>				
	36 x 24 x 29	900 x 600 x 738	0__-2436C0	1,575	1,688
	<b>Specify the surface type (1, 2). Specify the handle code (B, L, Z). Specify the accent color (A, S).</b>				
	36 x 24 x 29½	900 x 600 x 751	0__-2436C0	1,736	1,861
	<b>Specify the surface type (5, 6). Specify the handle code (B, L, Z). Specify the accent color (A, S).</b>				
<b>Combined pedestals</b> 	<i>2 box drawers, 2 file drawers with suspension bars. Full-width wire access. Lock.</i>				
	36 x 24 x 29	900 x 600 x 738	0__-C02436	1,575	1,688
	<b>Specify the surface type (1, 2). Specify the handle code (B, L, Z). Specify the accent color (A, S).</b>				
	36 x 24 x 29½	900 x 600 x 751	0__-C02436	1,736	1,861
	<b>Specify the surface type (5, 6). Specify the handle code (B, L, Z). Specify the accent color (A, S).</b>				
<b>Bookcases units with doors</b> 	<i>1 adjustable shelf. Full-width wire access. Lock.</i>				
	36 x 24 x 29	900 x 600 x 738	0__-2436B	1,077	1,296
	<b>Specify the surface type (1, 2). Specify the handle code (B, L, Z). Specify the accent color (A, S).</b>				
	36 x 24 x 29½	900 x 600 x 751	0__-2436B	1,210	1,456
	<b>Specify the surface type (5, 6). Specify the handle code (B, L, Z). Specify the accent color (A, S).</b>				
<b>Storage cabinets with laminate doors</b> 	<i>3 adjustable shelves. 1 fixed shelf. Lock. To be used with 1" surfaces.</i>				
	36 x 24 x 73	900 x 600 x 1834	01__-243673B	1,955	—
	36 x 24 x 65	900 x 600 x 1632	01__-243665B	1,881	—
	<i>To be used with 1½" surfaces.</i>				
	36 x 24 x 73	900 x 600 x 1847	05__-243673B	2,147	—
	36 x 24 x 65	900 x 600 x 1645	05__-243665B	2,073	—
	<b>Specify the handle code (B, L, Z). Specify the accent color (A, S).</b>				
<b>Storage cabinets with translucent doors</b> 	<i>3 adjustable shelves. 1 full-width fixed shelf. Lock. To be used with 1" surfaces.</i>				
	36 x 24 x 73	900 x 600 x 1834	01_S-243673BT	2,837	—
	36 x 24 x 65	900 x 600 x 1632	01_S-243665BT	2,770	—
	<i>To be used with 1½" surfaces.</i>				
	36 x 24 x 73	900 x 600 x 1847	05_S-243673BT	3,038	—
	36 x 24 x 65	900 x 600 x 1645	05_S-243665BT	2,962	—
	<b>Specify the handle code (B, Z).</b>				
<b>Wardrobe / storage cabinets with laminate doors</b> 	<i>Clothes hanger bar and 1 fixed shelf on wardrobe side (15½" W). 4 adjustable shelves. Lock. To be used with 1" surfaces.</i>				
	36 x 24 x 73	900 x 600 x 1834	01__-243673BC	1,881	—
	36 x 24 x 65	900 x 600 x 1632	01__-243665BC	1,807	—
	<i>To be used with 1½" surfaces.</i>				
	36 x 24 x 73	900 x 600 x 1847	05__-243673BC	2,073	—
	36 x 24 x 65	900 x 600 x 1645	05__-243665BC	2,006	—
	<b>Specify the handle code (B, L, Z). Specify the accent color (A, S).</b>				



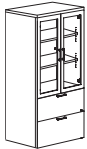
	W x D x H (in)	W x D x H (mm)	Code	All Laminate (\$)	HPL Surfaces (\$)
<b>Wardrobe / storage cabinets with translucent doors</b>	<i>Clothes hanger bar and 1 fixed shelf on wardrobe side (15<sup>3</sup>/<sub>8</sub>" W). 4 adjustable shelves. Lock. To be used with 1" surfaces.</i>				
	36 x 24 x 73	900 x 600 x 1834	01_S-243673BCT	2,978	—
	36 x 24 x 65	900 x 600 x 1632	01_S-243665BCT	2,904	—
	<i>To be used with 1½" surfaces.</i>				
	36 x 24 x 73	900 x 600 x 1847	05_S-243673BCT	3,171	—
	36 x 24 x 65	900 x 600 x 1645	05_S-243665BCT	3,104	—
	<b>Specify the handle code (B, Z).</b>				



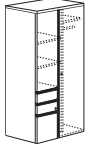
	W x D x H (in)	W x D x H (mm)	Code	All Laminate (\$)	HPL Surfaces (\$)
<b>Storage / lateral file cabinets with laminate doors</b>	<i>2 adjustable shelves. 2 file drawers with suspension bars. Lock on drawers. To be used with 1" surfaces.</i>				
	36 x 24 x 73	900 x 600 x 1834	01__-243673LFB	2,287	—
	36 x 24 x 65	900 x 600 x 1632	01__-243665LFB	2,104	—
	<i>To be used with 1½" surfaces.</i>				
	36 x 24 x 73	900 x 600 x 1847	05__-243673LFB	2,466	—
	36 x 24 x 65	900 x 600 x 1645	05__-243665LFB	2,287	—
	<b>Specify the handle code (B, L, Z). Specify the accent color (A, S).</b>				



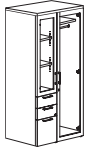
	W x D x H (in)	W x D x H (mm)	Code	All Laminate (\$)	HPL Surfaces (\$)
<b>Storage / lateral file cabinets with translucent doors</b>	<i>2 adjustable shelves. 2 file drawers with suspension bars. Lock on drawers. To be used with 1" surfaces.</i>				
	36 x 24 x 73	900 x 600 x 1834	01_S-243673LFBT	2,831	—
	36 x 24 x 65	900 x 600 x 1632	01_S-243665LFBT	2,661	—
	<i>To be used with 1½" surfaces.</i>				
	36 x 24 x 73	900 x 600 x 1847	05_S-243673LFBT	3,010	—
	36 x 24 x 65	900 x 600 x 1645	05_S-243665LFBT	2,831	—
	<b>Specify the handle code (B, Z).</b>				



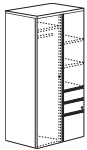
	W x D x H (in)	W x D x H (mm)	Code	All Laminate (\$)	HPL Surfaces (\$)
<b>Wardrobe / storage cabinets with laminate doors</b>	<i>2 box drawers, 1 file drawer with suspension bar. Clothes hanger bar and 1 fixed shelf on wardrobe side (18<sup>3</sup>/<sub>8</sub>" W). 2 adjustable shelves. Lock on drawers and on full-height door. To be used with 1" surfaces.</i>				
	36 x 24 x 73	900 x 600 x 1834	01__-243673UFB	2,432	—
	36 x 24 x 65	900 x 600 x 1632	01__-243665UFB	2,259	—
	<i>To be used with 1½" surfaces.</i>				
	36 x 24 x 73	900 x 600 x 1847	05__-243673UFB	2,611	—
	36 x 24 x 65	900 x 600 x 1645	05__-243665UFB	2,432	—
	<b>Specify the handle code (B, L, Z). Specify the accent color (A, S).</b>				



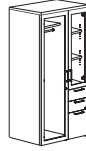
	W x D x H (in)	W x D x H (mm)	Code	All Laminate (\$)	HPL Surfaces (\$)
<b>Combined storage cabinets with translucent doors</b>	<i>2 box drawers, 1 file drawer with suspension bar. Clothes hanger bar and 1 fixed shelf on wardrobe side (18<sup>3</sup>/<sub>8</sub>" W). 2 adjustable shelves. Lock on drawers and on full-height door. To be used with 1" surfaces.</i>				
	36 x 24 x 73	900 x 600 x 1834	01_S-243673UFBT	3,250	—
	36 x 24 x 65	900 x 600 x 1632	01_S-243665UFBT	3,084	—
	<i>To be used with 1½" surfaces.</i>				
	36 x 24 x 73	900 x 600 x 1847	05_S-243673UFBT	3,436	—
	36 x 24 x 65	900 x 600 x 1645	05_S-243665UFBT	3,250	—
	<b>Specify the handle code (B, Z).</b>				



	W x D x H (in)	W x D x H (mm)	Code	All Laminate (\$)	HPL Surfaces (\$)
<b>Wardrobe / storage cabinets with laminate doors</b>	<i>2 box drawers, 1 file drawer with suspension bar. Clothes hanger bar and 1 fixed shelf on wardrobe side (18<sup>3</sup>/<sub>8</sub>" W). 2 adjustable shelves. Lock on drawers and on full-height door. To be used with 1" surfaces.</i>				
	36 x 24 x 73	900 x 600 x 1834	01__-243673BUF	2,432	—
	36 x 24 x 65	900 x 600 x 1632	01__-243665BUF	2,259	—
	<i>To be used with 1½" surfaces.</i>				
	36 x 24 x 73	900 x 600 x 1847	05__-243673BUF	2,611	—
	36 x 24 x 65	900 x 600 x 1645	05__-243665BUF	2,432	—
	<b>Specify the handle code (B, L, Z). Specify the accent color (A, S).</b>				



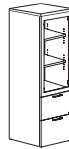
	W x D x H (in)	W x D x H (mm)	Code	All Laminate (\$)	HPL Surfaces (\$)
<b>Combined storage cabinets with translucent doors</b>	<i>2 box drawers, 1 file drawer with suspension bar. Clothes hanger bar and 1 fixed shelf on wardrobe side (18<sup>3</sup>/<sub>8</sub>" W). 2 adjustable shelves. Lock on drawers and on full-height door. To be used with 1" surfaces.</i>				
	36 x 24 x 73	900 x 600 x 1834	01_S-243673BUFT	3,250	—
	36 x 24 x 65	900 x 600 x 1632	01_S-243665BUFT	3,084	—
	<i>To be used with 1½" surfaces.</i>				
	36 x 24 x 73	900 x 600 x 1847	05_S-243673BUFT	3,436	—
	36 x 24 x 65	900 x 600 x 1645	05_S-243665BUFT	3,250	—
	<b>Specify the handle code (B, Z).</b>				




	W x D x H (in)	W x D x H (mm)	Code	All Laminate (\$)	HPL Surfaces (\$)
<b>Storage / lateral file cabinets with laminate door</b>	<i>2 adjustable shelves. 2 file drawers with suspension bars. Reversible door. Lock on drawers. To be used with 1" surfaces.</i>				
	24 x 24 x 73	600 x 600 x 1834	01__-242473FB	1,840	—
	24 x 24 x 65	600 x 600 x 1632	01__-242465FB	1,761	—
	<i>To be used with 1½" surfaces.</i>				
	24 x 24 x 73	600 x 600 x 1847	05__-242473FB	1,987	—
	24 x 24 x 65	600 x 600 x 1645	05__-242465FB	1,901	—
	<b>Specify the handle code (B, L, Z). Specify the accent color (A, S).</b>				



	W x D x H (in)	W x D x H (mm)	Code	All Laminate (\$)	HPL Surfaces (\$)
<b>Storage / lateral file cabinets with translucent door</b>	<i>2 adjustable shelves. 2 file drawers with suspension bars. Reversible door. Lock on drawers. To be used with 1" surfaces.</i>				
	24 x 24 x 73	600 x 600 x 1834	01_S-242473FBT	2,386	—
	24 x 24 x 65	600 x 600 x 1632	01_S-242465FBT	2,306	—
	<i>To be used with 1½" surfaces.</i>				
	24 x 24 x 73	600 x 600 x 1847	05_S-242473FBT	2,532	—
	24 x 24 x 65	600 x 600 x 1645	05_S-242465FBT	2,452	—
	<b>Specify the handle code (B, Z).</b>				



	W x D x H (in)	W x D x H (mm)	Code	All Laminate (\$)	HPL Surfaces (\$)
<b>Wardrobe / storage cabinets with laminate door</b>	<i>Clothes hanger bar and 1 fixed shelf on wardrobe side (10¼" W). 4 adjustable shelves. Lock. To be used with 1" surfaces.</i>				
	24 x 24 x 73	600 x 600 x 1834	01__-242473BC	1,702	—
	24 x 24 x 65	600 x 600 x 1632	01__-242465BC	1,621	—
	<i>To be used with 1½" surfaces.</i>				
	24 x 24 x 73	600 x 600 x 1847	05__-242473BC	1,888	—
	24 x 24 x 65	600 x 600 x 1645	05__-242465BC	1,796	—
	<b>Specify the handle code (B, L, Z). Specify the accent color (A, S). Specify opening at the end of the code: on right (R) or on left (L).</b>				



	W x D x H (in)	W x D x H (mm)	Code	All Laminate (\$)	HPL Surfaces (\$)
<b>Wardrobe / storage cabinets with translucent door</b>	<i>Clothes hanger bar and 1 fixed shelf on wardrobe side (10¼" W). 4 adjustable shelves. Lock. To be used with 1" surfaces.</i>				
	24 x 24 x 73	600 x 600 x 1834	01_S-242473BCT	1,968	—
	24 x 24 x 65	600 x 600 x 1632	01_S-242465BCT	1,894	—
	<i>To be used with 1½" surfaces.</i>				
	24 x 24 x 73	600 x 600 x 1847	05_S-242473BCT	2,104	—
	24 x 24 x 65	600 x 600 x 1645	05_S-242465BCT	2,040	—
	<b>Specify the handle code (B, Z). Specify opening at the end of the code: on right (R) or on left (L).</b>				



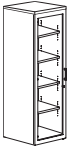
	W x D x H (in)	W x D x H (mm)	Code	All Laminate (\$)	HPL Surfaces (\$)
<b>Storage cabinets with laminate door</b>	<i>4 adjustable shelves. Lock. To be used with 1" surfaces.</i>				
	24 x 24 x 73	600 x 600 x 1834	01__-242473B	1,702	—
	24 x 24 x 65	600 x 600 x 1632	01__-242465B	1,621	—
	<i>To be used with 1½" surfaces.</i>				
	24 x 24 x 73	600 x 600 x 1847	05__-242473B	1,888	—
	24 x 24 x 65	600 x 600 x 1645	05__-242465B	1,796	—
	<b>Specify the handle code (B, L, Z). Specify the accent color (A, S). Specify opening at the end of the code: on right (R) or on left (L).</b>				



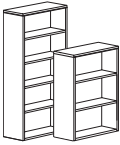




	W x D x H (in)	W x D x H (mm)	Code	All Laminate (\$)	HPL Surfaces (\$)
<b>Storage cabinets with translucent doors</b>	<i>4 adjustable shelves. Lock. To be used with 1" surfaces.</i>				
	24 x 24 x 73	600 x 600 x 1834	<b>01_S-242473BT_</b>	<b>1,968</b>	—
	24 x 24 x 65	600 x 600 x 1632	<b>01_S-242465BT_</b>	<b>1,894</b>	—
	<i>To be used with 1½" surfaces.</i>				
	24 x 24 x 73	600 x 600 x 1847	<b>05_S-242473BT_</b>	<b>2,104</b>	—
	24 x 24 x 65	600 x 600 x 1645	<b>05_S-242465BT_</b>	<b>2,040</b>	—
	<b>Specify the handle code (B, Z). Specify opening at the end of the code: on right (R) or on left (L).</b>				



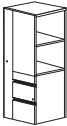
	W x D x H (in)	W x D x H (mm)	Code	All Laminate (\$)	HPL Surfaces (\$)
<b>Open bookcases</b>	<i>73" H: 4 adjustable shelves. 65" H: 4 adjustable shelves. 48" H: 2 adjustable shelves. To be used with 1" surfaces.</i>				
	36 x 14 x 73	900 x 350 x 1834	<b>01NN-B367314</b>	<b>1,012</b>	—
	36 x 14 x 65	900 x 350 x 1632	<b>01NN-B366514</b>	<b>923</b>	—
	36 x 14 x 48	900 x 350 x 1225	<b>01NN-B364814</b>	<b>819</b>	—
	<i>To be used with 1½" surfaces.</i>				
	36 x 14 x 73	900 x 350 x 1847	<b>05NN-B367314</b>	<b>1,125</b>	—
	36 x 14 x 65	900 x 350 x 1645	<b>05NN-B366514</b>	<b>1,063</b>	—
	36 x 14 x 48	900 x 350 x 1238	<b>05NN-B364814</b>	<b>950</b>	—



	W x D x H (in)	W x D x H (mm)	Code	All Laminate (\$)	HPL Surfaces (\$)
<b>Left personal storage towers</b>	<i>1 box drawer, 2 file drawers with suspension bars. Adjustable shelf on 57" H only. Wardrobe with clothes / hanger bar (7¼" W). Lock for the two file drawers. Lock on door.</i>				
	24 x 24 x 57	600 x 600 x 1437	<b>0N__-PB242457</b>	<b>2,313</b>	—
	24 x 24 x 49	600 x 600 x 1234	<b>0N__-PB242449</b>	<b>2,206</b>	—
	<b>Specify the handle code (B, L, Z). Specify the accent color (A, S).</b>				



	W x D x H (in)	W x D x H (mm)	Code	All Laminate (\$)	HPL Surfaces (\$)
<b>Right personal storage towers</b>	<i>1 box drawer, 2 file drawers with suspension bars. Adjustable shelf on 57" H only. Wardrobe with clothes / hanger bar (7¼" W). Lock for the two file drawers. Lock on door.</i>				
	24 x 24 x 57	600 x 600 x 1437	<b>0N__-P242457B</b>	<b>2,313</b>	—
	24 x 24 x 49	600 x 600 x 1234	<b>0N__-P242449B</b>	<b>2,206</b>	—
	<b>Specify the handle code (B, L, Z). Specify the accent color (A, S).</b>				



	W x D x H (in)	W x D x H (mm)	Code	All Laminate (\$)	HPL Surfaces (\$)
<b>Round table tops</b>	<i>1½" thick.</i>				
	48 x 48 x 1½	1200 x 1200 x 38	<b>0_NN-R48</b>	<b>730</b>	<b>957</b>
	42 x 42 x 1½	1050 x 1050 x 38	<b>0_NN-R42</b>	<b>632</b>	<b>831</b>
	<b>Specify the surface type (5, 6).</b>				



	W x D x H (in)	W x D x H (mm)	Code	All Laminate (\$)	HPL Surfaces (\$)
<b>Cross base</b>	<i>1½" laminate thick base. For 48" diameter round table tops.</i>				
	33 x 33 x 28	825 x 825 x 713	<b>LGC-CR33</b>	<b>552</b>	—



	W x D x H (in)	W x D x H (mm)	Code	All Laminate (\$)	HPL Surfaces (\$)
<b>Cross base</b>	<i>1½" laminate thick base. For 42" diameter round table tops.</i>				
	27 x 27 x 28	680 x 680 x 713	<b>LGC-CR27</b>	<b>486</b>	—



	W x D x H (in)	W x D x H (mm)	Code	All Laminate (\$)	HPL Surfaces (\$)
<b>Cross base</b>	<i>Anthracite Grey (GAN) or Silver (ARS) steel. Specify the finish.</i>				
	33 x 33 x 28	830 x 830 x 710	<b>LGC-CH433</b>	<b>705</b>	—



	W x D x H (in)	W x D x H (mm)	Code	All Laminate (\$)	HPL Surfaces (\$)
<b>6" diameter steel leg.</b>	<i>Anthracite Grey (GAN) or Silver (ARS) steel. Specify the finish.</i>				
	6 x 6 x 28	150 x 150 x 710	<b>LGC-TL</b>	<b>326</b>	—



	W x D x H (in)	W x D x H (mm)	Code	All Laminate (\$)	HPL Surfaces (\$)
<b>Serving carts</b>	<i>1 sliding shelf, 11½" extension. 2 box drawers. 2 doors with 1 adjustable shelf. 4 casters, 2 with brakes. Grommet in the back.</i>				
	36 x 21 x 36	900 x 520 x 908	<b>0__-MS213636</b>	<b>1,661</b>	<b>2,160</b>
	<b>Specify the surface type (1, 2). Specify the handle code (B, L, Z). Specify the accent color (A, S).</b>				
	36 x 21 x 36½	900 x 520 x 921	<b>0__-MS213636</b>	<b>1,834</b>	<b>2,386</b>
	<b>Specify the surface type (5, 6). Specify the handle code (B, L, Z). Specify the accent color (A, S).</b>				



	W x D x H (in)	W x D x H (mm)	Code	All Laminate (\$)	HPL Surfaces (\$)
<b>Serving carts</b>	<i>1 sliding shelf, 11½" extension. 1 box drawer. 1 door with 1 adjustable shelf. 4 casters, 2 with brakes. Grommet in the back.</i>				
	20 x 21 x 36	500 x 520 x 908	<b>0__-MS212036</b>	<b>1,070</b>	<b>1,394</b>
	<b>Specify the surface type (1, 2). Specify the handle code (B, L, Z). Specify the accent color (A, S).</b>				
	20 x 21 x 36½	500 x 520 x 921	<b>0__-MS212036</b>	<b>1,235</b>	<b>1,615</b>
	<b>Specify the surface type (5, 6). Specify the handle code (B, L, Z). Specify the accent color (A, S).</b>				



	W x D x H (in)	W x D x H (mm)	Code	All Laminate (\$)	HPL Surfaces (\$)
<b>Marker boards</b>	<i>180° hinges. Board surface: white high-pressure laminate, non magnetic, for use with dry-erase markers. Eraser tray along bottom of board. Inside face of doors covered in natural cork.</i>				
	55 x 5 x 41	1368 x 130 x 1049	<b>01__-VBX4054</b>	<b>1,727</b>	—
	<b>Specify the handle code (B, L, Z). Specify the accent color (A, S).</b>				
	55 x 5 x 42¼	1368 x 130 x 1075	<b>05__-VBX4054</b>	<b>1,894</b>	—
	<b>Specify the handle code (B, L, Z). Specify the accent color (A, S).</b>				



	W x D x H (in)	W x D x H (mm)	Code	All Laminate (\$)	HPL Surfaces (\$)
<b>Coffee tables</b>	<i>22 x 22 x 18</i>				
	22 x 22 x 18	550 x 550 x 438	<b>0_NN-ST222218</b>	<b>470</b>	<b>545</b>
	<b>Specify the surface type (1, 2).</b>				
	22 x 22 x 18½	550 x 550 x 451	<b>0_NN-ST222218</b>	<b>532</b>	<b>685</b>
	<b>Specify the surface type (5, 6).</b>				



	W x D x H (in)	W x D x H (mm)	Code	All Laminate (\$)	HPL Surfaces (\$)
<b>Additional full-width legs</b>	<i>1 tone only. For AT, DT and CM tables.</i>				
	24 x 1 x 27½	598 x 25 x 698	<b>ONNN-L24</b>	<b>167</b>	—
	30 x 1 x 27½	748 x 25 x 698	<b>ONNN-L30</b>	<b>179</b>	—



	W x D x H (in)	W x D x H (mm)	Code	All Laminate (\$)	HPL Surfaces (\$)
<b>Additional full-width legs with wire access</b>	<i>1 tone only. For AT, DT and CM tables.</i>				
	24 x 1 x 27½	598 x 25 x 698	<b>ONNN-L24D</b>	<b>167</b>	—
	30 x 1 x 27½	748 x 25 x 698	<b>ONNN-L30D</b>	<b>179</b>	—



	W x D x H (in)	W x D x H (mm)	Code	All Laminate (\$)	HPL Surfaces (\$)
<b>Additional recessed leg</b>	<i>1 tone only. For AT, DT and CM tables.</i>				
	13 x 1 x 27½	340 x 25 x 698	<b>ONNN-L12</b>	<b>139</b>	—

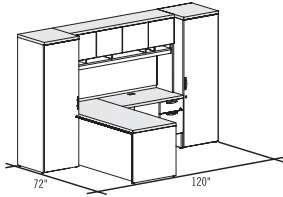






# SUGGESTIONS

## 0\_\_-PLAN01



Plan shown in Options Flyer:

**05BA-PLAN01** **\$7,655**

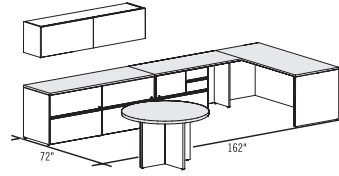
- 1 O5NA-TDM3072
- 1 O5BA-R2442F
- 1 O5BA-242473BCL
- 1 O5BA-242473BR
- 1 O5NA-E724416PD
- 1 LGC-TK7019E

**1½" thick laminate (5), Curved pull (B), Anthracite Grey accent (A).**

**Other option:**

Translucent doors **\$9,564**

## 0\_\_-PLAN05



Plan shown in Options Flyer:

**01LS-PLAN05** **\$7,915**

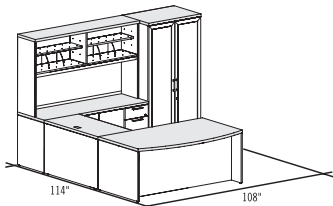
- 1 O1LS-LF2472LF
- 1 ONLS-C01830L
- 1 O1NS-DT2460B
- 1 O1NS-TDM3072
- 1 ONNS-EM721716D
- 1 O5NN-R48
- 1 LGC-CR33

**1" thick laminate (1), Linear pull (L), Silver accent (S).**

**Other option:**

1½" thick laminate **\$8,406**

## 0\_\_-PLAN02



Plan shown in Options Flyer:

**05ZS-PLAN02** **\$8,706**

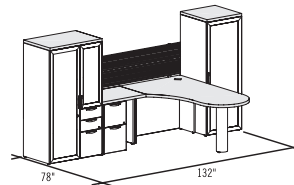
- 1 O5ZS-F4272SA
- 1 O5NS-BR2448
- 1 O5ZS-S2472F
- 1 O5NS-E724416
- 1 O5ZS-243673BCT

**1½" thick laminate (5), Straight pull (Z), Silver accent (S).**

**Other option:**

Laminate doors **\$7,608**

## 0\_\_-PLAN06



Plan shown in Options Flyer:

**05BS-PLAN06** **\$9,298**

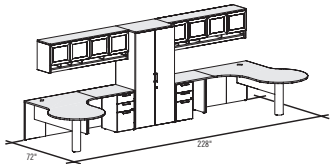
- 1 O5NS-DT2430B
- 1 O5NS-C4278B24
- 1 O5BS-243665BUFT
- 1 O5BS-242465BCTR
- 1 ONBS-P1518FFL
- 1 LGC-SUPALS
- 1 LGC-RA72S
- 1 LGC-RAS12S
- 1 LGC-RPT11S

**1½" thick laminate (1), Curved pull (B), Silver accent (S).**

**Other option:**

1" thick laminate **\$8,686**

## 0\_\_-PLAN03



Plan shown in Options Flyer:

**01ZS-PLAN03** **\$13,391**

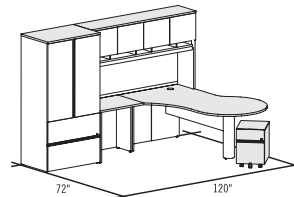
- 1 O1NS-CPM724824
- 1 O1NS-C4872PM24
- 2 O1NS-DT2436B
- 1 O1ZS-243673BCT
- 2 ONZS-P1518UFL
- 2 O1NS-EM722216TD

**1" thick laminate (1), Straight pull (Z), Silver accent (S).**

**Other option:**

Laminate doors **\$12,020**

## 0\_\_-PLAN07



Not shown in Options Flyer:

**01\_\_-PLAN07** **\$7,416**

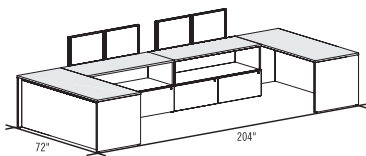
- 1 O1N\_-C4278PM24
- 1 O1N\_-DT2430B
- 1 O1N\_-E724416PD
- 1 O1\_-243673LFB
- 1 ON\_-MP1518F

**1" thick laminate (1).**

**Other option:**

Translucent doors **\$8,646**

## 0\_\_-PLAN04



Plan shown in Options Flyer:

**01LA-PLAN04** **\$8,518**

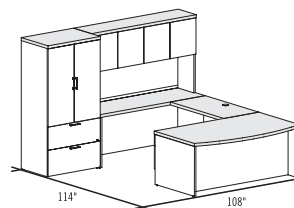
- 2 O1LA-SLF2472
- 2 O1NA-TDM3072
- 4 LGC-SCL2416A
- 4 PNNN-TK2215P
- 4 LGC-7POA

**1" thick laminate (1), Linear pull (L), Anthracite Grey accent (A).**

**Other option:**

1½" thick laminate **\$9,289**

## 0\_\_-PLAN08



Not shown in Options Flyer:

**01\_\_-PLAN08** **\$7,046**

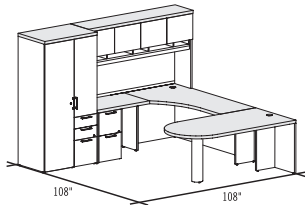
- 1 O1\_-S4272FA
- 1 O1N\_-BR2448
- 1 O1N\_-DT2472A
- 1 O1N\_-E724416P
- 1 O1\_-243673LFB

**1" thick laminate (1).**

**Other option:**

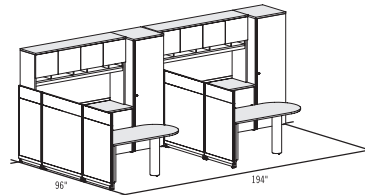
Translucent doors **\$8,273**

# SUGGESTIONS

**0 \_\_\_ -PLAN09**

*Not shown in Options Flyer:*
**01 \_\_\_ -PLAN09** **\$8,181**

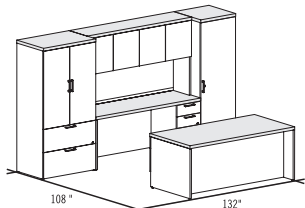
- 1 01N\_-BT3672
- 1 01N\_-CM367224B
- 1 01N\_-DT2436B
- 1 01N\_-E724416PD
- 1 01\_-243673BUF
- 1 ON\_-P1518FFL

**1" thick laminate (1).**
**Other option:**

 Translucent doors **\$9,683**
**0 \_\_\_ -PLAN11**

*Not shown in Options Flyer:*
**01 \_\_\_ -PLAN11** **\$19,153**

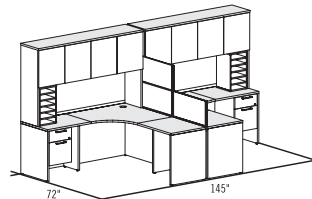
- 2 01N\_-BT3060
- 2 01N\_-BR2442
- 2 01N\_-DT2472A
- 2 01N\_-E724416PD
- 2 01\_-242473BCR
- 2 ON\_-1836COL
- 2 PNN\_-SFLX4130
- 2 PNN\_-SFLX4142
- 2 PNN\_-SFLX4124
- 2 PNN\_-SOFX0830
- 2 PNN\_-SOFX0842
- 2 PNN\_-SOFX0824

**1" thick laminate (1).**
**Other option:**

 Translucent doors **\$21,759**
**0 \_\_\_ -PLAN10**

*Not shown in Options Flyer:*
**01 \_\_\_ -PLAN10** **\$8,222**

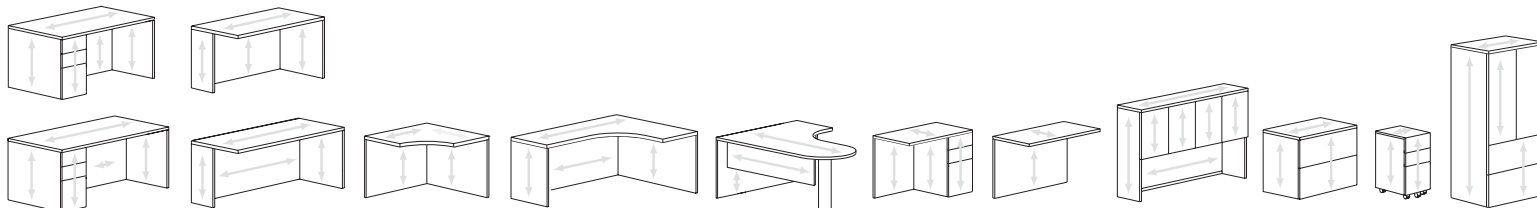
- 1 01\_-S3672F
- 1 01\_-S2472UF
- 1 01N\_-E724416P
- 1 01\_-242473BCR
- 1 01\_-243673LFB

**1" thick laminate (1).**
**Other option:**

 Translucent doors **\$10,068**
**0 \_\_\_ -PLAN12**

*Not shown in Options Flyer:*
**01 \_\_\_ -PLAN12** **\$11,743**

- 2 01N\_-CM4224S
- 4 01N\_-DT2430B
- 2 01N\_-E724416P
- 2 ON\_-F
- 2 LGC-DV1221
- 2 LGC-SCF4216\_
- 1 LGC-SCF3016\_
- 1 LGC-14TP\_
- 2 LGC-7PO\_

**1" thick laminate (1).**
**Other option:**

 Translucent doors **\$13,111**
**TYPICAL WOOD GRAIN DIRECTION FOR OPTIONS:**


# CONCEPT 3

IDEX Awards  
NeoCon Canada



## CONCEPT 3 – EASY TO SPECIFY, EASY TO RECONFIGURE

### 3 LAYOUTS

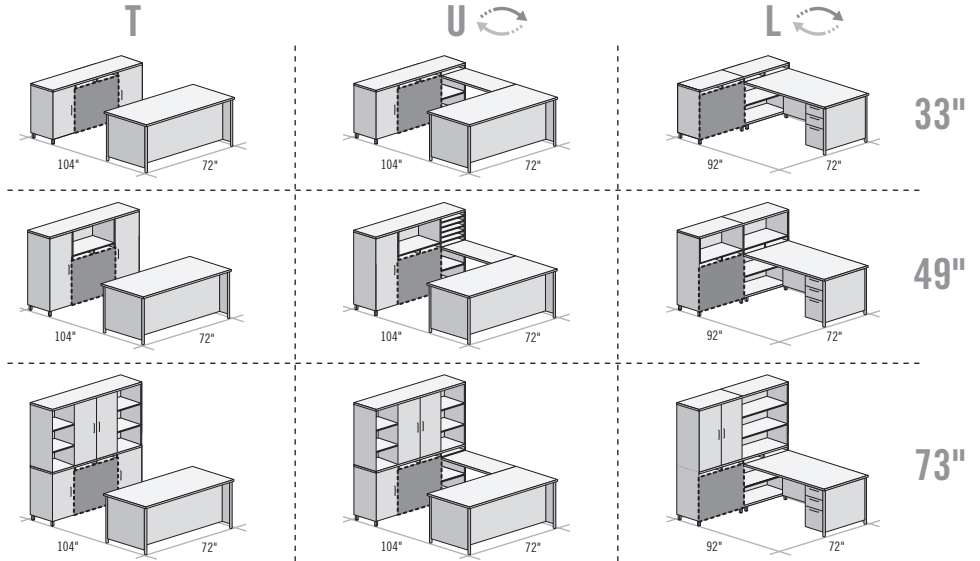
Concept 3 envisions three classic office workstation layouts – **traditional T**, **U-shaped** and **L-shaped** – with generous surfaces and versatile storage. Inspired design ensures upscale looks and maximum functionality whichever setting you choose.

### REVERSIBLE

As easy as flipping a coin, storage and non-handed work surfaces fit together left or right. In the **U-shaped** and **L-shaped** settings, you can attach the bridge or work surface on either side without losing access to the storage below. A big plus if you change your space... or change your mind!

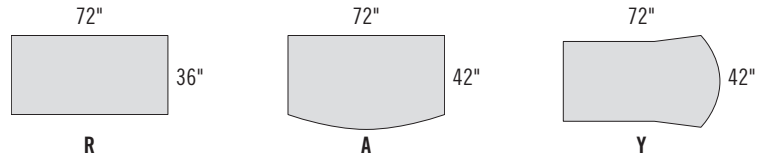
### 3 HEIGHTS

Keep it sleek and low with the **33-inch** storage module, elevate the look to **49 inches** or top it off at **73 inches**. Each level has its own refined sense of proportion and scale.



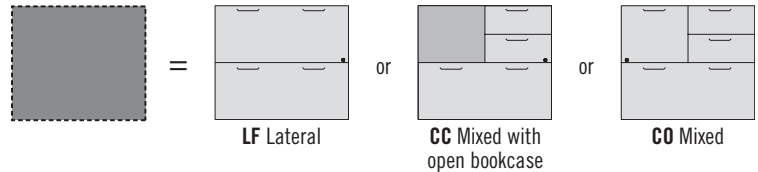
### 3 SURFACE SHAPES

Customize the look and function of your work surface with the shape you prefer – classic **rectangular R**, stylish **bow front A** or our adaptable **Y shape**.



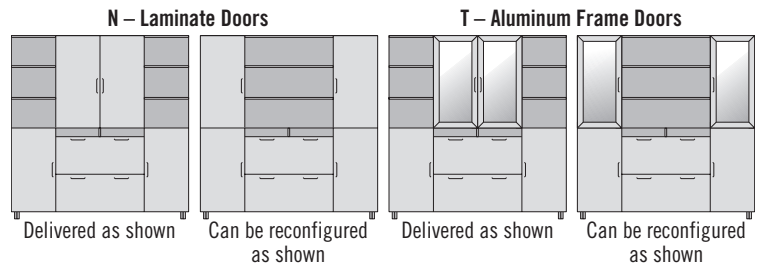
### 3 STORAGE OPTIONS

Choose from **storage modules** designed for filing, or for a multiplicity of functions with drawers and open bookcase. Whatever works best for you.



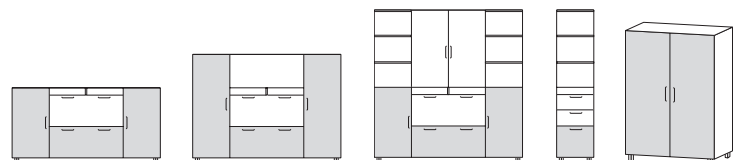
### DOOR OPTIONS

Concept 3 is designed to simplify your life, but you still have the final say. Choose from matching **laminated N** or **anodized aluminum frame T** door styles. Storage modules are shipped assembled but offer you the flexibility of modifying the door configuration on site.



### SPECIFIC TWO-TONE APPLICATION ON 73", 49" AND 33" H STORAGE UNITS (unless otherwise specified)


The first finish specified will be applied to the laminate door(s) and to the drawer at the bottom of the unit. The second finish specified will be applied to the rest of the unit.



**EDGEBANDING**

Furniture with 1" (25 mm) thick tops.

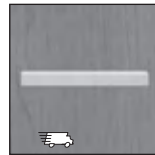
**N Edge**



Smooth, 1/8" (3 mm) thick edge.

The **N edge** is **matched with the finish specified for the surface.**

**HANDLES**



**C - Cubic**

**CODIFICATION**


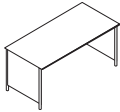


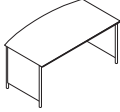




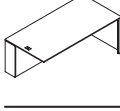


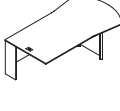







Series	Options
	Doors
<b>C3</b>	<b>T</b> Translucent

**READY TO SHIP IN 5 DAYS!**

Several suggested layouts, components and accessories identified by this pictogram are part of the **Lacasse quick delivery program.**


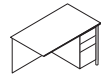



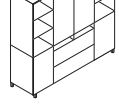

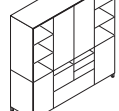

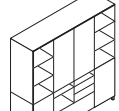



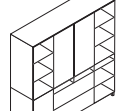
Please refer to page 3 for complete program details.



	W x D x H (in)	W x D x H (mm)	Code	Price (\$)
<b>Rectangular surfaces</b> 	<i>Can accommodate 1 or 2 modular pedestals. Recessed, full-height modesty panel.</i>			
	72 x 36 x 29	1800 x 900 x 735	<b>C3-TD3672</b> 	<b>1,117</b>
	66 x 30 x 29	1650 x 750 x 735	<b>C3-TD3066</b>	<b>957</b>
<b>Arched surfaces</b> 	<i>Can accommodate 1 or 2 modular pedestals. Recessed, full-height modesty panel.</i>			
	72 x 42 x 29	1800 x 1050 x 735	<b>C3-TD4272A</b>	<b>1,229</b>
	66 x 36 x 29	1650 x 900 x 735	<b>C3-TD3666A</b>	<b>1,090</b>
<b>Y-shaped surfaces</b> 	<i>Reversible. Half-height modesty panel. Grommet. Can not accommodate pedestal.</i>			
	72 x 42 x 29	1800 x 1050 x 735	<b>C3-YTM3672</b> 	<b>1,164</b>
	66 x 42 x 29	1650 x 1050 x 735	<b>C3-YTM3666</b>	<b>1,090</b>
<b>Rectangular surface-returns</b> 	<i>Reversible. Can accommodate 1 modular pedestal. Can be attached to a 36" wide bookcase. Recessed, full-height modesty panel. Grommet.</i>			
	72 x 36 x 29	1800 x 900 x 735	<b>C3-RD3672</b> 	<b>944</b>
	66 x 36 x 29	1650 x 900 x 735	<b>C3-RD3666</b>	<b>869</b>
	54 x 36 x 29	1350 x 900 x 735	<b>C3-RD3654</b>	<b>819</b>
<b>Y-shaped surface-returns</b> 	<i>Reversible. Must be attached to a 36" wide bookcase. Half-height modesty panel. Grommet. Can not accommodate pedestal.</i>			
	72 x 42 x 29	1800 x 1050 x 735	<b>C3-YUM3672</b>	<b>970</b>
	66 x 42 x 29	1650 x 1050 x 735	<b>C3-YUM3666</b>	<b>904</b>
	54 x 42 x 29	1350 x 1050 x 735	<b>C3-YUM3654</b>	<b>869</b>
<b>Modular pedestal</b> 	<i>2 file drawers with suspension bars. Lock. Goes under a work surface. 1 tone only.</i>			
	15 x 24 x 24 3/4	388 x 600 x 628	<b>C3-FF24</b> 	<b>811</b>
<b>Modular pedestal</b> 	<i>2 box drawers. 1 file drawer with suspension bar. Pencil tray. Lock. Goes under a work surface. 1 tone only.</i>			
	15 x 24 x 24 3/4	388 x 600 x 628	<b>C3-UF24</b> 	<b>897</b>
<b>Bridge-returns</b> 	<i>Half-height modesty panel. Grommet.</i>			
	48 x 18 x 13	1200 x 448 x 327	<b>C3-BR1848</b> 	<b>360</b>
	42 x 18 x 13	1050 x 448 x 327	<b>C3-BR1842</b>	<b>326</b>

 = QUICKSHIP       = ASSEMBLY REQUIRED

USA - JULY 2021

	W x D x H (in)	W x D x H (mm)	Code	Price (\$)
<b>Executive return</b> 	<i>Reversible. 2 box drawers and 1 file drawer. Pencil tray. Grommet on the back. Lock.</i>			
	48 x 24 x 29	1200 x 600 x 735	<b>C3-UF2448R</b>	<b>1,468</b>
	Packaged in 2 boxes.			
<b>73" Storage modules - 4 doors</b> 	<i>UPPER: Open bookcases, 4 adjustable shelves. Bookcase with doors, 2 adjustable shelves. Doors can be installed at either ends. Grommet on the back. Specify T at the end of the code for translucent doors. LOWER: Bookcases with doors, 2 adjustable shelves. 2 pigeonholes. Packaged in 2 boxes.</i>			
	72 x 20 x 73	1796 x 500 x 1850	<b>C3-207273LFB</b>	<b>4,076</b>
	72 x 20 x 73	1796 x 500 x 1850	<b>C3-207273LFBT</b>	<b>4,816</b>
<b>Lateral file modules</b> 	<i>2 file drawers with suspension bars. Lock.</i>			
	72 x 20 x 73	1796 x 500 x 1850	<b>C3-207273COB</b>	<b>4,397</b>
	72 x 20 x 73	1796 x 500 x 1850	<b>C3-207273COBT</b>	<b>5,138</b>
<b>Mixed modules</b> 	<i>2 box drawers, 2 file drawers with suspension bars. Lock. Pencil tray.</i>			
	72 x 20 x 73	1796 x 500 x 1850	<b>C3-207273CCB</b>	<b>4,219</b>
	72 x 20 x 73	1796 x 500 x 1850	<b>C3-207273CCBT</b>	<b>4,943</b>
<b>Open mixed modules</b> 	<i>Open storage space. 2 box drawers. 1 file drawer with suspension bar. Lock. Pencil tray.</i>			
	72 x 20 x 73	1796 x 500 x 1850	<b>C3-207273CCB</b>	<b>4,219</b>
	72 x 20 x 73	1796 x 500 x 1850	<b>C3-207273CCBT</b>	<b>4,943</b>
<b>73" Storage modules - 3 doors</b> 	<i>UPPER: Open bookcases, 2 adjustable shelves. Bookcase with doors, 2 adjustable shelves. Doors can be installed at either ends. Grommet on the back. Specify T at the end of the code for translucent doors. LOWER: Reversible. Bookcases with door, adjustable shelf. 3 pigeonholes. Open Bookcase, adjustable shelf. A bridge-return can be attached. Packaged in two boxes.</i>			
	72 x 20 x 73	1796 x 500 x 1850	<b>C3-207273LFS</b>	<b>4,003</b>
	72 x 20 x 73	1796 x 500 x 1850	<b>C3-207273LFS T</b>	<b>4,738</b>
<b>Lateral file modules</b> 	<i>2 file drawers with suspension bars. Lock.</i>			
	72 x 20 x 73	1796 x 500 x 1850	<b>C3-207273LFS</b>	<b>4,003</b>
	72 x 20 x 73	1796 x 500 x 1850	<b>C3-207273LFS T</b>	<b>4,738</b>

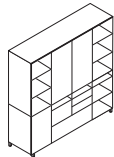
	W x D x H (in)	W x D x H (mm)	Code	Price (\$)
--	----------------	----------------	------	------------

**73" Storage modules – 3 doors (cont'd)**

**Mixed modules**

*2 box drawers, 2 file drawers with suspension bars. Lock. Pencil tray.*

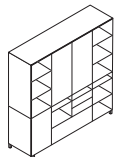
72 x 20 x 73	1796 x 500 x 1850	<b>C3-207273COS</b>	<b>4,340</b>
72 x 20 x 73	1796 x 500 x 1850	<b>C3-207273COST</b>	<b>5,070</b>



**Open mixed modules**

*Open storage space. 2 box drawers. 1 file drawer with suspension bar. Lock. Pencil tray.*

72 x 20 x 73	1796 x 500 x 1850	<b>C3-207273CCS</b>	<b>4,166</b>
72 x 20 x 73	1796 x 500 x 1850	<b>C3-207273CCST</b>	<b>4,905</b>



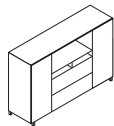
**49" Storage modules – 2 doors**

*Bookcases with doors, 4 adjustable shelves. Open storage space. 2 pigeonholes. Grommet on the back. Specify T at the end of the code for translucent doors.*

**Lateral file modules**

*2 file drawers with suspension bars. Lock.*

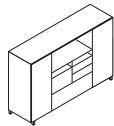
72 x 20 x 49	1796 x 500 x 1241	<b>C3-207249LFB</b>	<b>2,690</b>
72 x 20 x 49	1796 x 500 x 1241	<b>C3-207249LFBT</b>	<b>3,515</b>



**Mixed modules**

*2 box drawers, 2 file drawers with suspension bars. Lock. Pencil tray.*

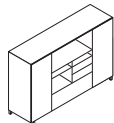
72 x 20 x 49	1796 x 500 x 1241	<b>C3-207249COB</b>	<b>2,946</b>
72 x 20 x 49	1796 x 500 x 1241	<b>C3-207249COBT</b>	<b>3,755</b>



**Open mixed modules**

*Open storage space. 2 box drawers. 1 file drawer with suspension bar. Lock. Pencil tray.*

72 x 20 x 49	1796 x 500 x 1241	<b>C3-207249CCB</b>	<b>2,763</b>
72 x 20 x 49	1796 x 500 x 1241	<b>C3-207249CCBT</b>	<b>3,457</b>



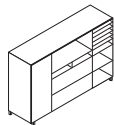
**49" Storage modules – 1 door**

*Reversible. Bookcase with door, 2 adjustable shelves. Open storage space. 8 pigeonholes. Open bookcase, adjustable shelf. Grommet on the back. A bridge-return can be attached. Specify T at the end of the code for translucent doors.*

**Lateral file modules**

*2 file drawers with suspension bars. Lock.*

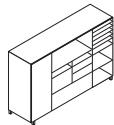
72 x 20 x 49	1796 x 500 x 1241	<b>C3-207249LFS</b>	<b>2,757</b>
72 x 20 x 49	1796 x 500 x 1241	<b>C3-207249LFST</b>	<b>3,150</b>



**Mixed modules**

*2 box drawers, 2 file drawers with suspension bars. Lock. Pencil tray.*

72 x 20 x 49	1796 x 500 x 1241	<b>C3-207249COS</b>	<b>2,998</b>
72 x 20 x 49	1796 x 500 x 1241	<b>C3-207249COST</b>	<b>3,410</b>



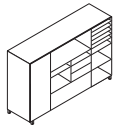
	W x D x H (in)	W x D x H (mm)	Code	Price (\$)
--	----------------	----------------	------	------------

**49" Storage modules – 1 door (cont'd)**

**Open mixed modules**

*Open storage space. 2 box drawers. 1 file drawer with suspension bar. Lock. Pencil tray.*

72 x 20 x 49	1796 x 500 x 1241	<b>C3-207249CCS</b>	<b>2,837</b>
72 x 20 x 49	1796 x 500 x 1241	<b>C3-207249CCST</b>	<b>3,243</b>



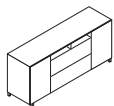
**33" Storage modules – 2 doors**

*Bookcases with doors, 2 adjustable shelves. 2 pigeonholes. Specify T at the end of the code for translucent doors.*

**Lateral file modules**

*2 file drawers with suspension bars. Lock.*

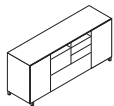
72 x 20 x 33	1796 x 500 x 834	<b>C3-207233LFB</b>	<b>2,379</b>
72 x 20 x 33	1796 x 500 x 834	<b>C3-207233LFBT</b>	<b>2,998</b>



**Mixed modules**

*2 box drawers, 2 file drawers with suspension bars. Lock. Pencil tray.*

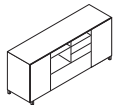
72 x 20 x 33	1796 x 500 x 834	<b>C3-207233COB</b>	<b>2,725</b>
72 x 20 x 33	1796 x 500 x 834	<b>C3-207233COBT</b>	<b>3,330</b>



**Open mixed modules**

*Open storage space. 2 box drawers. 1 file drawer with suspension bar. Lock. Pencil tray.*

72 x 20 x 33	1796 x 500 x 834	<b>C3-207233CCB</b>	<b>2,540</b>
72 x 20 x 33	1796 x 500 x 834	<b>C3-207233CCBT</b>	<b>3,111</b>



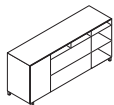
**33" Storage modules – 1 door**

*Reversible. Bookcase with doors, adjustable shelf. 3 pigeonholes. Open bookcase, adjustable shelf. A bridge-return can be attached. Specify T at the end of the code for translucent doors.*

**Lateral file modules**

*2 file drawers with suspension bars. Lock.*

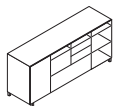
72 x 20 x 33	1796 x 500 x 834	<b>C3-207233LFS</b>	<b>2,313</b>
72 x 20 x 33	1796 x 500 x 834	<b>C3-207233LFST</b>	<b>2,620</b>



**Mixed modules**

*2 box drawers, 2 file drawers with suspension bars. Lock. Pencil tray.*

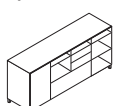
72 x 20 x 33	1796 x 500 x 834	<b>C3-207233COS</b>	<b>2,661</b>
72 x 20 x 33	1796 x 500 x 834	<b>C3-207233COST</b>	<b>2,952</b>



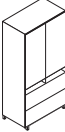
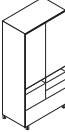
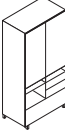
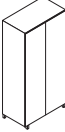
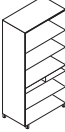
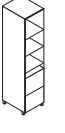
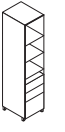

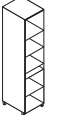
**Open mixed modules**

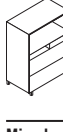
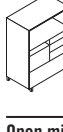
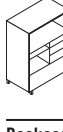
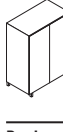
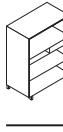
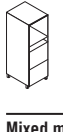
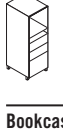
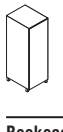
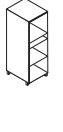
*Open storage space. 2 box drawers. 1 file drawer with suspension bar. Lock. Pencil tray.*








72 x 20 x 33	1796 x 500 x 834	<b>C3-207233CCS</b>	<b>2,492</b>
72 x 20 x 33	1796 x 500 x 834	<b>C3-207233CCST</b>	<b>2,770</b>







	W x D x H (in)	W x D x H (mm)	Code	Price (\$)
<b>73" COMPLEMENTARY STORAGE MODULES</b>				
<b>Lateral file modules</b>	<i>Bookcase with doors, 2 adjustable shelves. 2 pigeonholes. 2 file drawers with suspension bars. Lock. Grommet on the back. Specify T at the end of the code for translucent doors.</i>			
	36 x 20 x 73	900 x 500 x 1850	<b>C3-203673LF</b>	<b>2,620</b>
	36 x 20 x 73	900 x 500 x 1850	<b>C3-203673LFT</b>	<b>3,371</b>
<b>Mixed modules</b>	<i>Bookcase with doors, 2 adjustable shelves. 2 pigeonholes. 2 box drawers. 2 file drawers with suspension bars. Lock. Pencil tray. Grommet on the back. Specify T at the end of the code for translucent doors.</i>			
	36 x 20 x 73	900 x 500 x 1850	<b>C3-203673CO</b>	<b>2,884</b>
	36 x 20 x 73	900 x 500 x 1850	<b>C3-203673COT</b>	<b>3,609</b>
<b>Open mixed modules</b>	<i>Bookcase with doors, 2 adjustable shelves. 2 pigeonholes. Open storage space. 2 box drawers. 1 file drawer with suspension bar. Lock. Pencil tray. Grommet on the back. Specify T at the end of the code for translucent doors.</i>			
	36 x 20 x 73	900 x 500 x 1850	<b>C3-203673CC</b>	<b>2,690</b>
	36 x 20 x 73	900 x 500 x 1850	<b>C3-203673CCT</b>	<b>3,416</b>
<b>Bookcase modules with doors</b>	<i>3 adjustable shelves and 1 fixed shelf. 1 clothes hanger bar. Specify T at the end of the code for translucent doors.</i>			
	36 x 20 x 73	900 x 500 x 1850	<b>C3-203673B</b>	<b>1,807</b>
	36 x 20 x 73	900 x 500 x 1850	<b>C3-203673BT</b>	<b>2,865</b>
<b>Bookcase modules</b>	<i>Fixed shelf at 29". 3 adjustable shelves. 2 pigeonholes. Grommet on the back. A surface-return can be attached. 1 tone only.</i>			
	36 x 20 x 73	900 x 500 x 1850	<b>C3-BS203673</b>	<b>1,656</b>
<b>Lateral file module</b>	<i>Bookcase, 2 adjustable shelves. Pigeonhole. 2 file drawers with suspension bars. Lock.</i>			
	18 x 20 x 73	450 x 500 x 1850	<b>C3-201873FF</b>	<b>1,696</b>
<b>Mixed module</b>	<i>Bookcase, 2 adjustable shelves. Pigeonhole. 2 box drawers. 1 file drawer with suspension bar. Pencil tray. Lock.</i>			
	18 x 20 x 73	450 x 500 x 1850	<b>C3-201873UF</b>	<b>1,801</b>
<b>Bookcase modules with door</b>	<i>Reversible door. 4 adjustable shelves. Specify T at the end of the code for translucent door.</i>			
	18 x 20 x 73	450 x 500 x 1850	<b>C3-201873B</b>	<b>1,404</b>
	18 x 20 x 73	450 x 500 x 1850	<b>C3-201873BT</b>	<b>1,901</b>
<b>Bookcase module</b>	<i>3 adjustable shelves. Pigeonhole. A bridge-return can be attached. 1 tone only.</i>			
	18 x 20 x 73	450 x 500 x 1850	<b>C3-BS201873</b>	<b>1,242</b>


	W x D x H (in)	W x D x H (mm)	Code	Price (\$)
<b>49" COMPLEMENTARY STORAGE MODULES</b>				
<b>Lateral file module</b>	<i>Open storage space. 2 pigeonholes. 2 file drawers with suspension bars. Lock. Grommet on the back.</i>			
	36 x 20 x 49	900 x 500 x 1241	<b>C3-203649LF</b>	<b>1,736</b>
<b>Mixed module</b>	<i>Open storage space. 2 pigeonholes. 2 box drawers. 2 file drawers with suspension bars. Lock. Pencil tray. Grommet on the back.</i>			
	36 x 20 x 49	900 x 500 x 1241	<b>C3-203649CO</b>	<b>2,046</b>
<b>Open mixed module</b>	<i>Open storage space. 2 pigeonholes. 2 box drawers. 1 file drawer with suspension bar. Lock. Pencil tray. Grommet on the back.</i>			
	36 x 20 x 49	900 x 500 x 1241	<b>C3-203649CC</b>	<b>1,873</b>
<b>Bookcase modules with doors</b>	<i>2 adjustable shelves. 1 clothes hanger bar. Specify T at the end of the code for translucent doors.</i>			
	36 x 20 x 49	900 x 500 x 1241	<b>C3-203649B</b>	<b>1,337</b>
	36 x 20 x 49	900 x 500 x 1241	<b>C3-203649BT</b>	<b>2,104</b>
<b>Bookcase module</b>	<i>Open storage space. 2 pigeonholes. Fixed shelf at 29". Adjustable shelf. Grommet on the back. A surface-return can be attached. 1 tone only.</i>			
	36 x 20 x 49	900 x 500 x 1241	<b>C3-BS203649</b>	<b>1,216</b>
<b>Lateral file module</b>	<i>Open storage space. Pigeonhole. 2 file drawers with suspension bars. Lock.</i>			
	18 x 20 x 49	450 x 500 x 1241	<b>C3-201849FF</b>	<b>1,369</b>
<b>Mixed module</b>	<i>Open storage space. Pigeonhole. 2 box drawers. 1 file drawer with suspension bar. Pencil tray. Lock.</i>			
	18 x 20 x 49	450 x 500 x 1241	<b>C3-201849UF</b>	<b>1,462</b>
<b>Bookcase modules with door</b>	<i>Reversible door. 2 adjustable shelves. Specify T at the end of the code for translucent door.</i>			
	18 x 20 x 49	450 x 500 x 1241	<b>C3-201849B</b>	<b>1,085</b>
	18 x 20 x 49	450 x 500 x 1241	<b>C3-201849BT</b>	<b>1,423</b>
<b>Bookcase module</b>	<i>Open storage space. Pigeonhole. Adjustable shelf. A bridge-return can be attached. 1 tone only.</i>			
	18 x 20 x 49	450 x 500 x 1241	<b>C3-BS201849</b>	<b>984</b>


	W x D x H (in)	W x D x H (mm)	Code	Price (\$)
<b>33" COMPLEMENTARY STORAGE MODULES</b>				
<b>Lateral file module</b>	<i>2 pigeonholes. 2 file drawers with suspension bars. Lock.</i>			
	36 x 20 x 33	900 x 500 x 834	<b>C3-203633LF</b>	1,541
<b>Mixed module</b>	<i>2 pigeonholes. 2 box drawers. 2 file drawers with suspension bars. Lock. Pencil tray.</i>			
	36 x 20 x 33	900 x 500 x 834	<b>C3-203633C0</b>	1,834
<b>Open mixed module</b>	<i>2 pigeonholes. Open storage space. 2 box drawers. File drawer with suspension bar. Lock. Pencil tray.</i>			
	36 x 20 x 33	900 x 500 x 834	<b>C3-203633CC</b>	1,674
<b>Bookcase modules with doors</b>	<i>Adjustable shelf. Specify T at the end of the code for translucent doors.</i>			
	36 x 20 x 33	900 x 500 x 834	<b>C3-203633B</b>	1,125
	36 x 20 x 33	900 x 500 x 834	<b>C3-203633BT</b>	1,707
<b>Bookcase module</b>	<i>2 pigeonholes. Adjustable shelf. A surface-return can be attached. 1 tone only.</i>			
	36 x 20 x 33	900 x 500 x 834	<b>C3-BS203633</b>	970
<b>Lateral file module</b>	<i>Pigeonhole. 2 file drawers with suspension bars. Lock.</i>			
	18 x 20 x 33	450 x 500 x 834	<b>C3-201833FF</b>	1,210
<b>Mixed module</b>	<i>Pigeonhole. 2 box drawers. 1 file drawer with suspension bar. Lock. Pencil tray.</i>			
	18 x 20 x 33	450 x 500 x 834	<b>C3-201833UF</b>	1,317


	W x D x H (in)	W x D x H (mm)	Code	Price (\$)
<b>Bookcase modules with door</b>	<i>Reversible door. Adjustable shelf. Specify T at the end of the code for translucent door.</i>			
	18 x 20 x 33	450 x 500 x 834	<b>C3-201833B</b>	930
	18 x 20 x 33	450 x 500 x 834	<b>C3-201833BT</b>	1,183


<b>Bookcase module</b>	<i>Pigeonhole. Adjustable shelf. A bridge-return can be attached. 1 tone only.</i>			
	18 x 20 x 33	450 x 500 x 834	<b>C3-BS201833</b>	797


**COMPLEMENTARY FURNITURE**

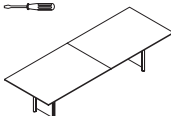
<b>Mobile pedestals</b>	<i>2 box drawers. 1 file drawer with suspension bar. Brakes on front casters. Lock. Pencil tray. Fits under a work surface. 1 tone only.</i>			
	15 x 23 x 27 $\frac{1}{2}$	390 x 575 x 689	<b>C3-MP1523UF</b>	1,077
	15 x 18 x 27 $\frac{1}{2}$	390 x 450 x 689	<b>C3-MP1518UF</b>	1,010

<b>Mobile pedestal</b>	<i>2 file drawers with suspension bars. Brakes on front casters. Lock. Fits under a work surface. 1 tone only.</i>			
	15 x 23 x 27 $\frac{1}{2}$	390 x 575 x 689	<b>C3-MP1523FF</b>	909

<b>Mobile pedestals</b>	<i>1 box drawer, 1 file drawer with suspension bar. Brakes on front casters. Lock. Pencil tray. Fits under a work surface. 1 tone only.</i>			
	15 x 23 x 20 $\frac{3}{4}$	390 x 575 x 527	<b>C3-MP1523F</b>	890
	15 x 18 x 20 $\frac{3}{4}$	390 x 450 x 527	<b>C3-MP1518F</b>	858

<b>Hanging combination pedestal</b>	<i>1 box drawer and 1 file drawer with suspension bar. Pencil tray. Lock. Must be installed under a work surface. 1 tone only.</i>			
	15 x 18 x 19 $\frac{1}{4}$	388 x 448 x 489	<b>C3-F</b>	744

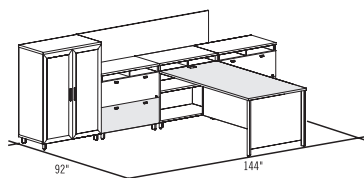
<b>Conference table</b>	<i>Cross base with anodized aluminum legs.</i>			
	42 x 42 x 29	1050 x 1050 x 735	<b>C3-R42CR</b>	957

<b>Conference tables</b>	<i>1" thick top. Laminate base with anodized aluminium legs.</i>			
	120 x 42 x 29	3000 x 1050 x 735	<b>C3-REC42120</b>	1,560
	96 x 42 x 29	2400 x 1050 x 735	<b>C3-REC4296</b>	1,170
	72 x 42 x 29	1800 x 1050 x 735	<b>C3-REC4272</b>	1,042
	120 x 48 x 29	3000 x 1200 x 735	<b>C3-REC48120</b>	1,696
	96 x 48 x 29	2400 x 1200 x 735	<b>C3-REC4896</b>	1,301

42" x 120" and 48" x 120": packaged in 2 boxes.

**SUGGESTIONS**

**C3-PLAN01**



Plan shown in Concept 3 Flyer:

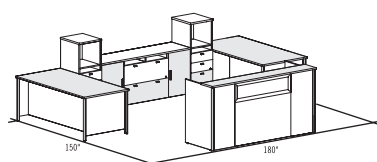
<b>C3-PLAN01</b>	<b>\$7,603</b>
1 C3-203649BT	
2 C3-203633LF	
1 C3-BS203633	
1 C3-RD3672	
1 LGC-TK8421M	

Cabinet with translucent doors (T).

Other option:

Cabinet with laminate doors.	<b>\$6,833</b>
------------------------------	----------------

**C3-PLAN02**



Plan shown in Concept 3 Flyer:

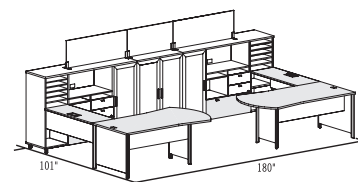
<b>C3-PLAN02</b>	<b>\$9,928</b>
2 C3-TD3672	
2 C3-201849UF	
1 C3-207233LFB	
1 C3-GS3084ST	

Cabinet with laminate doors.

Other option:

Cabinet with translucent doors (T).	<b>\$10,546</b>
-------------------------------------	-----------------

**C3-PLAN04**



Plan shown in Concept 3 Flyer:

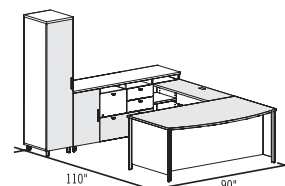
<b>C3-PLAN04</b>	<b>\$13,311</b>
2 C3-YTM3672	
2 C3-BR1848	
2 C3-207249CCST	
1 C3-203649BT	
3 CNNN-SCT3618	

Cabinets with translucent doors (T).

Other option:

Cabinets with laminate doors	<b>\$11,730</b>
------------------------------	-----------------

**C3-PLAN05**



Plan shown in Concept 3 Flyer:


<b>QSC3-PLAN05</b>	<b>\$5,647</b>
1 QSC3-201873B	
1 QSC3-207233COS	
1 QSC3-BR1848	
1 QSC3-TD4272A	

Cabinets with laminate doors.

Other option:

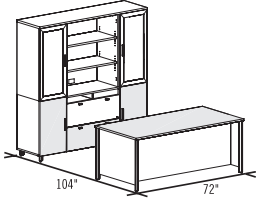
Cabinets with translucent doors (T).	<b>\$6,441</b>
--------------------------------------	----------------

 = ASSEMBLY REQUIRED

 = QUICKSHIP

# SUGGESTIONS

## C3-PLAN06



Plan shown in Concept 3 Flyer:

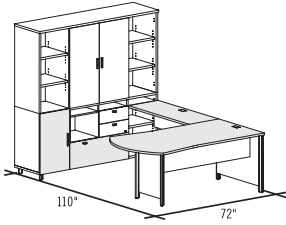
<b>QSC3-PLAN06</b>	<b>\$6,833</b>
1 QSC3-TD3672	
1 QSC3-207273LFBT	
1 QSC3-UF24	

Upper cabinet with translucent doors (T).

Other option:

Upper cabinet with laminate doors.	<b>\$6,087</b>
------------------------------------	----------------

## C3-PLAN07



Not shown in Concept 3 Flyer:

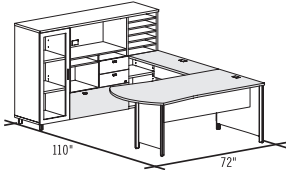
<b>QSC3-PLAN07</b>	<b>\$5,687</b>
1 QSC3-YTM3672	
1 QSC3-BR1848	
1 QSC3-207273CCS	

Upper cabinet with laminate doors.

Other option:

Upper cabinet with translucent doors (T).	<b>\$6,425</b>
---	----------------

## C3-PLAN08



Not shown in Concept 3 Flyer:

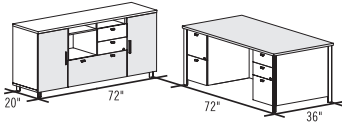
<b>QSC3-PLAN08</b>	<b>\$4,765</b>
1 QSC3-YTM3672	
1 QSC3-BR1848	
1 QSC3-207249CCST	

Cabinet with translucent door (T).

Other option:

Cabinet with laminate door.	<b>\$4,359</b>
-----------------------------	----------------

## C3-PLAN09



Not shown in Concept 3 Flyer:

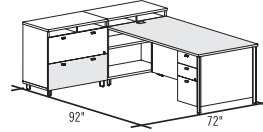
<b>QSC3-PLAN09</b>	<b>\$5,361</b>
1 QSC3-TD3672	
1 QSC3-207233CCB	
1 QSC3-UF24	
1 QSC3-FF24	

Cabinet with laminate doors.

Other option:

Cabinet with translucent doors (T)	<b>\$5,935</b>
------------------------------------	----------------

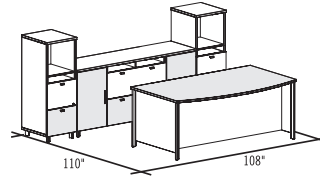
## C3-PLAN10



Not shown in Concept 3 Flyer:

<b>QSC3-PLAN10</b>	<b>\$4,352</b>
1 QSC3-RD3672	
1 QSC3-BS203633	
1 QSC3-203633LF	
1 QSC3-UF24	

## C3-PLAN12



Not shown in Concept 3 Flyer:

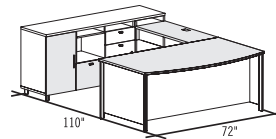
<b>C3-PLAN12</b>	<b>\$8,141</b>
1 C3-TD4272A	
1 C3-207233LFB	
2 C3-201849FF	
2 C3-UF24	

Cabinet with laminate doors.

Other option:

Cabinet with translucent doors (T).	<b>\$8,760</b>
-------------------------------------	----------------

## C3-PLAN13



Not shown in Concept 3 Flyer:

<b>C3-PLAN13</b>	<b>\$4,797</b>
1 C3-TD4272A	
1 C3-BR1848	
1 C3-207233CCS	
1 C3-UF24	

Cabinet with laminate doors.

Other option:

Cabinet with translucent doors (T).	<b>\$5,105</b>
-------------------------------------	----------------

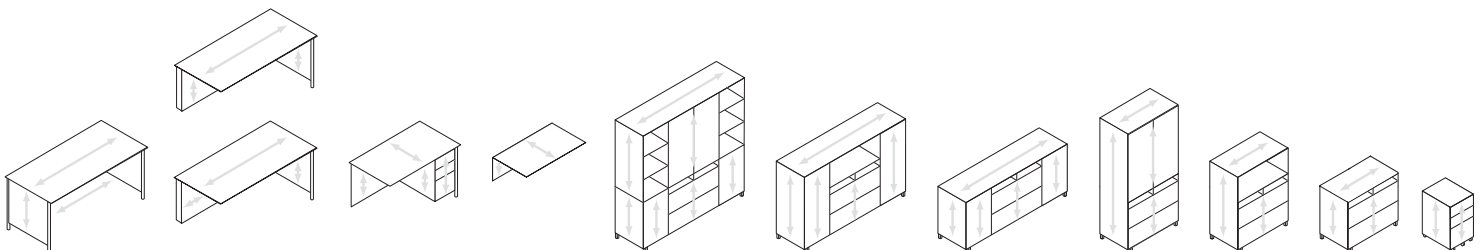
### READY TO SHIP IN 5 DAYS!

Several suggested layouts, components and accessories identified by this pictogram are part of the **Lacasse quick delivery program**.


Please refer to page 3 for complete program details.



### TYPICAL WOOD GRAIN DIRECTION FOR CONCEPT 3:



2-TONE LAMINATE APPLICATION: SHADED AREA CORRESPONDS TO THE FIRST CODE TO BE SPECIFIED. SECOND LAMINATE CODE WILL BE APPLIED TO THE REST OF THE PRODUCT.

 = QUICKSHIP


USA - JULY 2021

# CONCEPT 70

## EDGE BANDING

Furniture with 1½" (38 mm) thick tops.

### N Edge



Smooth, 1/8" (3 mm) thick edge.

The N edge is matched with the finish specified for the surface.


### Textured 1 Edge



Textured, 5/32" (4 mm) thick edge.

The textured 1 and 2 edges are available (and in matching color) ONLY when a BUC, CCL, CER, DCH, ERH, HZN, RAS, SAH or TOM wood grain finish for the surface.

### Textured 2 Edge



## HANDLES

A choice of two metal handles offered in three colors.



DA Anthracite Grey



DB Brass



DN Nickel



KA Anthracite Grey



KB Brass



KN Nickel

## CODIFICATION

Series	Options		
	Edgebanding	Handles	Accent color
7	N Smooth edge 1 Textured 1 edge 2 Textured 2 edge	D Straight K Classic	A Anthracite Grey B Brass N Nickel

## READY TO SHIP IN 5 DAYS!

Several suggested layouts, components and accessories identified by this pictogram are part of the **Lacasse quick delivery program**.

Please refer to page 3 for complete program details.



	W x D x H (in)	W x D x H (mm)	Code	Price (\$)
	<i>2 pedestals with locks, 2 box drawers and 2 file drawers with suspension bars. Pencil tray. Recessed, full-height modesty panel.</i>			
	84 x 36 x 29½	2100 x 900 x 748	7___-F3684F	2,120
	72 x 36 x 29½	1800 x 900 x 748	7___-F3672F	1,987
	72 x 30 x 29½	1800 x 750 x 748	7___-F3072F	1,920
	66 x 30 x 29½	1650 x 750 x 748	7___-F3066F	1,861
	60 x 30 x 29½	1500 x 750 x 748	7___-F3060F	1,801
<b>Specify the edge (N, 1, 2). Specify the handle code (D, K). Specify the accent color (A, B, N).</b>				

	W x D x H (in)	W x D x H (mm)	Code	Price (\$)
	<i>2 pedestals with locks, 2 box drawers and 2 file drawers with suspension bars. Pencil tray. Recessed, full-height modesty panel.</i>			
	84 x 42 x 29½	2100 x 1050 x 748	7___-F4284FA	2,466
	72 x 42 x 29½	1800 x 1050 x 748	7___-F4272FA	2,259
<b>Specify the edge (N, 1, 2). Specify the handle code (D, K). Specify the accent color (A, B, N).</b>				

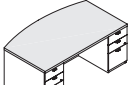

	W x D x H (in)	W x D x H (mm)	Code	Price (\$)
	<i>1 pedestal on left with lock, 1 box drawer and 1 file drawer with suspension bar. Pencil tray. Recessed, full-height modesty panel.</i>			
	84 x 36 x 29½	2100 x 900 x 748	7___-F3684S	1,716
	72 x 36 x 29½	1800 x 900 x 748	7___-F3672S	1,575
	72 x 30 x 29½	1800 x 750 x 748	7___-F3072S	1,515
	66 x 30 x 29½	1650 x 750 x 748	7___-F3066S	1,451
	60 x 30 x 29½	1500 x 750 x 748	7___-F3060S	1,388
	48 x 30 x 29½	1200 x 750 x 748	7___-F3048S	1,301
<b>Specify the edge (N, 1, 2). Specify the handle code (D, K). Specify the accent color (A, B, N).</b>				

	W x D x H (in)	W x D x H (mm)	Code	Price (\$)
	<i>1 pedestal on right with lock, 1 box drawer and 1 file drawer with suspension bar. Pencil tray. Recessed, full-height modesty panel.</i>			
	84 x 36 x 29½	2100 x 900 x 748	7___-S3684F	1,716
	72 x 36 x 29½	1800 x 900 x 748	7___-S3672F	1,575
	72 x 30 x 29½	1800 x 750 x 748	7___-S3072F	1,515
	66 x 30 x 29½	1650 x 750 x 748	7___-S3066F	1,451
	60 x 30 x 29½	1500 x 750 x 748	7___-S3060F	1,388
	48 x 30 x 29½	1200 x 750 x 748	7___-S3048F	1,301
<b>Specify the edge (N, 1, 2). Specify the handle code (D, K). Specify the accent color (A, B, N).</b>				

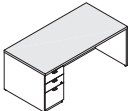




	W x D x H (in)	W x D x H (mm)	Code	Price (\$)
	<i>1 pedestal on left with lock, 1 box drawer and 1 file drawer with suspension bar. Pencil tray. Recessed, full-height modesty panel.</i>			
	84 x 42 x 29½	2100 x 1050 x 748	7___-F4284SA	2,120
	72 x 42 x 29½	1800 x 1050 x 748	7___-F4272SA	1,987
<b>Specify the edge (N, 1, 2). Specify the handle code (D, K). Specify the accent color (A, B, N).</b>				

	W x D x H (in)	W x D x H (mm)	Code	Price (\$)
	<i>1 pedestal on right with lock, 1 box drawer and 1 file drawer with suspension bar. Pencil tray. Recessed, full-height modesty panel.</i>			
	84 x 42 x 29½	2100 x 1050 x 748	7___-S4284FA	2,120
	72 x 42 x 29½	1800 x 1050 x 748	7___-S4272FA	1,987
<b>Specify the edge (N, 1, 2). Specify the handle code (D, K). Specify the accent color (A, B, N).</b>				

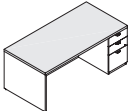




	W x D x H (in)	W x D x H (mm)	Code	Price (\$)
	<i>2 pedestals with locks, 4 box drawers and 2 file drawers with suspension bars. Pencil tray. Recessed, full-height modesty panel.</i>			
	84 x 36 x 29½	2100 x 900 x 748	7___-UF3684UF	2,532
	72 x 36 x 29½	1800 x 900 x 748	7___-UF3672UF	2,399
	72 x 30 x 29½	1800 x 750 x 748	7___-UF3072UF	2,333
	66 x 30 x 29½	1650 x 750 x 748	7___-UF3066UF	2,272
	60 x 30 x 29½	1500 x 750 x 748	7___-UF3060UF	2,213
<b>Specify the edge (N, 1, 2). Specify the handle code (D, K). Specify the accent color (A, B, N).</b>				

	W x D x H (in)	W x D x H (mm)	Code	Price (\$)
<b>Double pedestal bow front desks – low profile</b> 	<i>2 pedestals with locks, 4 box drawers and 2 file drawers with suspension bars. Pencil tray. Recessed, full-height modesty panel.</i>			
	84 x 42 x 29½	2100 x 1050 x 748	7___-UF4284UFA	2,837
	72 x 42 x 29½	1800 x 1050 x 748	7___-UF4272UFA 	2,705

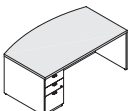

Specify the edge (N, 1, 2). Specify the handle code (D, K). Specify the accent color (A, B, N).

	W x D x H (in)	W x D x H (mm)	Code	Price (\$)
<b>Left single pedestal desks – low profile</b> 	<i>1 pedestal on left with lock, 2 box drawers and 1 file drawer with suspension bar. Pencil tray. Recessed, full-height modesty panel.</i>			
	84 x 36 x 29½	2100 x 900 x 748	7___-UF3684S	1,915
	72 x 36 x 29½	1800 x 900 x 748	7___-UF3672S 	1,782
	72 x 30 x 29½	1800 x 750 x 748	7___-UF3072S 	1,721
	66 x 30 x 29½	1650 x 750 x 748	7___-UF3066S 	1,656
	60 x 30 x 29½	1500 x 750 x 748	7___-UF3060S 	1,595

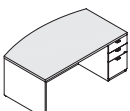

Specify the edge (N, 1, 2). Specify the handle code (D, K). Specify the accent color (A, B, N).

	W x D x H (in)	W x D x H (mm)	Code	Price (\$)
<b>Right single pedestal desks – low profile</b> 	<i>1 pedestal on right with lock, 2 box drawers and 1 file drawer with suspension bar. Pencil tray. Recessed, full-height modesty panel.</i>			
	84 x 36 x 29½	2100 x 900 x 748	7___-S3684UF	1,915
	72 x 36 x 29½	1800 x 900 x 748	7___-S3672UF 	1,782
	72 x 30 x 29½	1800 x 750 x 748	7___-S3072UF 	1,721
	66 x 30 x 29½	1650 x 750 x 748	7___-S3066UF 	1,656
	60 x 30 x 29½	1500 x 750 x 748	7___-S3060UF 	1,595

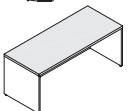
Specify the edge (N, 1, 2). Specify the handle code (D, K). Specify the accent color (A, B, N).

	W x D x H (in)	W x D x H (mm)	Code	Price (\$)
<b>Left single pedestal bow front desks – low profile</b> 	<i>1 pedestal on left with lock, 2 box drawers and 1 file drawer with suspension bar. Pencil tray. Recessed, full-height modesty panel.</i>			
	84 x 42 x 29½	2100 x 1050 x 748	7___-UF4284SA	2,325
	72 x 42 x 29½	1800 x 1050 x 748	7___-UF4272SA 	2,195

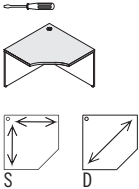

Specify the edge (N, 1, 2). Specify the handle code (D, K). Specify the accent color (A, B, N).

	W x D x H (in)	W x D x H (mm)	Code	Price (\$)
<b>Right single pedestal bow front desks – low profile</b> 	<i>1 pedestal on right with lock, 2 box drawers and 1 file drawer with suspension bar. Pencil tray. Recessed, full-height modesty panel.</i>			
	84 x 42 x 29½	2100 x 1050 x 748	7___-S4284UFA	2,325
	72 x 42 x 29½	1800 x 1050 x 748	7___-S4272UFA 	2,195

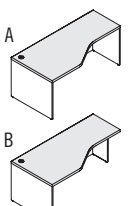

Specify the edge (N, 1, 2). Specify the handle code (D, K). Specify the accent color (A, B, N).

	W x D x H (in)	W x D x H (mm)	Code	Price (\$)
<b>Desk shells</b> 	<i>Recessed, full-height modesty panel. Can accommodate 1 or 2 pedestals.</i>			
	72 x 36 x 29½	1800 x 900 x 748	7_NN-TDM3672	1,063
	72 x 30 x 29½	1800 x 750 x 748	7_NN-TDM3072	1,016
	66 x 30 x 29½	1650 x 750 x 748	7_NN-TDM3066	975
	60 x 30 x 29½	1500 x 750 x 748	7_NN-TDM3060	938

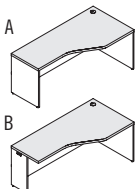

Specify the edge (N, 1, 2).

	W x D x H (in)	W x D x H (mm)	Code	Price (\$)	
<b>Corner modules</b> 	<i>Full-height modesty panel. 1 grommet. Must be attached to a work surface.</i>				
	Surface	48"/30"	42"/24"	36"/24"	36"/18"
	R1	25½" (637 mm)	25½" (637 mm)	16½" (424 mm)	25½" (637 mm)
		48 x 48 x 29½	1200 x 1200 x 748	7_NN-CM4830S	1,197
	42 x 42 x 29½	1050 x 1050 x 748	7_NN-CM4224S 	1,085	
	36 x 36 x 29½	900 x 900 x 748	7_NN-CM3624S	930	
	36 x 36 x 29½	900 x 900 x 748	7_NN-CM3618S	930	

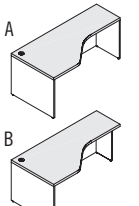
Specify the edge (N, 1, 2).  
Diagonal wood grain: change S to D, add 10% to the price.

	W x D x H (in)	W x D x H (mm)	Code	Price (\$)
<b>Right extended corner modules – 24" D</b> 	<i>Full-height modesty panel. 1 grommet.</i>			
	Surface	72"/36"	66"/36"	R1: 21¼" (573 mm) 15¼" (387 mm)
	72 x 36 x 29½	1800 x 900 x 748	7_NN-CM367224_ 	1,317
	66 x 36 x 29½	1650 x 900 x 748	7_NN-CM366624_	1,235

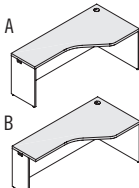
Specify the edge (N, 1, 2). Specify panel legs (A, B).

	W x D x H (in)	W x D x H (mm)	Code	Price (\$)
<b>Left extended corner modules – 24" D</b> 	<i>Full-height modesty panel. 1 grommet.</i>			
	Surface	72"/36"	66"/36"	R1: 21¼" (573 mm) 15¼" (387 mm)
	72 x 36 x 29½	1800 x 900 x 748	7_NN-CM723624_ 	1,317
	66 x 36 x 29½	1650 x 900 x 748	7_NN-CM663624_	1,235

Specify the edge (N, 1, 2). Specify panel legs (A, B).

	W x D x H (in)	W x D x H (mm)	Code	Price (\$)
<b>Right extended corner modules – 20" D</b> 	<i>Full-height modesty panel. 1 grommet.</i>			
	Surface	72"/36"	66"/36"	R1: 23½" (608 mm) 18½" (459 mm)
	72 x 36 x 29½	1800 x 900 x 748	7_NN-CM367220_	1,317
	66 x 36 x 29½	1650 x 900 x 748	7_NN-CM366620_	1,235

Specify the edge (N, 1, 2). Specify panel legs (A, B).

	W x D x H (in)	W x D x H (mm)	Code	Price (\$)
<b>Left extended corner modules – 20" D</b> 	<i>Full-height modesty panel. 1 grommet.</i>			
	Surface	72"/36"	66"/36"	R1: 23½" (608 mm) 18½" (459 mm)
	72 x 36 x 29½	1800 x 900 x 748	7_NN-CM723620_	1,317
	66 x 36 x 29½	1650 x 900 x 748	7_NN-CM663620_	1,235

Specify the edge (N, 1, 2). Specify panel legs (A, B).



	W x D x H (in)	W x D x H (mm)	Code	Price (\$)
<b>Rectangular tables – 30" D</b>	<i>Full-height modesty panel. 1 grommet.</i>			
	A	B	B	C
	72 x 30 x 29½	1800 x 750 x 748	<b>7_NN-DT3072_</b>	<b>991</b>
	66 x 30 x 29½	1650 x 750 x 748	<b>7_NN-DT3066_</b>	<b>957</b>
	60 x 30 x 29½	1500 x 750 x 748	<b>7_NN-DT3060_</b>	<b>923</b>
	54 x 30 x 29½	1350 x 750 x 748	<b>7_NN-DT3054_</b>	<b>884</b>
	48 x 30 x 29½	1200 x 750 x 748	<b>7_NN-DT3048_</b>	<b>824</b>
	42 x 30 x 29½	1050 x 750 x 748	<b>7_NN-DT3042_</b>	<b>777</b>
	36 x 30 x 29½	900 x 750 x 748	<b>7_NN-DT3036_</b>	<b>744</b>
	30 x 30 x 29½	750 x 750 x 748	<b>7_NN-DT3030_</b>	<b>711</b>
	24 x 30 x 29½	600 x 750 x 748	<b>7_NN-DT3024_</b>	<b>678</b>
	<b>Specify the edge (N, 1, 2). Specify panel legs (A, B, C).</b>			

	W x D x H (in)	W x D x H (mm)	Code	Price (\$)
<b>Rectangular tables – 24" D</b>	<i>Full-height modesty panel. 1 grommet.</i>			
	A	B	B	C
	72 x 24 x 29½	1800 x 600 x 748	<b>7_NN-DT2472_</b>	<b>962</b>
	66 x 24 x 29½	1650 x 600 x 748	<b>7_NN-DT2466_</b>	<b>923</b>
	60 x 24 x 29½	1500 x 600 x 748	<b>7_NN-DT2460_</b>	<b>887</b>
	54 x 24 x 29½	1350 x 600 x 748	<b>7_NN-DT2454_</b>	<b>847</b>
	48 x 24 x 29½	1200 x 600 x 748	<b>7_NN-DT2448_</b>	<b>795</b>
	42 x 24 x 29½	1050 x 600 x 748	<b>7_NN-DT2442_</b>	<b>751</b>
	36 x 24 x 29½	900 x 600 x 748	<b>7_NN-DT2436_</b>	<b>715</b>
	30 x 24 x 29½	750 x 600 x 748	<b>7_NN-DT2430_</b>	<b>665</b>
	24 x 24 x 29½	600 x 600 x 748	<b>7_NN-DT2424_</b>	<b>641</b>
	<b>Specify the edge (N, 1, 2). Specify panel legs (A, B, C).</b>			

	W x D x H (in)	W x D x H (mm)	Code	Price (\$)
<b>Rectangular tables – 20" D</b>	<i>Full-height modesty panel. 1 grommet.</i>			
	A	B	B	C
	72 x 20 x 29½	1800 x 500 x 748	<b>7_NN-DT2072_</b>	<b>930</b>
	66 x 20 x 29½	1650 x 500 x 748	<b>7_NN-DT2066_</b>	<b>890</b>
	60 x 20 x 29½	1500 x 500 x 748	<b>7_NN-DT2060_</b>	<b>852</b>
	54 x 20 x 29½	1350 x 500 x 748	<b>7_NN-DT2054_</b>	<b>811</b>
	48 x 20 x 29½	1200 x 500 x 748	<b>7_NN-DT2048_</b>	<b>764</b>
	42 x 20 x 29½	1050 x 500 x 748	<b>7_NN-DT2042_</b>	<b>723</b>
	36 x 20 x 29½	900 x 500 x 748	<b>7_NN-DT2036_</b>	<b>685</b>
	30 x 20 x 29½	750 x 500 x 748	<b>7_NN-DT2030_</b>	<b>643</b>
	24 x 20 x 29½	600 x 500 x 748	<b>7_NN-DT2024_</b>	<b>603</b>
	<b>Specify the edge (N, 1, 2). Specify panel legs (A, B, C).</b>			

	W x D x H (in)	W x D x H (mm)	Code	Price (\$)
<b>Asymmetrical tables – 30" D</b>	<i>To complete a standard corner module. Full-height modesty panel. 1 grommet.</i>			
	B	C		
	54 x 30 x 29½	1350 x 750 x 748	<b>7_NN-AT305424_</b>	<b>918</b>
	48 x 30 x 29½	1200 x 750 x 748	<b>7_NN-AT304824_</b>	<b>852</b>
	42 x 30 x 29½	1050 x 750 x 748	<b>7_NN-AT304224_</b>	<b>824</b>
	36 x 30 x 29½	900 x 750 x 748	<b>7_NN-AT303624_</b>	<b>777</b>
	30 x 30 x 29½	750 x 750 x 748	<b>7_NN-AT303024_</b>	<b>744</b>
	<b>Specify the edge (N, 1, 2). Specify panel legs (B, C).</b>			

	W x D x H (in)	W x D x H (mm)	Code	Price (\$)
<b>Asymmetrical tables – 30" D</b>	<i>To complete a standard corner module. Full-height modesty panel. 1 grommet.</i>			
	B	C		
	54 x 30 x 29½	1350 x 750 x 748	<b>7_NN-AT245430_</b>	<b>918</b>
	48 x 30 x 29½	1200 x 750 x 748	<b>7_NN-AT244830_</b>	<b>852</b>
	42 x 30 x 29½	1050 x 750 x 748	<b>7_NN-AT244230_</b>	<b>824</b>
	36 x 30 x 29½	900 x 750 x 748	<b>7_NN-AT243630_</b>	<b>777</b>
	30 x 30 x 29½	750 x 750 x 748	<b>7_NN-AT243030_</b>	<b>744</b>
	<b>Specify the edge (N, 1, 2). Specify panel legs (B, C).</b>			

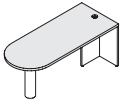

	W x D x H (in)	W x D x H (mm)	Code	Price (\$)
<b>Asymmetrical tables – 24" D</b>	<i>To complete a standard corner module. Full-height modesty panel. 1 grommet.</i>			
	B	C		
	54 x 24 x 29½	1350 x 600 x 748	<b>7_NN-AT245418_</b>	<b>878</b>
	48 x 24 x 29½	1200 x 600 x 748	<b>7_NN-AT244818_</b>	<b>824</b>
	42 x 24 x 29½	1050 x 600 x 748	<b>7_NN-AT244218_</b>	<b>777</b>
	36 x 24 x 29½	900 x 600 x 748	<b>7_NN-AT243618_</b>	<b>744</b>
	30 x 24 x 29½	750 x 600 x 748	<b>7_NN-AT243018_</b>	<b>711</b>
	<b>Specify the edge (N, 1, 2). Specify panel legs (B, C).</b>			

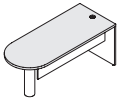
	W x D x H (in)	W x D x H (mm)	Code	Price (\$)
<b>Asymmetrical tables – 24" D</b>	<i>To complete a standard corner module. Full-height modesty panel. 1 grommet.</i>			
	B	C		
	54 x 24 x 29½	1350 x 600 x 748	<b>7_NN-AT185424_</b>	<b>878</b>
	48 x 24 x 29½	1200 x 600 x 748	<b>7_NN-AT184824_</b>	<b>824</b>
	42 x 24 x 29½	1050 x 600 x 748	<b>7_NN-AT184224_</b>	<b>777</b>
	36 x 24 x 29½	900 x 600 x 748	<b>7_NN-AT183624_</b>	<b>744</b>
	30 x 24 x 29½	750 x 600 x 748	<b>7_NN-AT183024_</b>	<b>711</b>
	<b>Specify the edge (N, 1, 2). Specify panel legs (B, C).</b>			

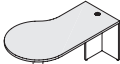
	W x D x H (in)	W x D x H (mm)	Code	Price (\$)
<b>D-shaped surfaces</b>	<i>Steel leg: A Anthracite Grey. Must be attached to a work surface.</i>			
	72 x 36 x 29½	1800 x 900 x 748	<b>7_NA-BU3672_</b>	<b>984</b>
	72 x 30 x 29½	1800 x 750 x 748	<b>7_NA-BU3072_</b>	<b>909</b>
	66 x 30 x 29½	1650 x 750 x 748	<b>7_NA-BU3066_</b>	<b>864</b>
	60 x 30 x 29½	1500 x 750 x 748	<b>7_NA-BU3060_</b>	<b>824</b>
	66 x 24 x 29½	1650 x 600 x 748	<b>7_NA-BU2466_</b>	<b>784</b>
	60 x 24 x 29½	1500 x 600 x 748	<b>7_NA-BU2460_</b>	<b>730</b>
	48 x 24 x 29½	1200 x 600 x 748	<b>7_NA-BU2448_</b>	<b>692</b>
	<b>Specify the edge (N, 1, 2).</b>			

	Surface	R1	Code	Price (\$)
	54"/30"	39½" (992 mm)		
	48"/30"	33½" (843 mm)		
	42"/30"	27¼" (692 mm)		
	36"/30"	21½" (543 mm)		
	30"/30"	15½" (394 mm)		

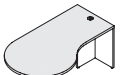
**Specify the edge (N, 1, 2).**

	W x D x H (in)	W x D x H (mm)	Code		Price (\$)
<b>D-shaped work tables</b>	<i>Steel leg: A Anthracite Grey. 1 grommet. Must be attached to a work surface.</i>				
	72 x 36 x 29½	1800 x 900 x 748	7_NA-BT3672		1,130
	72 x 30 x 29½	1800 x 750 x 748	7_NA-BT3072		1,085
	66 x 30 x 29½	1650 x 750 x 748	7_NA-BT3066		1,042
	60 x 30 x 29½	1500 x 750 x 748	7_NA-BT3060		991
Packaged in 2 boxes.	66 x 24 x 29½	1650 x 600 x 748	7_NA-BT2466		964
Steel leg options, change A to:	60 x 24 x 29½	1500 x 600 x 748	7_NA-BT2460		923
B Brass, add \$266;	48 x 24 x 29½	1200 x 600 x 748	7_NA-BT2448		884
N Nickel, add \$266.	<b>Specify the edge (N, 1, 2).</b>				

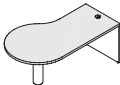
	W x D x H (in)	W x D x H (mm)	Code		Price (\$)
<b>D-shaped work tables</b>	<i>Reversible modesty panel. Steel leg: A Anthracite Grey. 1 grommet. Must be attached to a work surface.</i>				
	72 x 36 x 29½	1800 x 900 x 748	7_NA-BTM3672		1,235
	72 x 30 x 29½	1800 x 750 x 748	7_NA-BTM3072		1,183
	66 x 30 x 29½	1650 x 750 x 748	7_NA-BTM3066		1,137
	60 x 30 x 29½	1500 x 750 x 748	7_NA-BTM3060		1,101
Packaged in 2 boxes.	<b>Specify the edge (N, 1, 2).</b>				
Steel leg options, change A to:					
B Brass, add \$266;					
N Nickel, add \$266.					

	W x D x H (in)	W x D x H (mm)	Code		Price (\$)
<b>Left P-shaped work tables</b>	<i>Steel leg: A Anthracite Grey. 1 grommet. Must be attached to a work surface.</i>				
	72 x 42 x 29½	1800 x 1050 x 748	7_NA-PT3072		1,242
	66 x 42 x 29½	1650 x 1050 x 748	7_NA-PT3066		1,216
	60 x 42 x 29½	1500 x 1050 x 748	7_NA-PT3060		1,191
Packaged in 2 boxes.	<b>Specify the edge (N, 1, 2).</b>				

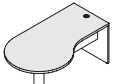
Steel leg options, change A to:  
B Brass, add \$266;  
N Nickel, add \$266.

	W x D x H (in)	W x D x H (mm)	Code		Price (\$)
<b>Right P-shaped work tables</b>	<i>Steel leg: A Anthracite Grey. 1 grommet. Must be attached to a work surface.</i>				
	72 x 42 x 29½	1800 x 1050 x 748	7_NA-3072PT		1,242
	66 x 42 x 29½	1650 x 1050 x 748	7_NA-3066PT		1,216
	60 x 42 x 29½	1500 x 1050 x 748	7_NA-3060PT		1,191
Packaged in 2 boxes.	<b>Specify the edge (N, 1, 2).</b>				

Steel leg options, change A to:  
B Brass, add \$266;  
N Nickel, add \$266.

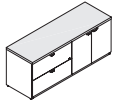


	W x D x H (in)	W x D x H (mm)	Code		Price (\$)
<b>Left P-shaped work tables</b>	<i>Modesty panel. Steel leg: A Anthracite Grey. 1 grommet. Must be attached to a work surface.</i>				
	72 x 42 x 29½	1800 x 1050 x 748	7_NA-PTM3072		1,324
	66 x 42 x 29½	1650 x 1050 x 748	7_NA-PTM3066		1,296
	60 x 42 x 29½	1500 x 1050 x 748	7_NA-PTM3060		1,262
Packaged in 2 boxes.	<b>Specify the edge (N, 1, 2).</b>				

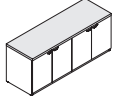
Steel leg options, change A to:  
B Brass, add \$266;  
N Nickel, add \$266.

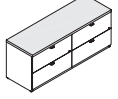


	W x D x H (in)	W x D x H (mm)	Code		Price (\$)
<b>Right P-shaped work tables</b>	<i>Modesty panel. Steel leg: A Anthracite Grey. 1 grommet. Must be attached to a work surface.</i>				
	72 x 42 x 29½	1800 x 1050 x 748	7_NA-3072PTM		1,324
	66 x 42 x 29½	1650 x 1050 x 748	7_NA-3066PTM		1,296
	60 x 42 x 29½	1500 x 1050 x 748	7_NA-3060PTM		1,262
Packaged in 2 boxes.	<b>Specify the edge (N, 1, 2).</b>				

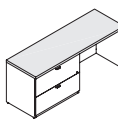


Steel leg options, change A to:  
B Brass, add \$266;  
N Nickel, add \$266.

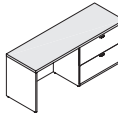


 = QUICKSHIP     = ASSEMBLY REQUIRED


	W x D x H (in)	W x D x H (mm)	Code		Price (\$)
<b>Lateral file / bookcase credenzas</b>	<i>2 file drawers with suspension bars. Bookcase unit with doors and adjustable shelf. Locks.</i>				
	72 x 24 x 29½	1800 x 600 x 748	7___-LF2472B		2,125
	72 x 20 x 29½	1800 x 500 x 748	7___-LF2072B		1,980
<b>Specify the edge (N, 1, 2). Specify the handle code (D, K). Specify the accent color (A, B, N).</b>					


	W x D x H (in)	W x D x H (mm)	Code		Price (\$)
<b>Bookcase credenzas</b>	<i>Storage unit with doors and adjustable shelves. Locks.</i>				
	72 x 24 x 29½	1800 x 600 x 748	7___-B2472B		1,933
	72 x 20 x 29½	1800 x 500 x 748	7___-B2072B		1,794
<b>Specify the edge (N, 1, 2). Specify the handle code (D, K). Specify the accent color (A, B, N).</b>					


	W x D x H (in)	W x D x H (mm)	Code		Price (\$)
<b>Lateral file credenzas</b>	<i>4 file drawers with suspension bars. Locks. Optional counterweights to meet BIFMA standards, refer to page 149.</i>				
	72 x 24 x 29½	1800 x 600 x 748	7___-LF2472LF		2,333
	72 x 20 x 29½	1800 x 500 x 748	7___-LF2072LF		2,200
<b>Specify the edge (N, 1, 2). Specify the handle code (D, K). Specify the accent color (A, B, N).</b>					

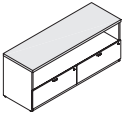
	W x D x H (in)	W x D x H (mm)	Code		Price (\$)
<b>Left lateral file credenzas</b>	<i>2 file drawers on left with suspension bars. Lock. Grommet on back.</i>				
	72 x 24 x 29½	1800 x 600 x 748	7___-LF2472S		1,840
	66 x 24 x 29½	1650 x 600 x 748	7___-LF2466S		1,773
	60 x 24 x 29½	1500 x 600 x 748	7___-LF2460S		1,696
	72 x 20 x 29½	1800 x 500 x 748	7___-LF2072S		1,696
	66 x 20 x 29½	1650 x 500 x 748	7___-LF2066S		1,635
	60 x 20 x 29½	1500 x 500 x 748	7___-LF2060S		1,588
<b>Specify the edge (N, 1, 2). Specify the handle code (D, K). Specify the accent color (A, B, N).</b>					

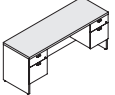
	W x D x H (in)	W x D x H (mm)	Code		Price (\$)
<b>Right lateral file credenzas</b>	<i>2 file drawers on right with suspension bars. Lock. Grommet on back.</i>				
	72 x 24 x 29½	1800 x 600 x 748	7___-S2472LF		1,840
	66 x 24 x 29½	1650 x 600 x 748	7___-S2466LF		1,773
	60 x 24 x 29½	1500 x 600 x 748	7___-S2460LF		1,696
	72 x 20 x 29½	1800 x 500 x 748	7___-S2072LF		1,696
	66 x 20 x 29½	1650 x 500 x 748	7___-S2066LF		1,635
	60 x 20 x 29½	1500 x 500 x 748	7___-S2060LF		1,588
<b>Specify the edge (N, 1, 2). Specify the handle code (D, K). Specify the accent color (A, B, N).</b>					

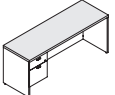
	W x D x H (in)	W x D x H (mm)	Code		Price (\$)
<b>Left open bookcase credenzas</b>	<i>1 adjustable shelf. Full-height modesty panel. Grommet on back.</i>				
	72 x 24 x 29½	1800 x 600 x 748	7_NN-BE2472S		1,456
	72 x 20 x 29½	1800 x 500 x 748	7_NN-BE2072S		1,376
<b>Specify the edge (N, 1, 2).</b>					

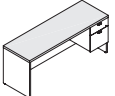
	W x D x H (in)	W x D x H (mm)	Code		Price (\$)
<b>Right open bookcase credenzas</b>	<i>1 adjustable shelf. Full-height modesty panel. Grommet on back.</i>				
	72 x 24 x 29½	1800 x 600 x 748	7_NN-S2472BE		1,456
	72 x 20 x 29½	1800 x 500 x 748	7_NN-S2072BE		1,376
<b>Specify the edge (N, 1, 2).</b>					

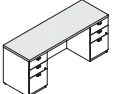
	W x D x H (in)	W x D x H (mm)	Code		Price (\$)
<b>Open bookcase credenzas</b>	<i>1 adjustable shelf on each side.</i>				
	72 x 24 x 29½	1800 x 600 x 748	7_NN-BE2472BE		1,582
	72 x 20 x 29½	1800 x 500 x 748	7_NN-BE2072BE		1,508
<b>Specify the edge (N, 1, 2).</b>					

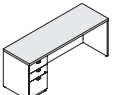
	W x D x H (in)	W x D x H (mm)	Code	Price (\$)
<b>Lateral file credenzas</b> 	<i>Open space on top and 2 lateral file drawers on bottom with suspension bars. Locks. Grommet on back. Optional counterweights to meet BIFMA standards, refer to page 149.</i>			
	72 x 24 x 29½	1800 x 600 x 748	7___-SLF2472	1,828
	72 x 20 x 29½	1800 x 500 x 748	7___-SLF2072	1,761
<b>Specify the edge (N, 1, 2). Specify the handle code (D, K). Specify the accent color (A, B, N).</b>				

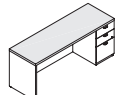
	W x D x H (in)	W x D x H (mm)	Code	Price (\$)
<b>Double pedestal credenzas</b> 	<i>2 pedestals with locks, 2 box drawers and 2 file drawers with suspension bars. Pencil tray. Grommet on back.</i>			
	72 x 24 x 29½	1800 x 600 x 748	7___-F2472KF	1,736
	66 x 24 x 29½	1650 x 600 x 748	7___-F2466KF	1,721
	60 x 24 x 29½	1500 x 600 x 748	7___-F2460KF	1,696
	72 x 20 x 29½	1800 x 500 x 748	7___-F2072KF	1,608
	66 x 20 x 29½	1650 x 500 x 748	7___-F2066KF	1,582
	60 x 20 x 29½	1500 x 500 x 748	7___-F2060KF	1,553
<b>Specify the edge (N, 1, 2). Specify the handle code (D, K). Specify the accent color (A, B, N).</b>				


	W x D x H (in)	W x D x H (mm)	Code	Price (\$)
<b>Left single pedestal credenzas</b> 	<i>1 pedestal on left with lock, 1 box drawer and 1 file drawer with suspension bar. Pencil tray. Grommet on back.</i>			
	72 x 24 x 29½	1800 x 600 x 748	7___-F2472S	1,383
	66 x 24 x 29½	1650 x 600 x 748	7___-F2466S	1,353
	60 x 24 x 29½	1500 x 600 x 748	7___-F2460S	1,329
	72 x 20 x 29½	1800 x 500 x 748	7___-F2072S	1,353
	66 x 20 x 29½	1650 x 500 x 748	7___-F2066S	1,329
	60 x 20 x 29½	1500 x 500 x 748	7___-F2060S	1,301
<b>Specify the edge (N, 1, 2). Specify the handle code (D, K). Specify the accent color (A, B, N).</b>				


	W x D x H (in)	W x D x H (mm)	Code	Price (\$)
<b>Right single pedestal credenzas</b> 	<i>1 pedestal on right with lock, 1 box drawer and 1 file drawer with suspension bar. Pencil tray. Grommet on back.</i>			
	72 x 24 x 29½	1800 x 600 x 748	7___-S2472F	1,383
	66 x 24 x 29½	1650 x 600 x 748	7___-S2466F	1,353
	60 x 24 x 29½	1500 x 600 x 748	7___-S2460F	1,329
	72 x 20 x 29½	1800 x 500 x 748	7___-S2072F	1,353
	66 x 20 x 29½	1650 x 500 x 748	7___-S2066F	1,329
	60 x 20 x 29½	1500 x 500 x 748	7___-S2060F	1,301
<b>Specify the edge (N, 1, 2). Specify the handle code (D, K). Specify the accent color (A, B, N).</b>				


	W x D x H (in)	W x D x H (mm)	Code	Price (\$)
<b>Double pedestal credenzas – low profile</b> 	<i>2 pedestals with locks, 4 box drawers and 2 file drawers with suspension bars. Pencil tray. Grommet on back.</i>			
	72 x 24 x 29½	1800 x 600 x 748	7___-UF2472UF	2,160
	66 x 24 x 29½	1650 x 600 x 748	7___-UF2466UF	2,147
	60 x 24 x 29½	1500 x 600 x 748	7___-UF2460UF	2,120
	72 x 20 x 29½	1800 x 500 x 748	7___-UF2072UF	2,034
	66 x 20 x 29½	1650 x 500 x 748	7___-UF2066UF	2,006
	60 x 20 x 29½	1500 x 500 x 748	7___-UF2060UF	1,980
<b>Specify the edge (N, 1, 2). Specify the handle code (D, K). Specify the accent color (A, B, N).</b>				


	W x D x H (in)	W x D x H (mm)	Code	Price (\$)
<b>Left single pedestal credenzas – low profile</b> 	<i>1 pedestal on left with lock, 2 box drawers and 1 file drawer with suspension bar. Pencil tray. Grommet on back.</i>			
	72 x 24 x 29½	1800 x 600 x 748	7___-UF2472S	1,595
	66 x 24 x 29½	1650 x 600 x 748	7___-UF2466S	1,570
	60 x 24 x 29½	1500 x 600 x 748	7___-UF2460S	1,541
	72 x 20 x 29½	1800 x 500 x 748	7___-UF2072S	1,570
	66 x 20 x 29½	1650 x 500 x 748	7___-UF2066S	1,541
	60 x 20 x 29½	1500 x 500 x 748	7___-UF2060S	1,508
<b>Specify the edge (N, 1, 2). Specify the handle code (D, K). Specify the accent color (A, B, N).</b>				


	W x D x H (in)	W x D x H (mm)	Code	Price (\$)
<b>Right single pedestal credenzas – low profile</b> 	<i>1 pedestal on right with lock, 2 box drawers and 1 file drawer with suspension bar. Pencil tray. Grommet on back.</i>			
	72 x 24 x 29½	1800 x 600 x 748	7___-S2472UF	1,595
	66 x 24 x 29½	1650 x 600 x 748	7___-S2466UF	1,570
	60 x 24 x 29½	1500 x 600 x 748	7___-S2460UF	1,541
	72 x 20 x 29½	1800 x 500 x 748	7___-S2072UF	1,570
	66 x 20 x 29½	1650 x 500 x 748	7___-S2066UF	1,541
	60 x 20 x 29½	1500 x 500 x 748	7___-S2060UF	1,508
<b>Specify the edge (N, 1, 2). Specify the handle code (D, K). Specify the accent color (A, B, N).</b>				


	W x D x H (in)	W x D x H (mm)	Code	Price (\$)
<b>Return shells</b> 	<i>Reversible. Grommet. Can accommodate 1 pedestal.</i>			
	48 x 24 x 29½	1200 x 600 x 748	7__-NN-R2448S	620
	42 x 24 x 29½	1050 x 600 x 748	7__-NN-R2442S	578
	48 x 20 x 29½	1200 x 500 x 748	7__-NN-R2448S	558
	42 x 20 x 29½	1050 x 500 x 748	7__-NN-R2042S	519
<b>Specify the edge (N, 1, 2).</b>				

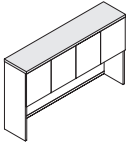
	W x D x H (in)	W x D x H (mm)	Code	Price (\$)
<b>Left executive returns</b> 	<i>1 pedestal on left with lock, 1 box drawer and 1 file drawer with suspension bar. Pencil tray. Grommet.</i>			
	48 x 24 x 29½	1200 x 600 x 748	7___-F2448R	1,109
	42 x 24 x 29½	1050 x 600 x 748	7___-F2442R	1,057
	48 x 20 x 29½	1200 x 500 x 748	7___-F2048R	1,063
	42 x 20 x 29½	1050 x 500 x 748	7___-F2042R	1,036
<b>Specify the edge (N, 1, 2). Specify the handle code (D, K). Specify the accent color (A, B, N).</b>				

	W x D x H (in)	W x D x H (mm)	Code	Price (\$)
<b>Right executive returns</b> 	<i>1 pedestal on right with lock, 1 box drawer and 1 file drawer with suspension bar. Pencil tray. Grommet.</i>			
	48 x 24 x 29½	1200 x 600 x 748	7___-R2448F	1,109
	42 x 24 x 29½	1050 x 600 x 748	7___-R2442F	1,057
	48 x 20 x 29½	1200 x 500 x 748	7___-R2048F	1,063
	42 x 20 x 29½	1050 x 500 x 748	7___-R2042F	1,036
<b>Specify the edge (N, 1, 2). Specify the handle code (D, K). Specify the accent color (A, B, N).</b>				

	W x D x H (in)	W x D x H (mm)	Code	Price (\$)
<b>Left executive returns – low profile</b> 	<i>1 pedestal on left with lock, 2 box drawers and 1 file drawer with suspension bar. Pencil tray. Grommet.</i>			
	48 x 24 x 29½	1200 x 600 x 748	7___-UF2448R	1,324
	42 x 24 x 29½	1050 x 600 x 748	7___-UF2442R	1,262
	48 x 20 x 29½	1200 x 500 x 748	7___-UF2048R	1,275
	42 x 20 x 29½	1050 x 500 x 748	7___-UF2042R	1,235
<b>Specify the edge (N, 1, 2). Specify the handle code (D, K). Specify the accent color (A, B, N).</b>				

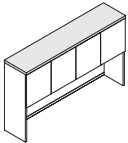
	W x D x H (in)	W x D x H (mm)	Code	Price (\$)
<b>Right executive returns – low profile</b> 	<i>1 pedestal on right with lock, 2 box drawers and 1 file drawer with suspension bar. Pencil tray. Grommet.</i>			
	48 x 24 x 29½	1200 x 600 x 748	7___-R2448UF	1,324
	42 x 24 x 29½	1050 x 600 x 748	7___-R2442UF	1,262
	48 x 20 x 29½	1200 x 500 x 748	7___-R2048UF	1,275
	42 x 20 x 29½	1050 x 500 x 748	7___-R2042UF	1,235
<b>Specify the edge (N, 1, 2). Specify the handle code (D, K). Specify the accent color (A, B, N).</b>				

	W x D x H (in)	W x D x H (mm)	Code	Price (\$)
<b>Bridge-returns</b> 	<i>Full-height modesty panel. 1 grommet.</i>			
	48 x 24 x 29½	1200 x 600 x 748	7__-NN-BR2448	511
	42 x 24 x 29½	1050 x 600 x 748	7__-NN-BR2442	478
	36 x 24 x 29½	900 x 600 x 748	7__-NN-BR2436	453
	48 x 20 x 29½	1200 x 500 x 748	7__-NN-BR2048	464
	42 x 20 x 29½	1050 x 500 x 748	7__-NN-BR2042	433
	36 x 20 x 29½	900 x 500 x 748	7__-NN-BR2036	404
<b>Specify the edge (N, 1, 2).</b>				

	W x D x H (in)	W x D x H (mm)	Code	Price (\$)
<b>Hutches with doors – 44" H</b> 	<i>Clearance: 21¼". Grommet. Full-width wire access. Can accommodate a tackboard, refer to page 147.</i>			
	84 x 16 x 44	2100 x 400 x 1099	7_NN-E844416P	1,736
	78 x 16 x 44	1950 x 400 x 1099	7_NN-E784416P	1,674
	72 x 16 x 44	1800 x 400 x 1099	7_NN-E724416P	1,608
	66 x 16 x 44	1650 x 400 x 1099	7_NN-E664416P	1,548
	60 x 16 x 44	1500 x 400 x 1099	7_NN-E604416P	1,473
	54 x 16 x 44	1350 x 400 x 1099	7_NN-E544416P	1,415
	48 x 16 x 44	1200 x 400 x 1099	7_NN-E484416P	1,324
	42 x 16 x 44	1050 x 400 x 1099	7_NN-E424416P	1,229
	36 x 16 x 44	900 x 400 x 1099	7_NN-E364416P	1,142

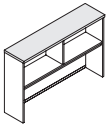
84" to 60": 4 doors  
54" to 48": 3 doors  
42" to 36": 2 doors

Specify the edge (N, 1, 2).

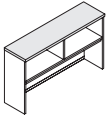
	W x D x H (in)	W x D x H (mm)	Code	Price (\$)
<b>Hutches with doors – 36" H</b> 	<i>Clearance: 17¾". Grommet. Full-width wire access. Can accommodate a tackboard, refer to page 147.</i>			
	84 x 16 x 36	2100 x 400 x 900	7_NN-E843616P	1,595
	78 x 16 x 36	1950 x 400 x 900	7_NN-E783616P	1,541
	72 x 16 x 36	1800 x 400 x 900	7_NN-E723616P	1,468
	66 x 16 x 36	1650 x 400 x 900	7_NN-E663616P	1,409
	60 x 16 x 36	1500 x 400 x 900	7_NN-E603616P	1,342
	54 x 16 x 36	1350 x 400 x 900	7_NN-E543616P	1,284
	48 x 16 x 36	1200 x 400 x 900	7_NN-E483616P	1,183
	42 x 16 x 36	1050 x 400 x 900	7_NN-E423616P	1,096
	36 x 16 x 36	900 x 400 x 900	7_NN-E363616P	1,005

84" to 60": 4 doors  
54" to 48": 3 doors  
42" to 36": 2 doors

Specify the edge (N, 1, 2).

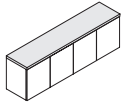
	W x D x H (in)	W x D x H (mm)	Code	Price (\$)
<b>Open hutches – 44" H</b> 	<i>Clearance: 21¼". Grommet. Full-width wire access. Can accommodate a tackboard, refer to page 147.</i>			
	84 x 16 x 44	2100 x 400 x 1099	7_NN-E844416	1,456
	78 x 16 x 44	1950 x 400 x 1099	7_NN-E784416	1,404
	72 x 16 x 44	1800 x 400 x 1099	7_NN-E724416	1,337
	66 x 16 x 44	1650 x 400 x 1099	7_NN-E664416	1,275
	60 x 16 x 44	1500 x 400 x 1099	7_NN-E604416	1,204
	54 x 16 x 44	1350 x 400 x 1099	7_NN-E544416	1,142
	48 x 16 x 44	1200 x 400 x 1099	7_NN-E484416	1,051
	42 x 16 x 44	1050 x 400 x 1099	7_NN-E424416	957
	36 x 16 x 44	900 x 400 x 1099	7_NN-E364416	869



	W x D x H (in)	W x D x H (mm)	Code	Price (\$)
<b>Open hutches – 36" H</b> 	<i>Clearance: 17¾". Grommet. Full-width wire access. Can accommodate a tackboard, refer to page 147.</i>			
	84 x 16 x 36	2100 x 400 x 900	7_NN-E843616	1,324
	78 x 16 x 36	1950 x 400 x 900	7_NN-E783616	1,268
	72 x 16 x 36	1800 x 400 x 900	7_NN-E723616	1,197
	66 x 16 x 36	1650 x 400 x 900	7_NN-E663616	1,137
	60 x 16 x 36	1500 x 400 x 900	7_NN-E603616	1,070
	54 x 16 x 36	1350 x 400 x 900	7_NN-E543616	1,005
	48 x 16 x 36	1200 x 400 x 900	7_NN-E483616	909
	42 x 16 x 36	1050 x 400 x 900	7_NN-E423616	824
	36 x 16 x 36	900 x 400 x 900	7_NN-E363616	730

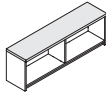


Specify the edge (N, 1, 2).

	W x D x H (in)	W x D x H (mm)	Code	Price (\$)
<b>Wall-mounted hutches with doors – 22" H</b> 	<i>Hanger bar included for wall-mount installation. Can accommodate a tackboard, refer to page 147.</i>			
	84 x 16 x 22	2100 x 400 x 550	7_NN-EM842216P	1,628
	78 x 16 x 22	1950 x 400 x 550	7_NN-EM782216P	1,575
	72 x 16 x 22	1800 x 400 x 550	7_NN-EM722216P	1,508
	66 x 16 x 22	1650 x 400 x 550	7_NN-EM662216P	1,443
	60 x 16 x 22	1500 x 400 x 550	7_NN-EM602216P	1,376
	54 x 16 x 22	1350 x 400 x 550	7_NN-EM542216P	1,317
	48 x 16 x 22	1200 x 400 x 550	7_NN-EM482216P	1,216
	42 x 16 x 22	1050 x 400 x 550	7_NN-EM422216P	1,130
	36 x 16 x 22	900 x 400 x 550	7_NN-EM362216P	1,042


84" to 60": 4 doors  
54" to 48": 3 doors  
42" to 36": 2 doors

Specify the edge (N, 1, 2).


	W x D x H (in)	W x D x H (mm)	Code	Price (\$)
<b>Wall-mounted open hutches – 22" H</b> 	<i>Hanger bar included for wall-mount installation. Can accommodate a tackboard, refer to page 147.</i>			
	84 x 16 x 22	2100 x 400 x 550	7_NN-EM842216	1,353
	78 x 16 x 22	1950 x 400 x 550	7_NN-EM782216	1,301
	72 x 16 x 22	1800 x 400 x 550	7_NN-EM722216	1,229
	66 x 16 x 22	1650 x 400 x 550	7_NN-EM662216	1,170
	60 x 16 x 22	1500 x 400 x 550	7_NN-EM602216	1,101
	54 x 16 x 22	1350 x 400 x 550	7_NN-EM542216	1,042
	48 x 16 x 22	1200 x 400 x 550	7_NN-EM482216	944
	42 x 16 x 22	1050 x 400 x 550	7_NN-EM422216	858
	36 x 16 x 22	900 x 400 x 550	7_NN-EM362216	764




Specify the edge (N, 1, 2).

	W x D x H (in)	W x D x H (mm)	Code	Price (\$)
<b>Lateral file units</b> 	<i>Suspension bars. Lock. Optional counterweights to meet BIFMA standards, refer to page 149.</i>			
	36 x 24 x 29½	900 x 600 x 748	7_--_-2436LF	1,242
	30 x 24 x 29½	750 x 600 x 748	7_--_-2430LF	1,197
	36 x 20 x 29½	900 x 500 x 748	7_--_-2036LF	1,210
	30 x 20 x 29½	750 x 500 x 748	7_--_-2030LF	1,156


Specify the edge (N, 1, 2). Specify the handle code (D, K). Specify the accent color (A, B, N).

	W x D x H (in)	W x D x H (mm)	Code	Price (\$)
<b>Bookcase units with doors</b> 	<i>Adjustable shelf. Lock.</i>			
	36 x 24 x 29½	900 x 600 x 748	7_--_-2436B	1,096
	30 x 24 x 29½	750 x 600 x 748	7_--_-2430B	1,042
	36 x 20 x 29½	900 x 500 x 748	7_--_-2036B	1,057


Specify the edge (N, 1, 2). Specify the handle code (D, K). Specify the accent color (A, B, N).

	W x D x H (in)	W x D x H (mm)	Code	Price (\$)
<b>Combined pedestals</b> 	<i>2 box drawers, 2 file drawers with suspension bars. Lock. Pencil tray.</i>			
	36 x 24 x 29½	900 x 600 x 748	7_--_-2436C0	1,575
	36 x 20 x 29½	900 x 500 x 748	7_--_-2036C0	1,529

Specify the edge (N, 1, 2). Specify the handle code (D, K). Specify the accent color (A, B, N).


	W x D x H (in)	W x D x H (mm)	Code	Price (\$)
<b>Combined pedestals</b> 	<i>2 box drawers, 2 file drawers with suspension bars. Lock. Pencil tray.</i>			
	36 x 24 x 29½	900 x 600 x 748	7_--_-C02436	1,575
	36 x 20 x 29½	900 x 500 x 748	7_--_-C02036	1,529


Specify the edge (N, 1, 2). Specify the handle code (D, K). Specify the accent color (A, B, N).


	W x D x H (in)	W x D x H (mm)	Code	Price (\$)
<b>Modular lateral files</b> 	<i>2 file drawers with suspension bars. Lock. Goes under a work surface. 1 tone only.</i>			
	36 x 18 x 28	900 x 448 x 711	7N_--_-1836LFL	1,063
	30 x 18 x 28	750 x 448 x 711	7N_--_-1830LFL	1,005

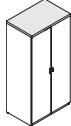
Specify the handle code (D, K). Specify the accent color (A, B, N).

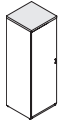


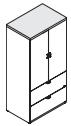
	W x D x H (in)	W x D x H (mm)	Code	Price (\$)
<b>Modular combined pedestal</b> 	<i>2 box drawers on left, 2 file drawers with suspension bars. Lock. Pencil tray. Goes under a work surface. 1 tone only.</i>			
	36 x 18 x 28	900 x 448 x 711	7N__-1836COL	1,364
<b>Specify the handle code (D, K). Specify the accent color (A, B, N).</b>				

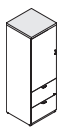
<b>Modular combined pedestal</b> 	<i>2 box drawers on right, 2 file drawers with suspension bars. Lock. Pencil tray. Goes under a work surface. 1 tone only.</i>			
	36 x 18 x 28	900 x 448 x 711	7N__-C01836L	1,364
<b>Specify the handle code (D, K). Specify the accent color (A, B, N).</b>				


<b>Modular bookcases with doors</b> 	<i>1 adjustable shelf. Lock. Goes under a work surface. 1 tone only.</i>			
	36 x 18 x 28	900 x 448 x 711	7N__-1836BL	957
	30 x 18 x 28	750 x 448 x 711	7N__-1830BL	904
<b>Specify the handle code (D, K). Specify the accent color (A, B, N).</b>				

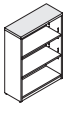
<b>Storage or wardrobe units</b> 	<i>3 adjustable shelves. 1 full-width fixed shelf. Full-width clothes hanger bar. 73" H storage unit matches the height of a credenza with a 44" H hutch. 65" H storage unit matches the height of a credenza with a 36" H hutch.</i>			
	36 x 24 x 73½	900 x 600 x 1847	7___-243673B	1,955
	36 x 20 x 73½	900 x 500 x 1847	7___-203673B	1,807
	36 x 24 x 65½	900 x 600 x 1648	7___-243665B	1,848
	36 x 20 x 65½	900 x 500 x 1648	7___-203665B	1,701
<b>Specify the edge (N, 1, 2). Specify the handle code (D, K). Specify the accent color (A, B, N).</b>				

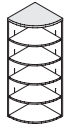
<b>Storage or wardrobe units</b> 	<i>Reversible door. 3 adjustable shelves. 1 full-width fixed shelf. Full-width clothes hanger bar. 73" H storage unit matches the height of a credenza with a 44" H hutch. 65" H storage unit matches the height of a credenza with a 36" H hutch.</i>			
	24 x 24 x 73½	600 x 600 x 1847	7___-242473B	1,490
	24 x 20 x 73½	600 x 500 x 1847	7___-202473B	1,415
	24 x 24 x 65½	600 x 600 x 1648	7___-242465B	1,415
	24 x 20 x 65½	600 x 500 x 1648	7___-202465B	1,348
<b>Specify the edge (N, 1, 2). Specify the handle code (D, K). Specify the accent color (A, B, N).</b>				


<b>Storage units with lateral file</b> 	<i>2 adjustable shelves. 2 lateral file drawers with suspension bars. Lock on drawer. 73" H storage matches the height of a credenza with a 44" H hutch. 65" H storage unit matches the height of a credenza with a 36" H hutch.</i>			
	36 x 24 x 73½	900 x 600 x 1847	7___-243673LFB	2,373
	36 x 20 x 73½	900 x 500 x 1847	7___-203673LFB	2,232
	36 x 24 x 65½	900 x 600 x 1648	7___-243665LFB	2,287
	36 x 20 x 65½	900 x 500 x 1648	7___-203665LFB	2,147
<b>Specify the edge (N, 1, 2). Specify the handle code (D, K). Specify the accent color (A, B, N).</b>				


<b>Storage units with lateral file</b> 	<i>Reversible door. 2 adjustable shelves. 2 lateral file drawers with suspension bars. Lock. 73" H storage unit matches the height of a credenza with a 44" H hutch. 65" H storage unit matches the height of a credenza with a 36" H hutch.</i>			
	24 x 24 x 73½	600 x 600 x 1847	7___-242473FB	1,980
	24 x 20 x 73½	600 x 500 x 1847	7___-202473FB	1,840
	24 x 24 x 65½	600 x 600 x 1648	7___-242465FB	1,901
	24 x 20 x 65½	600 x 500 x 1648	7___-202465FB	1,761
<b>Specify the edge (N, 1, 2). Specify the handle code (D, K). Specify the accent color (A, B, N).</b>				


	W x D x H (in)	W x D x H (mm)	Code	Price (\$)
<b>Open bookcases</b> 	<i>4 adjustable shelves.</i>			
	36 x 14 x 73½	900 x 350 x 1847	7_NN-B367314	1,101
	36 x 14 x 65½	900 x 350 x 1648	7_NN-B366514	1,036
<b>Specify the edge (N, 1, 2).</b>				


	<i>2 adjustable shelves.</i>			
	36 x 14 x 48½	900 x 350 x 1226	7_NN-B364814	923
	<b>Specify the edge (N, 1, 2).</b>			
<i>Additional shelf.</i>				
34 x 13 x 1	846 x 325 x 25	7NNN-TB3614.1E	139	


<b>Corner open bookcases</b> 	<i>4 adjustable shelves.</i>			
	24 x 24 x 73½	600 x 600 x 1847	7_NN-B242473	1,204
	20 x 20 x 73½	500 x 500 x 1847	7_NN-B202073	1,130
	24 x 24 x 65½	600 x 600 x 1648	7_NN-B242465	1,130
	20 x 20 x 65½	500 x 500 x 1648	7_NN-B202065	1,070
<b>Specify the edge (N, 1, 2).</b>				


<b>Corner open bookcases</b> 	<i>1 adjustable shelf.</i>			
	24 x 24 x 29½	600 x 600 x 748	7_NN-B242429	777
	20 x 20 x 29½	500 x 500 x 748	7_NN-B202029	711
<b>Specify the edge (N, 1, 2).</b>				


<b>Mobile pedestals</b> 	<i>2 box drawers, 1 file drawer with suspension bar. Pencil tray. Brakes on front casters. Lock. Fits under a work surface. 1 tone only.</i>			
	15 x 23 x 27½	390 x 575 x 689	7N__-MP1523UF	1,005
	15 x 18 x 27½	390 x 450 x 689	7N__-MP1518UF	938
<b>Specify the handle code (D, K). Specify the accent color (A, B, N).</b>				


<b>Mobile pedestal</b> 	<i>2 file drawers with suspension bars. Brakes on front casters. Lock. Fits under a work surface. 1 tone only.</i>			
	15 x 23 x 27½	390 x 575 x 689	7N__-MP1523FF	957
<b>Specify the handle code (D, K). Specify the accent color (A, B, N).</b>				

<b>Mobile pedestals</b> 	<i>1 box drawer and 1 file drawer with suspension bar. Pencil tray. Brakes on front casters. Lock. Fits under a work surface. 1 tone only.</i>			
	15 x 23 x 21¼	390 x 575 x 521	7N__-MP1523F	923
	15 x 18 x 21¼	390 x 450 x 521	7N__-MP1518F	890
<b>Specify the handle code (D, K). Specify the accent color (A, B, N).</b>				



<b>Modular pedestal</b> 	<i>2 box drawers, 1 file drawer with suspension bar. Pencil tray. Lock. Must be installed under a work surface. 1 tone only.</i>			
	15 x 18 x 28	388 x 448 x 713	7N__-P1518UFL	869
<b>Specify the handle code (D, K). Specify the accent color (A, B, N).</b>				

<b>Modular pedestal</b> 	<i>2 file drawers with suspension bars. Lock. Must be installed under a work surface. 1 tone only.</i>			
	15 x 18 x 28	388 x 448 x 713	7N__-P1518FFL	837
<b>Specify the handle code (D, K). Specify the accent color (A, B, N).</b>				

<b>Hanging pedestal</b> 	<i>1 box drawer and 1 file drawer with suspension bar. Pencil tray. Lock. Must be installed under a work surface. 1 tone only.</i>			
	15 x 17½ x 19¼	388 x 448 x 489	7N__-F	764
<b>Specify the handle code (D, K). Specify the accent color (A, B, N).</b>				



<b>Metal pedestal</b> 	<i>2 box drawers, 1 file drawer with suspension bar. Pencil tray. Charcoal metal body and laminate drawer fronts. Lock. Must be installed under a work surface.</i>			
	15 x 22 x 28	372 x 540 x 698	7N__-PM1522UFL	632
<b>Specify the handle code (D, K). Specify the accent color (A, B, N).</b>				



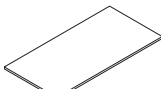
	W x D x H (in)	W x D x H (mm)	Code	Price (\$)
<b>Metal pedestal</b>	2 file drawers with suspension bars. Charcoal metal body and laminate drawer fronts. Lock. Must be installed under a work surface.			
	15 x 22 x 28	372 x 540 x 698	7N__-PM1522FFL 	603

Specify the handle code (D, K). Specify the accent color (A, B, N).

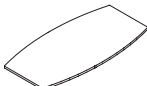
Item discontinued

	Conference tables.			
	36 x 36 x 1½	900 x 900 x 38	7_NN-R36	453
	42 x 42 x 1½	1050 x 1050 x 38	7_NN-R42 	603
	48 x 48 x 1½	1200 x 1200 x 38	7_NN-R48	658

Specify the edge (N, 1, 2).





	Conference tables.			
	72 x 36 x 1½	1800 x 900 x 38	7_NN-REC72	757
	96 x 48 x 1½	2400 x 1200 x 38	7_NN-REC96	1,070

Specify the edge (N, 1, 2).

	Conference tables. 120" and 144" tops are in two pieces.			
	96 x 48 x 1½	2400 x 1200 x 38	7_NN-B96	1,170
	120 x 48 x 1½	3000 x 1200 x 38	7_NN-B120	1,451
	144 x 48 x 1½	3600 x 1200 x 38	7_NN-B144	1,529




144" to 120" :  
Packaged in 2 boxes.



Specify the edge (N, 1, 2).

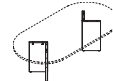
	Conference tables. 120" and 144" tops are in two pieces.			
	72 x 36 x 1½	1800 x 900 x 38	7_NN-RT72 	864
	96 x 48 x 1½	2400 x 1200 x 38	7_NN-RT96 	1,170
	120 x 48 x 1½	3000 x 1200 x 38	7_NN-RT120	1,451
	144 x 48 x 1½	3600 x 1200 x 38	7_NN-RT144 	1,529

144" to 120" :  
Packaged in 2 boxes.

Specify the edge (N, 1, 2).



	1½" thermofused laminate.			
	22 x 22 x 28	555 x 555 x 710	LGC-CR22	439
	27 x 27 x 28	680 x 680 x 710	LGC-CR27 	486
	33 x 33 x 28	825 x 825 x 710	LGC-CR33	552

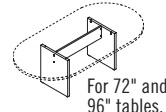
	W x D x H (in)	W x D x H (mm)	Code	Price (\$)
<b>V-bases</b>	1½" thermofused laminate.			
	18 x 18 x 28	450 x 450 x 710	LGC-2V18 	(pair) 700




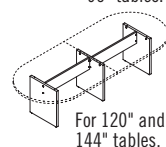
<b>Drum base</b>	18 x 18 x 28	460 x 460 x 710	LGC-DB19	1,030
------------------	--------------	-----------------	----------	-------





	Panel bases			
Panel bases and crosspieces packaged separately.				
For 72" and 96" tables.				
	43 ¾ x 24 x 28	1084 x 600 x 710	LGC-P30.7296 	511





For 120" and 144" tables.				
	85 x 24 x 28	2126 x 600 x 710	LGC-P30.120144 	803



	Metal. Specify the finish: GAN Anthracite Grey, BRA Brass (add \$252) or NIC Nickel (add \$252).			
	33 x 33 x 28	830 x 830 x 710	LGC-CH433	(each) 705

	Metal. Specify the finish: GAN Anthracite Grey, BRA Brass (add \$252) or NIC Nickel (add \$252).			
	30 x 4 x 28	760 x 105 x 710	LGC-CH233	(each) 545

	Metal. Specify the finish: GAN Anthracite Grey, BRA Brass (add \$252) or NIC Nickel (add \$252).			
	6 x 6 x 28	150 x 150 x 710	LGC-TL	(each) 326

	1 height adjustable sliding shelf. Grommet on back.			
	30 x 24 x 29½	750 x 600 x 748	7_NN-2430PS	918

Specify the edge (N, 1, 2).

BASE OPTIONS / QUANTITY											
	Top Lengths	LGC-CR22	LGC-CR27	LGC-CR33	LGC-2V18	LGC-DB19	LGC-P30.7296	LGC-P30.120144	LGC-CH433	LGC-CH233	LGC-TL*
36" DEPTH	36"	1				1			1		4
	72"	2			1	2	1		2	2	4
42" DEPTH	42"		1						1		4
48" DEPTH	48"			1					1		4
	96"			2	1	2	1		2	2	4
	120"			3	1+1 CR33	3		1	3	3	6
	144"			3	1+1 CR33	3		1	3	3	6

\* Not compatible with round tops.

 = QUICKSHIP     = ASSEMBLY REQUIRED

	W x D x H (in)	W x D x H (mm)	Code	Price (\$)
<b>Coffee table</b>	22 x 22 x 18½	550 x 550 x 463	7_NN-ST222218	519



Specify the edge (N, 1, 2).

<b>Magazine table</b>	48 x 22 x 18½	1200 x 550 x 463	7_NN-ST224818	612
-----------------------	---------------	------------------	---------------	-----



Specify the edge (N, 1, 2).

<b>Mobile serving carts</b>	<i>1 sliding shelf, 1 box drawer. Pencil tray. 1 door. 1 shelf.</i>			
	20 x 21 x 36½	500 x 520 x 913	7__-MS212036	1,235



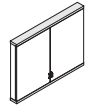
Specify the edge (N, 1, 2). Specify the handle code (D, K). Specify the accent color (A, B, N).



	<i>1 sliding shelf, 2 box drawers. Pencil tray. 2 doors. 2 shelves.</i>			
	36 x 21 x 36½	900 x 520 x 913	7__-MS213636	1,834

Specify the edge (N, 1, 2). Specify the handle code (D, K). Specify the accent color (A, B, N).

<b>Marker board</b>	<i>Non-magnetic surface for use with dry-erase markers. Eraser tray along bottom of board. Inside face of doors covered in natural cork. Hooks for paper pad. 180° hinges.</i>			
	54 x 5 x 41	1368 x 130 x 1043	7__-VBX4054	1,881



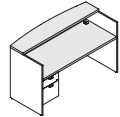
Specify the edge (N, 1, 2). Specify the handle code (D, K). Specify the accent color (A, B, N).

<b>Lectern</b>	<i>1 fixed shelf. 1 grommet. 4 casters, 2 with brakes.</i>			
	24 x 18 x 44½	600 x 450 x 1125	7_NN-LC181844	1,101



Specify the edge (N, 1, 2).

<b>Right reception desks</b>	<i>Desk with pedestal on left, 1 box drawer and 1 file drawer with suspension bar. Lock. Pencil tray. 2 grommets. Full-height modesty panel. Bow shaped transaction shelf.</i>			
	72 x 30 x 42½	1800 x 750 x 1075	7__-GF3072S	1,955



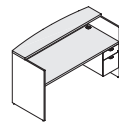
Specify the edge (N, 1, 2). Specify the handle code (D, K). Specify the accent color (A, B, N).



	<i>Right returns with pedestal on right, 1 box drawer and 1 file drawer with suspension bar. Lock. Pencil tray. 1 grommet. Full-height modesty panel.</i>			
	48 x 24 x 41	1200 x 600 x 1037	7__-GR2448F	1,307
	42 x 24 x 41	1050 x 600 x 1037	7__-GR2442F	1,284

Specify the edge (N, 1, 2). Specify the handle code (D, K). Specify the accent color (A, B, N).

	W x D x H (in)	W x D x H (mm)	Code	Price (\$)
<b>Left reception desks</b>	<i>Desk with pedestal on right, 1 box drawer and 1 file drawer with suspension bar. Lock. Pencil tray. 2 grommets. Full-height modesty panel. Bow shaped transaction shelf.</i>			
	72 x 30 x 42½	1800 x 750 x 1075	7__-GS3072F	1,955

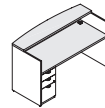


Specify the edge (N, 1, 2). Specify the handle code (D, K). Specify the accent color (A, B, N).

	<i>Left returns with pedestal on left, 1 box drawer and 1 file drawer with suspension bar. Lock. Pencil tray. 1 grommet. Full-height modesty panel.</i>			
	48 x 24 x 41	1200 x 600 x 1037	7__-GF2448R	1,307
	42 x 24 x 41	1050 x 600 x 1037	7__-GF2442R	1,284

Specify the edge (N, 1, 2). Specify the handle code (D, K). Specify the accent color (A, B, N).

<b>Right reception desks – low profile</b>	<i>Desk with pedestal on left, 2 box drawers and 1 file drawer with suspension bar. Lock. Pencil tray. 2 grommets. Full-height modesty panel. Bow shaped transaction shelf.</i>			
	72 x 30 x 42½	1800 x 750 x 1075	7__-GUF3072S	2,125

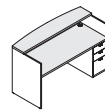


Specify the edge (N, 1, 2). Specify the handle code (D, K). Specify the accent color (A, B, N).

	<i>Right returns with pedestal on right, 2 box drawers and 1 file drawer with suspension bar. Lock. Pencil tray. 1 grommet. Full-height modesty panel.</i>			
	48 x 24 x 41	1200 x 600 x 1037	7__-GR2448UF	1,473
	42 x 24 x 41	1050 x 600 x 1037	7__-GR2442UF	1,451

Specify the edge (N, 1, 2). Specify the handle code (D, K). Specify the accent color (A, B, N).

<b>Left reception desks – low profile</b>	<i>Desk with pedestal on right, 2 box drawers and 1 file drawer with suspension bar. Lock. Pencil tray. 2 grommets. Full-height modesty panel. Bow shaped transaction shelf.</i>			
	72 x 30 x 42½	1800 x 750 x 1075	7__-GS3072UF	2,125



Specify the edge (N, 1, 2). Specify the handle code (D, K). Specify the accent color (A, B, N).

	<i>Left returns with pedestal on left, 2 box drawers and 1 file drawer with suspension bar. Lock. Pencil tray. 1 grommet. Full-height modesty panel.</i>			
	48 x 24 x 41	1200 x 600 x 1037	7__-GUF2448R	1,473
	42 x 24 x 41	1050 x 600 x 1037	7__-GUF2442R	1,451

Specify the edge (N, 1, 2). Specify the handle code (D, K). Specify the accent color (A, B, N).

<b>Additional legs</b>	<i>1 full width leg. For AT, DT and CM tables.</i>			
	30 x 1 x 27½	748 x 25 x 698	7NNN-L30	179
	24 x 1 x 27½	598 x 25 x 698	7NNN-L24	167
	20 x 1 x 27½	498 x 25 x 698	7NNN-L20	153

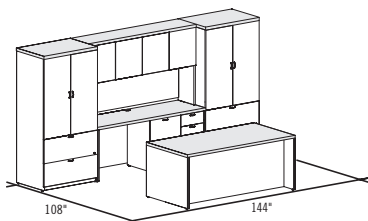


<b>Additional legs</b>	<i>1 recessed leg. For AT, DT and CM tables.</i>			
	13 x 1 x 27½	340 x 25 x 698	7NNN-L12	139



# SUGGESTIONS

## 7 \_\_\_-PLAN01



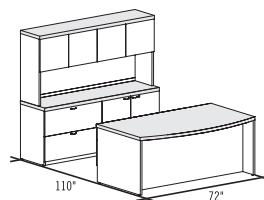
Plan shown in Concept 70 Flyer:

**71KA-PLAN01** **\$10,459**

- 1 71KA-UF3672S
- 1 71NN-DT2472A
- 1 7NKA-CO1836L
- 1 71NN-E724416P
- 2 71KA-243673LFB

Textured edge (1), Anthracite Grey pull (KA).

## 7 \_\_\_-PLAN07

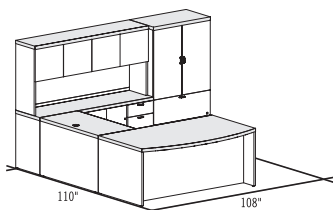


Not shown in Concept 70 Flyer:

**QS7 \_\_\_-PLAN07** **\$5,709**

- 1 QS7 \_\_\_-F4272FA
- 1 QS7 \_\_\_-LF2072B
- 1 QS7\_NN-E723616P

## 7 \_\_\_-PLAN02



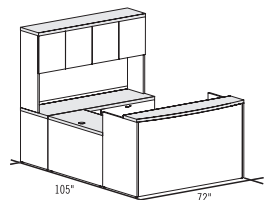
Plan shown in Concept 70 Flyer:

**QS72DN-PLAN02** **\$7,471**

- 1 QS72DN-F4272SA
- 1 QS72NN-BR2448
- 1 QS72DN-S2072F
- 1 QS72NN-E723616P
- 1 QS72DN-203665LFB

Textured edge (2), Nickel pull (DN).

## 7 \_\_\_-PLAN09

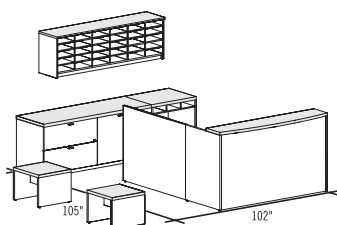


Not shown in Concept 70 Flyer:

**QS7 \_\_\_-PLAN09** **\$5,915**

- 1 QS7 \_\_\_-GF3072S
- 1 QS7\_NN-BR2448
- 1 QS7 \_\_\_-S2472LF
- 1 QS7\_NN-E724416P

## 7 \_\_\_-PLAN04



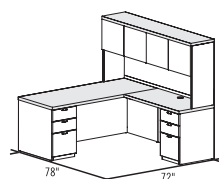
Plan shown in Concept 70 Flyer:

**71DN-PLAN04** **\$10,202**

- 1 71DN-GS3072UF
- 1 71DN-GR2448UF
- 1 71NN-2430PS
- 1 71DN-LF2472B
- 1 M1NNN-EMDV7222
- 2 71NN-ST222218

Textured edge (1), Nickel pull (DN).

## 7 \_\_\_-PLAN11

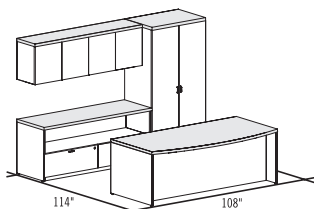


Not shown in Concept 70 Flyer:

**QS7 \_\_\_-PLAN11** **\$4,585**

- 1 QS7 \_\_\_-UF3072S
- 1 QS7 \_\_\_-R2448UF
- 1 QS7\_NN-E783616P

## 7 \_\_\_-PLAN06



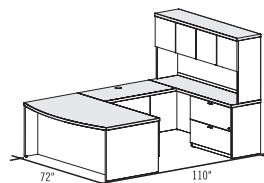
Plan shown in Concept 70 Flyer:

**72DA-PLAN06** **\$7,615**

- 1 72DA-UF4284SA
- 1 72DA-SLF2472
- 1 72DA-243673B
- 1 72NN-EM722216P

Textured edge (2), Anthracite Grey pull (DA).

## 7 \_\_\_-PLAN12



Not shown in Concept 70 Flyer:

**QS7 \_\_\_-PLAN12** **\$5,664**

- 1 QS7 \_\_\_-F4272SA
- 1 QS7\_NN-BR2448
- 1 QS7 \_\_\_-S2072LF
- 1 QS7\_NN-E723616P

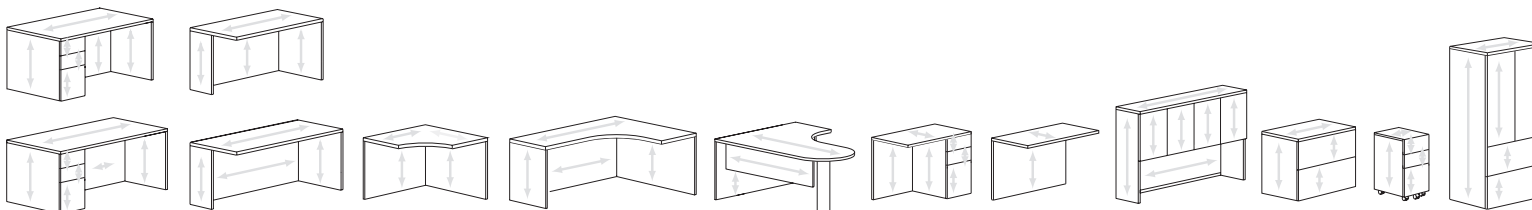
### READY TO SHIP IN 5 DAYS!

Several suggested layouts, components and accessories identified by this pictogram are part of the **Lacasse quick delivery program**.

Please refer to page 3 for complete program details.



### TYPICAL WOOD GRAIN DIRECTION FOR CONCEPT 70:



# CONCEPT 400E

## EDGE BANDING

Furniture with 1" (25 mm) thick tops.

### N Edge



Smooth, 1/8" (3 mm) thick edge.

The **N** edge is **matched with the finish specified for the surface.**

## HANDLES


Choices of straight pulls in thermoplastic polymer or metal available.




L – Black Linear



X – Stainless Steel



Y – Aluminum



N – Non applicable  
Linear pull  
on the interior side

## CODIFICATION

Series	Options		
	Thickness	Handles	Accent color
4	1 Thermofused laminate 1"	L Black Linear X Stainless Steel Y Aluminum	N/A

## READY TO SHIP IN 5 DAYS!

Several suggested layouts, components and accessories identified by this pictogram are part of the **Lacasse quick delivery program.**

Please refer to page 3 for complete program details.



	W x D x H (in)	W x D x H (mm)	Code		Price (\$)
<b>Double pedestal desks</b>	<i>2 pedestals with locks, 2 box drawers and 2 file drawers with suspension bars. Pencil tray. Recessed, full-height modesty panel.</i>				
	72 x 36 x 29	1800 x 900 x 735	41_N-F3672F		1,661
	72 x 30 x 29	1800 x 750 x 735	41_N-F3072F		1,601
	66 x 30 x 29	1650 x 750 x 735	41_N-F3066F		1,541
	60 x 30 x 29	1500 x 750 x 735	41_N-F3060F		1,473

Specify the handle code (X, Y, N).

	W x D x H (in)	W x D x H (mm)	Code		Price (\$)
<b>Double pedestal bow front desk</b>	<i>2 pedestals with locks, 2 box drawers and 2 file drawers with suspension bars. Pencil tray. Recessed, full-height modesty panel.</i>				
	72 x 42 x 29	1800 x 1050 x 735	41_N-F4272FA		1,960

Specify the handle code (X, Y, N).

	W x D x H (in)	W x D x H (mm)	Code		Price (\$)
<b>Left single pedestal desks</b>	<i>1 pedestal on left with lock, 1 box drawer and 1 file drawer with suspension bar. Pencil tray. Recessed, full-height modesty panel.</i>				
	72 x 36 x 29	1800 x 900 x 735	41_N-F3672S		1,337
	72 x 30 x 29	1800 x 750 x 735	41_N-F3072S		1,275
	66 x 30 x 29	1650 x 750 x 735	41_N-F3066S		1,210
	60 x 30 x 29	1500 x 750 x 735	41_N-F3060S		1,150
	48 x 30 x 29	1200 x 750 x 735	41_N-F3048S		1,063

Specify the handle code (X, Y, N).

	W x D x H (in)	W x D x H (mm)	Code		Price (\$)
<b>Right single pedestal desks</b>	<i>1 pedestal on right with lock, 1 box drawer and 1 file drawer with suspension bar. Pencil tray. Recessed, full-height modesty panel.</i>				
	72 x 36 x 29	1800 x 900 x 735	41_N-S3672F		1,337
	72 x 30 x 29	1800 x 750 x 735	41_N-S3072F		1,275
	66 x 30 x 29	1650 x 750 x 735	41_N-S3066F		1,210
	60 x 30 x 29	1500 x 750 x 735	41_N-S3060F		1,150
	48 x 30 x 29	1200 x 750 x 735	41_N-S3048F		1,063

Specify the handle code (X, Y, N).

	W x D x H (in)	W x D x H (mm)	Code		Price (\$)
<b>Left single pedestal bow front desk</b>	<i>1 pedestal on left with lock, 1 box drawer and 1 file drawer with suspension bar. Pencil tray. Recessed, full-height modesty panel.</i>				
	72 x 42 x 29	1800 x 1050 x 735	41_N-F4272SA		1,635

Specify the handle code (X, Y, N).

	W x D x H (in)	W x D x H (mm)	Code		Price (\$)
<b>Right single pedestal bow front desk</b>	<i>1 pedestal on right with lock, 1 box drawer and 1 file drawer with suspension bar. Pencil tray. Recessed, full-height modesty panel.</i>				
	72 x 42 x 29	1800 x 1050 x 735	41_N-S4272FA		1,635

Specify the handle code (X, Y, N).

	W x D x H (in)	W x D x H (mm)	Code		Price (\$)
<b>Desk shells</b>	<i>Recessed, full-height modesty panel. Can accommodate 1 or 2 pedestals.</i>				
	72 x 36 x 29	1800 x 900 x 735	41NN-TDM3672		884
	72 x 30 x 29	1800 x 750 x 735	41NN-TDM3072		852
	66 x 30 x 29	1650 x 750 x 735	41NN-TDM3066		819
	60 x 30 x 29	1500 x 750 x 735	41NN-TDM3060		777

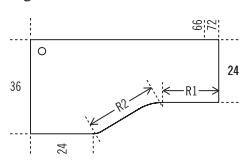
	W x D x H (in)	W x D x H (mm)	Code		Price (\$)	
<b>Corner modules</b>	<i>Full-height modesty panel. Grommet. Must be attached to another surface.</i>					
	Surface R1	48"/30" 25 1/8" (637 mm)	42"/24" 25 1/8" (637 mm)	36"/24" 16 1/2" (424 mm)	36"/18" 25 1/8" (637 mm)	
	48 x 48 x 29	1200 x 1200 x 735	41NN-CM4830S		975	
	42 x 42 x 29	1050 x 1050 x 735	41NN-CM4224S		864	
	36 x 36 x 29	900 x 900 x 735	41NN-CM3624S		777	
	36 x 36 x 29	900 x 900 x 735	41NN-CM3618S		777	

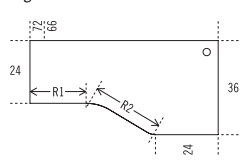
Diagonal wood grain: change S to D, add 10% to the price.					
---	--	--	--	--	--

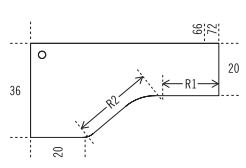
= ASSEMBLY REQUIRED

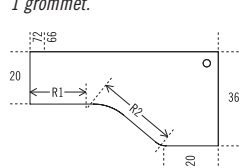
= QUICKSHIP

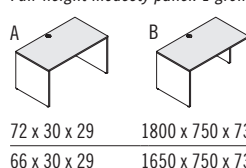
USA – JULY 2021

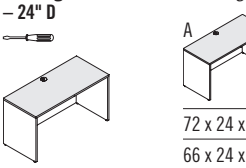
	W x D x H (in)	W x D x H (mm)	Code	Price (\$)	
<b>Right extended corner modules – 24" D</b>	<i>1 grommet.</i>				
			Surface 72"/36" 66"/36"	R1 21 1/4" (573 mm) 15 1/4" (387 mm)	R2 21 1/4" (573 mm) 28 3/4" (727 mm)
A	72 x 36 x 29	1800 x 900 x 735	41NN-CM367224_	1,164	
B	66 x 36 x 29	1650 x 900 x 735	41NN-CM366624_	1,090	
<b>Specify panel legs (A, B).</b>					

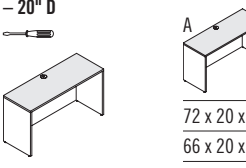
	W x D x H (in)	W x D x H (mm)	Code	Price (\$)	
<b>Left extended corner modules – 24" D</b>	<i>1 grommet.</i>				
			Surface 72"/36" 66"/36"	R1 21 1/4" (573 mm) 15 1/4" (387 mm)	R2 21 1/4" (573 mm) 28 3/4" (727 mm)
A	72 x 36 x 29	1800 x 900 x 735	41NN-CM723624_	1,164	
B	66 x 36 x 29	1650 x 900 x 735	41NN-CM663624_	1,090	
<b>Specify panel legs (A, B).</b>					

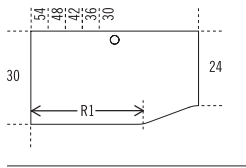
	W x D x H (in)	W x D x H (mm)	Code	Price (\$)	
<b>Right extended corner modules – 20" D</b>	<i>1 grommet.</i>				
			Surface 72"/36" 66"/36"	R1 23 1/8" (608 mm) 18 1/8" (459 mm)	R2 31 1/8" (799 mm) 31 1/8" (799 mm)
A	72 x 36 x 29	1800 x 900 x 735	41NN-CM367220_	1,164	
B	66 x 36 x 29	1650 x 900 x 735	41NN-CM366620_	1,090	
<b>Specify panel legs (A, B).</b>					

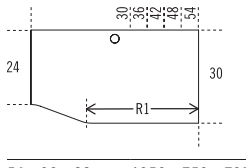
	W x D x H (in)	W x D x H (mm)	Code	Price (\$)	
<b>Left extended corner modules – 20" D</b>	<i>1 grommet.</i>				
			Surface 72"/36" 66"/36"	R1 23 1/8" (608 mm) 18 1/8" (459 mm)	R2 31 1/8" (799 mm) 31 1/8" (799 mm)
A	72 x 36 x 29	1800 x 900 x 735	41NN-CM723620_	1,164	
B	66 x 36 x 29	1650 x 900 x 735	41NN-CM663620_	1,090	
<b>Specify panel legs (A, B).</b>					

	W x D x H (in)	W x D x H (mm)	Code	Price (\$)
<b>Rectangular tables – 30" D</b>	<i>Full-height modesty panel. 1 grommet.</i>			
				
A	72 x 30 x 29	1800 x 750 x 735	41NN-DT3072_	831
B	66 x 30 x 29	1650 x 750 x 735	41NN-DT3066_	792
C	60 x 30 x 29	1500 x 750 x 735	41NN-DT3060_	757
D	54 x 30 x 29	1350 x 750 x 735	41NN-DT3054_	723
E	48 x 30 x 29	1200 x 750 x 735	41NN-DT3048_	692
F	42 x 30 x 29	1050 x 750 x 735	41NN-DT3042_	658
G	36 x 30 x 29	900 x 750 x 735	41NN-DT3036_	625
H	30 x 30 x 29	750 x 750 x 735	41NN-DT3030_	592
I	24 x 30 x 29	600 x 750 x 735	41NN-DT3024_	552
<b>Specify panel legs (A, B, C).</b>				

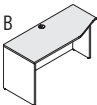
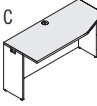
	W x D x H (in)	W x D x H (mm)	Code	Price (\$)
<b>Rectangular tables – 24" D</b>	<i>Full-height modesty panel. 1 grommet.</i>			
				
A	72 x 24 x 29	1800 x 600 x 735	41NN-DT2472_	803
B	66 x 24 x 29	1650 x 600 x 735	41NN-DT2466_	764
C	60 x 24 x 29	1500 x 600 x 735	41NN-DT2460_	730
D	54 x 24 x 29	1350 x 600 x 735	41NN-DT2454_	698
E	48 x 24 x 29	1200 x 600 x 735	41NN-DT2448_	664
F	42 x 24 x 29	1050 x 600 x 735	41NN-DT2442_	632
G	36 x 24 x 29	900 x 600 x 735	41NN-DT2436_	597
H	30 x 24 x 29	750 x 600 x 735	41NN-DT2430_	558
I	24 x 24 x 29	600 x 600 x 735	41NN-DT2424_	525
<b>Specify panel legs (A, B, C).</b>				

	W x D x H (in)	W x D x H (mm)	Code	Price (\$)
<b>Rectangular tables – 20" D</b>	<i>Full-height modesty panel. 1 grommet.</i>			
				
A	72 x 20 x 29	1800 x 500 x 735	41NN-DT2072_	771
B	66 x 20 x 29	1650 x 500 x 735	41NN-DT2066_	739
C	60 x 20 x 29	1500 x 500 x 735	41NN-DT2060_	705
D	54 x 20 x 29	1350 x 500 x 735	41NN-DT2054_	671
E	48 x 20 x 29	1200 x 500 x 735	41NN-DT2048_	637
F	42 x 20 x 29	1050 x 500 x 735	41NN-DT2042_	603
G	36 x 20 x 29	900 x 500 x 735	41NN-DT2036_	566
H	30 x 20 x 29	750 x 500 x 735	41NN-DT2030_	532
I	24 x 20 x 29	600 x 500 x 735	41NN-DT2024_	499
<b>Specify panel legs (A, B, C).</b>				

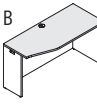
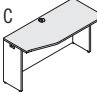
	W x D x H (in)	W x D x H (mm)	Code	Price (\$)
<b>Asymmetrical tables – 30" D</b>	<i>Full-height modesty panel. 1 grommet.</i>			
			Surface 54"/30" 48"/30" 42"/30" 36"/30" 30"/30"	R1 39 1/8" (992 mm) 33 1/8" (843 mm) 27 1/4" (692 mm) 21 1/8" (543 mm) 15 1/2" (394 mm)
A	54 x 30 x 29	1350 x 750 x 735	41NN-AT305424_	764
B	48 x 30 x 29	1200 x 750 x 735	41NN-AT304824_	730
C	42 x 30 x 29	1050 x 750 x 735	41NN-AT304224_	698
D	36 x 30 x 29	900 x 750 x 735	41NN-AT303624_	664
E	30 x 30 x 29	750 x 750 x 735	41NN-AT303024_	632
<b>Specify panel legs (B, C).</b>				

	W x D x H (in)	W x D x H (mm)	Code	Price (\$)
<b>Asymmetrical tables – 30" D</b>	<i>Full-height modesty panel. 1 grommet.</i>			
			Surface 54"/30" 48"/30" 42"/30" 36"/30" 30"/30"	R1 39 1/8" (992 mm) 33 1/8" (843 mm) 27 1/4" (692 mm) 21 1/8" (543 mm) 15 1/2" (394 mm)
A	54 x 30 x 29	1350 x 750 x 735	41NN-AT245430_	764
B	48 x 30 x 29	1200 x 750 x 735	41NN-AT244830_	730
C	42 x 30 x 29	1050 x 750 x 735	41NN-AT244230_	698
D	36 x 30 x 29	900 x 750 x 735	41NN-AT243630_	664
E	30 x 30 x 29	750 x 750 x 735	41NN-AT243030_	632
<b>Specify panel legs (B, C).</b>				

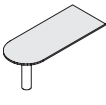


	W x D x H (in)	W x D x H (mm)	Code	Price (\$)												
<b>Asymmetrical tables - 24" D</b>	<i>Full-height modesty panel. 1 grommet.</i>															
	<table border="1"> <thead> <tr> <th>Surface</th> <th>R1</th> </tr> </thead> <tbody> <tr> <td>54"/24"</td> <td>39 1/8" (992 mm)</td> </tr> <tr> <td>48"/24"</td> <td>33 3/8" (843 mm)</td> </tr> <tr> <td>42"/24"</td> <td>27 1/4" (692 mm)</td> </tr> <tr> <td>36"/24"</td> <td>21 3/8" (543 mm)</td> </tr> <tr> <td>30"/24"</td> <td>15 1/2" (394 mm)</td> </tr> </tbody> </table>				Surface	R1	54"/24"	39 1/8" (992 mm)	48"/24"	33 3/8" (843 mm)	42"/24"	27 1/4" (692 mm)	36"/24"	21 3/8" (543 mm)	30"/24"	15 1/2" (394 mm)
Surface	R1															
54"/24"	39 1/8" (992 mm)															
48"/24"	33 3/8" (843 mm)															
42"/24"	27 1/4" (692 mm)															
36"/24"	21 3/8" (543 mm)															
30"/24"	15 1/2" (394 mm)															
	54 x 24 x 29	1350 x 600 x 735	<b>41NN-AT245418_</b>	<b>739</b>												
	48 x 24 x 29	1200 x 600 x 735	<b>41NN-AT244818_</b>	<b>705</b>												
	42 x 24 x 29	1050 x 600 x 735	<b>41NN-AT244218_</b>	<b>671</b>												
	36 x 24 x 29	900 x 600 x 735	<b>41NN-AT243618_</b>	<b>637</b>												
	30 x 24 x 29	750 x 600 x 735	<b>41NN-AT243018_</b>	<b>603</b>												

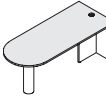
Specify panel legs (B, C).

	W x D x H (in)	W x D x H (mm)	Code	Price (\$)												
<b>Asymmetrical tables - 24" D</b>	<i>Full-height modesty panel. 1 grommet.</i>															
	<table border="1"> <thead> <tr> <th>Surface</th> <th>R1</th> </tr> </thead> <tbody> <tr> <td>54"/24"</td> <td>39 1/8" (992 mm)</td> </tr> <tr> <td>48"/24"</td> <td>33 3/8" (843 mm)</td> </tr> <tr> <td>42"/24"</td> <td>27 1/4" (692 mm)</td> </tr> <tr> <td>36"/24"</td> <td>21 3/8" (543 mm)</td> </tr> <tr> <td>30"/24"</td> <td>15 1/2" (394 mm)</td> </tr> </tbody> </table>				Surface	R1	54"/24"	39 1/8" (992 mm)	48"/24"	33 3/8" (843 mm)	42"/24"	27 1/4" (692 mm)	36"/24"	21 3/8" (543 mm)	30"/24"	15 1/2" (394 mm)
Surface	R1															
54"/24"	39 1/8" (992 mm)															
48"/24"	33 3/8" (843 mm)															
42"/24"	27 1/4" (692 mm)															
36"/24"	21 3/8" (543 mm)															
30"/24"	15 1/2" (394 mm)															
	54 x 24 x 29	1350 x 600 x 735	<b>41NN-AT185424_</b>	<b>739</b>												
	48 x 24 x 29	1200 x 600 x 735	<b>41NN-AT184824_</b>	<b>705</b>												
	42 x 24 x 29	1050 x 600 x 735	<b>41NN-AT184224_</b>	<b>671</b>												
	36 x 24 x 29	900 x 600 x 735	<b>41NN-AT183624_</b>	<b>637</b>												
	30 x 24 x 29	750 x 600 x 735	<b>41NN-AT183024_</b>	<b>603</b>												

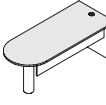
Specify panel legs (B, C).

	W x D x H (in)	W x D x H (mm)	Code	Price (\$)
<b>D-shaped surfaces</b>	<i>Black steel leg. Must be attached to a work surface. Order LGC-BAR for any surface wider than 60", refer to page 149.</i>			
	72 x 36 x 29	1800 x 900 x 735	<b>41NN-BU3672</b>	<b>824</b>
	72 x 30 x 29	1800 x 750 x 735	<b>41NN-BU3072</b>	<b>757</b>
	66 x 30 x 29	1650 x 750 x 735	<b>41NN-BU3066</b>	<b>718</b>
	60 x 30 x 29	1500 x 750 x 735	<b>41NN-BU3060</b>	<b>685</b>
	66 x 24 x 29	1650 x 600 x 735	<b>41NN-BU2466</b>	<b>658</b>
	60 x 24 x 29	1500 x 600 x 735	<b>41NN-BU2460</b>	<b>612</b>
	48 x 24 x 29	1200 x 600 x 735	<b>41NN-BU2448</b>	<b>578</b>

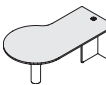
Packaged in 2 boxes.

	W x D x H (in)	W x D x H (mm)	Code	Price (\$)
<b>D-shaped surfaces</b>	<i>Black steel leg. 1 grommet. Must be attached to another surface.</i>			
	72 x 36 x 29	1800 x 900 x 735	<b>41NN-BT3672</b>	<b>950</b>
	72 x 30 x 29	1800 x 750 x 735	<b>41NN-BT3072</b>	<b>897</b>
	66 x 30 x 29	1650 x 750 x 735	<b>41NN-BT3066</b>	<b>858</b>
	60 x 30 x 29	1500 x 750 x 735	<b>41NN-BT3060</b>	<b>824</b>
	66 x 24 x 29	1650 x 600 x 735	<b>41NN-BT2466</b>	<b>792</b>
	60 x 24 x 29	1500 x 600 x 735	<b>41NN-BT2460</b>	<b>744</b>
	48 x 24 x 29	1200 x 600 x 735	<b>41NN-BT2448</b>	<b>711</b>


Packaged in 2 boxes.

	W x D x H (in)	W x D x H (mm)	Code	Price (\$)
<b>D-shaped surfaces</b>	<i>Reversible modesty panel. Black steel leg. 1 grommet. Must be attached to another surface.</i>			
	72 x 36 x 29	1800 x 900 x 735	<b>41NN-BTM3672</b>	<b>1,070</b>
	72 x 30 x 29	1800 x 750 x 735	<b>41NN-BTM3072</b>	<b>1,005</b>
	66 x 30 x 29	1650 x 750 x 735	<b>41NN-BTM3066</b>	<b>964</b>
	60 x 30 x 29	1500 x 750 x 735	<b>41NN-BTM3060</b>	<b>923</b>

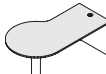
Packaged in 2 boxes.

	W x D x H (in)	W x D x H (mm)	Code	Price (\$)
<b>Left P-shaped surfaces</b>	<i>Black steel leg. 1 grommet. Must be attached to another surface.</i>			
	72 x 42 x 29	1800 x 1050 x 735	<b>41NN-PT3072</b>	<b>1,077</b>
	66 x 42 x 29	1650 x 1050 x 735	<b>41NN-PT3066</b>	<b>1,051</b>
	60 x 42 x 29	1500 x 1050 x 735	<b>41NN-PT3060</b>	<b>1,016</b>

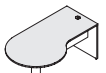
Packaged in 2 boxes.

	W x D x H (in)	W x D x H (mm)	Code	Price (\$)
<b>Right P-shaped surfaces</b>	<i>Black steel leg. 1 grommet. Must be attached to another surface.</i>			
	72 x 42 x 29	1800 x 1050 x 735	<b>41NN-3072PT</b>	<b>1,077</b>
	66 x 42 x 29	1650 x 1050 x 735	<b>41NN-3066PT</b>	<b>1,051</b>
	60 x 42 x 29	1500 x 1050 x 735	<b>41NN-3060PT</b>	<b>1,016</b>


Packaged in 2 boxes.

	W x D x H (in)	W x D x H (mm)	Code	Price (\$)
<b>Left P-shaped surfaces</b>	<i>Modesty panel. Black steel leg. 1 grommet. Must be attached to another surface.</i>			
	72 x 42 x 29	1800 x 1050 x 735	<b>41NN-PTM3072</b>	<b>1,142</b>
	66 x 42 x 29	1650 x 1050 x 735	<b>41NN-PTM3066</b>	<b>1,117</b>
	60 x 42 x 29	1500 x 1050 x 735	<b>41NN-PTM3060</b>	<b>1,090</b>

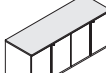
Packaged in 2 boxes.

	W x D x H (in)	W x D x H (mm)	Code	Price (\$)
<b>Right P-shaped surfaces</b>	<i>Modesty panel. Black steel leg. 1 grommet. Must be attached to another surface.</i>			
	72 x 42 x 29	1800 x 1050 x 735	<b>41NN-3072PTM</b>	<b>1,142</b>
	66 x 42 x 29	1650 x 1050 x 735	<b>41NN-3066PTM</b>	<b>1,117</b>
	60 x 42 x 29	1500 x 1050 x 735	<b>41NN-3060PTM</b>	<b>1,090</b>

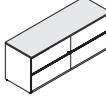
Packaged in 2 boxes.

	W x D x H (in)	W x D x H (mm)	Code	Price (\$)
<b>Lateral file / bookcase credenzas</b>	<i>2 file drawers with suspension bars. Bookcase unit with doors and adjustable shelf. Locks.</i>			
	72 x 24 x 29	1800 x 600 x 735	<b>41_N-LF2472B</b>	<b>1,987</b>
	72 x 20 x 29	1800 x 500 x 735	<b>41_N-LF2072B</b>	<b>1,848</b>

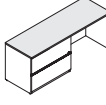
Specify the handle code (X, Y, L).

	W x D x H (in)	W x D x H (mm)	Code	Price (\$)
<b>Bookcase credenzas</b>	<i>Storage unit with doors and adjustable shelves. Locks.</i>			
	72 x 24 x 29	1800 x 600 x 735	<b>41_N-B2472B</b>	<b>1,801</b>
	72 x 20 x 29	1800 x 500 x 735	<b>41_N-B2072B</b>	<b>1,661</b>

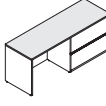
Specify the handle code (X, Y, L).

	W x D x H (in)	W x D x H (mm)	Code	Price (\$)
<b>Lateral file credenzas</b>	<i>4 file drawers with suspension bars. Locks. Optional counterweights to meet BIFMA standards, refer to page 149.</i>			
	72 x 24 x 29	1800 x 600 x 735	<b>41_N-LF2472LF</b>	<b>2,195</b>
	72 x 20 x 29	1800 x 500 x 735	<b>41_N-LF2072LF</b>	<b>2,054</b>

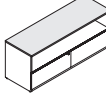
Specify the handle code (X, Y, L).

	W x D x H (in)	W x D x H (mm)	Code	Price (\$)
<b>Left lateral file credenzas</b>	<i>2 file drawers on left with suspension bars. Lock. Grommet on back.</i>			
	72 x 24 x 29	1800 x 600 x 735	<b>41_N-LF2472S</b>	<b>1,640</b>
	66 x 24 x 29	1650 x 600 x 735	<b>41_N-LF2466S</b>	<b>1,575</b>
	60 x 24 x 29	1500 x 600 x 735	<b>41_N-LF2460S</b>	<b>1,508</b>
	72 x 20 x 29	1800 x 500 x 735	<b>41_N-LF2072S</b>	<b>1,508</b>
	66 x 20 x 29	1650 x 500 x 735	<b>41_N-LF2066S</b>	<b>1,433</b>
	60 x 20 x 29	1500 x 500 x 735	<b>41_N-LF2060S</b>	<b>1,404</b>

Specify the handle code (X, Y, L).

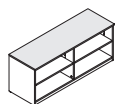
	W x D x H (in)	W x D x H (mm)	Code	Price (\$)
<b>Right lateral file credenzas</b>	<i>2 file drawers on right with suspension bars. Lock. Grommet on back.</i>			
	72 x 24 x 29	1800 x 600 x 735	<b>41_N-S2472LF</b>	<b>1,640</b>
	66 x 24 x 29	1650 x 600 x 735	<b>41_N-S2466LF</b>	<b>1,575</b>
	60 x 24 x 29	1500 x 600 x 735	<b>41_N-S2460LF</b>	<b>1,508</b>
	72 x 20 x 29	1800 x 500 x 735	<b>41_N-S2072LF</b>	<b>1,508</b>
	66 x 20 x 29	1650 x 500 x 735	<b>41_N-S2066LF</b>	<b>1,433</b>
	60 x 20 x 29	1500 x 500 x 735	<b>41_N-S2060LF</b>	<b>1,404</b>

Specify the handle code (X, Y, L).

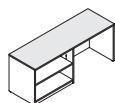
	W x D x H (in)	W x D x H (mm)	Code	Price (\$)
<b>Lateral file credenzas</b>	<i>Open space on top and 2 file drawers on bottom with suspension bars. Locks. Grommet on back. Optional counterweights to meet BIFMA standards, refer to page 149.</i>			
	72 x 24 x 29	1800 x 600 x 735	<b>41_N-SLF2472</b>	<b>1,588</b>
	72 x 20 x 29	1800 x 500 x 735	<b>41_N-SLF2072</b>	<b>1,433</b>

Specify the handle code (X, Y, L).

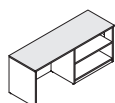
	W x D x H (in)	W x D x H (mm)	Code	Price (\$)
<b>Open bookcase credenzas</b>	<i>1 adjustable shelf on each side.</i>			
	72 x 24 x 29	1800 x 600 x 735	41NN-BE2472BE	1,376
	72 x 20 x 29	1800 x 500 x 735	41NN-BE2072BE	1,307



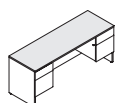
	W x D x H (in)	W x D x H (mm)	Code	Price (\$)
<b>Left open bookcase credenzas</b>	<i>Adjustable shelf. Full-height modesty panel. Grommet on back.</i>			
	72 x 24 x 29	1800 x 600 x 735	41NN-BE2472S	1,268
	72 x 20 x 29	1800 x 500 x 735	41NN-BE2072S	1,197



	W x D x H (in)	W x D x H (mm)	Code	Price (\$)
<b>Right open bookcase credenzas</b>	<i>Adjustable shelf. Full-height modesty panel. Grommet on back.</i>			
	72 x 24 x 29	1800 x 600 x 735	41NN-S2472BE	1,268
	72 x 20 x 29	1800 x 500 x 735	41NN-S2072BE	1,197

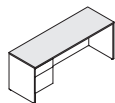


	W x D x H (in)	W x D x H (mm)	Code	Price (\$)
<b>Double pedestal credenzas</b>	<i>2 pedestals with locks, 2 box drawers and 2 file drawers with suspension bars. Pencil tray. Grommet on back.</i>			
	72 x 24 x 29	1800 x 600 x 735	41_N-F2472F	1,575
	66 x 24 x 29	1650 x 600 x 735	41_N-F2466F	1,548
	60 x 24 x 29	1500 x 600 x 735	41_N-F2460F	1,523
	72 x 20 x 29	1800 x 500 x 735	41_N-F2072F	1,433
	66 x 20 x 29	1650 x 500 x 735	41_N-F2066F	1,409
	60 x 20 x 29	1500 x 500 x 735	41_N-F2060F	1,383



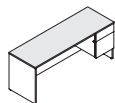
Specify the handle code (X, Y, N).

	W x D x H (in)	W x D x H (mm)	Code	Price (\$)
<b>Left single pedestal credenzas</b>	<i>1 pedestal on left with lock, 1 box drawer and 1 file drawer with suspension bar. Pencil tray. Grommet on back.</i>			
	72 x 24 x 29	1800 x 600 x 735	41_N-F2472S	1,204
	66 x 24 x 29	1650 x 600 x 735	41_N-F2466S	1,175
	60 x 24 x 29	1500 x 600 x 735	41_N-F2460S	1,150
	72 x 20 x 29	1800 x 500 x 735	41_N-F2072S	1,119
	66 x 20 x 29	1650 x 500 x 735	41_N-F2066S	1,095
	60 x 20 x 29	1500 x 500 x 735	41_N-F2060S	1,070



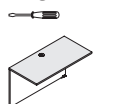
Specify the handle code (X, Y, N).

	W x D x H (in)	W x D x H (mm)	Code	Price (\$)
<b>Right single pedestal credenzas</b>	<i>1 pedestal on right with lock, 1 box drawer and 1 file drawer with suspension bar. Pencil tray. Grommet on back.</i>			
	72 x 24 x 29	1800 x 600 x 735	41_N-S2472F	1,204
	66 x 24 x 29	1650 x 600 x 735	41_N-S2466F	1,175
	60 x 24 x 29	1500 x 600 x 735	41_N-S2460F	1,150
	72 x 20 x 29	1800 x 500 x 735	41_N-S2072F	1,119
	66 x 20 x 29	1650 x 500 x 735	41_N-S2066F	1,095
	60 x 20 x 29	1500 x 500 x 735	41_N-S2060F	1,070

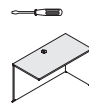


Specify the handle code (X, Y, N).

	W x D x H (in)	W x D x H (mm)	Code	Price (\$)
<b>Bridge-returns</b>	<i>Full-height modesty panel. 1 grommet.</i>			
	48 x 24 x 29	1200 x 600 x 735	41NN-BR2448	445
	42 x 24 x 29	1050 x 600 x 735	41NN-BR2442	420
	36 x 24 x 29	900 x 600 x 735	41NN-BR2436	393
	48 x 20 x 29	1200 x 500 x 735	41NN-BR2048	404
	42 x 20 x 29	1050 x 500 x 735	41NN-BR2042	378
	36 x 20 x 29	900 x 500 x 735	41NN-BR2036	353



	W x D x H (in)	W x D x H (mm)	Code	Price (\$)
<b>Return shells</b>	<i>Reversible. 1 grommet. Can accommodate 1 pedestal.</i>			
	48 x 24 x 29	1200 x 600 x 735	41NN-R2448S	511
	42 x 24 x 29	1050 x 600 x 735	41NN-R2442S	478
	48 x 20 x 29	1200 x 500 x 735	41NN-R2048S	464
	42 x 20 x 29	1050 x 500 x 735	41NN-R2042S	433



	W x D x H (in)	W x D x H (mm)	Code	Price (\$)
<b>Left executive returns</b>	<i>1 pedestal on left with lock, 1 box drawer and 1 file drawer with suspension bar. Pencil tray. Grommet.</i>			
	48 x 24 x 29	1200 x 600 x 735	41_N-F2448R	984
	42 x 24 x 29	1050 x 600 x 735	41_N-F2442R	930
	48 x 20 x 29	1200 x 500 x 735	41_N-F2048R	938
	42 x 20 x 29	1050 x 500 x 735	41_N-F2042R	909



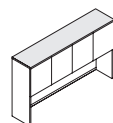
Specify the handle code (X, Y, N).

	W x D x H (in)	W x D x H (mm)	Code	Price (\$)
<b>Right executive returns</b>	<i>1 pedestal on right with lock, 1 box drawer and 1 file drawer with suspension bar. Pencil tray. Grommet.</i>			
	48 x 24 x 29	1200 x 600 x 735	41_N-R2448F	984
	42 x 24 x 29	1050 x 600 x 735	41_N-R2442F	930
	48 x 20 x 29	1200 x 500 x 735	41_N-R2048F	938
	42 x 20 x 29	1050 x 500 x 735	41_N-R2042F	909



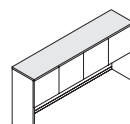
Specify the handle code (X, Y, N).

	W x D x H (in)	W x D x H (mm)	Code	Price (\$)
<b>Hutches with doors – 44" H</b>	<i>Clearance: 21½". Grommet. Full-width wire access. Can accommodate a tackboard, refer to page 147.</i>			
	84 x 16 x 44	2100 x 400 x 1099	41NN-E844416P	1,575
	78 x 16 x 44	1950 x 400 x 1099	41NN-E784416P	1,508
	72 x 16 x 44	1800 x 400 x 1099	41NN-E724416P	1,433
	66 x 16 x 44	1650 x 400 x 1099	41NN-E664416P	1,369
	60 x 16 x 44	1500 x 400 x 1099	41NN-E604416P	1,301
	54 x 16 x 44	1350 x 400 x 1099	41NN-E544416P	1,229
	48 x 16 x 44	1200 x 400 x 1099	41NN-E484416P	1,164
	42 x 16 x 44	1050 x 400 x 1099	41NN-E424416P	1,096
	36 x 16 x 44	900 x 400 x 1099	41NN-E364416P	1,030



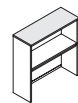
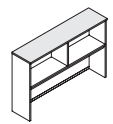
84" to 60": 4 doors  
54" to 48": 3 doors  
42" to 36": 2 doors

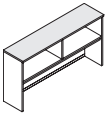
	W x D x H (in)	W x D x H (mm)	Code	Price (\$)
<b>Hutches with doors – 36" H</b>	<i>Clearance: 17⅝". Grommet. Full-width wire access. Can accommodate a tackboard, refer to page 147.</i>			
	84 x 16 x 36	2100 x 400 x 900	41NN-E843616P	1,433
	78 x 16 x 36	1950 x 400 x 900	41NN-E783616P	1,369
	72 x 16 x 36	1800 x 400 x 900	41NN-E723616P	1,301
	66 x 16 x 36	1650 x 400 x 900	41NN-E663616P	1,229
	60 x 16 x 36	1500 x 400 x 900	41NN-E603616P	1,164
	54 x 16 x 36	1350 x 400 x 900	41NN-E543616P	1,096
	48 x 16 x 36	1200 x 400 x 900	41NN-E483616P	1,030
	42 x 16 x 36	1050 x 400 x 900	41NN-E423616P	957
	36 x 16 x 36	900 x 400 x 900	41NN-E363616P	890

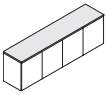


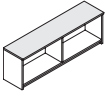
84" to 60": 4 doors  
54" to 48": 3 doors  
42" to 36": 2 doors


	W x D x H (in)	W x D x H (mm)	Code	Price (\$)
<b>Open hutches – 44" H</b>	<i>Clearance: 21½". Grommet. Full-width wire access. Can accommodate a tackboard, refer to page 147.</i>			
	84 x 16 x 44	2100 x 400 x 1099	41NN-E844416	1,301
	78 x 16 x 44	1950 x 400 x 1099	41NN-E784416	1,229
	72 x 16 x 44	1800 x 400 x 1099	41NN-E724416	1,164
	66 x 16 x 44	1650 x 400 x 1099	41NN-E664416	1,096
	60 x 16 x 44	1500 x 400 x 1099	41NN-E604416	1,030
	54 x 16 x 44	1350 x 400 x 1099	41NN-E544416	957
	48 x 16 x 44	1200 x 400 x 1099	41NN-E484416	890
	42 x 16 x 44	1050 x 400 x 1099	41NN-E424416	824
	36 x 16 x 44	900 x 400 x 1099	41NN-E364416	752





	W x D x H (in)	W x D x H (mm)	Code	Price (\$)
<b>Open hutches – 36" H</b> 	<i>Clearance: 17 3/8". Grommet. Full-width wire access. Can accommodate a tackboard, refer to page 147.</i>			
	84 x 16 x 36	2100 x 400 x 900	41NN-E843616	1,164
	78 x 16 x 36	1950 x 400 x 900	41NN-E783616	1,096
	72 x 16 x 36	1800 x 400 x 900	41NN-E723616	1,030
	66 x 16 x 36	1650 x 400 x 900	41NN-E663616	957
	60 x 16 x 36	1500 x 400 x 900	41NN-E603616	890
	54 x 16 x 36	1350 x 400 x 900	41NN-E543616	824
	48 x 16 x 36	1200 x 400 x 900	41NN-E483616	752
	42 x 16 x 36	1050 x 400 x 900	41NN-E423616	685
	36 x 16 x 36	900 x 400 x 900	41NN-E363616	620


	W x D x H (in)	W x D x H (mm)	Code	Price (\$)
<b>Wall-mounted hutches with doors – 22" H</b> 	<i>Hanger bar included for wall-mount installation. Can accommodate a tackboard, refer to page 147.</i>			
	84 x 16 x 22	2100 x 400 x 553	41NN-EM842216P	1,468
	78 x 16 x 22	1950 x 400 x 553	41NN-EM782216P	1,404
	72 x 16 x 22	1800 x 400 x 553	41NN-EM722216P	1,337
	66 x 16 x 22	1650 x 400 x 553	41NN-EM662216P	1,268
	60 x 16 x 22	1500 x 400 x 553	41NN-EM602216P	1,197
	54 x 16 x 22	1350 x 400 x 553	41NN-EM542216P	1,130
	48 x 16 x 22	1200 x 400 x 553	41NN-EM482216P	1,063
	42 x 16 x 22	1050 x 400 x 553	41NN-EM422216P	991
	36 x 16 x 22	900 x 400 x 553	41NN-EM362216P	923


	W x D x H (in)	W x D x H (mm)	Code	Price (\$)
<b>Wall-mounted open hutches – 22" H</b> 	<i>Hanger bar included for wall-mount installation. Can accommodate a tackboard, refer to page 147.</i>			
	84 x 16 x 22	2100 x 400 x 553	41NN-EM842216	1,197
	78 x 16 x 22	1950 x 400 x 553	41NN-EM782216	1,130
	72 x 16 x 22	1800 x 400 x 553	41NN-EM722216	1,063
	66 x 16 x 22	1650 x 400 x 553	41NN-EM662216	991
	60 x 16 x 22	1500 x 400 x 553	41NN-EM602216	923
	54 x 16 x 22	1350 x 400 x 553	41NN-EM542216	858
	48 x 16 x 22	1200 x 400 x 553	41NN-EM482216	784
	42 x 16 x 22	1050 x 400 x 553	41NN-EM422216	718
	36 x 16 x 22	900 x 400 x 553	41NN-EM362216	653


	W x D x H (in)	W x D x H (mm)	Code	Price (\$)
<b>Lateral file units</b> 	<i>2 file drawers with suspension bars. Lock. Optional counterweight to meet BIFMA standards, refer to page 149.</i>			
	36 x 24 x 29	900 x 600 x 735	41_N-2436LF	1,197
	30 x 24 x 29	750 x 600 x 735	41_N-2430LF	1,142
	36 x 20 x 29	900 x 500 x 735	41_N-2036LF	1,150
	30 x 20 x 29	750 x 500 x 735	41_N-2030LF	1,096


	W x D x H (in)	W x D x H (mm)	Code	Price (\$)
<b>Bookcase units with doors</b> 	<i>Adjustable shelf. Lock.</i>			
	36 x 24 x 29	900 x 600 x 735	41_N-2436B	1,030
	30 x 24 x 29	750 x 600 x 735	41_N-2430B	970
	36 x 20 x 29	900 x 500 x 735	41_N-2036B	984


	W x D x H (in)	W x D x H (mm)	Code	Price (\$)
<b>Combined pedestals</b> 	<i>2 box drawers, 2 file drawers with suspension bars. Lock. Pencil tray.</i>			
	36 x 24 x 29	900 x 600 x 735	41_N-2436CO	1,428

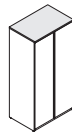
	W x D x H (in)	W x D x H (mm)	Code	Price (\$)
<b>Combined pedestals</b> 	<i>2 box drawers, 2 file drawers with suspension bars. Lock. Pencil tray.</i>			
	36 x 24 x 29	900 x 600 x 735	41_N-CO2436	1,428

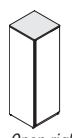
	W x D x H (in)	W x D x H (mm)	Code	Price (\$)
<b>Modular lateral files</b> 	<i>2 file drawers with suspension bars. Lock. Must be installed under a work surface. 1 tone only.</i>			
	36 x 18 x 28	898 x 448 x 711	4N_N-1836LFL	1,063
	30 x 18 x 28	748 x 448 x 711	4N_N-1830LFL	1,005

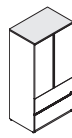
	W x D x H (in)	W x D x H (mm)	Code	Price (\$)
<b>Modular combined pedestal</b> 	<i>2 box drawers on left, 2 file drawers with suspension bars. Lock. Pencil tray. Must be installed under a work surface. 1 tone only.</i>			
	36 x 18 x 28	898 x 448 x 711	4N_N-1836COL	1,364

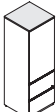
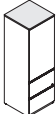
	W x D x H (in)	W x D x H (mm)	Code	Price (\$)
<b>Modular combined pedestal</b> 	<i>2 box drawers on right, 2 file drawers with suspension bars. Lock. Pencil tray. Must be installed under a work surface. 1 tone only.</i>			
	36 x 18 x 28	898 x 448 x 711	4N_N-CO1836L	1,364

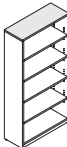
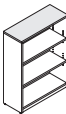
	W x D x H (in)	W x D x H (mm)	Code	Price (\$)
<b>Modular bookcases with doors</b> 	<i>Adjustable shelf. Lock. Must be installed under a work surface. 1 tone only.</i>			
	36 x 18 x 28	898 x 448 x 711	4N_N-1836BL	957
	30 x 18 x 28	748 x 448 x 711	4N_N-1830BL	904


	W x D x H (in)	W x D x H (mm)	Code	Price (\$)
<b>Storage or wardrobe units</b> 	<i>3 adjustable shelves and 1 full-width fixed shelf. Full-width clothes hanger bar. 73" H storage unit matches the height of a credenza with a 44" H hutch. 65" H storage unit matches the height of a credenza with a 36" H hutch.</i>			
	36 x 24 x 73	900 x 600 x 1834	41_N-243673B	1,813
	36 x 20 x 73	900 x 500 x 1834	41_N-203673B	1,674
	36 x 24 x 65	900 x 600 x 1635	41_N-243665B	1,674
	36 x 20 x 65	900 x 500 x 1635	41_N-203665B	1,541


	W x D x H (in)	W x D x H (mm)	Code	Price (\$)
<b>Storage or wardrobe units</b> 	<i>3 adjustable shelves and 1 full-width fixed shelf. Full-width clothes hanger bar. 73" H storage unit matches the height of a credenza with a 44" H hutch. 65" H storage unit matches the height of a credenza with a 36" H hutch.</i>			
	24 x 24 x 73	600 x 600 x 1834	41_N-242473BR	1,468
	24 x 24 x 73	600 x 600 x 1834	41_N-242473BL	1,468
	24 x 20 x 73	600 x 500 x 1834	41_N-202473BR	1,404
	24 x 20 x 73	600 x 500 x 1834	41_N-202473BL	1,404
	24 x 24 x 65	600 x 600 x 1635	41_N-242465BR	1,404
	24 x 24 x 65	600 x 600 x 1635	41_N-242465BL	1,404
	24 x 20 x 65	600 x 500 x 1635	41_N-202465BR	1,337
	24 x 20 x 65	600 x 500 x 1635	41_N-202465BL	1,337


	W x D x H (in)	W x D x H (mm)	Code	Price (\$)
<b>Storage units with lateral file</b> 	<i>2 adjustable shelves. 2 file drawers with suspension bars. Lock on drawers. 73" H storage matches the height of a credenza with a 44" H hutch. 65" H storage unit matches the height of a credenza with a 36" H hutch.</i>			
	36 x 24 x 73	900 x 600 x 1834	41_N-243673LFB	2,195
	36 x 20 x 73	900 x 500 x 1834	41_N-203673LFB	2,054
	36 x 24 x 65	900 x 600 x 1635	41_N-243665LFB	2,104
	36 x 20 x 65	900 x 500 x 1635	41_N-203665LFB	1,974


	W x D x H (in)	W x D x H (mm)	Code	Price (\$)
<b>Storage units with lateral file</b>  Open right (FBR)  Open left (FBL)	<i>Reversible door. 2 adjustable shelves. 2 file drawers with suspension bars. Lock on drawers. 73" H storage unit matches the height of a credenza with a 44" H hutch. 65" H storage unit matches the height of a credenza with a 36" H hutch.</i>			
	24 x 24 x 73	600 x 600 x 1834	41_N-242473FBR	1,861
	24 x 24 x 73	600 x 600 x 1834	41_N-242473FBL	1,861
	24 x 20 x 73	600 x 500 x 1834	41_N-202473FBR	1,727
	24 x 20 x 73	600 x 600 x 1834	41_N-202473FBL	1,727
	24 x 24 x 65	600 x 600 x 1635	41_N-242465FBR	1,794
	24 x 24 x 65	600 x 600 x 1635	41_N-242465FBL	1,794
	24 x 20 x 65	600 x 500 x 1635	41_N-202465FBR	1,656
	24 x 20 x 65	600 x 600 x 1635	41_N-202465FBL	1,656
		<b>Specify the handle code (X, Y, L).</b>		


	W x D x H (in)	W x D x H (mm)	Code	Price (\$)
<b>Open bookcases</b>  	<i>4 adjustable shelves.</i>			
	36 x 14 x 73	900 x 350 x 1834	41NN-B367314	1,030
	36 x 14 x 65	900 x 350 x 1635	41NN-B366514	923
	<i>2 adjustable shelves.</i>			
	36 x 14 x 48	900 x 350 x 1200	41NN-B364814	824
	<i>Additional shelf.</i>			
	34 x 13 x 1	846 x 325 x 25	41NN-TB3614.1E	139


	W x D x H (in)	W x D x H (mm)	Code	Price (\$)
<b>Corner open bookcases</b> 	<i>4 adjustable shelves.</i>			
	24 x 24 x 73	600 x 600 x 1834	41NN-B242473	1,096
	20 x 20 x 73	500 x 500 x 1834	41NN-B202073	1,030
	24 x 24 x 65	600 x 600 x 1635	41NN-B242465	1,030
	20 x 20 x 65	500 x 500 x 1635	41NN-B202065	957


	W x D x H (in)	W x D x H (mm)	Code	Price (\$)
<b>Corner open bookcases</b> 	<i>1 adjustable shelf.</i>			
	24 x 24 x 29	600 x 600 x 735	41NN-B242429	685
	20 x 20 x 29	500 x 500 x 735	41NN-B202029	620


	W x D x H (in)	W x D x H (mm)	Code	Price (\$)
<b>Mobile pedestals</b> 	<i>2 box drawers, 1 file drawer with suspension bar. Pencil tray. Brakes on front casters. Lock. Fits under a work surface. 1 tone only.</i>			
	15 x 23 x 27 1/8	390 x 575 x 689	4N_N-MP1523UF	1,005
	15 x 18 x 27 1/8	390 x 450 x 689	4N_N-MP1518UF	938
	<b>Specify the handle code (X, Y, L).</b>			


	W x D x H (in)	W x D x H (mm)	Code	Price (\$)
<b>Mobile pedestal</b> 	<i>2 file drawers with suspension bars. Brakes on front casters. Lock. Fits under a work surface. 1 tone only.</i>			
	15 x 23 x 27 1/8	390 x 575 x 689	4N_N-MP1523FF	957
	<b>Specify the handle code (X, Y, L).</b>			


	W x D x H (in)	W x D x H (mm)	Code	Price (\$)
<b>Mobile pedestals</b> 	<i>1 box drawer and 1 file drawer with suspension bar. Pencil tray. Brakes on front casters. Lock. Fits under a work surface. 1 tone only.</i>			
	15 x 23 x 20 3/4	390 x 575 x 527	4N_N-MP1523F	923
	15 x 18 x 20 3/4	390 x 450 x 527	4N_N-MP1518F	890
	<b>Specify the handle code (X, Y, L).</b>			

	W x D x H (in)	W x D x H (mm)	Code	Price (\$)
<b>Modular pedestal</b> 	<i>2 box drawers, 1 file drawer with suspension bar. Pencil tray. Lock. Must be installed under work surface. 1 tone only.</i>			
	15 x 18 x 28	388 x 448 x 711	4N_N-P1518UFL	869
	<b>Specify the handle code (X, Y, L).</b>			

	W x D x H (in)	W x D x H (mm)	Code	Price (\$)
<b>Modular pedestal</b> 	<i>2 file drawers with suspension bars. Lock. Must be installed under a work surface. 1 tone only.</i>			
	15 x 18 x 28	388 x 448 x 711	4N_N-P1518FFL	837
	<b>Specify the handle code (X, Y, L).</b>			

	W x D x H (in)	W x D x H (mm)	Code	Price (\$)
<b>Hanging pedestal</b> 	<i>1 box drawer and 1 file drawer with suspension bar. Pencil tray. Lock. Must be installed under a work surface de travail. 1 tone only.</i>			
	15 x 17 1/2 x 19 1/4	388 x 448 x 489	4N_N-F	764
	<b>Specify the handle code (X, Y, L).</b>			


	W x D x H (in)	W x D x H (mm)	Code	Price (\$)
<b>Metal pedestal</b> 	<i>2 box drawers, 1 file drawer with suspension bar. Pencil tray. Charcoal metal body and laminate drawer fronts. Lock. Must be installed under work surface.</i>			
	15 x 22 x 28	372 x 540 x 713	4N_N-PM1522UFL	632
	<b>Specify the handle code (X, Y, L).</b>			


	W x D x H (in)	W x D x H (mm)	Code	Price (\$)
<b>Metal pedestal</b> 	<i>2 file drawers with suspension bars. Charcoal metal body and laminate drawer fronts. Lock. Must be installed under a work surface.</i>			
	15 x 22 x 28	372 x 540 x 713	4N_N-PM1522FFL	603
	<b>Specify the handle code (X, Y, L).</b>			

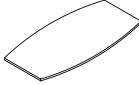
**Item discontinued**


*1 box drawer and 1 file drawer with suspension bar. Pencil tray. Lock. Charcoal metal body and laminate drawer fronts. Must be installed under a work surface.*


15 x 22 x 28 372 x 540 x 713 4N\_N-PM1522UFL 578

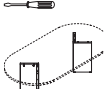
	W x D x H (in)	W x D x H (mm)	Code	Price (\$)
<b>Round tops</b> 	<i>Conference tables.</i>			
	36 x 36 x 1 1/2	900 x 900 x 38	45NN-R36	411
	42 x 42 x 1 1/2	1050 x 1050 x 38	45NN-R42	566
	48 x 48 x 1 1/2	1200 x 1200 x 38	45NN-R48	625


	W x D x H (in)	W x D x H (mm)	Code	Price (\$)
<b>Rectangular tops</b> 	<i>Conference tables.</i>			
	72 x 36 x 1 1/2	1800 x 900 x 38	45NN-REC72	692
	96 x 48 x 1 1/2	2400 x 1200 x 38	45NN-REC96	991

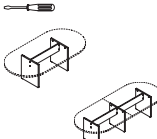
	W x D x H (in)	W x D x H (mm)	Code	Price (\$)
<b>Boat-shape tops</b> 	<i>Conference tables. 120" and 144" tops are in two pieces.</i>			
	96 x 48 x 1 1/2	2400 x 1200 x 38	45NN-B96	1,101
	120 x 48 x 1 1/2	3000 x 1200 x 38	45NN-B120	1,383
	144 x 48 x 1 1/2	3600 x 1200 x 38	45NN-B144	1,451










	W x D x H (in)	W x D x H (mm)	Code	Price (\$)
<b>Racetrack tops</b> 	<i>Conference tables. 120" and 144" tops are in two pieces.</i>			
	72 x 36 x 1 1/2	1800 x 900 x 38	45NN-RT72	803
	96 x 48 x 1 1/2	2400 x 1200 x 38	45NN-RT96	1,101
	120 x 48 x 1 1/2	3000 x 1200 x 38	45NN-RT120	1,383
	144 x 48 x 1 1/2	3600 x 1200 x 38	45NN-RT144	1,451


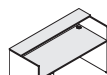

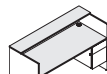



	W x D x H (in)	W x D x H (mm)	Code	Price (\$)
<b>Cross bases</b> 	<i>1 1/2" thermofused laminate.</i>			
	22 x 22 x 28	555 x 555 x 710	LGC-CR22	439
	27 x 27 x 28	680 x 680 x 710	LGC-CR27	486
	33 x 33 x 28	825 x 825 x 710	LGC-CR33	552

	W x D x H (in)	W x D x H (mm)	Code	Price (\$)
<b>V-bases</b> 	<i>1 1/2" thermofused laminate.</i>			
	18 x 18 x 28	450 x 450 x 710	LGC-2V18	(pair) 700

	W x D x H (in)	W x D x H (mm)	Code	Price (\$)
<b>Drum base</b> 	<i>18 x 18 x 28</i>			
	460 x 460 x 710	LGC-DB19	1,030	

	W x D x H (in)	W x D x H (mm)	Code	Price (\$)
<b>Panel bases</b> 	<i>Panel bases and crosspieces packaged separately.</i>			
	<i>For 72" and 96" tables.</i>			
	43 3/8 x 24 x 28	1084 x 600 x 710	LGC-P30.7296	511
<i>For 120" and 144" tables.</i>				
85 x 24 x 28	2126 x 600 x 710	LGC-P30.120144	803	

	W x D x H (in)	W x D x H (mm)	Code	Price (\$)
<b>Cross base</b>	<i>Black steel leg.</i>			
	33 x 33 x 28	830 x 830 x 710	<b>LGC-CH433 NNN</b>	(each) <b>705</b>
<b>T-base</b>	<i>Black steel leg.</i>			
	30 x 4 x 28	760 x 105 x 710	<b>LGC-CH233 NNN</b>	(each) <b>545</b>
<b>Leg</b>	<i>Black steel leg.</i>			
	6 x 6 x 28	150 x 150 x 710	<b>LGC-TL NNN</b>	(each) <b>326</b>
<b>Printer table</b>	<i>1 height adjustable sliding shelf. Grommet on modesty panel.</i>			
	30 x 24 x 29	750 x 600 x 735	<b>41NN-2430PS</b>	<b>824</b>
<b>Coffee table</b>	22 x 22 x 18	550 x 550 x 450	<b>41NN-ST222218</b>	<b>445</b>
				
<b>Magazine table</b>	48 x 22 x 18	1200 x 550 x 450	<b>41NN-ST224818</b>	<b>478</b>
				
<b>Mobile serving carts</b>	<i>1 sliding shelf, 1 box drawer. Pencil tray. 1 door. 1 shelf.</i>			
	20 x 21 x 36	500 x 520 x 900	<b>41_N-MS212036</b>	<b>1,070</b>
	<b>Specify the handle code (X, Y, L).</b>			
	<i>1 sliding shelf, 2 box drawers. Pencil tray. 2 doors. 2 shelves.</i>			
	36 x 21 x 36	900 x 520 x 900	<b>41_N-MS213636</b>	<b>1,661</b>
	<b>Specify the handle code (X, Y, L).</b>			
<b>Marker board</b>	<i>Non-magnetic surface for use with dry-erase markers. Eraser tray along bottom of board. Inside face of doors covered in natural cork. Hooks for paper pad. 180° hinges.</i>			
	54 x 5 x 41¼	1368 x 130 x 1049	<b>41_N-VBX4054</b>	<b>1,716</b>
	<b>Specify the handle code (X, Y, L).</b>			

	W x D x H (in)	W x D x H (mm)	Code	Price (\$)
<b>Lectern</b>	<i>1 fixed shelf. 1 grommet. 4 casters, 2 with brakes.</i>			
	24 x 18 x 44	600 x 450 x 1112	<b>41NN-LC181844</b>	<b>957</b>
<b>Right reception desks</b>	<i>Desk with pedestal on left, 1 box drawer and 1 file drawer with suspension bar. Lock. Pencil tray. 2 grommets. Full-height modesty panel.</i>			
	72 x 30 x 42	1800 x 750 x 1050	<b>41_N-GF3072S</b>	<b>1,782</b>
	<b>Specify the handle code (X, Y, N).</b>			
	<i>Right return with pedestal on right, 1 box drawer and 1 file drawer with suspension bar. Lock. Pencil tray. 1 grommet. Full-height modesty panel.</i>			
	48 x 24 x 42	1200 x 600 x 1050	<b>41_N-GR2448F</b>	<b>1,164</b>
	42 x 24 x 42	1050 x 600 x 1050	<b>41_N-GR2442F</b>	<b>1,137</b>
	<b>Specify the handle code (X, Y, N).</b>			
<b>Left reception desks</b>	<i>Desk with pedestal on right, 1 box drawer and 1 file drawer with suspension bar. Lock. Pencil tray. 2 grommets. Full-height modesty panel.</i>			
	72 x 30 x 42	1800 x 750 x 1050	<b>41_N-GS3072F</b>	<b>1,782</b>
	<b>Specify the handle code (X, Y, N).</b>			
	<i>Left return with pedestal on left, 1 box drawer and 1 file drawer with suspension bar. Lock. Pencil tray. 1 grommet. Full-height modesty panel.</i>			
	48 x 24 x 42	1200 x 600 x 1050	<b>41_N-GF2448R</b>	<b>1,164</b>
	42 x 24 x 42	1050 x 600 x 1050	<b>41_N-GF2442R</b>	<b>1,137</b>
	<b>Specify the handle code (X, Y, N).</b>			
<b>Additional legs</b>	<i>1 full leg. For AT, DT and CM tables.</i>			
	30 x 1 x 27½	750 x 25 x 698	<b>4NNN-L30</b>	<b>179</b>
	24 x 1 x 27½	600 x 25 x 698	<b>4NNN-L24</b>	<b>167</b>
	20 x 1 x 27½	500 x 25 x 698	<b>4NNN-L20</b>	<b>153</b>
<b>Additional legs</b>	<i>1 recessed leg. For AT, DT and CM tables.</i>			
	13 x 1 x 27½	340 x 25 x 698	<b>4NNN-L12</b>	<b>139</b>

BASE OPTIONS / QUANTITY

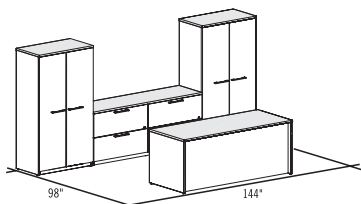
	Top Lengths	LGC-CR22	LGC-CR27	LGC-CR33	LGC-2V18	LGC-DB19	LGC-P30.7296	LGC-P30.120144	LGC-CH433	LGC-CH233	LGC-TL*
36" DEPTH	36"	1				1			1		4
	72"	2			1	2	1		2	2	4
42" DEPTH	42"		1						1		4
48" DEPTH	48"			1					1		4
	96"			2	1	2	1		2	2	4
	120"			3	1+1 CR33	3		1	3	3	6
	144"			3	1+1 CR33	3		1	3	3	6

\* Not compatible with round tops.



# SUGGESTIONS

## 41\_N-PLAN01



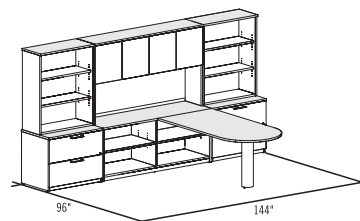
Plan shown in Concept 400E Flyer:

**41YN-PLAN01** **\$6,413**

- 1 41YN-F3072S
- 1 41YN-LF2072LF
- 2 41YN-203665B

Imperia pull (Y).

## 41\_N-PLAN06



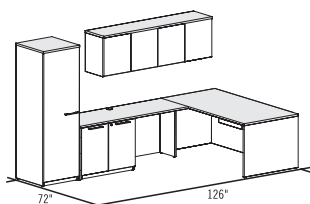
Plan shown in Concept 400E Flyer:

**41XN-PLAN06** **\$7,676**

- 1 41NN-BU3672
- 1 41NN-BE2472BE
- 2 41XN-2436LF
- 2 MINNN-EB364416
- 1 41NN-E724416P

Suasa pull (X).

## 41\_N-PLAN02



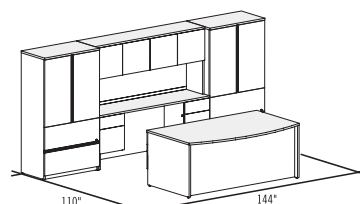
Plan shown in Concept 400E Flyer:

**41YN-PLAN02** **\$5,458**

- 1 41NN-TDM3072
- 1 41NN-DT2472B
- 1 4NYN-1836BL
- 1 41YN-242473BL
- 1 41NN-EM722216P
- 1 LGC-DR20M

Imperia pull (Y).

## 41\_N-PLAN07

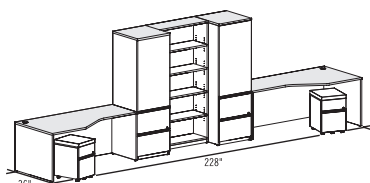


Not shown in Concept 400E Flyer:

**QS41\_N-PLAN07** **\$8,646**

- 1 QS41\_N-F4272FA
- 1 QS41\_N-F2072F
- 1 QS41NN-E723616P
- 2 QS41\_N-203665LFB

## 41\_N-PLAN03



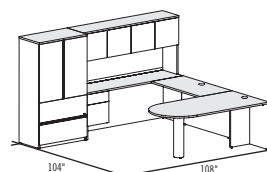
Plan shown in Concept 400E Flyer:

**41LN-PLAN03** **\$11,463**

- 1 41NN-CM367224A
- 1 41NN-CM723624A
- 2 4NLN-MP1518F
- 2 LGC-CU1518
- 1 41LN-242473FBR
- 1 41LN-242473FBL
- 1 41NN-B367314
- 2 LGC-SUP2ECPLS

Linear pull (L).

## 41\_N-PLAN08

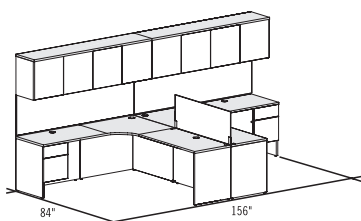


Not shown in Concept 400E Flyer:

**QS41\_N-PLAN08** **\$5,792**

- 1 QS41NN-BT3672
- 1 QS41NN-BR2448
- 1 QS41\_N-F2072S
- 1 QS41NN-E723616P
- 1 QS41\_N-203665LFB

## 41\_N-PLAN04



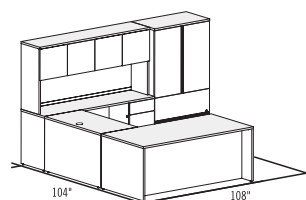
Plan shown in Concept 400E Flyer:

**41LN-PLAN04** **\$8,942**

- 1 41LN-F2442R
- 2 41NN-CM3624D
- 2 41NN-R2448S
- 1 41LN-R2442F
- 2 41NN-EM782216P
- 2 LGC-TK7821M
- 1 CNNN-SCT4818

Linear pull (L).

## 41\_N-PLAN09

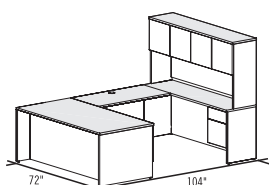


Not shown in Concept 400E Flyer:

**QS41\_N-PLAN09** **\$6,175**

- 1 QS41\_N-F3672S
- 1 QS41NN-BR2448
- 1 QS41\_N-S2072F
- 1 QS41NN-E723616P
- 1 QS41\_N-203665LFB

## 41\_N-PLAN05



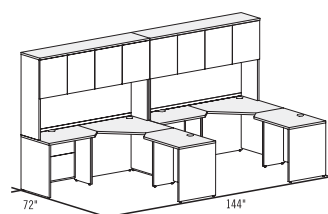
Plan shown in Concept 400E Flyer:

**QS41LN-PLAN05** **\$4,204**

- 1 QS41LN-F3672S
- 1 QS41NN-BR2448
- 1 QS41LN-S2072F
- 1 QS41NN-E723616P

Linear pull (L).

## 41\_N-PLAN10



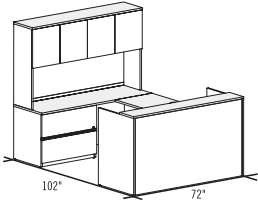
Not shown in Concept 400E Flyer:

**QS41\_N-PLAN10** **\$8,239**

- 2 QS41NN-CM3618S
- 2 QS41NN-AT243618B
- 2 QS41NN-AT183624B
- 2 QS41NN-E723616P
- 2 QS4N\_N-F

# SUGGESTIONS

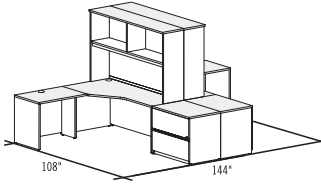
## 41\_N-PLAN11



Not shown in Concept 400E Flyer:

<b>QS41_N-PLAN11</b>	<b>\$5,305</b>
1 QS41_N-GS3072F	
1 QS41NN-BR2448	
1 QS41_N-LF2472S	
1 QS41NN-E724416P	

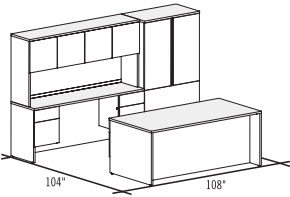
## 41\_N-PLAN14



Not shown in Concept 400E Flyer:

<b>41_N-PLAN14</b>	<b>\$8,239</b>
1 41NN-CM367224A	
1 41NN-CM723624A	
2 41NN-DT2436B	
2 41NN-E724416	
2 41_N-2436LF	

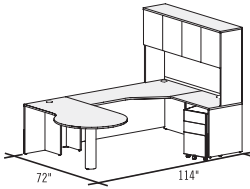
## 41\_N-PLAN12



Not shown in Concept 400E Flyer:

<b>QS41_N-PLAN12</b>	<b>\$6,374</b>
1 QS41_N-F3672F	
1 QS41_N-F2072F	
1 QS41NN-E723616P	
1 QS41_N-203665LFB	

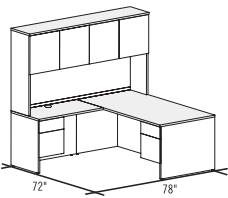
## 41\_N-PLAN15



Not shown in Concept 400E Flyer:

<b>41_N-PLAN15</b>	<b>\$5,211</b>
1 41NN-PT3072	
1 41NN-CM723624B	
1 41NN-DT2436B	
1 41NN-E724416P	
1 4N_N-MP1518UF	

## 41\_N-PLAN13



Not shown in Concept 400E Flyer:

<b>QS41_N-PLAN13</b>	<b>\$3,775</b>
1 QS41_N-S3672F	
1 QS41_N-F2442R	
1 QS41NN-E784416P	

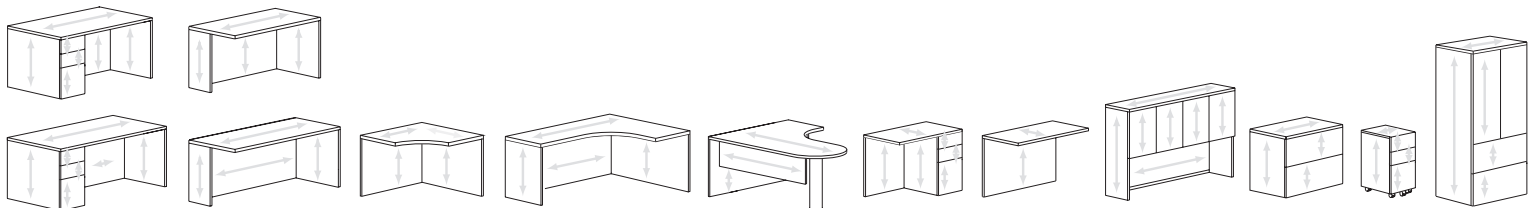
### READY TO SHIP IN 5 DAYS!

Several suggested layouts, components and accessories identified by this pictogram are part of the **Lacasse quick delivery program**.

Please refer to page 3 for complete program details.



### TYPICAL WOOD GRAIN DIRECTION FOR CONCEPT 400E:



## LACASSE'S CONCEPT 300 IS A FURNITURE COLLECTION OF OUTSTANDING VALUE

This collection combines function, quality and durability. Find everything you need to create a small touch-down office or any large high-performance work environments! The shapes and components of Concept 300 are true values and thanks to its design, Concept 300 will remain timeless over the years. Concept 300 offers a vast portfolio of products and is the best quality / price furniture solution built under the Lacasse seal of quality!

### GENERAL SPECIFICATIONS

#### CONSTRUCTION

Casegoods are made of particleboard panels finished on both sides with mar-resistant high-performance thermofused laminate (45 lbs/ft<sup>3</sup>), also called TFL.

#### EDGEBANDING

Most Concept 300 components are finished with a 1/8" (3 mm) ABS smooth edgbanding. All edges are finished.

#### DRAWERS AND DOORS

All drawers are built for trouble-free performance;

- Black full extension ball bearing suspensions.
- 100 lbs (45 kg) load capacity for box and file drawers.
- 150 lbs (68 kg) load capacity for lateral file drawers.
- PVC top rails on lateral file drawers for hanging folders.
- Standard interlock system where required.

Doors on storage furniture;

- 120° hinges on doors.

#### HANDLES

Two choices of metal handles available in Silver finish: Square (E) or Round (F).


#### LOCKS

Silver cam locks are standard on drawers and storage furniture. In case of a product with a multiple drawer configuration, the lock controls all drawers. A key-alike option is also available upon request (contact Groupe Lacasse Customer Service).

#### LEVELERS

Levelers allow up to 1" (25 mm) height adjustment.

#### UNASSEMBLED ITEMS

Products delivered unassembled are identified by a pictogram. 

#### DIMENSIONS

Metric dimensions are exact; imperial dimensions are nominal (unless otherwise specified).

### TECHNICAL FEATURES

- Most of the 29" H (735 mm) products from the Concept 300 collection have a 1" (27 mm) recessed back panel which allows the furniture to be installed against a wall with a power outlet.
- On low-profile credenzas, desks and returns, the recessed full-height back panel overlaps the exterior side panels.
- Drawer fronts of 29" H (735 mm) storage units and doors of hutches have a non-continuous horizontal wood grain direction.

#### PEDESTAL WITH INNER DRAWERS

Pedestal with full-height front concealing a box drawer with pencil tray and a file drawer with suspension bar.



#### DESKS

- Modesty panels on desks are recessed 6" (150 mm); except modesty panels on bow front desks with metal pedestals which are recessed 9" (225 mm).
- Desks have a 3/4 height modesty panel which overlaps the exterior side panels, except furniture with low-profile pedestals.
- To change to a full-height modesty panel, specify .4 at the end of the product code and add a \$64 list upcharge. Not on QuickShip.

#### TABLES AND CREDENZAS

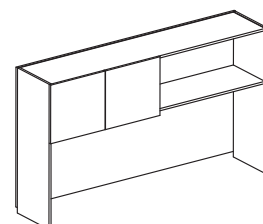
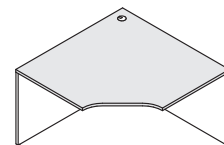
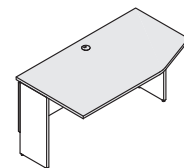
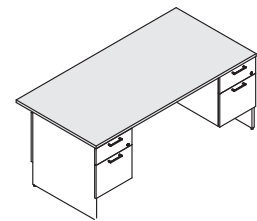
- Back panels are recessed 1" (27 mm).
- Products have a 3/4 height modesty panel which overlaps the exterior side panels.
- Full-width or recessed leg panels on DT tables must be specified in left- or right-hand side version.
- To change to a full-height back panel, specify .4 at the end of the product code and add a \$64 list upcharge. Not on QuickShip.

#### CORNER MODELS

- Symmetrical corner module: Full-height side panels. The corner module must be attached to another work surface on each side.
- Extended corner module: The 3/4 height back panel overlaps the extended portion of the module and is recessed 1" (27 mm).

#### HUTCHES

- Hutches have a back panel which overlaps the exterior side panels.
- All hutches are equipped at work surface height with a full-width access to accommodate electrical wires.
- A regular grommet (round and black) is also provided on the back panel of the hutch to accommodate an optional task light unit.
- Clearance under hutches range from 18 5/8" to 26 1/2" (473 to 673 mm) depending on the model.





**EDGEBANDING**

Furniture with 1" (25 mm) thick tops.

**N Edge**



Smooth, 3/8" (3 mm) thick edge.

The **N** edge is **matched with the finish specified for the surface.**

**HANDLES**

Two choices of metal handles available in Silver finish:



**E – Square, Silver**



**F – Round, Silver**

**LEG**



**V – Round, Silver**

**CODIFICATION**

Series	Options		
	Thickness	Edgebanding	Handles
<b>3</b>	<b>1</b> Thermofused laminate 1"	<b>N</b> Smooth edge	<b>E</b> Square, Silver <b>F</b> Round, Silver

**READY TO SHIP IN 5 DAYS!**

Several suggested layouts, components and accessories identified by this pictogram are part of the **Lacasse quick delivery program.**

Please refer to page 3 for complete program details.



	W x D x H (in)	W x D x H (mm)	Code	All Laminate (\$)
<b>DESKS</b>				
<b>Double pedestal desks</b>	<i>2 pedestals with locks. 2 box drawers and 2 file drawers with suspension bars. Pencil tray. Recessed 3/4 height modesty panel.</i>			
	72 x 36 x 29	1800 x 900 x 735	<b>31N_-F3672F</b>	<b>1,582</b>
	72 x 30 x 29	1800 x 750 x 735	<b>31N_-F3072F</b>	<b>1,529</b>
	66 x 30 x 29	1650 x 750 x 735	<b>31N_-F3066F</b>	<b>1,462</b>
	60 x 30 x 29	1500 x 750 x 735	<b>31N_-F3060F</b>	<b>1,409</b>
	<b>Specify the handle code (E, F).</b>			
<b>Double pedestal desks – inner drawers</b>	<i>2 pedestals with locks. Pedestals with full-height fronts concealing 2 box drawers and 2 file drawers with suspension bars. Pencil tray. Recessed 3/4 height modesty panel.</i>			
	72 x 36 x 29	1800 x 900 x 735	<b>31N_-IF3672IF</b>	<b>1,443</b>
	72 x 30 x 29	1800 x 750 x 735	<b>31N_-IF3072IF</b>	<b>1,388</b>
	66 x 30 x 29	1650 x 750 x 735	<b>31N_-IF3066IF</b>	<b>1,329</b>
	60 x 30 x 29	1500 x 750 x 735	<b>31N_-IF3060IF</b>	<b>1,268</b>
	<b>Specify the handle code (E, F).</b>			
<b>Double pedestal desks – low profile</b>	<i>2 pedestals with locks. 2 box drawers and 3 file drawers with suspension bars. Pencil tray. Recessed, full-height modesty panel.</i>			
	72 x 36 x 29	1800 x 900 x 735	<b>31N_-UF3672FF</b>	<b>1,960</b>
	72 x 30 x 29	1800 x 750 x 735	<b>31N_-UF3072FF</b>	<b>1,894</b>
	66 x 30 x 29	1650 x 750 x 735	<b>31N_-UF3066FF</b>	<b>1,840</b>
	60 x 30 x 29	1500 x 750 x 735	<b>31N_-UF3060FF</b>	<b>1,787</b>
	<b>Specify the handle code (E, F).</b>			
<b>Left single pedestal desks</b>	<i>1 pedestal on left with lock. 1 box drawer and 1 file drawer with suspension bar. Pencil tray. Recessed 3/4 height modesty panel.</i>			
	72 x 36 x 29	1800 x 900 x 735	<b>31N_-F3672S</b>	<b>1,191</b>
	72 x 30 x 29	1800 x 750 x 735	<b>31N_-F3072S</b>	<b>1,125</b>
	66 x 30 x 29	1650 x 750 x 735	<b>31N_-F3066S</b>	<b>1,070</b>
	60 x 30 x 29	1500 x 750 x 735	<b>31N_-F3060S</b>	<b>1,016</b>
	48 x 30 x 29	1200 x 750 x 735	<b>31N_-F3048S</b>	<b>944</b>
	<b>Specify the handle code (E, F).</b>			

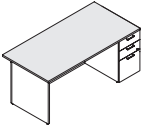
	W x D x H (in)	W x D x H (mm)	Code	All Laminate (\$)
<b>Right single pedestal desks</b>	<i>1 pedestal on right with lock. 1 box drawer and 1 file drawer with suspension bar. Pencil tray. Recessed 3/4 height modesty panel.</i>			
	72 x 36 x 29	1800 x 900 x 735	<b>31N_-S3672F</b>	<b>1,191</b>
	72 x 30 x 29	1800 x 750 x 735	<b>31N_-S3072F</b>	<b>1,125</b>
	66 x 30 x 29	1650 x 750 x 735	<b>31N_-S3066F</b>	<b>1,070</b>
	60 x 30 x 29	1500 x 750 x 735	<b>31N_-S3060F</b>	<b>1,016</b>
	48 x 30 x 29	1200 x 750 x 735	<b>31N_-S3048F</b>	<b>944</b>
	<b>Specify the handle code (E, F).</b>			
<b>Left single pedestal desks – inner drawers</b>	<i>1 pedestal on left with lock. Pedestal with full-height front concealing 1 box drawer and 1 file drawer with suspension bar. Pencil tray. Recessed 3/4 height modesty panel.</i>			
	72 x 36 x 29	1800 x 900 x 735	<b>31N_-IF3672S</b>	<b>1,057</b>
	72 x 30 x 29	1800 x 750 x 735	<b>31N_-IF3072S</b>	<b>998</b>
	66 x 30 x 29	1650 x 750 x 735	<b>31N_-IF3066S</b>	<b>950</b>
	60 x 30 x 29	1500 x 750 x 735	<b>31N_-IF3060S</b>	<b>897</b>
	48 x 30 x 29	1200 x 750 x 735	<b>31N_-IF3048S</b>	<b>824</b>
	<b>Specify the handle code (E, F).</b>			
<b>Right single pedestal desks – inner drawers</b>	<i>1 pedestal on right with lock. Pedestal with full-height front concealing 1 box drawer and 1 file drawer with suspension bar. Pencil tray. Recessed 3/4 height modesty panel.</i>			
	72 x 36 x 29	1800 x 900 x 735	<b>31N_-S3672IF</b>	<b>1,057</b>
	72 x 30 x 29	1800 x 750 x 735	<b>31N_-S3072IF</b>	<b>998</b>
	66 x 30 x 29	1650 x 750 x 735	<b>31N_-S3066IF</b>	<b>950</b>
	60 x 30 x 29	1500 x 750 x 735	<b>31N_-S3060IF</b>	<b>897</b>
	48 x 30 x 29	1200 x 750 x 735	<b>31N_-S3048IF</b>	<b>824</b>
	<b>Specify the handle code (E, F).</b>			
<b>Left single pedestal desks – low profile</b>	<i>1 pedestal on left with lock. 2 box drawers and 1 file drawer with suspension bar. Pencil tray. Recessed, full-height modesty panel.</i>			
	72 x 36 x 29	1800 x 900 x 735	<b>31N_-UF3672S</b>	<b>1,404</b>
	72 x 30 x 29	1800 x 750 x 735	<b>31N_-UF3072S</b>	<b>1,348</b>
	66 x 30 x 29	1650 x 750 x 735	<b>31N_-UF3066S</b>	<b>1,290</b>
	60 x 30 x 29	1500 x 750 x 735	<b>31N_-UF3060S</b>	<b>1,229</b>
	48 x 30 x 29	1200 x 750 x 735	<b>31N_-UF3048S</b>	<b>1,142</b>
	<b>Specify the handle code (E, F).</b>			

2-TONE LAMINATE APPLICATION: SHADED AREA CORRESPONDS TO THE FIRST CODE TO BE SPECIFIED. SECOND LAMINATE CODE WILL BE APPLIED TO THE REST OF THE PRODUCT.

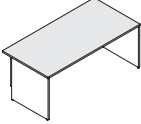
= ASSEMBLY REQUIRED

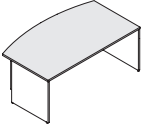
= QUICKSHIP




	W x D x H (in)	W x D x H (mm)	Code	All Laminate (\$)
<b>Right single pedestal desks – low profile</b> 	<i>1 pedestal on right with lock. 2 box drawers and 1 file drawer with suspension bar. Pencil tray. Recessed, full-height modesty panel.</i>			
	72 x 36 x 29	1800 x 900 x 735	<b>31N_-S3672UF</b>	<b>1,404</b>
	72 x 30 x 29	1800 x 750 x 735	<b>31N_-S3072UF</b>	<b>1,348</b>
	66 x 30 x 29	1650 x 750 x 735	<b>31N_-S3066UF</b>	<b>1,290</b>
	60 x 30 x 29	1500 x 750 x 735	<b>31N_-S3060UF</b>	<b>1,229</b>
48 x 30 x 29	1200 x 750 x 735	<b>31N_-S3048UF</b>	<b>1,142</b>	

Specify the handle code (E, F).

	W x D x H (in)	W x D x H (mm)	Code	All Laminate (\$)
<b>Desk shells</b> 	<i>Recessed 3/4 height modesty panel. Can accommodate 1 or 2 pedestals.</i>			
	72 x 36 x 29	1800 x 900 x 735	<b>31NN-S3672S</b>	<b>869</b>
	72 x 30 x 29	1800 x 750 x 735	<b>31NN-S3072S</b>	<b>837</b>
	66 x 30 x 29	1650 x 750 x 735	<b>31NN-S3066S</b>	<b>811</b>
	60 x 30 x 29	1500 x 750 x 735	<b>31NN-S3060S</b>	<b>771</b>
48 x 30 x 29	1200 x 750 x 735	<b>31NN-S3048S</b>	<b>711</b>	

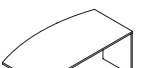
	W x D x H (in)	W x D x H (mm)	Code	All Laminate (\$)
<b>Bow front desks</b> 	<i>Recessed 3/4 height modesty panel. Can accommodate 1 or 2 pedestals.</i>			
	72 x 36 x 29	1800 x 900 x 735	<b>31NN-S3672SA</b>	<b>998</b>
	72 x 30 x 29	1800 x 750 x 735	<b>31NN-S3072SA</b>	<b>964</b>
	66 x 30 x 29	1650 x 750 x 735	<b>31NN-S3066SA</b>	<b>938</b>
	60 x 30 x 29	1500 x 750 x 735	<b>31NN-S3060SA</b>	<b>890</b>
48 x 30 x 29	1200 x 750 x 735	<b>31NN-S3048SA</b>	<b>811</b>	

**DESKS WITH METAL PEDESTALS**

	W x D x H (in)	W x D x H (mm)	Code	All Laminate (\$)
<b>Double metal pedestal bow front desks</b> 	<i>2 pedestals with locks. 2 box drawers and 3 file drawers with suspension bars. Pedestals with charcoal metal body only and laminate drawer fronts. Pencil tray. Recessed 3/4 height modesty panel. 1 tone only.</i>			
	72 x 30 x 29	1800 x 750 x 735	<b>31N_-UM3072FMA</b>	<b>1,947</b>
	60 x 30 x 29	1500 x 750 x 735	<b>31N_-UM3060FMA</b>	<b>1,915</b>


Specify the handle code (E, F).

Packaged in 3 boxes.

	W x D x H (in)	W x D x H (mm)	Code	All Laminate (\$)
<b>Left single metal pedestal bow front desks</b> 	<i>1 pedestal on left with lock. 2 box drawers and 1 file drawer with suspension bar. Pedestal with charcoal metal body only and laminate drawer fronts on left. Pencil tray. Recessed 3/4 height modesty panel. 1 tone only.</i>			
	72 x 30 x 29	1800 x 750 x 735	<b>31N_-UM3072SA</b>	<b>1,721</b>
	60 x 30 x 29	1500 x 750 x 735	<b>31N_-UM3060SA</b>	<b>1,696</b>

Specify the handle code (E, F).

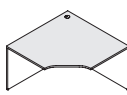
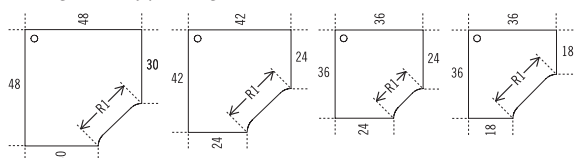
Packaged in 2 boxes.

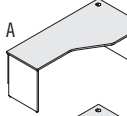
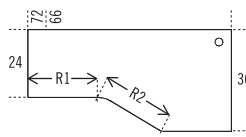
	W x D x H (in)	W x D x H (mm)	Code	All Laminate (\$)
<b>Right single metal pedestal bow front desks</b> 	<i>1 pedestal on right with lock. 2 box drawers and 1 file drawer with suspension bar. Pedestal with charcoal metal body only and laminate drawer fronts on right. Pencil tray. Recessed 3/4 height modesty panel. 1 tone only.</i>			
	72 x 30 x 29	1800 x 750 x 735	<b>31N_-S3072UMA</b>	<b>1,721</b>
	60 x 30 x 29	1500 x 750 x 735	<b>31N_-S3060UMA</b>	<b>1,696</b>

Specify the handle code (E, F).

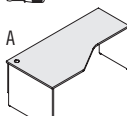
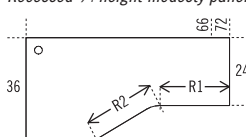
Packaged in 2 boxes.

**CORNER MODULES**

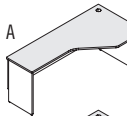
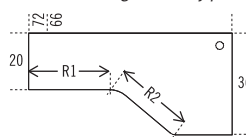
	W x D x H (in)	W x D x H (mm)	Code	All Laminate (\$)	
<b>Corner modules</b> 	<i>Full-height modesty panel. 1 grommet. Must be attached to another surface.</i>				
					
	Surface	48"/30"	42"/24"	36"/24"	36"/18"
	R1	25" (635 mm)	25" (635 mm)	16 1/4" (424 mm)	25" (635 mm)
48 x 48 x 29	1200 x 1200 x 735	<b>31NN-CM4830S</b>	<b>923</b>		
42 x 42 x 29	1050 x 1050 x 735	<b>31NN-CM4224S</b>	<b>811</b>		
36 x 36 x 29	900 x 900 x 735	<b>31NN-CM3624S</b>	<b>739</b>		
36 x 36 x 29	900 x 900 x 735	<b>31NN-CM3618S</b>	<b>739</b>		

	W x D x H (in)	W x D x H (mm)	Code	All Laminate (\$)
<b>Left extended corner modules – 24" D</b> 	<i>Recessed 3/4 height modesty panel on extended side. 1 grommet.</i>			
				
	Surface	72"/36"	66"/36"	R1: 23 3/4" (591 mm) 17 1/4" (441 mm)
72 x 36 x 29	1800 x 900 x 735	<b>31NN-CM723624_</b>	<b>964</b>	
66 x 36 x 29	1650 x 900 x 735	<b>31NN-CM663624_</b>	<b>904</b>	

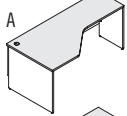
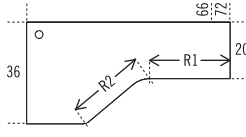
Specify panel legs (A, B).

	W x D x H (in)	W x D x H (mm)	Code	All Laminate (\$)
<b>Right extended corner modules – 24" D</b> 	<i>Recessed 3/4 height modesty panel on extended side. 1 grommet.</i>			
				
	Surface	72"/36"	66"/36"	R1: 23 3/4" (591 mm) 17 1/4" (441 mm)
72 x 36 x 29	1800 x 900 x 735	<b>31NN-CM367224_</b>	<b>964</b>	
66 x 36 x 29	1650 x 900 x 735	<b>31NN-CM366624_</b>	<b>904</b>	

Specify panel legs (A, B).

	W x D x H (in)	W x D x H (mm)	Code	All Laminate (\$)
<b>Left extended corner modules – 20" D</b> 	<i>Recessed 3/4 height modesty panel on extended side. 1 grommet.</i>			
				
	Surface	72"/36"	66"/36"	R1: 27" (687 mm) 21" (536 mm)
72 x 36 x 29	1800 x 900 x 735	<b>31NN-CM723620_</b>	<b>964</b>	
66 x 36 x 29	1650 x 900 x 735	<b>31NN-CM663620_</b>	<b>904</b>	

Specify panel legs (A, B).

	W x D x H (in)	W x D x H (mm)	Code	All Laminate (\$)
<b>Right extended corner modules – 20" D</b> 	<i>Recessed 3/4 height modesty panel on extended side. 1 grommet.</i>			
				
	Surface	72"/36"	66"/36"	R1: 27" (687 mm) 21" (536 mm)
72 x 36 x 29	1800 x 900 x 735	<b>31NN-CM367220_</b>	<b>964</b>	
66 x 36 x 29	1650 x 900 x 735	<b>31NN-CM366620_</b>	<b>904</b>	

Specify panel legs (A, B).

2-TONE LAMINATE APPLICATION: SHADED AREA CORRESPONDS TO THE FIRST CODE TO BE SPECIFIED. SECOND LAMINATE CODE WILL BE APPLIED TO THE REST OF THE PRODUCT.

= QUICKSHIP = ASSEMBLY REQUIRED





All Laminate (\$)

**TABLES**

**Rectangular tables**

*Steel leg, silver. Must be attached to another work surface.*

W x D x H (in)	W x D x H (mm)	Code	All Laminate (\$)
72 x 36 x 29	1800 x 900 x 735	31NN-RT3672	718
72 x 30 x 29	1800 x 750 x 735	31NN-RT3072	678
66 x 30 x 29	1650 x 750 x 735	31NN-RT3066	643
60 x 30 x 29	1500 x 750 x 735	31NN-RT3060	620
66 x 24 x 29	1650 x 600 x 735	31NN-RT2466	592
60 x 24 x 29	1500 x 600 x 735	31NN-RT2460	566
48 x 24 x 29	1200 x 600 x 735	31NN-RT2448	532

**Rectangular tables with laminate modesty panel**

*Reversible. Half-height laminate modesty panel. Steel leg, silver. Must be attached to another work surface.*

W x D x H (in)	W x D x H (mm)	Code	All Laminate (\$)
72 x 36 x 29	1800 x 900 x 735	31NN-RTM3672	824
72 x 30 x 29	1800 x 750 x 735	31NN-RTM3072	784
66 x 30 x 29	1650 x 750 x 735	31NN-RTM3066	757
60 x 30 x 29	1500 x 750 x 735	31NN-RTM3060	730

Packaged in 2 boxes.

**D-shaped tables**

*Steel leg, silver. Must be attached to another work surface.*

W x D x H (in)	W x D x H (mm)	Code	All Laminate (\$)
72 x 36 x 29	1800 x 900 x 735	31NN-BT3672	831
72 x 30 x 29	1800 x 750 x 735	31NN-BT3072	777
66 x 30 x 29	1650 x 750 x 735	31NN-BT3066	739
60 x 30 x 29	1500 x 750 x 735	31NN-BT3060	698
66 x 24 x 29	1650 x 600 x 735	31NN-BT2466	643
60 x 24 x 29	1500 x 600 x 735	31NN-BT2460	612
48 x 24 x 29	1200 x 600 x 735	31NN-BT2448	578

**D-shaped tables with laminate modesty panel**

*Reversible. Half-height laminate modesty panel. Steel leg, silver. Must be attached to another work surface.*

W x D x H (in)	W x D x H (mm)	Code	All Laminate (\$)
72 x 36 x 29	1800 x 900 x 735	31NN-BTM3672	944
72 x 30 x 29	1800 x 750 x 735	31NN-BTM3072	890
66 x 30 x 29	1650 x 750 x 735	31NN-BTM3066	842
60 x 30 x 29	1500 x 750 x 735	31NN-BTM3060	803

Packaged in 2 boxes.

**Rectangular tables – 30" D**

*3/4 height modesty panel. 1 grommet. Can accommodate 1 or 2 pedestals.*

W x D x H (in)	W x D x H (mm)	Code	All Laminate (\$)
72 x 30 x 29	1800 x 750 x 735	31NN-DT3072_	757
66 x 30 x 29	1650 x 750 x 735	31NN-DT3066_	718
60 x 30 x 29	1500 x 750 x 735	31NN-DT3060_	678
54 x 30 x 29	1350 x 750 x 735	31NN-DT3054_	637
48 x 30 x 29	1200 x 750 x 735	31NN-DT3048_	603
42 x 30 x 29	1050 x 750 x 735	31NN-DT3042_	578
36 x 30 x 29	900 x 750 x 735	31NN-DT3036_	545
30 x 30 x 29	750 x 750 x 735	31NN-DT3030_	511
24 x 30 x 29	600 x 750 x 735	31NN-DT3024_	486

Specify panel legs (A, BL, BR, C).

All Laminate (\$)

**Rectangular tables – 24" D**

*3/4 height modesty panel. 1 grommet. Can accommodate 1 or 2 pedestals.*

W x D x H (in)	W x D x H (mm)	Code	All Laminate (\$)
72 x 24 x 29	1800 x 600 x 735	31NN-DT2472_	730
66 x 24 x 29	1650 x 600 x 735	31NN-DT2466_	685
60 x 24 x 29	1500 x 600 x 735	31NN-DT2460_	643
54 x 24 x 29	1350 x 600 x 735	31NN-DT2454_	612
48 x 24 x 29	1200 x 600 x 735	31NN-DT2448_	578
42 x 24 x 29	1050 x 600 x 735	31NN-DT2442_	545
36 x 24 x 29	900 x 600 x 735	31NN-DT2436_	511
30 x 24 x 29	750 x 600 x 735	31NN-DT2430_	486
24 x 24 x 29	600 x 600 x 735	31NN-DT2424_	459

Specify panel legs (A, BL, BR, C).

**Left asymmetrical tables – 30" D**

*Recessed 3/4 height modesty panel. 1 grommet. 42" to 54" (1050 to 1350 mm) tables can accommodate 1 pedestal.*

W x D x H (in)	W x D x H (mm)	Code	All Laminate (\$)
54 x 30 x 29	1350 x 750 x 735	31NN-AT245430_	698
48 x 30 x 29	1200 x 750 x 735	31NN-AT244830_	658
42 x 30 x 29	1050 x 750 x 735	31NN-AT244230_	632
36 x 30 x 29	900 x 750 x 735	31NN-AT243630_	603
30 x 30 x 29	750 x 750 x 735	31NN-AT243030_	578

Specify panel legs (B, C).

**Right asymmetrical tables – 30" D**

*Recessed 3/4 height modesty panel. 1 grommet. 42" to 54" (1050 to 1350 mm) tables can accommodate 1 pedestal.*

W x D x H (in)	W x D x H (mm)	Code	All Laminate (\$)
54 x 30 x 29	1350 x 750 x 735	31NN-AT305424_	698
48 x 30 x 29	1200 x 750 x 735	31NN-AT304824_	658
42 x 30 x 29	1050 x 750 x 735	31NN-AT304224_	632
36 x 30 x 29	900 x 750 x 735	31NN-AT303624_	603
30 x 30 x 29	750 x 750 x 735	31NN-AT303024_	578

Specify panel legs (B, C).

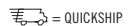
**Left asymmetrical tables – 24" D**

*Recessed 3/4 height modesty panel. 1 grommet. 42" to 54" (1050 to 1350 mm) tables can accommodate 1 pedestal.*

W x D x H (in)	W x D x H (mm)	Code	All Laminate (\$)
54 x 24 x 29	1350 x 600 x 735	31NN-AT185424_	658
48 x 24 x 29	1200 x 600 x 735	31NN-AT184824_	632
42 x 24 x 29	1050 x 600 x 735	31NN-AT184224_	603
36 x 24 x 29	900 x 600 x 735	31NN-AT183624_	578
30 x 24 x 29	750 x 600 x 735	31NN-AT183024_	545

Specify panel legs (B, C).

2-TONE LAMINATE APPLICATION: SHADED AREA CORRESPONDS TO THE FIRST CODE TO BE SPECIFIED. SECOND LAMINATE CODE WILL BE APPLIED TO THE REST OF THE PRODUCT.





	W x D x H (in)	W x D x H (mm)	Code	All Laminate (\$)
<b>Right asymmetrical tables – 24" D</b>	<i>Recessed 3/4 height modesty panel. 1 grommet. 42" to 54" (1050 to 1350 mm) tables can accommodate 1 pedestal.</i>			
			<b>Surface</b>	<b>R1</b>
			54"/24"	33" (836 mm)
			48"/24"	27" (686 mm)
			42"/24"	21 1/8" (536 mm)
			36"/24"	15 1/4" (386 mm)
			30"/24"	9 1/4" (236 mm)
	54 x 24 x 29	1350 x 600 x 735	<b>31NN-AT245418_</b>	<b>658</b>
	48 x 24 x 29	1200 x 600 x 735	<b>31NN-AT244818_</b>	<b>632</b>
	42 x 24 x 29	1050 x 600 x 735	<b>31NN-AT244218_</b>	<b>603</b>
	36 x 24 x 29	900 x 600 x 735	<b>31NN-AT243618_</b>	<b>578</b>
	30 x 24 x 29	750 x 600 x 735	<b>31NN-AT243018_</b>	<b>545</b>

Specify panel legs (B, C).

	<i>1 tone only. L at the end of the code: left leg; R at the end of the code: right leg.</i>			
	30 x 1 x 27 1/2	706 x 25 x 698	<b>3NNN-L30L</b>	<b>179</b>
	30 x 1 x 27 1/2	706 x 25 x 698	<b>3NNN-L30R</b>	<b>179</b>
	24 x 1 x 27 1/2	556 x 25 x 698	<b>3NNN-L24L</b>	<b>167</b>
	24 x 1 x 27 1/2	556 x 25 x 698	<b>3NNN-L24R</b>	<b>167</b>
	20 x 1 x 27 1/2	456 x 25 x 698	<b>3NNN-L20L</b>	<b>153</b>
	20 x 1 x 27 1/2	456 x 25 x 698	<b>3NNN-L20R</b>	<b>153</b>

	<i>1 tone only. L at the end of the code: left leg; R at the end of the code: right leg.</i>			
	12 x 1 x 27 1/2	300 x 25 x 698	<b>3NNN-L12L</b>	<b>139</b>
	12 x 1 x 27 1/2	300 x 25 x 698	<b>3NNN-L12R</b>	<b>139</b>

**CRENZAS**

	<i>2 file drawers on left with suspension bars. Lock. Recessed, full-height modesty panel.</i>			
	72 x 24 x 29	1800 x 600 x 735	<b>31N_-LF2472S</b>	<b>1,473</b>
	66 x 24 x 29	1650 x 600 x 735	<b>31N_-LF2466S</b>	<b>1,394</b>
	60 x 24 x 29	1500 x 600 x 735	<b>31N_-LF2460S</b>	<b>1,337</b>
	72 x 20 x 29	1800 x 500 x 735	<b>31N_-LF2072S</b>	<b>1,369</b>
	66 x 20 x 29	1650 x 500 x 735	<b>31N_-LF2066S</b>	<b>1,301</b>
	60 x 20 x 29	1500 x 500 x 735	<b>31N_-LF2060S</b>	<b>1,235</b>

Specify the handle code (E, F).

	<i>2 file drawers on right with suspension bars. Lock. Recessed, full-height modesty panel.</i>			
	72 x 24 x 29	1800 x 600 x 735	<b>31N_-S2472LF</b>	<b>1,473</b>
	66 x 24 x 29	1650 x 600 x 735	<b>31N_-S2466LF</b>	<b>1,394</b>
	60 x 24 x 29	1500 x 600 x 735	<b>31N_-S2460LF</b>	<b>1,337</b>
	72 x 20 x 29	1800 x 500 x 735	<b>31N_-S2072LF</b>	<b>1,369</b>
	66 x 20 x 29	1650 x 500 x 735	<b>31N_-S2066LF</b>	<b>1,301</b>
	60 x 20 x 29	1500 x 500 x 735	<b>31N_-S2060LF</b>	<b>1,235</b>

Specify the handle code (E, F).

	<i>Open space and 1 file drawer with suspension bar on left. Lock. Recessed 3/4 height modesty panel.</i>			
	72 x 24 x 29	1800 x 600 x 735	<b>31N_-SLF2472S</b>	<b>1,229</b>
	66 x 24 x 29	1650 x 600 x 735	<b>31N_-SLF2466S</b>	<b>1,183</b>
	60 x 24 x 29	1500 x 600 x 735	<b>31N_-SLF2460S</b>	<b>1,125</b>
	72 x 20 x 29	1800 x 500 x 735	<b>31N_-SLF2072S</b>	<b>1,150</b>
	66 x 20 x 29	1650 x 500 x 735	<b>31N_-SLF2066S</b>	<b>1,125</b>
	60 x 20 x 29	1500 x 500 x 735	<b>31N_-SLF2060S</b>	<b>1,096</b>

Specify the handle code (E, F).

	W x D x H (in)	W x D x H (mm)	Code	All Laminate (\$)
<b>Right lateral file credenzas with open storage</b>	<i>Open space and 1 file drawer with suspension bar on right. Lock. Recessed 3/4 height modesty panel.</i>			
	72 x 24 x 29	1800 x 600 x 735	<b>31N_-S2472SLF</b>	<b>1,229</b>
	66 x 24 x 29	1650 x 600 x 735	<b>31N_-S2466SLF</b>	<b>1,183</b>
	60 x 24 x 29	1500 x 600 x 735	<b>31N_-S2460SLF</b>	<b>1,125</b>
	72 x 20 x 29	1800 x 500 x 735	<b>31N_-S2072SLF</b>	<b>1,150</b>
	66 x 20 x 29	1650 x 500 x 735	<b>31N_-S2066SLF</b>	<b>1,125</b>
	60 x 20 x 29	1500 x 500 x 735	<b>31N_-S2060SLF</b>	<b>1,096</b>

Specify the handle code (E, F).

	<i>Adjustable shelf. Recessed, full-height modesty panel.</i>			
<b>Left open bookcase credenzas</b>	72 x 24 x 29	1800 x 600 x 735	<b>31NN-BE2472S</b>	<b>1,216</b>
	66 x 24 x 29	1650 x 600 x 735	<b>31NN-BE2466S</b>	<b>1,191</b>
	60 x 24 x 29	1500 x 600 x 735	<b>31NN-BE2460S</b>	<b>1,164</b>
	72 x 20 x 29	1800 x 500 x 735	<b>31NN-BE2072S</b>	<b>1,142</b>
	66 x 20 x 29	1650 x 500 x 735	<b>31NN-BE2066S</b>	<b>1,117</b>
	60 x 20 x 29	1500 x 500 x 735	<b>31NN-BE2060S</b>	<b>1,090</b>

	<i>Adjustable shelf. Recessed full-height modesty panel.</i>			
<b>Right open bookcase credenzas</b>	72 x 24 x 29	1800 x 600 x 735	<b>31NN-S2472BE</b>	<b>1,216</b>
	66 x 24 x 29	1650 x 600 x 735	<b>31NN-S2466BE</b>	<b>1,191</b>
	60 x 24 x 29	1500 x 600 x 735	<b>31NN-S2460BE</b>	<b>1,164</b>
	72 x 20 x 29	1800 x 500 x 735	<b>31NN-S2072BE</b>	<b>1,142</b>
	66 x 20 x 29	1650 x 500 x 735	<b>31NN-S2066BE</b>	<b>1,117</b>
	60 x 20 x 29	1500 x 500 x 735	<b>31NN-S2060BE</b>	<b>1,090</b>

	<i>1 pedestal on left with lock. 1 box drawer and 1 file drawer with suspension bar. Pencil tray. Recessed 3/4 height modesty panel.</i>			
<b>Left pedestal credenzas</b>	72 x 24 x 29	1800 x 600 x 735	<b>31N_-F2472S</b>	<b>1,051</b>
	66 x 24 x 29	1650 x 600 x 735	<b>31N_-F2466S</b>	<b>1,024</b>
	60 x 24 x 29	1500 x 600 x 735	<b>31N_-F2460S</b>	<b>998</b>
	72 x 20 x 29	1800 x 500 x 735	<b>31N_-F2072S</b>	<b>1,016</b>
	66 x 20 x 29	1650 x 500 x 735	<b>31N_-F2066S</b>	<b>991</b>
	60 x 20 x 29	1500 x 500 x 735	<b>31N_-F2060S</b>	<b>970</b>

Specify the handle code (E, F).

	<i>1 pedestal on right with lock. 1 box drawer and 1 file drawer with suspension bar. Pencil tray. Recessed 3/4 height modesty panel.</i>			
<b>Right pedestal credenzas</b>	72 x 24 x 29	1800 x 600 x 735	<b>31N_-S2472F</b>	<b>1,051</b>
	66 x 24 x 29	1650 x 600 x 735	<b>31N_-S2466F</b>	<b>1,024</b>
	60 x 24 x 29	1500 x 600 x 735	<b>31N_-S2460F</b>	<b>998</b>
	72 x 20 x 29	1800 x 500 x 735	<b>31N_-S2072F</b>	<b>1,016</b>
	66 x 20 x 29	1650 x 500 x 735	<b>31N_-S2066F</b>	<b>991</b>
	60 x 20 x 29	1500 x 500 x 735	<b>31N_-S2060F</b>	<b>970</b>

Specify the handle code (E, F).

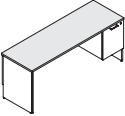
	<i>1 pedestal on left with lock. Pedestal with full-height front concealing 1 box drawer and 1 file drawer with suspension bar. Pencil tray. Recessed 3/4 height modesty panel.</i>			
<b>Left single pedestal credenzas – inner drawers</b>	72 x 24 x 29	1800 x 600 x 735	<b>31N_-IF2472S</b>	<b>950</b>
	66 x 24 x 29	1650 x 600 x 735	<b>31N_-IF2466S</b>	<b>930</b>
	60 x 24 x 29	1500 x 600 x 735	<b>31N_-IF2460S</b>	<b>904</b>
	72 x 20 x 29	1800 x 500 x 735	<b>31N_-IF2072S</b>	<b>923</b>
	66 x 20 x 29	1650 x 500 x 735	<b>31N_-IF2066S</b>	<b>897</b>
	60 x 20 x 29	1500 x 500 x 735	<b>31N_-IF2060S</b>	<b>884</b>

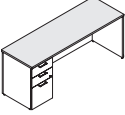
Specify the handle code (E, F).

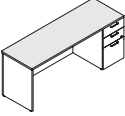
2-TONE LAMINATE APPLICATION: SHADED AREA CORRESPONDS TO THE FIRST CODE TO BE SPECIFIED. SECOND LAMINATE CODE WILL BE APPLIED TO THE REST OF THE PRODUCT.

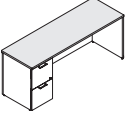
= QUICKSHIP = ASSEMBLY REQUIRED

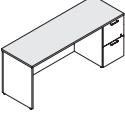


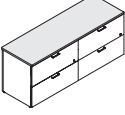
	W x D x H (in)	W x D x H (mm)	Code	All Laminate (\$)
<b>Right single pedestal credenzas – inner drawers</b>	<i>1 pedestal on right with lock. Pedestal with full-height front concealing 1 box drawer and 1 file drawer with suspension bar. Pencil tray. Recessed 3/4 height modesty panel.</i>			
	72 x 24 x 29	1800 x 600 x 735	31N_-S2472IF	950
	66 x 24 x 29	1650 x 600 x 735	31N_-S2466IF	930
	60 x 24 x 29	1500 x 600 x 735	31N_-S2460IF	904
	72 x 20 x 29	1800 x 500 x 735	31N_-S2072IF	923
	66 x 20 x 29	1650 x 500 x 735	31N_-S2066IF	897
	60 x 20 x 29	1500 x 500 x 735	31N_-S2060IF	884
	<b>Specify the handle code (E, F).</b>			

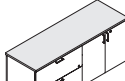
	W x D x H (in)	W x D x H (mm)	Code	All Laminate (\$)
<b>Left pedestal credenzas – low profile</b>	<i>1 pedestal on left with lock. 2 box drawers and 1 file drawer with suspension bar. Pencil tray. Recessed, full-height modesty panel.</i>			
	72 x 24 x 29	1800 x 600 x 735	31N_-UF2472S	1,317
	66 x 24 x 29	1650 x 600 x 735	31N_-UF2466S	1,275
	60 x 24 x 29	1500 x 600 x 735	31N_-UF2460S	1,252
	72 x 20 x 29	1800 x 500 x 735	31N_-UF2072S	1,275
	66 x 20 x 29	1650 x 500 x 735	31N_-UF2066S	1,252
	60 x 20 x 29	1500 x 500 x 735	31N_-UF2060S	1,222
	<b>Specify the handle code (E, F).</b>			

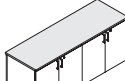
	W x D x H (in)	W x D x H (mm)	Code	All Laminate (\$)
<b>Right pedestal credenzas – low profile</b>	<i>1 pedestal on right with lock. 2 box drawers and 1 file drawer with suspension bar. Pencil tray. Recessed, full-height modesty panel.</i>			
	72 x 24 x 29	1800 x 600 x 735	31N_-S2472UF	1,317
	66 x 24 x 29	1650 x 600 x 735	31N_-S2466UF	1,275
	60 x 24 x 29	1500 x 600 x 735	31N_-S2460UF	1,252
	72 x 20 x 29	1800 x 500 x 735	31N_-S2072UF	1,275
	66 x 20 x 29	1650 x 500 x 735	31N_-S2066UF	1,252
	60 x 20 x 29	1500 x 500 x 735	31N_-S2060UF	1,222
	<b>Specify the handle code (E, F).</b>			

	W x D x H (in)	W x D x H (mm)	Code	All Laminate (\$)
<b>Left pedestal credenzas – low profile</b>	<i>1 pedestal on left with lock. 2 file drawers with suspension bars. Recessed, full-height modesty panel.</i>			
	72 x 24 x 29	1800 x 600 x 735	31N_-FF2472S	1,229
	66 x 24 x 29	1650 x 600 x 735	31N_-FF2466S	1,210
	60 x 24 x 29	1500 x 600 x 735	31N_-FF2460S	1,191
	72 x 20 x 29	1800 x 500 x 735	31N_-FF2072S	1,204
	66 x 20 x 29	1650 x 500 x 735	31N_-FF2066S	1,183
	60 x 20 x 29	1500 x 500 x 735	31N_-FF2060S	1,150
	<b>Specify the handle code (E, F).</b>			


	W x D x H (in)	W x D x H (mm)	Code	All Laminate (\$)
<b>Right pedestal credenzas – low profile</b>	<i>1 pedestal on right with lock. 2 file drawers with suspension bars. Recessed, full-height modesty panel.</i>			
	72 x 24 x 29	1800 x 600 x 735	31N_-S2472FF	1,229
	66 x 24 x 29	1650 x 600 x 735	31N_-S2466FF	1,210
	60 x 24 x 29	1500 x 600 x 735	31N_-S2460FF	1,191
	72 x 20 x 29	1800 x 500 x 735	31N_-S2072FF	1,204
	66 x 20 x 29	1650 x 500 x 735	31N_-S2066FF	1,183
	60 x 20 x 29	1500 x 500 x 735	31N_-S2060FF	1,150
	<b>Specify the handle code (E, F).</b>			


	W x D x H (in)	W x D x H (mm)	Code	All Laminate (\$)
<b>Lateral file credenza</b>	<i>4 file drawers with suspension bars. Locks.</i>			
	72 x 24 x 29	1800 x 600 x 735	31N_-LF2472LF	2,115
	<b>Specify the handle code (E, F).</b>			


	W x D x H (in)	W x D x H (mm)	Code	All Laminate (\$)
<b>Lateral file/bookcase credenzas</b>	<i>2 file drawers with suspension bars. Bookcase unit with doors and adjustable shelf. Locks.</i>			
	72 x 24 x 29	1800 x 600 x 735	31N_-LF2472B	1,716
	72 x 20 x 29	1800 x 500 x 735	31N_-LF2072B	1,582
	<b>Specify the handle code (E, F).</b>			


	W x D x H (in)	W x D x H (mm)	Code	All Laminate (\$)
<b>Bookcase credenzas</b>	<i>2 bookcase units with doors. 1 adjustable shelf on each side. Locks.</i>			
	72 x 24 x 29	1800 x 600 x 735	31N_-B2472B	1,548
	72 x 20 x 29	1800 x 500 x 735	31N_-B2072B	1,423
	<b>Specify the handle code (E, F).</b>			


**RETURNS**

	W x D x H (in)	W x D x H (mm)	Code	All Laminate (\$)
<b>Left executive returns</b>	<i>1 pedestal on left with lock. 1 box drawer and 1 file drawer with suspension bar. Pencil tray. Recessed 3/4 height modesty panel. Grommet.</i>			
	48 x 24 x 29	1200 x 600 x 735	31N_-F2448R	884
	42 x 24 x 29	1050 x 600 x 735	31N_-F2442R	831
	48 x 20 x 29	1200 x 500 x 735	31N_-F2048R	837
	42 x 20 x 29	1050 x 500 x 735	31N_-F2042R	811
	<b>Specify the handle code (E, F).</b>			

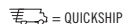
	W x D x H (in)	W x D x H (mm)	Code	All Laminate (\$)
<b>Right executive returns</b>	<i>1 pedestal on right with lock. 1 box drawer and 1 file drawer with suspension bar. Pencil tray. Recessed 3/4 height modesty panel. Grommet.</i>			
	48 x 24 x 29	1200 x 600 x 735	31N_-R2448F	884
	42 x 24 x 29	1050 x 600 x 735	31N_-R2442F	831
	48 x 20 x 29	1200 x 500 x 735	31N_-R2048F	837
	42 x 20 x 29	1050 x 500 x 735	31N_-R2042F	811
	<b>Specify the handle code (E, F).</b>			

	W x D x H (in)	W x D x H (mm)	Code	All Laminate (\$)
<b>Left executive returns – inner drawers</b>	<i>1 pedestal on left with lock. Pedestal with full-height front concealing 1 box drawer and 1 file drawer with suspension bar. Pencil tray. Recessed 3/4 height modesty panel. Grommet.</i>			
	48 x 24 x 29	1200 x 600 x 735	31N_-IF2448R	819
	42 x 24 x 29	1050 x 600 x 735	31N_-IF2442R	764
	48 x 20 x 29	1200 x 500 x 735	31N_-IF2048R	771
	42 x 20 x 29	1050 x 500 x 735	31N_-IF2042R	752
	<b>Specify the handle code (E, F).</b>			


	W x D x H (in)	W x D x H (mm)	Code	All Laminate (\$)
<b>Right executive returns – inner drawers</b>	<i>1 pedestal on right with lock. Pedestal with full-height front concealing 1 box drawer and 1 file drawer with suspension bar. Pencil tray. Recessed 3/4 height modesty panel. Grommet.</i>			
	48 x 24 x 29	1200 x 600 x 735	31N_-R2448IF	819
	42 x 24 x 29	1050 x 600 x 735	31N_-R2442IF	764
	48 x 20 x 29	1200 x 500 x 735	31N_-R2048IF	771
	42 x 20 x 29	1050 x 500 x 735	31N_-R2042IF	752
	<b>Specify the handle code (E, F).</b>			

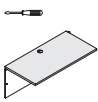
	W x D x H (in)	W x D x H (mm)	Code	All Laminate (\$)
<b>Left executive returns – low profile</b>	<i>1 pedestal on left with lock. 2 box drawers and 1 file drawer with suspension bar. Pencil tray. Recessed, full-height modesty panel. Grommet.</i>			
	48 x 24 x 29	1200 x 600 x 735	31N_-UF2448R	1,183
	42 x 24 x 29	1050 x 600 x 735	31N_-UF2442R	1,109
	48 x 20 x 29	1200 x 500 x 735	31N_-UF2048R	1,117
	42 x 20 x 29	1050 x 500 x 735	31N_-UF2042R	1,085
	<b>Specify the handle code (E, F).</b>			

2-TONE LAMINATE APPLICATION: SHADED AREA CORRESPONDS TO THE FIRST CODE TO BE SPECIFIED. SECOND LAMINATE CODE WILL BE APPLIED TO THE REST OF THE PRODUCT.

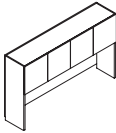


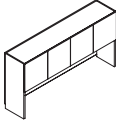


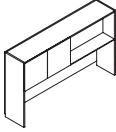
	W x D x H (in)	W x D x H (mm)	Code	All Laminate (\$)
<b>Right executive returns – low profile</b>	<i>1 pedestal on right with lock. 2 box drawers and 1 file drawer with suspension bar. Pencil tray. Recessed, full-height modesty panel. Grommet.</i>			
	48 x 24 x 29	1200 x 600 x 735	<b>31N_-R2448UF</b>	<b>1,183</b>
	42 x 24 x 29	1050 x 600 x 735	<b>31N_-R2442UF</b>	<b>1,109</b>
	48 x 20 x 29	1200 x 500 x 735	<b>31N_-R2048UF</b>	<b>1,117</b>
	42 x 20 x 29	1050 x 500 x 735	<b>31N_-R2042UF</b>	<b>1,085</b>
<b>Specify the handle code (E, F).</b>				

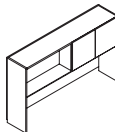
	W x D x H (in)	W x D x H (mm)	Code	All Laminate (\$)
<b>Bridge-returns</b>	<i>Recessed, 3/4 height modesty panel. Grommet.</i>			
	48 x 24 x 29	1200 x 600 x 735	<b>31NN-BR2448</b>	<b>366</b>
	42 x 24 x 29	1050 x 600 x 735	<b>31NN-BR2442</b>	<b>353</b>
	36 x 24 x 29	900 x 600 x 735	<b>31NN-BR2436</b>	<b>338</b>
	48 x 20 x 29	1200 x 500 x 735	<b>31NN-BR2048</b>	<b>332</b>
	42 x 20 x 29	1050 x 500 x 735	<b>31NN-BR2042</b>	<b>320</b>
	36 x 20 x 29	900 x 500 x 735	<b>31NN-BR2036</b>	<b>299</b>

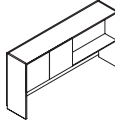
**HUTCHES**

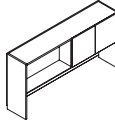
	W x D x H (in)	W x D x H (mm)	Code	All Laminate (\$)
<b>Hutches with laminate doors – 44" H</b>	<i>Clearance: 26 1/2" (673 mm). Grommet on back. Full width wire access. Can accommodate a tackboard, refer to page 147. 1 tone only.</i>			
	84 x 16 x 44	2100 x 400 x 1099	<b>3NNN-E844416P</b>	<b>1,317</b>
	78 x 16 x 44	1950 x 400 x 1099	<b>3NNN-E784416P</b>	<b>1,257</b>
	72 x 16 x 44	1800 x 400 x 1099	<b>3NNN-E724416P</b>	<b>1,210</b>
	66 x 16 x 44	1650 x 400 x 1099	<b>3NNN-E664416P</b>	<b>1,164</b>
	60 x 16 x 44	1500 x 400 x 1099	<b>3NNN-E604416P</b>	<b>1,109</b>
	54 x 16 x 44	1350 x 400 x 1099	<b>3NNN-E544416P</b>	<b>1,063</b>
	48 x 16 x 44	1200 x 400 x 1099	<b>3NNN-E484416P</b>	<b>1,010</b>
	42 x 16 x 44	1050 x 400 x 1099	<b>3NNN-E424416P</b>	<b>944</b>
	36 x 16 x 44	900 x 400 x 1099	<b>3NNN-E364416P</b>	<b>869</b>
84" to 60": 4 doors 54" to 48": 3 doors 42" to 36": 2 doors				

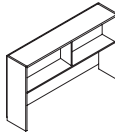
	W x D x H (in)	W x D x H (mm)	Code	All Laminate (\$)
<b>Hutches with laminate doors – 36" H</b>	<i>Clearance: 18 5/8" (473 mm). Grommet on back. Full width wire access. Can accommodate a tackboard, refer to page 147. 1 tone only.</i>			
	84 x 16 x 36	2100 x 400 x 900	<b>3NNN-E843616P</b>	<b>1,216</b>
	78 x 16 x 36	1950 x 400 x 900	<b>3NNN-E783616P</b>	<b>1,150</b>
	72 x 16 x 36	1800 x 400 x 900	<b>3NNN-E723616P</b>	<b>1,096</b>
	66 x 16 x 36	1650 x 400 x 900	<b>3NNN-E663616P</b>	<b>1,036</b>
	60 x 16 x 36	1500 x 400 x 900	<b>3NNN-E603616P</b>	<b>975</b>
	54 x 16 x 36	1350 x 400 x 900	<b>3NNN-E543616P</b>	<b>930</b>
	48 x 16 x 36	1200 x 400 x 900	<b>3NNN-E483616P</b>	<b>869</b>
	42 x 16 x 36	1050 x 400 x 900	<b>3NNN-E423616P</b>	<b>792</b>
	36 x 16 x 36	900 x 400 x 900	<b>3NNN-E363616P</b>	<b>723</b>
84" to 60": 4 doors 54" to 48": 3 doors 42" to 36": 2 doors				

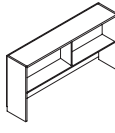
	W x D x H (in)	W x D x H (mm)	Code	All Laminate (\$)
<b>Hutches with 2 doors on left – 44" H</b>	<i>Clearance: 26 1/2" (673 mm). 2 doors on left. Open storage on right. Grommet on back. Full width wire access. Can accommodate a tackboard, refer to page 147. 1 tone only.</i>			
	84 x 16 x 44	2100 x 400 x 1099	<b>3NNN-E844416PL</b>	<b>1,130</b>
	78 x 16 x 44	1950 x 400 x 1099	<b>3NNN-E784416PL</b>	<b>1,077</b>
	72 x 16 x 44	1800 x 400 x 1099	<b>3NNN-E724416PL</b>	<b>1,016</b>
	66 x 16 x 44	1650 x 400 x 1099	<b>3NNN-E664416PL</b>	<b>964</b>
	60 x 16 x 44	1500 x 400 x 1099	<b>3NNN-E604416PL</b>	<b>904</b>
	54 x 16 x 44	1350 x 400 x 1099	<b>3NNN-E544416PL</b>	<b>842</b>
	48 x 16 x 44	1200 x 400 x 1099	<b>3NNN-E484416PL</b>	<b>784</b>

	W x D x H (in)	W x D x H (mm)	Code	All Laminate (\$)
<b>Hutches with 2 doors on right – 44" H</b>	<i>Clearance: 26 1/2" (673 mm). 2 doors on right. Open storage on left. Grommet on back. Full width wire access. Can accommodate a tackboard, refer to page 147. 1 tone only.</i>			
	84 x 16 x 44	2100 x 400 x 1099	<b>3NNN-E844416PR</b>	<b>1,130</b>
	78 x 16 x 44	1950 x 400 x 1099	<b>3NNN-E784416PR</b>	<b>1,077</b>
	72 x 16 x 44	1800 x 400 x 1099	<b>3NNN-E724416PR</b>	<b>1,016</b>
	66 x 16 x 44	1650 x 400 x 1099	<b>3NNN-E664416PR</b>	<b>964</b>
	60 x 16 x 44	1500 x 400 x 1099	<b>3NNN-E604416PR</b>	<b>904</b>
	54 x 16 x 44	1350 x 400 x 1099	<b>3NNN-E544416PR</b>	<b>842</b>
	48 x 16 x 44	1200 x 400 x 1099	<b>3NNN-E484416PR</b>	<b>784</b>

	W x D x H (in)	W x D x H (mm)	Code	All Laminate (\$)
<b>Hutches with 2 doors on left – 36" H</b>	<i>Clearance: 18 5/8" (473 mm). 2 doors on left. Open storage on right. Grommet on back. Full width wire access. Can accommodate a tackboard, refer to page 147. 1 tone only.</i>			
	84 x 16 x 36	2100 x 400 x 900	<b>3NNN-E843616PL</b>	<b>1,024</b>
	78 x 16 x 36	1950 x 400 x 900	<b>3NNN-E783616PL</b>	<b>970</b>
	72 x 16 x 36	1800 x 400 x 900	<b>3NNN-E723616PL</b>	<b>923</b>
	66 x 16 x 36	1650 x 400 x 900	<b>3NNN-E663616PL</b>	<b>878</b>
	60 x 16 x 36	1500 x 400 x 900	<b>3NNN-E603616PL</b>	<b>824</b>
	54 x 16 x 36	1350 x 400 x 900	<b>3NNN-E543616PL</b>	<b>771</b>
	48 x 16 x 36	1200 x 400 x 900	<b>3NNN-E483616PL</b>	<b>723</b>

	W x D x H (in)	W x D x H (mm)	Code	All Laminate (\$)
<b>Hutches with 2 doors on right – 36" H</b>	<i>Clearance: 18 5/8" (473 mm). 2 doors on right. Open storage on left. Grommet on back. Full width wire access. Can accommodate a tackboard, refer to page 147. 1 tone only.</i>			
	84 x 16 x 36	2100 x 400 x 900	<b>3NNN-E843616PR</b>	<b>1,024</b>
	78 x 16 x 36	1950 x 400 x 900	<b>3NNN-E783616PR</b>	<b>970</b>
	72 x 16 x 36	1800 x 400 x 900	<b>3NNN-E723616PR</b>	<b>923</b>
	66 x 16 x 36	1650 x 400 x 900	<b>3NNN-E663616PR</b>	<b>878</b>
	60 x 16 x 36	1500 x 400 x 900	<b>3NNN-E603616PR</b>	<b>824</b>
	54 x 16 x 36	1350 x 400 x 900	<b>3NNN-E543616PR</b>	<b>771</b>
	48 x 16 x 36	1200 x 400 x 900	<b>3NNN-E483616PR</b>	<b>723</b>

	W x D x H (in)	W x D x H (mm)	Code	All Laminate (\$)
<b>Open hutches – 44" H</b>	<i>Clearance: 26 1/2" (673 mm). Grommet on back. Full width wire access. Can accommodate a tackboard, refer to page 147. 1 tone only.</i>			
	84 x 16 x 44	2100 x 400 x 1099	<b>3NNN-E844416</b>	<b>1,016</b>
	78 x 16 x 44	1950 x 400 x 1099	<b>3NNN-E784416</b>	<b>964</b>
	72 x 16 x 44	1800 x 400 x 1099	<b>3NNN-E724416</b>	<b>909</b>
	66 x 16 x 44	1650 x 400 x 1099	<b>3NNN-E664416</b>	<b>869</b>
	60 x 16 x 44	1500 x 400 x 1099	<b>3NNN-E604416</b>	<b>819</b>
	54 x 16 x 44	1350 x 400 x 1099	<b>3NNN-E544416</b>	<b>764</b>
	48 x 16 x 44	1200 x 400 x 1099	<b>3NNN-E484416</b>	<b>718</b>
	42 x 16 x 44	1050 x 400 x 1099	<b>3NNN-E424416</b>	<b>664</b>
	36 x 16 x 44	900 x 400 x 1099	<b>3NNN-E364416</b>	<b>632</b>

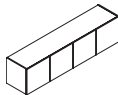
	W x D x H (in)	W x D x H (mm)	Code	All Laminate (\$)
<b>Open hutches – 36" H</b>	<i>Clearance: 18 5/8" (473 mm). Grommet on back. Full width wire access. Can accommodate a tackboard, refer to page 147. 1 tone only.</i>			
	84 x 16 x 36	2100 x 400 x 900	<b>3NNN-E843616</b>	<b>864</b>
	78 x 16 x 36	1950 x 400 x 900	<b>3NNN-E783616</b>	<b>811</b>
	72 x 16 x 36	1800 x 400 x 900	<b>3NNN-E723616</b>	<b>757</b>
	66 x 16 x 36	1650 x 400 x 900	<b>3NNN-E663616</b>	<b>711</b>
	60 x 16 x 36	1500 x 400 x 900	<b>3NNN-E603616</b>	<b>658</b>
	54 x 16 x 36	1350 x 400 x 900	<b>3NNN-E543616</b>	<b>612</b>
	48 x 16 x 36	1200 x 400 x 900	<b>3NNN-E483616</b>	<b>566</b>
	42 x 16 x 36	1050 x 400 x 900	<b>3NNN-E423616</b>	<b>505</b>
	36 x 16 x 36	900 x 400 x 900	<b>3NNN-E363616</b>	<b>470</b>

2-TONE LAMINATE APPLICATION: SHADED AREA CORRESPONDS TO THE FIRST CODE TO BE SPECIFIED. SECOND LAMINATE CODE WILL BE APPLIED TO THE REST OF THE PRODUCT.

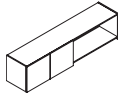
= QUICKSHIP = ASSEMBLY REQUIRED

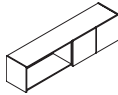


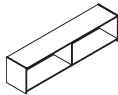



	W x D x H (in)	W x D x H (mm)	Code	All Laminate (\$)
<b>Wall-mounted hutches with doors – 17" H</b> 	<i>Hanger bar included for wall-mount installation. Can accommodate a tackboard, refer to page 147. 1 tone only.</i>			
	84 x 16 x 17	2100 x 400 x 427	<b>3NNN-EM841716P</b>	<b>1,204</b>
	78 x 16 x 17	1950 x 400 x 427	<b>3NNN-EM781716P</b>	<b>1,137</b>
	72 x 16 x 17	1800 x 400 x 427	<b>3NNN-EM721716P</b>	<b>1,090</b>
	66 x 16 x 17	1650 x 400 x 427	<b>3NNN-EM661716P</b>	<b>1,030</b>
	60 x 16 x 17	1500 x 400 x 427	<b>3NNN-EM601716P</b>	<b>970</b>
	54 x 16 x 17	1350 x 400 x 427	<b>3NNN-EM541716P</b>	<b>923</b>
	48 x 16 x 17	1200 x 400 x 427	<b>3NNN-EM481716P</b>	<b>864</b>
	42 x 16 x 17	1050 x 400 x 427	<b>3NNN-EM421716P</b>	<b>784</b>
	36 x 16 x 17	900 x 400 x 427	<b>3NNN-EM361716P</b>	<b>718</b>


84" to 60": 4 doors  
54" to 48": 3 doors  
42" to 36": 2 doors


	W x D x H (in)	W x D x H (mm)	Code	All Laminate (\$)
<b>Wall-mounted hutches with 2 doors on left – 17" H</b> 	<i>2 doors on left. Open storage on right. Hanger bar included for wall-mount installation. Can accommodate a tackboard, refer to page 147. 1 tone only.</i>			
	84 x 16 x 17	2100 x 400 x 427	<b>3NNN-EM841716L</b>	<b>1,016</b>
	78 x 16 x 17	1950 x 400 x 427	<b>3NNN-EM781716L</b>	<b>964</b>
	72 x 16 x 17	1800 x 400 x 427	<b>3NNN-EM721716L</b>	<b>909</b>
	66 x 16 x 17	1650 x 400 x 427	<b>3NNN-EM661716L</b>	<b>869</b>
	60 x 16 x 17	1500 x 400 x 427	<b>3NNN-EM601716L</b>	<b>819</b>
	54 x 16 x 17	1350 x 400 x 427	<b>3NNN-EM541716L</b>	<b>764</b>
	48 x 16 x 17	1200 x 400 x 427	<b>3NNN-EM481716L</b>	<b>718</b>


	W x D x H (in)	W x D x H (mm)	Code	All Laminate (\$)
<b>Wall-mounted hutches with 2 doors on right – 17" H</b> 	<i>2 doors on right. Open storage on left. Hanger bar included for wall-mount installation. Can accommodate a tackboard, refer to page 147. 1 tone only.</i>			
	84 x 16 x 17	2100 x 400 x 427	<b>3NNN-EM841716R</b>	<b>1,016</b>
	78 x 16 x 17	1950 x 400 x 427	<b>3NNN-EM781716R</b>	<b>964</b>
	72 x 16 x 17	1800 x 400 x 427	<b>3NNN-EM721716R</b>	<b>909</b>
	66 x 16 x 17	1650 x 400 x 427	<b>3NNN-EM661716R</b>	<b>869</b>
	60 x 16 x 17	1500 x 400 x 427	<b>3NNN-EM601716R</b>	<b>819</b>
	54 x 16 x 17	1350 x 400 x 427	<b>3NNN-EM541716R</b>	<b>764</b>
	48 x 16 x 17	1200 x 400 x 427	<b>3NNN-EM481716R</b>	<b>718</b>

	W x D x H (in)	W x D x H (mm)	Code	All Laminate (\$)
<b>Wall-mounted open hutches – 17" H</b> 	<i>Hanger bar included for wall-mount installation. Can accommodate a tackboard, refer to page 147. 1 tone only.</i>			
	84 x 16 x 17	2100 x 400 x 427	<b>3NNN-EM841716</b>	<b>858</b>
	78 x 16 x 17	1950 x 400 x 427	<b>3NNN-EM781716</b>	<b>803</b>
	72 x 16 x 17	1800 x 400 x 427	<b>3NNN-EM721716</b>	<b>752</b>
	66 x 16 x 17	1650 x 400 x 427	<b>3NNN-EM661716</b>	<b>705</b>
	60 x 16 x 17	1500 x 400 x 427	<b>3NNN-EM601716</b>	<b>653</b>
	54 x 16 x 17	1350 x 400 x 427	<b>3NNN-EM541716</b>	<b>603</b>
	48 x 16 x 17	1200 x 400 x 427	<b>3NNN-EM481716</b>	<b>558</b>
	42 x 16 x 17	1050 x 400 x 427	<b>3NNN-EM421716</b>	<b>499</b>
	36 x 16 x 17	900 x 400 x 427	<b>3NNN-EM361716</b>	<b>464</b>


	W x D x H (in)	W x D x H (mm)	Code	All Laminate (\$)
<b>Modular lateral files</b> 	<i>2 file drawers with suspension bars. Lock. Goes under a work surface. 1 tone only.</i>			
	36 x 18 x 28	900 x 448 x 711	<b>3NN_-1836LFL</b>	<b>1,024</b>
	30 x 18 x 28	750 x 448 x 711	<b>3NN_-1830LFL</b>	<b>970</b>
<b>Specify the handle code (E, F).</b>				


	W x D x H (in)	W x D x H (mm)	Code	All Laminate (\$)
<b>Modular combined pedestals</b> 	<i>2 box drawers on left, 2 file drawers with suspension bars. Lock. Pencil tray. Goes under a work surface. 1 tone only.</i>			
	36 x 18 x 28	900 x 448 x 711	<b>3NN_-1836COL</b>	<b>1,317</b>
	30 x 18 x 28	750 x 448 x 711	<b>3NN_-1830COL</b>	<b>1,268</b>
<b>Specify the handle code (E, F).</b>				


	W x D x H (in)	W x D x H (mm)	Code	All Laminate (\$)
<b>Modular combined pedestals</b> 	<i>2 box drawers on right, 2 file drawers with suspension bars. Lock. Pencil tray. Goes under a work surface. 1 tone only.</i>			
	36 x 18 x 28	900 x 448 x 711	<b>3NN_-C01836L</b>	<b>1,317</b>
	30 x 18 x 28	750 x 448 x 711	<b>3NN_-C01830L</b>	<b>1,268</b>
<b>Specify the handle code (E, F).</b>				


	W x D x H (in)	W x D x H (mm)	Code	All Laminate (\$)
<b>Modular bookcases with doors</b> 	<i>1 adjustable shelf. Lock. Goes under a work surface. 1 tone only.</i>			
	36 x 18 x 28	900 x 448 x 711	<b>3NN_-1836BL</b>	<b>797</b>
	30 x 18 x 28	750 x 448 x 711	<b>3NN_-1830BL</b>	<b>711</b>
<b>Specify the handle code (E, F).</b>				


**STORAGE FURNITURE**


	W x D x H (in)	W x D x H (mm)	Code	All Laminate (\$)
<b>Lateral file units</b> 	<i>2 file drawers with suspension bars. Lock.</i>			
	36 x 24 x 29	900 x 600 x 735	<b>31N_-2436LF</b>	<b>1,096</b>
	30 x 24 x 29	750 x 600 x 735	<b>31N_-2430LF</b>	<b>1,042</b>
	36 x 20 x 29	900 x 500 x 735	<b>31N_-2036LF</b>	<b>1,051</b>
	30 x 20 x 29	750 x 500 x 735	<b>31N_-2030LF</b>	<b>998</b>
<b>Specify the handle code (E, F).</b>				

	W x D x H (in)	W x D x H (mm)	Code	All Laminate (\$)
<b>Combined pedestals</b> 	<i>2 box drawers on left, 2 file drawers with suspension bars. One lock for two file drawers.</i>			
	36 x 24 x 29	900 x 600 x 735	<b>31N_-2436CO</b>	<b>1,383</b>
	36 x 20 x 29	900 x 500 x 735	<b>31N_-2036CO</b>	<b>1,342</b>
<b>Specify the handle code (E, F).</b>				

	W x D x H (in)	W x D x H (mm)	Code	All Laminate (\$)
<b>Combined pedestals</b> 	<i>2 box drawers on right, 2 file drawers with suspension bars. One lock for two file drawers.</i>			
	36 x 24 x 29	900 x 600 x 735	<b>31N_-C02436</b>	<b>1,383</b>
	36 x 20 x 29	900 x 500 x 735	<b>31N_-C02036</b>	<b>1,342</b>
<b>Specify the handle code (E, F).</b>				

	W x D x H (in)	W x D x H (mm)	Code	All Laminate (\$)
<b>Bookcase units</b> 	<i>Bookcase with doors and adjustable shelf. Lock.</i>			
	36 x 24 x 29	900 x 600 x 735	<b>31N_-2436B</b>	<b>869</b>
	30 x 24 x 29	750 x 600 x 735	<b>31N_-2430B</b>	<b>819</b>
	36 x 20 x 29	900 x 500 x 735	<b>31N_-2036B</b>	<b>831</b>
	30 x 20 x 29	750 x 500 x 735	<b>31N_-2030B</b>	<b>777</b>
<b>Specify the handle code (E, F).</b>				

	W x D x H (in)	W x D x H (mm)	Code	All Laminate (\$)
<b>Open bookcase units</b> 	<i>Adjustable shelf.</i>			
	36 x 24 x 29	900 x 600 x 735	<b>31NN-2436BE</b>	<b>792</b>
	30 x 24 x 29	750 x 600 x 735	<b>31NN-2430BE</b>	<b>752</b>
	36 x 20 x 29	900 x 500 x 735	<b>31NN-2036BE</b>	<b>764</b>
30 x 20 x 29	750 x 500 x 735	<b>31NN-2030BE</b>	<b>723</b>	

	W x D x H (in)	W x D x H (mm)	Code	All Laminate (\$)
<b>Bookcase with doors/lateral file units</b> 	<i>Bookcase with doors, 2 adjustable shelves. 2 file drawers with suspension bars. Lock on drawers. 1 tone only.</i>			
	36 x 24 x 73	900 x 600 x 1834	<b>3NN_-243673LFB</b>	<b>1,761</b>
	36 x 20 x 73	900 x 500 x 1834	<b>3NN_-203673LFB</b>	<b>1,696</b>
	36 x 24 x 65	900 x 600 x 1635	<b>3NN_-243665LFB</b>	<b>1,707</b>
	36 x 20 x 65	900 x 500 x 1635	<b>3NN_-203665LFB</b>	<b>1,640</b>
<b>Specify the handle code (E, F).</b>				

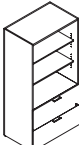
2-TONE LAMINATE APPLICATION: SHADED AREA CORRESPONDS TO THE FIRST CODE TO BE SPECIFIED. SECOND LAMINATE CODE WILL BE APPLIED TO THE REST OF THE PRODUCT.


= ASSEMBLY REQUIRED

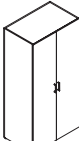
= QUICKSHIP








	W x D x H (in)	W x D x H (mm)	Code	All Laminate (\$)
<b>Open bookcase/ lateral file units</b> 	<i>Open bookcase, 2 adjustable shelves. 2 file drawers with suspension bars. Lock on drawers. 1 tone only.</i>			
	36 x 24 x 73	900 x 600 x 1834	<b>3NN_-243673LFE</b>	<b>1,570</b>
	36 x 20 x 73	900 x 500 x 1834	<b>3NN_-203673LFE</b>	<b>1,502</b>
	36 x 24 x 65	900 x 600 x 1635	<b>3NN_-243665LFE</b>	<b>1,515</b>
	36 x 20 x 65	900 x 500 x 1635	<b>3NN_-203665LFE</b>	<b>1,456</b>
<b>Specify the handle code (E, F).</b>				

<b>Storage with door/ lateral file units</b> 	<i>Bookcase with door, 2 adjustable shelves. 2 file drawers with suspension bars. Lock on drawers. Reversible door. 1 tone only.</i>			
	24 x 24 x 73	600 x 600 x 1834	<b>3NN_-242473FB</b>	<b>1,428</b>
	24 x 20 x 73	600 x 500 x 1834	<b>3NN_-202473FB</b>	<b>1,369</b>
	24 x 24 x 65	600 x 600 x 1635	<b>3NN_-242465FB</b>	<b>1,383</b>
	24 x 20 x 65	600 x 500 x 1635	<b>3NN_-202465FB</b>	<b>1,337</b>
<b>Specify the handle code (E, F).</b>				


<b>Storage/wardrobe units with doors</b> 	<i>3 adjustable shelves. 1 full-width fixed shelf. Full-width clothes hanger bar. 1 tone only.</i>			
	36 x 24 x 73	900 x 600 x 1834	<b>3NN_-243673B</b>	<b>1,601</b>
	36 x 20 x 73	900 x 500 x 1834	<b>3NN_-203673B</b>	<b>1,483</b>
	36 x 24 x 65	900 x 600 x 1635	<b>3NN_-243665B</b>	<b>1,515</b>
	36 x 20 x 65	900 x 500 x 1635	<b>3NN_-203665B</b>	<b>1,383</b>
<b>Specify the handle code (E, F).</b>				


<b>Storage/wardrobe units with door</b> 	<i>3 adjustable shelves. 1 full-width fixed shelf. Full-width clothes hanger bar. Reversible door. 1 tone only.</i>			
	24 x 24 x 73	600 x 600 x 1834	<b>3NN_-242473B</b>	<b>1,229</b>
	24 x 20 x 73	600 x 500 x 1834	<b>3NN_-202473B</b>	<b>1,164</b>
	24 x 24 x 65	600 x 600 x 1635	<b>3NN_-242465B</b>	<b>1,164</b>
	24 x 20 x 65	600 x 500 x 1635	<b>3NN_-202465B</b>	<b>1,101</b>
<b>Specify the handle code (E, F).</b>				


<b>Open bookcases</b> 	<i>73" to 65": 3 adjustable shelves, 1 fixed shelf. 48": 2 adjustable shelves. 1 tone only.</i>			
	36 x 14 x 73	900 x 350 x 1834	<b>3NNN-B367314</b>	<b>792</b>
	36 x 14 x 65	900 x 350 x 1635	<b>3NNN-B366514</b>	<b>739</b>
	36 x 14 x 48	900 x 350 x 1212	<b>3NNN-B364814</b>	<b>658</b>


<b>Additional shelf</b> 	<i>1 tone only.</i>			
	34 x 13 x 5/8	864 x 330 x 16	<b>3NNN-TB3614</b>	<b>126</b>


**PEDESTALS**


<b>Modular pedestal</b> 	<i>2 box drawers, 1 file drawer with suspension bar. Lock. Pencil tray. Must be installed under a work surface. 1 tone only.</i>			
	15 x 18 x 28	388 x 448 x 711	<b>3NN_-P1518UFL</b>	<b>858</b>
<b>Specify the handle code (E, F).</b>				

<b>Modular pedestal</b> 	<i>2 file drawers with suspension bars. Lock. Must be installed under a work surface. 1 tone only.</i>			
	15 x 18 x 28	388 x 448 x 711	<b>3NN_-P1518FFL</b>	<b>824</b>
<b>Specify the handle code (E, F).</b>				

<b>Hanging pedestal</b> 	<i>1 box drawer, 1 file drawer with suspension bar. Lock. Pencil tray. Must be installed under a work surface. 1 tone only.</i>			
	15 x 18 x 19 1/4	388 x 448 x 489	<b>3NN_-F</b>	<b>757</b>
<b>Specify the handle code (E, F).</b>				


<b>Hanging pedestal – inner drawers</b> 	<i>Pedestal with full-height front concealing 1 box drawer and 1 file drawer with suspension bar. Lock. Pencil tray. Must be installed under a work surface. 1 tone only.</i>			
	15 x 18 x 19 1/4	388 x 448 x 489	<b>3NN_-IF</b>	<b>620</b>
<b>Specify the handle code (E, F).</b>				


<b>Metal pedestal</b> 	<i>2 box drawers, 1 file drawer with suspension bar. Pedestal with charcoal metal body only and laminate drawer fronts. Lock. Pencil tray. Must be installed under a work surface.</i>			
	15 x 22 x 28	372 x 540 x 711	<b>3NN_-PM1522UFL</b>	<b>632</b>
<b>Specify the handle code (E, F).</b>				


<b>Metal pedestal</b> 	<i>2 file drawers with suspension bars. Pedestal with charcoal metal body only and laminate drawer fronts. Lock. Must be installed under a work surface.</i>			
	15 x 22 x 28	372 x 540 x 711	<b>3NN_-PM1522FFL</b>	<b>603</b>
<b>Specify the handle code (E, F).</b>				


<b>Hanging metal pedestal</b> 	<i>1 box drawer and 1 file drawer with suspension bar. Pencil tray. Lock. Charcoal metal body only and laminate drawer fronts. Must be installed under a work surface.</i>			
	15 x 22 x 28	372 x 540 x 711	<b>3NN_-PM1522UFL</b>	<b>578</b>
<b>Specify the handle code (E, F).</b>				


**Item discontinued**


<b>Mobile pedestal</b> 	<i>2 box drawers, 1 file drawer with suspension bar. Brakes on front casters. Lock. Pencil tray. Fits under a work surface. 1 tone only.</i>			
	15 x 18 x 27 1/2	390 x 450 x 689	<b>3NN_-MP1518UF</b>	<b>930</b>
<b>Specify the handle code (E, F).</b>				

<b>Mobile pedestal</b> 	<i>2 box drawers, 1 file drawer with suspension bar. Brakes on front casters. Lock. Pencil tray. Fits under a work surface. 1 tone only.</i>			
	15 x 22 x 27 1/2	390 x 550 x 689	<b>3NN_-MP1522UF</b>	<b>998</b>
<b>Specify the handle code (E, F).</b>				

<b>Mobile pedestal</b> 	<i>2 file drawers with suspension bars. Brakes on front casters. Lock. Fits under a work surface. 1 tone only.</i>			
	15 x 22 x 27 1/2	390 x 550 x 689	<b>3NN_-MP1522FF</b>	<b>964</b>
<b>Specify the handle code (E, F).</b>				

<b>Mobile pedestal</b> 	<i>1 box drawer, 1 file drawer with suspension bar. Brakes on front casters. Lock. Pencil tray. Fits under a work surface. 1 tone only.</i>			
	15 x 18 x 20 3/4	390 x 450 x 527	<b>3NN_-MP1518F</b>	<b>858</b>
<b>Specify the handle code (E, F).</b>				

<b>Mobile pedestal</b> 	<i>1 box drawer, 1 file drawer with suspension bar. Pencil tray. Brakes on front casters. Lock. Fits under a work surface. 1 tone only.</i>			
	15 x 22 x 20 3/4	390 x 550 x 527	<b>3NN_-MP1522F</b>	<b>878</b>
<b>Specify the handle code (E, F).</b>				

<b>Mobile pedestal – inner drawers</b> 	<i>Pedestal with full-height front concealing 1 box drawer and 1 file drawer with suspension bar. Brakes on front casters. Lock. Pencil tray. Fits under a work surface. 1 tone only.</i>			
	15 x 18 x 20 3/4	390 x 450 x 527	<b>3NN_-MP1518IF</b>	<b>730</b>
<b>Specify the handle code (E, F).</b>				

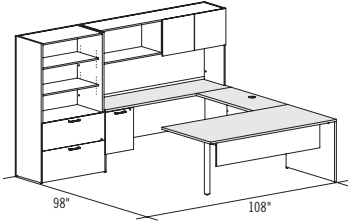
2-TONE LAMINATE APPLICATION: SHADED AREA CORRESPONDS TO THE FIRST CODE TO BE SPECIFIED. SECOND LAMINATE CODE WILL BE APPLIED TO THE REST OF THE PRODUCT.

 = QUICKSHIP  = ASSEMBLY REQUIRED



# SUGGESTIONS

## 31NE-PLAN01

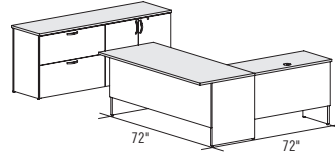


Plan shown in Concept 300 Flyer:

<b>31NE-PLAN01</b>	<b>\$4,447</b>
1 31NN-RTM3672	
1 31NN-BR2042	
1 31NE-IF2072S	
1 3NNN-E723616PR	
1 3NNE-203665LFE	

Square pull (E).

## 31NF-PLAN03

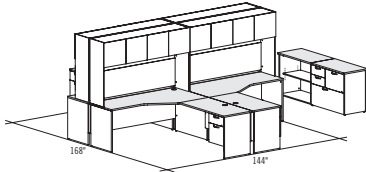


Plan shown in Concept 300 Flyer:

<b>31NF-PLAN03</b>	<b>\$3,457</b>
1 31NF-S3072F	
1 31NF-IF2042R	
1 31NF-LF2072B	

Round pull (F).

## 31NF-PLAN02



Plan shown in Concept 300 Flyer:

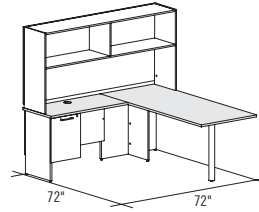
<b>31NF-PLAN02</b>	<b>\$14,333</b>
2 31NN-CM723624A	
2 31NN-CM367224A	
2 31NF-F2448R	
2 31NF-R2448F	
4 3NNN-E724416P	
1 31NF-2036CO	
1 31NN-2036BE	

Round pull (F).

**Options \$16,143**

- 4 LGC-TK7019E

## 31NE-PLAN04



Plan shown in Concept 300 Flyer:

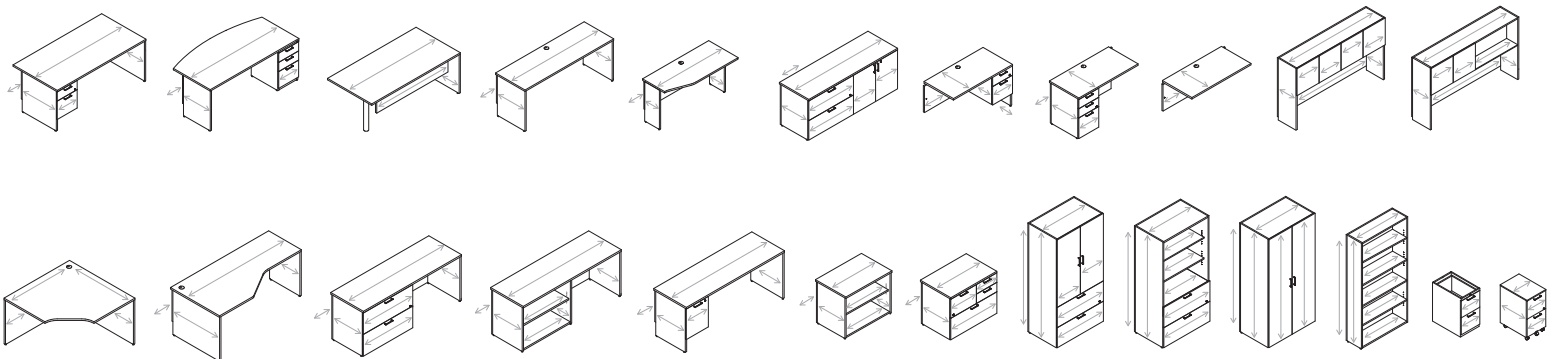
<b>31NE-PLAN04</b>	<b>\$2,186</b>
1 31NN-RT3072	
1 31NE-IF2042R	
1 3NNN-E723616	

Square pull (E).

**Options \$2,626**

- 1 LGC-TK7015E

### TYPICAL WOOD GRAIN DIRECTION FOR CONCEPT 300:



2-TONE LAMINATE APPLICATION: SHADED AREA CORRESPONDS TO THE FIRST CODE TO BE SPECIFIED. SECOND LAMINATE CODE WILL BE APPLIED TO THE REST OF THE PRODUCT.

= ASSEMBLY REQUIRED

= QUICKSHIP

# READY TO SHIP IN 5 DAYS!

All C.A. products and suggested layouts are part of the **Lacasse quick delivery program**. Please refer to page 3 for complete program details.




# C.A.

## EDGEBANDING

Furniture with 1" (25 mm) thick tops.

### N EDGE



Smooth 1/8" (3 mm) thick edge.

The **N edge** is matched with the finish specified for the surface.

## HANDLE

Metal handle.

### E – Square, Silver



## REVERSIBLE



All C.A. storage and work surfaces are reversible and fit together left or right. A big plus if you change your space... or change your mind!

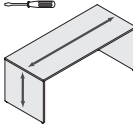
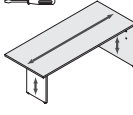
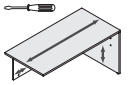
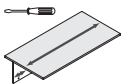
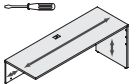


## CODIFICATION


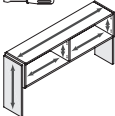
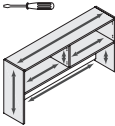


Series	Options		
	Thickness	Handle	Accent color
CA	1 Thermofused laminate 1"	E Square	S Silver

## IMPORTANT

All LACASSE laminate colors are available except for the modular pedestal and the lateral file unit which come in Snow (SNO) finish only. All furniture is shipped ready-to-assemble, except the modular pedestal and the lateral file unit which ship assembled.

Casegoods are made of particleboard panels finished on both sides with mar-resistant high-performance thermofused laminate (45 lbs/ft<sup>3</sup>). The black full extension ball bearing suspensions have a load capacity of 100 lbs to 150 lbs depending on the type of drawer. The lateral file unit has an anti-tipping system. All door hinges are 110°. Levelers allow up to 1 1/2" (38 mm) height adjustment.

	W x D x H (in)	W x D x H (mm)	Code	Price (\$)
<b>Desk shell</b> 	<i>Recessed half-height modesty panel.</i>			
	72 x 30 x 29	1800 x 750 x 735	CA1NN-TDM3072	678
<b>Rectangular table with modesty panel</b> 	<i>Reversible. Half-height laminate modesty panel.</i>			
	72 x 30 x 29	1800 x 750 x 735	CA1NN-RTM3072	637
<b>Rectangular surface with modesty panel</b> 	<i>Reversible. Recessed half-height modesty panel. Can accommodate 1 modular pedestal or 1 lateral file unit.</i>			
	60 x 30 x 29	1500 x 750 x 735	CA1NN-RTS3060	499
<b>Rectangular surface with modesty panel</b> 	<i>Recessed half-height modesty panel. Can accommodate 2 modular pedestals or 2 lateral file units.</i>			
	60 x 30 x 29	1500 x 750 x 735	CA1NN-BD3060	404
<b>Return shells</b> 	<i>Reversible. Half-height modesty panel. Can accommodate 1 modular pedestal or 1 lateral file unit. Grommet.</i>			
	72 x 24 x 29	1800 x 600 x 735	CA1NS-R2472S	478
	60 x 24 x 29	1500 x 600 x 735	CA1NS-R2460S	464
	48 x 24 x 29	1200 x 600 x 735	CA1NS-R2448S	445
<b>Bridge-return</b> 	<i>Reversible. Half-height modesty panel. Grommet.</i>			
	42 x 24 x 29	1050 x 600 x 735	CA1NS-BR2442	307
<b>Modular pedestal</b> 	<i>2 box drawers, 1 file drawer with suspension bar. Pencil tray. Lock. Must be installed under a surface. Snow (SNO) finish only.</i>			
	16 x 23 x 28	400 x 598 x 713	CANES-P1623UFL	824

	W x D x H (in)	W x D x H (mm)	Code	Price (\$)
<b>Lateral file unit</b> 	<i>2 file drawers with suspension bar. Lock. Can be used freestanding or can be installed under a surface. Snow (SNO) finish only.</i>			
	36 x 23 x 28	900 x 598 x 713	CANES-2336LFL	1,057
<b>Hutches with open back, adjustable sides – 36" H</b> 	<i>Clearance: 19 3/16" (488 mm). Side panels allow up to 1" (25 mm) height adjustment. Can accommodate a set of 2 or 4 doors.</i>			
	72 x 16 x 36	1800 x 400 x 900	CANNN-EA723616	665
	60 x 16 x 36	1500 x 400 x 900	CANNN-EA603616	637
<b>Hutches with closed back – 36" H</b> 	<i>Clearance: 19 3/16" (488 mm). Grommet on the back. Can accommodate a set of 2 or 4 doors.</i>			
	72 x 16 x 36	1800 x 400 x 900	CANNN-E723616	665
	60 x 16 x 36	1800 x 400 x 900	CANNN-E603616	637
<b>Sets of 4 doors for hutches</b> 	<i>Hardware included.</i>			
	<i>For hutches with open back.</i>			
	72 x 16 x 3/8	1800 x 400 x 16	CANNN-EA72P4	279
	60 x 16 x 3/8	1500 x 400 x 16	CANNN-EA60P4	266
	<i>For hutches with closed back.</i>			
	72 x 16 x 3/8	1800 x 400 x 16	CANNN-E72P4	279
	60 x 16 x 3/8	1500 x 400 x 16	CANNN-E60P4	266
<b>Sets of 2 doors for hutches</b> 	<i>Hardware included.</i>			
	<i>For hutches with open back.</i>			
	36 x 16 x 3/8	900 x 400 x 16	CANNN-EA72P2	139
	30 x 16 x 3/8	750 x 400 x 16	CANNN-EA60P2	132
	<i>For hutches with closed back.</i>			
	36 x 16 x 3/8	900 x 400 x 16	CANNN-E72P2	139
	30 x 16 x 3/8	750 x 400 x 16	CANNN-E60P2	132

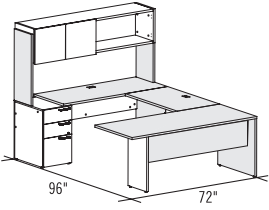
 = QUICKSHIP PROGRAM

 = ASSEMBLY REQUIRED

USA – JULY 2021

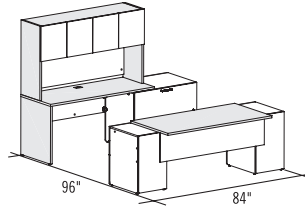
# SUGGESTIONS

## CA-PLAN01



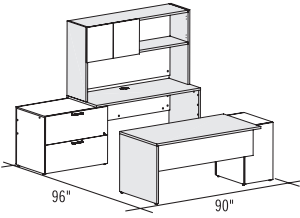
QSCA1ES-PLAN01		\$3,038
1	QSCA1NN-RTM3072	
1	QSCA1NS-BR2442	
1	QSCA1NS-R2460S	
1	QSCANES-P1623UFL	
1	QSCANNN-EA723616	
1	QSCANNN-EA72P2	

## CA-PLAN03



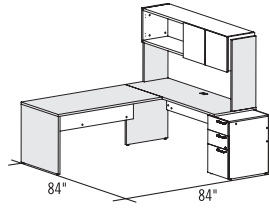
QSCA1ES-PLAN03		\$4,478
1	QSCA1NN-BD3060	
2	QSCANES-P1623UFL	
1	QSCA1NS-R2460S	
1	QSCANES-2336LFL	
1	QSCANNN-E603616	
1	QSCANNN-E60P4	

## CA-PLAN02



QSCA1ES-PLAN02		\$3,616
1	QSCA1NN-RTS3060	
1	QSCANES-P1623UFL	
1	QSCA1NS-R2460S	
1	QSCANES-2336LFL	
1	QSCANNN-E603616	
1	QSCANNN-E60P2	

## CA-PLAN04



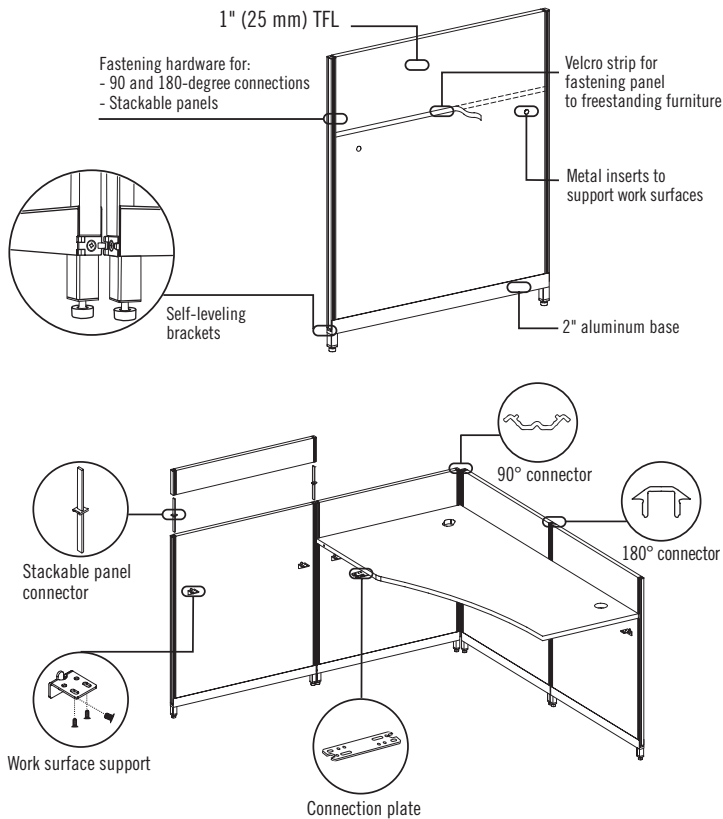
QSCA1ES-PLAN04		\$2,604
1	QSCA1NN-RTS3060	
1	QSCANES-P1623UFL	
1	QSCA1NS-R2472S	
1	QSCANNN-EA723616	
1	QSCANNN-EA72P2	

## PANGRAM IS THE PERFECT SOLUTION FOR WORKSPACE DIVISION NEEDS

Panels provide affordable privacy and support for work surfaces and accessories. This well-designed laminate panel system focuses on ease of use, flexibility and modularity. Compatible with PanGram surfaces and all other Lacasse laminate series.

### SPECIFICATIONS AND CONSTRUCTION

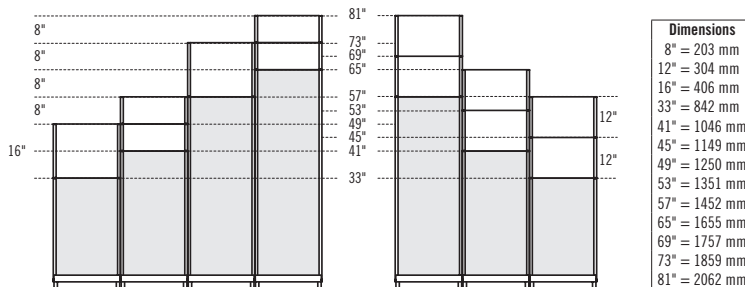
#### PANEL CONSTRUCTION



#### PANEL & STACKABLE PANEL HEIGHT COMBINATIONS

Base panels are available in heights of 33" to 65" (837 to 1650 mm) and are available in all Lacasse laminate finishes.

Stackable panels are available in a choice of laminate, fabric or translucent material.



180° PVC connectors fit snugly in the grooves of the panel end moldings for a tight link between panels in a straight line.



The end molding and the top cap have inverted slots that self-align the panels.



A 90° PVC connecting strip is used to attach two, three or four panels together, for corner, T plan or cluster application.



Accent translucent panels are easily installed.



Install accessories with metal support (pencil tray, rail, shelf) at the right height before installing the next stackable panel.



An adhesive channel is available to manage power and communication cables.



Replace a leveler by a stabilizer foot at the end of an unattached run of panels.



Start a panel run from a wall, a pillar... Screw the wall-starter, snap a 180° connector between the starter and the panel, *et voilà!* Really simple, isn't it?

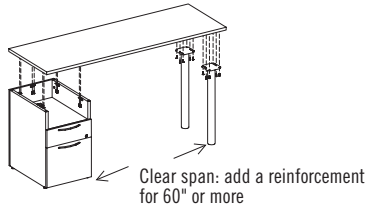




**SURFACES**

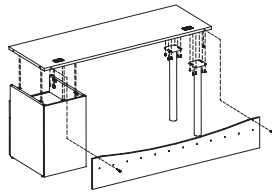
Surfaces without GR in their product code are neither equipped with grommets nor pre-drilled along the edges.

Metal-on-metal assembly.



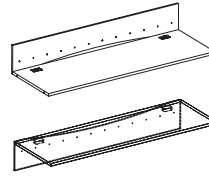
**GR SURFACES**

When GR is specified in the surface product code, one or more grommets are added. In addition, pre-drillings along the edges enables compatibility with SC screens.



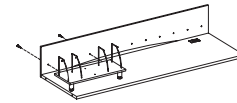
**SC SCREENS**

SC screens may be installed and positioned as modesty panels or as privacy screens, according to needs.



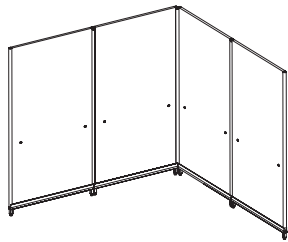
**SH SHELVES**

SH shelves are used jointly with SC screens.

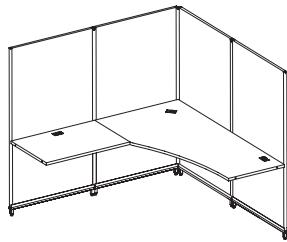


**HOW TO SPECIFY**

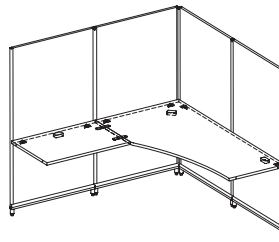
1. Order panels and stackables.



2. Order surfaces.



3. Order supports.



4. Add complementary parts.

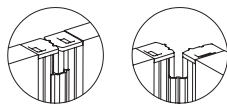
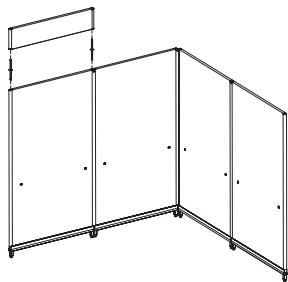
- Metal legs
- Storage units, pedestals
- Accessories

**Surface types:**

- Rectangular
- Asymmetrical
- Extended corners
- 120° corners

- 2 surface supports per panel side (PNNN-SB sold separately, 10/pack)
- 2 connection plates per surface joint (LGC-FLP sold separately, 10/pack)

**NOTES:**

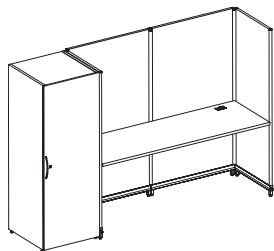


Panel connectors supplied with panels.



Stackable panel connectors included.

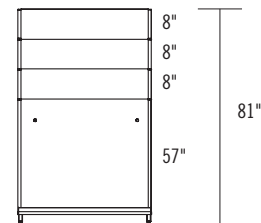
**RECOMMENDATIONS AND GOOD PRACTICES**



It is recommended that panel arrangements be stabilized by fastening them to the surfaces and by pressing other furniture against them if possible.

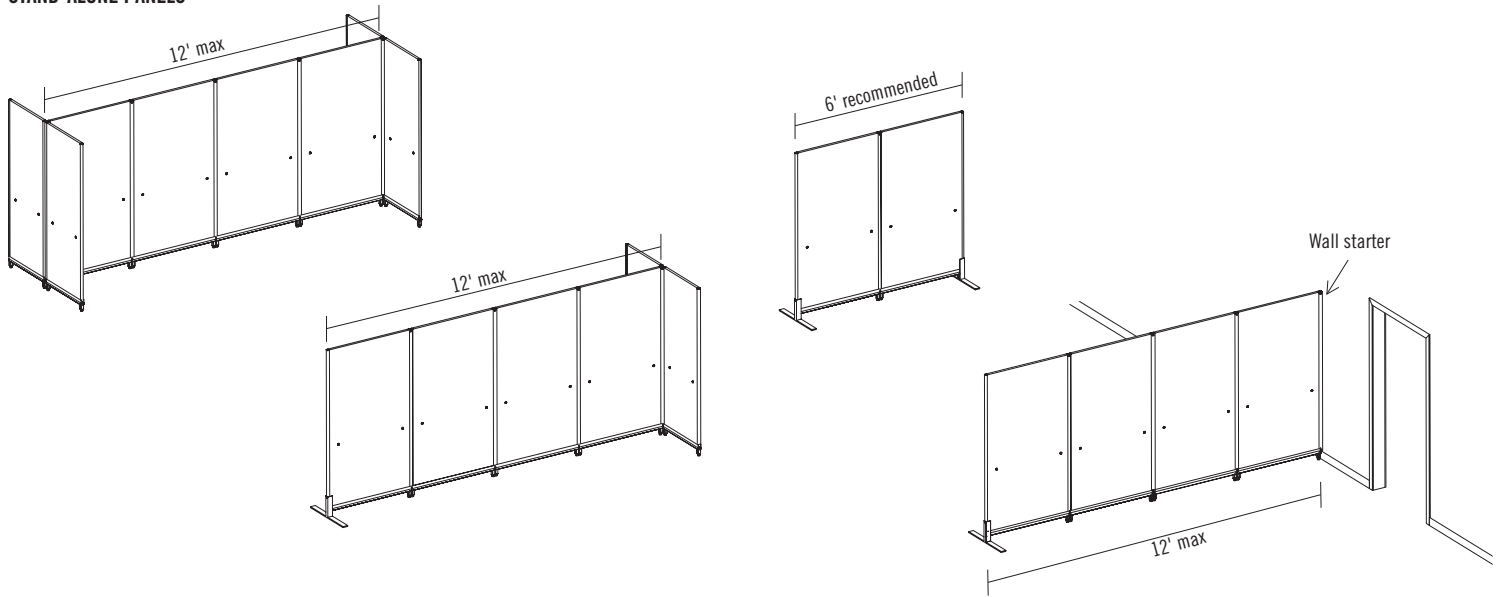
**GENERAL RULES**

- Maximum monolith height: 65" with stackables: 81"
- available in 8" H (203 mm), 12" H (304 mm) and 16" H (406 mm)
- Maximum number of stackable panels that can be stacked: 3 (including glass panels)

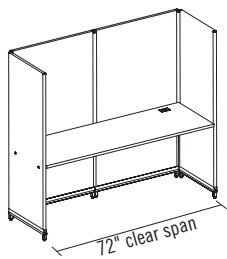


RECOMMENDATIONS AND GOOD PRACTICES (CONT'D)

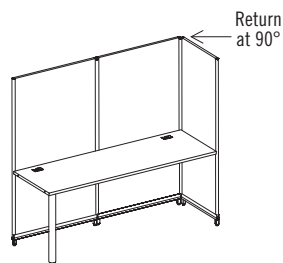
STAND-ALONE PANELS



SURFACES

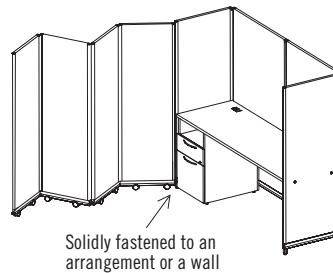


When the span exceeds 72", it is recommended that a metal leg or a storage unit be added to support the surface.

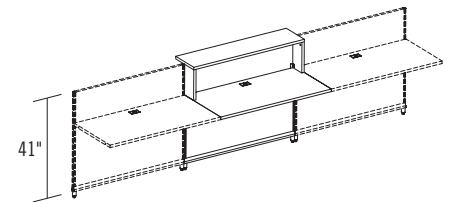


All arrangements of panels, surfaces and metal legs must include at least 1 return panel positioned at a 90° angle.

ACCORDION PANEL



TRANSACTION SHELVES



- Fits only on 41"-tall panels.
- Must have a surface on 1 side of panel.

\* For electrification and communication, refer to ELECTRICOM II on page 143.


Other uses:

PanGram panels may be used in conjunction with any other Lacasse collection. The highly effective Velcro strip supplied with the panels enables the latter to be properly secured to the units.

**EDGE BANDING**

Furniture with 1" (25 mm) thick tops.

**N Edge – 1" (25 mm)**



Smooth, 1/8" (3 mm) thick edge.

The N edge is matched with the finish specified for the surface.

**HANDLES AND LEGS**

Choices of 2 molded metal handles and 2 types of legs: square 2" (50 mm) or round 2½" (63,5 mm) in diameter. All are offered finished Anthracite Grey or Silver.



**QA – Square, Anthracite Grey**



**QS – Square, Silver**



**Q – Square**



**VA – Round, Anthracite Grey**



**VS – Round, Silver**



**V – Round**

**CODIFICATION**

Series	Options		
	Thickness	Handles / Legs	Accent color
<b>P</b>	<b>1</b> Thermofused laminate 1"	<b>Q</b> Square <b>V</b> Round	<b>A</b> Anthracite Grey <b>S</b> Silver

**READY TO SHIP IN 5 DAYS!**

Several suggested layouts, components and accessories identified by this pictogram are part of the **Lacasse quick delivery program**.

Please refer to page 3 for complete program details.



	W x D x H (in)	W x D x H (mm)	Code	Price (\$)
--	----------------	----------------	------	------------

**LAMINATE PANELS**

Metal base. Levelers allow 1¼" height adjustment. Supports for surfaces can be installed on both sides of the panel. 90° and 180° connectors included.

33" H panels	W x D x H (in)	W x D x H (mm)	Code	Price (\$)
	20 x 1 x 33	500 x 25 x 837	<b>PNN_-SFLX3320</b>	<b>386</b>
	24 x 1 x 33	600 x 25 x 837	<b>PNN_-SFLX3324</b>	<b>411</b>
	30 x 1 x 33	750 x 25 x 837	<b>PNN_-SFLX3330</b>	<b>445</b>
	36 x 1 x 33	900 x 25 x 837	<b>PNN_-SFLX3336</b>	<b>470</b>
	42 x 1 x 33	1050 x 25 x 837	<b>PNN_-SFLX3342</b>	<b>492</b>
	48 x 1 x 33	1200 x 25 x 837	<b>PNN_-SFLX3348</b>	<b>519</b>

Specify the accent color (A, S).

41" H panels	W x D x H (in)	W x D x H (mm)	Code	Price (\$)
	20 x 1 x 41	500 x 25 x 1040	<b>PNN_-SFLX4120</b>	<b>411</b>
	24 x 1 x 41	600 x 25 x 1040	<b>PNN_-SFLX4124</b>	<b>445</b>
	30 x 1 x 41	750 x 25 x 1040	<b>PNN_-SFLX4130</b>	<b>470</b>
	36 x 1 x 41	900 x 25 x 1040	<b>PNN_-SFLX4136</b>	<b>492</b>
	42 x 1 x 41	1050 x 25 x 1040	<b>PNN_-SFLX4142</b>	<b>519</b>
	48 x 1 x 41	1200 x 25 x 1040	<b>PNN_-SFLX4148</b>	<b>552</b>


Specify the accent color (A, S).

57" H panels	W x D x H (in)	W x D x H (mm)	Code	Price (\$)
	20 x 1 x 57	500 x 25 x 1446	<b>PNN_-SFLX5720</b>	<b>445</b>
	24 x 1 x 57	600 x 25 x 1446	<b>PNN_-SFLX5724</b>	<b>470</b>
	30 x 1 x 57	750 x 25 x 1446	<b>PNN_-SFLX5730</b>	<b>492</b>
	36 x 1 x 57	900 x 25 x 1446	<b>PNN_-SFLX5736</b>	<b>519</b>
	42 x 1 x 57	1050 x 25 x 1446	<b>PNN_-SFLX5742</b>	<b>552</b>
	48 x 1 x 57	1200 x 25 x 1446	<b>PNN_-SFLX5748</b>	<b>585</b>

Specify the accent color (A, S).

	W x D x H (in)	W x D x H (mm)	Code	Price (\$)
--	----------------	----------------	------	------------

65" H panels	20 x 1 x 65	500 x 25 x 1650	<b>PNN_-SFLX6520</b>	<b>470</b>
	24 x 1 x 65	600 x 25 x 1650	<b>PNN_-SFLX6524</b>	<b>492</b>
	30 x 1 x 65	750 x 25 x 1650	<b>PNN_-SFLX6530</b>	<b>519</b>
	36 x 1 x 65	900 x 25 x 1650	<b>PNN_-SFLX6536</b>	<b>552</b>
	42 x 1 x 65	1050 x 25 x 1650	<b>PNN_-SFLX6542</b>	<b>585</b>
	48 x 1 x 65	1200 x 25 x 1650	<b>PNN_-SFLX6548</b>	<b>612</b>

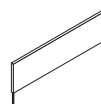


Specify the accent color (A, S).

**STACKABLE LAMINATE PANELS**

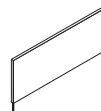
90° and 180° connectors included.

8" H panels	W x D x H (in)	W x D x H (mm)	Code	Price (\$)
	20 x 1 x 8	500 x 25 x 203	<b>PNN_-SOLX0820</b>	<b>273</b>
	24 x 1 x 8	600 x 25 x 203	<b>PNN_-SOLX0824</b>	<b>286</b>
	30 x 1 x 8	750 x 25 x 203	<b>PNN_-SOLX0830</b>	<b>299</b>
	36 x 1 x 8	900 x 25 x 203	<b>PNN_-SOLX0836</b>	<b>312</b>
	42 x 1 x 8	1050 x 25 x 203	<b>PNN_-SOLX0842</b>	<b>326</b>
	48 x 1 x 8	1200 x 25 x 203	<b>PNN_-SOLX0848</b>	<b>344</b>



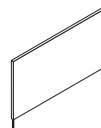
Specify the accent color (A, S).

12" H panels	W x D x H (in)	W x D x H (mm)	Code	Price (\$)
	20 x 1 x 12	500 x 25 x 304	<b>PNN_-SOLX1220</b>	<b>279</b>
	24 x 1 x 12	600 x 25 x 304	<b>PNN_-SOLX1224</b>	<b>292</b>
	30 x 1 x 12	750 x 25 x 304	<b>PNN_-SOLX1230</b>	<b>307</b>
	36 x 1 x 12	900 x 25 x 304	<b>PNN_-SOLX1236</b>	<b>320</b>
	42 x 1 x 12	1050 x 25 x 304	<b>PNN_-SOLX1242</b>	<b>332</b>
	48 x 1 x 12	1200 x 25 x 304	<b>PNN_-SOLX1248</b>	<b>353</b>

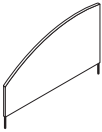



Specify the accent color (A, S).

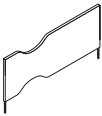
16" H panels	W x D x H (in)	W x D x H (mm)	Code	Price (\$)
	20 x 1 x 16	500 x 25 x 406	<b>PNN_-SOLX1620</b>	<b>286</b>
	24 x 1 x 16	600 x 25 x 406	<b>PNN_-SOLX1624</b>	<b>299</b>
	30 x 1 x 16	750 x 25 x 406	<b>PNN_-SOLX1630</b>	<b>312</b>
	36 x 1 x 16	900 x 25 x 406	<b>PNN_-SOLX1636</b>	<b>326</b>
	42 x 1 x 16	1050 x 25 x 406	<b>PNN_-SOLX1642</b>	<b>344</b>
	48 x 1 x 16	1200 x 25 x 406	<b>PNN_-SOLX1648</b>	<b>360</b>

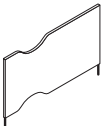



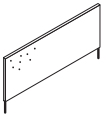
Specify the accent color (A, S).

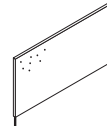
	W x D x H (in)	W x D x H (mm)	Code	Price (\$)
<b>CURVED STACKABLE LAMINATE PANELS</b>				
<i>90° and 180° connectors included.</i>				
	16" H panels	20 x 1 x 16	500 x 25 x 406	<b>PNN_-SOLX1620C</b> 292
		24 x 1 x 16	600 x 25 x 406	<b>PNN_-SOLX1624C</b> 307
		30 x 1 x 16	750 x 25 x 406	<b>PNN_-SOLX1630C</b> 320
		36 x 1 x 16	900 x 25 x 406	<b>PNN_-SOLX1636C</b> 332
		42 x 1 x 16	1050 x 25 x 406	<b>PNN_-SOLX1642C</b> 353
		48 x 1 x 16	1200 x 25 x 406	<b>PNN_-SOLX1648C</b> 366
	Specify the accent color (A, S).			


	W x D x H (in)	W x D x H (mm)	Code	Price (\$)
<b>OPEN STACKABLE LAMINATE PANELS</b>				
<i>90° and 180° connectors included.</i>				
	8" H panels	20 x 1 x 8	500 x 25 x 203	<b>PNN_-SOLX08200</b> 312
		24 x 1 x 8	600 x 25 x 203	<b>PNN_-SOLX08240</b> 326
		30 x 1 x 8	750 x 25 x 203	<b>PNN_-SOLX08300</b> 344
		36 x 1 x 8	900 x 25 x 203	<b>PNN_-SOLX08360</b> 366
		42 x 1 x 8	1050 x 25 x 203	<b>PNN_-SOLX08420</b> 386
		48 x 1 x 8	1200 x 25 x 203	<b>PNN_-SOLX08480</b> 404
	Specify the accent color (A, S).			


	W x D x H (in)	W x D x H (mm)	Code	Price (\$)
	12" H panels	20 x 1 x 12	500 x 25 x 304	<b>PNN_-SOLX12200</b> 320
		24 x 1 x 12	600 x 25 x 304	<b>PNN_-SOLX12240</b> 332
		30 x 1 x 12	750 x 25 x 304	<b>PNN_-SOLX12300</b> 353
		36 x 1 x 12	900 x 25 x 304	<b>PNN_-SOLX12360</b> 372
		42 x 1 x 12	1050 x 25 x 304	<b>PNN_-SOLX12420</b> 393
		48 x 1 x 12	1200 x 25 x 304	<b>PNN_-SOLX12480</b> 411
	Specify the accent color (A, S).			

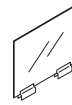
	W x D x H (in)	W x D x H (mm)	Code	Price (\$)
	16" H panels	20 x 1 x 16	500 x 25 x 406	<b>PNN_-SOLX16200</b> 326
		24 x 1 x 16	600 x 25 x 406	<b>PNN_-SOLX16240</b> 344
		30 x 1 x 16	750 x 25 x 406	<b>PNN_-SOLX16300</b> 360
		36 x 1 x 16	900 x 25 x 406	<b>PNN_-SOLX16360</b> 378
		42 x 1 x 16	1050 x 25 x 406	<b>PNN_-SOLX16420</b> 399
		48 x 1 x 16	1200 x 25 x 406	<b>PNN_-SOLX16480</b> 426
	Specify the accent color (A, S).			

	W x D x H (in)	W x D x H (mm)	Code	Price (\$)
<b>STACKABLE FABRIC PANELS</b>				
<i>90° and 180° connectors included. These prices are applicable for United Chair® Grade 1 and 2 fabrics. For other United Chair® grades add: Grade 3: 15%, Grade 4: 20%, Grade 5: 25%, Grade 6: 30%, Grade 7: 35%.</i>				
	8" H panels	20 x 1 x 8	500 x 25 x 203	<b>PNN_-SOFX0820</b> 360
		24 x 1 x 8	600 x 25 x 203	<b>PNN_-SOFX0824</b> 372
		30 x 1 x 8	750 x 25 x 203	<b>PNN_-SOFX0830</b> 386
		36 x 1 x 8	900 x 25 x 203	<b>PNN_-SOFX0836</b> 399
		42 x 1 x 8	1050 x 25 x 203	<b>PNN_-SOFX0842</b> 411
		48 x 1 x 8	1200 x 25 x 203	<b>PNN_-SOFX0848</b> 426
	Specify the accent color (A, S).			
	12" H panels	20 x 1 x 12	500 x 25 x 304	<b>PNN_-SOFX1220</b> 366
		24 x 1 x 12	600 x 25 x 304	<b>PNN_-SOFX1224</b> 378
		30 x 1 x 12	750 x 25 x 304	<b>PNN_-SOFX1230</b> 393
		36 x 1 x 12	900 x 25 x 304	<b>PNN_-SOFX1236</b> 404
		42 x 1 x 12	1050 x 25 x 304	<b>PNN_-SOFX1242</b> 426
		48 x 1 x 12	1200 x 25 x 304	<b>PNN_-SOFX1248</b> 439
	Specify the accent color (A, S).			

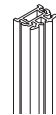
	W x D x H (in)	W x D x H (mm)	Code	Price (\$)
	16" H panels	20 x 1 x 16	500 x 25 x 406	<b>PNN_-SOFX1620</b> 372
		24 x 1 x 16	600 x 25 x 406	<b>PNN_-SOFX1624</b> 386
		30 x 1 x 16	750 x 25 x 406	<b>PNN_-SOFX1630</b> 399
		36 x 1 x 16	900 x 25 x 406	<b>PNN_-SOFX1636</b> 411
		42 x 1 x 16	1050 x 25 x 406	<b>PNN_-SOFX1642</b> 439
		48 x 1 x 16	1200 x 25 x 406	<b>PNN_-SOFX1648</b> 453
	Specify the accent color (A, S).			

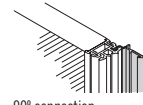

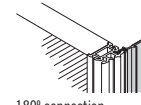
	W x D x H (in)	W x D x H (mm)	Code	Price (\$)
<b>TRANSLUCENT SCREENS</b>				
<i>Required assembly hardware included.</i>				
	8" H screens	20 x ¼ x 8	461 x 6 x 203	<b>PNN_-SAGX0820</b> 246
		24 x ¼ x 8	561 x 6 x 203	<b>PNN_-SAGX0824</b> 259
		30 x ¼ x 8	711 x 6 x 203	<b>PNN_-SAGX0830</b> 273
		36 x ¼ x 8	861 x 6 x 203	<b>PNN_-SAGX0836</b> 286
		42 x ¼ x 8	1011 x 6 x 203	<b>PNN_-SAGX0842</b> 299
		48 x ¼ x 8	1161 x 6 x 203	<b>PNN_-SAGX0848</b> 312
	Specify the accent color (A, S).			


	W x D x H (in)	W x D x H (mm)	Code	Price (\$)
	12" H screens	20 x ¼ x 12	461 x 6 x 304	<b>PNN_-SAGX1220</b> 273
		24 x ¼ x 12	561 x 6 x 304	<b>PNN_-SAGX1224</b> 286
		30 x ¼ x 12	711 x 6 x 304	<b>PNN_-SAGX1230</b> 299
		36 x ¼ x 12	861 x 6 x 304	<b>PNN_-SAGX1236</b> 312
		42 x ¼ x 12	1011 x 6 x 304	<b>PNN_-SAGX1242</b> 326
		48 x ¼ x 12	1161 x 6 x 304	<b>PNN_-SAGX1248</b> 353
	Specify the accent color (A, S).			

	W x D x H (in)	W x D x H (mm)	Code	Price (\$)
	16" H screens	20 x ¼ x 16	461 x 6 x 406	<b>PNN_-SAGX1620</b> 299
		24 x ¼ x 16	561 x 6 x 406	<b>PNN_-SAGX1624</b> 312
		30 x ¼ x 16	711 x 6 x 406	<b>PNN_-SAGX1630</b> 326
		36 x ¼ x 16	861 x 6 x 406	<b>PNN_-SAGX1636</b> 353
		42 x ¼ x 16	1011 x 6 x 406	<b>PNN_-SAGX1642</b> 366
		48 x ¼ x 16	1161 x 6 x 406	<b>PNN_-SAGX1648</b> 386
	Specify the accent color (A, S).			

	W x D x H (in)	W x D x H (mm)	Code	Price (\$)
<b>MOBILE LAMINATE FOLDING SCREENS</b>				
<i>Four sections 20" wide. Note: Must be attached to a wall, furniture or fixed panel. Total height of panels must not exceed 65" H.</i>				
	20 x 1 x 20	500 x 25 x 508	<b>PNN_-SOLX1620</b>	1,229
	20 x 1 x 24	500 x 25 x 608	<b>PNN_-SOLX1624</b>	1,369
	20 x 1 x 30	500 x 25 x 758	<b>PNN_-SOLX1630</b>	1,508
Items discontinued				
Specify the accent color (A, S).				

	W x D x H (in)	W x D x H (mm)	Code	Price (\$)
	Wall starter	1 x 7/8 x 30	25 x 22 x 728	<b>PNN_-WF33</b> 126
		1 x 7/8 x 38	25 x 22 x 931	<b>PNN_-WF41</b> 139
		1 x 7/8 x 54	25 x 22 x 1337	<b>PNN_-WF57</b> 153
		1 x 7/8 x 63	25 x 22 x 1542	<b>PNN_-WF65</b> 167
	Specify the accent color (A, S).			

	W x D x H (in)	W x D x H (mm)	Code	Price (\$)
	Hardware for fastening panel to furniture (plastic)	1½ x ¾ x 70	37 x 9 x 1773	<b>PNN_-FPBP73</b> 120
	Specify the accent color (A, S).			
	90° connection			
		180° connection		

	W x D x H (in)	W x D x H (mm)	Code	Price (\$)
	Stabilizer foot	22 x 2 x 8	550 x 50 x 220	<b>PNN_-PS22</b> 205
	Specify the accent color (A, S).			

	W x D x H (in)	W x D x H (mm)	Code	Price (\$)
--	----------------	----------------	------	------------

**SURFACES EQUIPPED WITH GROMMET AND PRE-DRILLED FOR SC SCREENS**

Order a LGC-BAR for all surfaces wider than 60" not supported by a pedestal or other storage unit, refer to page 103. Required assembly hardware for panel (PNNN-SB) sold separately, refer to page 100. Shapes and sizes of the modular surfaces coordinate with those of freestanding furniture. Use tubular legs (with or without casters), storage units, lateral files, etc. as supports.

Compatible with PanGram privacy screens.				
<b>Rectangular surfaces</b>	72 x 24 x 1	1800 x 600 x 25	P1N_TR2472GR	439
	66 x 24 x 1	1650 x 600 x 25	P1N_TR2466GR	420
	60 x 24 x 1	1500 x 600 x 25	P1N_TR2460GR	399
72" to 60": 2 grommets	54 x 24 x 1	1350 x 600 x 25	P1N_TR2454GR	378
48" to 36": 1 grommet	48 x 24 x 1	1250 x 600 x 25	P1N_TR2448GR	360
	42 x 24 x 1	1050 x 600 x 25	P1N_TR2442GR	332
	36 x 24 x 1	900 x 600 x 25	P1N_TR2436GR	312

Specify the accent color (A, S).

Compatible with PanGram privacy screens.				
<b>D-shaped surfaces</b>	78 x 36 x 1	1950 x 900 x 25	P1N_TD3678GR	545
	78 x 30 x 1	1950 x 750 x 25	P1N_TD3078GR	511
	60 x 30 x 1	1500 x 750 x 25	P1N_TD3060GR	445

Specify the accent color (A, S).

Compatible with PanGram privacy screens.				
<b>Left extended corner surfaces, 24" D</b>	72 x 36 x 1	1800 x 900 x 25	P1N_TC723624GR	525
	54 x 36 x 1	1350 x 900 x 25	P1N_TC543624GR	470

Specify the accent color (A, S).

72": 2 grommets  
54": 1 grommet

Compatible with PanGram privacy screens.				
<b>Right extended corner surfaces, 24" D</b>	72 x 36 x 1	1800 x 900 x 25	P1N_TC367224GR	525
	54 x 36 x 1	1350 x 900 x 25	P1N_TC365424GR	470

Specify the accent color (A, S).

72": 2 grommets  
54": 1 grommet

Compatible with PanGram privacy screens.				
<b>Asymmetrical surfaces, 24" on left, 30" on right</b>	72 x 30 x 1	1800 x 750 x 25	P1N_TA247230GR	511
	66 x 30 x 1	1650 x 750 x 25	P1N_TA246630GR	499
	60 x 30 x 1	1500 x 750 x 25	P1N_TA246030GR	486
	54 x 30 x 1	1350 x 750 x 25	P1N_TA245430GR	470
72" to 60": 2 grommets	36 x 30 x 1	900 x 750 x 25	P1N_TA243630GR	459

Specify the accent color (A, S).

Compatible with PanGram privacy screens.				
<b>Asymmetrical surfaces, 30" on left, 24" on right</b>	72 x 30 x 1	1800 x 750 x 25	P1N_TA307224GR	511
	66 x 30 x 1	1650 x 750 x 25	P1N_TA306624GR	499
	60 x 30 x 1	1500 x 750 x 25	P1N_TA306024GR	486
	54 x 30 x 1	1350 x 750 x 25	P1N_TA305424GR	470
72" to 60": 2 grommets	36 x 30 x 1	900 x 750 x 25	P1N_TA303624GR	459

Specify the accent color (A, S).

Not compatible with PanGram privacy screens. Can accommodate 5 legs.				
<b>120° surfaces, 30" D</b>	48 x 30 x 1	1200 x 750 x 25	P1N_TCA3048GR	909
	42 x 30 x 1	1050 x 750 x 25	P1N_TCA3042GR	837
	36 x 30 x 1	900 x 750 x 25	P1N_TCA3036GR	764

Specify the accent color (A, S).

	W x D x H (in)	W x D x H (mm)	Code	Price (\$)
--	----------------	----------------	------	------------

Not compatible with PanGram privacy screens. Can accommodate 5 legs.				
<b>120° surfaces, 24" D</b>	48 x 24		2448GR	864
	42 x 24		2442GR	792
	36 x 24		2436GR	723

Item discontinued

Kit of 10 brackets with hardware to mount surfaces on laminate panels. Panel can receive 2 brackets on each side.				
<b>Panel bracket kit</b>	2 x 1¼ x 1½	50 x 33 x 38	PNNN-SB	67

**SURFACES**

Order a LGC-BAR for all surfaces wider than 60" not supported by a pedestal or other storage unit, refer to page 103. Required assembly hardware for panel (PNNN-SB) sold separately, refer to page 100. Shapes and sizes of the modular surfaces coordinate with those of freestanding furniture. Use tubular legs (with or without casters), storage units, lateral files, etc. as supports.

Not compatible with PanGram privacy screens.				
<b>Rectangular surfaces</b>	72 x 24 x 1	1800 x 600 x 25	P1NN-TR2472	411
	66 x 24 x 1	1650 x 600 x 25	P1NN-TR2466	393
	60 x 24 x 1	1500 x 600 x 25	P1NN-TR2460	372
	54 x 24 x 1	1350 x 600 x 25	P1NN-TR2454	353
	48 x 24 x 1	1200 x 600 x 25	P1NN-TR2448	344
	42 x 24 x 1	1050 x 600 x 25	P1NN-TR2442	320
	36 x 24 x 1	900 x 600 x 25	P1NN-TR2436	299
	18 x 24 x 1	450 x 600 x 25	P1NN-TR2418	259

Not compatible with PanGram privacy screens.				
<b>D-shaped surfaces</b>	78 x 36 x 1	1950 x 900 x 25	P1NN-TD3678	532
	78 x 30 x 1	1950 x 750 x 25	P1NN-TD3078	499
	60 x 30 x 1	1500 x 750 x 25	P1NN-TD3060	433

Not compatible with PanGram privacy screens.				
<b>Left extended corner surfaces, 24" D</b>	72 x 36 x 1	1800 x 900 x 25	P1NN-TC723624	499
	54 x 36 x 1	1350 x 900 x 25	P1NN-TC543624	445


Not compatible with PanGram privacy screens.				
<b>Right extended corner surfaces, 24" D</b>	72 x 36 x 1	1800 x 900 x 25	P1NN-TC367224	499
	54 x 36 x 1	1350 x 900 x 25	P1NN-TC365424	445

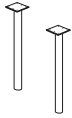



Not compatible with PanGram privacy screens.				
<b>Asymmetrical surfaces, 24" on left, 30" on right</b>	72 x 30 x 1	1800 x 750 x 25	P1NN-TA247230	486
	66 x 30 x 1	1650 x 750 x 25	P1NN-TA246630	470
	60 x 30 x 1	1500 x 750 x 25	P1NN-TA246030	459
	54 x 30 x 1	1350 x 750 x 25	P1NN-TA245430	445
	36 x 30 x 1	900 x 750 x 25	P1NN-TA243630	433

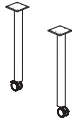
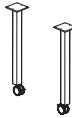


Not compatible with PanGram privacy screens.				
<b>Asymmetrical surfaces, 30" on left, 24" on right</b>	72 x 30 x 1	1800 x 750 x 25	P1NN-TA307224	486
	66 x 30 x 1	1650 x 750 x 25	P1NN-TA306624	470
	60 x 30 x 1	1500 x 750 x 25	P1NN-TA306024	459
	54 x 30 x 1	1350 x 750 x 25	P1NN-TA305424	445
	36 x 30 x 1	900 x 750 x 25	P1NN-TA303624	433

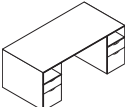
Not compatible with PanGram privacy screens. Can accommodate 5 legs.				
<b>120° surfaces, 30" D</b>	48 x 30 x 1	1200 x 750 x 25	P1NN-TCA3048	897
	42 x 30 x 1	1050 x 750 x 25	P1NN-TCA3042	824
	36 x 30 x 1	900 x 750 x 25	P1NN-TCA3036	752

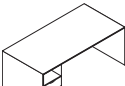


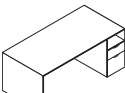
	W x D x H (in)	W x D x H (mm)	Code	Price (\$)
<b>120° surfaces, 24" D</b>	<i>Not compatible with PanGram privacy screens. Can accommodate 5 legs.</i>			
	48 x 24 x 1	1200 x 600 x 25	P1NN-TCA2448	852
	42 x 24 x 1	1050 x 600 x 25	P1NN-TCA2442	777
	36 x 24 x 1	900 x 600 x 25	P1NN-TCA2436	711


<b>Metal fixed legs</b>				
<i>Round leg.</i>				
	2 x 2 x 28	51 x 51 x 713	TNN_-VTL	139
<b>Specify the accent color (A, S).</b>				
<i>Square leg.</i>				
	2 x 2 x 28	51 x 51 x 713	TNN_-QTL	139
<b>Specify the accent color (A, S).</b>				
<i>2 round legs.</i>				
	2 x 2 x 28	51 x 51 x 713	TNN_-VTL2	273
<b>Specify the accent color (A, S).</b>				
<i>2 square legs.</i>				
	2 x 2 x 28	51 x 51 x 713	TNN_-QTL2	273
<b>Specify the accent color (A, S).</b>				


<b>Metal mobile legs</b>				
<i>Round leg.</i>				
	2 x 2 x 28	51 x 51 x 713	TNN_-MVTL	139
<b>Specify the accent color (A, S).</b>				
<i>Square leg.</i>				
	2 x 2 x 28	51 x 51 x 713	TNN_-MQTL	139
<b>Specify the accent color (A, S).</b>				
<i>2 round legs.</i>				
	2 x 2 x 28	51 x 51 x 713	TNN_-MVTL2	273
<b>Specify the accent color (A, S).</b>				
<i>2 square legs.</i>				
	2 x 2 x 28	51 x 51 x 713	TNN_-MQTL2	273
<b>Specify the accent color (A, S).</b>				


<b>Double pedestal desks</b>				
<i>2 pedestals with locks, 2 box drawers and 2 file drawers with suspension bars. Pencil tray. Recessed, full-height modesty panel.</i>				
	72 x 36 x 29	1800 x 900 x 735	P1__-F3672F	1,848
	60 x 30 x 29	1500 x 750 x 735	P1__-F3060F	1,640
<b>Specify the handle code (Q, V). Specify the accent color (A, S).</b>				

<b>Left single pedestal desks</b>				
<i>1 pedestal on left with lock, 1 box drawer and 1 file drawer with suspension bar. Pencil tray. Recessed, full-height modesty panel.</i>				
	72 x 36 x 29	1800 x 900 x 735	P1__-F3672S	1,456
	66 x 30 x 29	1650 x 750 x 735	P1__-F3066S	1,324
<b>Specify the handle code (Q, V). Specify the accent color (A, S).</b>				


<b>Right single pedestal desks</b>				
<i>1 pedestal on right with lock, 1 box drawer and 1 file drawer with suspension bar. Pencil tray. Recessed, full-height modesty panel.</i>				
	72 x 36 x 29	1800 x 900 x 735	P1__-S3672F	1,456
	66 x 30 x 29	1650 x 750 x 735	P1__-S3066F	1,324
<b>Specify the handle code (Q, V). Specify the accent color (A, S).</b>				

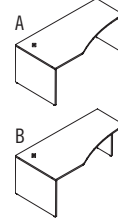
	W x D x H (in)	W x D x H (mm)	Code	Price (\$)
<b>Left executive return</b>	<i>1 pedestal on left with lock, 1 box drawer and 1 file drawer with suspension bar. Pencil tray. Grommet.</i>			
	42 x 24 x 29	1050 x 600 x 735	P1__-F2442R	1,036
<b>Specify the handle code (Q, V). Specify the accent color (A, S).</b>				


<b>Right executive return</b>				
<i>1 pedestal on right with lock, 1 box drawer and 1 file drawer with suspension bar. Pencil tray. Grommet.</i>				
	42 x 24 x 29	1050 x 600 x 735	P1__-R2442F	1,036
<b>Specify the handle code (Q, V). Specify the accent color (A, S).</b>				

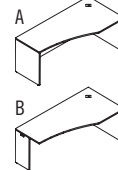
<b>D-shaped work surface</b>				
<i>Grommet. Legs included.</i>				
	78 x 36 x 29	1950 x 900 x 735	P1__-BT3678	964
<b>Specify the leg code (Q, V). Specify the accent color (A, S).</b>				

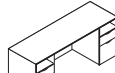
Packaged in 2 boxes.


<b>Right extended corner modules – 24" D</b>				
<i>Full-height modesty panel. 1 grommet.</i>				
	72 x 36 x 29	1800 x 900 x 735	P1N_-CM367224_	1,137
<b>Specify the accent color (A, S). Specify panel legs (A, B).</b>				

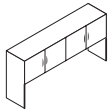



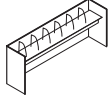

<b>Left extended corner modules – 24" D</b>				
<i>Full-height modesty panel. 1 grommet.</i>				
	72 x 36 x 29	1800 x 900 x 735	P1N_-CM723624_	1,137
<b>Specify the accent color (A, S). Specify panel legs (A, B).</b>				






<b>Open credenza</b>				
<i>2 pedestals with locks, 2 box drawers and 2 file drawers with suspension bars. Pencil tray. Grommet on back.</i>				
	72 x 24 x 29	1800 x 600 x 735	P1__-F2472F	1,727
<b>Specify the handle code (Q, V). Specify the accent color (A, S).</b>				



<b>Mobile EDP tables</b>				
<i>Reversible integrated CPU stand. Casters. 2 grommets. The top part is removable and can be replaced with a privacy screen O2-SC48 or O2-SC36.</i>				
	54 x 24 x 29	1350 x 600 x 735	P1N_-MDT2454	1,137
	42 x 24 x 29	1050 x 600 x 735	P1N_-MDT2442	1,070
<b>Specify the accent color (A, S).</b>				



	W x D x H (in)	W x D x H (mm)	Code	Price (\$)
<b>Hutches with doors – 36" H</b>	<i>Clearance: 19". No back on the bottom. 1 tone only.</i>			
	72 x 16 x 36	1800 x 400 x 900	P1__-E723616P 	1,222
	66 x 16 x 36	1650 x 400 x 900	P1__-E663616P	1,170
	60 x 16 x 36	1500 x 400 x 900	P1__-E603616P	1,101
	54 x 16 x 36	1350 x 400 x 900	P1__-E543616P	1,057
	48 x 16 x 36	1200 x 400 x 900	P1__-E483616P	984
	42 x 16 x 36	1050 x 400 x 900	P1__-E423616P	909
	36 x 16 x 36	900 x 400 x 900	P1__-E363616P	824
	72" to 60": 4 doors 54" to 48": 3 doors 42" to 36": 2 doors			
	<b>Specify the handle code (Q, V). Specify the accent color (A, S).</b>			



	W x D x H (in)	W x D x H (mm)	Code	Price (\$)
<b>Open hutches – 28" H</b>	<i>Clearance: 17 5/8". Grommet. Full-width wire access. Can accommodate a tackboard, refer to page 147.</i>			
	72 x 16 x 28	1800 x 380 x 710	PNN_-E722816 	739
	66 x 16 x 28	1650 x 380 x 710	PNN_-E662816	705
	60 x 16 x 28	1500 x 380 x 710	PNN_-E602816	658
	54 x 16 x 28	1350 x 380 x 710	PNN_-E542816	620
	48 x 16 x 28	1200 x 380 x 710	PNN_-E482816	578
	72" to 60": 6 wire dividers. 54" to 48": 4 wire dividers.			
	<b>Specify the accent color (A, S).</b>			

	W x D x H (in)	W x D x H (mm)	Code	Price (\$)
<b>Lateral file unit</b>	<i>2 file drawers with suspension bars. Lock. Optional counterweight to meet BIFMA standards, refer to page 149.</i>			
	36 x 24 x 29	900 x 600 x 735	P1__-2436LF 	1,197
	<b>Specify the handle code (Q, V). Specify the accent color (A, S).</b>			

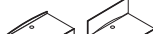
	W x D x H (in)	W x D x H (mm)	Code	Price (\$)
<b>Bookcase unit with doors</b>	<i>Adjustable shelf. Lock.</i>			
	36 x 24 x 29	900 x 600 x 735	P1__-2436B	975
	<b>Specify the handle code (Q, V). Specify the accent color (A, S).</b>			


	W x D x H (in)	W x D x H (mm)	Code	Price (\$)
<b>Combination unit</b>	<i>1 box drawer and 1 file drawer with suspension bar. Lock. Pencil tray. Optional counterweight to meet BIFMA standards, refer to page 149.</i>			
	36 x 24 x 29	900 x 600 x 735	P1__-2436W 	1,242
	<b>Specify the handle code (Q, V). Specify the accent color (A, S).</b>			


	W x D x H (in)	W x D x H (mm)	Code	Price (\$)
<b>Support / lateral file unit</b>	<i>2 file drawers with suspension bars. Lock. 1 tone only.</i>			
	36 x 24 x 28	900 x 600 x 710	PN__-2436LFL 	1,070
	<b>Specify the handle code (Q, V). Specify the accent color (A, S).</b>			




	W x D x H (in)	W x D x H (mm)	Code	Price (\$)
<b>Support / lateral file unit</b>	<i>1 box drawer, 1 file drawer with suspension bar. Pencil tray. Lock. 1 tone only.</i>			
	36 x 24 x 28	900 x 600 x 710	PN__-2436WL 	1,042
	<b>Specify the handle code (Q, V). Specify the accent color (A, S).</b>			


MOBILE COMPONENTS


 The top part of the 41" H is removable and can be replaced with a screen (02-SC36 or 02-SC24).


	W x D x H (in)	W x D x H (mm)	Code	Price (\$)
<b>Utility units – 41" H</b>	<i>1 box drawer. 1 adjustable shelf. Casters. Grommet. Lock. 6 wire dividers included.</i>			
	36 x 21 x 41	900 x 525 x 1037	P1__-ME213641U	1,170
	<b>Specify the handle code (Q, V). Specify the accent color (A, S).</b>			
	<i>4 wire dividers included.</i>			
	24 x 21 x 41	600 x 525 x 1037	P1__-ME212441U	1,036
	<b>Specify the handle code (Q, V). Specify the accent color (A, S).</b>			

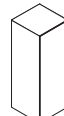
	W x D x H (in)	W x D x H (mm)	Code	Price (\$)
<b>Utility units – 25" H</b>	<i>1 box drawer. Casters. Grommet. Lock. 3 wire dividers included.</i>			
	36 x 21 x 25	900 x 525 x 628	P1__-ME213625U	957
	<b>Specify the handle code (Q, V). Specify the accent color (A, S).</b>			
	<i>2 wire dividers included.</i>			
	24 x 21 x 25	600 x 525 x 628	P1__-ME212425U	819
	<b>Specify the handle code (Q, V). Specify the accent color (A, S).</b>			

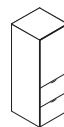
	W x D x H (in)	W x D x H (mm)	Code	Price (\$)
<b>Storage units with doors – 41" H</b>	<i>2 adjustable shelves. Casters. Grommet. 9 wire dividers included.</i>			
	36 x 21 x 41	900 x 525 x 1037	P1__-ME213641B 	1,210
	<b>Specify the handle code (Q, V). Specify the accent color (A, S).</b>			
	<i>6 wire dividers included.</i>			
	24 x 21 x 41	600 x 525 x 1037	P1__-ME212441B 	1,070
	<b>Specify the handle code (Q, V). Specify the accent color (A, S).</b>			



	W x D x H (in)	W x D x H (mm)	Code	Price (\$)
<b>Storage units with doors – 25" H</b>	<i>1 adjustable shelf. Casters. Grommet. 6 wire dividers included.</i>			
	36 x 21 x 25	900 x 525 x 628	P1__-ME213625B	998
	<b>Specify the handle code (Q, V). Specify the accent color (A, S).</b>			
	<i>4 wire dividers included.</i>			
	24 x 21 x 25	600 x 525 x 628	P1__-ME212425B	858
	<b>Specify the handle code (Q, V). Specify the accent color (A, S).</b>			


	W x D x H (in)	W x D x H (mm)	Code	Price (\$)
<b>Flip extension surface</b>	<i>For mobile storage units.</i>			
	12 x 20 x 1	300 x 509 x 25	P1NN-WS12	286













	W x D x H (in)	W x D x H (mm)	Code	Price (\$)
<b>Handle</b>	<i>For mobile storage units.</i>			
	21 x 6 1/2 x 1 1/2	499 x 161 x 38	PN__-HD21	100
	<b>Specify the handle code (Q, V). Specify the accent color (A, S).</b>			

	W x D x H (in)	W x D x H (mm)	Code	Price (\$)
<b>Storage or wardrobe unit</b>	<i>Reversible door. 3 adjustable shelves, 1 full-width fixed shelf. 1 clothes hanger bar. Lock. 1 tone only.</i>			
	24 x 24 x 65	600 x 600 x 1635	PN__-242465B	1,353
	<b>Specify the handle code (Q, V). Specify the accent color (A, S).</b>			

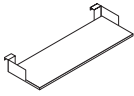

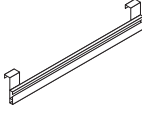
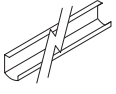

	W x D x H (in)	W x D x H (mm)	Code	Price (\$)
<b>Storage with lateral file</b>	<i>Reversible door. 2 adjustable shelves. 2 file drawers with suspension bars. Lock on box drawers. 1 tone only.</i>			
	24 x 24 x 65	600 x 600 x 1635	PN__-242465FB	1,773
	<b>Specify the handle code (Q, V). Specify the accent color (A, S).</b>			


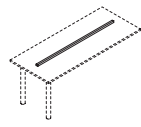



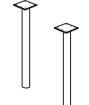
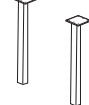


	W x D x H (in)	W x D x H (mm)	Code	Price (\$)
<b>Open bookcases</b>	<i>4 adjustable shelves. 1 tone only.</i>			
	36 x 14 x 65	900 x 350 x 1635	PNNN-B366514 	930
	<i>3 adjustable shelves. 1 tone only.</i>			
	36 x 14 x 57	900 x 350 x 1445	PNNN-B365714	852

	W x D x H (in)	W x D x H (mm)	Code	Price (\$)
<b>Supports / storage</b>	<i>2 box drawers, 1 file drawer with suspension bar. Pencil tray. Lock. 1 tone only.</i>			
	18 x 24 x 28	450 x 600 x 710	PN__-P1824UFL	998
	<b>Specify the handle code (Q, V). Specify the accent color (A, S).</b>			

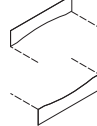






	W x D x H (in)	W x D x H (mm)	Code	Price (\$)
<b>Supports / storage</b>	<i>1 box drawer, 1 file drawer with suspension bar. Pencil tray. Lock. 1 tone only.</i>			
	18 x 24 x 28	450 x 600 x 710	PN__-P1824FL 	890
	<b>Specify the handle code (Q, V). Specify the accent color (A, S).</b>			
<b>Mobile pedestal</b>	<i>2 box drawers, 1 file drawer with suspension bar. Pencil tray. Brakes on front casters. Lock. Goes under a work surface. 1 tone only.</i>			
	15 x 18 x 27	390 x 450 x 689	PN__-MP1518UF 	964
	<b>Specify the handle code (Q, V). Specify the accent color (A, S).</b>			
<b>Mobile pedestal</b>	<i>1 box drawer and 1 file drawer with suspension bar. Pencil tray. Brakes on front casters. Lock. Goes under a work surface. 1 tone only.</i>			
	15 x 18 x 20¾	390 x 450 x 527	PN__-MP1518F 	897
	<b>Specify the handle code (Q, V). Specify the accent color (A, S).</b>			
<b>Mobiles pedestal</b>	<i>1 box drawer, 1 file drawer with suspension bar. Pencil tray. Brakes on front casters. Lock. Goes under a work surface. 1 tone only.</i>			
	15 x 23 x 20¾	390 x 575 x 527	PN__-MP1523F 	930
	<b>Specify the handle code (Q, V). Specify the accent color (A, S).</b>			
<b>Mobile table</b>	<i>Height adjustable, black base on casters.</i>			
	30 x 30 x 22-33	750 x 750 x 550-850	P1NN-MT30 	998
<b>Pigeonholes</b>	<i>4 shelves.</i>			
	18 x 10 x 11	450 x 265 x 274	PNNN-DV1811 	393


**ACCESSORIES FOR PANGRAM PANELS**

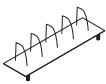
<b>Shelves</b>	<i>Supports included.</i>			
	21 x 7½ x 2¾	496 x 190 x 70	PNN_-SH721	227
	33 x 7½ x 2¾	796 x 190 x 70	PNN_-SH733	234
	<b>Specify the accent color (A, S).</b>			
<b>Pencil tray</b>	12 x 3½ x 2	300 x 90 x 50	PNN_-PH12	91
	<b>Specify the accent color (A, S).</b>			
<b>Metal accessory rails</b>	<i>For rail accessories, refer to page 147.</i>			
	21 x 1½ x 4	496 x 38 x 100	PNN_-RA21	172
	33 x 1½ x 4	796 x 38 x 100	PNN_-RA33	188
	<b>Specify the accent color (A, S).</b>			
<b>Adhesive wire channel</b>	<i>Self-adhesive. Can hold most power bars.</i>			
	68 x 2¼ x 3¼	1700 x 60 x 80	LGC-HWMC72_	132
	44 x 2¼ x 3¼	1100 x 60 x 80	LGC-HWMC48_	108
	20 x 2¼ x 3¼	500 x 60 x 80	LGC-HWMC24_	91
	<b>Specify the accent color (A, S).</b>			
<b>Additional legs</b>	<i>For workstation reconfiguration. For corner modules only.</i>			
	30 x 1 x 27½	750 x 25 x 698	PNNN-L30	179
Full width leg	24 x 1 x 27½	600 x 25 x 698	PNNN-L24	167
	20 x 1 x 27½	500 x 25 x 698	PNNN-L20	153


	W x D x H (in)	W x D x H (mm)	Code	Price (\$)
<b>Additional legs</b>	<i>Recessed leg. For corner modules only.</i>			
	13 x 1 x 27½	330 x 25 x 698	PNNN-L12	139
<b>Work surface reinforcement bar</b>	<i>Black metal.</i>			
	54 x 2 x 1	1372 x 51 x 25	LGC-BAR 	91
<b>42" top</b>	<i>Use with 4 legs.</i>			
	42 x 42 x 1	1050 x 1050 x 25	P1NN-SQ42 	433
<b>Metal fixed legs</b>	<i>Round leg.</i>			
	2 x 2 x 28	51 x 51 x 713	TNN_-VTL	139
	<b>Specify the accent color (A, S).</b>			
	<i>Square leg.</i>			
	2 x 2 x 28	51 x 51 x 713	TNN_-QTL	139
	<b>Specify the accent color (A, S).</b>			
	<i>2 round legs.</i>			
	2 x 2 x 28	51 x 51 x 713	TNN_-VTL2	273
	<b>Specify the accent color (A, S).</b>			
	<i>2 square legs.</i>			
	2 x 2 x 28	51 x 51 x 713	TNN_-QTL2	273
	<b>Specify the accent color (A, S).</b>			

**ACCESSORIES**

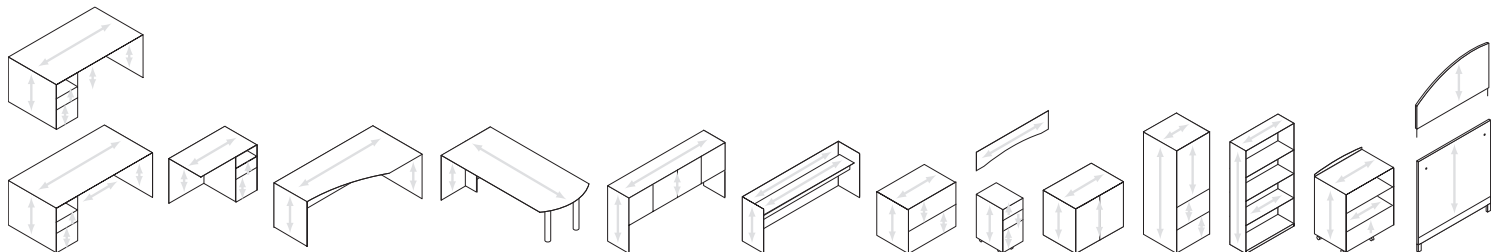
<b>Privacy screens / modesty panels</b>	<i>May be used as a privacy screen or modesty panel. Can accommodate a 8" H tackboard. Perforations to accommodate a shelf with wire dividers. Compatible with surfaces with grommet and mobile storage units when specified only.</i>			
	72 x ¾ x 12	1800 x 16 x 300	PNNN-SC72 	273
	66 x ¾ x 12	1650 x 16 x 300	PNNN-SC66	266
	60 x ¾ x 12	1500 x 16 x 300	PNNN-SC60	259
	54 x ¾ x 12	1350 x 16 x 300	PNNN-SC54 	252
	48 x ¾ x 12	1200 x 16 x 300	PNNN-SC48 	246
	42 x ¾ x 12	1050 x 16 x 300	PNNN-SC42	239
	36 x ¾ x 12	900 x 16 x 300	PNNN-SC36 	234
	30 x ¾ x 12	750 x 16 x 300	PNNN-SC30	227
	24 x ¾ x 12	600 x 16 x 300	PNNN-SC24 	219
<b>Tackboard for panels</b>	<i>To be fixed on laminate panels. These prices are applicable for United Chair® Grade 1 and 2 fabrics. For other United Chair® grades add: Grade 3: 15%, Grade 4: 20%, Grade 5: 25%, Grade 6: 30%, Grade 7: 35%.</i>			
	18 x ½ x 15	437 x 13 x 378	PNNN-TK1815P	273
	22 x ½ x 15	537 x 13 x 378	PNNN-TK2215P	286
	28 x ½ x 15	687 x 13 x 378	PNNN-TK2815P	299
	34 x ½ x 15	837 x 13 x 378	PNNN-TK3415P	312
	40 x ½ x 15	987 x 13 x 378	PNNN-TK4015P	326
	46 x ½ x 15	1137 x 13 x 378	PNNN-TK4615P	344
	<b>Specify the fabric code after the product code.</b>			


	W x D x H (in)	W x D x H (mm)	Code	Price (\$)
<b>Tackboard for panels</b>	<i>To be fixed on laminate panels. These prices are applicable for United Chair® Grade 1 and 2 fabrics. For other United Chair® grades add: Grade 3: 15%, Grade 4: 20%, Grade 5: 25%, Grade 6: 30%, Grade 7: 35%.</i>			
	18 x ½ x 11	437 x 13 x 276	PNNN-TK1811P	259
	22 x ½ x 11	537 x 13 x 276	PNNN-TK2211P	273
	28 x ½ x 11	687 x 13 x 276	PNNN-TK2811P	286
	34 x ½ x 11	837 x 13 x 276	PNNN-TK3411P	299
	40 x ½ x 11	987 x 13 x 276	PNNN-TK4011P	312
	46 x ½ x 11	1137 x 13 x 276	PNNN-TK4611P	326
<b>Specify the fabric code after the product code.</b>				

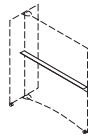
	W x D x H (in)	W x D x H (mm)	Code	Price (\$)
<b>Shelves with wire dividers</b>	<i>Mount on SC screen.</i>			
	42 x 10 x 3¾	1050 x 265 x 91	PN_-SH42	286
	36 x 10 x 3¾	900 x 265 x 91	PN_-SH36	273
	30 x 10 x 3¾	750 x 265 x 91	PN_-SH30	259
	24 x 10 x 3¾	600 x 265 x 91	PN_-SH24	246
	18 x 10 x 3¾	450 x 265 x 91	PN_-SH18	234
<b>Specify the leg code (Q, V). Specify the accent color (A, S).</b>				


	W x D x H (in)	W x D x H (mm)	Code	Price (\$)
<b>Rectangular transaction shelves</b>	<i>Supports included for installation under the shelf. Compatible with 41" H (1040 mm) PanGram laminate panels.</i>			
	54 x 12 x 14½	1350 x 300 x 353	P1NN-TS1254	108
	48 x 12 x 14½	1200 x 300 x 353	P1NN-TS1248	100
	42 x 12 x 14½	1050 x 300 x 353	P1NN-TS1242	91
	36 x 12 x 14½	900 x 300 x 353	P1NN-TS1236	86
	30 x 12 x 14½	750 x 300 x 353	P1NN-TS1230	80


TYPICAL WOOD GRAIN DIRECTION FOR PANGRAM:



	W x D x H (in)	W x D x H (mm)	Code	Price (\$)
<b>Mobile board</b>	<i>Non-magnetic surface for use with dry-erase markers on both sides. Accepts accessory tray.</i>			
	55 x 25 x 65	1375 x 605 x 1600	PNN_-MWB542465	1,353
<b>Specify the accent color (A, S).</b>				

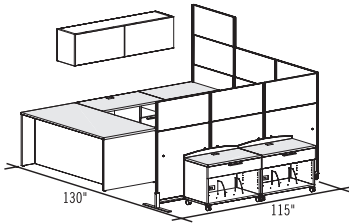
	W x D x H (in)	W x D x H (mm)	Code	Price (\$)
<b>Accessory tray</b>	<i>For mobile board. One tray per mobile board.</i>			
	54 x 2¼ x 2¾	1343 x 68 x 72	PNN_-PH54	161
<b>Specify the accent color (A, S).</b>				

	W x D x H (in)	W x D x H (mm)	Code	Price (\$)
<b>Computer stand</b>	<i>Height adjustable. Integrated CPU stand. Casters. 1 grommet.</i>			
	24 x 25 x 41	600 x 614 x 899	PNN_-MDT252441	1,096
<b>Specify the accent color (A, S).</b>				

	W x D x H (in)	W x D x H (mm)	Code	Price (\$)
<b>CPU stand</b>	<i>Thermofused laminate. Casters. 1 tone only.</i>			
	12 x 21 x 19	300 x 525 x 590	PNNN-MPU211219	511

# SUGGESTIONS

## P \_\_\_-PLAN01



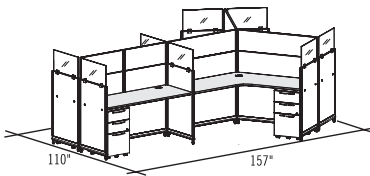
Plan shown in PanGram Flyer:

**PNQS-PLAN01** **\$11,974**

- 1 PIQS-S3672F
- 1 PIQS-R2442F
- 1 PIQS-2436W
- 1 ONNN-EM661716D
- 2 PIQS-ME213625U
- 1 PNNS-WF65
- 5 PNNS-SFLX4136
- 5 PNNS-SOFX1636
- 1 PNNS-SOLX1636
- 1 PNNS-PS22

**Straight pull (Q), Silver accent (S).**

## P \_\_\_-PLAN02



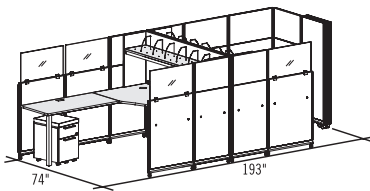
Plan shown in PanGram Flyer:

**P1VA-PLAN02** **\$19,019**

- 5 PNVA-MP1518UF
- 2 P1NA-TR2460GR
- 3 P1NA-TC2448GR
- 8 PNNA-SFLX4124
- 3 PNNA-SFLX4148
- 2 PNNA-SFLX4130
- 8 PNNA-SAGX1224
- 2 PNNA-SOFX1230
- 3 PNNA-SOFX1248
- 4 PNNN-SB

**Round pull (V), Anthracite Grey accent (A).**

## P \_\_\_-PLAN03



Plan shown in PanGram Flyer:

**P1VS-PLAN03** **\$16,442**

- 2 P1NS-TR2448GR
- 1 P1NS-TC367224GR
- 1 P1NS-TC723624GR
- 2 PNNS-E722816
- 2 PNVS-MP1518F
- 2 LGC-CU1518
- 9 PNNS-SFLX4124
- 2 PNNS-SFLX4130
- 2 PNNS-SFLX5736
- 1 PNNS-MSFL45720
- 7 PNNS-SOLX1624
- 2 PNNS-SAGX1624
- 2 PNNS-SAGX1630
- 2 PNNN-SB

**Round pull (V), Silver accent (S).**

## P \_\_\_-PLAN04

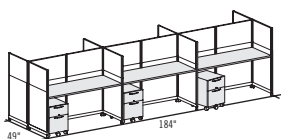


Not shown in PanGram Flyer:

**P \_\_\_-PLAN04** **\$8,373**

- 2 P1N\_-TC367224GR
- 2 P1N\_-TC723624GR
- 4 P1N\_-TR2436GR
- 4 TNN\_-VTL2
- 8 PNN\_-SFLX4136

## P \_\_\_-PLAN05

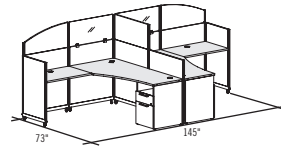


Not shown in PanGram Flyer:

**P \_\_\_-PLAN05** **\$18,009**

- 6 P1N\_-TR2460GR
- 6 PN\_-MP1518F
- 8 PNN\_-SFLX3324
- 6 PNN\_-SFLX3330
- 8 PNN\_-SOLX1624
- 6 PNN\_-SOLX1630

## P \_\_\_-PLAN06



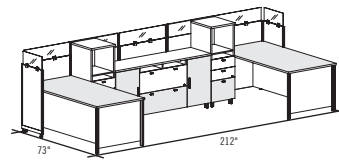
Not shown in PanGram Flyer:

**P \_\_\_-PLAN06** **\$9,211**

- 1 P1N\_-TC367224GR
- 1 P1N\_-TC723624GR
- 2 P1N\_-TR2436GR
- 2 PN\_-P1824FL
- 6 PNN\_-SFLX4136
- 2 PNN\_-SFLX4124
- 2 PNN\_-SAGX1636
- 1 PNN\_-SOFX1636
- 2 PNN\_-SOLX1636C
- 2 PNNN-SB

**Straight pull (Q), Silver accent (S).**

## P \_\_\_-PLAN07

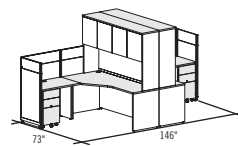


Not shown in PanGram Flyer:

**P \_\_\_-PLAN07** **\$12,361**

- 2 C3-TD3672
- 2 C3-201849UF
- 1 C3-207233LFB
- 5 PNN\_-SFLX4136
- 2 PNN\_-SFLX4124
- 5 PNN\_-SAGX0836

## P \_\_\_-PLAN08

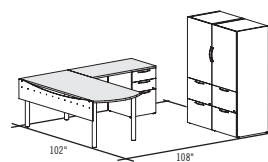


Not shown in PanGram Flyer:

**P \_\_\_-PLAN08** **\$13,596**

- 1 41NN-CM367224B
- 1 41NN-CM723624B
- 2 41NN-DT2436B
- 2 41NN-E724416P
- 2 4N\_N-MP1518UF
- 2 PNN\_-SFLX4124
- 4 PNN\_-SFLX4136
- 2 PNN\_-SOFX0824
- 4 PNN\_-SOFX0836
- 2 PNNN-SB

## P \_\_\_-PLAN09

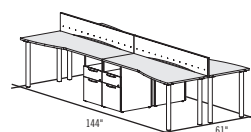


Not shown in PanGram Flyer:

**P \_\_\_-PLAN09** **\$4,478**

- 1 P1N\_-TD3678GR
- 1 P1NN-TR2448
- 2 TNN\_-VTL2
- 1 PNNN-SC72
- 1 PN\_-P1824UFL
- 1 PN\_-242465FB

## P \_\_\_-PLAN10



Not shown in PanGram Flyer:

**P \_\_\_-PLAN10** **\$7,788**

- 2 P1N\_-TA247230GR
- 2 P1N\_-TA307224GR
- 4 TNN\_-VTL2
- 4 PNNN-SC72
- 4 PN\_-P1824FL

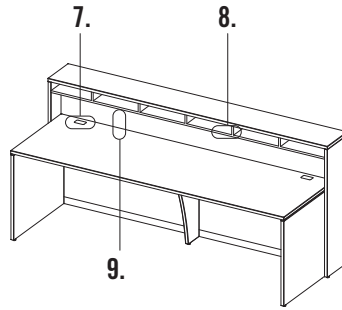
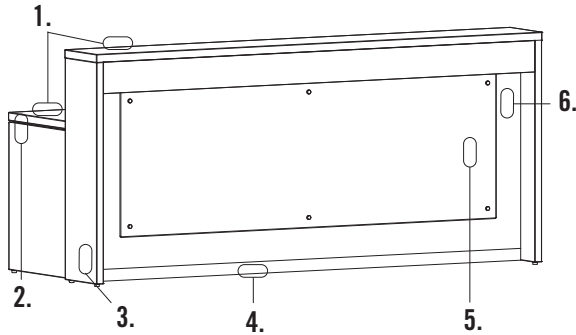


# RECEPTION Furniture



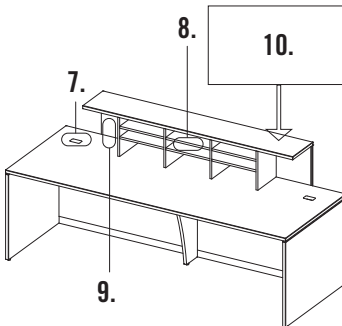
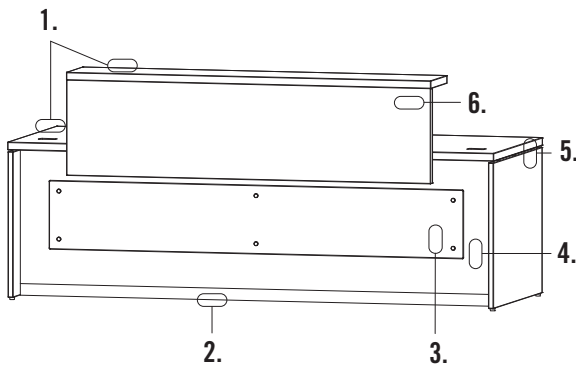
## GENERAL CHARACTERISTICS

STYLE MORPHEO, 43" H



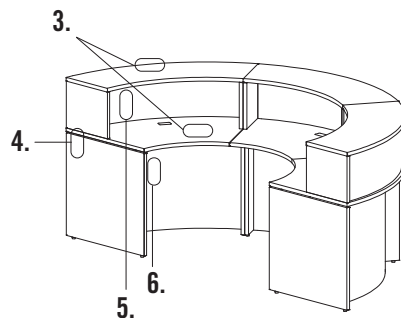
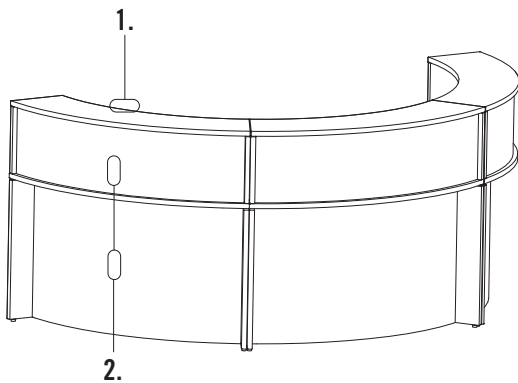
1. Thermofused or high-pressure laminate surfaces, 1" (25 mm) or 1½" (38 mm) thick.
2. Aluminum spacers.
3. Panel, 1" (25 mm) or 1½" (38 mm) thick.
4. Anodized aluminum kickplate (optional).
5. Front acrylic panel option: T Translucent or X Matrix (optional).
6. Recessed modesty panel. Available space to accommodate a lighting unit: 4½" (115 mm) deep, 2½" (64 mm) high. Lighting unit sold separately (LGC-LED\_ \_).
7. 2 grommets at both ends.
8. Pigeonholes accommodate legal size documents.
9. Clearance under shelf: 9½" (233 mm) under a 1" (25 mm) shelf, 8⅞" (220 mm) under a 1½" (38 mm) shelf. Space can accommodate a LGC-TK4809H tackboard.

STYLE MORPHEO, 29" H

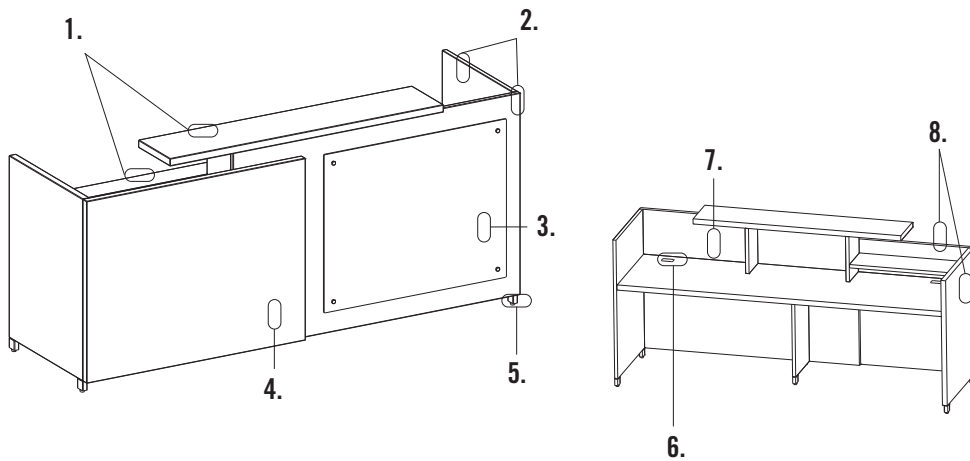


1. Thermofused or high-pressure laminate surfaces, 1" (25 mm) or 1½" (38 mm) thick.
2. Anodized aluminum kickplate (optional).
3. Front acrylic panel option: T Translucent or X Matrix (optional).
4. Recessed modesty panel. Available space to accommodate a lighting unit: 5¼" (134 mm) deep. Lighting unit sold separately (LGC-LED\_ \_).
5. Aluminum spacers.
6. Panel, 1" (25 mm) or 1½" (38 mm) thick.
7. 2 grommets at both ends.
8. Modular countertop has pigeonholes to accommodate legal size documents.
9. Clearance under shelf: 12½" (318 mm) under a 1" (25 mm) shelf, 12" (306 mm) under a 1½" (38 mm) shelf.
10. Ability to convert a standard rectangular desk into a reception station by adding a modular countertop.

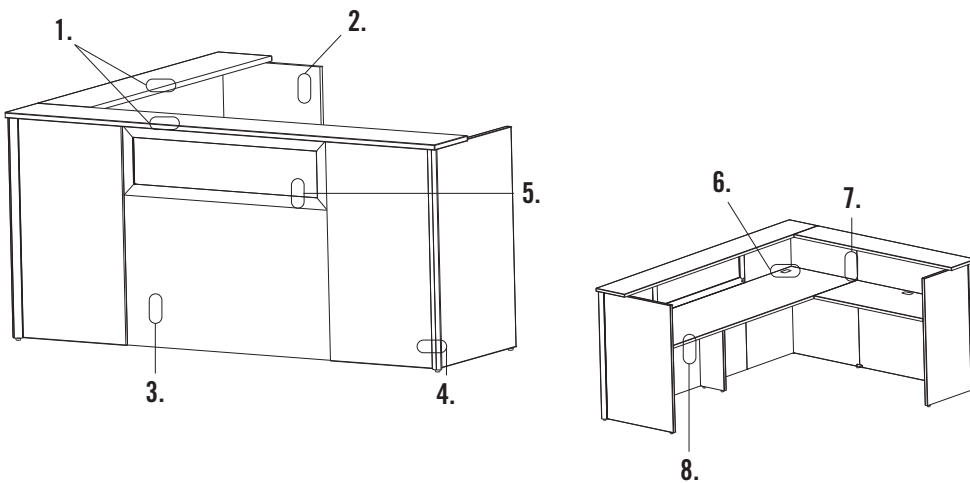
STYLE MORPHEO, 60° ET 90°



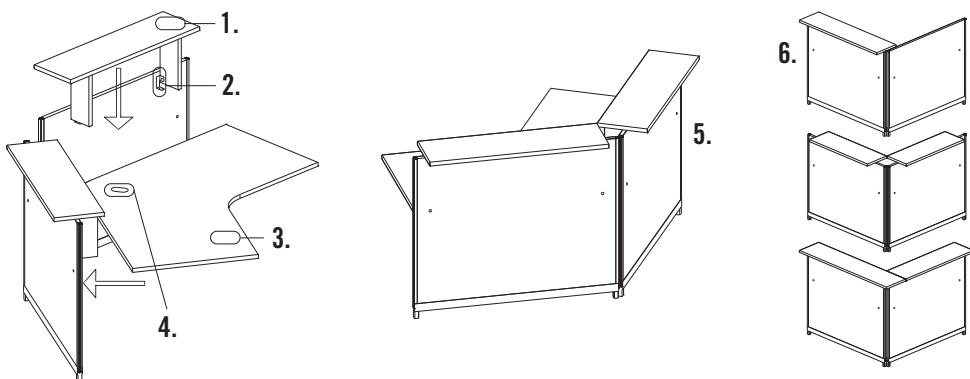
1. Modular countertops.
2. High-pressure laminate recessed front and modesty panel.
3. Thermofused or high-pressure laminate surfaces, 1" (25 mm) or 1½" (38 mm) thick.
4. Aluminum spacers.
5. Clearance under shelf: 12½" (318 mm).
6. Can accommodate a suspended pedestal MNN\_-F or 18" (448 mm) deep modular pedestals (sold separately).

**STYLE QUAD**


1. Thermofused or high-pressure laminate surfaces, 1½" (38 mm) thick.
2. Panels, 1" (25 mm) thick.
3. Front acrylic panel (optional).
4. 1½" (38 mm) thick panel juxtaposed on a 1" (25 mm) thick panel.
5. Metal legs in accent color Silver (S) or Anthracite Grey (A).
6. 2 grommets at both ends.
7. Clearance under shelf: 12¼" (311 mm).
8. Panels, 1½" (38 mm) thick.
9. Reception returns available to match with desks.

**STYLE CONCEPT 3**


1. Thermofused laminate surfaces, 1" (25 mm).
2. Reversible return shell (sold separately) accommodates a C3-UF18 modular pedestal (sold separately).
3. ⅝" (16 mm) panel between two 1" (25 mm) panels.
4. Anodized aluminum legs.
5. Anodized aluminum frame with translucent acrylic insert.
6. 2 grommets at both ends.
7. Clearance under shelf: 12½" (318 mm).
8. Desk accommodates C3-FF24 or C3-UF24 modular pedestals (sold separately).

**STYLE PANGRAM - COMPTOIR TRANSACTION ET SURFACE 120° POUR PANNEAUX PANGRAM 41" H**


1. 1" (25 mm) thermofused laminate shelves installed on 41" H (1040 mm) PanGram panels.
  2. Shelf assembly hardware installs under the work surface. Clearance under shelf: 12⅞" (327 mm).
  3. 1" (25 mm) 120° thermofused laminate surface.
  4. 1 grommet in the center.
  5. The transaction shelf can only be installed under the work surface which is attached to a 41" H (1040 mm) panel.
  6. The length of the transaction shelf can be the same or different than the length of PanGram panel.
- Refer to the PanGram section, page 95, for selection of required elements.



**EDGEBANDING**

Furniture with 1" and 1½" (25 and 38 mm) thick tops.

**N Edge**



Smooth, 1/8" (3 mm) thick edge.

The N edge is matched with the finish specified for the surface.

Furniture with 1½" (38 mm) thick tops.


**Textured 1 Edge**



Textured, 5/32" (4mm) thick edge.

The textured 1 and 2 edges are available (and in matching color) ONLY when a BUC, CCL, CER, DCH, ERH, HZN, RAS, SAH or TOM wood grain finish for the surface.

**Textured 2 Edge**



**HANDLES**



**A – Arcade**



**C – Cubic**



**K – Classic**



**W – Waterfall**



**Z – Straight**

**LEGS**



**Q – Square**



**V – Round**

**ALUMINUM KICKPLATE**



**M – Anodized Aluminum**

**MODESTY PANELS / DOOR INSERTS**



**T – Translucent**



**X – Matrix**

**ACCENT COLORS**



**S – Silver**



**A – Anthracite Grey**

Exception: Furniture with aluminum doors or kickplate are available in Silver anodized aluminum only.

**CODIFICATION**

Series	Options			
	Thickness	Edgebanding	Handles / Legs	Accent color
<b>M</b>	1 Thermofused laminate 1"	<b>N</b> Smooth edge	<b>A</b> Arcade <b>C</b> Cubic <b>K</b> Classic <b>W</b> Waterfall <b>Z</b> Straight	<b>A</b> Anthracite Grey <b>S</b> Silver
	2 High-pressure laminate 1"			
	5 Thermofused laminate 1½"	<b>2</b> Textured edge		
	6 High-pressure laminate 1½"			
		<b>Q</b> Square leg <b>V</b> Round leg		

W x D x H (in)	W x D x H (mm)	Code	All Laminate (\$)	HPL Surfaces (\$)
<b>Reception desks with transaction countertop, 43" H</b>				
<i>Transaction countertop with pigeonholes. Full-height modesty panel. Can accommodate 1 or 2 pedestals. 2 grommets on the work surface and 2 wiring accesses allowing the passage of electrical cables for a lighting unit on the front of the modesty panel. Lighting sold separately (LGC-LED_ _).</i>				
96 x 36 x 42¾	2400 x 900 x 1087	<b>M_NN_-GS369643S</b>	<b>2,690</b>	<b>3,236</b>
84 x 36 x 42¾	2100 x 900 x 1087	<b>M_NN_-GS368443S</b>	<b>2,563</b>	<b>3,070</b>
72 x 36 x 42¾	1800 x 900 x 1087	<b>M_NN_-GS367243S</b>	<b>2,438</b>	<b>2,930</b>
1" (25 mm) surfaces: Clearance of 9 1/8" (233 mm) under the countertop. Specify the surface type (1, 2). Edge N. Specify the accent color (A, S).				
97 x 36 x 43 9/16	2425 x 900 x 1100	<b>M_NN_-GS369743S</b>	<b>2,957</b>	<b>3,555</b>
85 x 36 x 43 9/16	2125 x 900 x 1100	<b>M_NN_-GS368543S</b>	<b>2,810</b>	<b>3,382</b>
73 x 36 x 43 9/16	1825 x 900 x 1100	<b>M_NN_-GS367343S</b>	<b>2,678</b>	<b>3,211</b>
1½" (38 mm) surfaces: Clearance of 8 5/8" (220 mm) under the countertop. Specify the surface type (5, 6). Specify the edge (N, 1, 2). Specify the accent color (A, S).				

96": 6 pigeonholes.  
84": 5 pigeonholes.  
72": 4 pigeonholes.

Aluminum kickplate option: specify S at the accent option, M at the end of the code and add \$200. Ex.: M\_\_NS-GC489743M.

Packaged in 2 boxes.

W x D x H (in)	W x D x H (mm)	Code	All Laminate (\$)	HPL Surfaces (\$)
<b>Right extended corner reception desks, 43" H</b>				
<i>Transaction countertop with pigeonholes. Full-height modesty panel. Can accommodate 1 or 2 pedestals. 2 grommets on the work surface and 2 wiring accesses allowing the passage of electrical cables for a lighting unit on the front of the modesty panel. Lighting sold separately (LGC-LED_ _).</i>				
96 x 48 x 42¾	2400 x 1200 x 1087	<b>M_NN_-GC489643</b>	<b>3,117</b>	<b>3,733</b>
84 x 48 x 42¾	2100 x 1200 x 1087	<b>M_NN_-GC488443</b>	<b>2,957</b>	<b>3,555</b>
72 x 48 x 42¾	1800 x 1200 x 1087	<b>M_NN_-GC487243</b>	<b>2,810</b>	<b>3,382</b>
1" (25 mm) surfaces: Clearance of 9 1/8" (233 mm) under the countertop. Specify the surface type (1, 2). Edge N. Specify the accent color (A, S).				
97 x 48 x 43 9/16	2425 x 1200 x 1100	<b>M_NN_-GC489743</b>	<b>3,422</b>	<b>4,106</b>
85 x 48 x 43 9/16	2125 x 1200 x 1100	<b>M_NN_-GC488543</b>	<b>3,257</b>	<b>3,915</b>
73 x 48 x 43 9/16	1825 x 1200 x 1100	<b>M_NN_-GC487343</b>	<b>3,089</b>	<b>3,708</b>
1½" (38 mm) surfaces: Clearance of 8 5/8" (220 mm) under the countertop. Specify the surface type (5, 6). Specify the edge (N, 1, 2). Specify the accent color (A, S).				

96": 6 pigeonholes.  
84": 5 pigeonholes.  
72": 4 pigeonholes.

Aluminum kickplate option: specify S at the accent option, M at the end of the code and add \$200. Ex.: M\_\_NS-GC489743M.

Packaged in 3 boxes.



W x D x H (in)	W x D x H (mm)	Code	All Laminate (\$)	HPL Surfaces (\$)
<b>Left extended corner reception desks, 43" H</b>				
<i>Transaction countertop with pigeonholes. Full-height modesty panel. Can accommodate 1 or 2 pedestals. 2 grommets on the work surface and 2 wiring accesses allowing the passage of electrical cables for a lighting unit on the front of the modesty panel. Lighting sold separately (LGC-LED_).</i>				
96 x 48 x 42 <sup>3</sup> / <sub>4</sub>	2400 x 1200 x 1087	M_NN_-GC964843	3,117	3,733
84 x 48 x 42 <sup>3</sup> / <sub>4</sub>	2100 x 1200 x 1087	M_NN_-GC844843	2,957	3,555
72 x 48 x 42 <sup>3</sup> / <sub>4</sub>	1800 x 1200 x 1087	M_NN_-GC724843	2,810	3,382
1" (25 mm) surfaces: Clearance of 9 <sup>1</sup> / <sub>8</sub> " (233 mm) under the countertop.				
Specify the surface type (1, 2). Edge N. Specify the accent color (A, S).				
97 x 48 x 43 <sup>5</sup> / <sub>16</sub>	2425 x 1200 x 1100	M_N_-GC974843	3,422	4,106
85 x 48 x 43 <sup>5</sup> / <sub>16</sub>	2125 x 1200 x 1100	M_N_-GC854843	3,257	3,915
73 x 48 x 43 <sup>5</sup> / <sub>16</sub>	1825 x 1200 x 1100	M_N_-GC734843	3,089	3,708

96": 6 pigeonholes.  
84": 5 pigeonholes.  
72": 4 pigeonholes.

Aluminum kickplate option: specify S at the accent option, M at the end of the code and add \$200. Ex.: M\_\_NS-GC489743M.

Packaged in 3 boxes.

W x D x H (in)	W x D x H (mm)	Code	All Laminate (\$)	HPL Surfaces (\$)
<b>Rectangular desks, 36" D</b>				
<i>Recessed, full-height modesty panel. Can accommodate 1 or 2 pedestals. 2 grommets.</i>				
96 x 36 x 29 <sup>3</sup> / <sub>8</sub>	2400 x 900 x 744	M_NN_-GS3696S	1,229	1,468
84 x 36 x 29 <sup>3</sup> / <sub>8</sub>	2100 x 900 x 744	M_NN_-GS3684S	1,164	1,404
72 x 36 x 29 <sup>3</sup> / <sub>8</sub>	1800 x 900 x 744	M_NN_-GS3672S	1,109	1,337
Specify the surface type (1, 2). Edge N. Specify the accent color (A, S).				
96 x 36 x 29 <sup>3</sup> / <sub>8</sub>	2400 x 900 x 757	M_N_-GS3696S	1,348	1,615
84 x 36 x 29 <sup>3</sup> / <sub>8</sub>	2100 x 900 x 757	M_N_-GS3684S	1,284	1,541
72 x 36 x 29 <sup>3</sup> / <sub>8</sub>	1800 x 900 x 757	M_N_-GS3672S	1,229	1,468
Specify the surface type (5, 6). Specify the edge (N, 1, 2). Specify the accent color (A, S).				

W x D x H (in)	W x D x H (mm)	Code	All Laminate (\$)	HPL Surfaces (\$)
<b>Rectangular desks, 30" D</b>				
<i>Recessed, full-height modesty panel. Can accommodate 1 or 2 pedestals. 2 grommets.</i>				
72 x 30 x 29 <sup>3</sup> / <sub>8</sub>	1800 x 750 x 744	M_NN_-GS3072S	1,042	1,252
60 x 30 x 29 <sup>3</sup> / <sub>8</sub>	1500 x 750 x 744	M_NN_-GS3060S	991	1,183
48 x 30 x 29 <sup>3</sup> / <sub>8</sub>	1200 x 750 x 744	M_NN_-GS3048S	938	1,137
36 x 30 x 29 <sup>3</sup> / <sub>8</sub>	900 x 750 x 744	M_NN_-GS3036S	897	1,085
Specify the surface type (1, 2). Edge N. Specify the accent color (A, S). Specify leg panel choice at the end of the code (A, B, C).				
72 x 30 x 29 <sup>3</sup> / <sub>8</sub>	1800 x 750 x 757	M_N_-GS3072S	1,142	1,369
60 x 30 x 29 <sup>3</sup> / <sub>8</sub>	1500 x 750 x 757	M_N_-GS3060S	1,090	1,307
48 x 30 x 29 <sup>3</sup> / <sub>8</sub>	1200 x 750 x 757	M_N_-GS3048S	1,036	1,242
36 x 30 x 29 <sup>3</sup> / <sub>8</sub>	900 x 750 x 757	M_N_-GS3036S	991	1,183
Specify the surface type (5, 6). Specify the edge (N, 1, 2). Specify the accent color (A, S). Specify leg panel choice at the end of the code (A, B, C).				

#### AVAILABLE LEG OPTIONS



(A) 2 full-width legs



(B) 1 full, 1 recessed



(B) 1 recessed, 1 full



(C) 2 recessed legs

W x D x H (in)	W x D x H (mm)	Code	All Laminate (\$)	HPL Surfaces (\$)
<b>Right extended corner desks</b>				
<i>Recessed, full-height modesty panel. Can accommodate 1 pedestal. 2 grommets.</i>				
96 x 48 x 29 <sup>3</sup> / <sub>8</sub>	2400 x 1200 x 744	M_NN_-GC4896	1,755	2,099
84 x 48 x 29 <sup>3</sup> / <sub>8</sub>	2100 x 1200 x 744	M_NN_-GC4884	1,674	2,006
72 x 48 x 29 <sup>3</sup> / <sub>8</sub>	1800 x 1200 x 744	M_NN_-GC4872	1,601	1,915
Specify the surface type (1, 2). Edge N. Specify the accent color (A, S). Specify leg panel choice at the end of the code (A, B).				
96 x 48 x 29 <sup>7</sup> / <sub>8</sub>	2400 x 1200 x 757	M_N_-GC4896	1,920	2,313
84 x 48 x 29 <sup>7</sup> / <sub>8</sub>	2100 x 1200 x 757	M_N_-GC4884	1,848	2,206
72 x 48 x 29 <sup>7</sup> / <sub>8</sub>	1800 x 1200 x 757	M_N_-GC4872	1,761	2,115
Specify the surface type (5, 6). Specify the edge (N, 1, 2). Specify the accent color (A, S). Specify leg panel choice at the end of the code (A, B).				

96" to 84": Packaged in 2 boxes.

Aluminum kickplate option: specify S at the accent option, M before leg choice and add \$200. Ex.: M\_\_NS-GC9648MA.

W x D x H (in)	W x D x H (mm)	Code	All Laminate (\$)	HPL Surfaces (\$)
<b>Left extended corner desks</b>				
<i>Recessed, full-height modesty panel. Can accommodate 1 pedestal. Pedestal sold separately. 2 grommets.</i>				
96 x 48 x 29 <sup>3</sup> / <sub>8</sub>	2400 x 1200 x 744	M_NN_-GC9648	1,755	2,099
84 x 48 x 29 <sup>3</sup> / <sub>8</sub>	2100 x 1200 x 744	M_NN_-GC8448	1,674	2,006
72 x 48 x 29 <sup>3</sup> / <sub>8</sub>	1800 x 1200 x 744	M_NN_-GC7248	1,601	1,915
Specify the surface type (1, 2). Edge N. Specify the accent color (A, S). Specify leg panel choice at the end of the code (A, B).				
96 x 48 x 29 <sup>7</sup> / <sub>8</sub>	2400 x 1200 x 757	M_N_-GC9648	1,920	2,313
84 x 48 x 29 <sup>7</sup> / <sub>8</sub>	2100 x 1200 x 757	M_N_-GC8448	1,848	2,206
72 x 48 x 29 <sup>7</sup> / <sub>8</sub>	1800 x 1200 x 757	M_N_-GC7248	1,761	2,115
Specify the surface type (5, 6). Specify the edge (N, 1, 2). Specify the accent color (A, S). Specify leg panel choice at the end of the code (A, B).				
96" to 84": Packaged in 2 boxes.				
Aluminum kickplate option: specify S at the accent option, M before leg choice and add \$200. Ex.: M__NS-GC9648MA.				

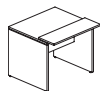
W x D x H (in)	W x D x H (mm)	Code	All Laminate (\$)	HPL Surfaces (\$)
<b>Curved desks, 90°</b>				
<i>Recessed, full-height curved modesty panel. 30" (750 mm) deep. Can accommodate 1 hanging pedestal MNN_-F or a modular 18" deep pedestal. 1 grommet.</i>				
54 x 54 x 29 <sup>3</sup> / <sub>8</sub>	1350 x 1350 x 744	M_NN_-GRD90	3,502	4,202
Specify the surface type (1, 2). Edge N. Specify the accent color (A, S). Specify leg panel choice at the end of the code (A, B, C).				
54 x 54 x 29 <sup>7</sup> / <sub>8</sub>	1350 x 1350 x 757	M_N_-GRD90	3,848	4,612
Specify the surface type (5, 6). Specify the edge (N, 1, 2). Specify the accent color (A, S). Specify leg panel choice at the end of the code (A, B, C).				

W x D x H (in)	W x D x H (mm)	Code	All Laminate (\$)	HPL Surfaces (\$)
<b>Curved desks, 60°</b>				
<i>Recessed, full-height curved modesty panel. 30" (750 mm) deep. Can accommodate 1 hanging pedestal MNN_-F or a modular 18" deep pedestal. Pedestal sold separately. 1 grommet.</i>				
42 x 47 x 29 <sup>3</sup> / <sub>8</sub>	1049 x 1168 x 744	M_NN_-GRD60	3,197	3,835
Specify the surface type (1, 2). Edge N. Specify the accent color (A, S). Specify leg panel choice at the end of the code (A, B, C).				
42 x 47 x 29 <sup>7</sup> / <sub>8</sub>	1049 x 1168 x 757	M_N_-GRD60	3,502	4,202
Specify the surface type (5, 6). Specify the edge (N, 1, 2). Specify the accent color (A, S). Specify leg panel choice at the end of the code (A, B, C).				

Packaged in 2 boxes.

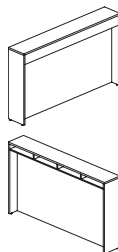


ADA counters



W x D x H (in)	W x D x H (mm)	Code	All Laminate (\$)	HPL Surfaces (\$)
<i>Clearance of 30" (764 mm) under the countertop. Kneespace of 18"/s" (480 mm). Half-height modesty panel.</i>				
36 x 35 x 31	900 x 883 x 777	M_NNN-G303632	792	957
36 x 29 x 31	900 x 733 x 777	M_NNN-G243632	752	904
<b>Specify the surface type (1, 2). Edge N.</b>				
36 x 35 x 32	900 x 883 x 802	M__NN-G303632	869	1,042
36 x 29 x 32	900 x 733 x 802	M__NN-G243632	831	998
<b>Specify the surface type (5, 6). Specify the edge (N, 1, 2).</b>				

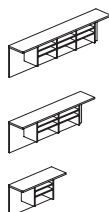
Modular countertops, 43" H



Aluminum kickplate option: change M\_\_N to: M\_\_M, add \$200.

W x D x H (in)	W x D x H (mm)	Code	All Laminate (\$)	HPL Surfaces (\$)
<i>Recessed, full-height modesty panel. 4 pigeonholes. 1 wiring access allowing the passage of electrical cables for a lighting unit on the front of the modesty panel. Lighting sold separately (LGC-LED__). Can be used on all standard 72" (1800 mm) Lacasse desk. Can not be used with a table with metal legs.</i>				
73 x 12 x 42 <sup>3</sup> / <sub>4</sub>	1857 x 300 x 1087	M_NNN-MC7343	1,451	1,741
<b>Specify the surface type (1, 2). Edge N.</b>				
74 x 12 x 43 <sup>5</sup> / <sub>16</sub>	1880 x 300 x 1100	M__NN-MC7443	1,601	1,915
<b>Specify the surface type (5, 6). Specify the edge (N, 1, 2).</b>				

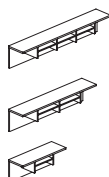
Modular countertops / shelves, 14" H



72": 6 pigeonholes.  
66" to 60": 4 pigeonholes.  
54" to 36": 2 pigeonholes.

W x D x H (in)	W x D x H (mm)	Code	All Laminate (\$)	HPL Surfaces (\$)
<i>Removable shelves. 1 tone only.</i>				
72 x 12 x 13 <sup>1</sup> / <sub>2</sub>	1800 x 300 x 344	M_NNN-MC7214DV	1,262	1,515
66 x 12 x 13 <sup>1</sup> / <sub>2</sub>	1650 x 300 x 344	M_NNN-MC6614DV	1,197	1,443
60 x 12 x 13 <sup>1</sup> / <sub>2</sub>	1500 x 300 x 344	M_NNN-MC6014DV	1,142	1,369
54 x 12 x 13 <sup>1</sup> / <sub>2</sub>	1350 x 300 x 344	M_NNN-MC5414DV	1,090	1,307
48 x 12 x 13 <sup>1</sup> / <sub>2</sub>	1200 x 300 x 344	M_NNN-MC4814DV	1,036	1,242
42 x 12 x 13 <sup>1</sup> / <sub>2</sub>	1050 x 300 x 344	M_NNN-MC4214DV	984	1,175
36 x 12 x 13 <sup>1</sup> / <sub>2</sub>	900 x 300 x 344	M_NNN-MC3614DV	930	1,130
<b>1" (25 mm) surfaces: Clearance of 12 1/2" (318 mm) under the countertop. Specify the surface type (1, 2). Edge N.</b>				
72 x 12 x 13 <sup>1</sup> / <sub>2</sub>	1800 x 300 x 344	M__NN-MC7214DV	1,383	1,656
66 x 12 x 13 <sup>1</sup> / <sub>2</sub>	1650 x 300 x 344	M__NN-MC6614DV	1,317	1,582
60 x 12 x 13 <sup>1</sup> / <sub>2</sub>	1500 x 300 x 344	M__NN-MC6014DV	1,252	1,502
54 x 12 x 13 <sup>1</sup> / <sub>2</sub>	1350 x 300 x 344	M__NN-MC5414DV	1,183	1,423
48 x 12 x 13 <sup>1</sup> / <sub>2</sub>	1200 x 300 x 344	M__NN-MC4814DV	1,130	1,353
42 x 12 x 13 <sup>1</sup> / <sub>2</sub>	1050 x 300 x 344	M__NN-MC4214DV	1,070	1,284
36 x 12 x 13 <sup>1</sup> / <sub>2</sub>	900 x 300 x 344	M__NN-MC3614DV	1,016	1,229
<b>1 1/2" (38 mm) surfaces: Clearance of 12" (306 mm) under the countertop. Specify the surface type (5, 6). Specify the edge (N, 1, 2).</b>				

Modular countertops / shelves, 8" H



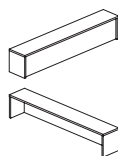
72": 3 pigeonholes.  
66" to 60": 2 pigeonholes.  
54" to 36": 1 pigeonhole.

W x D x H (in)	W x D x H (mm)	Code	All Laminate (\$)	HPL Surfaces (\$)
<i>Removable shelves. 1 tone only.</i>				
72 x 12 x 8 <sup>1</sup> / <sub>2</sub>	1800 x 300 x 214	M_NNN-MC7208DV	1,010	1,222
66 x 12 x 8 <sup>1</sup> / <sub>2</sub>	1650 x 300 x 214	M_NNN-MC6608DV	964	1,150
60 x 12 x 8 <sup>1</sup> / <sub>2</sub>	1500 x 300 x 214	M_NNN-MC6008DV	909	1,096
54 x 12 x 8 <sup>1</sup> / <sub>2</sub>	1350 x 300 x 214	M_NNN-MC5408DV	869	1,042
48 x 12 x 8 <sup>1</sup> / <sub>2</sub>	1200 x 300 x 214	M_NNN-MC4808DV	831	998
42 x 12 x 8 <sup>1</sup> / <sub>2</sub>	1050 x 300 x 214	M_NNN-MC4208DV	784	938
36 x 12 x 8 <sup>1</sup> / <sub>2</sub>	900 x 300 x 214	M_NNN-MC3608DV	744	897
<b>1" (25 mm) surfaces: Clearance of 7 3/8" (188 mm) under the countertop. Specify the surface type (1, 2). Edge N.</b>				

Modular countertops / shelves, 8" H (con't)

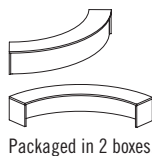
W x D x H (in)	W x D x H (mm)	Code	All Laminate (\$)	HPL Surfaces (\$)
72 x 12 x 8 <sup>1</sup> / <sub>2</sub>	1800 x 300 x 214	M__NN-MC7208DV	1,109	1,337
66 x 12 x 8 <sup>1</sup> / <sub>2</sub>	1650 x 300 x 214	M__NN-MC6608DV	1,057	1,268
60 x 12 x 8 <sup>1</sup> / <sub>2</sub>	1500 x 300 x 214	M__NN-MC6008DV	1,005	1,197
54 x 12 x 8 <sup>1</sup> / <sub>2</sub>	1350 x 300 x 214	M__NN-MC5408DV	957	1,142
48 x 12 x 8 <sup>1</sup> / <sub>2</sub>	1200 x 300 x 214	M__NN-MC4808DV	909	1,096
42 x 12 x 8 <sup>1</sup> / <sub>2</sub>	1050 x 300 x 214	M__NN-MC4208DV	864	1,036
36 x 12 x 8 <sup>1</sup> / <sub>2</sub>	900 x 300 x 214	M__NN-MC3608DV	819	991
<b>1 1/2" (38 mm) surfaces: Clearance of 6 7/8" (176 mm) under the countertop. Specify the surface type (5, 6). Specify the edge (N, 1, 2).</b>				

Modular countertops, 14" H



W x D x H (in)	W x D x H (mm)	Code	All Laminate (\$)	HPL Surfaces (\$)
<i>Countertops for rectangular desks. Can accommodate a tackboard, refer to page 147.</i>				
72 x 12 x 13 <sup>1</sup> / <sub>2</sub>	1800 x 300 x 344	M_NNN-MC7214	511	612
60 x 12 x 13 <sup>1</sup> / <sub>2</sub>	1500 x 300 x 344	M_NNN-MC6014	486	592
48 x 12 x 13 <sup>1</sup> / <sub>2</sub>	1200 x 300 x 344	M_NNN-MC4814	464	552
36 x 12 x 13 <sup>1</sup> / <sub>2</sub>	900 x 300 x 344	M_NNN-MC3614	439	532
<b>1" (25 mm) surfaces: Clearance of 12 1/2" (318 mm) under the countertop. Specify the surface type (1, 2). Edge N.</b>				
72 x 12 x 13 <sup>1</sup> / <sub>2</sub>	1800 x 300 x 344	M__NN-MC7214	558	678
60 x 12 x 13 <sup>1</sup> / <sub>2</sub>	1500 x 300 x 344	M__NN-MC6014	532	637
48 x 12 x 13 <sup>1</sup> / <sub>2</sub>	1200 x 300 x 344	M__NN-MC4814	511	612
36 x 12 x 13 <sup>1</sup> / <sub>2</sub>	900 x 300 x 344	M__NN-MC3614	486	592
<b>1 1/2" (38 mm) surfaces: Clearance of 12" (306 mm) under the countertop. Specify the surface type (5, 6). Specify the edge (N, 1, 2).</b>				

Curved modular countertops, 90°

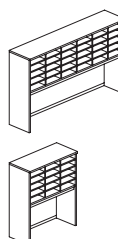


Curved modular countertops, 60°



W x D x H (in)	W x D x H (mm)	Code	All Laminate (\$)	HPL Surfaces (\$)
<i>For 90° curved desks.</i>				
54 x 54 x 13 <sup>1</sup> / <sub>2</sub>	1350 x 1350 x 344	M_NNN-MCRD90	2,486	2,969
<b>1" (25 mm) surfaces: Clearance of 12 1/2" (318 mm) under the countertop. Specify the surface type (1, 2). Edge N.</b>				
54 x 54 x 13 <sup>1</sup> / <sub>2</sub>	1350 x 1350 x 344	M__NN-MCRD90	2,757	3,302
<b>Surfaces 1 1/2" (38 mm): Clearance of 12" (306 mm) under the countertop. Specify the surface type (5, 6). Specify the edge (N, 1, 2).</b>				
<i>For 60° curved desks.</i>				
42 x 47 x 13 <sup>1</sup> / <sub>2</sub>	1049 x 1168 x 344	M_NNN-MCRD60	2,366	2,837
<b>1" (25 mm) surfaces: Clearance of 12 1/2" (318 mm) under the countertop. Specify the surface type (1, 2). Edge N.</b>				
42 x 47 x 13 <sup>1</sup> / <sub>2</sub>	1049 x 1168 x 344	M__NN-MCRD60	2,626	3,150
<b>1 1/2" (38 mm) surfaces: Clearance of 12" (306 mm) under the countertop. Specify the surface type (5, 6). Specify the edge (N, 1, 2).</b>				

Hutches with pigeonholes, 44" H

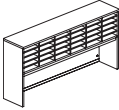



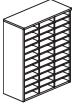
72": 30 pigeonholes.  
36": 15 pigeonholes.


W x D x H (in)	W x D x H (mm)	Code	All Laminate (\$)	HPL Surfaces (\$)
<i>Clearance: 20 1/2". Removable shelves. Grommet. Full-width wire access. Can accommodate a tackboard, refer to page 147.</i>				
72 x 16 x 44	1800 x 400 x 1099	M1NN_EDV7244	2,333	—
36 x 16 x 44	900 x 400 x 1099	M1NN_EDV3644	1,755	—
<b>Edge N. Specify the accent color (A, S). To be used with 1" surfaces.</b>				
72 x 16 x 44	1800 x 400 x 1099	M5_N_EDV7244	2,571	—
36 x 16 x 44	900 x 400 x 1099	M5_N_EDV3644	1,933	—
<b>Specify the edge (N, 1, 2). Specify the accent color (A, S). To be used with 1 1/2" surfaces.</b>				

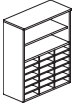






	W x D x H (in)	W x D x H (mm)	Code	All Laminate (\$)	HPL Surfaces (\$)
<b>Hutches with pigeonholes, 36" H</b>	<i>Clearance 17" (432 mm). Removable shelves. Grommet. Full-width wire access. Can accommodate a tackboard, refer to page 147.</i>				
	72 x 16 x 36	1800 x 400 x 900	M1NN_-EDV7236	2,186	–
	36 x 16 x 36	900 x 400 x 900	M1NN_-EDV3636	1,608	–
	<b>Edge N. Specify the accent color (A, S). To be used with 1" surfaces.</b>				
	72 x 16 x 36	1800 x 400 x 900	M5_N_-EDV7236	2,427	–
	36 x 16 x 36	900 x 400 x 900	M5_N_-EDV3636	1,787	–
	<b>Specify the edge (N, 1, 2). Specify the accent color (A, S). To be used with 1½" surfaces.</b>				

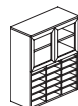
<b>Vertical pigeonholes, 44" H</b>	<i>33 pigeonholes with removable shelves.</i>				
	36 x 16 x 44	900 x 400 x 1099	M1NNN-DV3644	2,029	–
	<b>Edge N. To be used with 1" surfaces.</b>				
	36 x 16 x 44	900 x 400 x 1099	M5_NN-DV3644	2,232	–
	<b>Specify the edge (N, 1, 2). To be used with 1½" surfaces.</b>				

<b>Vertical pigeonholes, 36" H</b>	<i>24 pigeonholes with removable shelves.</i>				
	36 x 16 x 36	900 x 400 x 900	M1NNN-DV3636	1,915	–
	<b>Edge N. To be used with 1" surfaces.</b>				
	36 x 16 x 36	900 x 400 x 900	M5_NN-DV3636	2,125	–
	<b>Specify the edge (N, 1, 2). To be used with 1½" surfaces.</b>				


<b>Open bookcase hutches with pigeonholes, 44" H</b>	<i>1 adjustable shelf. 18 pigeonholes with removable shelves.</i>				
	36 x 16 x 44	900 x 400 x 1099	M1NNN-EBDV3644	1,755	–
	<b>Edge N. To be used with 1" surfaces.</b>				
	36 x 16 x 44	900 x 400 x 1099	M5_NN-EBDV3644	1,920	–
	<b>Specify the edge (N, 1, 2). To be used with 1½" surfaces.</b>				

<b>Open bookcase hutches with pigeonholes, 36" H</b>	<i>12 pigeonholes with removable shelves.</i>				
	36 x 16 x 36	900 x 400 x 900	M1NNN-EBDV3636	1,640	–
	<b>Edge N. To be used with 1" surfaces.</b>				
	36 x 16 x 36	900 x 400 x 900	M5_NN-EBDV3636	1,813	–
	<b>Specify the edge (N, 1, 2). To be used with 1½" surfaces.</b>				

<b>Bookcase hutches with doors and pigeonholes, 44" H</b>	<i>1 adjustable shelf. 18 pigeonholes with removable shelves.</i>				
	36 x 16 x 44	900 x 400 x 1099	M1NNN-EBDV3644P	2,054	–
	<b>Edge N. To be used with 1" surfaces.</b>				
	36 x 16 x 44	900 x 400 x 1099	M5_NN-EBDV3644P	2,259	–
	<b>Specify the edge (N, 1, 2). To be used with 1½" surfaces.</b>				

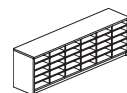


Door insert options, change P Laminate for:  
T Translucent, add \$332; X Matrix, add \$597

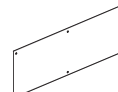
<b>Bookcase hutches with doors and pigeonholes, 36" H</b>	<i>12 pigeonholes with removable shelves.</i>				
	36 x 16 x 36	900 x 400 x 900	M1NNN-EBDV3636P	1,947	–
	<b>Edge N. To be used with 1" surfaces.</b>				
	36 x 16 x 36	900 x 400 x 900	M5_NN-EBDV3636P	2,155	–
	<b>Specify the edge (N, 1, 2). To be used with 1½" surfaces.</b>				



Door insert options, change P Laminate for:  
T Translucent, add \$332; X Matrix, add \$597

**Wall-mounted hutches with pigeonholes**

72": 30 pigeonholes.  
36": 15 pigeonholes.

**Lateral file units with pigeonholes****Modular pedestal with pigeonholes****Front screens, 27" H**

Screen option, change  
T Translucent to: X Matrix, add \$399.

**Front screens, 14" H**

Screen option, change  
T Translucent to: X Matrix, add \$266.

**Tackboard**

All United Chair® standard fabrics (except vinyls and leathers) are available.

	W x D x H (in)	W x D x H (mm)	Code	All Laminate (\$)	HPL Surfaces (\$)
<b>Wall-mounted hutches with pigeonholes</b>	<i>Removable shelves. Can accommodate a tackboard, refer to page 147.</i>				
	72 x 16 x 22½	1800 x 400 x 567	M1NNN-EMDV7222	2,518	–
	36 x 16 x 22½	900 x 400 x 567	M1NNN-EMDV3622	2,054	–
	<b>Edge N.</b>				
	72 x 16 x 22½	1800 x 400 x 567	M5_NN-EMDV7222	2,770	–
	36 x 16 x 22½	900 x 400 x 567	M5_NN-EMDV3622	2,240	–
	<b>Specify the edge (N, 1, 2).</b>				

<b>Lateral file units with pigeonholes</b>	<i>1 file drawer with suspension bar. Lock. 9 pigeonholes with removable shelves.</i>				
	36 x 24 x 29⅞	900 x 600 x 757	M_N_-_-2436DVLV	1,823	2,186
	36 x 20 x 29⅞	900 x 500 x 757	M_N_-_-2036DVLV	1,736	2,081
	<b>Specify the surface type (1, 2). Edge N. Specify handle code (A, C, K, W, Z). Specify the accent color (A, S).</b>				
	36 x 24 x 29⅞	900 x 600 x 744	M_-_-_-2436DVLV	2,006	2,413
	36 x 20 x 29⅞	900 x 500 x 744	M_-_-_-2036DVLV	1,908	2,293
	<b>Specify the surface type (5, 6). Specify the edge (N, 1, 2). Specify handle code (A, C, K, W, Z). Specify the accent color (A, S).</b>				

<b>Modular pedestal with pigeonholes</b>	<i>3 pigeonholes with removable shelves. 1 file drawer with suspension bar. Lock. Must be installed under a work surface. 1 tone only.</i>				
	15 x 18 x 28	388 x 466 x 721	MNN_-_-P1518DVFL	1,010	–
	<b>Specify handle code (A, C, K, W, Z). Specify the accent color (A, S).</b>				

<b>Front screens, 27" H</b>	<i>Translucent acrylic screen with silver metal supports. For 43" H reception desks.</i>				
	81 x ¼ x 27½/16	2047 x 6 x 694	MNNNN-SC8127T	945	–
	69 x ¼ x 27½/16	1747 x 6 x 694	MNNNN-SC6927T	858	–
	57 x ¼ x 27½/16	1447 x 6 x 694	MNNNN-SC5727T	718	–

<b>Front screens, 14" H</b>	<i>Translucent acrylic screen with silver metal supports. For 29" H reception desks.</i>				
	81 x ¼ x 13 ¾/4	2047 x 6 x 350	MNNNN-SC8114T	486	–
	69 x ¼ x 13 ¾/4	1747 x 6 x 350	MNNNN-SC6914T	449	–
	57 x ¼ x 13 ¾/4	1447 x 6 x 350	MNNNN-SC5714T	377	–

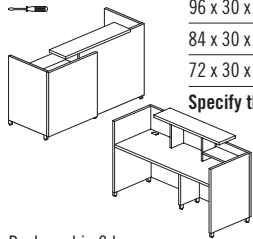
<b>Tackboard</b>	<i>Mounts to 43" H reception desks. The price shown is applicable for United Chair® Grade 1 fabrics. For other grades add: Grade 2: 10%, Grade 3: 15%, Grade 4: 20%, Grade 5: 25%. Specify the fabric code after the product code.</i>				
	48 x ½ x 8 ¼/4	1200 x 13 x 210	MNNNN-TK4809	499	–
	<b>Specify the fabric code after the product code.</b>				



**CODIFICATION**

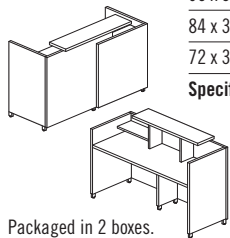
Series	Options	
	Thickness	Accent color
<b>Q</b>	<b>5</b> Thermofused laminate 1½" top	<b>A</b> Anthracite Grey
	<b>6</b> High-pressure laminate 1½" top	<b>S</b> Silver
	<b>N</b> N/A	<b>N</b> N/A

	W x D x H (in)	W x D x H (mm)	Code	All Laminate (\$)	HPL Surfaces (\$)
<b>Left reception desks with transaction shelf, 43" H</b>	<i>Full-height modesty panel with 1½" thick juxtaposed panel and 1" thick straight panel. 2 grommets. Clearance of 12¼" (311 mm) under the transaction shelf. Can accommodate 1 QNN_-P1518UFL or QNN_-P1518FFL modular pedestal.</i>				
	96 x 30 x 43½/16	2400 x 750 x 1100	<b>Q_N_-GS3096S</b>	<b>2,810</b>	<b>3,382</b>
	84 x 30 x 43½/16	2100 x 750 x 1100	<b>Q_N_-GS3084S</b>	<b>2,678</b>	<b>3,211</b>
	72 x 30 x 43½/16	1800 x 750 x 1100	<b>Q_N_-GS3072S</b>	<b>2,540</b>	<b>3,049</b>



Packaged in 2 boxes.

	W x D x H (in)	W x D x H (mm)	Code	All Laminate (\$)	HPL Surfaces (\$)
<b>Right reception desks with transaction shelf, 43" H</b>	<i>Full-height modesty panel with 1½" thick juxtaposed panel and 1" thick straight panel. 2 grommets. Clearance of 12¼" (311 mm) under the transaction shelf. Can accommodate 1 QNN_-P1518UFL or QNN_-P1518FFL modular pedestal.</i>				
	96 x 30 x 43½/16	2400 x 750 x 1100	<b>Q_N_-S3096GS</b>	<b>2,810</b>	<b>3,382</b>
	84 x 30 x 43½/16	2100 x 750 x 1100	<b>Q_N_-S3084GS</b>	<b>2,678</b>	<b>3,211</b>
	72 x 30 x 43½/16	1800 x 750 x 1100	<b>Q_N_-S3072GS</b>	<b>2,540</b>	<b>3,049</b>

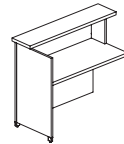


Packaged in 2 boxes.

	W x D x H (in)	W x D x H (mm)	Code	All Laminate (\$)	HPL Surfaces (\$)
<b>Front screens, 32" H</b>	<i>Translucent acrylic screen with silver metal supports. For 43" H reception desks.</i>				
	40 x ¼ x 31½/2	1000 x 6 x 800	<b>QNNN-SC4032T</b>	<b>608</b>	–
	34 x ¼ x 31½/2	850 x 6 x 800	<b>QNNN-SC3432T</b>	<b>508</b>	–
	28 x ¼ x 31½/2	700 x 6 x 800	<b>QNNN-SC2832T</b>	<b>406</b>	–

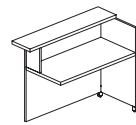


	W x D x H (in)	W x D x H (mm)	Code	All Laminate (\$)	HPL Surfaces (\$)
<b>Return-shells with transaction shelf – left</b>	<i>Full-height modesty panel. Clearance of 12¼" (311 mm) under the transaction shelf. Can accommodate a pedestal.</i>				
	48 x 24 x 43½/16	1200 x 600 x 1100	<b>Q_N_-GS244843R</b>	<b>1,296</b>	<b>1,553</b>
	42 x 24 x 43½/16	1050 x 600 x 1100	<b>Q_N_-GS244243R</b>	<b>1,229</b>	<b>1,473</b>



Specify the surface type (5, 6). Specify the accent color (A, S).

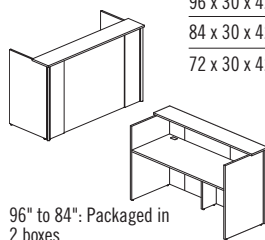
	W x D x H (in)	W x D x H (mm)	Code	All Laminate (\$)	HPL Surfaces (\$)
<b>Return-shells with transaction shelf – right</b>	<i>Full-height modesty panel. Clearance of 12¼" (311 mm) under the transaction shelf. Can accommodate a pedestal.</i>				
	48 x 24 x 43½/16	1200 x 600 x 1100	<b>Q_N_-GR244843S</b>	<b>1,296</b>	<b>1,553</b>
	42 x 24 x 43½/16	1050 x 600 x 1100	<b>Q_N_-GR244243S</b>	<b>1,229</b>	<b>1,473</b>



Specify the surface type (5, 6). Specify the accent color (A, S).

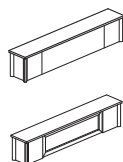


	W x D x H (in)	W x D x H (mm)	Code	All Laminate (\$)	HPL Surfaces (\$)
<b>Reception desks with transaction shelf, 43" H</b>	<i>Full-height modesty panel. 2 grommets. Clearance of 12½" (318 mm) under the transaction shelf. Can accommodate 1 C3-UF18, C3-UF24 or C3-FF24 pedestal.</i>				
	96 x 30 x 42½/2	2400 x 750 x 1079	<b>C3-GS3096S</b>	<b>2,186</b>	–
	84 x 30 x 42½/2	2100 x 750 x 1079	<b>C3-GS3084S</b>	<b>2,081</b>	–
	72 x 30 x 42½/2	1800 x 750 x 1079	<b>C3-GS3072S</b>	<b>1,980</b>	–



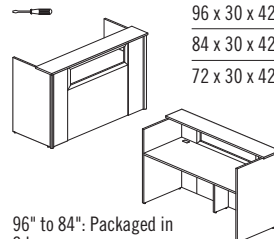
96" to 84": Packaged in 2 boxes.

	W x D x H (in)	W x D x H (mm)	Code	All Laminate (\$)	HPL Surfaces (\$)
<b>Modular countertops, 14" H</b>	<i>Can be used on all standard 72" (1800 mm) Lacasse desks. Clearance of 12½" (318 mm) under the countertop.</i>				
	72 x 12 x 13½/2	1800 x 300 x 344	<b>C3-MC7214</b>	<b>1,307</b>	–
	66 x 12 x 13½/2	1650 x 300 x 344	<b>C3-MC6614</b>	<b>1,242</b>	–



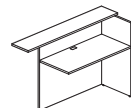
Translucent insert with aluminum frame option, specify at the end of the code: T Translucent, add \$238.

	W x D x H (in)	W x D x H (mm)	Code	All Laminate (\$)	HPL Surfaces (\$)
<b>Translucent front reception desks with transaction shelf, 43" H</b>	<i>Full-height modesty panel includes translucent insert with aluminum frame. 2 grommets. Clearance of 12½" (318 mm) under the transaction shelf. Can accommodate 1 C3-UF18, C3-UF24 or C3-FF24 pedestal.</i>				
	96 x 30 x 42½/2	2400 x 750 x 1079	<b>C3-GS3096ST</b>	<b>2,498</b>	–
	84 x 30 x 42½/2	2100 x 750 x 1079	<b>C3-GS3084ST</b>	<b>2,391</b>	–
	72 x 30 x 42½/2	1800 x 750 x 1079	<b>C3-GS3072ST</b>	<b>2,281</b>	–



96" to 84": Packaged in 2 boxes.

	W x D x H (in)	W x D x H (mm)	Code	All Laminate (\$)	HPL Surfaces (\$)
<b>Return shells</b>	<i>Reversible. 1 grommet. Can accommodate a hanging pedestal C3-UF18.</i>				
	48 x 24 x 42½/2	1200 x 600 x 1079	<b>C3-GR2448S</b>	<b>1,170</b>	–
	42 x 24 x 42½/2	1050 x 600 x 1079	<b>C3-GR2442S</b>	<b>1,109</b>	–



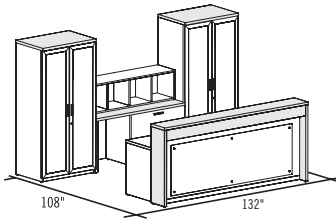
	W x D x H (in)	W x D x H (mm)	Code	All Laminate (\$)	HPL Surfaces (\$)
<b>Hanging combination pedestal</b>	<i>2 box drawers, 1 file drawer with suspension bar. Pencil tray. Lock. Must be installed under a work surface. 1 tone only.</i>				
	15 x 18 x 26	388 x 448 x 628	<b>C3-UF18</b>	<b>957</b>	–





## SUGGESTIONS

## M - PLAN15



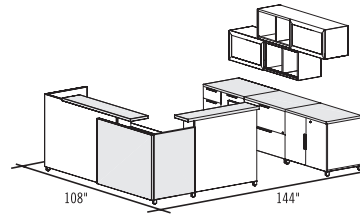
Plan shown in Reception Furniture Flyer:

**M5NCS-PLAN15** \$14,513

- 1 M5NNS-GS369743SM
- 1 M5NCS-S2460LF
- 1 QNNN-E601616
- 2 M5NCS-243673BT
- 1 MNNN-SC8127T
- 2 LGC-LED37

1 1/2" Laminate thick (5), Smooth edge (N), Cubic pull (C), Anodized Aluminum kickplate (M), hutches with Translucent doors (T).

## Q - PLAN10



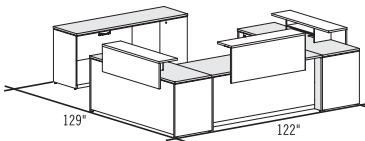
Plan shown in Reception Furniture Flyer:

**Q5TS-PLAN10** \$12,380

- 1 Q5NS-S3096GS
- 1 Q5NS-GS244243R
- 1 Q5NS-2436LF
- 1 Q5NS-2436B
- 1 Q5NS-2436CO
- 2 QNTS-EM601616C

1 1/2" Laminate thick (5), Translucent (T) and Laminate (N) doors, Silver accent (S).

## M - PLAN16



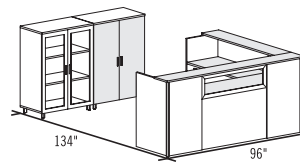
Plan shown in Reception Furniture Flyer:

**M1NKS-PLAN19** \$8,800

- 1 M1NNS-GS3672SM
- 2 M1NNS-DT2472A
- 1 M1NNS-MC4814DV
- 2 M1NNS-MC4808DV
- 1 M1NKS-LF2072B
- 1 MNNKS-P1518UFL

1" Laminate thick (1), Smooth edge (N), Classic pull (K), Anodized Aluminum kickplate (M), Silver accent (S).

## C3-PLAN14



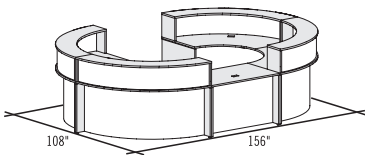
Plan shown in Reception Furniture Flyer:

**C3-PLAN14** \$8,067

- 1 C3-GS3096ST
- 1 C3-GR2448S
- 1 C3-203649B
- 1 C3-203649BT
- 1 C3-UF18

Translucent insert (T) with Anodized Aluminum frame, Translucent (T) and Laminate (N) doors.

## M - PLAN17



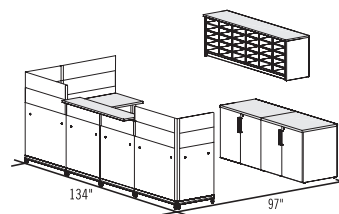
Plan shown in Reception Furniture Flyer:

**M1NWS-PLAN17** \$25,691

- 2 M1NNS-GRD90B
- 2 M1NNS-GRD90C
- 1 M1NNS-GS3048SC
- 4 M1NNS-MCRD90
- 1 MNNWS-F

1" Laminate thick (1), Smooth edge (N), Waterfall pull (W), Silver accent (S).

## P - PLAN11



Plan shown in Reception Furniture Flyer:

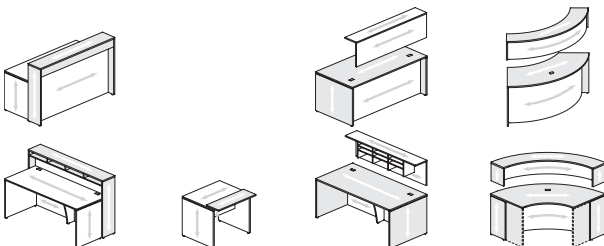
**P1QS-PLAN11** \$13,337

- 3 P1NS-SFLX3336
- 2 P1NS-SFLX3324
- 2 P1NS-SFLX3330
- 3 P1NS-SOFX0836
- 3 P1NS-SOLX0836
- 2 P1NS-SOFX0824
- 2 P1NS-SOLX0824
- 2 P1NS-SOFX0830
- 2 P1NS-TR2466GR
- 1 P1NN-TR2436
- 1 P1NS-TS1254
- 1 TNS-QTL2
- 2 P1QS-2436B
- 1 M1NNS-EMDV7222

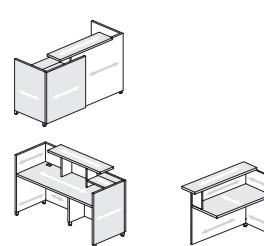
Straight pull (Q), Silver accent (S).

## TYPICAL WOOD GRAIN DIRECTION FOR RECEPTION FURNITURE:

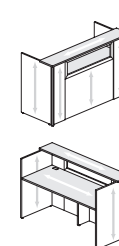
## MORPHEO



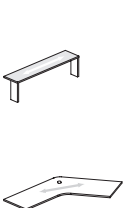
## QUAD



## CONCEPT 3



## PANGRAM



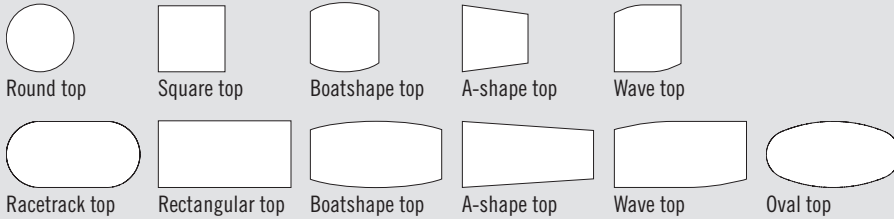
# QUORUM MULTICONFERENCE



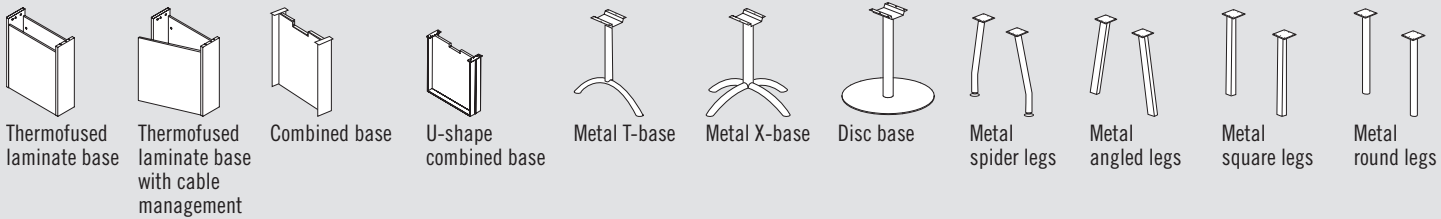
## CONFERENCE TABLES

With its sophisticated, contemporary look and its ingenious and versatile design, the QUORUM MULTICONFERENCE™ collection offers absolute freedom of expression. Whether your needs include impromptu meetings between two colleagues or gatherings of 16 to 24 people, our conference tables can be adapted to a multitude of applications, with technology integration features and a wide choice of finishes, shapes and sizes.

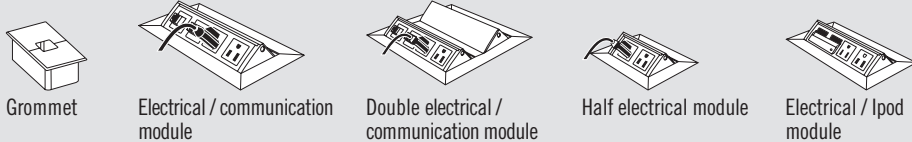
### TOPS



### BASES



### TECHNOLOGY INTEGRATION



### CONSTRUCTION

Table surfaces are made of thermofused laminate panels, finished on both sides. Scratch-resistant (45 lb/ft<sup>3</sup>) tops are 1½" (38 mm) thick and are also offered in high-pressure laminate, adding a thickness of ¼" (1,5 mm). All surface edges are finished with thick thermoplastic polymer edgebanding.

Table surfaces are pre-drilled and the position of the bases is assured with metal-on-metal hardware assembly and metal screws. Easy to assemble, all tables meet BIFMA standards.

The price list includes a column featuring an estimated number of seating places for each table. These numbers are based on the assumption that 28" (700 mm) is the minimum space required for people to work comfortably seated next to each other.

### TABLE SURFACES

Most surfaces are offered in increments of 12" (300 mm):

- Depths: 36" to 60" (900 to 1500 mm)
- Widths: 36" to 252" (900 to 6300 mm)
- Can be ordered by the inch at no up charge. Refer to next highest dimension for price.

One-piece surfaces: 96" (2400 mm) and less

Two-piece surfaces: 108" to 192" (2700 to 4800 mm)

Three-piece surfaces: 204" to 252" (5100 to 6300 mm)

### EDGE BANDING

1½" (38 mm) thick tops.

#### N Edge



Smooth, ⅜" (3 mm) thick edge.

The N edge is matched with the finish specified for the surface.

#### S Edge



Silver edge.

#### Textured 1 Edge



Textured, ⅝" (4 mm) thick edge.

The textured 1 and 2 edges are available (and in matching color) ONLY when a BUC, CCL, CER, DCH, ERH, HZN, RAS, SAH or TOM wood grain finish for the surface.

#### Textured 2 Edge



#### Knife Edge



The knife edge K is available (and in matching color) ONLY when a wood grain finish or Snow (SNO) is specified for the surface.

### ACCENT COLORS



S – Silver



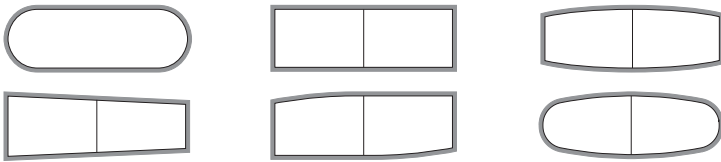
A – Anthracite Grey

The accent color applies to non-laminate components such as bases and grommets.

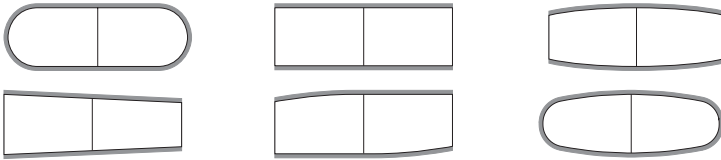
Exceptions: Power units and CB base are available in Silver anodized aluminum only.

**EDGEBOARDING POSITION**

Smooth N & S edgebanding



Textured 1 & 2 edgebanding



Knife edgebanding (K)



Knife edgebanding applies to square, rectangular and A-shape tops only (same position as N & S edgebandings on rectangular and square tops only).

**TWO-TONE APPLICATION**


Surfaces that are available in two or three pieces can be ordered in a combination of two finishes, when N and K edgebanding is specified. In the case of a two-tone application, the first finish specified will be applied to the grey area and the second finish specified will be applied to the rest of the unit.



\* The woodgrain is non-continuous on 3 section tables.

**TECHNOLOGY INTEGRATION**

All tables can be ordered with grommets or electrical / communication modules.



**GC** grommet

At the end of the surface code, specify the code for the desired grommet or electrical / communication module. Holes for **G** grommets or **P** modules are pre-drilled in a set position by the manufacturer. After the **G** or **P** code, please add the code corresponding to the number of units:



**PC** Electrical / communication module

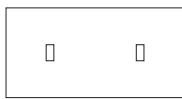
- G1:** 1 grommet (center)
- G2:** 2 grommets (both ends)
- G3:** 3 grommets (2 at the ends and 1 in the center)
- P1:** 1 electrical / communication module (center)
- P2:** 2 electrical / communication modules (both ends)
- P3:** 3 electrical / communication modules (2 at the ends and 1 in the center)

(Available in Silver anodized aluminum finish only)

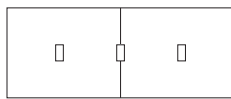
Refer to the Accessories section, page 146, for more electrical / communication modules. Cut-out to be made on-site or special-ordered.



**G1/PC** All work surfaces



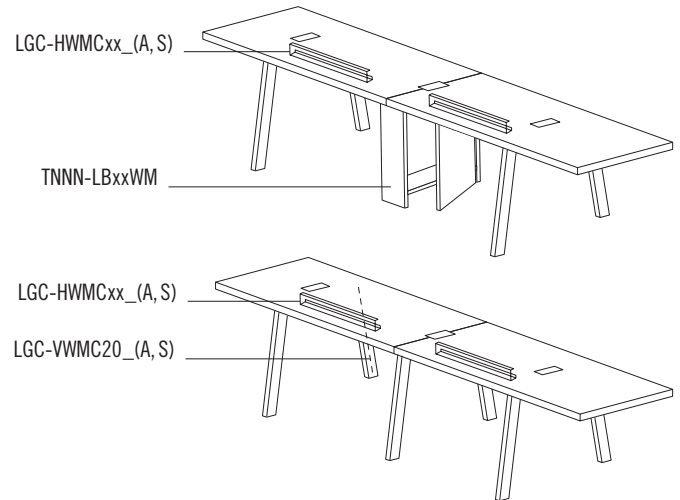
**G2/P2** 72" (1800 mm) and wider work surfaces



**G3/P3** 108" (2700 mm) and wider work surfaces

**WIRE MANAGEMENT SYSTEMS**

The **LB\_\_WM** thermofused laminate base offers a vertical wire management system with a lockable storage unit. It is designed with a 6" (150 mm) recessed bottom that can be positioned above a floor plug. The hinges of the storage unit easily open up to 110°.



It is possible to add horizontal PVC wire management channels (LGC-HWMC\_\_ (A, S)) under the table's surface or vertical PVC wire management channels (LGC-VWMC20(A, S)) on CB, ATL2, STL2, QTL2, VTL2 and TB bases. **Please refer to the Accessories section, page 146.**

Refer to the Electricom II section, page 143, for a complete electrification solution.

**CONFERENCE TABLE BASES**

Refer to the Compatibility Table, page 116, for the number of bases required for the dimensions of the table's surface. It is possible to order different types of bases for the same surface. CB and UCB combined bases are made of thermofused laminate with Silver anodized aluminum extrusions. Metal legs are finished with a Silver or Anthracite Grey ultra-resistant, electrostatic paint.

**LEVELERS**

All bases are equipped with levelers that can be adjusted to a height of 1¼" (31 mm), except for spider legs, which can be adjusted to a height of ½" (12 mm).





**CODIFICATION**

Series	Finish / Thickness	Options		
		Edgebanding	Accent color	Electrical integration / Quantity
T	5 Thermofused laminate tops 1½"	N Smooth edge	A Anthracite Grey	_ No grommet / No module
	6 High-pressure laminate tops 1½"	S Silver edge	S Silver	GC 1 grommet
		1 Textured 1 edge		G2 2 grommets
		2 Textured 2 edge		G3 3 grommets
		K Knife edge		PC 1 electrical / communication module
				P2 2 electrical / communication modules
				P3 3 electrical / communication modules

**ORDERING EXAMPLES**

Rectangular top, 48" x 96", 1½" thick thermofused laminate, Silver edgebanding, Anthracite Grey accent color, 1 grommet. Finish: One-tone in Tuscany Walnut.

**T5SA-RC4896 GC TWT**


Oval top, 48" x 204" (3 pieces), 1½" thick thermofused laminate, #2 textured edgebanding, 3 electrical / communication modules. Finish: One-tone in Dark Chocolate.

**T52N-048204 P3 DCH**











**READY TO SHIP IN 5 DAYS!**

Several suggested layouts, components and accessories identified by this pictogram are part of the **Lacasse quick delivery program**.

Please refer to page 3 for complete program details.




**COMPATIBILITY CHART – CONFERENCE TABLES**

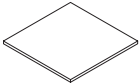
		BASE OPTIONS														
																
TOP LENGTHS	NO. OF BASES	LB20__	LB24__	CB20	CB24	UCB20	UCB24	TB26	TB33	XB33	DC22	DC27	STL2	ATL2	QTL2	VTL2
36" DEPTH	36" R - SQ - B	1								•	•					
	48"	2											•	•	•	•
	60" to 96"	2						•			•		•	•	•	•
42" DEPTH	42" R - SQ - B	1								•		•				
	42" to 48"	2											•	•	•	•
	60"	2	•		•		•	•			•		•	•	•	•
	72" to 96"	2	•		•		•	•			•	•	•	•	•	•
48" DEPTH	48" R	1								•		•				
	48"	2											•	•	•	•
	60"	2		•		•		•					•	•	•	•
	72" to 96"	2		•		•		•				•	•	•	•	•
	108" to 192"	3		•		•		•					•	•	•	•
	204" to 252"	4		•		•		•					•	•	•	•
54" DEPTH	54"	2											•	•	•	•
	60"	2							•				•	•	•	•
	72" to 96"	2		•		•		•					•	•	•	•
	108" to 192"	3		•		•		•					•	•	•	•
	204" to 252"	4		•		•		•					•	•	•	•
60" DEPTH	60"	2											•	•	•	•



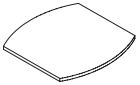

HPL Surfaces (\$)

	Approx. number of places	Section	W x D (in)	X	Y	W x D (mm)	X	Y	Code	All Laminate (\$)	HPL Surfaces (\$)
<b>Round tops</b>  1½" thick. Grommet option, add: GC: \$67. Module option, add: PC: \$464.	4	1	36 x 36			900 x 900			T___-R36	558	711
	4	1	42 x 42			1050 x 1050			T___-R42	632	842
	4	1	48 x 48			1200 x 1200			T___-R48	730	1,005
	6	1	54 x 54			1350 x 1350			T___-R54	909	1,242
	6	1	60 x 60			1500 x 1500			T___-R60	991	1,423

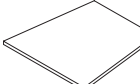

Specify the finish (5, 6). Specify the edge (N, S, 1, 2). Grommet option, specify the accent color (A, S) or specify N for no grommet.

<b>Square tops</b>  1½" thick. Grommet option, add: GC: \$67. Module option, add: PC: \$464. Knife edge (K), add 25% to list price.	4	1	36 x 36			900 x 900			T___-SQ36	464	620
	4	1	42 x 42			1050 x 1050			T___-SQ42	532	739
	4	1	48 x 48			1200 x 1200			T___-SQ48	637	890
	8	1	54 x 54			1350 x 1350			T___-SQ54	764	1,077
	8	1	60 x 60			1500 x 1500			T___-SQ60	909	1,275



Specify the finish (5, 6). Specify the edge (N, S, K, 1, 2). Grommet option, specify the accent color (A, S) or specify N for no grommet.

<b>Boatshape tops</b>   1½" thick. Grommet option, add: GC: \$67. Module option, add: PC: \$464.	4	1	36 x 36		30	900 x 900		750	T___-B36	499	658
	4	1	42 x 42		36	1050 x 1050		900	T___-B42	578	777
	4	1	48 x 48		36	1200 x 1200		900	T___-B48	685	957
	8	1	54 x 54		42	1350 x 1350		1050	T___-B54	824	1,175
	8	1	60 x 60		48	1500 x 1500		1200	T___-B60	944	1,364


Specify the finish (5, 6). Specify the edge (N, S, 1, 2). Grommet option, specify the accent color (A, S) or specify N for no grommet.

<b>A-shape tops</b>   1½" thick. Grommet option, add: GC: \$67. Module option, add: PC: \$464. Knife edge (K), add 25% to list price.	4	1	36 x 36		30	900 x 900		750	T___-A36	505	671
	4	1	42 x 42		36	1050 x 1050		900	T___-A42	585	777
	4	1	48 x 48		36	1200 x 1200		900	T___-A48	692	923
	8	1	54 x 54		42	1350 x 1350		1050	T___-A54	824	1,096
	8	1	60 x 60		48	1500 x 1500		1200	T___-A60	923	1,324

Specify the finish (5, 6). Specify the edge (N, S, K, 1, 2). Grommet option, specify the accent color (A, S) or specify N for no grommet.

<b>Wave tops</b>   1½" thick. Grommet option, add: GC: \$67. Module option, add: PC: \$464.	4	1	36 x 36		33	900 x 900		825	T___-W36	499	658
	4	1	42 x 42		39	1050 x 1050		975	T___-W42	578	777
	4	1	48 x 48		42	1200 x 1200		1050	T___-W48	685	957
	8	1	54 x 54		48	1350 x 1350		1200	T___-W54	824	1,170
	8	1	60 x 60		54	1500 x 1500		1350	T___-W60	944	1,364

Specify the finish (5, 6). Specify the edge (N, S, 1, 2). Grommet option, specify the accent color (A, S) or specify N for no grommet.

<b>Racetrack tops</b>  1½" thick. Grommet option, add: GC: \$67 / G2*: \$132. Module option, add: PC: \$464 / P2*: \$930. *Tops starting at 72" wide.	4	1	48 x 36			1200 x 900			T___-RT3648	685	819
	6	1	60 x 36			1500 x 900			T___-RT3660	752	938
	6	1	72 x 36			1800 x 900			T___-RT3672	842	1,090
	8	1	84 x 36			2100 x 900			T___-RT3684	923	1,235
	8	1	96 x 36			2400 x 900			T___-RT3696	991	1,394

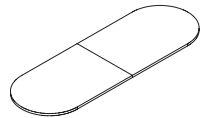
	6	1	48 x 42			1200 x 1050			T___-RT4248	692	950
	6	1	60 x 42			1500 x 1050			T___-RT4260	811	1,090
	8	1	72 x 42			1800 x 1050			T___-RT4272	918	1,252
	8	1	84 x 42			2100 x 1050			T___-RT4284	1,042	1,443
	9	1	96 x 42			2400 x 1050			T___-RT4296	1,156	1,635



	Approx. number of places	Section	W x D (in)	X	Y	W x D (mm)	X	Y	Code	All Laminate (\$)	HPL Surfaces (\$)
<b>Racetrack tops</b> (cont'd)	7	1	60 x 48			1500 x 1200			T__-RT4860	930	1,197
	8	1	72 x 48			1800 x 1200			T__-RT4872	1,042	1,364
	9	1	84 x 48			2100 x 1200			T__-RT4884	1,156	1,553
	10	1	96 x 48			2400 x 1200			T__-RT4896	1,284	1,741
	8	1	60 x 54			1500 x 1350			T__-RT5460	1,016	1,473
	8	1	72 x 54			1800 x 1350			T__-RT5472	1,130	1,608
	9	1	84 x 54			2100 x 1350			T__-RT5484	1,252	1,736
	10	1	96 x 54			2400 x 1350			T__-RT5496	1,376	1,854

Specify the finish (5, 6). Specify the edge (N, S, 1, 2). Grommet option, specify the accent color (A, S) or specify N for no grommet.

**Racetrack tops**

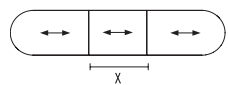
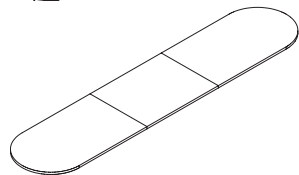


1½" thick. Packed in 2 boxes.  
Grommet option, add: GC: \$67 / G2: \$132 / G3: \$200.  
Module option, add: PC: \$464 / P2: \$930 / P3: \$1,394.  
Two-tone combination, specify N or S edge only.

11	2	108 x 48			2700 x 1200			T__-RT48108	1,595	2,094
12	2	120 x 48			3000 x 1200			T__-RT48120	1,721	2,253
12	2	132 x 48			3300 x 1200			T__-RT48132	1,840	2,413
13	2	144 x 48			3600 x 1200			T__-RT48144	1,968	2,558
14	2	156 x 48			3900 x 1200			T__-RT48156	2,087	2,725
15	2	168 x 48			4200 x 1200			T__-RT48168	2,213	2,878
16	2	180 x 48			4500 x 1200			T__-RT48180	2,333	3,023
17	2	192 x 48			4800 x 1200			T__-RT48192	2,466	3,184
11	2	108 x 54			2700 x 1350			T__-RT54108	1,741	2,246
12	2	120 x 54			3000 x 1350			T__-RT54120	1,894	2,406
13	2	132 x 54			3300 x 1350			T__-RT54132	2,046	2,553
14	2	144 x 54			3600 x 1350			T__-RT54144	2,206	2,730
15	2	156 x 54			3900 x 1350			T__-RT54156	2,366	2,913
15	2	168 x 54			4200 x 1350			T__-RT54168	2,518	3,104
16	2	180 x 54			4500 x 1350			T__-RT54180	2,671	3,283
17	2	192 x 54			4800 x 1350			T__-RT54192	2,810	3,476

Specify the finish (5, 6). Specify the edge (N, S, 1, 2). Grommet option, specify the accent color (A, S) or specify N for no grommet.

**Racetrack tops**

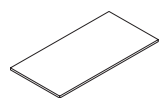


1½" thick. Packed in 3 boxes.  
Grommet option, add: GC: \$67 / G2: \$132 / G3: \$200.  
Module option, add: PC: \$464 / P2: \$930 / P3: \$1,394.  
Two-tone combination, specify N or S edge only.

18	3	204 x 48	60		5100 x 1200	1500		T__-RT48204	2,831	3,616
20	3	216 x 48	60		5400 x 1200	1500		T__-RT48216	3,017	3,842
22	3	228 x 48	60		5700 x 1200	1500		T__-RT48228	3,216	4,081
24	3	240 x 48	60		6000 x 1200	1500		T__-RT48240	3,395	4,313
24	3	252 x 48	60		6300 x 1200	1500		T__-RT48252	3,562	4,545
20	3	204 x 54	60		5100 x 1350	1500		T__-RT54204	3,104	3,922
22	3	216 x 54	60		5400 x 1350	1500		T__-RT54216	3,257	4,140
22	3	228 x 54	60		5700 x 1350	1500		T__-RT54228	3,410	4,352
24	3	240 x 54	60		6000 x 1350	1500		T__-RT54240	3,562	4,574
24	3	252 x 54	60		6300 x 1350	1500		T__-RT54252	3,716	4,797

Specify the finish (5, 6). Specify the edge (N, S, 1, 2). Grommet option, specify the accent color (A, S) or specify N for no grommet.

**Rectangular tops**



1½" thick.  
Grommet option, add: GC: \$67 / G2\*: \$132.  
Module option, add: PC: \$464 / P2\*: \$930.  
\*Tops starting at 72" wide.  
Knife edge (K), add 25% to list price.

4	1	48 x 36			1200 x 900			T__-RC3648	552	752
6	1	60 x 36			1500 x 900			T__-RC3660	625	909
6	1	72 x 36			1800 x 900			T__-RC3672	705	1,016
8	1	84 x 36			2100 x 900			T__-RC3684	777	1,156
8	1	96 x 36			2400 x 900			T__-RC3696	869	1,284
4	1	48 x 42			1200 x 1050			T__-RC4248	597	878
6	1	60 x 42			1500 x 1050			T__-RC4260	692	1,042
6	1	72 x 42			1800 x 1050			T__-RC4272	811	1,191
8	1	84 x 42			2100 x 1050			T__-RC4284	930	1,342
8	1	96 x 42			2400 x 1050			T__-RC4296	1,057	1,495

**Rectangular tops**  
(cont'd)

6	1	60 x 48			1500 x 1200			T__-RC4860	730	1,090
6	1	72 x 48			1800 x 1200			T__-RC4872	852	1,235
8	1	84 x 48			2100 x 1200			T__-RC4884	970	1,394

PLEASE REFER TO PAGE 114 FOR BASES AND PAGES 148-149 FOR GROMMETS AND ELECTRICAL / COMMUNICATION MODULE OPTIONS.

= ASSEMBLY REQUIRED

= QUICKSHIP

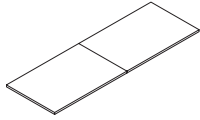


HPL Surfaces (\$)

Approx. number of places	Section	W x D (in)	X	Y	W x D (mm)	X	Y	Code	All Laminate (\$)	HPL Surfaces (\$)
8	1	96 x 48			2400 x 1200			T___-RC4896	1,096	1,553
8	1	60 x 54			1500 x 1350			T___-RC5460	890	1,204
8	1	72 x 54			1800 x 1350			T___-RC5472	998	1,353
10	1	84 x 54			2100 x 1350			T___-RC5484	1,125	1,508
10	1	96 x 54			2400 x 1350			T___-RC5496	1,242	1,674

Specify the finish (5, 6). Specify the edge (N, S, K, 1, 2). Grommet option, specify the accent color (A, S) or specify N for no grommet.

**Rectangular tops**

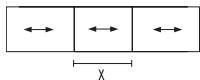
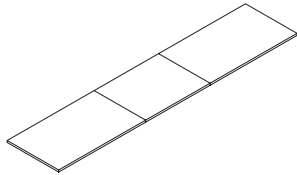


1½" thick. Packed in 2 boxes.  
Grommet option, add: GC: \$67 / G2: \$132 / G3: \$200.  
Module option, add: PC: \$464 / P2: \$930 / P3: \$1,394.  
Two-tone combination, specify N or S edge only.  
Knife edge (K), add 25% to list price.

10	2	108 x 48			2700 x 1200			T___-RC48108	1,404	1,861
10	2	120 x 48			3000 x 1200			T___-RC48120	1,529	1,987
10	2	132 x 48			3300 x 1200			T___-RC48132	1,656	2,104
12	2	144 x 48			3600 x 1200			T___-RC48144	1,782	2,266
12	2	156 x 48			3900 x 1200			T___-RC48156	1,901	2,459
14	2	168 x 48			4200 x 1200			T___-RC48168	2,029	2,644
14	2	180 x 48			4500 x 1200			T___-RC48180	2,147	2,826
16	2	192 x 48			4800 x 1200			T___-RC48192	2,272	3,010
12	2	108 x 54			2700 x 1350			T___-RC54108	1,560	2,059
12	2	120 x 54			3000 x 1350			T___-RC54120	1,688	2,213
12	2	132 x 54			3300 x 1350			T___-RC54132	1,813	2,373
14	2	144 x 54			3600 x 1350			T___-RC54144	1,933	2,525
14	2	156 x 54			3900 x 1350			T___-RC54156	2,059	2,678
16	2	168 x 54			4200 x 1350			T___-RC54168	2,180	2,831
16	2	180 x 54			4500 x 1350			T___-RC54180	2,298	2,991
18	2	192 x 54			4800 x 1350			T___-RC54192	2,432	3,150

Specify the finish (5, 6). Specify the edge (N, S, K, 1, 2). Grommet option, specify the accent color (A, S) or specify N for no grommet.

**Rectangular tops**

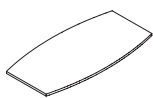


1½" thick. Packed in 3 boxes.  
Grommet option, add: GC: \$67 / G2: \$132 / G3: \$200.  
Module option, add: PC: \$464 / P2: \$930 / P3: \$1,394.  
Two-tone combination, specify N or S edge only.  
Knife edge (K), add 25% to list price.

16	3	204 x 48	60		5100 x 1200	1500		T___-RC48204	2,558	3,600
16	3	216 x 48	60		5400 x 1200	1500		T___-RC48216	2,739	3,828
18	3	228 x 48	60		5700 x 1200	1500		T___-RC48228	2,904	4,066
18	3	240 x 48	60		6000 x 1200	1500		T___-RC48240	3,064	4,299
20	3	252 x 48	60		6300 x 1200	1500		T___-RC48252	3,250	4,526
18	3	204 x 54	60		5100 x 1350	1500		T___-RC54204	2,705	3,728
18	3	216 x 54	60		5400 x 1350	1500		T___-RC54216	2,844	3,962
20	3	228 x 54	60		5700 x 1350	1500		T___-RC54228	2,984	4,193
20	3	240 x 54	60		6000 x 1350	1500		T___-RC54240	3,130	4,425
22	3	252 x 54	60		6300 x 1350	1500		T___-RC54252	3,262	4,659

Specify the finish (5, 6). Specify the edge (N, S, K, 1, 2). Grommet option, specify the accent color (A, S) or specify N for no grommet.

**Boatshape tops**



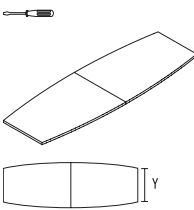
1½" thick.  
Grommet option, add: GC: \$67 / G2\*: \$132.  
Module option, add: PC: \$464 / P2\*: \$930.  
\*Tops starting at 72" wide.

4	1	48 x 36		30	1200 x 900		750	T___-B3648	612	837
6	1	60 x 36		30	1500 x 900		750	T___-B3660	705	970
6	1	72 x 36		30	1800 x 900		750	T___-B3672	811	1,109
8	1	84 x 36		30	2100 x 900		750	T___-B3684	890	1,242
8	1	96 x 36		30	2400 x 900		750	T___-B3696	984	1,383
6	1	48 x 42		36	1200 x 1050		900	T___-B4248	653	890
6	1	60 x 42		36	1500 x 1050		900	T___-B4260	764	1,070
6	1	72 x 42		36	1800 x 1050		900	T___-B4272	938	1,262
8	1	84 x 42		36	2100 x 1050		900	T___-B4284	1,090	1,462
8	1	96 x 42		36	2400 x 1050		900	T___-B4296	1,235	1,674

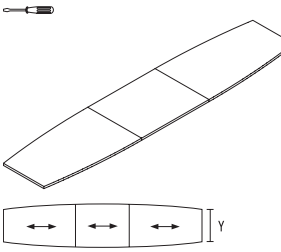


	Approx. number of places	Section	W x D (in)	X	Y	W x D (mm)	X	Y	Code	All Laminate (\$)	HPL Surfaces (\$)
<b>Boatshape tops</b> (cont'd)	6	1	60 x 48		36	1500 x 1200		900	T___-B4860	811	1,142
	6	1	72 x 48		36	1800 x 1200		900	T___-B4872	964	1,348
	8	1	84 x 48		36	2100 x 1200		900	T___-B4884	1,117	1,553
	8	1	96 x 48		36	2400 x 1200		900	T___-B4896	1,262	1,736
	8	1	60 x 54		42	1500 x 1350		1050	T___-B5460	918	1,262
	8	1	72 x 54		42	1800 x 1350		1050	T___-B5472	1,010	1,423
	10	1	84 x 54		42	2100 x 1350		1050	T___-B5484	1,137	1,582
	10	1	96 x 54		42	2400 x 1350		1050	T___-B5496	1,275	1,761

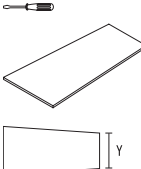
Specify the finish (5, 6). Specify the edge (N, S, 1, 2). Grommet option, specify the accent color (A, S) or specify N for no grommet.

<b>Boatshape tops</b> 	10	2	108 x 48		36	2700 x 1200		900	T___-B48108	1,560	2,139
	10	2	120 x 48		36	3000 x 1200		900	T___-B48120	1,688	2,266
	10	2	132 x 48		36	3300 x 1200		900	T___-B48132	1,813	2,399
	12	2	144 x 48		36	3600 x 1200		900	T___-B48144	1,933	2,547
	12	2	156 x 48		36	3900 x 1200		900	T___-B48156	2,059	2,739
	14	2	168 x 48		36	4200 x 1200		900	T___-B48168	2,180	2,918
	14	2	180 x 48		36	4500 x 1200		900	T___-B48180	2,298	3,111
	16	2	192 x 48		36	4800 x 1200		900	T___-B48192	2,432	3,290
	12	2	108 x 54		42	2700 x 1350		1050	T___-B54108	1,650	2,200
	12	2	120 x 54		42	3000 x 1350		1050	T___-B54120	1,787	2,358
	12	2	132 x 54		42	3300 x 1350		1050	T___-B54132	1,933	2,513
	14	2	144 x 54		42	3600 x 1350		1050	T___-B54144	2,087	2,666
	14	2	156 x 54		42	3900 x 1350		1050	T___-B54156	2,246	2,810
	16	2	168 x 54		42	4200 x 1350		1050	T___-B54168	2,406	2,978
	16	2	180 x 54		42	4500 x 1350		1050	T___-B54180	2,553	3,135
	18	2	192 x 54		42	4800 x 1350		1050	T___-B54192	2,712	3,283

Specify the finish (5, 6). Specify the edge (N, S, 1, 2). Grommet option, specify the accent color (A, S) or specify N for no grommet.

<b>Boatshape tops</b> 	16	3	204 x 48	60	36	5100 x 1200	1500	900	T___-B48204	2,810	3,941
	16	3	216 x 48	60	36	5400 x 1200	1500	900	T___-B48216	3,003	4,202
	18	3	228 x 48	60	36	5700 x 1200	1500	900	T___-B48228	3,190	4,466
	18	3	240 x 48	60	36	6000 x 1200	1500	900	T___-B48240	3,382	4,731
	20	3	252 x 48	60	36	6300 x 1200	1500	900	T___-B48252	3,562	4,990
	18	3	204 x 54	60	42	5100 x 1350	1500	1050	T___-B54204	3,010	4,041
	18	3	216 x 54	60	42	5400 x 1350	1500	1050	T___-B54216	3,156	4,305
	20	3	228 x 54	60	42	5700 x 1350	1500	1050	T___-B54228	3,290	4,564
	20	3	240 x 54	60	42	6000 x 1350	1500	1050	T___-B54240	3,430	4,832
	22	3	252 x 54	60	42	6300 x 1350	1500	1050	T___-B54252	3,576	5,091

Specify the finish (5, 6). Specify the edge (N, S, 1, 2). Grommet option, specify the accent color (A, S) or specify N for no grommet.

<b>A-shape tops</b> 	4	1	48 x 36		30	1200 x 900		750	T___-A3648	603	819
	6	1	60 x 36		30	1500 x 900		750	T___-A3660	698	964
	6	1	72 x 36		30	1800 x 900		750	T___-A3672	803	1,117
	8	1	84 x 36		30	2100 x 900		750	T___-A3684	884	1,275
	8	1	96 x 36		30	2400 x 900		750	T___-A3696	975	1,428
	4	1	48 x 42		36	1200 x 1050		900	T___-A4248	671	890
	6	1	60 x 42		36	1500 x 1050		900	T___-A4260	764	1,070
	6	1	72 x 42		36	1800 x 1050		900	T___-A4272	923	1,262
	8	1	84 x 42		36	2100 x 1050		900	T___-A4284	1,063	1,462
	8	1	96 x 42		36	2400 x 1050		900	T___-A4296	1,197	1,674

1½" thick.  
Grommet option, add: GC: \$67 / G2\*: \$132. Module option, add: PC: \$464 / P2\*: \$930.  
\*Tops starting at 72" wide.  
Knife edge (K), add 25% to list price.

<b>A-shape tops</b> (cont'd)	6	1	60 x 48		36	1500 x 1200		900	T___-A4860	819	1,142
	6	1	72 x 48		36	1800 x 1200		900	T___-A4872	938	1,348

PLEASE REFER TO PAGE 114 FOR BASES AND PAGES 148-149 FOR GROMMETS AND ELECTRICAL / COMMUNICATION MODULE OPTIONS.

 = ASSEMBLY REQUIRED



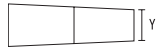
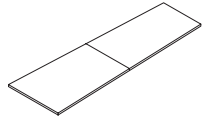


HPL  
Surfaces  
(\$)

Approx. number of places	Section	W x D (in)	X	Y	W x D (mm)	X	Y	Code	All Laminate (\$)	HPL Surfaces (\$)
8	1	84 x 48		36	2100 x 1200		900	T___-A4884	1,077	1,553
8	1	96 x 48		36	2400 x 1200		900	T___-A4896	1,210	1,761
8	1	60 x 54		42	1500 x 1350		1050	T___-A5460	944	1,229
8	1	72 x 54		42	1800 x 1350		1050	T___-A5472	1,057	1,383
10	1	84 x 54		42	2100 x 1350		1050	T___-A5484	1,175	1,541
10	1	96 x 54		42	2400 x 1350		1050	T___-A5496	1,301	1,701

Specify the finish (5, 6). Specify the edge (N, S, K, 1, 2). Grommet option, specify the accent color (A, S) or specify N for no grommet.

**A-shape tops**

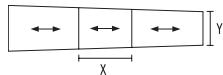
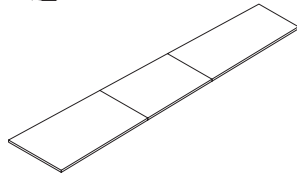


1½" thick. Packed in 2 boxes.  
Grommet option, add: GC: \$67 / G2: \$132 / G3: \$200.  
Module option, add: PC: \$464 / P2: \$930 / P3: \$1,394.  
Two-tone combination, specify N or S edge only.  
Knife edge (K), add 25% to list price.

10	2	108 x 48		36	2700 x 1200		900	T___-A48108	1,553	2,125
10	2	120 x 48		36	3000 x 1200		900	T___-A48120	1,681	2,253
10	2	132 x 48		36	3300 x 1200		900	T___-A48132	1,807	2,379
12	2	144 x 48		36	3600 x 1200		900	T___-A48144	1,920	2,532
12	2	156 x 48		36	3900 x 1200		900	T___-A48156	2,046	2,725
14	2	168 x 48		36	4200 x 1200		900	T___-A48168	2,174	2,904
14	2	180 x 48		36	4500 x 1200		900	T___-A48180	2,293	3,095
16	2	192 x 48		36	4800 x 1200		900	T___-A48192	2,427	3,276
12	2	108 x 54		42	2700 x 1350		1050	T___-A54108	1,681	2,155
12	2	120 x 54		42	3000 x 1350		1050	T___-A54120	1,823	2,272
12	2	132 x 54		42	3300 x 1350		1050	T___-A54132	1,960	2,432
14	2	144 x 54		42	3600 x 1350		1050	T___-A54144	2,094	2,585
14	2	156 x 54		42	3900 x 1350		1050	T___-A54156	2,232	2,747
16	2	168 x 54		42	4200 x 1350		1050	T___-A54168	2,379	2,896
16	2	180 x 54		42	4500 x 1350		1050	T___-A54180	2,518	3,044
18	2	192 x 54		42	4800 x 1350		1050	T___-A54192	2,661	3,216

Specify the finish (5, 6). Specify the edge (N, S, K, 1, 2). Grommet option, specify the accent color (A, S) or specify N for no grommet.

**A-shape tops**

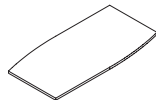


1½" thick. Packed in 3 boxes.  
Grommet option, add: GC: \$67 / G2: \$132 / G3: \$200.  
Module option, add: PC: \$464 / P2: \$930 / P3: \$1,394.  
Two-tone combination, specify N or S edge only.  
Knife edge (K), add 25% to list price.

16	3	204 x 48	60	36	5100 x 1200	1500	900	T___-A48204	2,712	3,860
16	3	216 x 48	60	36	5400 x 1200	1500	900	T___-A48216	2,884	4,094
18	3	228 x 48	60	36	5700 x 1200	1500	900	T___-A48228	3,044	4,327
18	3	240 x 48	60	36	6000 x 1200	1500	900	T___-A48240	3,231	4,558
20	3	252 x 48	60	36	6300 x 1200	1500	900	T___-A48252	3,395	4,797
18	3	204 x 54	60	42	5100 x 1350	1500	1050	T___-A54204	2,957	3,922
18	3	216 x 54	60	42	5400 x 1350	1500	1050	T___-A54216	3,104	4,133
20	3	228 x 54	60	42	5700 x 1350	1500	1050	T___-A54228	3,243	4,366
20	3	240 x 54	60	42	6000 x 1350	1500	1050	T___-A54240	3,382	4,624
22	3	252 x 54	60	42	6300 x 1350	1500	1050	T___-A54252	3,515	4,897

Specify the finish (5, 6). Specify the edge (N, S, K, 1, 2). Grommet option, specify the accent color (A, S) or specify N for no grommet.

**Wave tops**



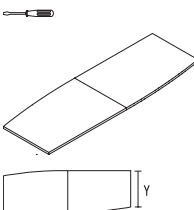
1½" thick.  
Grommet option, add: GC: \$67 / G2\*: \$132.  
Module option, add: PC: \$464 / P2\*: \$930.  
\*Tops starting at 72" wide.

4	1	48 x 36		33	1200 x 900		825	T___-W3648	597	811
6	1	60 x 36		33	1500 x 900		825	T___-W3660	692	944
6	1	72 x 36		33	1800 x 900		825	T___-W3672	777	1,090
8	1	84 x 36		33	2100 x 900		825	T___-W3684	878	1,235
8	1	96 x 36		33	2400 x 900		825	T___-W3696	970	1,394
4	1	48 x 42		39	1200 x 1050		975	T___-W4248	632	878
6	1	60 x 42		39	1500 x 1050		975	T___-W4260	752	1,057
6	1	72 x 42		39	1800 x 1050		975	T___-W4272	923	1,242
8	1	84 x 42		39	2100 x 1050		975	T___-W4284	1,077	1,451
8	1	96 x 42		39	2400 x 1050		975	T___-W4296	1,222	1,656

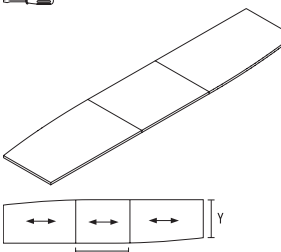


	Approx. number of places	Section	W x D (in)	X	Y	W x D (mm)	X	Y	Code	All Laminate (\$)	HPL Surfaces (\$)
<b>Wave tops</b> (cont'd)	6	1	60 x 48		42	1500 x 1200		1050	T___-W4860	824	1,170
	6	1	72 x 48		42	1800 x 1200		1050	T___-W4872	944	1,364
	8	1	84 x 48		42	2100 x 1200		1050	T___-W4884	1,085	1,575
	8	1	96 x 48		42	2400 x 1200		1050	T___-W4896	1,216	1,773
	8	1	60 x 54		48	1500 x 1350		1200	T___-W5460	923	1,324
	8	1	72 x 54		48	1800 x 1350		1200	T___-W5472	1,042	1,468
	10	1	84 x 54		48	2100 x 1350		1200	T___-W5484	1,175	1,635
	10	1	96 x 54		48	2400 x 1350		1200	T___-W5496	1,307	1,787


Specify the finish (5, 6). Specify the edge (N, S, 1, 2). Grommet option, specify the accent color (A, S) or specify N for no grommet.

	Approx. number of places	Section	W x D (in)	X	Y	W x D (mm)	X	Y	Code	All Laminate (\$)	HPL Surfaces (\$)
<b>Wave tops</b> 	10	2	108 x 48		42	2700 x 1200		1050	T___-W48108	1,582	2,155
	10	2	120 x 48		42	3000 x 1200		1050	T___-W48120	1,701	2,281
	12	2	132 x 48		42	3300 x 1200		1050	T___-W48132	1,828	2,413
	12	2	144 x 48		42	3600 x 1200		1050	T___-W48144	1,955	2,558
	12	2	156 x 48		42	3900 x 1200		1050	T___-W48156	2,073	2,752
	14	2	168 x 48		42	4200 x 1200		1050	T___-W48168	2,200	2,930
	14	2	180 x 48		42	4500 x 1200		1050	T___-W48180	2,319	3,130
	16	2	192 x 48		42	4800 x 1200		1050	T___-W48192	2,452	3,302
	12	2	108 x 54		48	2700 x 1350		1200	T___-W54108	1,688	2,253
	12	2	120 x 54		48	3000 x 1350		1200	T___-W54120	1,828	2,413
	14	2	132 x 54		48	3300 x 1350		1200	T___-W54132	1,974	2,558
	14	2	144 x 54		48	3600 x 1350		1200	T___-W54144	2,125	2,725
	14	2	156 x 54		48	3900 x 1350		1200	T___-W54156	2,281	2,878
	16	2	168 x 54		48	4200 x 1350		1200	T___-W54168	2,445	3,023
	16	2	180 x 54		48	4500 x 1350		1200	T___-W54180	2,592	3,184
	18	2	192 x 54		48	4800 x 1350		1200	T___-W54192	2,752	3,350

Specify the finish (5, 6). Specify the edge (N, S, 1, 2). Grommet option, specify the accent color (A, S) or specify N for no grommet.

	Approx. number of places	Section	W x D (in)	X	Y	W x D (mm)	X	Y	Code	All Laminate (\$)	HPL Surfaces (\$)
<b>Wave tops</b> 	16	3	204 x 48	60	42	5100 x 1200	1500	1050	T___-W48204	2,831	3,954
	16	3	216 x 48	60	42	5400 x 1200	1500	1050	T___-W48216	3,017	4,214
	18	3	228 x 48	60	42	5700 x 1200	1500	1050	T___-W48228	3,216	4,478
	18	3	240 x 48	60	42	6000 x 1200	1500	1050	T___-W48240	3,395	4,752
	20	3	252 x 48	60	42	6300 x 1200	1500	1050	T___-W48252	3,582	5,011
	18	3	204 x 54	60	48	5100 x 1350	1500	1200	T___-W54204	3,044	4,019
	18	3	216 x 54	60	48	5400 x 1350	1500	1200	T___-W54216	3,190	4,280
	20	3	228 x 54	60	48	5700 x 1350	1500	1200	T___-W54228	3,323	4,545
	20	3	240 x 54	60	48	6000 x 1350	1500	1200	T___-W54240	3,449	4,811
	22	3	252 x 54	60	48	6300 x 1350	1500	1200	T___-W54252	3,576	5,070

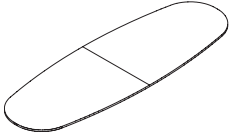
Specify the finish (5, 6). Specify the edge (N, S, 1, 2). Grommet option, specify the accent color (A, S) or specify N for no grommet.

	Approx. number of places	Section	W x D (in)	X	Y	W x D (mm)	X	Y	Code	All Laminate (\$)	HPL Surfaces (\$)
<b>Oval tops</b> 	8	1	72 x 42			1800 x 1050			T___-04272	991	1,353
	8	1	84 x 42			2100 x 1050			T___-04284	1,170	1,560
	9	1	96 x 42			2400 x 1050			T___-04296	1,337	1,768
	8	1	72 x 48			1800 x 1200			T___-04872	1,070	1,473
	8	1	84 x 48			2100 x 1200			T___-04884	1,204	1,688
	10	1	96 x 48			2400 x 1200			T___-04896	1,342	1,889
	8	1	72 x 54			1800 x 1350			T___-05472	1,125	1,529
	9	1	84 x 54			2100 x 1350			T___-05484	1,262	1,688
	10	1	96 x 54			2400 x 1350			T___-05496	1,404	1,840

Specify the finish (5, 6). Specify the edge (N, S, 1, 2). Grommet option, specify the accent color (A, S) or specify N for no grommet.

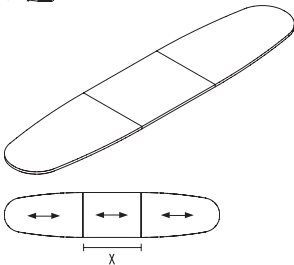


HPL Surfaces (\$)

	Approx. number of places	Section	W x D (in)	X	Y	W x D (mm)	X	Y	Code	All Laminate (\$)	HPL Surfaces (\$)
<b>Oval tops</b> 	11	2	108 x 48			2700 x 1200			T___-048108	1,716	2,272
	12	2	120 x 48			3000 x 1200			T___-048120	1,848	2,406
	12	2	132 x 48			3300 x 1200			T___-048132	1,987	2,525
	13	2	144 x 48			3600 x 1200			T___-048144	2,120	2,678
	14	2	156 x 48			3900 x 1200			T___-048156	2,246	2,871
	15	2	168 x 48			4200 x 1200			T___-048168	2,386	3,044
	16	2	180 x 48			4500 x 1200			T___-048180	2,518	3,243
	17	2	192 x 48			4800 x 1200			T___-048192	2,644	3,422
	11	2	108 x 54			2700 x 1350			T___-054108	1,840	2,358
	12	2	120 x 54			3000 x 1350			T___-054120	2,000	2,513
	13	2	132 x 54			3300 x 1350			T___-054132	2,155	2,666
	14	2	144 x 54			3600 x 1350			T___-054144	2,325	2,810
	15	2	156 x 54			3900 x 1350			T___-054156	2,505	2,978
	15	2	168 x 54			4200 x 1350			T___-054168	2,671	3,135
	16	2	180 x 54			4500 x 1350			T___-054180	2,844	3,283
	17	2	192 x 54			4800 x 1350			T___-054192	3,010	3,436

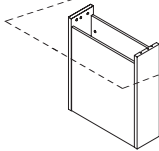


1½" thick. Packed in 2 boxes.  
Grommet option, add: GC: \$67 / G2: \$132 / G3: \$200.  
Module option, add: PC: \$464 / P2: \$930 / P3: \$1,394.  
Two-tone combination, specify N or S edge only.

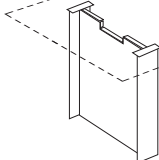

Specify the finish (5, 6). Specify the edge (N, S, 1, 2). Grommet option, specify the accent color (A, S) or specify N for no grommet.

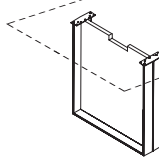
<b>Oval tops</b> 	Approx. number of places	Section	W x D (in)	X	Y	W x D (mm)	X	Y	Code	All Laminate (\$)	HPL Surfaces (\$)
	18	3	204 x 48	60		5100 x 1200	1500		T___-048204	3,049	4,041
	20	3	216 x 48	60		5400 x 1200	1500		T___-048216	3,250	4,305
	22	3	228 x 48	60		5700 x 1200	1500		T___-048228	3,430	4,564
	24	3	240 x 48	60		6000 x 1200	1500		T___-048240	3,621	4,832
	24	3	252 x 48	60		6300 x 1200	1500		T___-048252	3,801	5,091
	20	3	204 x 54	60		5100 x 1350	1500		T___-054204	3,302	4,133
	22	3	216 x 54	60		5400 x 1350	1500		T___-054216	3,430	4,425
	22	3	228 x 54	60		5700 x 1350	1500		T___-054228	3,555	4,725
	24	3	240 x 54	60		6000 x 1350	1500		T___-054240	3,682	4,997
	24	3	252 x 54	60		6300 x 1350	1500		T___-054252	3,815	5,270

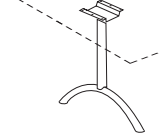
1½" thick. Packed in 3 boxes.  
Grommet option, add: GC: \$67 / G2: \$132 / G3: \$200.  
Module option, add: PC: \$464 / P2: \$930 / P3: \$1,394.  
Two-tone combination, specify N or S edge only.

Specify the finish (5, 6). Specify the edge (N, S, 1, 2). Grommet option, specify the accent color (A, S) or specify N for no grommet.


<b>BASES</b>	W x D x H (in)	W x D x H (mm)	Code	Price (\$)
<b>Thermofused laminate bases</b> 	<i>This base allows you to connect electric cables to a floor plug. WM at the end of the code indicates a base with 110° hinges and a locked storage unit. Specify the laminate finish.</i>			
	20 x 8 x 28	518 x 200 x 713	TNNN-LB20 	603
	20 x 8 x 28	518 x 200 x 713	TNNN-LB20WM 	757
	24 x 8 x 28	618 x 200 x 713	TNNN-LB24	632
	24 x 8 x 28	618 x 200 x 713	TNNN-LB24WM	803

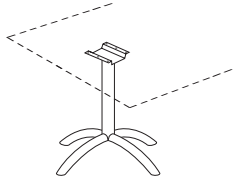
<b>Combined bases</b> 	W x D x H (in)	W x D x H (mm)	Code	Price (\$)
<i>Laminate with Silver anodized aluminum extrusions. Specify the laminate finish. Available in Silver only.</i>				
20 x 6 x 28	530 x 150 x 713	TNNS-CB20 	478	
24 x 6 x 28	630 x 150 x 713	TNNS-CB24	499	

<b>U-shaped combined bases</b> 	W x D x H (in)	W x D x H (mm)	Code	Price (\$)
<i>Laminate with Silver anodized aluminum contour. Specify the laminate finish.</i>				
20 x 6 x 28	530 x 150 x 713	TNNS-UCB20	585	
24 x 6 x 28	630 x 150 x 713	TNNS-UCB24	603	

<b>Metal T-bases</b> 	W x D x H (in)	W x D x H (mm)	Code	Price (\$)
<i>The top plate allows the mounting of a LGC-PC.</i>				
30 x 3 x 28	760 x 75 x 713	TNN_-TB26	360	
35 x 3 x 28	888 x 75 x 713	TNN_-TB33	366	

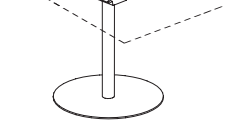
Specify the accent color (A, S).

	W x D x H (in)	W x D x H (mm)	Code	Price (\$)
<b>Metal X-base</b>	<i>The top plate allows the mounting of a LGC-PC.</i>			
	35 x 35 x 28	888 x 888 x 713	TNN_-XB33	723




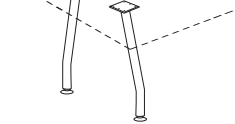
Specify the accent color (A, S).

	W x D x H (in)	W x D x H (mm)	Code	Price (\$)
<b>Metal disc bases</b>	<i>The top plate allows the mounting of a LGC-PC.</i>			
	22 x 4 x 28	559 x 101 x 713	TNN_-DC22	671
	27 x 4 x 28	691 x 101 x 713	TNN_-DC27	819



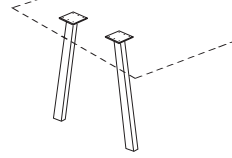
Specify the accent color (A, S).

	W x D x H (in)	W x D x H (mm)	Code	Price (\$)
<b>Metal spider legs</b>	<i>2 legs.</i>			
	8 x 2 x 28	212 x 51 x 713	TNN_-STL2	 464




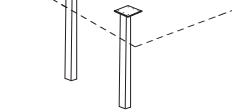
Specify the accent color (A, S).

	W x D x H (in)	W x D x H (mm)	Code	Price (\$)
<b>Metal angled legs</b>	<i>2 legs.</i>			
	9 x 2 x 28	228 x 51 x 713	TNN_-ATL2	486




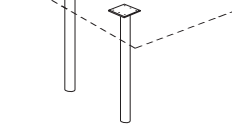
Specify the accent color (A, S).

	W x D x H (in)	W x D x H (mm)	Code	Price (\$)
<b>Metal square legs</b>	<i>2 legs.</i>			
	2 x 2 x 28	51 x 51 x 713	TNN_-QTL2	 273



Specify the accent color (A, S).

	W x D x H (in)	W x D x H (mm)	Code	Price (\$)
<b>Metal round legs</b>	<i>2 legs.</i>			
	2½ x 2½ x 28	64 x 64 x 713	TNN_-VTL2	 273



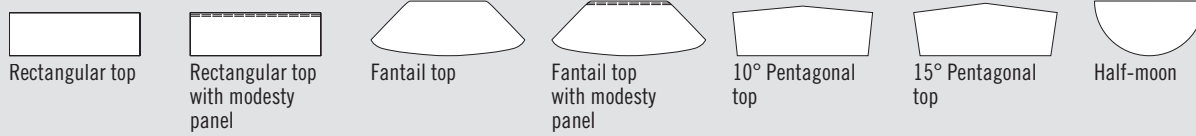
Specify the accent color (A, S).

# MODULAR TABLES

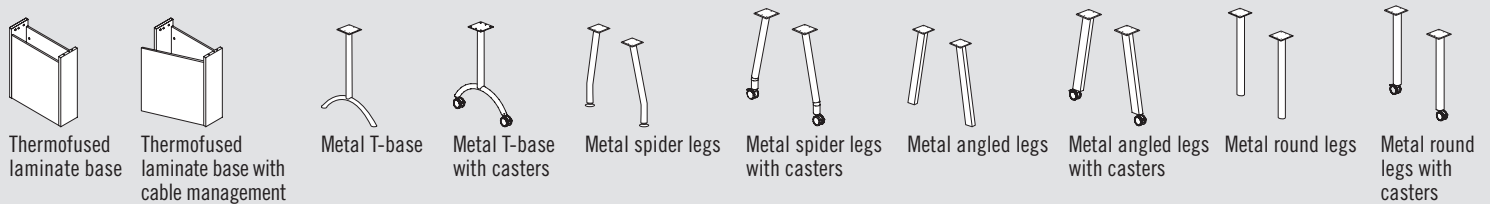
Try a modular table and you'll never want to use anything else. Highly original and adaptable, our freestanding modular tables can be easily configured to your needs and requirements, allowing you to organize all kinds of presentations, training sessions and meetings.

Explore their potential and multiple functionalities to help you find the ideal solution.

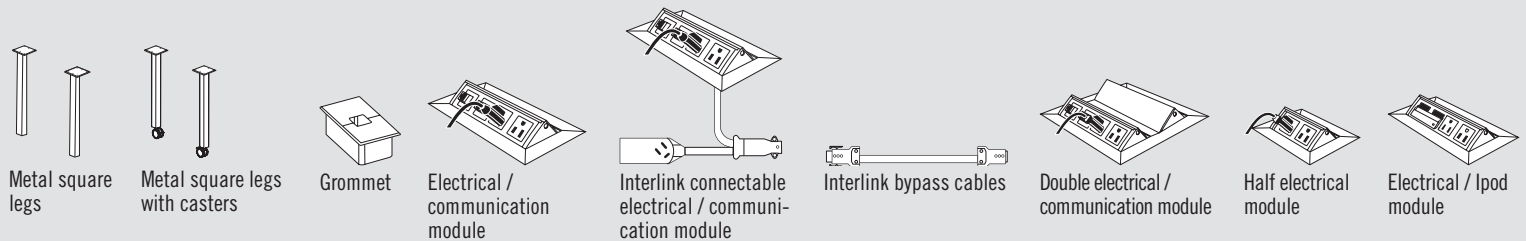
## TOPS



## BASES



## TECHNOLOGY INTEGRATION



## CONSTRUCTION

Table surfaces are made of thermofused laminate panels, finished on both sides. Scratch-resistant (45 lb/ft<sup>3</sup>) tops are 1½" (38 mm) thick and are also offered in high-pressure laminate, adding a thickness of ¼" (1,5 mm). All surface edges are finished with thick thermoplastic polymer edgebanding.



Table surfaces are pre-drilled and position of the bases is assured with metal-on-metal hardware assembly and metal screws. Easy to assemble, all tables meet BIFMA standards.

Connectors are available to attach two modular tables together, offering a quick and practical way to reconfigure your furniture, without the use of tools. Surfaces with a depth of 24" and 30" (600 and 750 mm) are perforated, ready to receive the connector. Refer to the Accessories section, page 140.

The price list includes a column featuring an estimated number of seating places for each table. These numbers are based on the assumption that 28" (700 mm) is the minimum space required for people to work comfortably seated next to each other.

## TABLE SURFACES

- Depths: 24" and 30" (600 and 750 mm)
- Widths (depending on shapes): 36" to 96" (900 to 2400 mm), in increments of 6" (150 mm)

## ACCENT COLORS



S – Silver



A – Anthracite Grey

The accent color applies to non-laminate components such as bases, grommets, and modesty supports.

Exceptions: Power units and Interlink modules are in Silver anodized aluminum.

## EDGEBOARDING

1½" (38 mm) thick tops.

### N edge



Smooth, ¼" (3 mm) thick edge.

The N edge is matched with the finish specified for the surface.

### S edge



Silver edge.

### Textured 1 edge



Textured, ⅝" (4 mm) thick edge.

### Textured 2 edge



The textured 1 and 2 edges are available (and in matching color) ONLY when a BUC, CCL, CER, DCH, ERH, HZN, RAS, SAH or TOM wood grain finish for the surface.

## EDGEBOARDING POSITION

Smooth N & S edgebanding



Textured 1 & 2 edgebanding





**MODESTY PANEL**

It is possible to order rectangular or fantail tops with or without a half-height modesty panel. Modesty panels are made of 3/8" (16 mm) thick thermofused laminate panels finished on both sides. A 1 1/2" (38 mm) space between the work surface and the panel allows wires to pass through. Modesty panels are not available for 10° and 15° pentagonal tops.

**TWO-TONE APPLICATION**


Rectangular or fantail tops for modular tables with optional modesty panel can be ordered in a combination of two finishes. For two-tone applications, the first finish specified will be applied to the surface (grey area) and the second finish specified will be applied to the modesty panel.

**TECHNOLOGY INTEGRATION**

All tables can be ordered with grommets or electrical / communication modules. At the end of the table code, specify the code for the desired cut-out type. Cut-outs for **G** grommets or **P** modules are manufactured in a preset position at the factory.

**P** modules are available with single cord option or with Interlink system which allows multiple units to be connected together in a sequence. Refer to Interlink electrical / communication module section on page 131 for more information.

Modules need to be ordered separately when **P** option is specified. Please see page 147. **G** grommet is included with the surface.



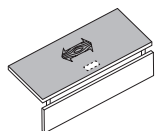
**G** grommet



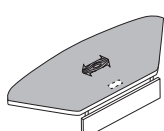
**P** Electrical / communication module

Refer to the Accessories section, page 146 for more electrical / communication modules. Cut-out to be made on-site or special-ordered.

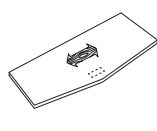
Please refer to the illustrations below for the two-tone application, the wood grain direction and the preset cut-out position for **G** grommets or **P** modules.



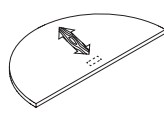
Rectangular top with modesty panel



Fantail top with modesty panel



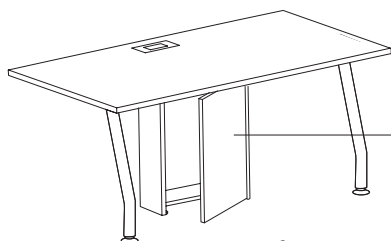
10° or 15° pentagonal top




Half-moon

**WIRE MANAGEMENT SYSTEMS**

The **LB\_\_WM** thermofused laminate base offers a vertical wire management system with a lockable storage unit. It is designed with a 6" (150 mm) recessed bottom that can be positioned above a floor plug. The hinges of the storage unit easily open up to 110°. It is possible to add horizontal PVC wire management channels (LGC-HWMCxx\_(A, S)) under the table's work surface or vertical PVC wire management channels (LGC-VWMC20\_(A, S)) on legs. Please refer to the Accessories section, page 146.



TNNN-LB20WM



LGC-HWMCxx\_(A, S)

LGC-VWMC20\_(A, S)

**MODULAR TABLE BASES**

Refer to the Compatibility Table, on page 116, for the number of bases required for the dimensions of the table's work surface. It is possible to order different types of bases for the same surface. Metal legs are finished with a Silver or Anthracite Grey ultra-resistant, electrostatic paint.

**LEVELERS**

Fixed bases are equipped with levelers that can be adjusted to a height of 1 1/4" (31 mm), except for spider legs, which can be adjusted to a height of 1/2" (12 mm), and 24" (600 mm) T-bases, which can be adjusted to a height of 3/4" (19 mm).



LB20/LB30



LB20WM/LB30WM



TB24



STL2



ATL2



VTL2



QTL2



MTB24



MSTL2



MATL2



MVTL2



MQTL2

**CODIFICATION**

Series	Finish / Thickness	Edgebanding	Options	
			Accent color	Electrical integration / Quantity
<b>T</b>	<b>5</b> Thermofused laminate 1 1/2"	<b>N</b> Smooth edge <b>S</b> Silver edge	<b>N</b> N/A <b>A</b> Anthracite Grey	<b>G</b> No grommet / No module <b>P</b> Cut-out for electrical / communication module
	<b>6</b> High-pressure laminate 1 1/2"	<b>1</b> Textured 1 edge <b>2</b> Textured 2 edge	<b>S</b> Silver	

**ORDERING EXAMPLES**

Rectangular top, 30" x 60", 1 1/2" thick thermofused laminate, smooth edgebanding, modesty panel, cut-out with grommet, Silver. Finish: One-tone in Tuscan Walnut.

**T5NS-RCMM3060 G TWT**

10° pentagonal top, 24" x 60", 1 1/2" thick thermofused laminate, #1 textured edgebanding, cut-out for 1 electrical / communication module. Finish: One-tone in Natural Cherry.

**T51N-PM2460 P NTL**

Fantail top, 24" x 48", 1 1/2" thick high-pressure laminate, smooth edgebanding, modesty panel. Finish: Two-tone in Tuscan Walnut and Willow Grey.

**T6NN-FTMM2448 TWT/WGR**








**READY TO SHIP IN 5 DAYS!**

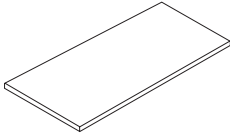
Several suggested layouts, components and accessories identified by this pictogram are part of the **Lacasse quick delivery program**.

Please refer to page 3 for complete program details.



COMPATIBILITY CHART – MODULAR TABLES

		BASE OPTIONS						
								
		TB24 + LB20	STL2 + LB20 ATL2 + LB20 QTL2 + LB20 VTL2 + LB20	STL2 + LB30 ATL2 + LB30 QTL2 + LB30 VTL2 + LB30 TB24 + LB30	TB24	STL2 ATL2 QTL2 VTL2	MTB24	MSTL2 MATL2 MQTL2 MVTL2
RECTANGULAR PENTAGONAL	SURFACE DEPTHS							
	SURFACE WIDTHS							
24"	48" à 72"	•	•		•	•	•	•
	78" à 96"	•			•	•		
	48" à 72"	•	•		•	•	•	•
	78" à 96"	•			•	•		
30"	36" à 42"				•	•	•	•
	48" à 60"	•	•		•	•	•	•
	42"				•	•	•	•
	48" à 60"	•	•		•	•	•	•
HALF-MOON	30"	60"			•	•	•	•

Rectangular tops	Approx. number of places	W x D (in)	X	Y	Z	W x D (mm)	X	Y	Z	Code	All Laminate (\$)	HPL Surfaces (\$)
	1	48 x 24				1200 x 600				T__-RCM2448	505	658
	2	54 x 24				1350 x 600				T__-RCM2454	552	705
	2	60 x 24				1500 x 600				T__-RCM2460	592	752
	2	66 x 24				1650 x 600				T__-RCM2466	625	819
	2	72 x 24				1800 x 600				T__-RCM2472	671	864
	3	78 x 24				1950 x 600				T__-RCM2478	705	918
	3	84 x 24				2100 x 600				T__-RCM2484	744	975
	3	90 x 24				2250 x 600				T__-RCM2490	803	1,051
	3	96 x 24				2400 x 600				T__-RCM2496	842	1,101
	1	48 x 30				1200 x 750				T__-RCM3048	566	744
	2	54 x 30				1350 x 750				T__-RCM3054	603	803
	2	60 x 30				1500 x 750				T__-RCM3060	637	852
	2	66 x 30				1650 x 750				T__-RCM3066	685	918
	2	72 x 30				1800 x 750				T__-RCM3072	723	970
	3	78 x 30				1950 x 750				T__-RCM3078	777	1,051
	3	84 x 30				2100 x 750				T__-RCM3084	837	1,109
	3	90 x 30				2250 x 750				T__-RCM3090	884	1,183
	3	96 x 30				2400 x 750				T__-RCM3096	944	1,242

Specify the finish (5, 6). Specify the edge (N, S, 1, 2). Grogmet option, specify the accent color (A, S) or specify N for no grogmet.

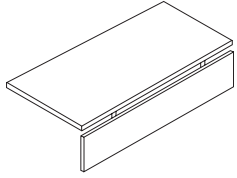
FOR P OPTION: REFER TO PAGE 149 FOR PC MODULE OR PAGE 131 FOR INTERLINK CONNECTION MODULE. SOME RESTRICTIONS APPLY. SEE INSTRUCTIONS BEFORE PLACING ORDER.

# QUORUM MULTICONFERENCE – MODULAR TABLES



All  
Laminate  
(\$)  
HPL  
Surfaces  
(\$)

## Rectangular tops with modesty panel

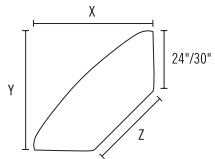
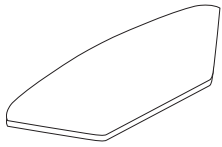


1½" thick. Laminate modesty panel  
⅝" thick. 2 supports included.  
Grommet option, add: G: \$67.  
Specify the accent color (A, S).  
Module cut-out option, add: P  
at the end of the code.

Approx. number of places	W x D (in)	X	Y	Z	W x D (mm)	X	Y	Z	Code	All Laminate (\$)	HPL Surfaces (\$)
1	48 x 24				1200 x 600				T___-RCMM2448	711	842
2	54 x 24				1350 x 600				T___-RCMM2454	744	890
2	60 x 24				1500 x 600				T___-RCMM2460	792	957
2	66 x 24				1650 x 600				T___-RCMM2466	837	1,010
2	72 x 24				1800 x 600				T___-RCMM2472	878	1,085
3	78 x 24				1950 x 600				T___-RCMM2478	944	1,142
3	84 x 24				2100 x 600				T___-RCMM2484	991	1,216
3	90 x 24				2250 x 600				T___-RCMM2490	1,057	1,296
3	96 x 24				2400 x 600				T___-RCMM2496	1,101	1,353
1	48 x 30				1200 x 750				T___-RCMM3048	744	944
2	54 x 30				1350 x 750				T___-RCMM3054	803	991
2	60 x 30				1500 x 750				T___-RCMM3060	852	1,063
2	66 x 30				1650 x 750				T___-RCMM3066	909	1,125
2	72 x 30				1800 x 750				T___-RCMM3072	957	1,197
3	78 x 30				1950 x 750				T___-RCMM3078	1,010	1,275
3	84 x 30				2100 x 750				T___-RCMM3084	1,085	1,348
3	90 x 30				2250 x 750				T___-RCMM3090	1,137	1,428
3	96 x 30				2400 x 750				T___-RCMM3096	1,204	1,502

Specify the finish (5, 6). Specify the edge (N, S, 1, 2). Specify the accent color (A, S).

## Fantail tops

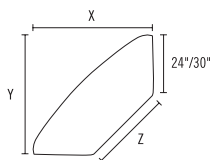
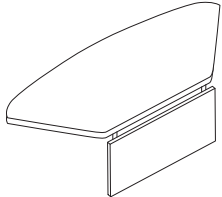


1½" thick.  
Grommet option, add: G: \$67.  
Specify the accent color (A, S).  
Module cut-out option, add: P  
at the end of the code.

1	50 x 24	36	36	13⅞	1273 x 610	900	900	335	T___-FTM2436	558	698
1	58 x 24	42	42	21½	1485 x 610	1050	1050	547	T___-FTM2442	592	730
2	67 x 24	48	48	29⅞	1697 x 610	1200	1200	759	T___-FTM2448	612	777
2	75 x 24	54	54	38¼	1909 x 610	1350	1350	971	T___-FTM2454	637	824
2	83 x 24	60	60	46½	2121 x 610	1500	1500	1183	T___-FTM2460	671	864
1	58 x 28	42	42	13⅞	1485 x 715	1050	1050	335	T___-FTM3042	632	824
2	67 x 28	48	48	21½	1697 x 715	1200	1200	541	T___-FTM3048	678	878
2	75 x 28	54	54	29⅞	1909 x 715	1350	1350	759	T___-FTM3054	705	944
2	83 x 28	60	60	46½	2121 x 715	1500	1500	971	T___-FTM3060	752	1,016

Specify the finish (5, 6). Specify the edge (N, S, 1, 2). Grommet option, specify the accent color (A, S) or specify N for no grommet.

## Fantail tops with modesty panel



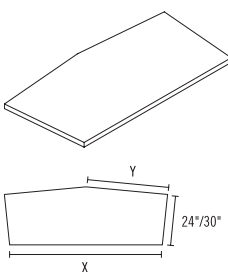
1½" thick. Laminate modesty panel  
⅝" thick. 2 supports included.  
Grommet option, add: G: \$67.  
Specify the accent color (A, S).  
Module cut-out option, add: P  
at the end of the code.

1	50 x 24	36	36	13⅞	1273 x 610	900	900	335	T___-FTMM2436	757	909
2	58 x 24	42	42	21½	1485 x 610	1050	1050	547	T___-FTMM2442	811	950
2	67 x 24	48	48	29⅞	1697 x 610	1200	1200	759	T___-FTMM2448	837	998
2	75 x 24	54	54	38¼	1909 x 610	1350	1350	971	T___-FTMM2454	864	1,057
3	83 x 24	60	60	46½	2121 x 610	1500	1500	1183	T___-FTMM2460	909	1,101
2	58 x 28	42	42	13⅞	1485 x 715	1050	1050	335	T___-FTMM3042	858	1,051
2	67 x 28	48	48	21½	1697 x 715	1200	1200	541	T___-FTMM3048	909	1,109
2	75 x 28	54	54	29⅞	1909 x 715	1350	1350	759	T___-FTMM3054	944	1,183
3	83 x 28	60	60	46½	2121 x 715	1500	1500	971	T___-FTMM3060	991	1,262

Specify the finish (5, 6). Specify the edge (N, S, 1, 2). Specify the accent color (A, S).

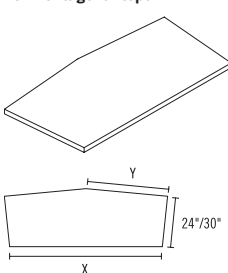



HPL Surfaces (\$)

	Approx. number of places	W x D (in)	X	Y	Z	W x D (mm)	X	Y	Z	Code	All Laminate (\$)	HPL Surfaces (\$)
<b>10° Pentagonal tops</b> 	2	51 <sup>3</sup> / <sub>8</sub> x 25 <sup>7</sup> / <sub>8</sub>	48	25 <sup>1</sup> / <sub>2</sub>		1304 x 654	1200	648		T___-PM2448	597	757
	2	57 <sup>3</sup> / <sub>8</sub> x 26	54	28 <sup>1</sup> / <sub>2</sub>		1454 x 661	1350	724		T___-PM2454	625	819
	2	63 <sup>1</sup> / <sub>2</sub> x 26 <sup>3</sup> / <sub>8</sub>	60	31 <sup>1</sup> / <sub>2</sub>		1604 x 667	1500	799		T___-PM2460	658	864
	2	69 x 26 <sup>1</sup> / <sub>2</sub>	66	34 <sup>1</sup> / <sub>2</sub>		1754 x 674	1650	874		T___-PM2466	698	923
	2	75 x 26 <sup>7</sup> / <sub>8</sub>	72	37 <sup>3</sup> / <sub>8</sub>		1904 x 681	1800	949		T___-PM2472	730	970
	3	81 x 27	78	40 <sup>3</sup> / <sub>8</sub>		2054 x 687	1950	1025		T___-PM2478	777	1,042
	3	86 <sup>7</sup> / <sub>8</sub> x 27 <sup>3</sup> / <sub>8</sub>	84	43 <sup>3</sup> / <sub>8</sub>		2204 x 694	2100	1100		T___-PM2484	837	1,101
	2	64 <sup>3</sup> / <sub>8</sub> x 32 <sup>1</sup> / <sub>4</sub>	60	32		1630 x 818	1500	812		T___-PM3060	739	1,005
	2	70 x 31 <sup>1</sup> / <sub>2</sub>	66	35		1780 x 825	1650	887		T___-PM3066	777	1,070
	2	76 x 32 <sup>3</sup> / <sub>4</sub>	72	38		1930 x 831	1800	963		T___-PM3072	824	1,117
3	82 x 33	78	40 <sup>7</sup> / <sub>8</sub>		2080 x 838	1950	1038		T___-PM3078	864	1,183	
3	87 <sup>7</sup> / <sub>8</sub> x 32 <sup>1</sup> / <sub>4</sub>	84	43 <sup>7</sup> / <sub>8</sub>		2230 x 844	2100	1113		T___-PM3084	923	1,235	


1<sup>1</sup>/<sub>2</sub>" thick.  
Grommet option, add: G: \$67.  
Module cut-out option, add: P at the end of the code.

Specify the finish (5, 6). Specify the edge (N, S, 1, 2). Grommet option, specify the accent color (A, S) or specify N for no grommet.

<b>15° Pentagonal tops</b> 	2	53 <sup>3</sup> / <sub>8</sub> x 27	48	26 <sup>1</sup> / <sub>2</sub>		1356 x 683	1200	674		T___-PM24485	597	757
	2	59 <sup>9</sup> / <sub>16</sub> x 27 <sup>5</sup> / <sub>16</sub>	54	29 <sup>1</sup> / <sub>2</sub>		1506 x 693	1350	750		T___-PM24545	625	819
	2	65 <sup>1</sup> / <sub>4</sub> x 27 <sup>3</sup> / <sub>4</sub>	60	32 <sup>1</sup> / <sub>2</sub>		1656 x 703	1500	826		T___-PM24605 	658	864
	2	71 x 28	66	35 <sup>1</sup> / <sub>2</sub>		1806 x 713	1650	901		T___-PM24665	698	923
	2	77 x 28 <sup>3</sup> / <sub>8</sub>	72	38 <sup>1</sup> / <sub>2</sub>		1956 x 722	1800	977		T___-PM24725	730	970
	3	83 x 28 <sup>7</sup> / <sub>8</sub>	78	41 <sup>1</sup> / <sub>2</sub>		2106 x 732	1950	1053		T___-PM24785	777	1,042
	3	88 <sup>7</sup> / <sub>8</sub> x 29 <sup>1</sup> / <sub>4</sub>	84	44 <sup>1</sup> / <sub>2</sub>		2256 x 742	2100	1128		T___-PM24845	837	1,101
	2	66 <sup>3</sup> / <sub>4</sub> x 33 <sup>5</sup> / <sub>8</sub>	60	33 <sup>1</sup> / <sub>4</sub>		1695 x 854	1500	845		T___-PM30605	739	1,005
	2	72 <sup>5</sup> / <sub>8</sub> x 34	66	36 <sup>1</sup> / <sub>4</sub>		1845 x 864	1650	920		T___-PM30665	777	1,070
	2	78 <sup>1</sup> / <sub>2</sub> x 34 <sup>3</sup> / <sub>8</sub>	72	39 <sup>1</sup> / <sub>4</sub>		1995 x 874	1800	997		T___-PM30725	824	1,117
3	84 <sup>1</sup> / <sub>2</sub> x 34 <sup>7</sup> / <sub>8</sub>	78	42 <sup>1</sup> / <sub>4</sub>		2145 x 884	1950	1072		T___-PM30785	864	1,183	
3	90 <sup>3</sup> / <sub>8</sub> x 35 <sup>1</sup> / <sub>4</sub>	84	45 <sup>1</sup> / <sub>8</sub>		2295 x 893	2100	1148		T___-PM30845	923	1,235	

1<sup>1</sup>/<sub>2</sub>" thick.  
Grommet option, add: G: \$67.  
Module cut-out option, add: P at the end of the code.

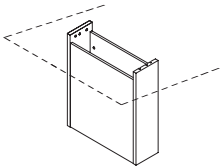
Specify the finish (5, 6). Specify the edge (N, S, 1, 2). Grommet option, specify the accent color (A, S) or specify N for no grommet.

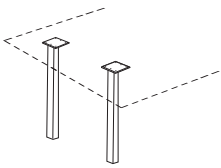
<b>Half-moon tops</b> 	2	60 x 30				1500 x 750				T___-HRM3060	711	909
--	---	---------	--	--	--	------------	--	--	--	--------------	-----	-----

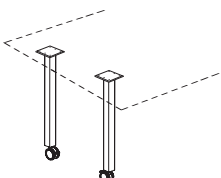
1<sup>1</sup>/<sub>2</sub>" thick.  
Grommet option, add: G: \$67.  
Specify the finish (A, S).  
Module cut-out option, add: P at the end of the code.

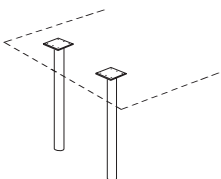
Specify the finish (5, 6). Specify the edge (N, S, 1, 2). Grommet option, specify the accent color (A, S) or specify N for no grommet.

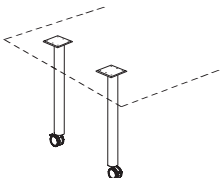
# QUORUM MULTICONFERENCE – MODULAR TABLES

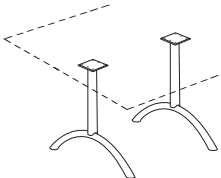
	W x D x H (in)	W x D x H (mm)	Code	Price (\$)
<b>Thermofused laminate bases</b>	<i>This base allows you to connect electric cables to a floor plug. WM at the end of the code indicates a base with 110° hinges and a locked storage unit. Specify the laminate finish.</i>			
	20 x 8 x 28	518 x 200 x 713	TNNN-LB20	603
	20 x 8 x 28	518 x 200 x 713	TNNN-LB20WM	757
	30 x 8 x 28	768 x 200 x 713	TNNN-LB30	678
	30 x 8 x 28	768 x 200 x 713	TNNN-LB30WM	837

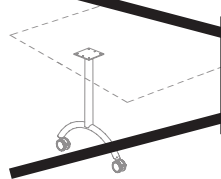
<b>Metal square legs</b>	<i>2 legs.</i>			
	2 x 2 x 28	51 x 51 x 713	TNN_-QTL2	273
	Specify the accent color (A, S).			

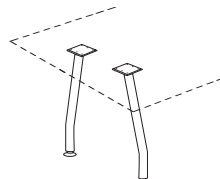
<b>Metal square legs with casters</b>	<i>2 legs. Casters with brakes.</i>			
	2 x 2 x 28	51 x 51 x 713	TNN_-MQL2	273
	Specify the accent color (A, S).			

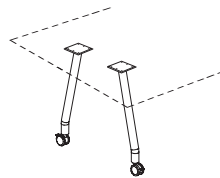
<b>Metal round legs</b>	<i>2 legs.</i>			
	2½ x 2½ x 28	64 x 64 x 713	TNN_-VTL2	273
	Specify the accent color (A, S).			

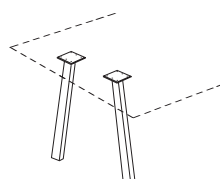
<b>Metal round legs with casters</b>	<i>2 legs. Casters with brakes.</i>			
	2½ x 2½ x 28	64 x 64 x 713	TNN_-MRTL2	273
	Specify the accent color (A, S).			

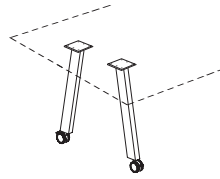
<b>Metal T-bases</b>	<i>2 legs.</i>			
	23 x 2 x 28	588 x 51 x 713	TNN_-TB24	545
	Specify the accent color (A, S).			

	W x D x H (in)	W x D x H (mm)	Code	Price (\$)
<b>Metal T-bases with casters</b>	<i>2 legs. Casters with brakes.</i>			
	21 x 2 x 28	531 x 51 x 713	TNN_-MTP24	545
<b>Items discontinued</b>				

<b>Metal spider legs</b>	<i>2 legs. Aluminum levelers.</i>			
	8 x 2 x 28	212 x 51 x 713	TNN_-STL2	464
	Specify the accent color (A, S).			

<b>Metal spider legs with casters</b>	<i>2 legs. Casters with brakes.</i>			
	8 x 2 x 28	212 x 51 x 713	TNN_-MSTL2	545
	Specify the accent color (A, S).			

<b>Metal angled legs</b>	<i>2 legs.</i>			
	9 x 2 x 28	228 x 51 x 713	TNN_-ATL2	486
	Specify the accent color (A, S).			

<b>Metal angled legs with casters</b>	<i>2 legs. Casters with brakes.</i>			
	9 x 2 x 28	228 x 51 x 713	TNN_-MATL2	486
	Specify the accent color (A, S).			



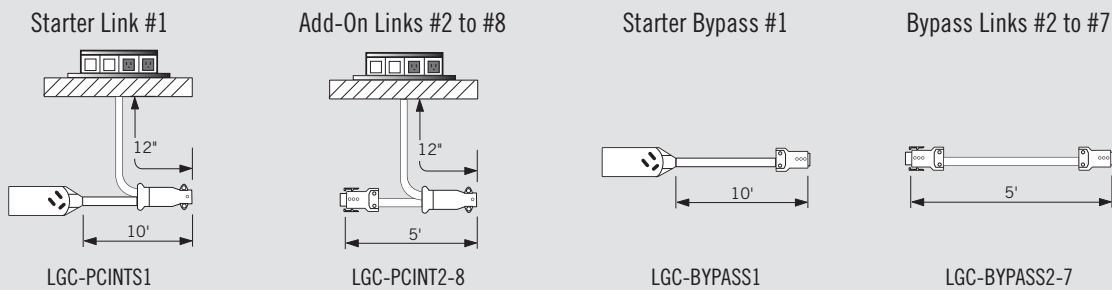
# INTERLINK ELECTRICAL & COMMUNICATION MODULES

- When multiple power modules are needed for modular tables, but there is not necessary power supply to do so, then Interlink Electrical and Communication modules are the solution. Interlink allows the connection of one power module to the next, providing power for all of them in the series. Designed specifically for movable furniture, Interlink allows you to configure your workspace exactly how you want it.
- Single circuit power.
- Interlink Electrical and Communication module allows the possibility to add two outlets for fax, phone, or computer.
- Up to 8 duplex devices, 40 ft maximum total length.
- Links are numbered and color-coded and must be connected in sequence, for example, black with black, red with red. It is an electrical system easy to connect and disconnect.
- Bypass Links: required for tables over 60" (1500 mm) in length, are color and number coded exactly like the links, must be connected in sequence. For each bypass link included in the connection, one link must be deducted to have a maximum of 8 units overall.
- Anodized aluminum finish.
- UL recognized electrical power module component per UL 962.

To have 8 tables connected on-line, they must be smaller or equal to 60" (1500 mm) in length. If the tables measure more than 60" in length, the links must be connected with a bypass link.

\*Remember to use adhesive wire channel LGC-HWMC\_\_ to manage wires.  
Refer to the Accessories section, page 146.

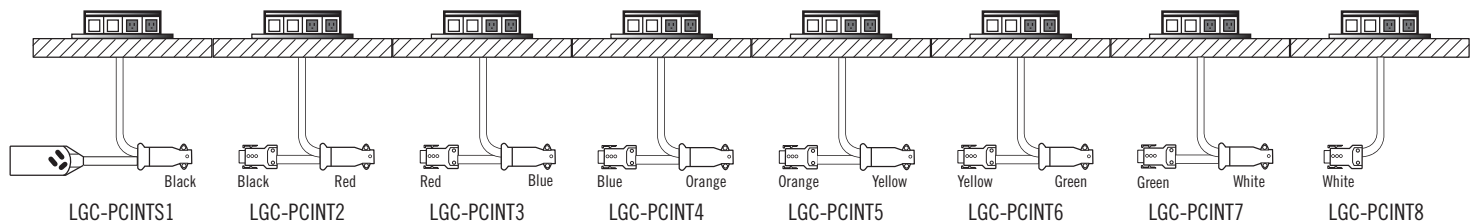
## COMPONENTS OF THE INTERLINK SYSTEM: STARTER AND ADD-ON



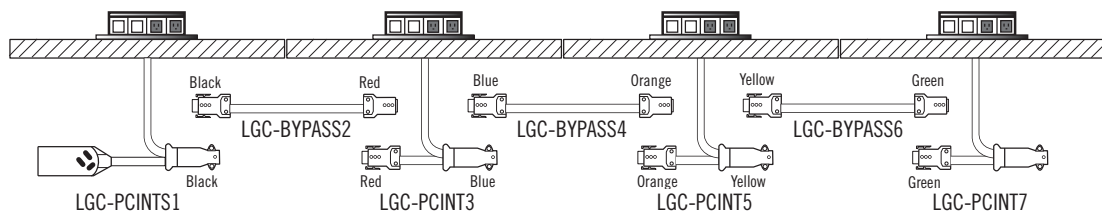
## HOW TO CONNECT THE INTERLINK UNITS WITH EACH OTHER

Links and Bypass Links must be connected in sequence:

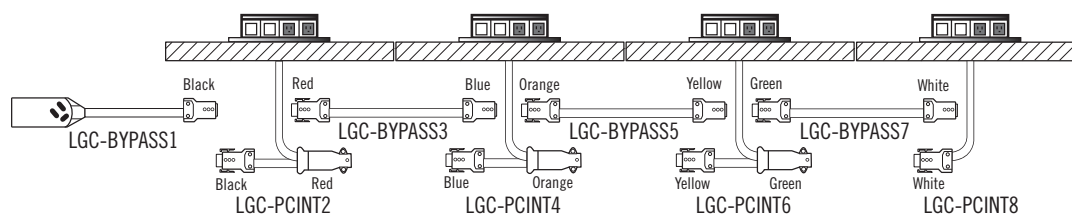
- Example with 8 tables of 60": 8 Links, no Bypass Links



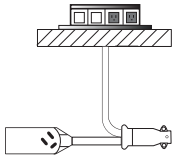
- Example with 4 tables of 96": 4 Links, 3 Bypass Links



- Example with 4 tables of 72": 4 Links. Since the first Link is placed at more than 10 ft from the power source, the connection starts with the starter Bypass #1.



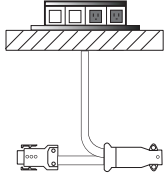
**Starter electrical link module #1**



8¼ x 4¾ x 3"  
212 x 110 x 75 mm

Description	Color	Code	Price (\$)
<i>2 electrical outlets. Can accommodate 2 computer jack models for AMP or Panduit, fax, telephone. 10' cord with wall outlet. Anodized aluminum.</i>			
Starter link #1	Black	<b>LGC-PCINTS1</b>	<b>585</b>

**Electrical link modules**



8¼ x 4¾ x 3"  
212 x 110 x 75 mm


<i>2 electrical outlets. Can accommodate 2 computer jack models for AMP or Panduit, fax, telephone. 5' cord. Anodized aluminum.</i>			
Add-on Link #2	Black/Red	<b>LGC-PCINT2</b>	<b>505</b>
Add-on Link #3	Red/Blue	<b>LGC-PCINT3</b>	<b>505</b>
Add-on Link #4	Blue/Orange	<b>LGC-PCINT4</b>	<b>505</b>
Add-on Link #5	Orange/Yellow	<b>LGC-PCINT5</b>	<b>505</b>
Add-on Link #6	Yellow/Green	<b>LGC-PCINT6</b>	<b>505</b>
Add-on Link #7	Green/White	<b>LGC-PCINT7</b>	<b>505</b>
Add-on Link #8	White	<b>LGC-PCINT8</b>	<b>505</b>

**Starter bypass cable #1**



Description	Color	Code	Price (\$)
<i>Used when modular table is farther than 5' from power supply. 10' cord with wall outlet.</i>			
Bypass Starter #1	Black	<b>LGC-BYPASS1</b>	<b>219</b>

**Bypass cables**



<i>To connect electrical link modules to each other, when modular tables are 66" (1650 mm) or longer. 5' cord.</i>			
Bypass Link #2	Black/Red	<b>LGC-BYPASS2</b>	<b>146</b>
Bypass Link #3	Red/Blue	<b>LGC-BYPASS3</b>	<b>146</b>
Bypass Link #4	Blue/Orange	<b>LGC-BYPASS4</b>	<b>146</b>
Bypass Link #5	Orange/Yellow	<b>LGC-BYPASS5</b>	<b>146</b>
Bypass Link #6	Yellow/Green	<b>LGC-BYPASS6</b>	<b>146</b>
Bypass Link #7	Green/White	<b>LGC-BYPASS7</b>	<b>146</b>

# TRAINING TABLES

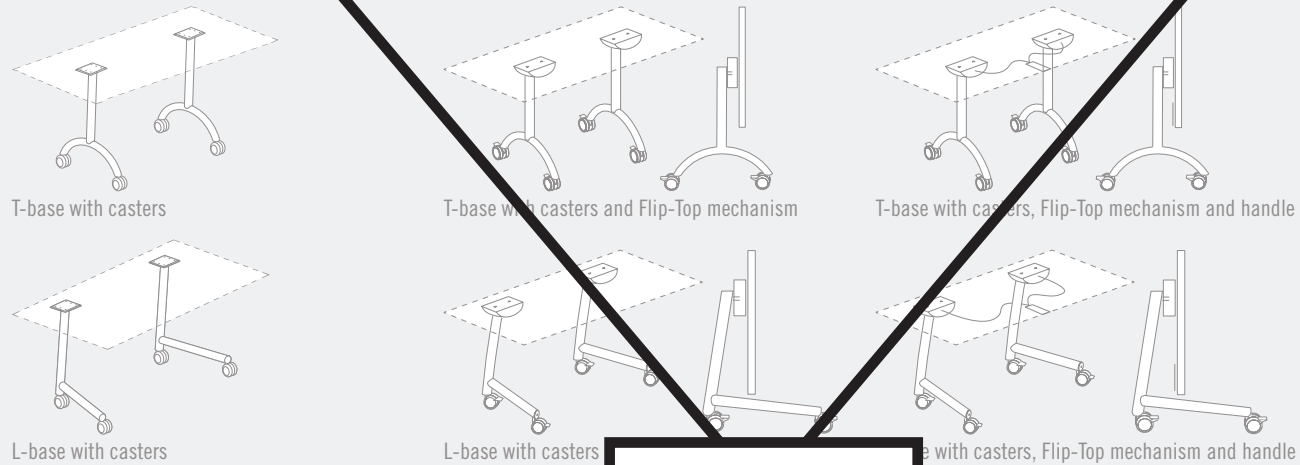
Coordinate shapes and sizes in record times as your needs change. With four locking casters and an optional Flip-Top mechanism that allows you to fold the top down, our training tables can be nested together, moved and stored away, depending on your daily activities.

Finally, a training table that truly makes your life easier!

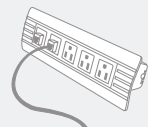
## TOPS



## BASES



## TECHNOLOGY INTEGRATION



Removable electrical / communication module

**Items discontinued**

## CONSTRUCTION

Table surfaces are made of thermofused laminate panels, finished on both sides. Scratch-resistant (45 lb/ft<sup>2</sup>) tops are 1" (25 mm) thick and are also offered in high-pressure laminate, adding a thickness of 1/16" (1,5 mm). All surface edges are finished with thick thermoplastic polymer edgebanding.



Table surfaces are pre-drilled and bases are easy to position with metal-on-metal hardware assembly and metal screws. Easy to assemble, all tables meet BIFMA standards.

Connectors are available to attach two training tables together, offering a quick and practical way to reconfigure your workspace, without the use of tools. Surfaces with a depth of 24" and 30" (600 and 750 mm) are perforated, ready to receive the connector. Refer to the Accessories section, page 146.

The price list includes a column featuring an estimated number of seating places for each table. These numbers are based on the assumption that 28" (700 mm) is the minimum space required for people to work comfortably seated next to each other.

## SURFACES

- Depths: 24" and 30" (600 and 750 mm)
- Widths: 48" to 72" (1200 to 1800 mm), in increments of 6" (150 mm)

## EDGE BANDING

1" (25 mm) thick tops.

### N Edge



Smooth, 1/8" (3 mm) thick edge.

The N edge is matched with the finish specified for the surface.

### S Edge



Silver edge

## ACCENT COLORS



S – Silver



A – Anthracite Grey

The accent color applies to non-laminate components such as bases and modesty supports.


Exceptions: Flip-Top mechanisms and electrical modules.

**EDGE BANDING POSITION**

Smooth M & S edgebanding

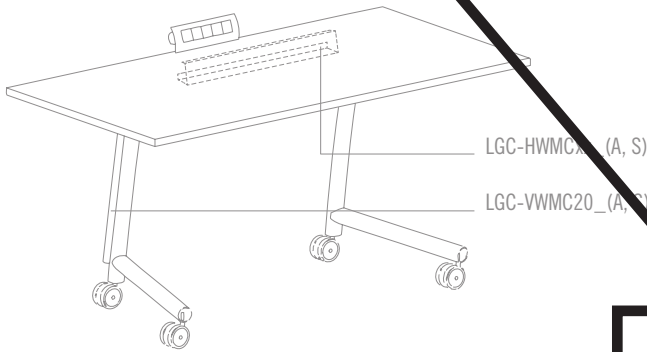


**TECHNOLOGY INTEGRATION AND WIRE MANAGEMENT SYSTEMS**



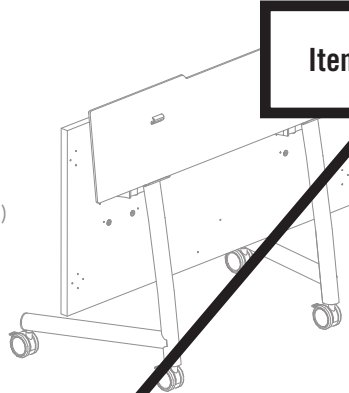
An LGC-PCS (available in Silver only) electrical / communication module is available. This removable module can be quickly installed on the work surface, without the use of tools.

It is possible to add horizontal PVC wire management channels (LGC-HWMCxx\_(A, S)) under the table's work surface or vertical PVC wire management channels (LGC-VWMC20\_(A, S)) on L- or T-bases. **Please refer to the Accessories section, page 146.**



**MODESTY PANEL OPTION**

- Folds by gravity and allows tables to be nested
- Translucent acrylic
- Support brackets are finished in Silver (S) or Anthracite Grey (A)

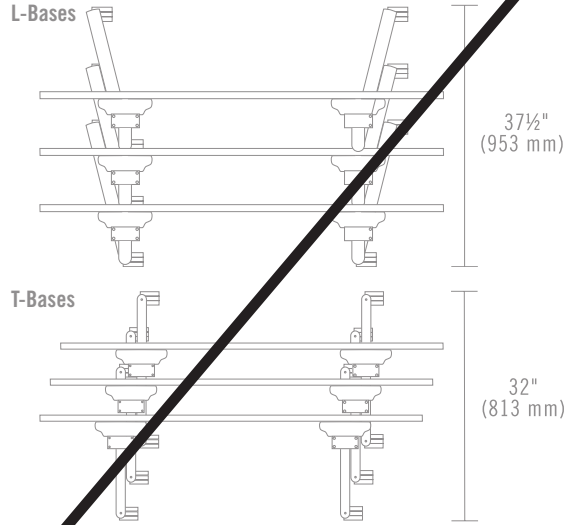


**BASES FOR TRAINING TABLES**

Metal L- and T-bases are available for all work surfaces and are finished with Silver or Anthracite Grey ultra-resistant, electrostatic paint. All bases feature 3" (75 mm) diameter casters with brakes. Capacity: 100 lb (45 kg) per caster.

With L- or T-bases with locking casters and an optional Flip-Top mechanism (available with or without a handle) that allows you to fold the top down, our training tables can be nested to help you move and store them away easily.

Examples of the space required to store three tables:



**Items discontinued**

	Options		
Thickness	Edgebanding	Accent color	
Thermofused laminate 1"	N Smooth edge	N No accent	
High-pressure laminate 1"	S Silver edge	A Anthracite Grey	
		S Silver	

**ORDERING EXAMPLES**

Rectangular top, 24" x 60", 1" thick thermofused laminate, smooth edgebanding. Finish: Tuscany Walnut.

**T1NN-RCT2460 TW**

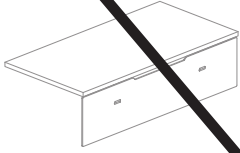
Wave top, 24" x 48", 1" thick high-pressure laminate, Silver edgebanding. Finish: Natural Cherry.

**T2SN-WT2448 NTL**

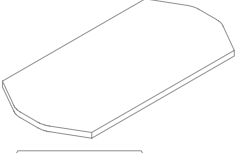
	Applicable number of places	W x D (in)	X	Y	W x D (mm)	X	Y	Code	All Laminate (\$)	HPL Surfaces (\$)	
Rectangular tops  1" thick.	1	48 x 24			1200 x 600			T__N-RCT2448	326	470	
	2	54 x 24			1350 x 600			T__N-RCT2454	366	519	
	2	60 x 24			1500 x 600			T__N-RCT2460	411	578	
	2	66 x 24			1650 x 600			T__N-RCT2466	464	632	
	2	72 x 24			1800 x 600			T__N-RCT2472	519	705	
	1	48 x 30			1200 x 750			T__N-RCT3048	360	552	
	2	54 x 30			1350 x 750			T__N-RCT3054	399	597	
	2	60 x 30			1500 x 750			T__N-RCT3060	445	653	
	2	66 x 30			1650 x 750			T__N-RCT3066	492	711	
	2	72 x 30			1800 x 750			T__N-RCT3072	552	777	

Specify the finish (1, 2). Specify the edge (N, S).



	Approx. number of places	W x D (in)	X	Y	W x D (mm)	X	Y	Code	All Laminate (\$)	Surfaces (\$)
<b>Rectangular tops with modesty panel</b>  1" thick. Translucent modesty panel ¼" thick.	1	48 x 24			1200 x 600			T__-RCTT2448	757	909
	2	54 x 24			1350 x 600			T__-RCTT2454	803	957
	2	60 x 24			1500 x 600			T__-RCTT2460	849	1,005
	2	66 x 24			1650 x 600			T__-RCTT2466	897	1,070
	2	72 x 24			1800 x 600			T__-RCTT2472	957	1,137
	1	48 x 30			1200 x 750			T__-RCTT3048	792	984
	2	54 x 30			1350 x 750			T__-RCTT3054	837	1,036
	2	60 x 30			1500 x 750			T__-RCTT3060	878	1,090
	2	66 x 30			1650 x 750			T__-RCTT3066	930	1,142
	2	72 x 30			1800 x 750			T__-RCTT3072	984	1,216

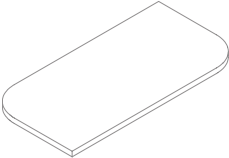
Specify the finish (1, 2). Specify the edge (N, S). Specify the accent color (A, S).

	Approx. number of places	W x D (in)	X	Y	W x D (mm)	X	Y	Code	All Laminate (\$)	Surfaces (\$)
<b>Hexagonal tops</b>  1" thick.	1	48 x 24	36		1200 x 600	900		T__N-HT2448	378	525
	2	54 x 24	42		1350 x 600	1050		T__N-HT2454	420	578
	2	60 x 24	48		1500 x 600	1200		T__N-HT2460	464	625
	2	66 x 24	54		1650 x 600	1350		T__N-HT2466	519	692
	2	72 x 24	60		1800 x 600	1500		T__N-HT2472	578	752
	1	48 x 30	36		1200 x 750	900		T__N-HT3048	411	597
	1	54 x 30	42		1350 x 750	1050		T__N-HT3054	453	637
	2	60 x 30	48		1500 x 750	1200		T__N-HT3060	492	698
	2	66 x 30	54		1650 x 750	1350		T__N-HT3066	552	752
	2	72 x 30	60		1800 x 750	1500		T__N-HT3072	603	831

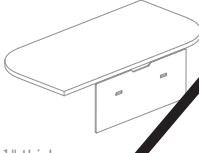
Specify the finish (1, 2). Specify the edge (N, S).

	Approx. number of places	W x D (in)	X	Y	W x D (mm)	X	Y	Code	All Laminate (\$)	Surfaces (\$)
<b>Hexagonal tops with modesty panel</b>  1" thick. Translucent modesty panel ¼" thick.	1	48 x 24			1200 x 600			T__-HTT2448	819	964
	1	54 x 24			1350 x 600			T__-HTT2454	858	1,005
	2	60 x 24			1500 x 600			T__-HTT2460	897	1,063
	2	66 x 24			1650 x 600			T__-HTT2466	957	1,125
	2	72 x 24			1800 x 600			T__-HTT2472	1,005	1,191
	1	48 x 30			1200 x 750			T__-HTT3048	852	1,036
	1	54 x 30			1350 x 750			T__-HTT3054	884	1,077
	2	60 x 30			1500 x 750			T__-HTT3060	930	1,130
	2	66 x 30			1650 x 750			T__-HTT3066	984	1,191
	2	72 x 30			1800 x 750			T__-HTT3072	1,042	1,262

Specify the finish (1, 2). Specify the edge (N, S). Specify the accent color (A, S).

	Approx. number of places	W x D (in)	X	Y	W x D (mm)	X	Y	Code	All Laminate (\$)	Surfaces (\$)
<b>Wave tops</b>  1" thick.	1	48 x 24		13¼	1200 x 600		350	T__N-WT2448	378	525
	2	54 x 24		13¼	1350 x 600		350	T__N-WT2454	420	578
	2	60 x 24		13¼	1500 x 600		350	T__N-WT2460	464	625
	2	66 x 24		13¼	1650 x 600		350	T__N-WT2466	519	692
	2	72 x 24		13¼	1800 x 600		350	T__N-WT2472	578	752
	1	48 x 30		19½	1200 x 750		500	T__N-WT3048	411	597
	2	54 x 30		19½	1350 x 750		500	T__N-WT3054	453	637
	2	60 x 30		19½	1500 x 750		500	T__N-WT3060	492	698
	2	66 x 30		19½	1650 x 750		500	T__N-WT3066	552	752
	2	72 x 30		19½	1800 x 750		500	T__N-WT3072	603	831

Specify the finish (1, 2). Specify the edge (N, S).

	Approx. number of places	W x D (in)	X	Y	W x D (mm)	X	Y	Code	All Laminate (\$)	Surfaces (\$)
<b>Wave tops with modesty panel</b>  1" thick. Translucent modesty panel ¼" thick.	1	48 x 24			1200 x 600			T__-WTT2448	819	964
	2	54 x 24			1350 x 600			T__-WTT2454	858	1,005
	2	60 x 24			1500 x 600			T__-WTT2460	897	1,063
	2	66 x 24			1650 x 600			T__-WTT2466	957	1,125
	2	72 x 24			1800 x 600			T__-WTT2472	1,005	1,191
	1	48 x 30			1200 x 750			T__-WTT3048	852	1,036
	2	54 x 30			1350 x 750			T__-WTT3054	884	1,077
	2	60 x 30			1500 x 750			T__-WTT3060	930	1,130
	2	66 x 30			1650 x 750			T__-WTT3066	984	1,191
	2	72 x 30			1800 x 750			T__-WTT3072	1,042	1,262

Specify the finish (1, 2). Specify the edge (N, S). Specify the accent color (A, S).

**Items discontinued**





	Approx. number of places	W x D (in)	X	Y	W x D (mm)	X	Y	Code	All Laminate (\$)	Surfaces (\$)
Trapezoidal tops  1" thick.	1	48 x 22	29 1/8		1200 x 554	740		T__N-TZT2448	499	658
	2	54 x 22	35		1350 x 554	890		T__N-TZT2454	541	705
	2	60 x 22	41		1500 x 554	1040		T__N-TZT2460	592	752
	2	66 x 22	46 7/8		1650 x 554	1190		T__N-TZT2466	637	824
	2	72 x 22	52 3/4		1800 x 554	1340		T__N-TZT2472	698	884
	1	48 x 27 1/4	24 1/2		1200 x 693	625		T__N-TZT3048	532	718
	2	54 x 27 1/4	30 1/2		1350 x 693	775		T__N-TZT3054	578	757
	2	60 x 27 1/4	36 1/2		1500 x 693	925		T__N-TZT3060	620	824
	2	66 x 27 1/4	42 1/4		1650 x 693	1075		T__N-TZT3066	678	878
	2	72 x 27 1/4	48 1/4		1800 x 693	1225		T__N-TZT3072	730	950

Specify the finish (1, 2). Specify the edge (N, S).

	Approx. number of places	W x D (in)	X	Y	W x D (mm)	X	Y	Code	All Laminate (\$)	Surfaces (\$)
Trapezoidal tops with modesty panel  1" thick. Translucent modesty panel 1/4" thick.	1	48 x 22			1200 x 554			T___-TZTT2448	938	1,096
	2	54 x 22			1350 x 554			T___-TZTT2454	975	1,137
	2	60 x 22			1500 x 554			T___-TZTT2460	1,016	1,191
	2	66 x 22			1650 x 554			T___-TZTT2466	1,077	1,252
	2	72 x 22			1800 x 554			T___-TZTT2472	1,130	1,324
	1	48 x 27 1/4			1200 x 693			T___-TZTT3048	970	1,156
	2	54 x 27 1/4			1350 x 693			T___-TZTT3054	1,005	1,197
	2	60 x 27 1/4			1500 x 693			T___-TZTT3060	1,057	1,252
	2	66 x 27 1/4			1650 x 693			T___-TZTT3066	1,109	1,317
	2	72 x 27 1/4			1800 x 693			T___-TZTT3072	1,170	1,383

Specify the finish (1, 2). Specify the edge (N, S). Specify the accent color (A, S).

	Approx. number of places	W x D (in)	X	Y	W x D (mm)	X	Y	Code	All Laminate (\$)	Surfaces (\$)
Half-moon tops  1" thick.	2	60 x 30			1500 x 750			T__N-HRT3060	558	777

Specify the finish (1, 2). Specify the edge (N, S).

**Items discontinued**

	W x D x H (in)	W x D x H (mm)	Code	Price (\$)
T-bases with casters  2 bases. Casters with brakes. Specify the accent color (A, S).	21 x 2 x 28	531 x 51 x 713	TNN_-MTB24	545

	W x D x H (in)	W x D x H (mm)	Code	Price (\$)
L-bases with casters  2 bases. Casters with brakes. Specify the accent color (A, S).	21 x 7 x 28	531 x 172 x 713	TNN_-MLB24	837

	W x D x H (in)	W x D x H (mm)	Code	Price (\$)
T-bases with casters and Flip-Top mechanism  2 bases. Casters with brakes. Mechanism to flip the tabletop down. Specify the accent color (A, S).	21 x 2 x 28	531 x 51 x 713	TNN_-MTBF24	918

	W x D x H (in)	W x D x H (mm)	Code	Price (\$)
L-bases with casters and Flip-Top mechanism  2 bases. Casters with brakes. Mechanism to flip the tabletop down. Specify the accent color (A, S).	21 x 7 x 28	531 x 172 x 713	TNN_-MLBF24	1,170

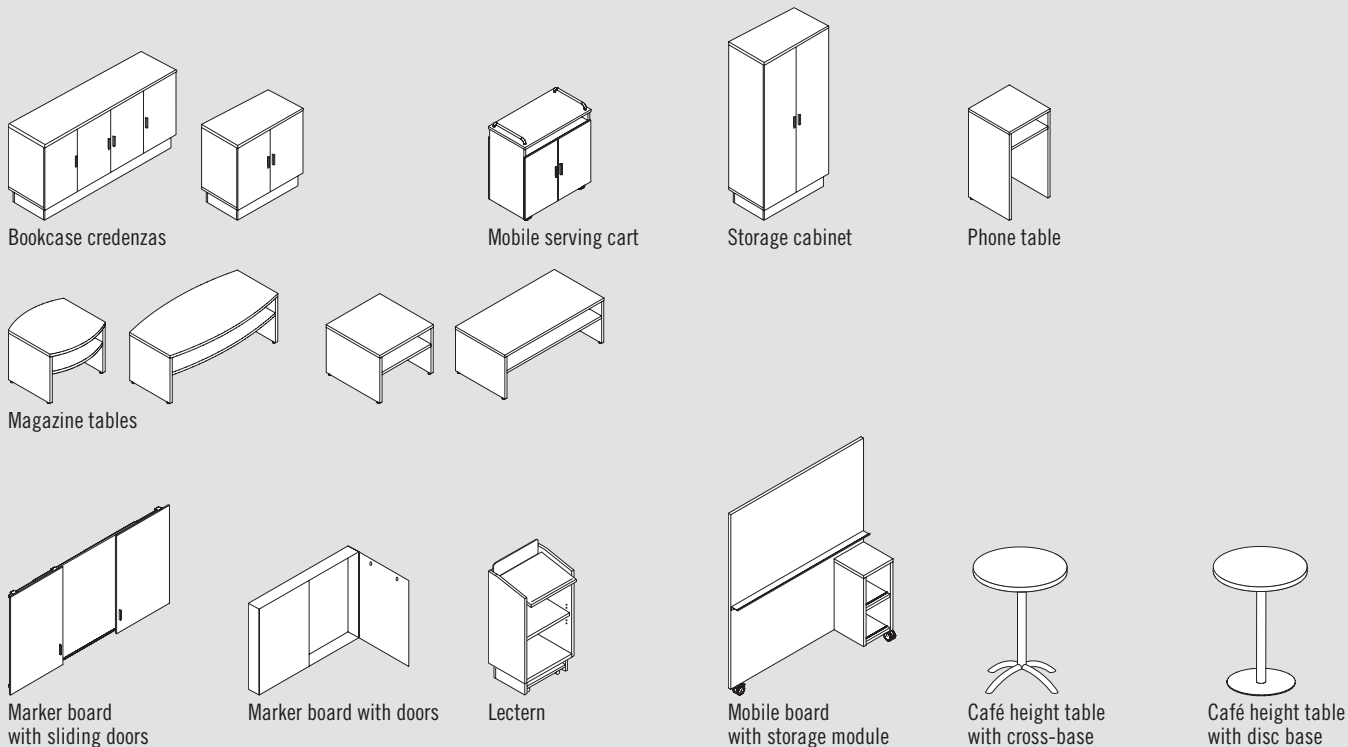
	W x D x H (in)	W x D x H (mm)	Code	Price (\$)
T-bases with casters, Flip-Top mechanism and handle  2 bases. Casters with brakes. Mechanism to flip the tabletop down. Specify the accent color (A, S).	21 x 2 x 28	531 x 51 x 713	TNN_-MTBFH24	1,117

	W x D x H (in)	W x D x H (mm)	Code	Price (\$)
L-bases with casters, Flip-Top mechanism and handle  2 bases. Casters with brakes. Mechanism to flip the tabletop down. Specify the accent color (A, S).	21 x 7 x 28	531 x 172 x 713	TNN_-MLBFH24	1,369

# COMPLEMENTARY FURNITURE

Lectern, marker boards with sliding or hinged doors, mobile board with integrated storage modules, magazine tables and more, our selection of occasional furniture will seduce you. We also offer you a selection of sophisticated bookcase credenzas with rear-mounted grommets or translucent doors, perfect for use with remote controls.

Say "Goodbye" to storage problems!



## CONSTRUCTION

Complementary furniture is made of thermofused laminate panels finished on both sides. Tops are available in thicknesses of 1" or 1½" (25 or 38 mm) and are scratch-resistant (45 lb/ft<sup>2</sup>). Sides are made of 1" (25 mm) thick thermofused laminate panels. The bookcase credenzas and mobile serving carts are also offered in high-pressure laminate, adding a thickness of 1/16" (1,5 mm) to the tops.

Furniture is delivered knockdown, includes metal-on-metal hardware assemblies for ease of assembly and to help maintain the integrity of the product. All furniture meets BIFMA Standards.

## EDGE BANDING

All components are finished with thick thermoplastic polymer edgebanding.

Furniture with 1" and 1½" (25 and 38 mm) thick tops.

Furniture with 1½" (38 mm) thick tops.

### N Edge



Smooth, 1/8" (3 mm).

### S Edge



Silver edge.

### Textured 1 Edge



Textured, 5/32" (4 mm) thick edge.

### Textured 2 Edge



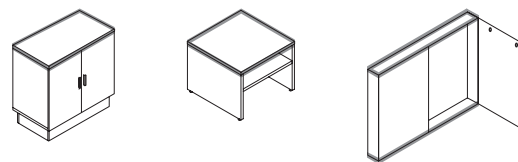
The textured 1 and 2 edges are **available (and in matching color) ONLY** when a BUC, CCL, CER, DCH, ERH, HZN, RAS, SAH or TOM wood grain finish for the surface.

Thick edge. The **N** edge is **matched with the finish specified for the surface.**

## EDGE BANDING POSITION

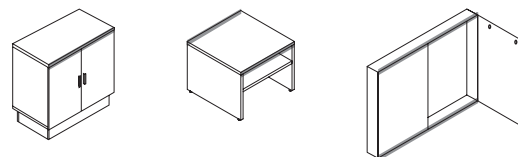
Smooth N & S Edges:

On all four edges of the top for bookcase credenzas, storage cabinets, serving carts and other small occasional tables. On all four edges of the top and bottom for the marker board with doors.



Textured 1 & 2 Edges:

On the front edge of the top for bookcase credenzas and storage cabinets. On the front and back edges of the top for serving carts and other small occasional tables. On the front edge of the top and bottom for marker board with doors.



## ACCENT COLORS



S – Silver



A – Anthracite Grey

The accent color applies to non-laminate components such as bases, handles, modesty supports, etc.

Exceptions: Aluminum doors are available in Silver anodized aluminum only.

**TWO-TONE APPLICATIONS**

Furniture can be ordered in a combination of two finishes, unless otherwise indicated in the price list. In the case of a two-tone application, the first finish specified will be applied to the top and the second finish specified will be applied to the rest of the piece.

**TECHNOLOGY INTEGRATION**

Bookcase credenzas include a rear-mounted grommet and the shelves have a clearance at the back to allow wires to pass through. The lectern is designed to allow cables for computers or other multimedia devices to pass through.

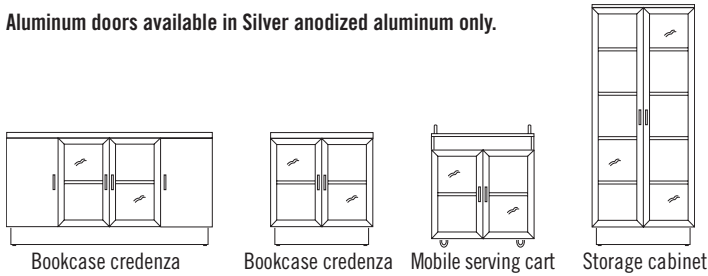
**CASTERS**

Serving carts and mobile marker boards are equipped with 3" (75 mm) diameter casters which some have brakes. Capacity of 100 lb (45 kg) per caster. The lectern is equipped with four, 2" (50 mm) black, hidden casters, including two with brakes. Capacity of 88 lb (40 kg) per caster.

**DOORS**

Hinged doors allow for a 135° opening and include a lock and bumpers. Doors with anodized aluminum frame and translucent insert (optional) allow the use of infrared remote controls to activate electronic devices stored inside, with the doors closed.

Aluminum doors available in Silver anodized aluminum only.



**LEVELERS**

Levelers can be adjusted to a height of 1¼" (31 mm).

**HANDLES**



**C – Cubic,**  
Anodized Aluminum



**C – Cubic,**  
Anthracite Grey

**CODIFICATION**

Series	Finish / Thickness	Options	
		Edgebanding	Accent color
<b>T</b>	1 Thermofused laminate 1"	<b>N</b> Smooth edge	<b>A</b> Anthracite Grey
	2 High-pressure laminate top 1"	<b>S</b> Silver edge	<b>S</b> Silver
	5 Thermofused laminate 1½"	<b>1</b> Textured 1 edge	
	6 High-pressure laminate top 1½"	<b>2</b> Textured 2 edge	

**EXAMPLES OF ORDERS**

Bookcase credenza, 1½" thick laminate top, #2 textured edgebanding, Silver handle, doors with aluminum frame and translucent insert. Finish: One-tone in Natural Cherry.

**T52N-B207236BT NTL**

Bookcase credenzas, 1" thick high-pressure laminate top, Silver edgebanding, Silver handle, laminate doors. Finish: One-tone in Tuscany Walnut.

**T2SS-203636B TWT**

Marker board with sliding doors, Anthracite Grey handle. Finish: One-tone in Dark Chocolate.

**TNNA-VBX4860C DCH**

Magazine table, 1" thick laminate top, smooth edgebanding. Finish: Two-tone in Tuscany Walnut and Willow Grey.

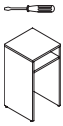
**T1NN-ST244818 TWT/WGR**


	W x D x H (in)	W x D x H (mm)	Code	All Laminate (\$)	HPL Surfaces (\$)
	<i>Bookcase credenzas with doors. Adjustable shelves. Locks. 1 36" bookcase with doors in the center. Grommet on the back. Specify T at the end of the code for center doors with anodized aluminum frame and translucent insert.</i>				
	72 x 20 x 36	1800 x 500 x 914	<b>T___-B207236B</b>	<b>2,580</b>	<b>3,216</b>
	72 x 20 x 36	1800 x 500 x 914	<b>T__S-B207236BT</b>	<b>3,145</b>	<b>3,695</b>
	<b>Specify the finish (1, 2). Specify the edge (N, S). Specify the accent color (A, S).</b>				
	72 x 20 x 36½	1800 x 500 x 927	<b>T___-B207236B</b>	<b>2,730</b>	<b>3,371</b>
	72 x 20 x 36½	1800 x 500 x 927	<b>T__S-B207236BT</b>	<b>3,276</b>	<b>3,860</b>
	<b>Specify the finish (5, 6). Specify the edge (N, S, 1, 2). Specify the accent color (A, S).</b>				


	W x D x H (in)	W x D x H (mm)	Code	All Laminate (\$)	HPL Surfaces (\$)
	<i>1 adjustable shelf. Lock. Grommet on the back. Specify T at the end of the code for doors with anodized aluminum frame and translucent insert.</i>				
	36 x 20 x 36	900 x 500 x 914	<b>T___-203636B</b>	<b>1,674</b>	<b>2,046</b>
	36 x 20 x 36	900 x 500 x 914	<b>T__S-203636BT</b>	<b>2,246</b>	<b>2,580</b>
	<b>Specify the finish (1, 2). Specify the edge (N, S). Specify the accent color (A, S).</b>				
	36 x 20 x 36½	900 x 500 x 927	<b>T___-203636B</b>	<b>1,747</b>	<b>2,125</b>
	36 x 20 x 36½	900 x 500 x 927	<b>T__S-203636BT</b>	<b>2,319</b>	<b>2,661</b>
	<b>Specify the finish (5, 6). Specify the edge (N, S, 1, 2). Specify the accent color (A, S).</b>				


	W x D x H (in)	W x D x H (mm)	Code	All Laminate (\$)	HPL Surfaces (\$)
	<i>Open storage space. Bookcase with doors. 1 adjustable shelf. Lock. 4 casters, 2 with brakes. Specify T at the end of the code for doors with anodized aluminum frame and translucent insert. Handles on top for ease of moving.</i>				
	36 x 20 x 36	900 x 500 x 914	<b>T___-MS203636</b>	<b>1,861</b>	<b>2,266</b>
	36 x 20 x 36	900 x 500 x 914	<b>T__S-MS203636T</b>	<b>2,492</b>	<b>2,984</b>
	<b>Specify the finish (1, 2). Specify the edge (N, S). Specify the accent color (A, S).</b>				
	36 x 20 x 36½	900 x 500 x 927	<b>T___-MS203636</b>	<b>1,947</b>	<b>2,339</b>
	36 x 20 x 36½	900 x 500 x 927	<b>T__S-MS203636T</b>	<b>2,553</b>	<b>3,049</b>
	<b>Specify the finish (5, 6). Specify the edge (N, S, 1, 2). Specify the accent color (A, S).</b>				


	W x D x H (in)	W x D x H (mm)	Code	All Laminate (\$)	HPL Surfaces (\$)
	<i>3 adjustable shelves. 1 fixed shelf. Lock. Specify T at the end of the code for doors with anodized aluminum frame and translucent insert.</i>				
	36 x 20 x 77	900 x 500 x 1930	<b>T1___-203677B</b>	<b>2,466</b>	–
	36 x 20 x 77	900 x 500 x 1930	<b>T1__S-203677BT</b>	<b>3,382</b>	–
	<b>Specify the edge (N, S). Specify the accent color (A, S).</b>				
	36 x 20 x 77½	900 x 500 x 1943	<b>T5___-203677B</b>	<b>2,644</b>	–
	36 x 20 x 77½	900 x 500 x 1943	<b>T5__S-203677BT</b>	<b>3,787</b>	–
	<b>Specify the edge (N, S, 1, 2). Specify the accent color (A, S).</b>				


	W x D x H (in)	W x D x H (mm)	Code	Price (\$)
<b>Phone tables</b>	<i>Open storage space.</i>			
	20 x 20 x 36	500 x 500 x 914	T1_N-PH202036	718
	<b>1" thick top. Specify the edge (N, S).</b>			
	20 x 20 x 36½	500 x 500 x 927	T5_N-PH202036	744
	<b>1½" thick top. Specify the edge (N, S, 1, 2).</b>			

	W x D x H (in)	W x D x H (mm)	Code	Price (\$)
<b>Magazine tables</b>	<i>Open storage space.</i>			
	24 x 24 x 18	600 x 600 x 450	T1_N-ST242418	705
	<b>1" thick top. Specify the edge (N, S).</b>			
	24 x 24 x 18½	600 x 600 x 463	T5_N-ST242418	757
	<b>1½" thick top. Specify the edge (N, S, 1, 2).</b>			


	W x D x H (in)	W x D x H (mm)	Code	Price (\$)
<b>Magazine tables</b>	<i>Open storage space.</i>			
	48 x 24 x 18	1200 x 600 x 450	T1_N-ST244818	837
	<b>1" thick top. Specify the edge (N, S).</b>			
	48 x 24 x 18½	1200 x 600 x 463	T5_N-ST244818	930
	<b>1½" thick top. Specify the edge (N, S, 1, 2).</b>			

	W x D x H (in)	W x D x H (mm)	Code	Price (\$)
<b>Magazine tables</b>	<i>Open storage space.</i>			
	24 x 24 x 18	600 x 600 x 450	T1_N-STB242418	752
	<b>1" thick top. Specify the edge (N, S).</b>			
	24 x 24 x 18½	600 x 600 x 463	T5_N-STB242418	831
	<b>1½" thick top. Specify the edge (N, S, 1, 2).</b>			


	W x D x H (in)	W x D x H (mm)	Code	Price (\$)
<b>Magazine tables</b>	<i>Open storage space.</i>			
	48 x 24 x 18	1200 x 600 x 450	T1_N-STB244818	884
	<b>1" thick top. Specify the edge (N, S).</b>			
	48 x 24 x 18½	1200 x 600 x 463	T5_N-STB244818	984
	<b>1½" thick top. Specify the edge (N, S, 1, 2).</b>			

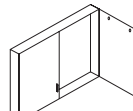
	W x D x H (in)	W x D x H (mm)	Code	All Laminate (\$)	HPL Surfaces (\$)
<b>Café height tables with cross base</b>	<i>Round top, 30" (750 mm) diameter.</i>				
	30 x 30 x 42½	750 x 750 x 1080	T___-R3042XB	1,063	1,284
	<b>1½" thick top. Specify the finish (5, 6). Specify the edge (N, S, 1, 2). Specify the accent color (A, S).</b>				


Packed in 2 boxes.

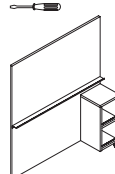
	W x D x H (in)	W x D x H (mm)	Code	All Laminate (\$)	HPL Surfaces (\$)
<b>Café height table with disc base</b>	<i>Café height table with a disc base. Round top, 30" (750 mm) diameter.</i>				
	30 x 30 x 42½	750 x 750 x 1080	T___-R3042DC	1,164	1,290
	36 x 36 x 42½	900 x 900 x 1080	T___-R3642DC	1,204	1,383
	<b>1½" thick top. Specify the finish (5, 6). Specify the edge (N, S, 1, 2). Specify the accent color (A, S).</b>				

Packed in 3 boxes.

	W x D x H (in)	W x D x H (mm)	Code	Price (\$)
<b>Marker board with sliding doors</b>	<i>High-pressure laminate surface for dry-erase marker. Accessory tray along bottom of board. Non-magnetic surface. 1 tone finish only. Open board overall width: 117½" (2938 mm).</i>			
	60 x 4 x 48	1500 x 105 x 1200	TNN_-VBX4860C	1,980
	<b>Specify the accent color (A, S).</b>			

	W x D x H (in)	W x D x H (mm)	Code	Price (\$)
<b>Marker boards with doors</b>	<i>Laminate surface for dry-erase marker. Accessory tray along bottom of board. Non-magnetic surface. Inside face of doors covered in natural cork. Hooks for paper pad. 180° hinges. Open board overall width: 107¼" (2725 mm).</i>			
	54 x 5 x 41¼	1368 x 130 x 1049	T1___-VBX4054	1,716
	<b>Specify the edge (N, S). Specify the accent color (A, S).</b>			
	54 x 5 x 42½	1368 x 130 x 1081	T5___-VBX4054	1,881
	<b>Specify the edge (N, S, 1, 2). Specify the accent color (A, S).</b>			

	W x D x H (in)	W x D x H (mm)	Code	Price (\$)
<b>Lectern</b>	<i>1 fixed shelf. 1 adjustable shelf. 1 storage space. Wiring access. 4 casters, 2 with brakes. 1 tone finish only.</i>			
	24 x 18 x 47	600 x 448 x 1177	TNNN-LC241846	1,170

	W x D x H (in)	W x D x H (mm)	Code	Price (\$)
<b>Mobile board with storage module</b>	<i>Double-sided high-pressure laminate surface for dry-erase marker. Non-magnetic surface. 1 accessory tray included. 4 storage spaces. 2 fixed shelves. Casters with brakes. 1 tone finish only.</i>			
	54 x 25 x 65	1350 x 622 x 1629	TNN_-MWB5465	1,773
	<b>Specify the accent color (A, S).</b>			


ACCESSORIES

READY TO SHIP IN 5 DAYS!

Several suggested layouts, components and accessories identified by this pictogram are part of the **Lacasse quick delivery program**.


Please refer to page 3 for complete program details.

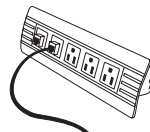


	W x D x H (in)	W x D x H (mm)	Code	Price (\$)
<b>Electrical / communication module</b>	<i>Includes two electrical outlets. Can accommodate the couplers listed on page 149. 72" (1829 mm) cord included. Silver anodized aluminum. Field installed. UL and CUL certified. Adaptors included.</i>			
	8¼ x 4¾ x 3	212 x 110 x 75	LGC-PC2P	464

 = ASSEMBLY REQUIRED

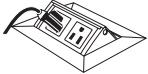
USA – JULY 2021


	W x D x H (in)	W x D x H (mm)	Code	Price (\$)
<b>Double-sided electrical / communication module</b>	<i>Includes two electrical outlets on each side. Can accommodate the couplers listed on page 147. 72" (1829 mm) cord included. Silver anodized aluminum. Field installed. UL and CUL certified. Adaptors included.</i>			
	8¼ x 8 x 3	206 x 200 x 75	LGC-DPC4P	824


	W x D x H (in)	W x D x H (mm)	Code	Price (\$)
<b>Removable electrical / communication module</b>	<i>3 electric outlets. Can accommodate couplers listed on page 147. 72" (1829 mm) cord included. Silver anodized aluminum.</i>			
	10 x 5½ x 3	255 x 140 x 75	LGC-PCS	411

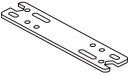
# QUORUM MULTICONFERENCE

## ACCESSORIES

	W x D x H (in)	W x D x H (mm)	Code	Price (\$)
<b>Half electrical module</b>	<i>2 electrical outlets. 72" cord included. Silver anodized aluminum.</i>			
	4 7/8 x 4 1/4 x 3	120 x 106 x 75	<b>LGC-HPC</b>	<b>273</b>

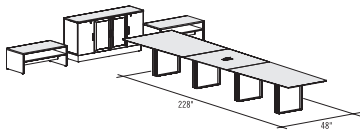
<b>Rectangular grommets</b>	<i>Silver or Anthracite Grey plastic.</i>			
	3 1/2 x 2 3/16 x 1	90 x 55 x 25	<b>LGC-GRQ25</b>	<b>35</b>
	3 1/2 x 2 3/16 x 1	90 x 55 x 25	<b>LGC-GRQ38</b>	<b>35</b>
	<b>Specify the accent color (A, S).</b>			

<b>Table connector</b>	<i>To link two modular or training tables. 2 per package. Zinc-finish metal.</i>			
	6 x 2 1/4 x 1/4	150 x 60 x 6	<b>LGC-UP</b>	<b>146</b>

<b>Flush plate</b>	<i>To link and level two surfaces. 10 per package. Black metal.</i>			
	7 x 1 1/2 x 1/8	175 x 38 x 3	<b>LGC-FLP</b>	<b>74</b>

## SUGGESTIONS

### T\_\_\_-PLAN01



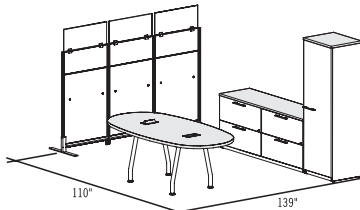
Plan shown in QUORUM MULTICONFERENCE Brochure:

**T5KS-PLAN01** **\$11,863**

- 1 T5KN-A48228
- 1 LGC-DPC
- 4 TNNS-UCB24
- 2 T1NN-ST244818
- 1 T1NS-B207236BT

**1 1/2" thick laminate (5), edge (K), Silver accent (S), 1 double electrical / communication module.**

### T\_\_\_-PLAN03

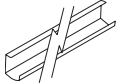



Plan shown in QUORUM MULTICONFERENCE Brochure:

**T5NS-PLAN03** **\$10,344**

- 1 T5NN-04284P2
- 2 TNNS-STL2
- 1 41YN-LF2072LF
- 1 41YN-202473BR
- 3 PNNS-SFLX4130
- 3 PNNS-SOFX1230
- 3 PNNS-SAGX1230
- 1 PNNS-WF65
- 1 PNNS-PS22

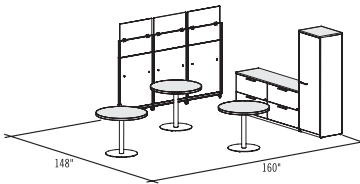
**1 1/2" thick laminate (5), edge (N), Silver accent (S), 2 electrical / communication modules (P2).**

	W x D x H (in)	W x D x H (mm)	Code	Price (\$)
<b>Horizontal wire channels</b>	<i>Self-adhesive. Installs under the surface. Supports most power bars. Silver or Anthracite Grey plastic.</i>			
	20 x 2 1/4 x 3 1/4	500 x 60 x 80	<b>LGC-HWMC24</b>	<b>91</b>
	44 x 2 1/4 x 3 1/4	1100 x 60 x 80	<b>LGC-HWMC48</b>	<b>108</b>
	68 x 2 1/4 x 3 1/4	1700 x 60 x 80	<b>LGC-HWMC72</b>	<b>132</b>
	<b>Specify the accent color (A, S).</b>			

<b>Vertical wire channel</b>	<i>Self-adhesive. Installs to base or leg. 2 lengths of 20" each. Silver or Anthracite Grey plastic.</i>			
	20 x 5/8 x 1	500 x 6 x 27	<b>LGC-VWMC20</b>	<b>91</b>
	<b>Specify the accent color (A, S).</b>			

<b>Plastic drawer</b>	<i>Black.</i>			
	20 x 16 1/2 x 2 1/2	500 x 419 x 64	<b>LGC-DR20P</b>	<b>188</b>

### T\_\_\_-PLAN04



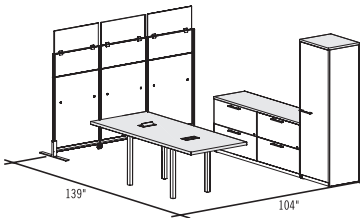
Plan shown in QUORUM MULTICONFERENCE Brochure:

**T5NS-PLAN04** **\$11,004**

- 3 T5NN-R36
- 3 TNNS-DC22
- 1 41YN-LF2072LF
- 1 41YN-202473BR
- 3 PNNS-SFLX4130
- 3 PNNS-SOFX1230
- 3 PNNS-SAGX1230
- 1 PNNS-WF65
- 1 PNNS-PS22

**1 1/2" thick laminate (5), edge (N), Silver accent (S).**

### T\_\_\_-PLAN05



Plan shown in QUORUM MULTICONFERENCE Brochure:

**T5NS-PLAN05** **\$9,569**

- 1 T5NN-RC3684P2
- 2 TNNS-QTL2
- 1 41YN-LF2072LF
- 1 41YN-202473BR
- 3 PNNS-SFLX4130
- 3 PNNS-SOFX1230
- 3 PNNS-SAGX1230
- 1 PNNS-WF65
- 1 PNNS-PS22

**1 1/2" thick laminate (5), edge (N), Silver accent (S), 2 electrical / communication modules (P2).**



# SUGGESTIONS

**T\_\_-PLAN06**

Plan shown in QUORUM MULTICONFERENCE Brochure:

T5NA-PLAN06	\$10,942
-------------	----------

**Items discontinued**

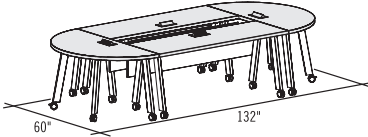
3 LGC-HWMC46A  
5 LGC-PC  
1½" thick laminate (5), edge (N), Anthracite Grey accent (A).

**T\_\_-PLAN07**

Plan shown in QUORUM MULTICONFERENCE Brochure:

T5NS-PLAN07	\$8,917
-------------	---------

2 T5NS-RCMM2472P  
2 T5NS-HRM3060P  
8 TNNS-MATL2  
4 LGC-PC  
1½" thick laminate (5), edge (N), Silver accent (S).

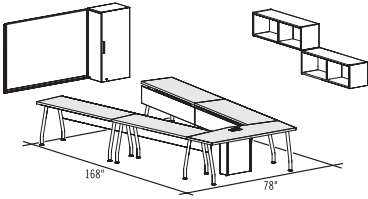


**T\_\_-PLAN08**

Plan shown in QUORUM MULTICONFERENCE Brochure:

T5NS-PLAN08	\$13,536
-------------	----------

4 T5NS-RCMM2472  
1 T5NS-PM24725P  
10 TNNS-STL2  
1 TNNN-LB20  
5 LGC-HWMC72S  
2 QNNN-EM541616  
1 ENNS-WB248  
1 ENNN-WMS78  
1 LGC-PC  
1½" thick laminate (5), edge (N), Silver accent (S), 1 electrical / communication module.

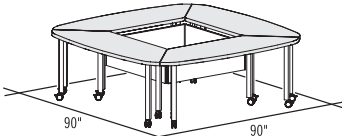


**T\_\_-PLAN09**

Plan shown in QUORUM MULTICONFERENCE Brochure:

T5NS-PLAN09	\$5,636
-------------	---------

4 T5NS-FTMM2454  
8 TNNS-MQTL2  
1½" thick laminate (5), edge (N), Silver accent (S).

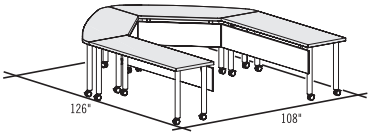


**T\_\_-PLAN10**

Plan shown in QUORUM MULTICONFERENCE Brochure:

T5NS-PLAN10	\$5,664
-------------	---------

2 T5NS-RCMM2472  
2 T5NS-FTMM2454  
8 TNNS-MVTL2  
1½" thick laminate (5), edge (N), Silver accent (S).



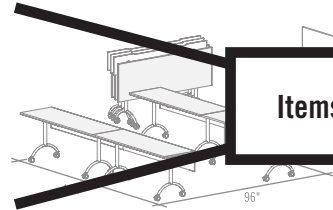
**T1\_\_-PLAN11**

Plan shown in QUORUM MULTICONFERENCE Brochure:

T1NA-PLAN11	\$16,289
-------------	----------

**Items discontinued**

edge (N), Anthracite Grey accent (A).



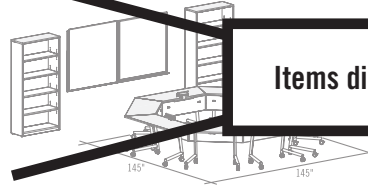
**T\_\_-PLAN12**


Plan shown in QUORUM MULTICONFERENCE Brochure:

T1NS-PLAN12	\$20,788
-------------	----------

**Items discontinued**

1 ENNS-WB4848  
1 ENNS-WM96  
3 LGC-PCS  
1" thick laminate (1), edge (N), Silver accent (S), 1 double electrical / communication module.

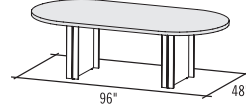



**T5\_\_S-PLAN17** 

Not shown in QUORUM MULTICONFERENCE Brochure:

QST5__S-PLAN17	\$2,283
----------------	---------

1 QST5\_\_N-RT4896  
2 QSTNNS-CB24  
1½" thick laminate (5).

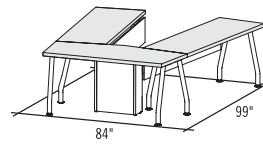



**T5\_\_-PLAN18** 

Not shown in QUORUM MULTICONFERENCE Brochure:

QST5__-PLAN18	\$5,343
---------------	---------

1 QST5\_\_N-PM24605  
2 QST5\_\_-RCMM2472  
1 QSTNNN-LB20  
5 QSTNN-STL2  
1½" thick laminate (5).

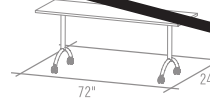


**T1\_\_-PLAN19** 

Not shown in QUORUM MULTICONFERENCE Brochure:

QST1__-PLAN19	\$1,063
---------------	---------


**Items discontinued**



**READY TO SHIP IN 5 DAYS!**

Several suggested layouts, components and accessories identified by this pictogram are part of the **Lacasse quick delivery program**.

Please refer to page 3 for complete program details.




# LAMINATE LATERAL FILES

## LAMINATE LATERAL FILES


### HANDLES



A – Arcade



C – Cubic




K – Classic



L – Linear



W – Waterfall



Z – Straight

### READY TO SHIP IN 5 DAYS!

Several suggested layouts, components and accessories identified by this pictogram are part of the **Lacasse quick delivery program**.

Please refer to page 3 for complete program details.

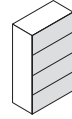


### CODIFICATION

Series	Options	
	Handles	Accent Color
LN	A Arcade	A Anthracite Grey
	C Cubic	S Silver
	K Classic	
	L Linear	
	W Waterfall	
	Z Straight	

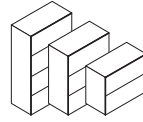
### TWO-TONE APPLICATION

The first finish specified will be applied to the drawer fronts. The second finish specified will be applied to the rest of the unit.



Wood grain direction is vertical

	W x D x H (in)	W x D x H (mm)	Code	Price (\$)
<b>Laminate lateral files</b>	<i>Laminate lateral files with metal drawers. Suspension bars. Lock. Label holders for L pull only.</i>			
<b>4-drawer lateral file</b>				
	36 x 20 x 58	900 x 500 x 1459	LN_ _-203658LF4	2,513
<b>3-drawer lateral file</b>				
	36 x 20 x 43	900 x 500 x 1098	LN_ _-203643LF3	2,094
<b>2-drawer lateral file</b>				
	36 x 20 x 29	900 x 500 x 735	LN_ _-203629LF2	1,674
<b>Specify the handle code. Specify the accent color (A, S).</b>				

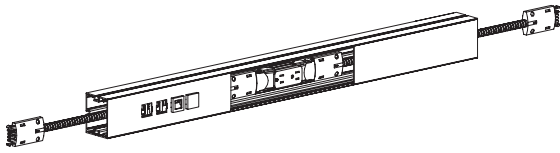




# ELECTRICOM II Electrification System

## GENERAL

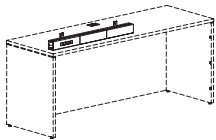
Electrical and communication system fully compatible with Lacasse collections.



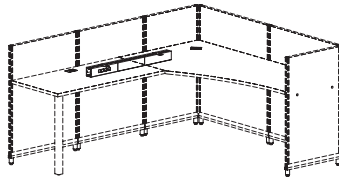
Electricom II is based on the principle that an aluminum raceway can serve to house both electrical and communication components. This versatile raceway may then be positioned at the desired location.

## TYPICAL APPLICATIONS

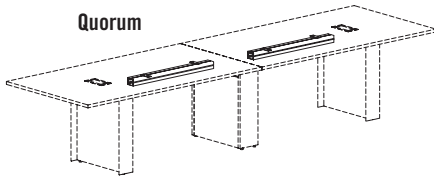
**Freestanding furniture**  
Concept 3, 70, 400E, 300, Morpheo, Quad, Options



**PanGram**



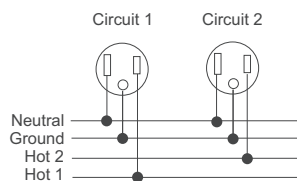
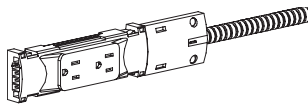
**Quorum**



## TWO LEVELS OF ELECTRIFICATION

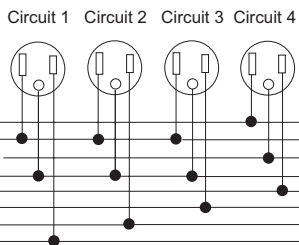
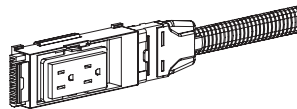
### 4-Trac

- 4 wires, 2 circuits, 20 AMP
- Common ground
- UL, CSA, ROHS certified
- Perfect for today's office automation needs



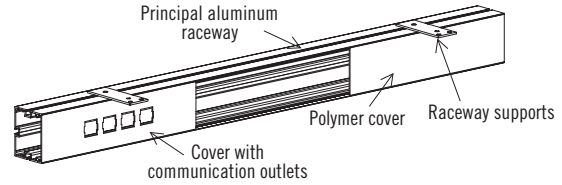
### 8-Trac

- 8 wires, 4 circuits, 20 AMP
- 1 isolated ground
- UL, CSA, ROHS certified
- Intended for more demanding electrification needs



## COMPONENT SPECIFICATIONS

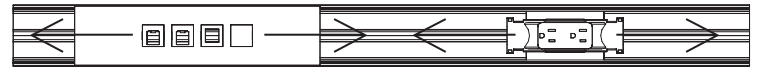
### Raceways



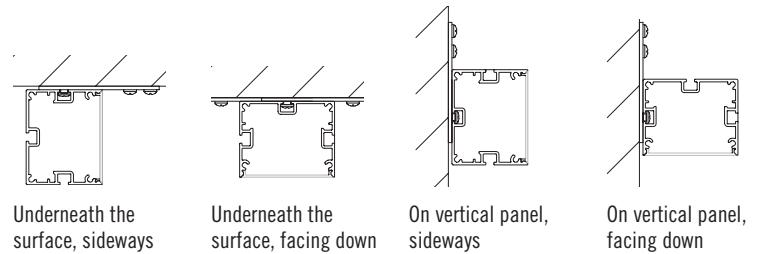
← Adaptors included

Can accommodate 4 AMP or Panduit brand outlets adapted to fax machines, telephones or computers.

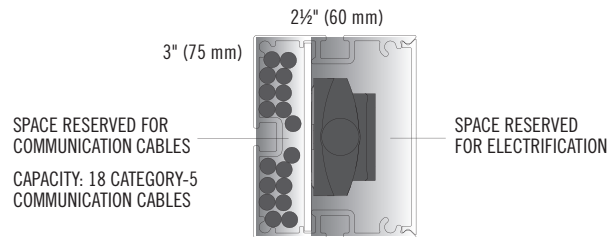
- The raceways support the electrical and communication components.
- 5 lengths are available, in 12" increments.
- 12" covers supplied; may be trimmed on-site as necessary.
- The covers and duplex receptacles have no pre-set location within the raceway; they may be positioned anywhere.



- The supports make possible a range of installation positions:

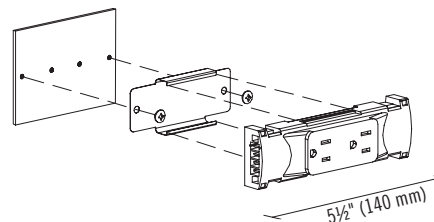


### Space allocation within raceways:



- When specifying, it is recommended to order a raceway in the size immediately smaller than the dimension of the furniture it will be installed on (for example: DT2472 + EC2RACE60) in order to allow space for exteriors, enable cables to round a corner, or any other reason.

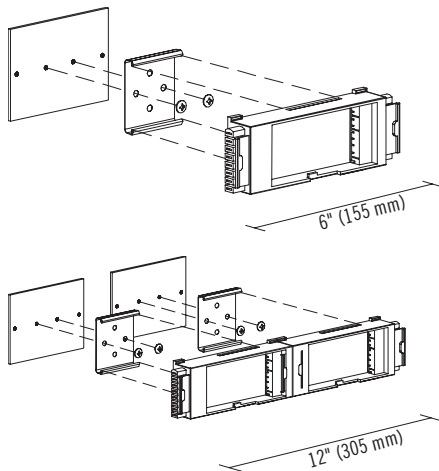
### 4-TRAC DUPLEX



- Connects to a junction cable or an electrical entry.
- Each duplex receptacle comes with required hardware and support to fix on raceway.
- 2 outlets per duplex receptacle.
- Specify circuit 1 or 2.

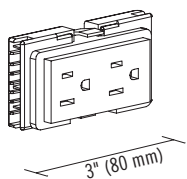


**8-TRAC BLOCK**



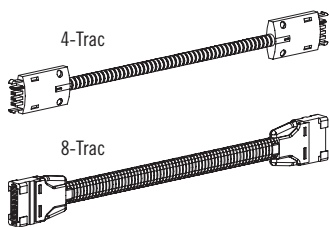
- Connects to a junction cable or an electrical entry.
- Each block comes with required hardware and supports to fix on raceway.
- Available in single and double formats.
- Can receive 1 or 2 duplex receptacles.

**8-TRAC DUPLEX**



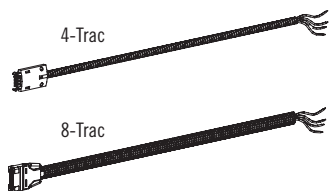
- Connects to an 8-Trac block.
- 2 outlets per duplex receptacle.
- Specify circuit 1, 2, 3 or 4.
- Circuit 4 has an isolated ground.

**4-TRAC / 8-TRAC CONNECTOR CABLES**



- Connect duplex receptacles to each other.
- If in doubt, it is recommended that the largest size available be specified.
- Metallic sheath.

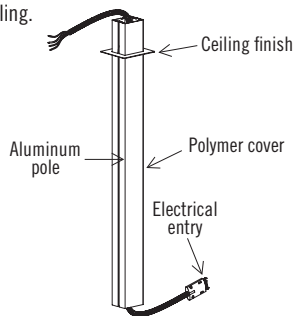
**4-TRAC / 8-TRAC FLOOR FEED**



- Used to connect a duplex to electrical power source.
- 72" in length. (Longer models available; contact the Customer Service department.)
- Must be installed by an electrician.
- Metallic sheath.

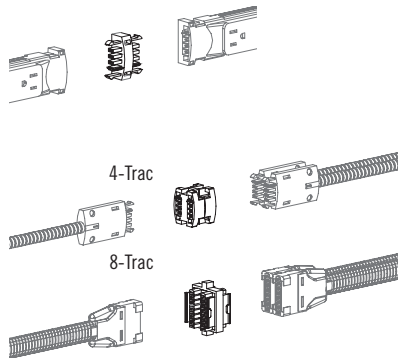
**4-TRAC / 8-TRAC CEILING FEED**

- Runs from the Lacasse unit to the ceiling.
- The cable is plugged into a duplex.
- Pole: 120"; cable: 132".



- Can be installed on a horizontal or vertical surface.

**CONNECTORS**



**Duplex receptacle connector**

- 4-Trac
- Allows the connection of 2 duplex receptacles.

**H connector**

- 4-Trac / 8-Trac
- Allows up to 4 cables to be connected together.

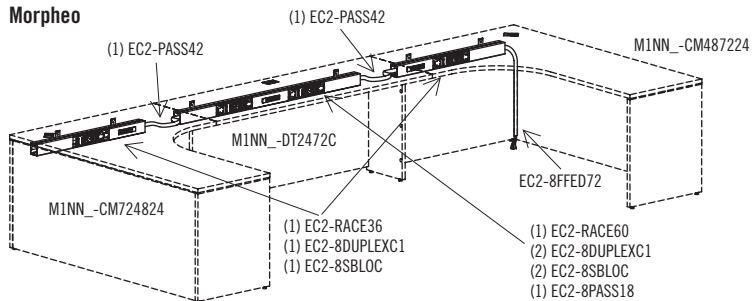
**NOTES FOR SPECIFICATION**

Given the remarkable versatility of ELECTRICOM II, particular attention should be given to the location of grommets, exterior panels, pedestals and any other items that might interfere with the raceway or the cables.

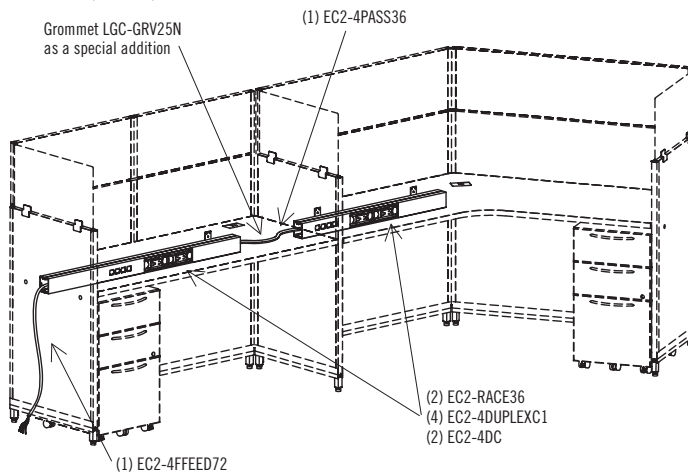
Under certain circumstances, grommets may need to be added to furniture. This can be done on-site by a professional installer or at the manufacturing facility according to your specifications. In the latter case, refer to the "Standard Specials" section on page 4 for the appropriate procedure, or contact Groupe Lacasse's Customer Service department.

**SPECIFICATION EXAMPLES:**

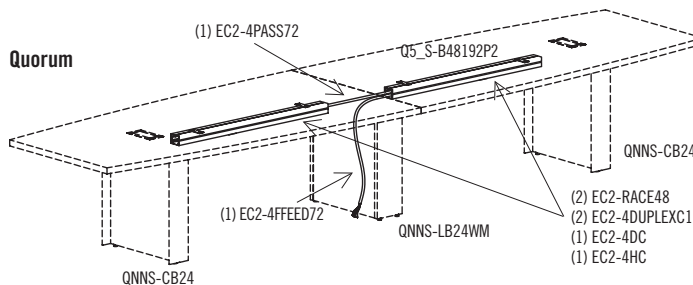
**Morpheo**



**PanGram (Plan03)**

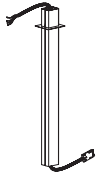


**Quorum**




**4-TRAC SYSTEM SPECIFICATIONS**

4 – wires, 2 circuits, 20 AMP each  
 13 – duplex receptacles per circuit  
 26 – duplex 15 AMP per electrical entry

**4-Trac ceiling feed**


Silver anodized aluminum pole, 120" H (3000 mm) x 3" (75 mm) x 2 1/2" (63 mm). 132" metallic sheathed cable. Cover, surface support and ceiling plate included. Must be installed by an electrician.

Code	Price (\$)
EC2-4CPOLE120	638

**4-Trac floor feed**


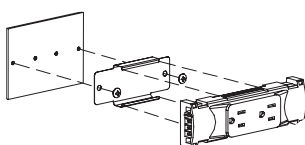
72" long cable. Must be installed by an electrician.

Code	Price (\$)
EC2-4FFFEED72	261

**4-Trac connector cables**


To connect duplex receptacles to each other.


Code	Price (\$)	Code	Price (\$)
EC2-4PASS12	132	EC2-4PASS48	172
EC2-4PASS18	139	EC2-4PASS54	179
EC2-4PASS24	146	EC2-4PASS60	188
EC2-4PASS30	153	EC2-4PASS66	194
EC2-4PASS36	159	EC2-4PASS72	200
EC2-4PASS42	167		

**4-Trac duplex receptacle**


2 outlets per duplex receptacle.

Code	Price (\$)
EC2-4DUPLEX__	139

Specify circuit 1 or 2.

**4-Trac connectors**


Code	Price (\$)
EC2-4HC	86

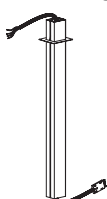
H connector. Allows up to 4 cables to be connected together.

Duplex receptacle connector. Allows the connection of 2 duplex receptacles.

EC2-4DC	80
---------	----

**8-TRAC SYSTEM SPECIFICATIONS**

8 – wires, 4 circuits including 4 conductor cables, 2 neutral and 2 ground (1 isolated). 20 AMP.  
 Maximum of 13 duplex receptacles per circuit, with a total of 52 receptacles available.

**8-Trac ceiling feed**


Silver anodized aluminum pole, 120" (3000 mm) high x 3" (75 mm) x 2 1/2" (63 mm). 132" metallic sheathed cable. Cover, surface support and ceiling plate included. Must be installed by an electrician.

Code	Price (\$)
EC2-8CPOLE120	692

**8-Trac floor feed**

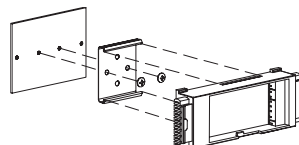

72" long cable. Must be installed by an electrician.

Code	Price (\$)
EC2-8FFFEED72	273

**8-Trac connector cables**


To connect duplex receptacles to each other.

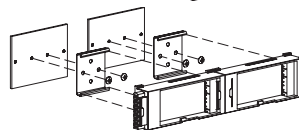
Code	Price (\$)	Code	Price (\$)
EC2-8PASS12	161	EC2-8PASS48	200
EC2-8PASS18	167	EC2-8PASS54	205
EC2-8PASS24	172	EC2-8PASS60	211
EC2-8PASS30	179	EC2-8PASS66	219
EC2-8PASS36	188	EC2-8PASS72	227
EC2-8PASS42	194		

**8-Trac blocks**


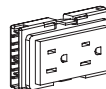
Single block with required hardware to fix on the raceway. Can receive one duplex receptacle.

Code	Price (\$)
EC2-8SBLOC	139

Double block with required hardware to fix on the raceway. Can receive two duplex receptacles.



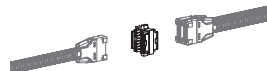
Code	Price (\$)
EC2-8DBLOC	172

**8-Trac duplex**


2 outlets per duplex receptacle.

Code	Price (\$)
EC2-8DUPLEX__	108

Specify circuit 1, 2, 3 or 4.

**8-Trac connector**


H connector. Allows up to 4 cables to be connected together.

Code	Price (\$)
EC2-8HC	108

**Electrical / communication raceways for 4-Trac and 8-Trac**

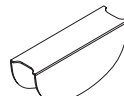

Silver anodized aluminum raceway, covers, communication adaptors and 2 surface supports included.

Code	Length (in)	Length (mm)	Price (\$)
EC2-RACE60	60	1500	344
EC2-RACE48	48	1200	332
EC2-RACE36	36	900	320
EC2-RACE24	24	600	307
EC2-RACE18	18	450	286

**Pole**


Silver anodized aluminum, 120" H (3000 mm) pole. Cover, surface support and ceiling cap included.

Code	Price (\$)
EC2-POLE120	499

**LCO Leg cap**


To cover unused wire openings in a thermofused laminate leg panel. Package of 2. Anthracite Grey metal.

Code	Price (\$)
LGC-LCO	80

# The Essential ACCESSORIES

## A WIDE RANGE OF ACCESSORIES THAT CAN BE USED WITH ALL LACASSE LAMINATE FURNITURE COLLECTIONS.

### ACCENT COLORS

2 accent colors available to match with all Lacasse collections.



S – Silver



A – Anthracite Grey

### READY TO SHIP IN 5 DAYS!

Several suggested layouts, components and accessories identified by this pictogram are part of the **Lacasse quick delivery program**.

Please refer to page 3 for complete program details.



	W x D x H (in)	W x D x H (mm)	Code	Price (\$)
<b>Articulated retractable arms</b> 	<i>Slides along runners. Length of mounting plate: 17". Fits underneath surfaces 20" or greater in depth. 5½" adjustable arm. Tray 100% recycled from post-consumer material. Swivel-tilt. 8½" height adjustment. Black.</i>			
	26 x 10 x ½	650 x 250 x 13	<b>LGC-GBAKD26</b>	478
<b>Sliding keyboard trays</b> 	<i>2½" to 3½" (62.5 to 87.5 mm) height adjustment. Length of runners: 15". Fits underneath surfaces 20" or greater in depth. Tray 100% recycled from post-consumer material. Blocks in open position. Black.</i>			
	26 x 10 x ½	650 x 250 x 13	<b>LGC-BBAKD26</b>	620
<b>Articulated shelf for keyboard and mouse</b> 	<i>Swivel-tilt. Fully retractable. With palm rest. Mouse tray can be installed on both sides. Black. Length of mounting plate: 17". Fits underneath surfaces 20" or greater in depth.</i>			
	22 <sup>5</sup> / <sub>8</sub> x 12 <sup>1</sup> / <sub>2</sub> x 1 <sup>3</sup> / <sub>8</sub>	566 x 313 x 34	<b>LGC-AKDM02</b>	625
<b>Self-adhesive wrist rest</b> 	18½ x 1½ x ¾	470 x 38 x 19	<b>LGC-WRKD</b>	91
<b>Corner keyboard supports</b> 	<i>Fits in the angle between 2 work surfaces. Anthracite Grey metal. For 1" thick surfaces</i>			
	20 x 11½ x 1¼	500 x 282 x 30	<b>LGC-CORSUP1</b>	219
	<i>For 1½" thick surfaces</i>			
<b>Rotating trays to install under the work surface</b> 	8½ x 7½ x 1	226 x 190 x 26	<b>LGC-R09</b>	53
	13¾ x 8¼ x 1 <sup>3</sup> / <sub>8</sub>	346 x 208 x 34	<b>LGC-R014</b>	53
<b>Drawer pencil tray</b> 	8 <sup>7</sup> / <sub>8</sub> x 6 x 7 <sup>1</sup> / <sub>8</sub>	236 x 152 x 22	<b>LGC-PH</b>	53

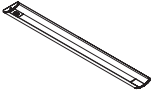
	W x D x H (in)	W x D x H (mm)	Code	Price (\$)
<b>Drawers for small objects</b> 	<i>Black plastic drawer front.</i>			
	<del>20¼ x 16¼ x 2¼</del>	<del>507 x 419 x 61</del>	<del><b>LGC-DR20P</b></del>	<del>188</del>
	20 x 16½ x 2½	500 x 419 x 64	<b>LGC-DR20P</b>	188
<b>Drawers for small objects</b> 	<i>Laminate drawer front. Specify the laminate finish.</i>			
	<del>20¼ x 17¼ x 2¼</del>	<del>507 x 445 x 61</del>	<del><b>LGC-DR25M</b></del>	<del>227</del>
	20 x 17½ x 2½	500 x 445 x 64	<b>LGC-DR20M</b>	205
<b>Flat screen monitor arm on a post</b> 	<i>Fits in a corner or on side of desk. Single screen support, double extension arm. Sit-to-stand capability. Metal silver accent.</i>			
	20¾ x 6½ x 17¾	527 x 167 x 450	<b>LGC-SUPECPLS</b>	692
<b>Flat screen monitor arm on a post</b> 	<i>Fits in a corner or on side of desk. Double screen beam-mount. Monitor adjustment left to right and top to bottom. Silver accent.</i>			
	30 <sup>1</sup> / <sub>8</sub> x 5¼ x 18	754 x 126 x 450	<b>LGC-BEA2ECPLS</b>	757
<b>Flat screen movable monitor arm on a post</b> 	<i>Fits in a corner or on side of desk. Two double extension arms allowing back and forth movement for each screen as well as sit-to-stand capacity. Silver accent.</i>			
	48 x 24 x 6½	1200 x 167 x 450	<b>LGC-SUP2ECPLS</b>	1,093
<b>CPU support</b> 	<i>Black metal CPU support. Mounts under a surface. Hardware included. Adjusts to CPU.</i>			
	5½- x 10 x 17½- 9 <sup>4</sup> / <sub>5</sub> 22	140- x 250 x 437- 245 550	<b>LGC-CCPU</b>	194
<b>Electronic fluorescent task lights</b> 	<i>Electronic tubes are more efficient and do not cause interference. Electronic ballast T5 – 4100K. 19": 10W, 25": 14W, 37": 21W, 49": 28W. 160-degree swivel to orient the light. ETL Certification (UL / CSA equivalent). 9' cord included. Black.</i>			
	18 <sup>7</sup> / <sub>8</sub> x 3 <sup>3</sup> / <sub>8</sub> x 1	480 x 85 x 26	<b>LGC-T5LE19</b>	234
	24 <sup>5</sup> / <sub>8</sub> x 3 <sup>3</sup> / <sub>8</sub> x 1	626 x 85 x 26	<b>LGC-T5LE25</b>	259
	36½ x 3 <sup>3</sup> / <sub>8</sub> x 1	927 x 85 x 26	<b>LGC-T5LE37</b>	286
	48¼ x 3 <sup>3</sup> / <sub>8</sub> x 1	1226 x 85 x 26	<b>LGC-T5LE49</b>	320

= ASSEMBLY REQUIRED

= QUICKSHIP


USA – JULY 2021



	W x D x H (in)	W x D x H (mm)	Code	Price (\$)
	16½ x 2 x ¾	417 x 50 x 14	LGC-LED17	366
	24½ x 2 x ¾	765 x 50 x 14	LGC-LED31	459
	36½ x 2 x ¾	1100 x 50 x 14	LGC-LED44	837

**Fabrics for screens and tackboards** *These prices are applicable for Grade 1 and 2 fabrics. For other grades add: Grade 3: 15%, Grade 4: 20%, Grade 5: 25%, Grade 6: 30%, Grade 7: 35%.*

**Tackboards for hutches** *Tackboards and rails for hutches may be combined to optimize storage space with the accessories.*

	44" H hutches	36" H hutches		
	19" H tackboard	—		
	15" H tackboard + 1 rail	15" H tackboard		
	11" H tackboard + 2 rails	11" H tackboard + 1 rail		
	<b>19" (480 mm) high.</b>			
	82 x ½ x 19	2045 x 13 x 480	LGC-TK8219E	478
	76 x ½ x 19	1895 x 13 x 480	LGC-TK7619E	464
	70 x ½ x 19	1745 x 13 x 480	LGC-TK7019E	453
	64 x ½ x 19	1595 x 13 x 480	LGC-TK6419E	439
	58 x ½ x 19	1445 x 13 x 480	LGC-TK5819E	426
	52 x ½ x 19	1295 x 13 x 480	LGC-TK5219E	411
46 x ½ x 19	1145 x 13 x 480	LGC-TK4619E	399	
40 x ½ x 19	995 x 13 x 480	LGC-TK4019E	386	
34 x ½ x 19	845 x 13 x 480	LGC-TK3419E	372	

All United Chair® standard fabrics (except vinyls and leathers) are available to coordinate on tackboards and screens. A "C.O.M." program is available upon request. For more information, contact Groupe Lacasse customer service.

**Specify the fabric code at the end of the product code.**

<b>15" (380 mm) high.</b>				
82 x ½ x 15	2045 x 13 x 380	LGC-TK8215E	464	
76 x ½ x 15	1895 x 13 x 380	LGC-TK7615E	453	
70 x ½ x 15	1745 x 13 x 380	LGC-TK7015E	439	
64 x ½ x 15	1595 x 13 x 380	LGC-TK6415E	426	
58 x ½ x 15	1445 x 13 x 380	LGC-TK5815E	411	
52 x ½ x 15	1295 x 13 x 380	LGC-TK5215E	399	
46 x ½ x 15	1145 x 13 x 380	LGC-TK4615E	386	
40 x ½ x 15	995 x 13 x 380	LGC-TK4015E	372	
34 x ½ x 15	845 x 13 x 380	LGC-TK3415E	360	

**Specify the fabric code at the end of the product code.**

<b>11" (280 mm) high.</b>				
82 x ½ x 11	2045 x 13 x 280	LGC-TK8211E	453	
76 x ½ x 11	1895 x 13 x 280	LGC-TK7611E	439	
70 x ½ x 11	1745 x 13 x 280	LGC-TK7011E	426	
64 x ½ x 11	1595 x 13 x 280	LGC-TK6411E	411	
58 x ½ x 11	1445 x 13 x 280	LGC-TK5811E	399	
52 x ½ x 11	1295 x 13 x 280	LGC-TK5211E	386	
46 x ½ x 11	1145 x 13 x 280	LGC-TK4611E	372	
40 x ½ x 11	995 x 13 x 280	LGC-TK4011E	360	
34 x ½ x 11	845 x 13 x 280	LGC-TK3411E	344	

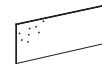
**Specify the fabric code at the end of the product code.**

**Metal hanging rails for hutches** *To be fixed to a hutch to receive accessory trays. Mounting hardware included.*

82 x ¾ x 4	2045 x 19 x 100	LGC-RA82E_	239
76 x ¾ x 4	1895 x 19 x 100	LGC-RA76E_	234
70 x ¾ x 4	1745 x 19 x 100	LGC-RA70E_	227
64 x ¾ x 4	1595 x 19 x 100	LGC-RA64E_	219
58 x ¾ x 4	1445 x 19 x 100	LGC-RA58E_	211
52 x ¾ x 4	1295 x 19 x 100	LGC-RA52E_	205
46 x ¾ x 4	1145 x 19 x 100	LGC-RA46E_	200
40 x ¾ x 4	995 x 19 x 100	LGC-RA40E_	194
34 x ¾ x 4	845 x 19 x 100	LGC-RA34E_	188

**Specify the accent color (A, S).**

**Wall-mounted tackboards**



All United Chair® standard fabrics (except vinyls and leathers) are available to coordinate on tackboards and screens. A "C.O.M." program is available upon request. For more information, contact Groupe Lacasse customer service.

W x D x H (in)	W x D x H (mm)	Code	Price (\$)
<i>Tackboards and wall-mounted hanging rails may be combined to optimize storage space with the accessories.</i>			
<i>21" H tackboard</i>			
<i>17" H tackboard + 1 rail</i>			
<i>13" H tackboard + 2 rails</i>			

<b>21" (540 mm) high.</b>			
84 x ½ x 21	2100 x 13 x 540	LGC-TK8421M	499
78 x ½ x 21	1950 x 13 x 540	LGC-TK7821M	478
72 x ½ x 21	1800 x 13 x 540	LGC-TK7221M	464
66 x ½ x 21	1650 x 13 x 540	LGC-TK6621M	453
60 x ½ x 21	1500 x 13 x 540	LGC-TK6021M	439
54 x ½ x 21	1350 x 13 x 540	LGC-TK5421M	426
48 x ½ x 21	1200 x 13 x 540	LGC-TK4821M	411
42 x ½ x 21	1050 x 13 x 540	LGC-TK4221M	399
36 x ½ x 21	900 x 13 x 540	LGC-TK3621M	386

**Specify the fabric code at the end of the product code.**

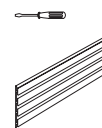
<b>17" (440 mm) high.</b>			
84 x ½ x 17	2100 x 13 x 440	LGC-TK8417M	478
78 x ½ x 17	1950 x 13 x 440	LGC-TK7817M	464
72 x ½ x 17	1800 x 13 x 440	LGC-TK7217M	453
66 x ½ x 17	1650 x 13 x 440	LGC-TK6617M	439
60 x ½ x 17	1500 x 13 x 440	LGC-TK6017M	426
54 x ½ x 17	1350 x 13 x 440	LGC-TK5417M	411
48 x ½ x 17	1200 x 13 x 440	LGC-TK4817M	399
42 x ½ x 17	1050 x 13 x 440	LGC-TK4217M	386
36 x ½ x 17	900 x 13 x 440	LGC-TK3617M	372

**Specify the fabric code at the end of the product code.**

<b>13" (340 mm) high.</b>			
84 x ½ x 13	2100 x 13 x 340	LGC-TK8413M	464
78 x ½ x 13	1950 x 13 x 340	LGC-TK7813M	453
72 x ½ x 13	1800 x 13 x 340	LGC-TK7213M	439
66 x ½ x 13	1650 x 13 x 340	LGC-TK6613M	426
60 x ½ x 13	1500 x 13 x 340	LGC-TK6013M	411
54 x ½ x 13	1350 x 13 x 340	LGC-TK5413M	399
48 x ½ x 13	1200 x 13 x 340	LGC-TK4813M	386
42 x ½ x 13	1050 x 13 x 340	LGC-TK4213M	372
36 x ½ x 13	900 x 13 x 340	LGC-TK3613M	360

**Specify the fabric code at the end of the product code.**

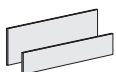
**Wall-mounted metal hanging rails**



<i>To be fixed to a wall to receive accessory trays. Mounting hardware included.</i>			
84 x ¾ x 4	2100 x 19 x 100	LGC-RA84M_	246
78 x ¾ x 4	1950 x 19 x 100	LGC-RA78M_	239
72 x ¾ x 4	1800 x 19 x 100	LGC-RA72M_	234
66 x ¾ x 4	1650 x 19 x 100	LGC-RA66M_	227
60 x ¾ x 4	1500 x 19 x 100	LGC-RA60M_	219
54 x ¾ x 4	1350 x 19 x 100	LGC-RA54M_	211
48 x ¾ x 4	1200 x 19 x 100	LGC-RA48M_	205
42 x ¾ x 4	1050 x 19 x 100	LGC-RA42M_	200
36 x ¾ x 4	900 x 19 x 100	LGC-RA36M_	194

**Specify the accent color (A, S).**

TACKBOARDS FOR ACCESSORY BRACKETS



All United Chair® standard fabrics (except vinyls and leathers) are available to coordinate on tackboards and screens. A "C.O.M." program is available upon request. For more information, contact Groupe Lacasse customer service.

W x D x H (in)	W x D x H (mm)	Code	Price (\$)
<i>Mounts to the accessory brackets LGC-SUPAC_ / LGC-SUPL_. Compatible with units having full-width wire access or spacing between surface and base (Quad, Morpheo and Options).</i>			
<i>These prices are applicable for Grade 1 and 2 fabrics. For other grades add: Grade 3: 15%, Grade 4: 20%, Grade 5: 25%, Grade 6: 30%, Grade 7: 35%.</i>			
71 x 1½ x 17	1778 x 36 x 442	LGC-TK7217_	711
65 x 1½ x 17	1628 x 36 x 442	LGC-TK6617_	692
59 x 1½ x 17	1478 x 36 x 442	LGC-TK6017_	658
53 x 1½ x 17	1328 x 36 x 442	LGC-TK5417_	637
47 x 1½ x 17	1178 x 36 x 442	LGC-TK4817_	597
41 x 1½ x 17	1028 x 36 x 442	LGC-TK4217_	578
35 x 1½ x 17	878 x 36 x 442	LGC-TK3617_	558
29 x 1½ x 17	728 x 36 x 442	LGC-TK3017_	532
23 x 1½ x 17	578 x 36 x 442	LGC-TK2417_	511
71 x 1½ x 8½	1778 x 36 x 213	LGC-TK7208_	538
65 x 1½ x 8½	1628 x 36 x 213	LGC-TK6608_	519
59 x 1½ x 8½	1478 x 36 x 213	LGC-TK6008_	499
53 x 1½ x 8½	1328 x 36 x 213	LGC-TK5408_	470
47 x 1½ x 8½	1178 x 36 x 213	LGC-TK4808_	433
41 x 1½ x 8½	1028 x 36 x 213	LGC-TK4208_	404
35 x 1½ x 8½	878 x 36 x 213	LGC-TK3608_	386
29 x 1½ x 8½	728 x 36 x 213	LGC-TK3008_	366
23 x 1½ x 8½	578 x 36 x 213	LGC-TK2408_	344

Specify the accent code (A, S). Specify the fabric code at the end of the product code.

Short accessory brackets (2)	1½ x 4 x 11	38 x 100 x 284	LGC-SUPAC_	167
------------------------------	-------------	----------------	------------	-----



Specify the accent color (A, S).

Long accessory brackets (2)	1½ x 4 x 20	38 x 100 x 513	LGC-SUPAL_	167
-----------------------------	-------------	----------------	------------	-----



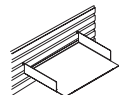
Specify the accent color (A, S).

Hanging rail	<i>Mounts to the accessory brackets.</i>			
	71 x 1½ x 8½	1778 x 36 x 213	LGC-RA72_	404
	65 x 1½ x 8½	1628 x 36 x 213	LGC-RA66_	378
	59 x 1½ x 8½	1478 x 36 x 213	LGC-RA60_	353
	53 x 1½ x 8½	1328 x 36 x 213	LGC-RA54_	326
	47 x 1½ x 8½	1178 x 36 x 213	LGC-RA48_	286
	41 x 1½ x 8½	1028 x 36 x 213	LGC-RA42_	259
	35 x 1½ x 8½	878 x 36 x 213	LGC-RA36_	234
	29 x 1½ x 8½	728 x 36 x 213	LGC-RA30_	205
	23 x 1½ x 8½	578 x 36 x 213	LGC-RA24_	172



Specify the accent color (A, S).

Horizontal paper trays	<i>Metal. Compatible with all Lacasse's accessory rails. Letter size.</i>			
	12 x 2 x 10	305 x 50 x 251	LGC-RPT11_	108
	<i>Legal size.</i>			
	15 x 2 x 10	375 x 50 x 251	LGC-RPT14_	120



Specify the accent color (A, S).

Vertical paper tray	<i>Metal. 2¼" (68 mm) clear depth. Compatible with all Lacasse's accessory rails.</i>			
	12 x 8 x 2¾	300 x 68 x 70	LGC-RVPT11_	132



Specify the accent color (A, S).

Accessory trays	<i>Metal. Compatible with all Lacasse's accessory rails.</i>			
	12 x 1¼ x 3 <sup>7</sup> / <sub>8</sub>	305 x 30 x 96	LGC-RAS12_	91
	20 x 1¼ x 3 <sup>7</sup> / <sub>8</sub>	505 x 30 x 96	LGC-RAS20_	113



Specify the accent color (A, S).

Screens

Fabric stackable screens



All United Chair® standard fabrics (except vinyls and leathers) are available to coordinate on tackboards and screens. A "C.O.M." program is available upon request. For more information, contact Groupe Lacasse customer service.

Laminate stackable screens



Screens are compatible with units having full-width wire access or spacing between surface and base. Maximum of 2 vertically stacked screens. Restrictions: surfaces 20" and 24" deep used independently.

These prices are applicable for Grade 1 and 2 fabrics. For other grades add: Grade 3: 15%, Grade 4: 20%, Grade 5: 25%, Grade 6: 30%, Grade 7: 35%.

<i>2 connecting extrusions included on surfaces with LGC-7PO_ and LGC-14TP_ supports.</i>			
72 x 1 x 16	1800 x 25 x 406	LGC-SCF7216_	597
66 x 1 x 16	1650 x 25 x 406	LGC-SCF6616_	572
60 x 1 x 16	1500 x 25 x 406	LGC-SCF6016_	538
54 x 1 x 16	1350 x 25 x 406	LGC-SCF5416_	511
48 x 1 x 16	1200 x 25 x 406	LGC-SCF4816_	478
42 x 1 x 16	1050 x 25 x 406	LGC-SCF4216_	453
36 x 1 x 16	900 x 25 x 406	LGC-SCF3616_	420
30 x 1 x 16	750 x 25 x 406	LGC-SCF3016_	393
24 x 1 x 16	600 x 25 x 406	LGC-SCF2416_	366

Specify the accent code (A, S). Specify the fabric code at the end of the product code.

Extrusions at both ends to mount on surfaces with LGC-7PO\_ and LGC-14TP\_ supports.

72 x 1 x 16	1800 x 25 x 406	LGC-SCL7216_	353
66 x 1 x 16	1650 x 25 x 406	LGC-SCL6616_	344
60 x 1 x 16	1500 x 25 x 406	LGC-SCL6016_	338
54 x 1 x 16	1350 x 25 x 406	LGC-SCL5416_	332
48 x 1 x 16	1200 x 25 x 406	LGC-SCL4816_	326
42 x 1 x 16	1050 x 25 x 406	LGC-SCL4216_	320
36 x 1 x 16	900 x 25 x 406	LGC-SCL3616_	312
30 x 1 x 16	750 x 25 x 406	LGC-SCL3016_	307
24 x 1 x 16	600 x 25 x 406	LGC-SCL2416_	299

Specify the accent color (A, S).

Screen supports (2)	<i>To be mounted under the surface.</i>			
	1½ x 8 x 12	40 x 200 x 310	LGC-7PO_	205



Specify the accent color (A, S).

Screen extensions (2)	<i>Insert into the first screen in order to stack the second one. Anthracite Grey metal.</i>			
	¾ x 1/8 x 14	20 x 3 x 350	LGC-14TP	120



Adhesive wire channels	<i>Self-adhesive. Can hold most power bars.</i>			
	68 x 2¼ x 3¼	1700 x 60 x 80	LGC-HWMC72_	132
	44 x 2¼ x 3¼	1100 x 60 x 80	LGC-HWMC48_	113
	20 x 2¼ x 3¼	500 x 60 x 80	LGC-HWMC24_	91



Specify the accent color (A, S).

Vertical wire channel	<i>Self-adhesive. Installs to base or leg. 2 lengths of 20" (500 mm) each.</i>			
	1 x 1½ x 20	25 x 12 x 500	LGC-VWMC20_	91



Specify the accent color (A, S).




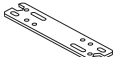


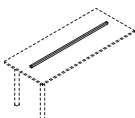
Vertical pigeonholes	<i>21" H – 6 compartments, 17" H – 5 compartments. Legal size.</i>			
	18 x 12 x 20¼	449 x 311 x 515	LGC-DV1821	511
	18 x 12 x 17¾	449 x 311 x 442	LGC-DV1817	478
	<i>Letter size.</i>			
	12 x 12 x 20¼	299 x 311 x 515	LGC-DV1221	464
	12 x 12 x 17¾	299 x 311 x 442	LGC-DV1217	433



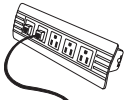



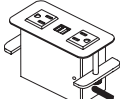
Grommets	<i>Round or square in various dimensions supplied in accordance with the standards of furniture series ordered.</i>			
	<i>Black for Concept 70, 300, 400E</i>		LGC-GRV25N	35
	<i>For Options, Morpheo, Concept 3, PanGram (1")</i>		LGC-GRQ25_	35
	<i>For Quad, Options, Morpheo, Quorum (1½")</i>		LGC-GRQ38_	35







Specify the accent code (A, S).



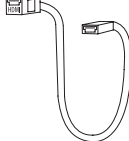
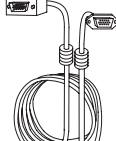

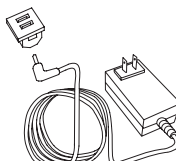
	W x D x H (in)	W x D x H (mm)	Code	Price (\$)
<b>Cushions for mobile pedestals</b> 	2" (51mm) foam. Installs on 20" (500 mm) storage units or mobile pedestal with self-fastening band. These prices are applicable for United Chair® Grade 1 and 2 fabrics. For other United Chair® grades add: Grade 3: 15%, Grade 4: 20%, Grade 5: 25%, Grade 6: 30%, Grade 7: 35%.			
	15 x 18 x 2	388 x 450 x 51	<b>LGC-CU1518</b>	<b>273</b>
	<b>Specify the fabric code at the end of the product code.</b>			
<b>Front-to-back suspension bars</b> 	Suspension bars for all laminate lateral file drawers. Allows front-to-back filing.			
	15 <sup>1</sup> / <sub>8</sub> x 6 x 1 <sup>1</sup> / <sub>4</sub>	384 x 152 x 32	<b>LGC-FTB2</b>	<b>46</b>
	15 <sup>1</sup> / <sub>8</sub> x 6 x 1 <sup>1</sup> / <sub>4</sub>	384 x 152 x 32	<b>LGC-FTB4</b>	<b>113</b>
<b>Counterweight</b> 	Prevents lateral file from tipping over when top drawer is overloaded. To meet BIFMA standards, order 1 counterweight for 24" deep and 2 for 20" deep lateral file.			
	13 x 4 x 4	330 x 100 x 100	<b>LGC-CW</b>	<b>139</b>
<b>Flush plate</b> 	To link and level two surfaces. 10 per package. Black metal.			
	7 x 1 <sup>1</sup> / <sub>2</sub> x 1 <sup>1</sup> / <sub>8</sub>	175 x 38 x 3	<b>LGC-FLP</b>	<b>74</b>
<b>Footrest</b> 	Adjustable foot support. Tilt angles of 6°, 12°, 16° and 25°. Anti-fatigue rubber surface on platform. Black with grey accents.			
	16 x 14 x 3-5	405 x 350 x 75-125	<b>LGC-FR</b>	<b>153</b>
<b>Coat hook</b> 	Stainless steel finish. Hardware included. Can be fixed to wall or other surface.			
	2 <sup>3</sup> / <sub>8</sub> x 2 <sup>5</sup> / <sub>32</sub> x 1 <sup>1</sup> / <sub>2</sub>	60 x 20 x 35	<b>LGC-CH</b>	<b>86</b>
<b>Work surface reinforcement bar</b> 	Metal black.			
	54 x 2 x 1	1372 x 51 x 25	<b>LGC-BAR</b>	<b>91</b>


**ELECTRICAL AND COMMUNICATION MODULES**

<b>Removable electrical / communication module</b> 	3 electrical outlets. Can accommodate the couplers listed on this page. 72" (1829 mm) cord included. Silver anodized aluminum. UL and CUL certified.			
	10 x 5 <sup>1</sup> / <sub>2</sub> x 3	255 x 140 x 75	<b>LGC-PCS</b>	<b>411</b>
<b>Half electrical module</b> 	2 electrical outlets. 72" (1829 mm) cord included. Silver anodized aluminum. Field installed. UL and CUL certified.			
	4 <sup>7</sup> / <sub>8</sub> x 4 <sup>1</sup> / <sub>4</sub> x 3	120 x 106 x 75	<b>LGC-HPC</b>	<b>273</b>
<b>Electrical / communication module</b> 	Includes two electrical outlets. Can accommodate the couplers listed on this page. 72" (1829 mm) cord included. Silver anodized aluminum. Field installed. UL and CUL certified. Adaptors included.			
	8 <sup>1</sup> / <sub>4</sub> x 4 <sup>3</sup> / <sub>8</sub> x 3	212 x 110 x 75	<b>LGC-PC2P</b>	<b>464</b>
<b>Double-sided electrical / communication module</b> 	Includes two electrical outlets on each side. Can accommodate the couplers listed on this page. 72" (1829 mm) cord included. Silver anodized aluminum. Field installed. UL and CUL certified. Adaptors included.			
	8 <sup>1</sup> / <sub>4</sub> x 8 x 3	206 x 200 x 75	<b>LGC-DPC4P</b>	<b>824</b>
<b>Flush-mount rectangular electrical / communication module</b> 	Includes two electrical outlets and two 2.1A USB ports. 120VAC power outlet. Spill resistant. 108" (2743 mm) cord included. Mounting screw included. Silver. Field installed. ETL certified.			
	6 <sup>1</sup> / <sub>4</sub> x 2 <sup>1</sup> / <sub>2</sub> x 3 <sup>1</sup> / <sub>8</sub>	159 x 64 x 79	<b>LGC-PCQ1USB2P</b>	<b>508</b>

	W x D x H (in)	W x D x H (mm)	Code	Price (\$)
<b>Grommet-mounted flush rectangular electrical / communication module</b> 	Includes one electrical outlet and two 2.1A USB ports. Fits in the rectangular Lacasse grommet hole. 120VAC power outlet. Spill resistant. 108" (2743 mm) cord included. Mounting screw included. Silver. Field installed. ETL certified.			
	3 <sup>3</sup> / <sub>4</sub> x 2 <sup>1</sup> / <sub>4</sub> x 3 <sup>1</sup> / <sub>8</sub>	95 x 57 x 79	<b>LGC-PCQ1USB1P</b>	<b>450</b>
<b>Flush-mount round electrical / communication module</b> 	Includes two electrical outlets and two 2.1A USB ports. 120VAC power outlet. Spill resistant. 108" (2743 mm) cord included. Mounting screw included. Silver. Field installed. ETL certified.			
	6 x 6 x 3 <sup>1</sup> / <sub>8</sub>	152 x 152 x 79	<b>LGC-PCV1USB2P</b>	<b>508</b>
<b>Grommet-mounted flush round electrical / communication module</b> 	Includes one electrical outlet and two 2.1A USB ports. Fits in the rectangular Lacasse grommet hole. 120VAC power outlet. Spill resistant. 108" (2746 mm) cord included. Mounting screw included. Silver. Field installed. ETL certified.			
	5 <sup>1</sup> / <sub>4</sub> x 5 <sup>1</sup> / <sub>4</sub> x 3 <sup>1</sup> / <sub>8</sub>	133 x 133 x 79	<b>LGC-PCV1USB1P</b>	<b>450</b>
<b>Wireless charger</b> 	Compatible with any Qi rated devices and smartphones, refer to the wireless compatibility chart on next page. 78" (1981 mm) cord included. Silver anodized aluminum. Field installed. The transformer is UL and CUL certified.			
	3 <sup>1</sup> / <sub>4</sub> x 3 <sup>1</sup> / <sub>4</sub> x 3 <sup>1</sup> / <sub>4</sub>	84 x 84 x 17	<b>LGC-CHARGE</b>	<b>601</b>

**COUPLERS**

<b>Voice coupler</b> 	RJ11 coupler, category 3. Modular coupler to connect a standard phone. Compatible with electrical / communication modules LGC-PC2P or LGC-DPC4P. Black. Must be used with the adaptors provided with selected accessories plates or modules. Field installed.			
	9 <sup>1</sup> / <sub>16</sub> x 5 <sup>5</sup> / <sub>8</sub> x 1 <sup>3</sup> / <sub>16</sub>	14 x 16 x 30	<b>LGC-RJ11</b>	<b>69</b>
<b>Data jack</b> 	RJ-45 coupler, category 5. 110 connect jack used for internet and multi-line/VOIP phone systems. Compatible with electrical / communication modules LGC-PC2P or LGC-DPC4P. Black. Must be used with the adaptors provided with selected accessories plates or modules. Field installed.			
	5 <sup>7</sup> / <sub>8</sub> x 5 <sup>7</sup> / <sub>8</sub> x 1 <sup>3</sup> / <sub>16</sub>	16 x 16 x 30	<b>LGC-RJ45</b>	<b>119</b>
<b>HDMI connector</b> 	To connect to HD displays that accept HDMI feed. Female / female connection. 18" (457 mm) cord. Compatible with electrical / communication modules LGC-PC2P or LGC-DPC4P. Black. Must be used with the adaptors provided with selected accessories plates or modules. Field installed.			
	5 <sup>7</sup> / <sub>8</sub> x 9 <sup>1</sup> / <sub>16</sub> x 1 <sup>3</sup> / <sub>16</sub>	16 x 14 x 30	<b>LGC-HDMI</b>	<b>137</b>
<b>VGA coupler</b> 	Female-to-male connector cable. Device cable not included. 120" (3048 mm) cord included. Compatible with electrical / communication modules LGC-PC2P or LGC-DPC4P. Black. Must be used with the adaptors provided with selected accessories plates or modules. Field installed.			
	1 <sup>1</sup> / <sub>4</sub> x 1 <sup>1</sup> / <sub>4</sub> x 1 <sup>1</sup> / <sub>2</sub>	33 x 12 x 37	<b>LGC-VGA</b>	<b>137</b>
<b>USB 3.0 coupler</b> 	Simultaneous read and write capability. Transfer speed of 5 gbs/sec. Does not charge. 72" (1829 mm) cord. Compatible with electrical / communication modules LGC-PC2P or LGC-DPC4P. Black. Must be used with the adaptors provided with selected accessories plates or modules. Field installed.			
	5 <sup>7</sup> / <sub>8</sub> x 9 <sup>1</sup> / <sub>16</sub> x 1 <sup>3</sup> / <sub>16</sub>	16 x 14 x 30	<b>LGC-USBDATA</b>	<b>113</b>
<b>USB charging coupler</b> 	USB-A connections for USB-powered device and charging mobile electronics. 2,000 mA of charging power. 72" (1829 mm) cord. Compatible with electrical / communication modules LGC-PC2P or LGC-DPC4P. Black. Must be used with the adaptors provided with selected accessories plates or modules. Field installed. The transformer is UL and CUL certified.			
	1 x 1 x 1 <sup>3</sup> / <sub>16</sub>	26 x 26 x 30	<b>LGC-USB</b>	<b>169</b>

 = QUICKSHIP

USA - JULY 2021

# TECHNICAL PERFORMANCES

## THERMOFUSED LAMINATE (TFL):

- Depending on the furniture collection, Lacasse casegoods have TFL surfaces and side panels made of particleboard panels of 1" (25,4 mm) or 1½" (38 mm) thick finished with a mar-resistant high-performance thermofused laminate (45 lbs/ft<sup>3</sup>). The particleboard panels are laminated on both sides for proper balance.
- TFL technology consists on a decorative paper impregnated with reactive melamine resins which is thermally fused to a substrate (particleboard). The heat and pressure produces a **permanent thermal bond** between the melamine resins, the decorative paper and the substrate. The bonding process results in a clear, hard and non-porous surface.
- TFL panels, unlike wood, will not gouge or dent.
- Delamination is not possible, due to the manufacturing process.
- TFL panels carry a 25-year warranty.

## HIGH-PRESSURE LAMINATE (HPL):

- Certain collections are also available with HPL surfaces made of 1¼" (27 mm) or 1⅞" (40 mm) thick particleboard finished with high-pressure laminate (laminate plus a ⅓" (0,8 mm) black backing).
- HPL technology consists of multiple layers of Kraft paper saturated with phenolic resin, a decorative layer of paper saturated with melamine resin, and a very thin top sheet of heavily saturated melamine resin. The high-pressure laminate sheet is then glued to a substrate (particleboard).
- HPL panels offer a good wear and impact resistance.
- HPL panels carry a 5-year warranty.

# CONVERSION TABLE

## SPECIFICATIONS

Metric dimensions are exact; imperial dimensions are nominal.

Nominal	Metric	Exact imp.	Nominal	Metric	Exact imp.	Nominal	Metric	Exact imp.
6	150	5.91	36	900	35.43	66	1650	64.96
7	175	6.89	37	925	36.42	67	1675	65.94
8	200	7.87	38	950	37.40	68	1700	66.93
9	225	8.86	39	975	38.39	69	1725	67.91
10	250	9.84	40	1000	39.37	70	1750	68.90
11	275	10.83	41	1025	40.35	71	1775	69.88
12	300	11.81	42	1050	41.34	72	1800	70.87
13	325	12.80	43	1075	42.32	73	1825	71.85
14	350	13.78	44	1100	43.31	74	1850	72.83
15	375	14.76	45	1125	44.29	75	1875	73.82
16	400	15.75	46	1150	45.28	76	1900	74.80
17	425	16.73	47	1175	46.26	77	1925	75.79
18	450	17.72	48	1200	47.24	78	1950	76.77
19	475	18.70	49	1225	48.23	79	1975	77.76
20	500	19.69	50	1250	49.21	80	2000	78.74
21	525	20.67	51	1275	50.20	81	2025	79.72
22	550	21.62	52	1300	51.18	82	2050	80.71
23	575	22.64	53	1325	52.17	83	2075	81.69
24	600	23.62	54	1350	53.15	84	2100	82.68
25	625	24.61	55	1375	54.13	85	2125	83.68
26	650	25.59	56	1400	55.12	86	2150	84.65
27	675	26.57	57	1425	56.10	87	2175	85.63
28	700	27.56	58	1450	57.09	88	2200	86.61
29	725	28.54	59	1475	58.07	89	2225	87.60
30	750	29.53	60	1500	59.06	90	2250	88.58
31	775	30.51	61	1525	60.04	96	2400	94.49
32	800	31.50	62	1550	61.02	120	3000	118.11
33	825	32.48	63	1575	62.01	126	3150	124.02
34	850	33.46	64	1600	62.99	144	3600	141.73
35	875	34.45	65	1625	63.96			



# TERMS & CONDITIONS OF SALE

## 1. ORDER PLACEMENT

- a) The seller sells its products in the terms set forth in these standard terms of sale. All orders must be submitted in writing as represented by a valid purchase order, which includes the total list and net dollars. The seller reserves the right to refuse any order.
- b) Groupe Lacasse LLC cannot be held responsible for dealer's errors, omissions and order duplication due to non-compliance with this procedure. The following information is required to process an order

CUSTOMER INFORMATION	PRODUCT INFORMATION
Sold/Ship to address	Quantity
Purchase order number	Product numbers including options
Authorized signature	Colors and fabrics (all surfaces)
Contact name	Note: Product number overrules the written description and/or comment lines
Consignee contact name and phone	
Bid/Quote # if applicable	
Product total (list/net)	
Preferred delivered date (Specific delivery date not guaranteed)	

## 2. ORDER CHANGES

Any change to an original purchase order must be received in writing no later than 48 hours after receipt of the original order. Any change to the original order after 48 hours, if approved, will result in production rescheduling. The cost variances will have to be approved by the customer before production rescheduling. No changes allowed on QuickShip orders.

## 3. ORDER CANCELLATIONS

Cancellations must be requested in writing no later than 48 hours after receipt of the original order and are subject to approval by Groupe Lacasse LLC. Cancellations cannot be accepted otherwise. No cancellation allowed on QuickShip orders.

## 4. ORDER ACKNOWLEDGMENT

Orders will be acknowledged to dealers by Groupe Lacasse LLC. Please refer to the acknowledgment copy to make sure it agrees with your original purchase order. When corresponding, please refer to the acknowledgment number. If you do not receive your order acknowledgement within 48 hours, please contact our customer service.

## 5. LIMITED LIFETIME WARRANTY

Groupe Lacasse LLC warrants its products to be free from defects in material and workmanship for as long as the original purchaser owns it; proof of purchase from Groupe Lacasse LLC being the only official document accepted by Groupe Lacasse LLC for any claim. This warranty is subject to the limitations, exclusions and other provisions below:

- Twenty-five years: High-performance thermofused laminate.
- Twenty years: Drawer slides.
- Ten years: Locks.
- Five years: Adjustable surface mechanisms, metal legs.
- Five years: High-pressure laminate, casters, fabrics, metal frame doors, electrical components, thermoplastic polymer extrusions and accessories.
- One year: Electrical modules and components, electronic locks.
- Exclusions: C.O.M., light bulbs and ballasts.

This warranty is made by Groupe Lacasse LLC only to purchasers acquiring the product directly from Groupe Lacasse LLC, its authorized dealers, or others who are specifically authorized by Groupe Lacasse LLC to sell such products. The purchaser's remedy is limited to repair or replacement, at Groupe Lacasse LLC's option, of products which when used normally, prove to be defective within the period stated. Labor, delivery charges and service not covered under warranty. This warranty does not apply to any product which must be replaced because of normal wear and tear, negligence, abuse or accident or which has been modified by someone other than Groupe Lacasse LLC or its authorized dealers. The remedy stated herein are expressly agreed to be exclusive as a condition of sale. Groupe Lacasse LLC's liability with respect to its products or installation services should not exceed that expressly set forth above. Under no circumstances shall Groupe Lacasse LLC be liable for accidental or consequential damages. Specials may be subject to a limited warranty.

## 6. PRICES

All prices listed are suggested retail prices, F.O.B. our factory, St-Pie, Quebec, Canada. Accepted orders are subject to prices and taxes prevailing at the time of shipment. Prices and taxes are subject to change without notice. If shipping date requested is more than 90 days from date of order, Groupe Lacasse LLC shall have the right to use the published list prices effective at the time of shipment. Prices shown in price book have priority over electronic catalog contents.

## 7. TERMS (UPON ACCEPTANCE FROM OUR CREDIT DEPARTMENT)

Net 30 days from date of invoice. Any product sold shall remain the property of Groupe Lacasse LLC and shall remain the seller's property until paid for. The buyer agrees to perform all acts which may be necessary to protect and assure retention of title to such products by Groupe Lacasse LLC until such time as goods have been paid for in full. No sales within a one-year period will automatically lead to the account's closure.

## 8. QUOTATIONS

Quotations are valid for a period of ninety (90) days unless otherwise specified on the quote.

## 9. CHANGES

All illustrations, specifications and prices in this book are based on the latest product information available at the time of publication. The right is reserved to make changes, at any time and without prior notice, to prices, colors, materials, specifications and models offered.

## 10. PACKING AND SHIPPING

Packaging consists of polyethylene and protectors or separate cartons, depending on method of shipment.

## 11. DELIVERY

The scheduled delivery week is specified on our acknowledgment. Groupe Lacasse is not liable for delay or failure to deliver goods due to causes beyond its control (such as a casualty, an act of god, a labor dispute, or

an accident; the inability to obtain the necessary labor, material or transportation; or any change requested by the customer). Under these circumstances, the ship date will be extended to compensate for the delay as determined by the Seller.

Groupe Lacasse will accept, upon prior approval by Logistics and Customer Service departments, to make installation job site deliveries for a minimum of one half of a full truckload (1,200 cubic feet/33.98 m<sup>3</sup>); however, and in all cases, an unloading dock must be available to accommodate 53 ft. (16.15 m), trailers and the address is also subject to approval. Unloading at destination is the sole responsibility of the purchaser. No waiting time will be possible; however, and if any is incurred, it will be recharged to the purchaser.

Under no circumstance will Groupe Lacasse deliver goods in a residential area.

## Surcharge

Time sensitive deliveries (weekend deliveries, night, etc.) that require expedited carrier service will result in additional charges that will be passed onto the consignee (dealer). Liftgates: Our standard carriers do not have liftgates. Requests for liftgates can often be accommodated but will result in extra fees and they must be made at least 2 weeks in advance.

## 12. SHIPPING WEIGHTS AND VOLUMES

Shipping weights and volumes are available on the Groupe Lacasse website and may vary due to the constantly improving methods of packaging.

## 13. ROUTING

Unless otherwise specified by the buyer and agreed to by Groupe Lacasse, the latter reserves the right to select the route, method of shipment and carrier. Customer requests for special carrier, method of shipment and/or routing will be shipped freight collect.

## 14. TRANSPORTATION POLICY

"Zone 0" shipments are FCA plant.

"Zone 1", "Zone 2", "Zone 3", "Zone 4" and "Zone 5" pricing includes freight cost to your geographical location.

On all orders less than \$2,000 net (regardless of brand and/or of shipping point) we will add a \$150 "small order fee".

Please take note of the following exclusion to the "small order fee":

- By combining different product collections in one order, even if the net value of each collection is less than \$2,000 net, but the total value of all collections in one order is at least or above \$2,000 net, and as long as all products are shipped at the same destination / receiving location (ship to), the fee will not apply regardless of shipping dates and points of origins.

Small orders under \$25 net are subject to a \$20 small order fee (instead of \$150) regardless of the shipping zones.

Freight charges beyond the continental United States are the purchaser's responsibility. Shipments beyond the continental United States must deliver to a freight forwarder or forwarding carrier of your choice. It is the customer's responsibility to provide this information on purchase orders.

## 15. FREIGHT CLAIMS

All FCA destination claims will be handled and filed by the Seller. In order to expedite any credit due, your help and assistance is required. Please adhere to the following guidelines:

The merchandise is carefully packed and thoroughly inspected before leaving the warehouse. Responsibility for its safe delivery is assumed by the carrier upon acceptance of the shipment. Claims for loss or damage sustained in transit must therefore be made to Groupe Lacasse as follows:

### 1) Concealed loss or damage

Concealed loss or damage means loss or damage that does not become apparent until the merchandise has been unpacked. The contents may be damaged in transit due to rough handling even though the carton may not show external damage. When damage is discovered upon unpacking, a written request must be made within 15 days of the delivery date. No disposition will be taken until approved by the manufacturer.

IMPORTANT: Groupe Lacasse's policy in concealed damage is to replace the part or complete product if necessary at no charge to the dealer. However, it is the responsibility of the dealer to provide installation of the replaced part or complete product. Therefore, no labor fees will be accepted on concealed damages.

### 2) Visible damage or shortage

Any external evidence of damage or shortage must be noted on the freight bill or express receipts and signed by the carrier's agent. Failure to adequately describe such external evidence of damage or shortage may result in refusing to honor a damage claim. Claims must be submitted within 5 business days of reception of the merchandise.

Submit your claim to the Groupe Lacasse Customer Service by email at: [lacassecustomer.service@groupe-lacasse.com](mailto:lacassecustomer.service@groupe-lacasse.com).

Phone: 1-888-522-2773 - Fax: 1-888-248-1865

## 16. RETURNS

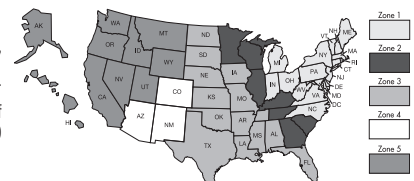
Absolutely no returns will be accepted on any standard and non-standard products.



## 17. STORAGE

In the event the purchaser request postponement of shipment beyond the scheduled shipping week after the goods have become work in process, or at a time Groupe Lacasse LLC is then about to make shipment, Groupe Lacasse LLC may store the goods at the purchaser's expense. Such transfer to storage shall be deemed a delivery to purchaser for all purposes including invoicing and payment.

## 18. GOVERNING LAW

This contract shall be construed and governed in accordance with the laws of the province of Quebec, Canada.





## Office Furniture Solutions

Founded in 1956, Groupe Lacasse is a North American leader in the design, manufacture and service of a broad range of high-quality furniture products for all types of work environments. We have the experience, expertise and capability to deliver incomparable design, exceptional quality, optimum service and outstanding value in Office Furniture Solutions.



1-888-522-2773

[www.grounelacasse.com](http://www.grounelacasse.com)



Lacasse products have achieved GREENGUARD GOLD Certification.

GREENGUARD Certified products are certified to GREENGUARD standards for low chemical emissions into indoor air during product usage. For more information, visit [ul.com/gg](http://ul.com/gg).