

LACASSE

Office Furniture Solutions



QUORUM MULTICONFERENCE > Price Book > USA > January 2022

OFFICE
FURNITURE
SOLUTIONS

TABLE OF CONTENTS

LACASSE QUICKSHIP PROGRAM..... 2
DIMENSIONAL SPECIALS..... 3
STANDARDIZED SPECIALS..... 3
SPECIFICATIONS..... 4-5
 WORK SURFACES..... 5
 LEGS AND BASES..... 6
 TECHNOLOGY INTEGRATION/ELECTRIFICATION..... 6-7
 TABLES – CONFIGURATION ELEMENTS..... 8-9
 2-LEVEL SHARED TABLES AND TABLE LECTERN..... 10
 MEETING TABLES AND OCCASIONAL TABLES..... 11
 CONFERENCE TABLES WITH PANEL BASE..... 11
 ELECTRIC HEIGHT ADJUSTABLE TABLES..... 12-13
 MOBILE TRAINING TABLES – V-BASE..... 14
 TRAINING TABLES – T-BASE..... 15
 COMPLEMENTARY FURNITURE..... 15
 2-TONE APPLICATION AND WOOD GRAIN DIRECTION..... 16
 SPECIFICATIONS FOR OPTIONS AND FINISHES..... 16

QUORUM MULTICONFERENCE PRICE LIST 17
 1-SECTION SURFACES – 42" TO 60" W..... 17
 LEGS AND ACCESSORIES FOR 1-SECTION SURFACES – 42" TO 60" W..... 18
 1-SECTION SURFACES – 72" TO 96" W..... 19
 LEGS, BASES AND ACCESSORIES FOR 1-SECTION SURFACES – 72" TO 96" W... 22
 2-SECTION SURFACES – 108" TO 192" W..... 22
 LEGS, BASES AND ACCESSORIES FOR 2-SECTION SURFACES – 108" TO 192" W... 26
 3-SECTION SURFACES – 204" TO 252" W..... 27
 LEGS, BASES AND ACCESSORIES FOR 3-SECTION SURFACES – 204" TO 252" W... 29
 1-SECTION SURFACES FOR VIVA AND TRIA BASES – 96" W..... 30
 VIVA AND TRIA BASES AND ACCESSORIES FOR 1-SECTION SURFACES – 96" W... 30
 2-SECTION SURFACES FOR LONG-SPAN TABLES – 108" TO 192" W..... 31
 LEGS, BASES AND ACCESSORIES FOR LONG-SPAN TABLES..... 32
 2-LEVEL SHARED TABLES – 36" OR 42" D..... 33
 TABLE LECTERN..... 33
 MEETING TABLES..... 34
 MEETING TABLES WITH XTRA BASE..... 35
 OCCASIONAL TABLES..... 35
 CONFERENCE TABLES..... 36
 ELECTRIC HEIGHT ADJUSTABLE CONFERENCE TABLES..... 37
 ACCESSORY FOR ELECTRIC HEIGHT ADJUSTABLE CONFERENCE TABLES..... 37
 ELECTRIC HEIGHT ADJUSTABLE TABLES..... 38
 ACCESSORIES FOR ELECTRIC HEIGHT ADJUSTABLE TABLES..... 41
 TRAINING TABLES – V-BASE..... 41
 TRAINING TABLES – T-BASE..... 43
 TRAINING TABLE ACCESSORIES..... 43
 COMPLEMENTARY FURNITURE..... 43
 ELECTRIFICATION..... 45
 SUGGESTIONS..... 46



QUORUM Multiconference is certified LEVEL® 1. LEVEL is an evaluation and certification system for environmentally-preferable and socially-responsible office furniture. For more information visit, www.levelcertified.org.



Lacasse products have achieved GREENGUARD GOLD Certification. GREENGUARD Certified products are certified to GREENGUARD standards for low chemical emissions into indoor air during product usage. For more information, visit ul.com/gg.



The mark of responsible forestry

The management system of Groupe Lacasse Inc. has been assessed and certified as meeting the requirements of the FSC Chain of Custody®. For more information about FSC Certification®, please visit www.fsc.org.

READY TO SHIP IN 5 DAYS!

Several suggested layouts, components and accessories identified by this pictogram are part of the **Lacasse quick delivery program**.



PROGRAM CONDITIONS AND LIMITATIONS:

- Maximum of **35 of each selected item and of each color per order**.
- Products are **ready for shipment 5 business days after reception of a ready-to-process order and delivered on next available trailer**.
- High-pressure laminate (HPL) finishes are not part of the QuickShip Program.
- Each time an electrical/communication module option is specified for a product that is part of the QuickShip Program, the module option is also part of the program, with the exception of table centers (CPC, CP2, CPP).

IMPORTANT:

Place QuickShip orders separately from regular orders.

When preparing your QuickShip orders, indicate the code “**QS**” before the product code or the suggested layout code. (Ex.: **QST5NNN-RC4884**.)

AVAILABLE OPTIONS AND LAMINATE FINISHES:

Make sure to complete your QuickShip product codes with the option and finish codes that are part of the QuickShip Program. Consult the list of finishes available on QuickShip at www.grounelacasse.com.

“DIMENSIONAL” SPECIALS

Groupe Lacasse offers its clients the possibility of making certain modifications to surface and table dimensions without having to go through the Quotations department. Certain rules apply:

- Dimensional changes are permitted within existing limits.
- No construction change may result from the dimensional change. (Ex.: addition of a base, leg or other component.)
- Refer to the **Dimensional Specials Program on page 4** of the Lacasse general price book for more details.
- If your particular situation is not eligible for the “Dimensional Specials” Program, or for any question regarding “**Dimensional Specials**”, please contact our Specials department at Quotation@groupe-lacasse.com.

“STANDARDIZED” SPECIALS

Addition of a non-standard cut-out for an electrical/communication module

It is possible to add a non-standard cut-out for a table without having to go through the Quotations department.

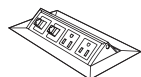
PROCEDURE:

1. Add an “S” before the product code. (Ex.: ST5NNN-RC4884.)
2. Add “GR9” after the product code. (Ex.: ST5NNN-RC4896GR9.)
3. Supply a drawing specifying the exact dimensions of the cut-out and its position on the furniture.
4. Add \$65 to the table’s list price.

Note: For reasons related to structural issues, some requests may have to be modified or refused.

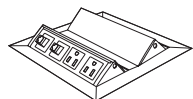
Technology integration

Several electrical/communication modules are available and preconfigured as a standard option. However, many other electrical/communication modules can also be used; to be ordered separately. Refer to the examples below and to the Accessories section of the Lacasse general Price List for all available solutions.



LGC-PC2P

Module with 2 outlets and 2 openings. May accept the connectors shown in this price book’s Electrification section. 72" L (1850 mm) connector cable for wall outlet.



LGC-DPC4P

Double module with 4 outlets and 4 openings. May accept the connectors shown in this price book’s Electrification section. 72" L (1850 mm) connector cable for wall outlet.

PROCEDURE:

1. Add an “S” before the product code. (Ex.: ST5NNN-RC48__.)
2. Replace the dimensions of the standard unit with the required dimensions. (Ex.: ST5NNN-RC4884 becomes ST5NNN-RC4887.)
3. Use the **higher unit price** from the current price list. (Ex.: If the new unit is an ST5NNN-RC4887, the price to use is the one for unit T5NNN-RC4896.)

Tables and furniture with high-pressure laminate (HPL) surface

Tables and furniture may be ordered with an HPL surface.

PROCEDURE:

1. Modify the number after the T at the start of the code, according to the thickness of the desired finish:
If the code begins with T1, replace with T2.
If the code begins with T5, replace with T6. (Ex.: T5NNN-RC4884 becomes T6NNN-RC4884.)
2. **Apply the surcharge** for the modification of the finish, according to the table below:

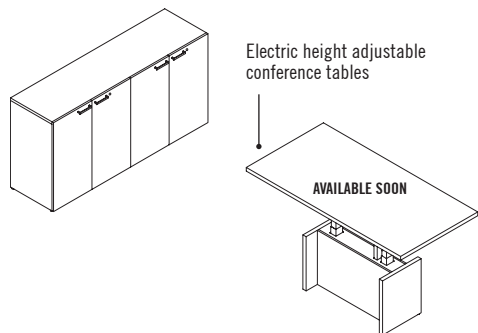
| SURFACE WIDTH | UPCHARGE |
|--|----------|
| 48" (1200 mm) or less | \$194 |
| Between 54" and 72" (1350 and 1800 mm) | \$243 |
| Between 84" and 96" (2100 and 2400 mm) | \$364 |
| Between 108" and 120" (2700 and 3000 mm) | \$485 |
| Between 132" and 144" (3300 and 3600 mm) | \$606 |
| Between 156" and 192" (3900 and 4800 mm) | \$828 |
| Between 204" and 252" (5100 and 6300 mm) | \$1,091 |

SPECIFICATIONS

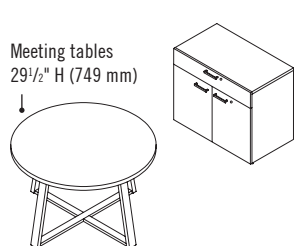
QUORUM MULTICONFERENCE

The QUORUM MULTICONFERENCE collection adapts to the new realities of meetings, presentations and conferences, and impresses with its sophisticated style, ingenious design and smart technology integration. Furthermore, a wide array of dimensions, shapes and features makes the collection adaptable to all situations and day-to-day needs.


Active meeting



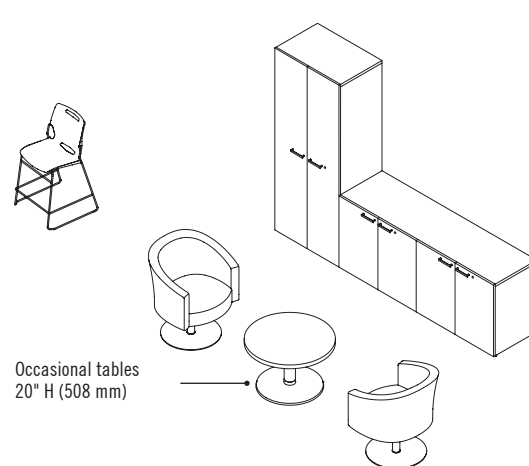
Work room



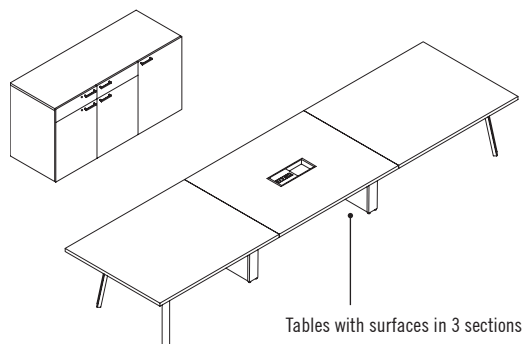
Spontaneous meeting



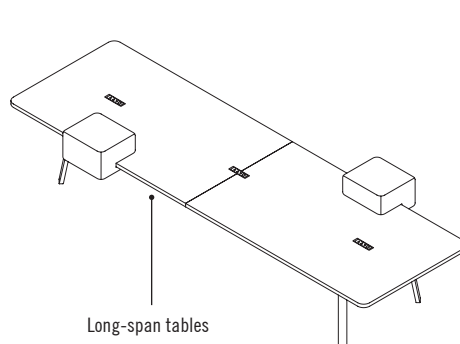
Informal meeting



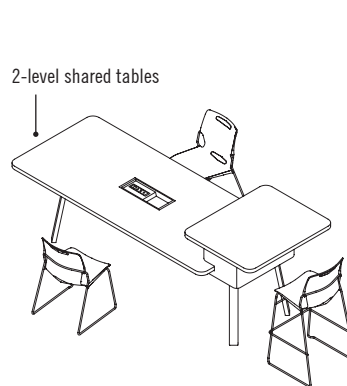
Conference



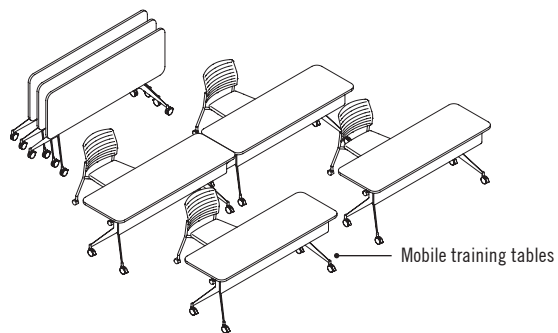
Coworking



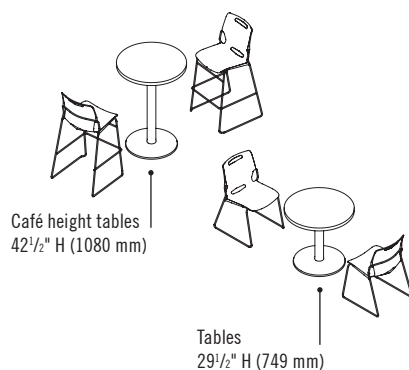
Collaboration



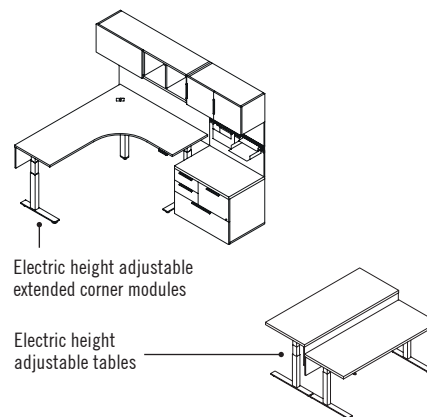
Training - Multifunctional spaces



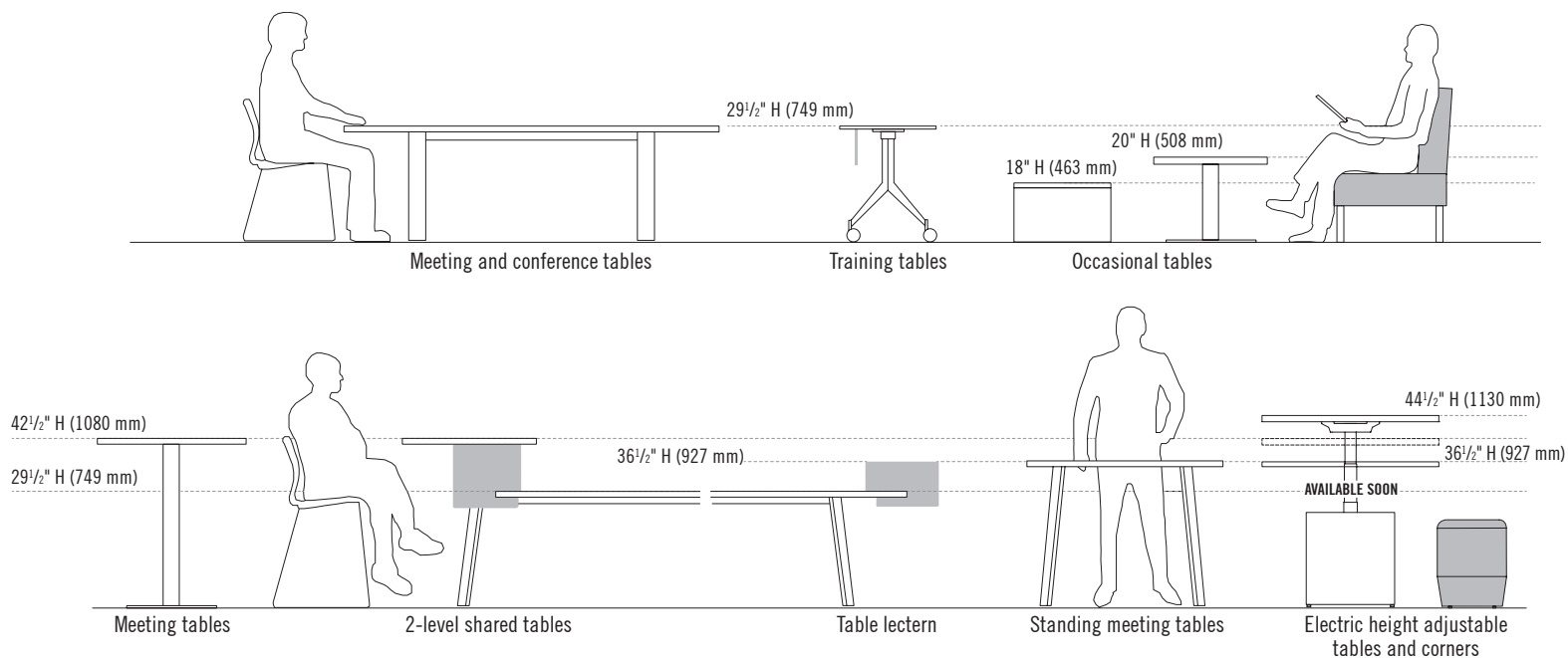
Lounge area



Active office



QUORUM MULTICONFERENCE (cont'd)

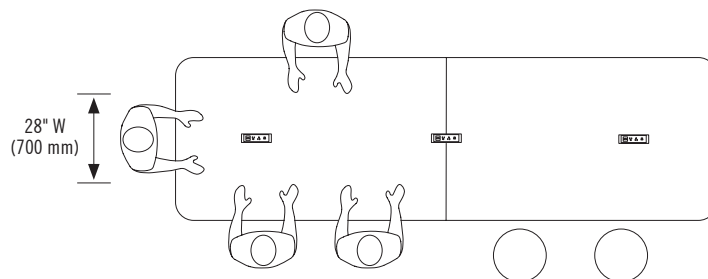


User space

Seating model and desired occupation space (larger or more compact), table surface shape and size and the choice of legs or bases will determine the quantity and arrangement of the seats*.

In the price book, a column specifies, for information purposes, the number of people who can be seated around a table.

* Data based on a 28" W (700 mm) occupation space.




WORK SURFACES

- Thermofused laminate panel, 2-sided scratch-resistant finish (45 lb/ft³).
 - Work surface 1 1/2" (38 mm) thick, unless otherwise noted.
 - For surfaces in 2 or 3 sections, the same finish is applied to all sections. No two-tone application possible.
 - Work surfaces also available in high-pressure laminate (HPL), adding 1/16" (1,5 mm) to thickness.
 - Plastic polymer edgebanding 3/32" (2 mm) thick.
 - Work surface 1 1/2" (38 mm) thick, unless otherwise noted, with smooth (N) or knife edge (K)*.
 - Smooth edge in a color matching that of the work surface's finish (N) or with a contrasting accent in Black (K), Silver (S) or White (W), unless otherwise noted.
 - Knife edge in a color matching that of the work surface's finish (N) or with a contrasting accent in Black (K), Silver (S) or White (W).
- * Knife edge can be applied to square, rectangular or A-shaped work surfaces. Available in all work surface finishes except Anthracite Grey (GAN), Frost (GVR) and Willow Grey (WGR).



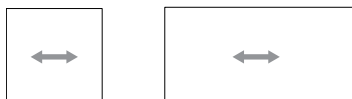
Smooth edge (N)
Color matching (N) work surface finish or with a contrasting Black (K), Silver (S) or White (W) accent.



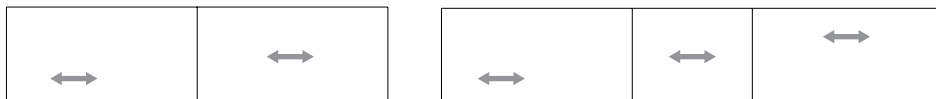
Knife edge (K)
Color matching (N) work surface finish or with a contrasting Black (K), Silver (S) or White (W) accent.

Wood grain direction

1-section surfaces







2- or 3-section surfaces: wood grain finish is not continuous.



SPECIFICATIONS

LEGS AND BASES

Refer to the price book to find out which legs and bases are compatible with the size and type of work surface, as well as the number of legs and bases to order. Proper positioning of legs and bases is assured by a metal-on-metal assembly using mechanical screws, thus ensuring product integrity and easy set-up.

| Angled legs | Disc base | X-base | |
|--|---|---|---|
|  |  |  |  |
| ATL_ and ATL_WM Positioned at an angle | ATL_ and ATL_WM Positioned at a 45° angle | DC | XB |





Angled legs

- Legs may be installed in 2 ways.
- Steel tube.
- Levelers with 1¹/₄" (32 mm) height adjustment.
- Integrated cable management (optional).
- Accent colors: Black (K), Silver (S) or White (W).

Disc and X-bases

- Aluminum tube.
- Molded aluminum disc base.
- Steel X-base.
- Levelers with 1¹/₂" (12 mm) height adjustment.
- Integrated cable management.
- Accent colors: Black (K), Silver (S) or White (W).

Highly durable electrostatic paint is used for legs and metal bases.





| VIVA bases | TRIA base | XTRA base | |
|--|---|---|---|
|  |  |  |  |
| VBTL_ and VBTL_WM | VMTL_ and VMTL_WM | TBTL_ and TBTL_WM | XTB_ |

VIVA/TRIA/XTRA bases

- Solid cherrywood or steel crosspiece(s) (VIVA bases only).
- Steel tubes.
- Levelers with 1¹/₄" (32 mm) height adjustment.
- Integrated cable management on one leg of the XTB_ base. Optional for VBTL_, VMTL_ and TBTL_ bases.

- 2 wood colors: Wild Cherry (W20) or Terra Cherry (W21).
- Accent colors for legs: Black (K), Silver (S) or White (W).

The natural beauty of wood is revealed through variations in wood grain and in markings that make each crosspiece unique. Wood with a catalyzed polyurethane finish provides impact resistance comparable to that provided by laminate. However, intensive use or repeated rubbing could result in premature wear of the surface finish and alter the look of the product. Extra-durable electrostatic paint is used on metal parts.

| Thermofused laminate bases | U-shape combined base | Panel base | |
|--|---|---|---|
|  |  |  |  |
| LB05_ and LB09_ | LB05_WM and LB09_WM | UCB_ | LB |

Thermofused laminate bases

- Laminate 1" (25 mm) and 5¹/₈" (16 mm) thick.
- Optional door with 110° hinges and lock.
- Levelers with 1¹/₄" (32 mm) height adjustment.
- WM base with cable management: the base makes it possible to plug cables into a floor electric outlet.

U-shape combined base

- Laminate 1" (25 mm) thick.
- Levelers with 1¹/₄" (32 mm) height adjustment.
- Aluminum contour painted Black (K) or White (W), or anodized aluminum with Silver (S) finish.

Panel base

- Laminate panel 1¹/₂" (38 mm) thick.
- Crosspieces 8¹/₈" H (225 mm).
- Levelers with 1¹/₄" (32 mm) height adjustment

Bases are made of thermofused laminate panels, with scratch-resistant finish on both faces (45 lb/ft³).

TECHNOLOGY INTEGRATION/ELECTRIFICATION

Options for work surfaces

- GC: 1 grommet at the center.
- G2, G3: 2 or 3 grommets.
- PC: 1 electrical/communication module in center.
- P2, P3: 2 or 3 electrical/communication modules.
- CPC: 1 table center at the center.
- CPP2: 1 table center at the center and 2 electrical/communication modules.

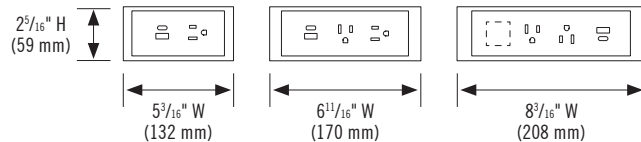
Options PC, P2, P3, CPC and CPP2 include the Quorum Multiconference connection system (junction cables, connector cables, etc.) and silver-finish anodized aluminum channels, with end caps and sliding brackets for cable and wire support.

Quorum Multiconference electrical connection system

- Easy-to-install modular connections, easily reconfigurable.
- Power feed with wall outlet.
- Meets the required specifications of the ETL and UL-962 standards for electrical product safety recognized by the United States and Canada.

Electrical/communication modules (P_)

- Steel frame, plastic center with anti-spill edges.
- Configurations include: opening, 15 AMP electrical outlet(s), USB-A+C 18W outlets. The opening can accept different connectors (RJ45, HDMI, etc.), sold separately.
- Accent colors: Black (K), Silver (S) or White (W).



Grommets (G_)

- Cover in 2 sections.
- Plastic, silver finish.

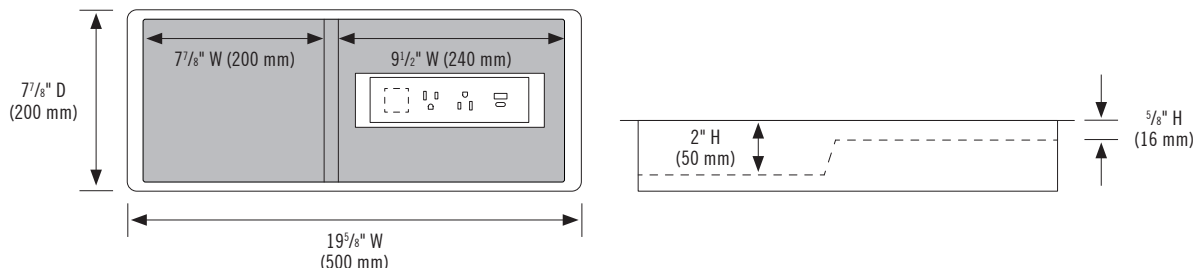


* In the price book, illustrations at bottom of page show options, configurations and positions for the different options, for each type of work surface or table.

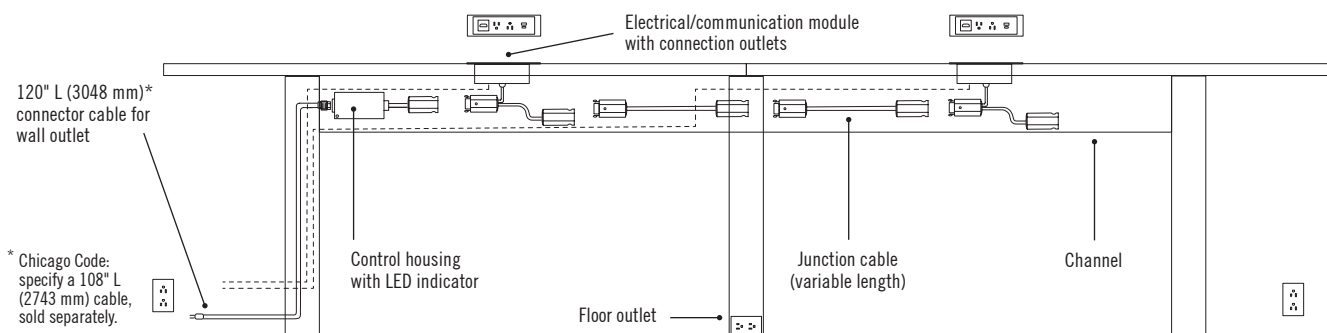
TECHNOLOGY INTEGRATION/ELECTRIFICATION (cont'd)

Table center (CP_)

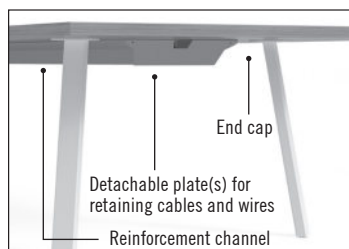
- Electrical/communication module.
- Two-level storage space for small items.
- Felt finish with color matching frame.
- Steel frame: Black (K), Silver (S) or White (W).



Elevation view – Table with surface in 2 sections and 3 bases. Option P2: 2 electrical/communication modules.

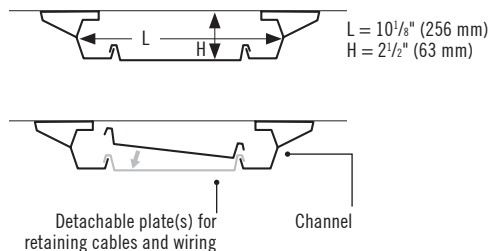


Horizontal cable management



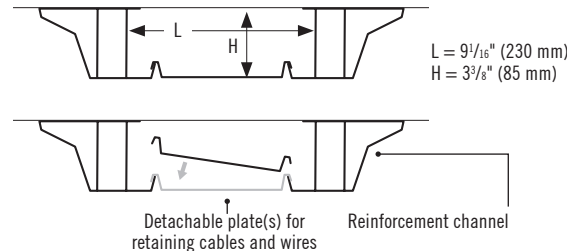
Channel

Included with electric height-adjustable tables, 2-level shared tables, and surfaces in 1, 2 or 3 sections that are specified with grommets or electrical/communication module(s) and/or table center.



Reinforcement channel

Always included in work surfaces for long tables.

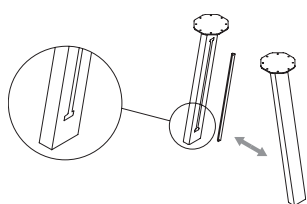


Channel length

Take into account with respect to shipping and handling at time of installation.

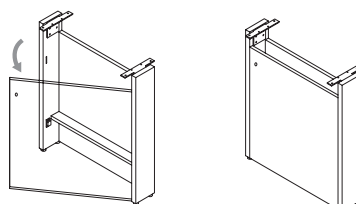
| Work surface: | Channel: |
|----------------|------------------|
| 144" (3600 mm) | 105" L (2651 mm) |
| 156" (3900 mm) | 116" L (2951 mm) |
| 168" (4200 mm) | 128" L (3251 mm) |
| 180" (4500 mm) | 140" L (3551 mm) |
| 192" (4800 mm) | 152" L (3851 mm) |

Vertical cable management



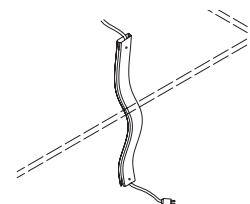
Angled leg with integrated cable management

- 3/8" (10 mm) gap to install cables and wires.
- Plastic cable cover in matching color to hold cables and wires in place.
- Capacity of interior cavity: 2 1/2" W x 1 1/4" D (64 x 32 mm).



Thermofused laminate base with integrated cable management

- Optional door with 110° hinges and lock.
 - Recessed base 6" H (150 mm).
- May be positioned above a floor electric outlet (monument).



Fabric vertical wire cover

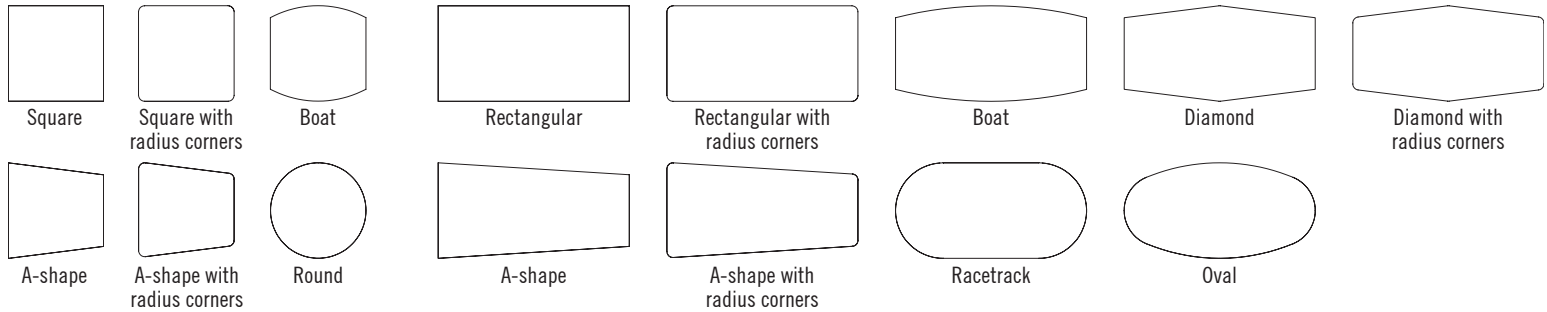
- Installed beneath work surface using screws.
- All United Chair® standard fabrics are applicable.

TABLES - CONFIGURATION ELEMENTS

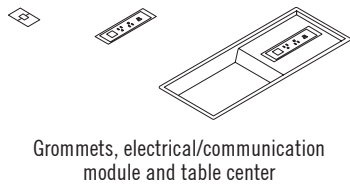
The price list is divided into several sections. Each section presents work surfaces, options for technology integration, and the choice of applicable legs and bases, or pre-configured tables. The work surfaces are compatible only with the legs and bases indicated in their section.

1-, 2- or 3-section surfaces

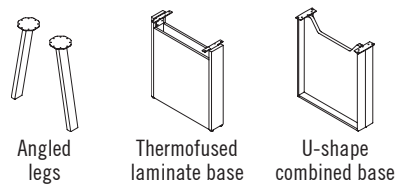
Surfaces



Technology integration



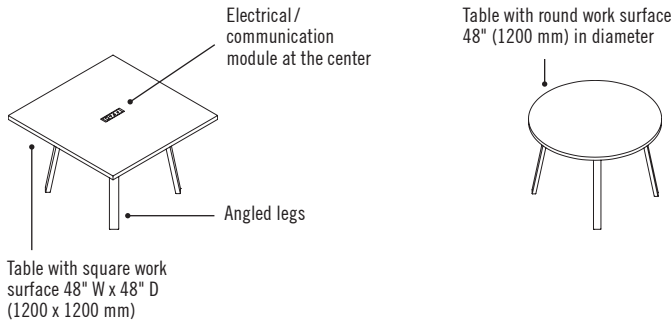
Choice of legs and bases



1-section surfaces – small tables

- 4 widths and depths: 42", 48", 54" and 60" (1050, 1200, 1350 and 1500 mm).
- 2 leg kits.

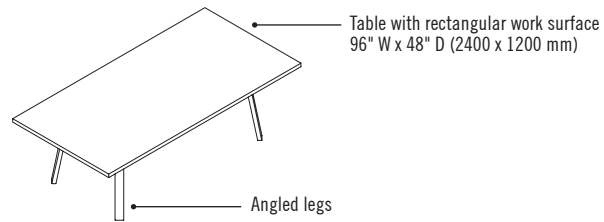
Examples:



1-section surfaces

- 3 widths: 72", 84" and 96" (1800, 1950 and 2400 mm).
- 4 depths: 36", 42", 48" and 54" (900, 1050, 1200 and 1350 mm).
- 2 leg kits or 2 bases (surfaces 42" D/1050 mm and more) required.

Example:

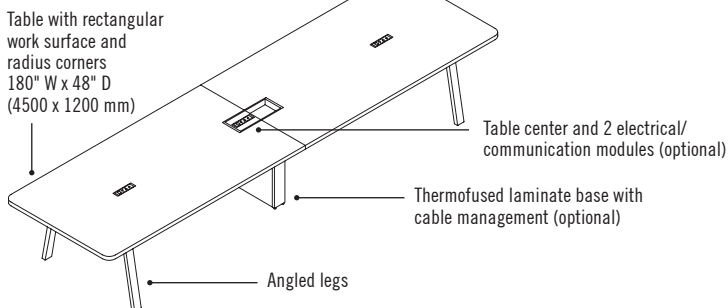


2-section surfaces

- 8 widths: 108" to 192" (2700 to 4800 mm) in 12" (300 mm) increments.
- 2 depths: 48" and 54" (1200, 1350 mm).
- 3 leg kits or 3 bases required.

For 2-section surfaces, different legs and bases may be ordered for the same work surface.

Example:

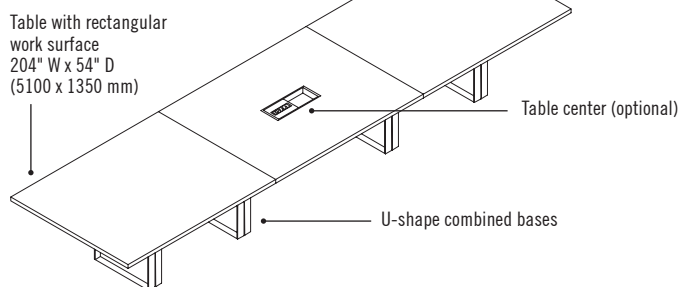


3-section surfaces

- 5 widths: 204" to 252" (5100 to 6300 mm) in 12" (300 mm) increments.
- 2 depths: 48" and 54" (1200 and 1350 mm).
- 4 leg kits or 4 bases required.

For 3-section surfaces, different legs and bases may be ordered for the same work surface.

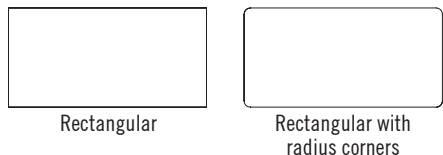
Example:



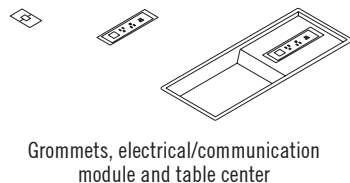
CONFIGURATION ELEMENTS (cont'd)

1-section surfaces for VIVA and TRIA bases

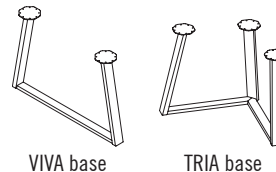
Surfaces



Technology integration

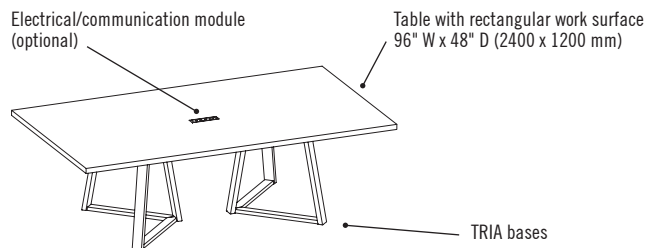
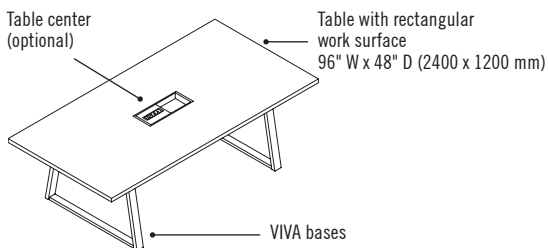


Choice of legs and bases



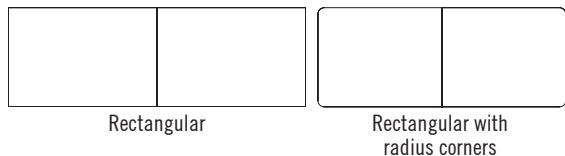
- 1 width: 96" (2400 mm).
- 2 depths: 48" and 54" (1200 and 1350 mm).
- 2 VIVA bases or 2 TRIA bases required.

Examples:

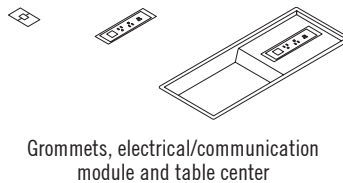


2-section surfaces for long-span tables

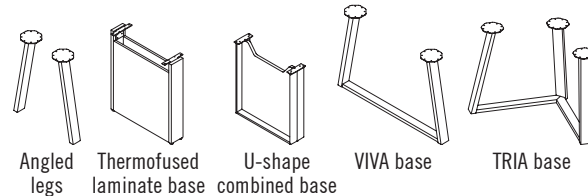
Surfaces



Technology integration

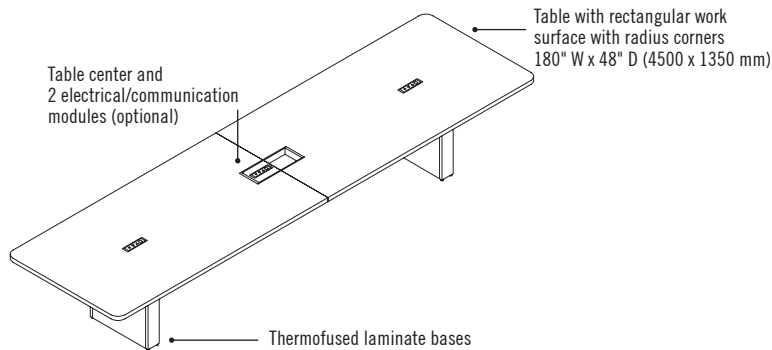
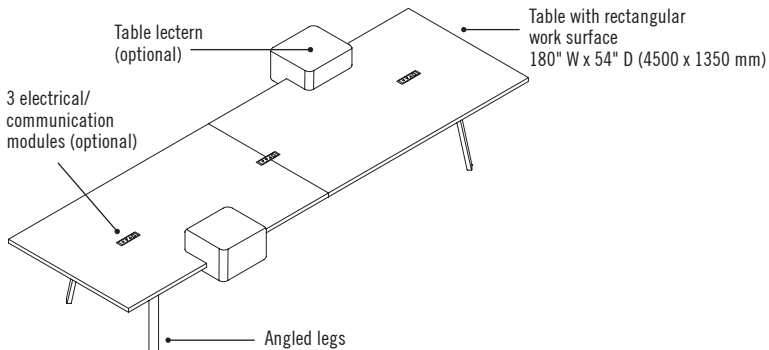


Choice of legs and bases



- 8 widths: 108" to 192" (2700 to 4800 mm) in 12" (300 mm) increments.
- 2 depths: 48" and 54" (1200 and 1350 mm).
- Reinforcement channel always included.
- 2 leg kits or 2 bases required.

Examples:

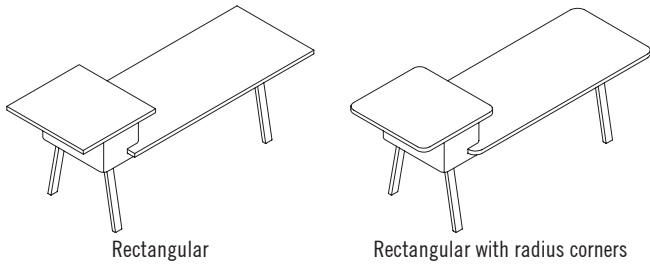


SPECIFICATIONS

2-LEVEL SHARED TABLES AND TABLE LECTERN

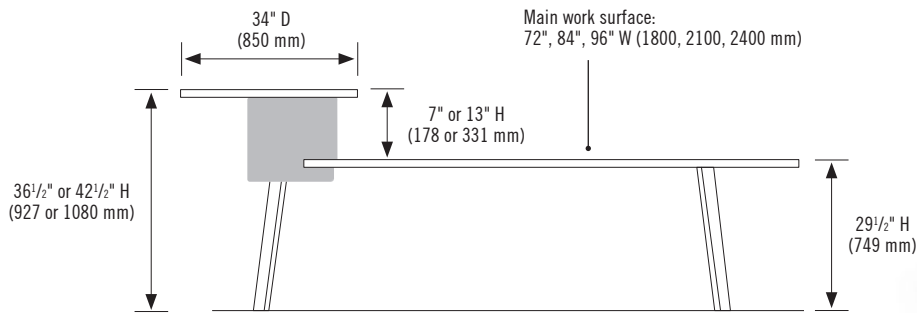
2-level shared tables

Tables with raised work surface



- 3 widths: 96", 108" and 120" (2400, 2700 and 3000 mm).
- 2 depths: 36" and 42" (900 and 1050 mm).
- 2 heights: 36½" and 42½" (927 and 1080 mm).
- Enables working while standing or while sitting on a stool.

Channel always included.
Angled legs only.



Technology integration

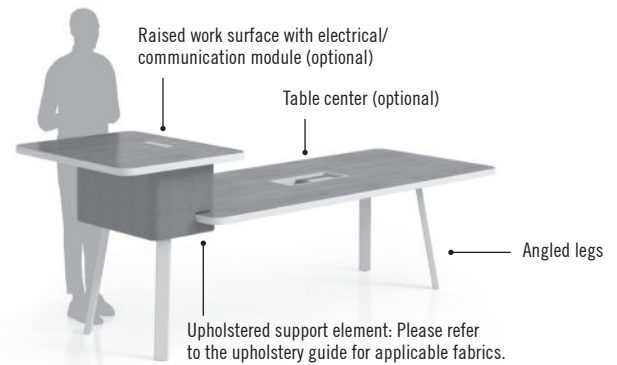
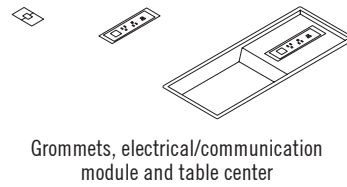
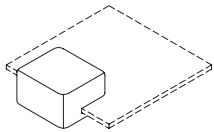
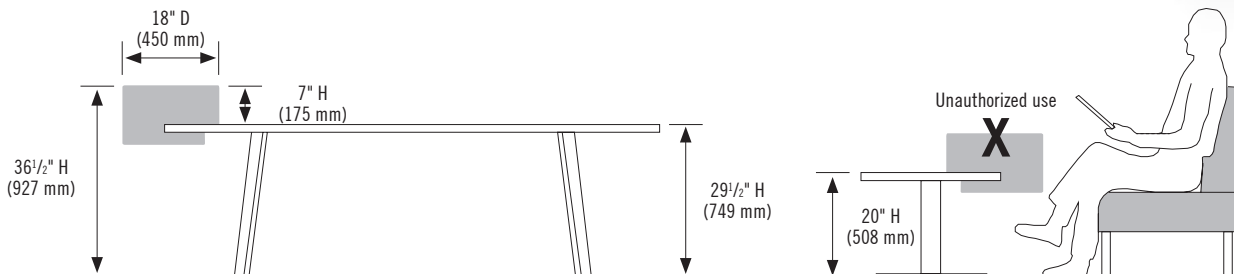


Table lectern



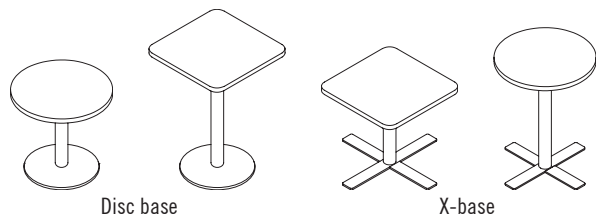
- 20" W x 18" D x 7" H (500 x 450 x 178 mm).
- Upholstered, with semi-rigid work surface. Choice of finish: please refer to the upholstery guide for applicable fabrics.
- The lectern is installed on freestanding table 29½" H (749 mm) with work surface. 1½" (38 mm) thick, smooth edge only.
- Must be installed on a straight side (not curved) only.
- Designed to be installed at the end of a table. If installed on side, the side must measure 96" (2400 mm) or more in width.
- Only one lectern per table side.



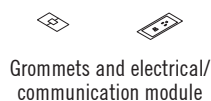
MEETING TABLES AND OCCASIONAL TABLES

Meeting tables with disc base or X-base

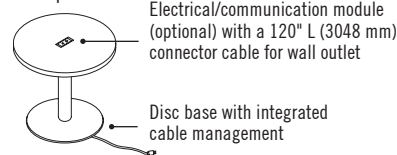
Tables



Technology integration




Example:



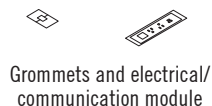
- Round or square work surface with radius corners, 1" or 1½" (25 or 38 mm) thick.
- 3 widths and depths: 30", 36" and 42" (750, 900 and 1050 mm), depending on shape of work surface and table height.
- Table 29½" or 42½" H (749 or 1080 mm), disc or X-base with integrated cable management.

Meeting tables with XTRA base

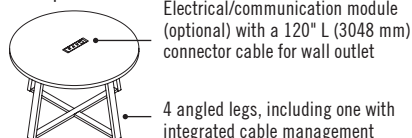
Tables



Technology integration



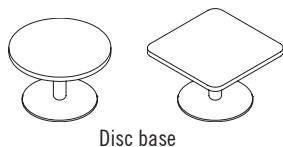
Example:



- Round or square work surface with radius corners, 1" or 1½" (25 or 38 mm) thick.
- 4 widths and depths: 42", 48", 54" and 60" (1050, 1200, 1350 and 1500 mm).
- Table 29½" H (749 mm) with XTRA base.

Occasional tables

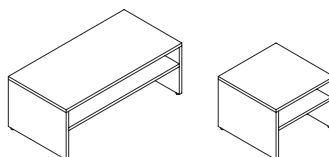
Low tables



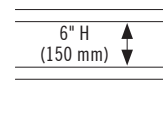
Technology integration



Magazine tables



Fixed shelf creating storage space opened on both sides

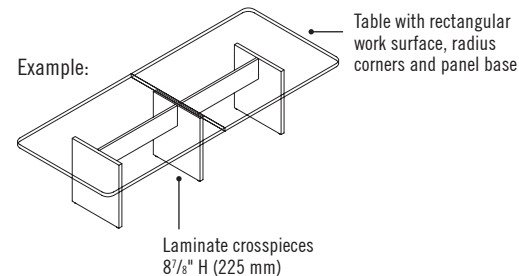
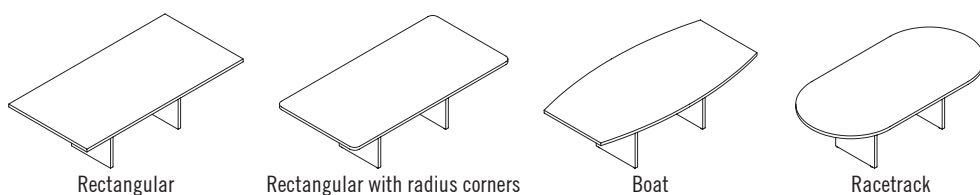


- Round or square surface with radius corners, 1" or 1½" (25 or 38 mm) thick.
- 3 widths: 24", 30" and 36" (600, 750 and 900 mm).
- Table 20" H (508 mm), disc base with integrated cable management.

- Rectangular or square surface.
- 2 widths: 24" and 48" (600 and 1200 mm).
- 1 depth: 24" (600 mm).
- 1 height: 18" H (457 mm).

CONFERENCE TABLES WITH PANEL BASE

Conference tables with panel base



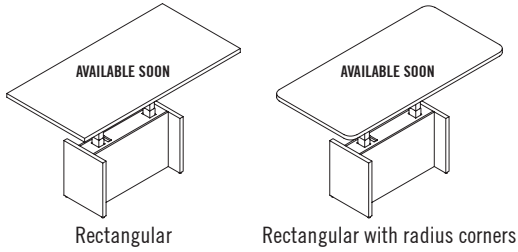
- 1-section surfaces
 - 2 widths: 72" and 96" (1800 and 2400 mm).
 - 2 depths: 36" and 48" (900 and 1200 mm).
- 2-section surfaces
 - 2 widths: 120" and 144" (3000 and 3600 mm).
 - 1 depth: 48" (1200 mm).

SPECIFICATIONS

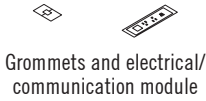
ELECTRIC HEIGHT ADJUSTABLE TABLES

Electric height adjustable conference tables

Tables



Technology integration



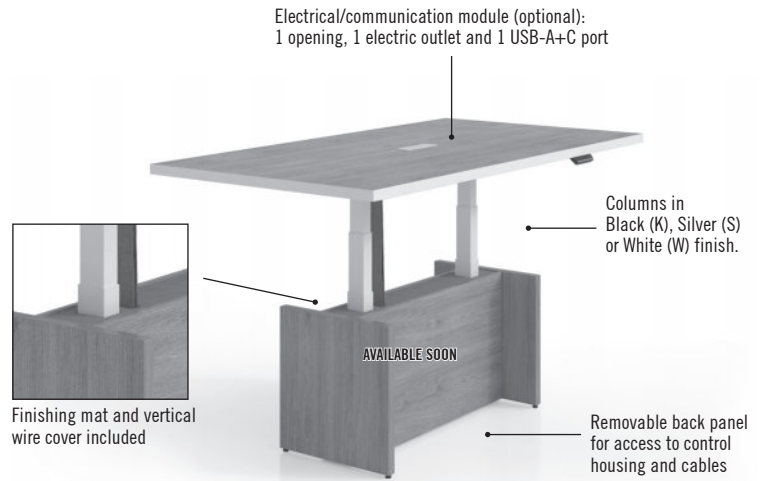
- 4 widths: 72", 78", 84" and 96" (1800, 1950, 2100 and 2400 mm).
- 2 depths: 36" and 42" (900 and 1050 mm).
- Tables 72" and 78" W (1800 and 1950 mm): 2 columns.
- Tables 84" and 96" W (2100 and 2400 mm): 3 columns.
- Thermofused laminate base 1 1/2" (38 mm) and back 5/8" (16 mm) thick.
- Levelers with 1 1/4" height adjustment (32 mm).

Electric height adjustment

- Control keypad is installed beneath the work surface.
- Operating speed: 1 1/2" (38 mm) height adjustment per second.
- Sound level: 48 dB.
- Recommended functional load capacity: 75 lb (34 kg).
- 120" L (3048 mm) cable with plug for wall outlet.
- Meets CSA and UL standards.



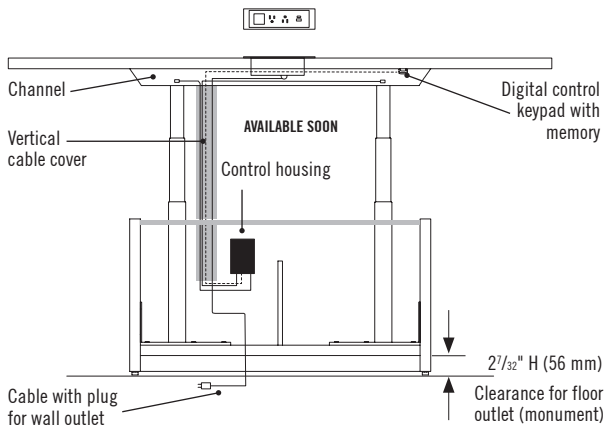
Digital control keypad with memory



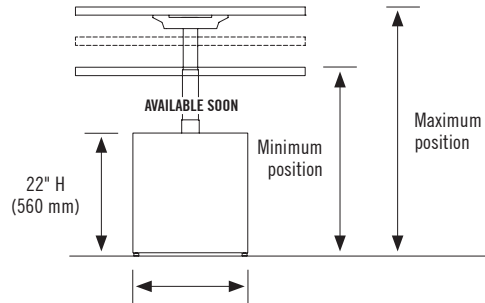
Technology integration

Option of grommet or electrical/communication module: GC, G2, PC or P2.

Elevation view – Conference table with electric height adjustment.
PC option: 1 electrical/communication module at the center.

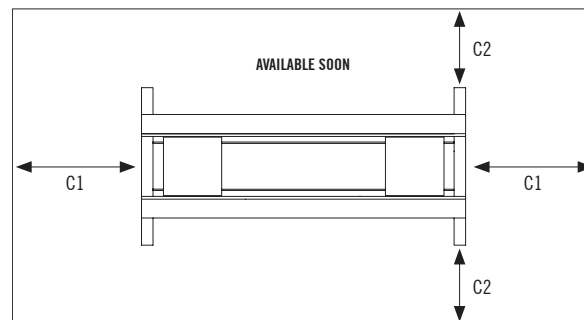


Height adjustment range



Work surface 36" D (900 mm): 17 3/4" W (450 mm)
Work surface 42" D (1050 mm): 20 2/3" W (525 mm)

| WORK SURFACE 1 1/2" (38 mm) | |
|-----------------------------|---------------------|
| Minimum position | 27" H (686 mm) |
| Maximum position | 44 1/2" H (1130 mm) |

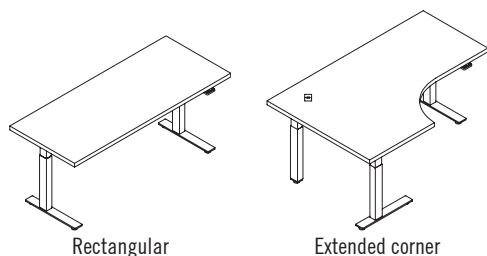


Clearances beneath work surface
C1 = 17" (435 mm) clearance
C2 = 9" (225 mm) clearance for table 36" D (900 mm)
10 1/2" (263 mm) clearance for table 42" D (1050 mm)

ELECTRIC HEIGHT ADJUSTABLE TABLES (cont'd)

Electric height adjustable tables

Tables



Rectangular

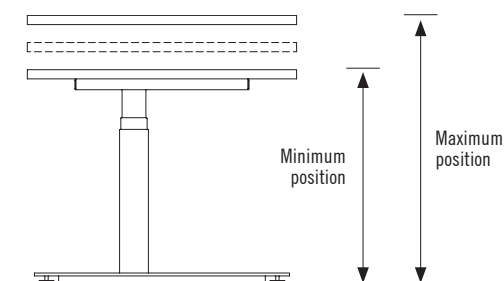
Extended corner

- Work surface 1" (25 mm) or 1½" (38 mm) thick.
- Smooth edge (N) or knife edge (K). Knife edge (K) available only for rectangular work surfaces, 1½" (38 mm) thick. This edging is located on the user side only.
- C-shaped base: rectangular column 2½" W x 3" D (62 x 80 mm).
- Levelers with ¾" (20 mm) height adjustment.

Electric height adjustment

- Control keypad is installed beneath the work surface.
- Operating speed: 1¼" (32 mm) height adjustment per second.
- Sound level: 48 dB.
- Recommended functional load capacity:
Table with 2 legs: 75 lb (34 kg).
Table with 3 legs: 125 lb (57 kg).
- 120" L (3048 mm) cable with plug for wall outlet.
- Meets CSA and UL standards.

Height adjustment range



| WORK SURFACE 1" (25 mm) | |
|--------------------------|------------------|
| Minimum position | 24" H (607 mm) |
| Maximum position | 49½" H (1257 mm) |
| WORK SURFACE 1½" (38 mm) | |
| Minimum position | 24½" H (620 mm) |
| Maximum position | 50" H (1270 mm) |



Digital control keypad with memory

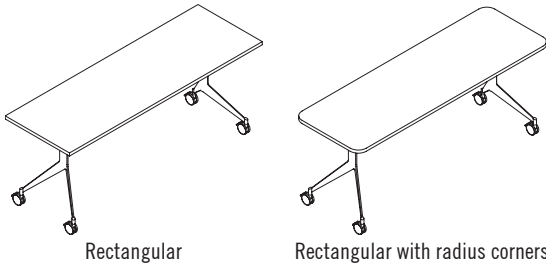


C-base with finish in Black (K), Silver (S) or White (W)

Digital control keypad with memory


MOBILE TRAINING TABLES – V-BASE

Tables



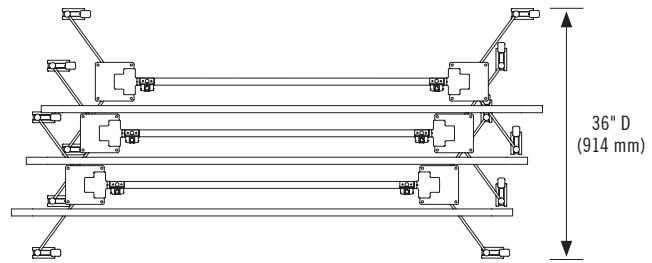
- Table with or without a mechanism to flip the work surface vertically.
- V-base with finish in Black (K), Silver (S) or White (W); semi-rigid casters with 3" (76 mm) dual wheels in matching color, with brake. Each caster has a capacity of 100 lb (45 kg).
- 7 widths: 48" to 84" (1200 to 2100 mm) in 6" (150 mm) increments.
- 2 depths: 24" and 30" (600 and 750 mm).
- Work surface 1" (25 mm) or 1½" (38 mm) thick with smooth edge (N).
- Edge in color matching (N) or contrasting (K, S, W) with finish of work surface.
- Work surfaces are pre-drilled to position LGC-UP4 connectors (optional).

Technology integration



Example of space required to store three tables:

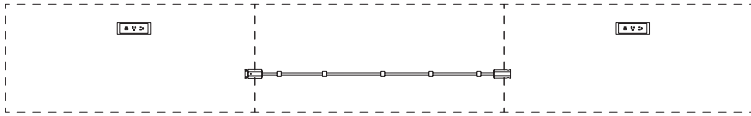
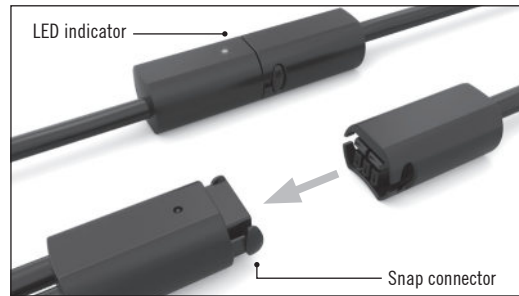
Each additional table adds 7¼" (184 mm) to the total length.



Technology integration

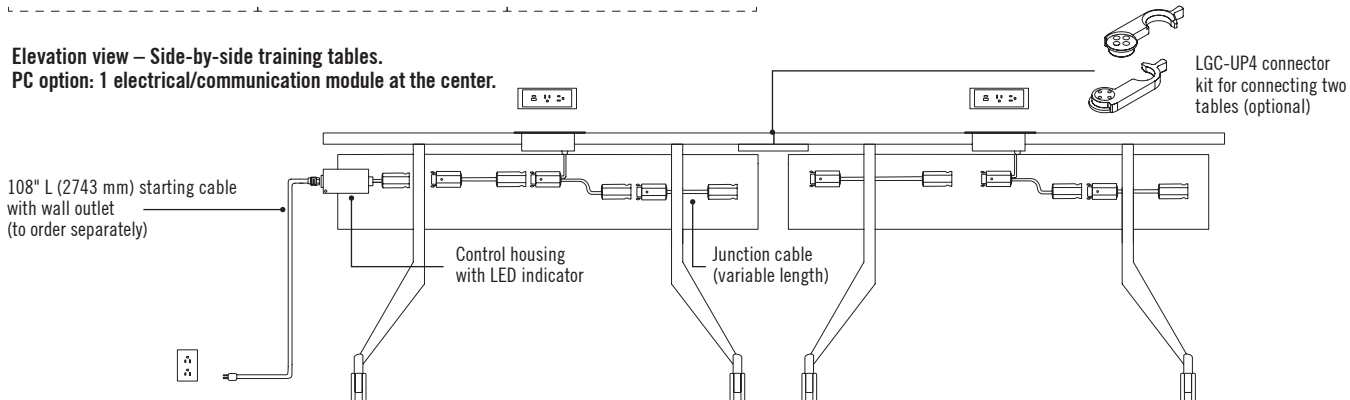
- Option of electrical/communication module at center of work surface (PC).
- Daisy chain interconnection system enables linkage of up to 8 electrical/communication modules with a single connection.
- Power feed with wall outlet.
- LED status indicator:
 - Green indicates the system is on and ready for use.
 - Red indicates too many modules are plugged in.
- Easy-to-install modular connections, easily reconfigurable.
- Meets the required specifications of the ETL and UL-962 standards for electrical product safety recognized by the United States and Canada.

LGC-DCJK_ junction cable kits (sold separately) make it possible to connect a table that has an electrical/communication module to a table that has no module.

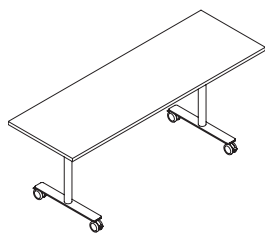


Elevation view – Side-by-side training tables.

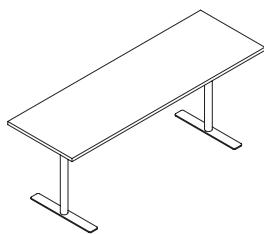
PC option: 1 electrical/communication module at the center.



TRAINING TABLES – T-BASE



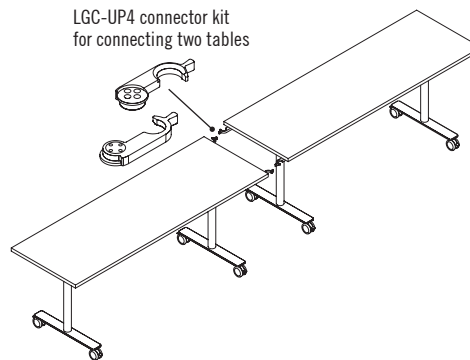
Mobile rectangular table



Fixed rectangular table

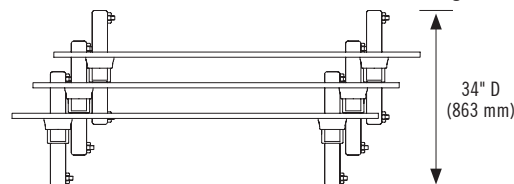
- Fixed or mobile table with or without a mechanism to flip the work surface vertically.
- T-base with finish in Black (K), Silver (S) or White (W).
- Semi-rigid casters with 3" (76 mm) dual wheels in matching color, with brake. Each caster has a capacity of 100 lb (45 kg) or leveler with 1/2" (12 mm) height adjustment.
- 5 widths: 48" to 72" (1200 to 1800 mm) in 6" (150 mm) increments.
- 2 depths: 24" and 30" (600 and 750 mm).
- Work surface 1" (25 mm) thick with smooth edge (N).
- Edge in color matching (N) or contrasting (K, W, S) with finish of work surface.
- Work surfaces are pre-drilled to position LGC-UP4 connectors (optional).

LGC-UP4 connector kit for connecting two tables

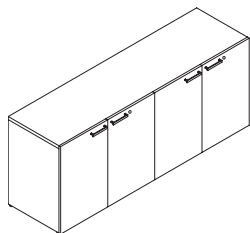


Example of space required to store three tables:

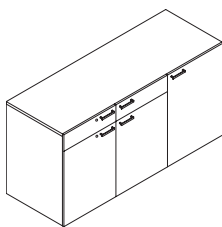
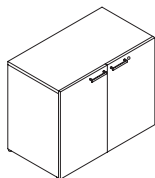
Each additional table adds 6" (150 mm) to the total length.



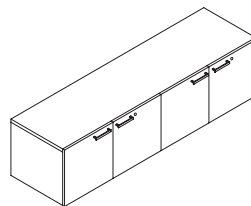
COMPLEMENTARY FURNITURE



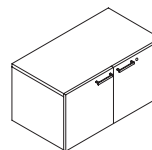
Bookcase credenzas



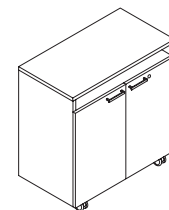
Credenza with space for compact refrigerator



Wall-mounted bookcases with doors



Cabinet

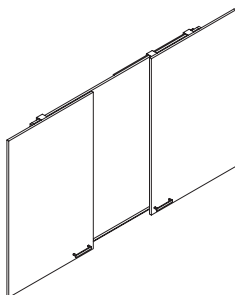


Serving cart

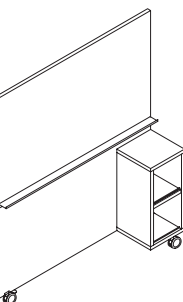
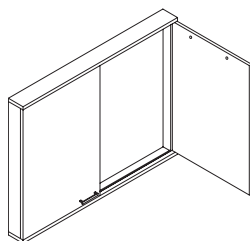
- Top and sides 1" (25 mm) thick and scratch-resistant (45 lb/ft³). Bookcase credenzas, wall-mounted hutches and mobile serving carts are also available with a laminate top, thus adding 1/16" (1.5 mm) in thickness to the top.
- Back, doors and faces in 5/8" (16 mm) thick laminate.
- Utility drawers with bumpers.
- Telescopic ball bearing slides 16" (406 mm) in full extension. Capacity 75 lb (34 kg) with soft close, unless otherwise indicated.
- 105° hinges with soft close.

- Levelers with 1 1/4" (32 mm) height adjustment.
- Key lock.
- Contemporary cast aluminum pull with finish in Black (K), Silver (S) or White (W).

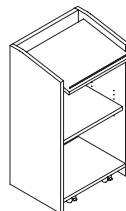
For multiple items of furniture with identical keys, please contact Customer Service.



Wall-mounted marker boards

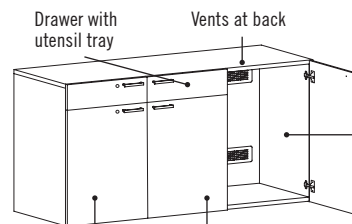


Mobile marker board



Lectern

Credenza with space for refrigerator



Storage space with 1 adjustable shelf

Sliding door with 2 garbage/recycling bins

Space 20 3/4" W x 21 3/16" D x 32" H (530 x 542 x 812 mm) to accept a compact refrigerator, with grommet

Note: This item is not available with soft-close mechanism on doors and drawers.

SPECIFICATIONS

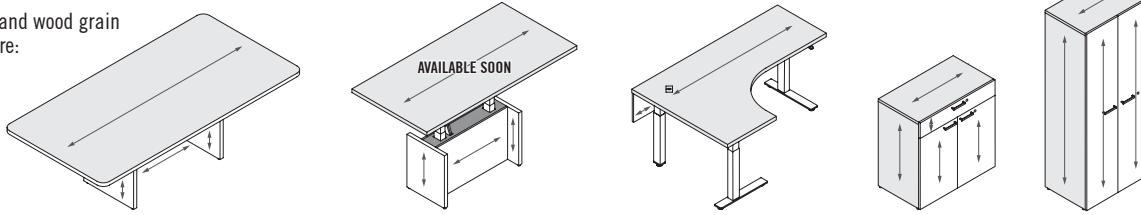
2-TONE APPLICATION AND WOOD GRAIN DIRECTION

2-tone laminate application: shaded area corresponds to first code to specify. The second laminate finish code to specify applies to the rest of the product. 2- or 3-section surfaces are available in one tone only. Wood grain is not continuous on 2- or 3-section surfaces.

Electric height adjustable tables: The first finish is applied to the top of the surface. The second finish is applied to the base or to the modesty panel.

Complementary furniture: The first finish specified is applied to the furniture's frame. The second finish is applied to the furniture's front.

2-tone application and wood grain direction on furniture:




SPECIFICATIONS OF OPTIONS AND FINISHES

EDGEBANDING




Smooth edge (N)
1" and 1½"
(25 and 38 mm)



Knife edge (K)
1½" (38 mm)

Color matching* (N) work surface finish or with contrasting accent in Black (K), Silver (S) or White (W).

HANDLE



Contemporary

Cast aluminum with finish in Black (K), Silver (S) or White (W).

ACCENT COLORS



K – Black



S – Silver



W – White

Accent colors apply to non-laminate components, such as handles, bases and casters.

*Refer to exceptions regarding knife edge on page 5.

CODIFICATION: TABLE SURFACES

| Series | Thickness | Type of edgework | Edgework color | Options | | | Product |
|--------|--|------------------|-----------------|--------------|------|--|--|
| | | | | Accent color | Dash | | |
| T | 1 Thermofused laminate surface 1" (25 mm) | N Smooth edge | N Matching edge | N No module | – | | GC Grommet (1) at the center |
| | 2 High-pressure laminate surface 1" (25 mm) | K Knife edge | K Black edge | K Black | | | G2 Grommets (2) |
| | 5 Thermofused laminate surface 1½" (38 mm) | | S Silver edge | S Silver | | | G3 Grommets (3) |
| | 6 High-pressure laminate surface 1½" (38 mm) | | W White edge | W White | | | PC Electrical/communication module (1) at the center P2 Electrical/communication modules (2) P3 Electrical/communication modules (3) CPC Table center (1) at the center CPP Table center (1) and electrical/communication module (1) CPP2 Table center (1) and electrical/communication modules (2) |

EXAMPLE OF A TABLE SURFACE: **T5NKK-RCR48180GPP2**

1½" (38 mm) thermofused laminate surface 5, smooth edge N, contrasting edge in Black K, accent in Black K. Rectangular surface with radius corners, 180" W x 48" D (4500 x 1200 mm). Table center option (1) and electrical/communication modules (2) **CPP2**.

CODING: TABLE BASES AND COMPLEMENTARY FURNITURE

| Series | Thickness | Type of edgework | Edgework color | Options | | | Wood finish |
|--------|-------------------------------------|------------------|-----------------|--------------------------------|------|--|--------------------------------|
| | | | | Accent color | Dash | | |
| T | 1 Thermofused laminate 1" (25 mm) | N Smooth edge | N Matching edge | N No accent | – | | W20 Wood – Wild Cherry |
| | 2 High-pressure laminate 1" (25 mm) | | | K Black S Silver W White | | | W21 Wood – Terra Cherry |

EXAMPLE OF A TABLE BASE: **TNNW-VBTL228WWMW20**

Accent color for base is White W. Metal and wood Viva base with cable management. Wood accent in Wild Cherry finish **W20**.

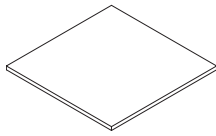
EXAMPLE OF COMPLEMENTARY FURNITURE: **T1NNS-B207236BA**

1" (25 mm) thermofused laminate top 1, smooth edge N, edge matches laminate N, Silver S handles. Bookcase credenza with doors, 72" W x 20" D x 36" H (1800 x 500 x 914 mm). Laminate doors with anodized aluminum frame A, Silver finish.

Approx. no. of seats W x D x H (in) Y (in) W x D x H (mm) Y (mm) Code (\$) With options: GC (\$) PC (\$)

1-SECTION SURFACES – 42" TO 60" W

Square surfaces



Laminate surfaces 1" (25 mm) or 1 1/2" (38 mm) thick, 1 section. Option of grommet or electrical module. **Must be ordered separately: 2 leg kits.**

| | | | | | | | | | |
|---|-------------|--|------------------|--|-----|-------|-----|-----|-------|
| 4 | 42 x 42 x 1 | | 1050 x 1050 x 25 | | T1N | -SQ42 | 466 | 539 | 934 |
| 4 | 48 x 48 x 1 | | 1200 x 1200 x 25 | | T1N | -SQ48 | 534 | 606 | 1,000 |
| 8 | 54 x 54 x 1 | | 1350 x 1350 x 25 | | T1N | -SQ54 | 606 | 679 | 1,073 |
| 8 | 60 x 60 x 1 | | 1500 x 1500 x 25 | | T1N | -SQ60 | 685 | 758 | 1,153 |

Surface 1. Smooth edge N. Specify matching (N) or contrasting (K, S, W) edge. Grommet/module option: specify no module (N) or an accent color (K, S, W) after the edge color and specify the type of grommet/module at the end of the product code.

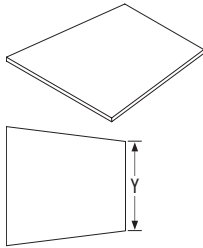
| | | | | | | | | | |
|---|-----------------|--|------------------|--|-----|-------|-----|-----|-------|
| 4 | 42 x 42 x 1 1/2 | | 1050 x 1050 x 38 | | T5N | -SQ42 | 585 | 659 | 1,053 |
| 4 | 48 x 48 x 1 1/2 | | 1200 x 1200 x 38 | | T5N | -SQ48 | 668 | 740 | 1,134 |
| 8 | 54 x 54 x 1 1/2 | | 1350 x 1350 x 38 | | T5N | -SQ54 | 749 | 823 | 1,217 |
| 8 | 60 x 60 x 1 1/2 | | 1500 x 1500 x 38 | | T5N | -SQ60 | 831 | 903 | 1,298 |

Surface 5. Smooth edge N. Specify matching (N) or contrasting (K, S, W) edge. Grommet/module option: specify no module (N) or an accent color (K, S, W) after the edge color and specify the type of grommet/module at the end of the product code.

| | | | | | | | | | |
|---|-----------------|--|------------------|--|-----|-------|-------|-------|-------|
| 4 | 42 x 42 x 1 1/2 | | 1050 x 1050 x 38 | | T5K | -SQ42 | 730 | 803 | 1,197 |
| 4 | 48 x 48 x 1 1/2 | | 1200 x 1200 x 38 | | T5K | -SQ48 | 844 | 916 | 1,310 |
| 8 | 54 x 54 x 1 1/2 | | 1350 x 1350 x 38 | | T5K | -SQ54 | 954 | 1,026 | 1,422 |
| 8 | 60 x 60 x 1 1/2 | | 1500 x 1500 x 38 | | T5K | -SQ60 | 1,067 | 1,140 | 1,533 |

Surface 5. Knife edge K. Specify matching (N) or contrasting (K, S, W) edge. Grommet/module option: specify no module (N) or an accent color (K, S, W) after the edge color and specify the type of grommet/module at the end of the product code.

A-shape surfaces



Laminate surfaces 1" (25 mm) or 1 1/2" (38 mm) thick, 1 section. Option of grommet or electrical module. **Must be ordered separately: 2 leg kits.**

| | | | | | | | | | |
|---|-------------|----|------------------|------|-----|------|-----|-----|-------|
| 4 | 42 x 42 x 1 | 36 | 1050 x 1050 x 25 | 900 | T1N | -A42 | 563 | 637 | 1,032 |
| 4 | 48 x 48 x 1 | 36 | 1200 x 1200 x 25 | 900 | T1N | -A48 | 613 | 685 | 1,080 |
| 8 | 54 x 54 x 1 | 42 | 1350 x 1350 x 25 | 1050 | T1N | -A54 | 679 | 752 | 1,146 |
| 8 | 60 x 60 x 1 | 48 | 1500 x 1500 x 25 | 1200 | T1N | -A60 | 740 | 813 | 1,207 |

Surface 1. Smooth edge N. Specify matching (N) or contrasting (K, S, W) edge. Grommet/module option: specify no module (N) or an accent color (K, S, W) after the edge color and specify the type of grommet/module at the end of the product code.

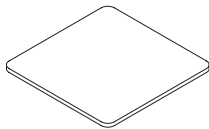
| | | | | | | | | | |
|---|-----------------|----|------------------|------|-----|------|-----|-----|-------|
| 4 | 42 x 42 x 1 1/2 | 36 | 1050 x 1050 x 38 | 900 | T5N | -A42 | 644 | 716 | 1,110 |
| 4 | 48 x 48 x 1 1/2 | 36 | 1200 x 1200 x 38 | 900 | T5N | -A48 | 728 | 801 | 1,195 |
| 8 | 54 x 54 x 1 1/2 | 42 | 1350 x 1350 x 38 | 1050 | T5N | -A54 | 813 | 886 | 1,279 |
| 8 | 60 x 60 x 1 1/2 | 48 | 1500 x 1500 x 38 | 1200 | T5N | -A60 | 898 | 970 | 1,364 |

Surface 5. Smooth edge N. Specify matching (N) or contrasting (K, S, W) edge. Grommet/module option: specify no module (N) or an accent color (K, S, W) after the edge color and specify the type of grommet/module at the end of the product code.

| | | | | | | | | | |
|---|-----------------|----|------------------|------|-----|------|-------|-------|-------|
| 4 | 42 x 42 x 1 1/2 | 36 | 1050 x 1050 x 38 | 900 | T5K | -A42 | 805 | 878 | 1,272 |
| 4 | 48 x 48 x 1 1/2 | 36 | 1200 x 1200 x 38 | 900 | T5K | -A48 | 950 | 1,023 | 1,417 |
| 8 | 54 x 54 x 1 1/2 | 42 | 1350 x 1350 x 38 | 1050 | T5K | -A54 | 1,133 | 1,206 | 1,599 |
| 8 | 60 x 60 x 1 1/2 | 48 | 1500 x 1500 x 38 | 1200 | T5K | -A60 | 1,129 | 1,201 | 1,595 |

Surface 5. Knife edge K. Specify matching (N) or contrasting (K, S, W) edge. Grommet/module option: specify no module (N) or an accent color (K, S, W) after the edge color and specify the type of grommet/module at the end of the product code.

Square surfaces with radius corners



Laminate surfaces 1" (25 mm) or 1 1/2" (38 mm) thick, 1 section. Option of grommet or electrical module. **Must be ordered separately: 2 leg kits.**

| | | | | | | | | | |
|---|-------------|--|------------------|--|-----|--------|-----|-----|-------|
| 4 | 42 x 42 x 1 | | 1050 x 1050 x 25 | | T1N | -SQR42 | 563 | 637 | 1,032 |
| 4 | 48 x 48 x 1 | | 1200 x 1200 x 25 | | T1N | -SQR48 | 613 | 685 | 1,080 |
| 8 | 54 x 54 x 1 | | 1350 x 1350 x 25 | | T1N | -SQR54 | 679 | 752 | 1,146 |
| 8 | 60 x 60 x 1 | | 1500 x 1500 x 25 | | T1N | -SQR60 | 740 | 813 | 1,207 |

Surface 1. Smooth edge N. Specify matching (N) or contrasting (K, S, W) edge. Grommet/module option: specify no module (N) or an accent color (K, S, W) after the edge color and specify the type of grommet/module at the end of the product code.

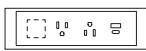
| | | | | | | | | | |
|---|-----------------|--|------------------|--|-----|--------|-----|-----|-------|
| 4 | 42 x 42 x 1 1/2 | | 1050 x 1050 x 38 | | T5N | -SQR42 | 644 | 716 | 1,110 |
| 4 | 48 x 48 x 1 1/2 | | 1200 x 1200 x 38 | | T5N | -SQR48 | 728 | 801 | 1,195 |
| 8 | 54 x 54 x 1 1/2 | | 1350 x 1350 x 38 | | T5N | -SQR54 | 813 | 886 | 1,279 |
| 8 | 60 x 60 x 1 1/2 | | 1500 x 1500 x 38 | | T5N | -SQR60 | 898 | 970 | 1,364 |

Surface 5. Smooth edge N. Specify matching (N) or contrasting (K, S, W) edge. Grommet/module option: specify no module (N) or an accent color (K, S, W) after the edge color and specify the type of grommet/module at the end of the product code.

TECHNOLOGY INTEGRATION



GC
Grommet



PC
Electrical/communication module

POSITIONING



GC, PC



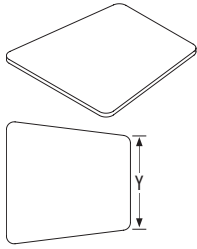
Can accept a connector
(LGC-RJ45K, LGC-HDMI, LGC-USBC, etc.)

= QUICKSHIP PROGRAM

QUORUM MULTICONFERENCE

| Approx. no. of seats | W x D x H (in) | Y (in) | W x D x H (mm) | Y (mm) | Code | (\$) | With options: | |
|----------------------|----------------|--------|----------------|--------|------|------|---------------|---------|
| | | | | | | | GC (\$) | PC (\$) |

A-shape surfaces with radius corners



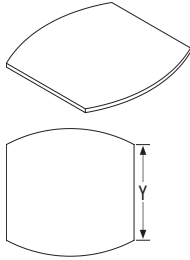
| | | | | | | | | |
|---|-------------|----|------------------|------|-----------|-----|-----|-------|
| <i>Laminate surfaces 1" (25 mm) or 1½" (38 mm) thick, 1 section. Option of grommet or electrical module. Must be ordered separately: 2 leg kits.</i> | | | | | | | | |
| 4 | 42 x 42 x 1 | 36 | 1050 x 1050 x 25 | 900 | T1N_-AR42 | 563 | 637 | 1,032 |
| 4 | 48 x 48 x 1 | 36 | 1200 x 1200 x 25 | 900 | T1N_-AR48 | 613 | 685 | 1,080 |
| 8 | 54 x 54 x 1 | 42 | 1350 x 1350 x 25 | 1050 | T1N_-AR54 | 679 | 752 | 1,146 |
| 8 | 60 x 60 x 1 | 48 | 1500 x 1500 x 25 | 1200 | T1N_-AR60 | 740 | 813 | 1,207 |

Surface 1. Smooth edge N. Specify matching (N) or contrasting (K, S, W) edge. Grommet/module option: specify no module (N) or an accent color (K, S, W) after the edge color and specify the type of grommet/module at the end of the product code.

| | | | | | | | | |
|---|--------------|----|------------------|------|-----------|-----|-----|-------|
| 4 | 42 x 42 x 1½ | 36 | 1050 x 1050 x 38 | 900 | T5N_-AR42 | 644 | 716 | 1,110 |
| 4 | 48 x 48 x 1½ | 36 | 1200 x 1200 x 38 | 900 | T5N_-AR48 | 728 | 801 | 1,195 |
| 8 | 54 x 54 x 1½ | 42 | 1350 x 1350 x 38 | 1050 | T5N_-AR54 | 813 | 886 | 1,279 |
| 8 | 60 x 60 x 1½ | 48 | 1500 x 1500 x 38 | 1200 | T5N_-AR60 | 898 | 970 | 1,364 |

Surface 5. Smooth edge N. Specify matching (N) or contrasting (K, S, W) edge. Grommet/module option: specify no module (N) or an accent color (K, S, W) after the edge color and specify the type of grommet/module at the end of the product code.

Boat surfaces



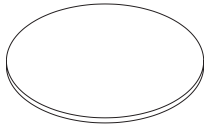
| | | | | | | | | |
|---|-------------|----|------------------|------|----------|-----|-----|-------|
| <i>Laminate surfaces 1" (25 mm) or 1½" (38 mm) thick, 1 section. Option of grommet or electrical module. Must be ordered separately: 2 leg kits.</i> | | | | | | | | |
| 4 | 42 x 42 x 1 | 36 | 1050 x 1050 x 25 | 900 | T1N_-B42 | 563 | 637 | 1,032 |
| 4 | 48 x 48 x 1 | 36 | 1200 x 1200 x 25 | 900 | T1N_-B48 | 613 | 685 | 1,080 |
| 8 | 54 x 54 x 1 | 42 | 1350 x 1350 x 25 | 1050 | T1N_-B54 | 679 | 752 | 1,146 |
| 8 | 60 x 60 x 1 | 48 | 1500 x 1500 x 25 | 1200 | T1N_-B60 | 740 | 813 | 1,207 |

Surface 1. Smooth edge N. Specify matching (N) or contrasting (K, S, W) edge. Grommet/module option: specify no module (N) or an accent color (K, S, W) after the edge color and specify the type of grommet/module at the end of the product code.

| | | | | | | | | |
|---|--------------|----|------------------|------|----------|-----|-----|-------|
| 4 | 42 x 42 x 1½ | 36 | 1050 x 1050 x 38 | 900 | T5N_-B42 | 644 | 716 | 1,110 |
| 4 | 48 x 48 x 1½ | 36 | 1200 x 1200 x 38 | 900 | T5N_-B48 | 728 | 801 | 1,195 |
| 8 | 54 x 54 x 1½ | 42 | 1350 x 1350 x 38 | 1050 | T5N_-B54 | 813 | 886 | 1,279 |
| 8 | 60 x 60 x 1½ | 48 | 1500 x 1500 x 38 | 1200 | T5N_-B60 | 898 | 970 | 1,364 |

Surface 5. Smooth edge N. Specify matching (N) or contrasting (K, S, W) edge. Grommet/module option: specify no module (N) or an accent color (K, S, W) after the edge color and specify the type of grommet/module at the end of the product code.

Round surfaces



| | | | | | | | | |
|---|-------------|--|------------------|--|----------|-----|-----|-------|
| <i>Laminate surfaces 1" (25 mm) or 1½" (38 mm) thick, 1 section. Option of grommet or electrical module. Must be ordered separately: 2 leg kits.</i> | | | | | | | | |
| 4 | 42 x 42 x 1 | | 1050 x 1050 x 25 | | T1N_-R42 | 576 | 649 | 1,043 |
| 4 | 48 x 48 x 1 | | 1200 x 1200 x 25 | | T1N_-R48 | 639 | 712 | 1,107 |
| 6 | 54 x 54 x 1 | | 1350 x 1350 x 25 | | T1N_-R54 | 701 | 774 | 1,168 |
| 6 | 60 x 60 x 1 | | 1500 x 1500 x 25 | | T1N_-R60 | 765 | 837 | 1,231 |

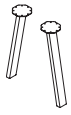
Surface 1. Smooth edge N. Specify matching (N) or contrasting (K, S, W) edge. Grommet/module option: specify no module (N) or an accent color (K, S, W) after the edge color and specify the type of grommet/module at the end of the product code.

| | | | | | | | | |
|---|--------------|--|------------------|--|----------|-----|-------|-------|
| 4 | 42 x 42 x 1½ | | 1050 x 1050 x 38 | | T5N_-R42 | 695 | 768 | 1,162 |
| 4 | 48 x 48 x 1½ | | 1200 x 1200 x 38 | | T5N_-R48 | 779 | 851 | 1,245 |
| 6 | 54 x 54 x 1½ | | 1350 x 1350 x 38 | | T5N_-R54 | 862 | 936 | 1,330 |
| 6 | 60 x 60 x 1½ | | 1500 x 1500 x 38 | | T5N_-R60 | 946 | 1,019 | 1,412 |

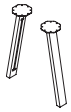
Surface 5. Smooth edge N. Specify matching (N) or contrasting (K, S, W) edge. Grommet/module option: specify no module (N) or an accent color (K, S, W) after the edge color and specify the type of grommet/module at the end of the product code.

LEGS AND ACCESSORIES FOR 1-SECTION SURFACES – 42" TO 60" W

| | W x D x H (in) | W x D x H (mm) | Code | (\$) |
|----------------------------------|--|----------------|----------------|------|
| Metal angled legs – 29" H | <i>Kit of 2 steel legs. WM at the end of the code indicates that one leg will have a cavity for cable management.</i> | | | |
| | <i>Without cable management</i> | | | |
| | 1½ x 3 x 28 | 38 x 76 x 711 | TNNN_-ATL228 | 455 |
| | Specify leg color (K, S, W). | | | |
| | <i>With cable management</i> | | | |
| | 1½ x 3 x 28 | 38 x 76 x 711 | TNNN_-ATL228WM | 485 |
| | Specify leg color (K, S, W). | | | |

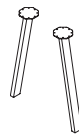


Without cable management

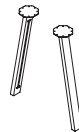


With cable management

| | W x D x H (in) | W x D x H (mm) | Code | (\$) |
|----------------------------------|--|----------------|----------------|------|
| Metal angled legs – 36" H | <i>Kit of 2 steel legs. WM at the end of the code indicates that one leg will have a cavity for cable management.</i> | | | |
| | <i>Without cable management</i> | | | |
| | 1½ x 3 x 35 | 38 x 76 x 879 | TNNN_-ATL235 | 587 |
| | Specify leg color (K, S, W). | | | |
| | <i>With cable management</i> | | | |
| | 1½ x 3 x 35 | 38 x 76 x 879 | TNNN_-ATL235WM | 625 |
| | Specify leg color (K, S, W). | | | |



Without cable management

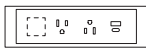


With cable management

TECHNOLOGY INTEGRATION



GC
Grommet



PC
Electrical/communication module

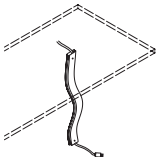


Can accept a connector
(LGC-RJ45K, LGC-HDMI_, LGC-USBCK, etc.)



POSITIONING



GC, PC

| | W x D x H (in) | W x D x H (mm) | Code | | (\$) |
|---|--|----------------|--------------|-----------------------------------|------|
| Fabric vertical wire cover | <i>Allows vertical cable management. Diameter of 2 1/2" (63 mm). With zipper. All United Chair® standard fabrics are applicable.</i> | | | | |
| | | | | Gr1 Gr2 Gr3 Gr4 Gr5 Gr6 Gr8 | |
|  | 2 1/2 x 2 1/2 x 52 | 63 x 63 x 1320 | DVW48 | 97 102 112 118 130 143 156 | |

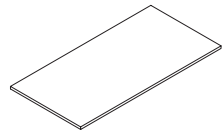
Specify the fabric code at the end of the product code.

| | W x D x H (in) | W x D x H (mm) | Code | | (\$) |
|---|--|----------------|------------------|---|------------|
| Cable management fasteners | <i>Install beneath work surfaces. Make it possible to pinch cables beneath the work surface for cable management. Grey. Pack of 5.</i> | | | | |
| | | | | | |
|  | 5 1/2 x 1 1/2 x 1 | 140 x 40 x 25 | LGC-WMC05 |  | 112 |

| Approx. no. of seats | W x D x H (in) | Y (in) | W x D x H (mm) | Y (mm) | Code | (\$) | With options: | | | | |
|----------------------|----------------|--------|----------------|--------|------|------|---------------|---------|---------|---------|----------|
| | | | | | | | GC (\$) | G2 (\$) | PC (\$) | P2 (\$) | CPC (\$) |

1-SECTION SURFACES – 72" TO 96" W

Rectangular surfaces



Note: 36" D (900 mm) surfaces cannot accept LB__ or UCB__ bases.

Laminate surface 1 1/2" (38 mm) thick, 1 section. Channel for cable management included with option of grommet(s), electrical module(s) or table center. Must be ordered separately: 2 leg kits or 2 bases.

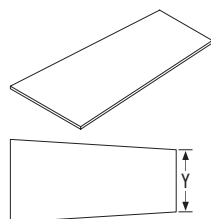
| | | | | | | | | | | | | |
|---|-----------------|--|------------------|------------|----------------|--------------|-------|-------|-------|-------|-------|-------|
| 6 | 72 x 36 x 1 1/2 | | 1800 x 900 x 38 | T5N | -RC3672 | 776 | 1,194 | – | 1,672 | – | – | – |
| 8 | 84 x 36 x 1 1/2 | | 2100 x 900 x 38 | T5N | -RC3684 | 855 | 1,298 | 1,371 | 1,783 | 3,220 | – | – |
| 8 | 96 x 36 x 1 1/2 | | 2400 x 900 x 38 | T5N | -RC3696 | 956 | 1,400 | 1,473 | 1,885 | 3,328 | – | – |
| 6 | 72 x 42 x 1 1/2 | | 1800 x 1050 x 38 | T5N | -RC4272 | 892 | 1,310 | – | 1,789 | – | 2,189 | – |
| 8 | 84 x 42 x 1 1/2 | | 2100 x 1050 x 38 | T5N | -RC4284 | 1,023 | 1,465 | 1,539 | 1,950 | 3,389 | 2,352 | – |
| 8 | 96 x 42 x 1 1/2 | | 2400 x 1050 x 38 | T5N | -RC4296 | 1,163 | 1,606 | 1,679 | 2,091 | 3,534 | 2,492 | 4,456 |
| 6 | 72 x 48 x 1 1/2 | | 1800 x 1200 x 38 | T5N | -RC4872 | 937 | 1,355 | – | 1,834 | – | 2,234 | – |
| 8 | 84 x 48 x 1 1/2 | | 2100 x 1200 x 38 | T5N | -RC4884 | 1,067 | 1,509 | 1,583 | 1,994 | 3,433 | 2,396 | – |
| 8 | 96 x 48 x 1 1/2 | | 2400 x 1200 x 38 | T5N | -RC4896 | 1,206 | 1,648 | 1,722 | 2,133 | 3,576 | 2,533 | 4,498 |
| 6 | 72 x 54 x 1 1/2 | | 1800 x 1350 x 38 | T5N | -RC5472 | 1,098 | 1,517 | – | 1,994 | – | 2,396 | – |
| 8 | 84 x 54 x 1 1/2 | | 2100 x 1350 x 38 | T5N | -RC5484 | 1,238 | 1,680 | 1,752 | 2,165 | 3,603 | 2,565 | – |
| 8 | 96 x 54 x 1 1/2 | | 2400 x 1350 x 38 | T5N | -RC5496 | 1,366 | 1,810 | 1,883 | 2,295 | 3,738 | 2,695 | 4,660 |

Surface 5. Smooth edge N. Specify matching (N) or contrasting (K, S, W) edge. Grommet/module option: specify no module (N) or an accent color (K, S, W) after the edge color and specify the type of grommet/module at the end of the product code.

| | | | | | | | | | | | | |
|---|-----------------|--|------------------|------------|----------------|--------------|-------|-------|-------|-------|-------|-------|
| 6 | 72 x 36 x 1 1/2 | | 1800 x 900 x 38 | T5K | -RC3672 | 968 | 1,386 | – | 1,866 | – | – | – |
| 8 | 84 x 36 x 1 1/2 | | 2100 x 900 x 38 | T5K | -RC3684 | 1,069 | 1,511 | 1,585 | 1,997 | 3,435 | – | – |
| 8 | 96 x 36 x 1 1/2 | | 2400 x 900 x 38 | T5K | -RC3696 | 1,197 | 1,640 | 1,713 | 2,125 | 3,567 | – | – |
| 6 | 72 x 42 x 1 1/2 | | 1800 x 1050 x 38 | T5K | -RC4272 | 1,114 | 1,532 | – | 2,012 | – | 2,411 | – |
| 8 | 84 x 42 x 1 1/2 | | 2100 x 1050 x 38 | T5K | -RC4284 | 1,280 | 1,724 | 1,796 | 2,209 | 3,645 | 2,609 | – |
| 8 | 96 x 42 x 1 1/2 | | 2400 x 1050 x 38 | T5K | -RC4296 | 1,454 | 1,896 | 1,969 | 2,382 | 3,826 | 2,782 | 4,748 |
| 6 | 72 x 48 x 1 1/2 | | 1800 x 1200 x 38 | T5K | -RC4872 | 1,169 | 1,587 | – | 2,066 | – | 2,467 | – |
| 8 | 84 x 48 x 1 1/2 | | 2100 x 1200 x 38 | T5K | -RC4884 | 1,333 | 1,775 | 1,848 | 2,261 | 3,697 | 2,661 | – |
| 8 | 96 x 48 x 1 1/2 | | 2400 x 1200 x 38 | T5K | -RC4896 | 1,507 | 1,949 | 2,023 | 2,434 | 3,879 | 2,836 | 4,800 |
| 6 | 72 x 54 x 1 1/2 | | 1800 x 1350 x 38 | T5K | -RC5472 | 1,373 | 1,792 | – | 2,270 | – | 2,671 | – |
| 8 | 84 x 54 x 1 1/2 | | 2100 x 1350 x 38 | T5K | -RC5484 | 1,547 | 1,989 | 2,061 | 2,474 | 3,911 | 2,874 | – |
| 8 | 96 x 54 x 1 1/2 | | 2400 x 1350 x 38 | T5K | -RC5496 | 1,707 | 2,151 | 2,223 | 2,636 | 4,079 | 3,035 | 5,000 |

Surface 5. Knife edge K. Specify matching (N) or contrasting (K, S, W) edge. Grommet/module option: specify no module (N) or an accent color (K, S, W) after the edge color and specify the type of grommet/module at the end of the product code.

A-shape surfaces



Note: 36" D (900 mm) surfaces cannot accept LB__ or UCB__ bases.

Laminate surface 1 1/2" (38 mm) thick, 1 section. Channel for cable management included with option of grommet(s), electrical module(s) or table center. Must be ordered separately: 2 leg kits or 2 bases.

| | | | | | | | | | | | | | |
|---|-----------------|----|------------------|------|------------|---------------|--------------|-------|-------|-------|-------|-------|-------|
| 6 | 72 x 36 x 1 1/2 | 30 | 1800 x 900 x 38 | 750 | T5N | -A3672 | 883 | 1,302 | – | 1,781 | – | – | – |
| 8 | 84 x 36 x 1 1/2 | 30 | 2100 x 900 x 38 | 750 | T5N | -A3684 | 972 | 1,415 | 1,487 | 1,900 | 3,339 | – | – |
| 8 | 96 x 36 x 1 1/2 | 30 | 2400 x 900 x 38 | 750 | T5N | -A3696 | 1,073 | 1,517 | 1,590 | 2,002 | 3,444 | – | – |
| 6 | 72 x 42 x 1 1/2 | 36 | 1800 x 1050 x 38 | 900 | T5N | -A4272 | 1,015 | 1,433 | – | 1,913 | – | 2,312 | – |
| 8 | 84 x 42 x 1 1/2 | 36 | 2100 x 1050 x 38 | 900 | T5N | -A4284 | 1,169 | 1,612 | 1,684 | 2,097 | 3,534 | 2,497 | – |
| 8 | 96 x 42 x 1 1/2 | 36 | 2400 x 1050 x 38 | 900 | T5N | -A4296 | 1,317 | 1,760 | 1,833 | 2,245 | 3,688 | 2,646 | 4,610 |
| 6 | 72 x 48 x 1 1/2 | 36 | 1800 x 1200 x 38 | 900 | T5N | -A4872 | 1,032 | 1,450 | – | 1,929 | – | 2,329 | – |
| 8 | 84 x 48 x 1 1/2 | 36 | 2100 x 1200 x 38 | 900 | T5N | -A4884 | 1,185 | 1,627 | 1,701 | 2,112 | 3,550 | 2,514 | – |
| 8 | 96 x 48 x 1 1/2 | 36 | 2400 x 1200 x 38 | 900 | T5N | -A4896 | 1,331 | 1,773 | 1,846 | 2,258 | 3,702 | 2,659 | 4,623 |
| 6 | 72 x 54 x 1 1/2 | 42 | 1800 x 1350 x 38 | 1050 | T5N | -A5472 | 1,163 | 1,581 | – | 2,060 | – | 2,461 | – |
| 8 | 84 x 54 x 1 1/2 | 42 | 2100 x 1350 x 38 | 1050 | T5N | -A5484 | 1,293 | 1,736 | 1,808 | 2,221 | 3,658 | 2,620 | – |
| 8 | 96 x 54 x 1 1/2 | 42 | 2400 x 1350 x 38 | 1050 | T5N | -A5496 | 1,431 | 1,873 | 1,946 | 2,358 | 3,803 | 2,759 | 4,725 |

Surface 5. Smooth edge N. Specify matching (N) or contrasting (K, S, W) edge. Grommet/module option: specify no module (N) or an accent color (K, S, W) after the edge color and specify the type of grommet/module at the end of the product code.

| | | | | | | | | | | | | | |
|---|-----------------|----|------------------|-----|------------|---------------|--------------|-------|-------|-------|-------|-------|-------|
| 6 | 72 x 36 x 1 1/2 | 30 | 1800 x 900 x 38 | 750 | T5K | -A3672 | 1,107 | 1,525 | – | 2,004 | – | – | – |
| 8 | 84 x 36 x 1 1/2 | 30 | 2100 x 900 x 38 | 750 | T5K | -A3684 | 1,217 | 1,659 | 1,731 | 2,144 | 3,582 | – | – |
| 8 | 96 x 36 x 1 1/2 | 30 | 2400 x 900 x 38 | 750 | T5K | -A3696 | 1,342 | 1,785 | 1,858 | 2,270 | 3,714 | – | – |
| 6 | 72 x 42 x 1 1/2 | 36 | 1800 x 1050 x 38 | 900 | T5K | -A4272 | 1,361 | 1,779 | – | 2,258 | – | 2,659 | – |
| 8 | 84 x 42 x 1 1/2 | 36 | 2100 x 1050 x 38 | 900 | T5K | -A4284 | 1,461 | 1,904 | 1,978 | 2,389 | 3,827 | 2,790 | – |
| 8 | 96 x 42 x 1 1/2 | 36 | 2400 x 1050 x 38 | 900 | T5K | -A4296 | 1,647 | 2,089 | 2,163 | 2,574 | 4,018 | 2,976 | 4,940 |
| 6 | 72 x 48 x 1 1/2 | 36 | 1800 x 1200 x 38 | 900 | T5K | -A4872 | 1,288 | 1,706 | – | 2,186 | – | 2,586 | – |
| 8 | 84 x 48 x 1 1/2 | 36 | 2100 x 1200 x 38 | 900 | T5K | -A4884 | 1,481 | 1,923 | 1,995 | 2,408 | 3,847 | 2,809 | – |
| 8 | 96 x 48 x 1 1/2 | 36 | 2400 x 1200 x 38 | 900 | T5K | -A4896 | 1,663 | 2,105 | 2,178 | 2,591 | 4,034 | 2,990 | 4,956 |

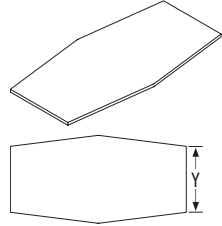
QUORUM MULTICONFERENCE

| Approx. no. of seats | W x D x H (in) | Y (in) | W x D x H (mm) | Y (mm) | Code | (\$) | With options: | | | | | | | | |
|----------------------------------|-----------------|--------|------------------|--------|------------|-------|---------------|---------|---------|---------|----------|-----------|--|--|--|
| | | | | | | | GC (\$) | G2 (\$) | PC (\$) | P2 (\$) | CPC (\$) | CPP2 (\$) | | | |
| A-shape surfaces (cont'd) | | | | | | | | | | | | | | | |
| 6 | 72 x 54 x 1 1/2 | 42 | 1800 x 1350 x 38 | 1050 | T5K_-A5472 | 1,454 | 1,872 | - | 2,352 | - | 2,751 | - | | | |
| 8 | 84 x 54 x 1 1/2 | 42 | 2100 x 1350 x 38 | 1050 | T5K_-A5484 | 1,616 | 2,058 | 2,131 | 2,543 | 3,980 | 2,943 | - | | | |
| 8 | 96 x 54 x 1 1/2 | 42 | 2400 x 1350 x 38 | 1050 | T5K_-A5496 | 1,791 | 2,233 | 2,306 | 2,718 | 4,161 | 3,119 | 5,083 | | | |

Surface 5. Knife edge K. Specify matching (N) or contrasting (K, S, W) edge. Grommet/module option: specify no module (N) or an accent color (K, S, W) after the edge color and specify the type of grommet/module at the end of the product code.

Diamond surfaces

*Laminate surface 1/2" (38 mm) thick, 1 section. Channel for cable management included with option of grommet(s), electrical module(s) or table center.
Must be ordered separately: 2 leg kits or 2 bases.*



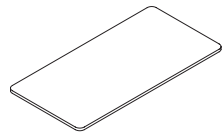
Note: 36" D (900 mm) surfaces cannot accept LB__ or UCB__ bases.

| | | | | | | | | | | | | | | | |
|---|-----------------|----|------------------|------|------------|-------|-------|-------|-------|-------|-------|-------|--|--|--|
| 6 | 72 x 36 x 1 1/2 | 30 | 1800 x 900 x 38 | 750 | T5N_-D3672 | 883 | 1,302 | - | 1,781 | - | - | - | | | |
| 8 | 84 x 36 x 1 1/2 | 30 | 2100 x 900 x 38 | 750 | T5N_-D3684 | 972 | 1,415 | 1,487 | 1,900 | 3,339 | - | - | | | |
| 8 | 96 x 36 x 1 1/2 | 30 | 2400 x 900 x 38 | 750 | T5N_-D3696 | 1,073 | 1,517 | 1,590 | 2,002 | 3,444 | - | - | | | |
| 6 | 72 x 42 x 1 1/2 | 36 | 1800 x 1050 x 38 | 900 | T5N_-D4272 | 1,015 | 1,433 | - | 1,913 | - | 2,312 | - | | | |
| 8 | 84 x 42 x 1 1/2 | 36 | 2100 x 1050 x 38 | 900 | T5N_-D4284 | 1,169 | 1,612 | 1,684 | 2,097 | 3,534 | 2,497 | - | | | |
| 8 | 96 x 42 x 1 1/2 | 36 | 2400 x 1050 x 38 | 900 | T5N_-D4296 | 1,317 | 1,760 | 1,833 | 2,245 | 3,688 | 2,646 | 4,610 | | | |
| 6 | 72 x 48 x 1 1/2 | 36 | 1800 x 1200 x 38 | 900 | T5N_-D4872 | 1,032 | 1,450 | - | 1,929 | - | 2,329 | - | | | |
| 8 | 84 x 48 x 1 1/2 | 36 | 2100 x 1200 x 38 | 900 | T5N_-D4884 | 1,185 | 1,627 | 1,701 | 2,112 | 3,550 | 2,514 | - | | | |
| 8 | 96 x 48 x 1 1/2 | 36 | 2400 x 1200 x 38 | 900 | T5N_-D4896 | 1,331 | 1,773 | 1,846 | 2,258 | 3,702 | 2,659 | 4,623 | | | |
| 6 | 72 x 54 x 1 1/2 | 42 | 1800 x 1350 x 38 | 1050 | T5N_-D5472 | 1,163 | 1,581 | - | 2,060 | - | 2,461 | - | | | |
| 8 | 84 x 54 x 1 1/2 | 42 | 2100 x 1350 x 38 | 1050 | T5N_-D5484 | 1,293 | 1,736 | 1,808 | 2,221 | 3,658 | 2,620 | - | | | |
| 8 | 96 x 54 x 1 1/2 | 42 | 2400 x 1350 x 38 | 1050 | T5N_-D5496 | 1,431 | 1,873 | 1,946 | 2,358 | 3,803 | 2,759 | 4,725 | | | |

Surface 5. Smooth edge N. Specify matching (N) or contrasting (K, S, W) edge. Grommet/module option: specify no module (N) or an accent color (K, S, W) after the edge color and specify the type of grommet/module at the end of the product code.

Rectangular surfaces with radius corners

*Laminate surface 1/2" (38 mm) thick, 1 section. Channel for cable management included with option of grommet(s), electrical module(s) or table center.
Must be ordered separately: 2 leg kits or 2 bases.*



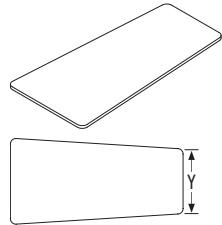
Note: 36" D (900 mm) surfaces cannot accept LB__ or UCB__ bases.

| | | | | | | | | | | | | | | | |
|---|-----------------|--|------------------|--|--------------|-------|-------|-------|-------|-------|-------|-------|--|--|--|
| 6 | 72 x 36 x 1 1/2 | | 1800 x 900 x 38 | | T5N_-RCR3672 | 883 | 1,302 | - | 1,781 | - | - | - | | | |
| 8 | 84 x 36 x 1 1/2 | | 2100 x 900 x 38 | | T5N_-RCR3684 | 972 | 1,415 | 1,487 | 1,900 | 3,339 | - | - | | | |
| 8 | 96 x 36 x 1 1/2 | | 2400 x 900 x 38 | | T5N_-RCR3696 | 1,073 | 1,517 | 1,590 | 2,002 | 3,444 | - | - | | | |
| 6 | 72 x 42 x 1 1/2 | | 1800 x 1050 x 38 | | T5N_-RCR4272 | 1,015 | 1,433 | - | 1,913 | - | 2,312 | - | | | |
| 8 | 84 x 42 x 1 1/2 | | 2100 x 1050 x 38 | | T5N_-RCR4284 | 1,169 | 1,612 | 1,684 | 2,097 | 3,534 | 2,497 | - | | | |
| 8 | 96 x 42 x 1 1/2 | | 2400 x 1050 x 38 | | T5N_-RCR4296 | 1,317 | 1,760 | 1,833 | 2,245 | 3,688 | 2,646 | 4,610 | | | |
| 6 | 72 x 48 x 1 1/2 | | 1800 x 1200 x 38 | | T5N_-RCR4872 | 1,032 | 1,450 | - | 1,929 | - | 2,329 | - | | | |
| 8 | 84 x 48 x 1 1/2 | | 2100 x 1200 x 38 | | T5N_-RCR4884 | 1,185 | 1,627 | 1,701 | 2,112 | 3,550 | 2,514 | - | | | |
| 8 | 96 x 48 x 1 1/2 | | 2400 x 1200 x 38 | | T5N_-RCR4896 | 1,331 | 1,773 | 1,846 | 2,258 | 3,702 | 2,659 | 4,623 | | | |
| 6 | 72 x 54 x 1 1/2 | | 1800 x 1350 x 38 | | T5N_-RCR5472 | 1,163 | 1,581 | - | 2,060 | - | 2,461 | - | | | |
| 8 | 84 x 54 x 1 1/2 | | 2100 x 1350 x 38 | | T5N_-RCR5484 | 1,293 | 1,736 | 1,808 | 2,221 | 3,658 | 2,620 | - | | | |
| 8 | 96 x 54 x 1 1/2 | | 2400 x 1350 x 38 | | T5N_-RCR5496 | 1,431 | 1,873 | 1,946 | 2,358 | 3,803 | 2,759 | 4,725 | | | |

Surface 5. Smooth edge N. Specify matching (N) or contrasting (K, S, W) edge. Grommet/module option: specify no module (N) or an accent color (K, S, W) after the edge color and specify the type of grommet/module at the end of the product code.

A-shape surfaces with radius corners

*Laminate surface 1/2" (38 mm) thick, 1 section. Channel for cable management included with option of grommet(s), electrical module(s) or table center.
Must be ordered separately: 2 leg kits or 2 bases.*



Note: 36" D (900 mm) surfaces cannot accept LB__ or UCB__ bases.

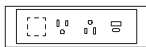
| | | | | | | | | | | | | | | | |
|---|-----------------|----|------------------|------|-------------|-------|-------|-------|-------|-------|-------|-------|--|--|--|
| 6 | 72 x 36 x 1 1/2 | 30 | 1800 x 900 x 38 | 750 | T5N_-AR3672 | 883 | 1,302 | - | 1,781 | - | - | - | | | |
| 8 | 84 x 36 x 1 1/2 | 30 | 2100 x 900 x 38 | 750 | T5N_-AR3684 | 972 | 1,415 | 1,487 | 1,900 | 3,339 | - | - | | | |
| 8 | 96 x 36 x 1 1/2 | 30 | 2400 x 900 x 38 | 750 | T5N_-AR3696 | 1,073 | 1,517 | 1,590 | 2,002 | 3,444 | - | - | | | |
| 6 | 72 x 42 x 1 1/2 | 36 | 1800 x 1050 x 38 | 900 | T5N_-AR4272 | 1,015 | 1,433 | - | 1,913 | - | 2,312 | - | | | |
| 8 | 84 x 42 x 1 1/2 | 36 | 2100 x 1050 x 38 | 900 | T5N_-AR4284 | 1,169 | 1,612 | 1,684 | 2,097 | 3,534 | 2,497 | - | | | |
| 8 | 96 x 42 x 1 1/2 | 36 | 2400 x 1050 x 38 | 900 | T5N_-AR4296 | 1,317 | 1,760 | 1,833 | 2,245 | 3,688 | 2,646 | 4,610 | | | |
| 6 | 72 x 48 x 1 1/2 | 36 | 1800 x 1200 x 38 | 900 | T5N_-AR4872 | 1,032 | 1,450 | - | 1,929 | - | 2,329 | - | | | |
| 8 | 84 x 48 x 1 1/2 | 36 | 2100 x 1200 x 38 | 900 | T5N_-AR4884 | 1,185 | 1,627 | 1,701 | 2,112 | 3,550 | 2,514 | - | | | |
| 8 | 96 x 48 x 1 1/2 | 36 | 2400 x 1200 x 38 | 900 | T5N_-AR4896 | 1,331 | 1,773 | 1,846 | 2,258 | 3,702 | 2,659 | 4,623 | | | |
| 6 | 72 x 54 x 1 1/2 | 42 | 1800 x 1350 x 38 | 1050 | T5N_-AR5472 | 1,163 | 1,581 | - | 2,060 | - | 2,461 | - | | | |
| 8 | 84 x 54 x 1 1/2 | 42 | 2100 x 1350 x 38 | 1050 | T5N_-AR5484 | 1,293 | 1,736 | 1,808 | 2,221 | 3,658 | 2,620 | - | | | |
| 8 | 96 x 54 x 1 1/2 | 42 | 2400 x 1350 x 38 | 1050 | T5N_-AR5496 | 1,431 | 1,873 | 1,946 | 2,358 | 3,803 | 2,759 | 4,725 | | | |

Surface 5. Smooth edge N. Specify matching (N) or contrasting (K, S, W) edge. Grommet/module option: specify no module (N) or an accent color (K, S, W) after the edge color and specify the type of grommet/module at the end of the product code.

TECHNOLOGY INTEGRATION



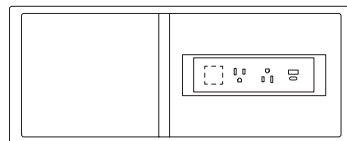
GC, G2
Grommet(s)



PC, P2
Electrical/communication module(s)



Can accept a connector
(LGC-RJ45K, LGC-HDMI_, LGC-USBC, etc.)



CPC, CPP2
Table center with electrical/communication module(s)

POSITIONING



GC, PC, CPC

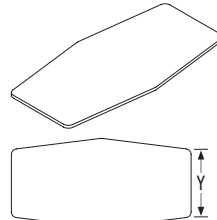


G2, P2



CPP2

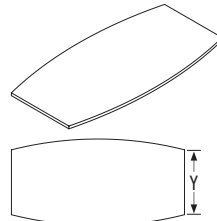
| Approx. no. of seats | W x D x H (in) | Y (in) | W x D x H (mm) | Y (mm) | Code | (\$) | With options: | | | | | |
|---|-----------------|--------|------------------|--------|--------------|-------|---------------|---------|---------|---------|----------|-----------|
| | | | | | | | GC (\$) | G2 (\$) | PC (\$) | P2 (\$) | CPC (\$) | CPP2 (\$) |
| Diamond surfaces with radius corners | | | | | | | | | | | | |
| <i>Laminate surface 1 1/2" (38 mm) thick, 1 section. Channel for cable management included with option of grommet(s), electrical module(s) or table center.</i> | | | | | | | | | | | | |
| Must be ordered separately: 2 leg kits or 2 bases. | | | | | | | | | | | | |
| 6 | 72 x 36 x 1 1/2 | 30 | 1800 x 900 x 38 | 750 | T5N --DR3672 | 883 | 1,302 | — | 1,781 | — | — | — |
| 8 | 84 x 36 x 1 1/2 | 30 | 2100 x 900 x 38 | 750 | T5N --DR3684 | 972 | 1,415 | 1,487 | 1,900 | 3,339 | — | — |
| 8 | 96 x 36 x 1 1/2 | 30 | 2400 x 900 x 38 | 750 | T5N --DR3696 | 1,073 | 1,517 | 1,590 | 2,002 | 3,444 | — | — |
| 6 | 72 x 42 x 1 1/2 | 36 | 1800 x 1050 x 38 | 900 | T5N --DR4272 | 1,015 | 1,433 | — | 1,913 | — | 2,312 | — |
| 8 | 84 x 42 x 1 1/2 | 36 | 2100 x 1050 x 38 | 900 | T5N --DR4284 | 1,169 | 1,612 | 1,684 | 2,097 | 3,534 | 2,497 | — |
| 8 | 96 x 42 x 1 1/2 | 36 | 2400 x 1050 x 38 | 900 | T5N --DR4296 | 1,317 | 1,760 | 1,833 | 2,245 | 3,688 | 2,646 | 4,610 |
| 6 | 72 x 48 x 1 1/2 | 36 | 1800 x 1200 x 38 | 900 | T5N --DR4872 | 1,032 | 1,450 | — | 1,929 | — | 2,329 | — |
| 8 | 84 x 48 x 1 1/2 | 36 | 2100 x 1200 x 38 | 900 | T5N --DR4884 | 1,185 | 1,627 | 1,701 | 2,112 | 3,550 | 2,514 | — |
| 8 | 96 x 48 x 1 1/2 | 36 | 2400 x 1200 x 38 | 900 | T5N --DR4896 | 1,331 | 1,773 | 1,846 | 2,258 | 3,702 | 2,659 | 4,623 |
| 6 | 72 x 54 x 1 1/2 | 42 | 1800 x 1350 x 38 | 1050 | T5N --DR5472 | 1,163 | 1,581 | — | 2,060 | — | 2,461 | — |
| 8 | 84 x 54 x 1 1/2 | 42 | 2100 x 1350 x 38 | 1050 | T5N --DR5484 | 1,293 | 1,736 | 1,808 | 2,221 | 3,658 | 2,620 | — |
| 8 | 96 x 54 x 1 1/2 | 42 | 2400 x 1350 x 38 | 1050 | T5N --DR5496 | 1,431 | 1,873 | 1,946 | 2,358 | 3,803 | 2,759 | 4,725 |



Note: 36" D (900 mm) surfaces cannot accept LB__ or UCB__ bases.

Surface 5. Smooth edge N. Specify matching (N) or contrasting (K, S, W) edge. Grommet/module option: specify no module (N) or an accent color (K, S, W) after the edge color and specify the type of grommet/module at the end of the product code.


| | | | | | | | | | | | | |
|---|-----------------|----|------------------|------|-------------|-------|-------|-------|-------|-------|-------|-------|
| Boat surfaces | | | | | | | | | | | | |
| <i>Laminate surface 1 1/2" (38 mm) thick, 1 section. Channel for cable management included with option of grommet(s), electrical module(s) or table center.</i> | | | | | | | | | | | | |
| Must be ordered separately: 2 leg kits or 2 bases. | | | | | | | | | | | | |
| 6 | 72 x 36 x 1 1/2 | 30 | 1800 x 900 x 38 | 750 | T5N --B3672 | 883 | 1,302 | — | 1,781 | — | — | — |
| 8 | 84 x 36 x 1 1/2 | 30 | 2100 x 900 x 38 | 750 | T5N --B3684 | 972 | 1,415 | 1,487 | 1,900 | 3,339 | — | — |
| 8 | 96 x 36 x 1 1/2 | 30 | 2400 x 900 x 38 | 750 | T5N --B3696 | 1,073 | 1,517 | 1,590 | 2,002 | 3,444 | — | — |
| 6 | 72 x 42 x 1 1/2 | 36 | 1800 x 1050 x 38 | 900 | T5N --B4272 | 1,015 | 1,433 | — | 1,913 | — | 2,312 | — |
| 8 | 84 x 42 x 1 1/2 | 36 | 2100 x 1050 x 38 | 900 | T5N --B4284 | 1,169 | 1,612 | 1,684 | 2,097 | 3,534 | 2,497 | — |
| 8 | 96 x 42 x 1 1/2 | 36 | 2400 x 1050 x 38 | 900 | T5N --B4296 | 1,317 | 1,760 | 1,833 | 2,245 | 3,688 | 2,646 | 4,610 |
| 6 | 72 x 48 x 1 1/2 | 36 | 1800 x 1200 x 38 | 900 | T5N --B4872 | 1,032 | 1,450 | — | 1,929 | — | 2,329 | — |
| 8 | 84 x 48 x 1 1/2 | 36 | 2100 x 1200 x 38 | 900 | T5N --B4884 | 1,185 | 1,627 | 1,701 | 2,112 | 3,550 | 2,514 | — |
| 8 | 96 x 48 x 1 1/2 | 36 | 2400 x 1200 x 38 | 900 | T5N --B4896 | 1,331 | 1,773 | 1,846 | 2,258 | 3,702 | 2,659 | 4,623 |
| 6 | 72 x 54 x 1 1/2 | 42 | 1800 x 1350 x 38 | 1050 | T5N --B5472 | 1,163 | 1,581 | — | 2,060 | — | 2,461 | — |
| 8 | 84 x 54 x 1 1/2 | 42 | 2100 x 1350 x 38 | 1050 | T5N --B5484 | 1,293 | 1,736 | 1,808 | 2,221 | 3,658 | 2,620 | — |
| 8 | 96 x 54 x 1 1/2 | 42 | 2400 x 1350 x 38 | 1050 | T5N --B5496 | 1,431 | 1,873 | 1,946 | 2,358 | 3,803 | 2,759 | 4,725 |



Note: 36" D (900 mm) surfaces cannot accept LB__ or UCB__ bases.

Surface 5. Smooth edge N. Specify matching (N) or contrasting (K, S, W) edge. Grommet/module option: specify no module (N) or an accent color (K, S, W) after the edge color and specify the type of grommet/module at the end of the product code.

| | | | | | | | | | | | | |
|---|-----------------|--|------------------|--|--------------|-------|-------|-------|-------|-------|-------|-------|
| Racetrack surfaces | | | | | | | | | | | | |
| <i>Laminate surface 1 1/2" (38 mm) thick, 1 section. Channel for cable management included with option of grommet(s), electrical module(s) or table center.</i> | | | | | | | | | | | | |
| Must be ordered separately: 2 leg kits or 2 bases. | | | | | | | | | | | | |
| 8 | 72 x 36 x 1 1/2 | | 1800 x 900 x 38 | | T5N --RT3672 | 926 | 1,344 | — | 1,824 | — | — | — |
| 10 | 84 x 36 x 1 1/2 | | 2100 x 900 x 38 | | T5N --RT3684 | 1,015 | 1,458 | 1,530 | 1,943 | 3,379 | — | — |
| 10 | 96 x 36 x 1 1/2 | | 2400 x 900 x 38 | | T5N --RT3696 | 1,090 | 1,532 | 1,606 | 2,017 | 3,462 | — | — |
| 8 | 72 x 42 x 1 1/2 | | 1800 x 1050 x 38 | | T5N --RT4272 | 1,010 | 1,428 | — | 1,907 | — | 2,307 | — |
| 10 | 84 x 42 x 1 1/2 | | 2100 x 1050 x 38 | | T5N --RT4284 | 1,146 | 1,590 | 1,662 | 2,075 | 3,511 | 2,474 | — |
| 10 | 96 x 42 x 1 1/2 | | 2400 x 1050 x 38 | | T5N --RT4296 | 1,272 | 1,715 | 1,788 | 2,200 | 3,643 | 2,600 | 4,565 |
| 8 | 72 x 48 x 1 1/2 | | 1800 x 1200 x 38 | | T5N --RT4872 | 1,146 | 1,565 | — | 2,043 | — | 2,444 | — |
| 10 | 84 x 48 x 1 1/2 | | 2100 x 1200 x 38 | | T5N --RT4884 | 1,272 | 1,715 | 1,788 | 2,200 | 3,637 | 2,600 | — |
| 10 | 96 x 48 x 1 1/2 | | 2400 x 1200 x 38 | | T5N --RT4896 | 1,412 | 1,856 | 1,929 | 2,341 | 3,784 | 2,741 | 4,706 |
| 8 | 72 x 54 x 1 1/2 | | 1800 x 1350 x 38 | | T5N --RT5472 | 1,243 | 1,662 | — | 2,141 | — | 2,541 | — |
| 10 | 84 x 54 x 1 1/2 | | 2100 x 1350 x 38 | | T5N --RT5484 | 1,377 | 1,819 | 1,892 | 2,305 | 3,741 | 2,705 | — |
| 10 | 96 x 54 x 1 1/2 | | 2400 x 1350 x 38 | | T5N --RT5496 | 1,514 | 1,957 | 2,030 | 2,442 | 3,884 | 2,841 | 4,806 |



Note: 36" D (900 mm) surfaces cannot accept LB__ or UCB__ bases.

Surface 5. Smooth edge N. Specify matching (N) or contrasting (K, S, W) edge. Grommet/module option: specify no module (N) or an accent color (K, S, W) after the edge color and specify the type of grommet/module at the end of the product code.

| | | | | | | | | | | | | |
|---|-----------------|--|------------------|--|-------------|-------|-------|-------|-------|-------|-------|-------|
| Oval surfaces | | | | | | | | | | | | |
| <i>Laminate surface 1 1/2" (38 mm) thick, 1 section. Channel for cable management included with option of grommet(s), electrical module(s) or table center.</i> | | | | | | | | | | | | |
| Must be ordered separately: 2 leg kits or 2 bases. | | | | | | | | | | | | |
| 6 | 72 x 42 x 1 1/2 | | 1800 x 1050 x 38 | | T5N --O4272 | 926 | 1,344 | — | 1,824 | — | 2,224 | — |
| 8 | 84 x 42 x 1 1/2 | | 2100 x 1050 x 38 | | T5N --O4284 | 1,015 | 1,458 | 1,530 | 1,943 | 3,379 | 2,343 | — |
| 10 | 96 x 42 x 1 1/2 | | 2400 x 1050 x 38 | | T5N --O4296 | 1,090 | 1,532 | 1,606 | 2,017 | 3,462 | 2,419 | 4,384 |
| 6 | 72 x 48 x 1 1/2 | | 1800 x 1200 x 38 | | T5N --O4872 | 1,010 | 1,428 | — | 1,907 | — | 2,307 | — |
| 8 | 84 x 48 x 1 1/2 | | 2100 x 1200 x 38 | | T5N --O4884 | 1,146 | 1,590 | 1,662 | 2,075 | 3,511 | 2,474 | — |
| 10 | 96 x 48 x 1 1/2 | | 2400 x 1200 x 38 | | T5N --O4896 | 1,272 | 1,715 | 1,788 | 2,200 | 3,643 | 2,600 | 4,565 |
| 8 | 72 x 54 x 1 1/2 | | 1800 x 1350 x 38 | | T5N --O5472 | 1,146 | 1,565 | — | 2,043 | — | 2,444 | — |
| 10 | 84 x 54 x 1 1/2 | | 2100 x 1350 x 38 | | T5N --O5484 | 1,272 | 1,715 | 1,788 | 2,200 | 3,637 | 2,600 | — |
| 12 | 96 x 54 x 1 1/2 | | 2400 x 1350 x 38 | | T5N --O5496 | 1,412 | 1,856 | 1,929 | 2,341 | 3,784 | 2,741 | 4,706 |



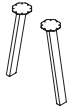
Surface 5. Smooth edge N. Specify matching (N) or contrasting (K, S, W) edge. Grommet/module option: specify no module (N) or an accent color (K, S, W) after the edge color and specify the type of grommet/module at the end of the product code.

QUORUM MULTICONFERENCE

W x D x H (in) W x D x H (mm) Code (\$)

LEGS, BASES AND ACCESSORIES FOR 1-SECTION SURFACES – 72" TO 96" W

Metal angled legs



Without cable management

Kit of 2 steel legs. **WM** at the end of the code indicates that one leg will have a cavity for cable management.

Without cable management

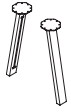
| | | | |
|-------------|---------------|--------------|-----|
| 1½ x 3 x 28 | 38 x 76 x 711 | TNNN_-ATL228 | 455 |
|-------------|---------------|--------------|-----|

Specify leg color (K, S, W).

With cable management

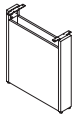
| | | | |
|-------------|---------------|----------------|-----|
| 1½ x 3 x 28 | 38 x 76 x 711 | TNNN_-ATL228WM | 485 |
|-------------|---------------|----------------|-----|

Specify leg color (K, S, W).



With cable management

Thermofused laminate bases



Without cable access

Base accommodates cables that plug into a floor outlet. **WM** at the end of the code indicates a base with 110° hinges and a storage compartment with lock.

For 42" D (1050 mm) surfaces, without cable access

| | | | |
|--------------|-----------------|--------------|-----|
| 20 x 4¾ x 28 | 518 x 120 x 711 | TNNNN-LB0520 | 601 |
|--------------|-----------------|--------------|-----|

| | | | |
|-------------|-----------------|--------------|-----|
| 20 x 9 x 28 | 518 x 225 x 711 | TNNNN-LB0920 | 663 |
|-------------|-----------------|--------------|-----|

For 42" D (1050 mm) surfaces, with cable access

| | | | |
|--------------|-----------------|----------------|-----|
| 20 x 4¾ x 28 | 518 x 120 x 711 | TNNNN-LB0520WM | 722 |
|--------------|-----------------|----------------|-----|

| | | | |
|-------------|-----------------|----------------|-----|
| 20 x 9 x 28 | 518 x 225 x 711 | TNNNN-LB0920WM | 833 |
|-------------|-----------------|----------------|-----|

For 48" and 54" D (1200 and 1350 mm) surfaces, without cable access

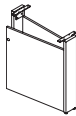
| | | | |
|--------------|-----------------|--------------|-----|
| 24 x 4¾ x 28 | 618 x 120 x 711 | TNNNN-LB0524 | 630 |
|--------------|-----------------|--------------|-----|

| | | | |
|-------------|-----------------|--------------|-----|
| 24 x 9 x 28 | 618 x 225 x 711 | TNNNN-LB0924 | 695 |
|-------------|-----------------|--------------|-----|

For 48" and 54" D (1200 and 1350 mm) surfaces, with cable access

| | | | |
|--------------|-----------------|----------------|-----|
| 24 x 4¾ x 28 | 618 x 120 x 711 | TNNNN-LB0524WM | 752 |
|--------------|-----------------|----------------|-----|

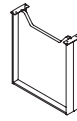
| | | | |
|-------------|-----------------|----------------|-----|
| 24 x 9 x 28 | 618 x 225 x 711 | TNNNN-LB0924WM | 883 |
|-------------|-----------------|----------------|-----|



With cable access

Note: 36" D (900 mm) surfaces and the RT5484 and RT5496 cannot accept LB__ bases.

U-shape combined bases



Note: 36" D (900 mm) surfaces and the RT5484 and RT5496 cannot accept UCB__ bases.

W x D x H (in) W x D x H (mm) Code (\$)

Laminate base with aluminum contours.

For 42" D (1050 mm) surfaces

| | | | |
|-------------|-----------------|-------------|-----|
| 20 x 6 x 28 | 530 x 150 x 711 | TNNN_-UCB20 | 644 |
|-------------|-----------------|-------------|-----|

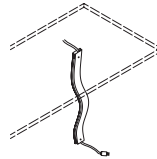
Specify accent color (K, S, W).

For 48" and 54" D (1200 and 1350 mm) surfaces

| | | | |
|-------------|-----------------|-------------|-----|
| 24 x 6 x 28 | 630 x 150 x 711 | TNNN_-UCB24 | 663 |
|-------------|-----------------|-------------|-----|

Specify accent color (K, S, W).

Fabric vertical wire cover



Allows vertical cable management. Diameter of 2½" (63 mm). With zipper. All United Chair® standard fabrics are applicable.

Gr1 Gr2 Gr3 Gr4 Gr5 Gr6 Gr8

| | | | |
|--------------|----------------|-------|----------------------------|
| 2½ x 2½ x 52 | 63 x 63 x 1320 | DVW48 | 97 102 112 118 130 143 156 |
|--------------|----------------|-------|----------------------------|

Specify the fabric code at the end of the product code.

Cable management fasteners



Install beneath work surfaces. Make it possible to pinch cables beneath the work surface for cable management. Grey. Pack of 5.

| | | | |
|-------------|---------------|-----------|-----|
| 5½ x 1½ x 1 | 140 x 40 x 25 | LGC-WMC05 | 112 |
|-------------|---------------|-----------|-----|

Approx. no. of seats

W x D x H (in) W x D x H (mm) Code

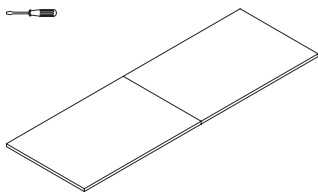
(\$)

With options:

GC G2 G3 PC P2 P3 CPC CPP2 (\$)

2-SECTION SURFACES – 108" TO 192" W

Rectangular surfaces



Laminate surface 1½" (38 mm) thick, 2 sections. Channel for cable management included with option of grommet(s), electrical module(s) or table center.

Must be ordered separately: 3 leg kits or 3 bases.

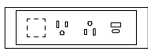
| | | | | | | | | | | | | |
|----|---------------|------------------|--------------|-------|-------|-------|-------|-------|-------|-------|-------|-------|
| 10 | 108 x 48 x 1½ | 2700 x 1200 x 38 | T5N_-RC48108 | 1,544 | 2,011 | 2,083 | 2,156 | 2,532 | 3,884 | 4,497 | 2,933 | 4,860 |
| 10 | 120 x 48 x 1½ | 3000 x 1200 x 38 | T5N_-RC48120 | 1,682 | 2,149 | 2,222 | 2,295 | 2,671 | 4,028 | 4,635 | 3,071 | 5,036 |
| 12 | 132 x 48 x 1½ | 3300 x 1200 x 38 | T5N_-RC48132 | 1,822 | 2,336 | 2,409 | 2,482 | 2,864 | 4,223 | 4,835 | 3,210 | 5,188 |
| 12 | 144 x 48 x 1½ | 3600 x 1200 x 38 | T5N_-RC48144 | 1,960 | 2,475 | 2,548 | 2,620 | 3,028 | 4,483 | 4,986 | 4,234 | 5,386 |
| 14 | 156 x 48 x 1½ | 3900 x 1200 x 38 | T5N_-RC48156 | 2,091 | 2,606 | 2,679 | 2,751 | 3,964 | 4,656 | 5,123 | 4,370 | 5,523 |
| 14 | 168 x 48 x 1½ | 4200 x 1200 x 38 | T5N_-RC48168 | 2,232 | 2,795 | 2,868 | 2,940 | 4,160 | 4,851 | 5,336 | 4,560 | 5,737 |
| 16 | 180 x 48 x 1½ | 4500 x 1200 x 38 | T5N_-RC48180 | 2,362 | 2,927 | 3,000 | 3,072 | 4,291 | 4,989 | 5,474 | 4,690 | 5,873 |
| 16 | 192 x 48 x 1½ | 4800 x 1200 x 38 | T5N_-RC48192 | 2,499 | 3,064 | 3,136 | 3,209 | 4,429 | 5,144 | 5,610 | 4,828 | 6,010 |
| 12 | 108 x 54 x 1½ | 2700 x 1350 x 38 | T5N_-RC54108 | 1,716 | 2,184 | 2,256 | 2,329 | 2,705 | 4,057 | 4,670 | 3,104 | 5,034 |
| 12 | 120 x 54 x 1½ | 3000 x 1350 x 38 | T5N_-RC54120 | 1,857 | 2,324 | 2,397 | 2,470 | 2,845 | 4,203 | 4,809 | 3,246 | 5,211 |
| 14 | 132 x 54 x 1½ | 3300 x 1350 x 38 | T5N_-RC54132 | 1,994 | 2,511 | 2,584 | 2,657 | 3,038 | 4,396 | 5,009 | 3,385 | 5,360 |
| 14 | 144 x 54 x 1½ | 3600 x 1350 x 38 | T5N_-RC54144 | 2,126 | 2,641 | 2,715 | 2,787 | 3,994 | 4,649 | 5,151 | 4,399 | 5,552 |
| 16 | 156 x 54 x 1½ | 3900 x 1350 x 38 | T5N_-RC54156 | 2,265 | 2,781 | 2,855 | 2,927 | 4,139 | 4,830 | 5,297 | 4,545 | 5,698 |
| 16 | 168 x 54 x 1½ | 4200 x 1350 x 38 | T5N_-RC54168 | 2,398 | 2,961 | 3,034 | 3,108 | 4,325 | 5,017 | 5,502 | 4,727 | 5,903 |
| 18 | 180 x 54 x 1½ | 4500 x 1350 x 38 | T5N_-RC54180 | 2,528 | 3,093 | 3,166 | 3,238 | 4,457 | 5,155 | 5,640 | 4,857 | 6,039 |
| 18 | 192 x 54 x 1½ | 4800 x 1350 x 38 | T5N_-RC54192 | 2,675 | 3,240 | 3,312 | 3,386 | 4,604 | 5,319 | 5,787 | 5,004 | 6,186 |

Surface 5. Smooth edge N. Specify matching (N) or contrasting (K, S, W) edge. Grommet/module option: specify no module (N) or an accent color (K, S, W) after the edge color and specify the type of grommet/module at the end of the product code.

TECHNOLOGY INTEGRATION



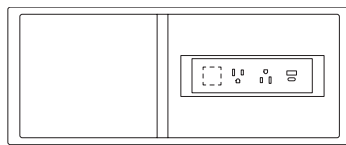
GC, G2, G3
Grommet(s)



PC, P2, P3
Electrical/communication module(s)



Can accept a connector
(LGC-RJ45K, LGC-HDMI_, LGC-USBCK, etc.)



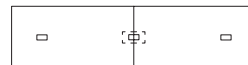
CPC, CPP2
Table center with electrical/communication module(s)

POSITIONING



GC, PC, CPC

G2, P2



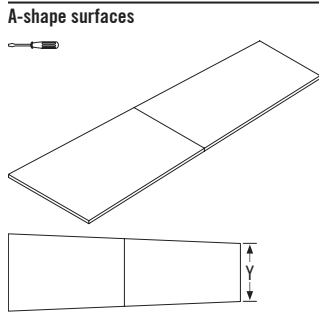
G3, P3, CPP2

ASSEMBLY REQUIRED

QUICKSHIP PROGRAM

| Approx. no. of seats | W x D x H (in) | Y (in) | W x D x H (mm) | Y (mm) | Code | (\$) | With options: | | | | | | | | | | |
|--------------------------------------|----------------|--------|------------------|--------|--------------|-------|---------------|---------|---------|---------|---------|---------|----------|-----------|--|--|--|
| | | | | | | | GC (\$) | G2 (\$) | G3 (\$) | PC (\$) | P2 (\$) | P3 (\$) | CPC (\$) | CPP2 (\$) | | | |
| Rectangular surfaces (cont'd) | | | | | | | | | | | | | | | | | |
| 10 | 108 x 48 x 1½ | | 2700 x 1200 x 38 | | T5K__RC48108 | 1,931 | 2,397 | 2,470 | 2,542 | 2,917 | 4,270 | 4,882 | 3,319 | 5,246 | | | |
| 10 | 120 x 48 x 1½ | | 3000 x 1200 x 38 | | T5K__RC48120 | 2,104 | 2,571 | 2,643 | 2,717 | 3,093 | 4,452 | 5,058 | 3,493 | 5,457 | | | |
| 12 | 132 x 48 x 1½ | | 3300 x 1200 x 38 | | T5K__RC48132 | 2,278 | 2,793 | 2,866 | 2,938 | 3,321 | 4,679 | 5,291 | 3,666 | 5,643 | | | |
| 12 | 144 x 48 x 1½ | | 3600 x 1200 x 38 | | T5K__RC48144 | 2,451 | 2,966 | 3,039 | 3,112 | 3,491 | 4,973 | 5,477 | 4,726 | 5,876 | | | |
| 14 | 156 x 48 x 1½ | | 3900 x 1200 x 38 | | T5K__RC48156 | 2,615 | 3,131 | 3,203 | 3,276 | 4,488 | 5,180 | 5,646 | 4,895 | 6,047 | | | |
| 14 | 168 x 48 x 1½ | | 4200 x 1200 x 38 | | T5K__RC48168 | 2,787 | 3,351 | 3,423 | 3,496 | 4,715 | 5,407 | 5,892 | 5,115 | 6,291 | | | |
| 16 | 180 x 48 x 1½ | | 4500 x 1200 x 38 | | T5K__RC48180 | 2,954 | 3,517 | 3,589 | 3,663 | 4,881 | 5,579 | 6,064 | 5,282 | 6,465 | | | |
| 16 | 192 x 48 x 1½ | | 4800 x 1200 x 38 | | T5K__RC48192 | 3,124 | 3,688 | 3,761 | 3,834 | 5,052 | 5,768 | 6,235 | 5,453 | 6,635 | | | |
| 12 | 108 x 54 x 1½ | | 2700 x 1350 x 38 | | T5K__RC54108 | 2,145 | 2,613 | 2,685 | 2,758 | 3,134 | 4,486 | 5,099 | 3,534 | 5,462 | | | |
| 12 | 120 x 54 x 1½ | | 3000 x 1350 x 38 | | T5K__RC54120 | 2,322 | 2,789 | 2,861 | 2,934 | 3,309 | 4,667 | 5,273 | 3,710 | 5,675 | | | |
| 14 | 132 x 54 x 1½ | | 3300 x 1350 x 38 | | T5K__RC54132 | 2,495 | 3,010 | 3,082 | 3,156 | 3,538 | 4,896 | 5,508 | 3,883 | 5,861 | | | |
| 14 | 144 x 54 x 1½ | | 3600 x 1350 x 38 | | T5K__RC54144 | 2,658 | 3,172 | 3,246 | 3,319 | 4,525 | 5,180 | 5,683 | 4,930 | 6,083 | | | |
| 16 | 156 x 54 x 1½ | | 3900 x 1350 x 38 | | T5K__RC54156 | 2,833 | 3,347 | 3,420 | 3,493 | 4,706 | 5,398 | 5,864 | 5,112 | 6,263 | | | |
| 16 | 168 x 54 x 1½ | | 4200 x 1350 x 38 | | T5K__RC54168 | 2,999 | 3,562 | 3,634 | 3,708 | 4,926 | 5,618 | 6,103 | 5,327 | 6,503 | | | |
| 18 | 180 x 54 x 1½ | | 4500 x 1350 x 38 | | T5K__RC54180 | 3,161 | 3,726 | 3,798 | 3,872 | 5,090 | 5,788 | 6,273 | 5,490 | 6,673 | | | |
| 18 | 192 x 54 x 1½ | | 4800 x 1350 x 38 | | T5K__RC54192 | 3,344 | 3,907 | 3,980 | 4,052 | 5,271 | 5,987 | 6,454 | 5,673 | 6,855 | | | |

Surface 5. Knife edge K. Specify matching (N) or contrasting (K, S, W) edge. Grommet/module option: specify no module (N) or an accent color (K, S, W) after the edge color and specify the type of grommet/module at the end of the product code.



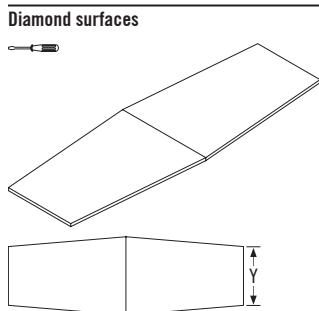
Laminate surface 1½" (38 mm) thick, 2 sections. Channel for cable management included with option of grommet(s), electrical module(s) or table center. Must be ordered separately: 3 leg kits or 3 bases.

| | | | | | | | | | | | | | | | | | |
|----|---------------|----|------------------|------|-------------|-------|-------|-------|-------|-------|-------|-------|-------|-------|--|--|--|
| 10 | 108 x 48 x 1½ | 36 | 2700 x 1200 x 38 | 900 | T5N__A48108 | 1,708 | 2,176 | 2,248 | 2,322 | 2,697 | 4,049 | 4,662 | 3,098 | 5,026 | | | |
| 10 | 120 x 48 x 1½ | 36 | 3000 x 1200 x 38 | 900 | T5N__A48120 | 1,849 | 2,317 | 2,389 | 2,463 | 2,838 | 4,197 | 4,803 | 3,238 | 5,203 | | | |
| 10 | 132 x 48 x 1½ | 36 | 3300 x 1200 x 38 | 900 | T5N__A48132 | 1,988 | 2,503 | 2,576 | 2,649 | 3,031 | 4,389 | 5,002 | 3,376 | 5,354 | | | |
| 12 | 144 x 48 x 1½ | 36 | 3600 x 1200 x 38 | 900 | T5N__A48144 | 2,112 | 2,628 | 2,701 | 2,773 | 3,980 | 4,635 | 5,138 | 4,387 | 5,539 | | | |
| 12 | 156 x 48 x 1½ | 36 | 3900 x 1200 x 38 | 900 | T5N__A48156 | 2,251 | 2,767 | 2,839 | 2,912 | 4,125 | 4,817 | 5,283 | 4,531 | 5,683 | | | |
| 14 | 168 x 48 x 1½ | 36 | 4200 x 1200 x 38 | 900 | T5N__A48168 | 2,391 | 2,955 | 3,027 | 3,100 | 4,319 | 5,011 | 5,496 | 4,719 | 5,895 | | | |
| 14 | 180 x 48 x 1½ | 36 | 4500 x 1200 x 38 | 900 | T5N__A48180 | 2,522 | 3,087 | 3,159 | 3,232 | 4,452 | 5,148 | 5,633 | 4,851 | 6,034 | | | |
| 16 | 192 x 48 x 1½ | 36 | 4800 x 1200 x 38 | 900 | T5N__A48192 | 2,670 | 3,233 | 3,306 | 3,378 | 4,598 | 5,313 | 5,779 | 4,997 | 6,181 | | | |
| 12 | 108 x 54 x 1½ | 42 | 2700 x 1350 x 38 | 1050 | T5N__A54108 | 1,849 | 2,317 | 2,389 | 2,463 | 2,838 | 4,190 | 4,803 | 3,238 | 5,167 | | | |
| 12 | 120 x 54 x 1½ | 42 | 3000 x 1350 x 38 | 1050 | T5N__A54120 | 2,005 | 2,472 | 2,544 | 2,617 | 2,993 | 4,351 | 4,958 | 3,394 | 5,358 | | | |
| 12 | 132 x 54 x 1½ | 42 | 3300 x 1350 x 38 | 1050 | T5N__A54132 | 2,156 | 2,672 | 2,745 | 2,817 | 3,200 | 4,557 | 5,170 | 3,544 | 5,522 | | | |
| 14 | 144 x 54 x 1½ | 42 | 3600 x 1350 x 38 | 1050 | T5N__A54144 | 2,303 | 2,818 | 2,891 | 2,963 | 4,171 | 4,826 | 5,330 | 4,577 | 5,729 | | | |
| 14 | 156 x 54 x 1½ | 42 | 3900 x 1350 x 38 | 1050 | T5N__A54156 | 2,455 | 2,972 | 3,045 | 3,117 | 4,330 | 5,020 | 5,488 | 4,736 | 5,888 | | | |
| 16 | 168 x 54 x 1½ | 42 | 4200 x 1350 x 38 | 1050 | T5N__A54168 | 2,617 | 3,181 | 3,254 | 3,326 | 4,545 | 5,237 | 5,722 | 4,946 | 6,122 | | | |
| 16 | 180 x 54 x 1½ | 42 | 4500 x 1350 x 38 | 1050 | T5N__A54180 | 2,770 | 3,333 | 3,406 | 3,479 | 4,698 | 5,396 | 5,881 | 5,099 | 6,281 | | | |
| 18 | 192 x 54 x 1½ | 42 | 4800 x 1350 x 38 | 1050 | T5N__A54192 | 2,927 | 3,490 | 3,563 | 3,636 | 4,854 | 5,570 | 6,037 | 5,256 | 6,437 | | | |

Surface 5. Smooth edge N. Specify matching (N) or contrasting (K, S, W) edge. Grommet/module option: specify no module (N) or an accent color (K, S, W) after the edge color and specify the type of grommet/module at the end of the product code.

| | | | | | | | | | | | | | | | | | |
|----|---------------|----|------------------|------|-------------|-------|-------|-------|-------|-------|-------|-------|-------|-------|--|--|--|
| 10 | 108 x 48 x 1½ | 36 | 2700 x 1200 x 38 | 900 | T5K__A48108 | 2,137 | 2,604 | 2,676 | 2,749 | 3,125 | 4,478 | 5,090 | 3,526 | 5,454 | | | |
| 10 | 120 x 48 x 1½ | 36 | 3000 x 1200 x 38 | 900 | T5K__A48120 | 2,310 | 2,778 | 2,850 | 2,924 | 3,299 | 4,657 | 5,264 | 3,699 | 5,664 | | | |
| 10 | 132 x 48 x 1½ | 36 | 3300 x 1200 x 38 | 900 | T5K__A48132 | 2,485 | 3,001 | 3,073 | 3,146 | 3,528 | 4,886 | 5,499 | 3,874 | 5,850 | | | |
| 12 | 144 x 48 x 1½ | 36 | 3600 x 1200 x 38 | 900 | T5K__A48144 | 2,641 | 3,157 | 3,230 | 3,302 | 4,509 | 5,165 | 5,667 | 4,916 | 6,068 | | | |
| 12 | 156 x 48 x 1½ | 36 | 3900 x 1200 x 38 | 900 | T5K__A48156 | 2,814 | 3,329 | 3,401 | 3,474 | 4,687 | 5,379 | 5,845 | 5,094 | 6,246 | | | |
| 14 | 168 x 48 x 1½ | 36 | 4200 x 1200 x 38 | 900 | T5K__A48168 | 2,988 | 3,552 | 3,625 | 3,697 | 4,917 | 5,608 | 6,093 | 5,316 | 6,493 | | | |
| 14 | 180 x 48 x 1½ | 36 | 4500 x 1200 x 38 | 900 | T5K__A48180 | 3,155 | 3,718 | 3,791 | 3,863 | 5,083 | 5,779 | 6,265 | 5,482 | 6,666 | | | |
| 16 | 192 x 48 x 1½ | 36 | 4800 x 1200 x 38 | 900 | T5K__A48192 | 3,336 | 3,901 | 3,973 | 4,046 | 5,265 | 5,981 | 6,447 | 5,665 | 6,846 | | | |
| 12 | 108 x 54 x 1½ | 42 | 2700 x 1350 x 38 | 1050 | T5K__A54108 | 2,310 | 2,778 | 2,850 | 2,924 | 3,299 | 4,651 | 5,264 | 3,699 | 5,628 | | | |
| 12 | 120 x 54 x 1½ | 42 | 3000 x 1350 x 38 | 1050 | T5K__A54120 | 2,505 | 2,973 | 3,046 | 3,119 | 3,494 | 4,852 | 5,458 | 3,895 | 5,860 | | | |
| 12 | 132 x 54 x 1½ | 42 | 3300 x 1350 x 38 | 1050 | T5K__A54132 | 2,695 | 3,210 | 3,282 | 3,355 | 3,738 | 5,096 | 5,708 | 4,083 | 6,060 | | | |
| 14 | 144 x 54 x 1½ | 42 | 3600 x 1350 x 38 | 1050 | T5K__A54144 | 2,879 | 3,394 | 3,466 | 3,539 | 4,745 | 5,401 | 5,904 | 5,151 | 6,304 | | | |
| 14 | 156 x 54 x 1½ | 42 | 3900 x 1350 x 38 | 1050 | T5K__A54156 | 3,070 | 3,585 | 3,658 | 3,731 | 4,943 | 5,634 | 6,102 | 5,350 | 6,501 | | | |
| 16 | 168 x 54 x 1½ | 42 | 4200 x 1350 x 38 | 1050 | T5K__A54168 | 3,274 | 3,837 | 3,909 | 3,982 | 5,201 | 5,893 | 6,378 | 5,602 | 6,777 | | | |
| 16 | 180 x 54 x 1½ | 42 | 4500 x 1350 x 38 | 1050 | T5K__A54180 | 3,463 | 4,026 | 4,099 | 4,172 | 5,390 | 6,089 | 6,574 | 5,792 | 6,974 | | | |
| 18 | 192 x 54 x 1½ | 42 | 4800 x 1350 x 38 | 1050 | T5K__A54192 | 3,656 | 4,221 | 4,293 | 4,366 | 5,585 | 6,301 | 6,767 | 5,985 | 7,168 | | | |

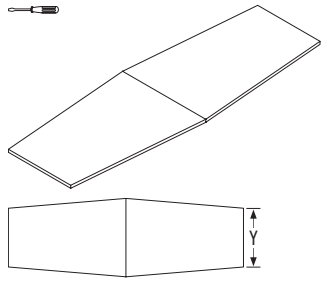
Surface 5. Knife edge K. Specify matching (N) or contrasting (K, S, W) edge. Grommet/module option: specify no module (N) or an accent color (K, S, W) after the edge color and specify the type of grommet/module at the end of the product code.



Laminate surface 1½" (38 mm) thick, 2 sections. Channel for cable management included with option of grommet(s), electrical module(s) or table center. Must be ordered separately: 3 leg kits or 3 bases.

| | | | | | | | | | | | | | | | | | |
|----|---------------|----|------------------|------|-------------|-------|-------|-------|-------|-------|-------|-------|-------|-------|--|--|--|
| 10 | 108 x 48 x 1½ | 36 | 2700 x 1200 x 38 | 900 | T5N__D48108 | 1,708 | 2,176 | 2,248 | 2,322 | 2,697 | 4,049 | 4,662 | 3,098 | 5,026 | | | |
| 10 | 120 x 48 x 1½ | 36 | 3000 x 1200 x 38 | 900 | T5N__D48120 | 1,849 | 2,317 | 2,389 | 2,463 | 2,838 | 4,197 | 4,803 | 3,238 | 5,203 | | | |
| 10 | 132 x 48 x 1½ | 36 | 3300 x 1200 x 38 | 900 | T5N__D48132 | 1,988 | 2,503 | 2,576 | 2,649 | 3,031 | 4,389 | 5,002 | 3,376 | 5,354 | | | |
| 12 | 144 x 48 x 1½ | 36 | 3600 x 1200 x 38 | 900 | T5N__D48144 | 2,112 | 2,628 | 2,701 | 2,773 | 3,980 | 4,635 | 5,138 | 4,387 | 5,539 | | | |
| 12 | 156 x 48 x 1½ | 36 | 3900 x 1200 x 38 | 900 | T5N__D48156 | 2,251 | 2,767 | 2,839 | 2,912 | 4,125 | 4,817 | 5,283 | 4,531 | 5,683 | | | |
| 14 | 168 x 48 x 1½ | 36 | 4200 x 1200 x 38 | 900 | T5N__D48168 | 2,391 | 2,955 | 3,027 | 3,100 | 4,319 | 5,011 | 5,496 | 4,719 | 5,895 | | | |
| 14 | 180 x 48 x 1½ | 36 | 4500 x 1200 x 38 | 900 | T5N__D48180 | 2,522 | 3,087 | 3,159 | 3,232 | 4,452 | 5,148 | 5,633 | 4,851 | 6,034 | | | |
| 16 | 192 x 48 x 1½ | 36 | 4800 x 1200 x 38 | 900 | T5N__D48192 | 2,670 | 3,233 | 3,306 | 3,378 | 4,598 | 5,313 | 5,779 | 4,997 | 6,181 | | | |
| 12 | 108 x 54 x 1½ | 42 | 2700 x 1350 x 38 | 1050 | T5N__D54108 | 1,849 | 2,317 | 2,389 | 2,463 | 2,838 | 4,190 | 4,803 | 3,238 | 5,167 | | | |
| 12 | 120 x 54 x 1½ | 42 | 3000 x 1350 x 38 | 1050 | T5N__D54120 | 2,005 | 2,472 | 2,544 | 2,617 | 2,993 | 4,351 | 4,958 | 3,394 | 5,358 | | | |

| Approx. no. of seats | W x D x H (in) | Y (in) | W x D x H (mm) | Y (mm) | Code | (\$) | With options: | | | | | | | | | |
|----------------------------------|------------------|--------|------------------|--------|-------------|-------|---------------|---------|---------|---------|---------|---------|----------|-----------|--|--|
| | | | | | | | GC (\$) | G2 (\$) | G3 (\$) | PC (\$) | P2 (\$) | P3 (\$) | CPC (\$) | CPP2 (\$) | | |
| Diamond surfaces (cont'd) | | | | | | | | | | | | | | | | |
| 12 | 132 x 54 x 1 1/2 | 42 | 3300 x 1350 x 38 | 1050 | T5N_-D54132 | 2,156 | 2,672 | 2,745 | 2,817 | 3,200 | 4,557 | 5,170 | 3,544 | 5,522 | | |
| 14 | 144 x 54 x 1 1/2 | 42 | 3600 x 1350 x 38 | 1050 | T5N_-D54144 | 2,303 | 2,818 | 2,891 | 2,963 | 4,171 | 4,826 | 5,330 | 4,577 | 5,729 | | |
| 14 | 156 x 54 x 1 1/2 | 42 | 3900 x 1350 x 38 | 1050 | T5N_-D54156 | 2,455 | 2,972 | 3,045 | 3,117 | 4,330 | 5,020 | 5,488 | 4,736 | 5,888 | | |
| 16 | 168 x 54 x 1 1/2 | 42 | 4200 x 1350 x 38 | 1050 | T5N_-D54168 | 2,617 | 3,181 | 3,254 | 3,326 | 4,545 | 5,237 | 5,722 | 4,946 | 6,122 | | |
| 16 | 180 x 54 x 1 1/2 | 42 | 4500 x 1350 x 38 | 1050 | T5N_-D54180 | 2,770 | 3,333 | 3,406 | 3,479 | 4,698 | 5,396 | 5,881 | 5,099 | 6,281 | | |
| 18 | 192 x 54 x 1 1/2 | 42 | 4800 x 1350 x 38 | 1050 | T5N_-D54192 | 2,927 | 3,490 | 3,563 | 3,636 | 4,854 | 5,570 | 6,037 | 5,256 | 6,437 | | |

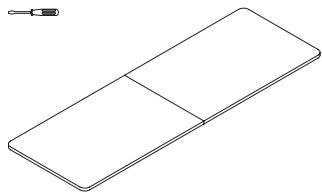


Surface 5. Smooth edge N. Specify matching (N) or contrasting (K, S, W) edge. Grommet/module option: specify no module (N) or an accent color (K, S, W) after the edge color and specify the type of grommet/module at the end of the product code.

| | | | | | | | | | | | | | | |
|----|------------------|----|------------------|------|-------------|-------|-------|-------|-------|-------|-------|-------|-------|-------|
| 10 | 108 x 48 x 1 1/2 | 36 | 2700 x 1200 x 38 | 900 | T5K_-D48108 | 2,137 | 2,604 | 2,676 | 2,749 | 3,125 | 4,478 | 5,090 | 3,526 | 5,454 |
| 10 | 120 x 48 x 1 1/2 | 36 | 3000 x 1200 x 38 | 900 | T5K_-D48120 | 2,310 | 2,778 | 2,850 | 2,924 | 3,299 | 4,657 | 5,264 | 3,699 | 5,664 |
| 10 | 132 x 48 x 1 1/2 | 36 | 3300 x 1200 x 38 | 900 | T5K_-D48132 | 2,485 | 3,001 | 3,073 | 3,146 | 3,528 | 4,886 | 5,499 | 3,874 | 5,850 |
| 12 | 144 x 48 x 1 1/2 | 36 | 3600 x 1200 x 38 | 900 | T5K_-D48144 | 2,641 | 3,157 | 3,230 | 3,302 | 4,509 | 5,165 | 5,667 | 4,916 | 6,068 |
| 12 | 156 x 48 x 1 1/2 | 36 | 3900 x 1200 x 38 | 900 | T5K_-D48156 | 2,814 | 3,329 | 3,401 | 3,474 | 4,687 | 5,379 | 5,845 | 5,094 | 6,246 |
| 14 | 168 x 48 x 1 1/2 | 36 | 4200 x 1200 x 38 | 900 | T5K_-D48168 | 2,988 | 3,552 | 3,625 | 3,697 | 4,917 | 5,608 | 6,093 | 5,316 | 6,493 |
| 14 | 180 x 48 x 1 1/2 | 36 | 4500 x 1200 x 38 | 900 | T5K_-D48180 | 3,155 | 3,718 | 3,791 | 3,863 | 5,083 | 5,779 | 6,265 | 5,482 | 6,666 |
| 16 | 192 x 48 x 1 1/2 | 36 | 4800 x 1200 x 38 | 900 | T5K_-D48192 | 3,336 | 3,901 | 3,973 | 4,046 | 5,265 | 5,981 | 6,447 | 5,665 | 6,846 |
| 12 | 108 x 54 x 1 1/2 | 42 | 2700 x 1350 x 38 | 1050 | T5K_-D54108 | 2,310 | 2,778 | 2,850 | 2,924 | 3,299 | 4,651 | 5,264 | 3,699 | 5,628 |
| 12 | 120 x 54 x 1 1/2 | 42 | 3000 x 1350 x 38 | 1050 | T5K_-D54120 | 2,505 | 2,973 | 3,046 | 3,119 | 3,494 | 4,852 | 5,458 | 3,895 | 5,860 |
| 12 | 132 x 54 x 1 1/2 | 42 | 3300 x 1350 x 38 | 1050 | T5K_-D54132 | 2,695 | 3,210 | 3,282 | 3,355 | 3,738 | 5,096 | 5,708 | 4,083 | 6,060 |
| 14 | 144 x 54 x 1 1/2 | 42 | 3600 x 1350 x 38 | 1050 | T5K_-D54144 | 2,879 | 3,394 | 3,466 | 3,539 | 4,745 | 5,401 | 5,904 | 5,151 | 6,304 |
| 14 | 156 x 54 x 1 1/2 | 42 | 3900 x 1350 x 38 | 1050 | T5K_-D54156 | 3,070 | 3,585 | 3,658 | 3,731 | 4,943 | 5,634 | 6,102 | 5,350 | 6,501 |
| 16 | 168 x 54 x 1 1/2 | 42 | 4200 x 1350 x 38 | 1050 | T5K_-D54168 | 3,274 | 3,837 | 3,909 | 3,982 | 5,201 | 5,893 | 6,378 | 5,602 | 6,777 |
| 16 | 180 x 54 x 1 1/2 | 42 | 4500 x 1350 x 38 | 1050 | T5K_-D54180 | 3,463 | 4,026 | 4,099 | 4,172 | 5,390 | 6,089 | 6,574 | 5,792 | 6,974 |
| 18 | 192 x 54 x 1 1/2 | 42 | 4800 x 1350 x 38 | 1050 | T5K_-D54192 | 3,656 | 4,221 | 4,293 | 4,366 | 5,585 | 6,301 | 6,767 | 5,985 | 7,168 |

Surface 5. Knife edge K. Specify matching (N) or contrasting (K, S, W) edge. Grommet/module option: specify no module (N) or an accent color (K, S, W) after the edge color and specify the type of grommet/module at the end of the product code.

Rectangular surfaces with radius corners

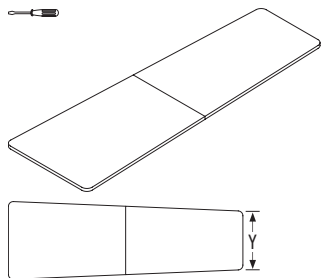


Laminate surface 1 1/2" (38 mm) thick, 2 sections. Channel for cable management included with option of grommet(s), electrical module(s) or table center. Must be ordered separately: 3 leg kits or 3 bases.

| | | | | | | | | | | | | | | |
|----|------------------|----|------------------|------|---------------|-------|-------|-------|-------|-------|-------|-------|-------|-------|
| 10 | 108 x 48 x 1 1/2 | 36 | 2700 x 1200 x 38 | 900 | T5N_-RCR48108 | 1,708 | 2,176 | 2,248 | 2,322 | 2,697 | 4,049 | 4,662 | 3,098 | 5,026 |
| 10 | 120 x 48 x 1 1/2 | 36 | 3000 x 1200 x 38 | 900 | T5N_-RCR48120 | 1,849 | 2,317 | 2,389 | 2,463 | 2,838 | 4,197 | 4,803 | 3,238 | 5,203 |
| 12 | 132 x 48 x 1 1/2 | 36 | 3300 x 1200 x 38 | 900 | T5N_-RCR48132 | 1,988 | 2,503 | 2,576 | 2,649 | 3,031 | 4,389 | 5,002 | 3,376 | 5,354 |
| 12 | 144 x 48 x 1 1/2 | 36 | 3600 x 1200 x 38 | 900 | T5N_-RCR48144 | 2,112 | 2,628 | 2,701 | 2,773 | 3,980 | 4,635 | 5,138 | 4,387 | 5,539 |
| 14 | 156 x 48 x 1 1/2 | 36 | 3900 x 1200 x 38 | 900 | T5N_-RCR48156 | 2,251 | 2,767 | 2,839 | 2,912 | 4,125 | 4,817 | 5,283 | 4,531 | 5,683 |
| 14 | 168 x 48 x 1 1/2 | 36 | 4200 x 1200 x 38 | 900 | T5N_-RCR48168 | 2,391 | 2,955 | 3,027 | 3,100 | 4,319 | 5,011 | 5,496 | 4,719 | 5,895 |
| 16 | 180 x 48 x 1 1/2 | 36 | 4500 x 1200 x 38 | 900 | T5N_-RCR48180 | 2,522 | 3,087 | 3,159 | 3,232 | 4,452 | 5,148 | 5,633 | 4,851 | 6,034 |
| 16 | 192 x 48 x 1 1/2 | 36 | 4800 x 1200 x 38 | 900 | T5N_-RCR48192 | 2,670 | 3,233 | 3,306 | 3,378 | 4,598 | 5,313 | 5,779 | 4,997 | 6,181 |
| 12 | 108 x 54 x 1 1/2 | 42 | 2700 x 1350 x 38 | 1050 | T5N_-RCR54108 | 1,849 | 2,317 | 2,389 | 2,463 | 2,838 | 4,190 | 4,803 | 3,238 | 5,167 |
| 12 | 120 x 54 x 1 1/2 | 42 | 3000 x 1350 x 38 | 1050 | T5N_-RCR54120 | 2,005 | 2,472 | 2,544 | 2,617 | 2,993 | 4,351 | 4,958 | 3,394 | 5,358 |
| 14 | 132 x 54 x 1 1/2 | 42 | 3300 x 1350 x 38 | 1050 | T5N_-RCR54132 | 2,156 | 2,672 | 2,745 | 2,817 | 3,200 | 4,557 | 5,170 | 3,544 | 5,522 |
| 14 | 144 x 54 x 1 1/2 | 42 | 3600 x 1350 x 38 | 1050 | T5N_-RCR54144 | 2,303 | 2,818 | 2,891 | 2,963 | 4,171 | 4,826 | 5,330 | 4,577 | 5,729 |
| 16 | 156 x 54 x 1 1/2 | 42 | 3900 x 1350 x 38 | 1050 | T5N_-RCR54156 | 2,455 | 2,972 | 3,045 | 3,117 | 4,330 | 5,020 | 5,488 | 4,736 | 5,888 |
| 16 | 168 x 54 x 1 1/2 | 42 | 4200 x 1350 x 38 | 1050 | T5N_-RCR54168 | 2,617 | 3,181 | 3,254 | 3,326 | 4,545 | 5,237 | 5,722 | 4,946 | 6,122 |
| 18 | 180 x 54 x 1 1/2 | 42 | 4500 x 1350 x 38 | 1050 | T5N_-RCR54180 | 2,770 | 3,333 | 3,406 | 3,479 | 4,698 | 5,396 | 5,881 | 5,099 | 6,281 |
| 18 | 192 x 54 x 1 1/2 | 42 | 4800 x 1350 x 38 | 1050 | T5N_-RCR54192 | 2,927 | 3,490 | 3,563 | 3,636 | 4,854 | 5,570 | 6,037 | 5,256 | 6,437 |

Surface 5. Smooth edge N. Specify matching (N) or contrasting (K, S, W) edge. Grommet/module option: specify no module (N) or an accent color (K, S, W) after the edge color and specify the type of grommet/module at the end of the product code.

A-shape surfaces with radius corners



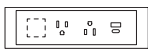
Laminate surface 1 1/2" (38 mm) thick, 2 sections. Channel for cable management included with option of grommet(s), electrical module(s) or table center. Must be ordered separately: 3 leg kits or 3 bases.

| | | | | | | | | | | | | | | |
|----|------------------|----|------------------|------|--------------|-------|-------|-------|-------|-------|-------|-------|-------|-------|
| 10 | 108 x 48 x 1 1/2 | 36 | 2700 x 1200 x 38 | 900 | T5N_-AR48108 | 1,708 | 2,176 | 2,248 | 2,322 | 2,697 | 4,049 | 4,662 | 3,098 | 5,026 |
| 10 | 120 x 48 x 1 1/2 | 36 | 3000 x 1200 x 38 | 900 | T5N_-AR48120 | 1,849 | 2,317 | 2,389 | 2,463 | 2,838 | 4,197 | 4,803 | 3,238 | 5,203 |
| 10 | 132 x 48 x 1 1/2 | 36 | 3300 x 1200 x 38 | 900 | T5N_-AR48132 | 1,988 | 2,503 | 2,576 | 2,649 | 3,031 | 4,389 | 5,002 | 3,376 | 5,354 |
| 12 | 144 x 48 x 1 1/2 | 36 | 3600 x 1200 x 38 | 900 | T5N_-AR48144 | 2,112 | 2,628 | 2,701 | 2,773 | 3,980 | 4,635 | 5,138 | 4,387 | 5,539 |
| 12 | 156 x 48 x 1 1/2 | 36 | 3900 x 1200 x 38 | 900 | T5N_-AR48156 | 2,251 | 2,767 | 2,839 | 2,912 | 4,125 | 4,817 | 5,283 | 4,531 | 5,683 |
| 14 | 168 x 48 x 1 1/2 | 36 | 4200 x 1200 x 38 | 900 | T5N_-AR48168 | 2,391 | 2,955 | 3,027 | 3,100 | 4,319 | 5,011 | 5,496 | 4,719 | 5,895 |
| 14 | 180 x 48 x 1 1/2 | 36 | 4500 x 1200 x 38 | 900 | T5N_-AR48180 | 2,522 | 3,087 | 3,159 | 3,232 | 4,452 | 5,148 | 5,633 | 4,851 | 6,034 |
| 16 | 192 x 48 x 1 1/2 | 36 | 4800 x 1200 x 38 | 900 | T5N_-AR48192 | 2,670 | 3,233 | 3,306 | 3,378 | 4,598 | 5,313 | 5,779 | 4,997 | 6,181 |
| 12 | 108 x 54 x 1 1/2 | 42 | 2700 x 1350 x 38 | 1050 | T5N_-AR54108 | 1,849 | 2,317 | 2,389 | 2,463 | 2,838 | 4,190 | 4,803 | 3,238 | 5,167 |
| 12 | 120 x 54 x 1 1/2 | 42 | 3000 x 1350 x 38 | 1050 | T5N_-AR54120 | 2,005 | 2,472 | 2,544 | 2,617 | 2,993 | 4,351 | 4,958 | 3,394 | 5,358 |

TECHNOLOGY INTEGRATION



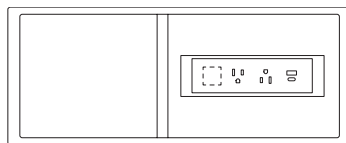
GC, G2, G3
Grommet(s)



PC, P2, P3
Electrical/communication module(s)



Can accept a connector
(LGC-RJ45K, LGC-HDMI_, LGC-USBCK, etc.)



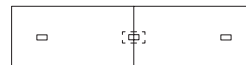
CPC, CPP2
Table center with electrical/communication module(s)

POSITIONING



GC, PC, CPC

G2, P2



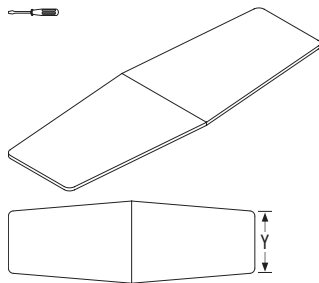
G3, P3, CPP2

ASSEMBLY REQUIRED

| Approx. no. of seats | W x D x H (in) | Y (in) | W x D x H (mm) | Y (mm) | Code | (\$) | With options: | | | | | | | | | | |
|--|------------------|--------|------------------|--------|--------------|-------|---------------|---------|---------|---------|---------|---------|----------|-----------|--|--|--|
| | | | | | | | GC (\$) | G2 (\$) | G3 (\$) | PC (\$) | P2 (\$) | P3 (\$) | CPC (\$) | CPP2 (\$) | | | |
| A-shape surfaces with radius corners (cont'd) | | | | | | | | | | | | | | | | | |
| 12 | 132 x 54 x 1 1/2 | 42 | 3300 x 1350 x 38 | 1050 | T5N__AR54132 | 2,156 | 2,672 | 2,745 | 2,817 | 3,200 | 4,557 | 5,170 | 3,544 | 5,522 | | | |
| 14 | 144 x 54 x 1 1/2 | 42 | 3600 x 1350 x 38 | 1050 | T5N__AR54144 | 2,303 | 2,818 | 2,891 | 2,963 | 4,171 | 4,826 | 5,330 | 4,577 | 5,729 | | | |
| 14 | 156 x 54 x 1 1/2 | 42 | 3900 x 1350 x 38 | 1050 | T5N__AR54156 | 2,455 | 2,972 | 3,045 | 3,117 | 4,330 | 5,020 | 5,488 | 4,736 | 5,888 | | | |
| 16 | 168 x 54 x 1 1/2 | 42 | 4200 x 1350 x 38 | 1050 | T5N__AR54168 | 2,617 | 3,181 | 3,254 | 3,326 | 4,545 | 5,237 | 5,722 | 4,946 | 6,122 | | | |
| 16 | 180 x 54 x 1 1/2 | 42 | 4500 x 1350 x 38 | 1050 | T5N__AR54180 | 2,770 | 3,333 | 3,406 | 3,479 | 4,698 | 5,396 | 5,881 | 5,099 | 6,281 | | | |
| 18 | 192 x 54 x 1 1/2 | 42 | 4800 x 1350 x 38 | 1050 | T5N__AR54192 | 2,927 | 3,490 | 3,563 | 3,636 | 4,854 | 5,570 | 6,037 | 5,256 | 6,437 | | | |

Surface 5. Smooth edge N. Specify matching (N) or contrasting (K, S, W) edge. Grommet/module option: specify no module (N) or an accent color (K, S, W) after the edge color and specify the type of grommet/module at the end of the product code.

Diamond surfaces with radius corners

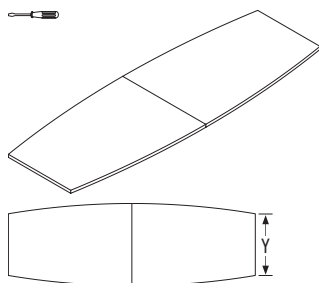


Laminate surface 1 1/2" (38 mm) thick, 2 sections. Channel for cable management included with option of grommet(s), electrical module(s) or table center. **Must be ordered separately: 3 leg kits or 3 bases.**

| | | | | | | | | | | | | | | |
|----|------------------|----|------------------|------|--------------|-------|-------|-------|-------|-------|-------|-------|-------|-------|
| 10 | 108 x 48 x 1 1/2 | 36 | 2700 x 1200 x 38 | 900 | T5N__DR48108 | 1,708 | 2,176 | 2,248 | 2,322 | 2,697 | 4,049 | 4,662 | 3,098 | 5,026 |
| 10 | 120 x 48 x 1 1/2 | 36 | 3000 x 1200 x 38 | 900 | T5N__DR48120 | 1,849 | 2,317 | 2,389 | 2,463 | 2,838 | 4,197 | 4,803 | 3,238 | 5,203 |
| 10 | 132 x 48 x 1 1/2 | 36 | 3300 x 1200 x 38 | 900 | T5N__DR48132 | 1,988 | 2,503 | 2,576 | 2,649 | 3,031 | 4,389 | 5,002 | 3,376 | 5,354 |
| 12 | 144 x 48 x 1 1/2 | 36 | 3600 x 1200 x 38 | 900 | T5N__DR48144 | 2,112 | 2,628 | 2,701 | 2,773 | 3,980 | 4,635 | 5,138 | 4,387 | 5,539 |
| 12 | 156 x 48 x 1 1/2 | 36 | 3900 x 1200 x 38 | 900 | T5N__DR48156 | 2,251 | 2,767 | 2,839 | 2,912 | 4,125 | 4,817 | 5,283 | 4,531 | 5,683 |
| 14 | 168 x 48 x 1 1/2 | 36 | 4200 x 1200 x 38 | 900 | T5N__DR48168 | 2,391 | 2,955 | 3,027 | 3,100 | 4,319 | 5,011 | 5,496 | 4,719 | 5,895 |
| 14 | 180 x 48 x 1 1/2 | 36 | 4500 x 1200 x 38 | 900 | T5N__DR48180 | 2,522 | 3,087 | 3,159 | 3,232 | 4,452 | 5,148 | 5,633 | 4,851 | 6,034 |
| 16 | 192 x 48 x 1 1/2 | 36 | 4800 x 1200 x 38 | 900 | T5N__DR48192 | 2,670 | 3,233 | 3,306 | 3,378 | 4,598 | 5,313 | 5,779 | 4,997 | 6,181 |
| 12 | 108 x 54 x 1 1/2 | 42 | 2700 x 1350 x 38 | 1050 | T5N__DR54108 | 1,849 | 2,317 | 2,389 | 2,463 | 2,838 | 4,190 | 4,803 | 3,238 | 5,167 |
| 12 | 120 x 54 x 1 1/2 | 42 | 3000 x 1350 x 38 | 1050 | T5N__DR54120 | 2,005 | 2,472 | 2,544 | 2,617 | 2,993 | 4,351 | 4,958 | 3,394 | 5,358 |
| 12 | 132 x 54 x 1 1/2 | 42 | 3300 x 1350 x 38 | 1050 | T5N__DR54132 | 2,156 | 2,672 | 2,745 | 2,817 | 3,200 | 4,557 | 5,170 | 3,544 | 5,522 |
| 14 | 144 x 54 x 1 1/2 | 42 | 3600 x 1350 x 38 | 1050 | T5N__DR54144 | 2,303 | 2,818 | 2,891 | 2,963 | 4,171 | 4,826 | 5,330 | 4,577 | 5,729 |
| 14 | 156 x 54 x 1 1/2 | 42 | 3900 x 1350 x 38 | 1050 | T5N__DR54156 | 2,455 | 2,972 | 3,045 | 3,117 | 4,330 | 5,020 | 5,488 | 4,736 | 5,888 |
| 16 | 168 x 54 x 1 1/2 | 42 | 4200 x 1350 x 38 | 1050 | T5N__DR54168 | 2,617 | 3,181 | 3,254 | 3,326 | 4,545 | 5,237 | 5,722 | 4,946 | 6,122 |
| 16 | 180 x 54 x 1 1/2 | 42 | 4500 x 1350 x 38 | 1050 | T5N__DR54180 | 2,770 | 3,333 | 3,406 | 3,479 | 4,698 | 5,396 | 5,881 | 5,099 | 6,281 |
| 18 | 192 x 54 x 1 1/2 | 42 | 4800 x 1350 x 38 | 1050 | T5N__DR54192 | 2,927 | 3,490 | 3,563 | 3,636 | 4,854 | 5,570 | 6,037 | 5,256 | 6,437 |

Surface 5. Smooth edge N. Specify matching (N) or contrasting (K, S, W) edge. Grommet/module option: specify no module (N) or an accent color (K, S, W) after the edge color and specify the type of grommet/module at the end of the product code.

Boat surfaces

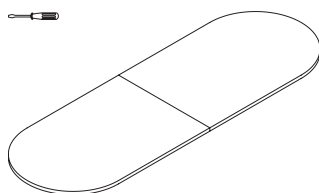


Laminate surface 1 1/2" (38 mm) thick, 2 sections. Channel for cable management included with option of grommet(s), electrical module(s) or table center. **Must be ordered separately: 3 leg kits or 3 bases.**

| | | | | | | | | | | | | | | |
|----|------------------|----|------------------|------|-------------|-------|-------|-------|-------|-------|-------|-------|-------|-------|
| 10 | 108 x 48 x 1 1/2 | 36 | 2700 x 1200 x 38 | 900 | T5N__B48108 | 1,708 | 2,176 | 2,248 | 2,322 | 2,697 | 4,049 | 4,662 | 3,098 | 5,026 |
| 10 | 120 x 48 x 1 1/2 | 36 | 3000 x 1200 x 38 | 900 | T5N__B48120 | 1,849 | 2,317 | 2,389 | 2,463 | 2,838 | 4,197 | 4,803 | 3,238 | 5,203 |
| 12 | 132 x 48 x 1 1/2 | 36 | 3300 x 1200 x 38 | 900 | T5N__B48132 | 1,988 | 2,503 | 2,576 | 2,649 | 3,031 | 4,389 | 5,002 | 3,376 | 5,354 |
| 12 | 144 x 48 x 1 1/2 | 36 | 3600 x 1200 x 38 | 900 | T5N__B48144 | 2,112 | 2,628 | 2,701 | 2,773 | 3,980 | 4,635 | 5,138 | 4,387 | 5,539 |
| 14 | 156 x 48 x 1 1/2 | 36 | 3900 x 1200 x 38 | 900 | T5N__B48156 | 2,251 | 2,767 | 2,839 | 2,912 | 4,125 | 4,817 | 5,283 | 4,531 | 5,683 |
| 14 | 168 x 48 x 1 1/2 | 36 | 4200 x 1200 x 38 | 900 | T5N__B48168 | 2,391 | 2,955 | 3,027 | 3,100 | 4,319 | 5,011 | 5,496 | 4,719 | 5,895 |
| 16 | 180 x 48 x 1 1/2 | 36 | 4500 x 1200 x 38 | 900 | T5N__B48180 | 2,522 | 3,087 | 3,159 | 3,232 | 4,452 | 5,148 | 5,633 | 4,851 | 6,034 |
| 16 | 192 x 48 x 1 1/2 | 36 | 4800 x 1200 x 38 | 900 | T5N__B48192 | 2,670 | 3,233 | 3,306 | 3,378 | 4,598 | 5,313 | 5,779 | 4,997 | 6,181 |
| 12 | 108 x 54 x 1 1/2 | 42 | 2700 x 1350 x 38 | 1050 | T5N__B54108 | 1,849 | 2,317 | 2,389 | 2,463 | 2,838 | 4,190 | 4,803 | 3,238 | 5,167 |
| 12 | 120 x 54 x 1 1/2 | 42 | 3000 x 1350 x 38 | 1050 | T5N__B54120 | 2,005 | 2,472 | 2,544 | 2,617 | 2,993 | 4,351 | 4,958 | 3,394 | 5,358 |
| 14 | 132 x 54 x 1 1/2 | 42 | 3300 x 1350 x 38 | 1050 | T5N__B54132 | 2,156 | 2,672 | 2,745 | 2,817 | 3,200 | 4,557 | 5,170 | 3,544 | 5,522 |
| 14 | 144 x 54 x 1 1/2 | 42 | 3600 x 1350 x 38 | 1050 | T5N__B54144 | 2,303 | 2,818 | 2,891 | 2,963 | 4,171 | 4,826 | 5,330 | 4,577 | 5,729 |
| 16 | 156 x 54 x 1 1/2 | 42 | 3900 x 1350 x 38 | 1050 | T5N__B54156 | 2,455 | 2,972 | 3,045 | 3,117 | 4,330 | 5,020 | 5,488 | 4,736 | 5,888 |
| 16 | 168 x 54 x 1 1/2 | 42 | 4200 x 1350 x 38 | 1050 | T5N__B54168 | 2,617 | 3,181 | 3,254 | 3,326 | 4,545 | 5,237 | 5,722 | 4,946 | 6,122 |
| 18 | 180 x 54 x 1 1/2 | 42 | 4500 x 1350 x 38 | 1050 | T5N__B54180 | 2,770 | 3,333 | 3,406 | 3,479 | 4,698 | 5,396 | 5,881 | 5,099 | 6,281 |
| 18 | 192 x 54 x 1 1/2 | 42 | 4800 x 1350 x 38 | 1050 | T5N__B54192 | 2,927 | 3,490 | 3,563 | 3,636 | 4,854 | 5,570 | 6,037 | 5,256 | 6,437 |

Surface 5. Smooth edge N. Specify matching (N) or contrasting (K, S, W) edge. Grommet/module option: specify no module (N) or an accent color (K, S, W) after the edge color and specify the type of grommet/module at the end of the product code.

Racetrack surfaces

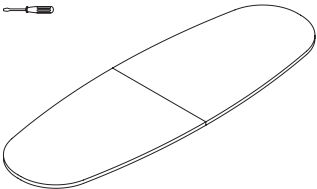


Laminate surface 1 1/2" (38 mm) thick, 2 sections. Channel for cable management included with option of grommet(s), electrical module(s) or table center. **Must be ordered separately: 3 leg kits or 3 bases.**

| | | | | | | | | | | | | | | |
|----|------------------|--|------------------|--|--------------|-------|-------|-------|-------|-------|-------|-------|-------|-------|
| 10 | 108 x 48 x 1 1/2 | | 2700 x 1200 x 38 | | T5N__RT48108 | 1,755 | 2,222 | 2,295 | 2,368 | 2,743 | 4,095 | 4,708 | 3,144 | 5,072 |
| 10 | 120 x 48 x 1 1/2 | | 3000 x 1200 x 38 | | T5N__RT48120 | 1,893 | 2,360 | 2,432 | 2,505 | 2,882 | 4,241 | 4,847 | 3,281 | 5,246 |
| 12 | 132 x 48 x 1 1/2 | | 3300 x 1200 x 38 | | T5N__RT48132 | 2,024 | 2,540 | 2,613 | 2,685 | 3,067 | 4,425 | 5,038 | 3,413 | 5,389 |
| 12 | 144 x 48 x 1 1/2 | | 3600 x 1200 x 38 | | T5N__RT48144 | 2,165 | 2,681 | 2,753 | 2,826 | 4,033 | 4,687 | 5,191 | 4,439 | 5,591 |
| 14 | 156 x 48 x 1 1/2 | | 3900 x 1200 x 38 | | T5N__RT48156 | 2,296 | 2,812 | 2,884 | 2,957 | 4,170 | 4,860 | 5,328 | 4,576 | 5,728 |
| 14 | 168 x 48 x 1 1/2 | | 4200 x 1200 x 38 | | T5N__RT48168 | 2,434 | 3,000 | 3,072 | 3,145 | 4,364 | 5,055 | 5,540 | 4,763 | 5,940 |
| 16 | 180 x 48 x 1 1/2 | | 4500 x 1200 x 38 | | T5N__RT48180 | 2,566 | 3,131 | 3,203 | 3,276 | 4,495 | 5,192 | 5,677 | 4,895 | 6,078 |
| 16 | 192 x 48 x 1 1/2 | | 4800 x 1200 x 38 | | T5N__RT48192 | 2,713 | 3,277 | 3,350 | 3,422 | 4,641 | 5,357 | 5,823 | 5,041 | 6,224 |
| 12 | 108 x 54 x 1 1/2 | | 2700 x 1350 x 38 | | T5N__RT54108 | 1,915 | 2,382 | 2,454 | 2,527 | 2,904 | 4,255 | 4,869 | 3,303 | 5,233 |
| 12 | 120 x 54 x 1 1/2 | | 3000 x 1350 x 38 | | T5N__RT54120 | 2,083 | 2,550 | 2,624 | 2,696 | 3,072 | 4,431 | 5,037 | 3,472 | 5,436 |
| 14 | 132 x 54 x 1 1/2 | | 3300 x 1350 x 38 | | T5N__RT54132 | 2,251 | 2,767 | 2,839 | 2,912 | 3,295 | 4,652 | 5,265 | 3,640 | 5,617 |
| 14 | 144 x 54 x 1 1/2 | | 3600 x 1350 x 38 | | T5N__RT54144 | 2,427 | 2,941 | 3,015 | 3,088 | 4,294 | 4,949 | 5,453 | 4,701 | 5,852 |
| 16 | 156 x 54 x 1 1/2 | | 3900 x 1350 x 38 | | T5N__RT54156 | 2,603 | 3,119 | 3,191 | 3,264 | 4,477 | 5,168 | 5,634 | 4,882 | 6,035 |
| 16 | 168 x 54 x 1 1/2 | | 4200 x 1350 x 38 | | T5N__RT54168 | 2,770 | 3,333 | 3,406 | 3,479 | 4,698 | 5,389 | 5,874 | 5,099 | 6,276 |
| 18 | 180 x 54 x 1 1/2 | | 4500 x 1350 x 38 | | T5N__RT54180 | 2,938 | 3,502 | 3,575 | 3,648 | 4,868 | 5,564 | 6,049 | 5,267 | 6,449 |
| 18 | 192 x 54 x 1 1/2 | | 4800 x 1350 x 38 | | T5N__RT54192 | 3,091 | 3,655 | 3,728 | 3,802 | 5,019 | 5,734 | 6,203 | 5,420 | 6,602 |

Surface 5. Smooth edge N. Specify matching (N) or contrasting (K, S, W) edge. Grommet/module option: specify no module (N) or an accent color (K, S, W) after the edge color and specify the type of grommet/module at the end of the product code.

QUORUM MULTICONFERENCE

| Approx. no. of seats | W x D x H (in) | W x D x H (mm) | Code | (\$) | With options: | | | | | | | |
|---|------------------|------------------|-------------|-------|---------------|---------|---------|---------|---------|---------|----------|-----------|
| | | | | | GC (\$) | G2 (\$) | G3 (\$) | PC (\$) | P2 (\$) | P3 (\$) | CPC (\$) | CPP2 (\$) |
| Oval surfaces  | | | | | | | | | | | | |
| <i>Laminate surface 1 1/2" (38 mm) thick, 2 sections. Channel for cable management included with option of grommet(s), electrical module(s) or table center. Must be ordered separately: 3 leg kits or 3 bases.</i> | | | | | | | | | | | | |
| 10 | 108 x 48 x 1 1/2 | 2700 x 1200 x 38 | T5N_-048108 | 1,755 | 2,222 | 2,295 | 2,368 | 2,743 | 4,095 | 4,708 | 3,144 | 5,072 |
| 10 | 120 x 48 x 1 1/2 | 3000 x 1200 x 38 | T5N_-048120 | 1,893 | 2,360 | 2,432 | 2,505 | 2,882 | 4,241 | 4,847 | 3,281 | 5,246 |
| 12 | 132 x 48 x 1 1/2 | 3300 x 1200 x 38 | T5N_-048132 | 2,024 | 2,540 | 2,613 | 2,685 | 3,067 | 4,425 | 5,038 | 3,413 | 5,389 |
| 12 | 144 x 48 x 1 1/2 | 3600 x 1200 x 38 | T5N_-048144 | 2,165 | 2,681 | 2,753 | 2,826 | 4,033 | 4,687 | 5,191 | 4,439 | 5,591 |
| 14 | 156 x 48 x 1 1/2 | 3900 x 1200 x 38 | T5N_-048156 | 2,296 | 2,812 | 2,884 | 2,957 | 4,170 | 4,860 | 5,328 | 4,576 | 5,728 |
| 14 | 168 x 48 x 1 1/2 | 4200 x 1200 x 38 | T5N_-048168 | 2,434 | 3,000 | 3,072 | 3,145 | 4,364 | 5,055 | 5,540 | 4,763 | 5,940 |
| 16 | 180 x 48 x 1 1/2 | 4500 x 1200 x 38 | T5N_-048180 | 2,566 | 3,131 | 3,203 | 3,276 | 4,495 | 5,192 | 5,677 | 4,895 | 6,078 |
| 16 | 192 x 48 x 1 1/2 | 4800 x 1200 x 38 | T5N_-048192 | 2,713 | 3,277 | 3,350 | 3,422 | 4,641 | 5,357 | 5,823 | 5,041 | 6,224 |
| 12 | 108 x 54 x 1 1/2 | 2700 x 1350 x 38 | T5N_-054108 | 1,915 | 2,382 | 2,454 | 2,527 | 2,904 | 4,255 | 4,869 | 3,303 | 5,233 |
| 12 | 120 x 54 x 1 1/2 | 3000 x 1350 x 38 | T5N_-054120 | 2,083 | 2,550 | 2,624 | 2,696 | 3,072 | 4,431 | 5,037 | 3,472 | 5,436 |
| 14 | 132 x 54 x 1 1/2 | 3300 x 1350 x 38 | T5N_-054132 | 2,251 | 2,767 | 2,839 | 2,912 | 3,295 | 4,652 | 5,265 | 3,640 | 5,617 |
| 14 | 144 x 54 x 1 1/2 | 3600 x 1350 x 38 | T5N_-054144 | 2,427 | 2,941 | 3,015 | 3,088 | 4,294 | 4,949 | 5,453 | 4,701 | 5,852 |
| 15 | 156 x 54 x 1 1/2 | 3900 x 1350 x 38 | T5N_-054156 | 2,603 | 3,119 | 3,191 | 3,264 | 4,477 | 5,168 | 5,634 | 4,882 | 6,035 |
| 15 | 168 x 54 x 1 1/2 | 4200 x 1350 x 38 | T5N_-054168 | 2,770 | 3,333 | 3,406 | 3,479 | 4,698 | 5,389 | 5,874 | 5,099 | 6,276 |
| 16 | 180 x 54 x 1 1/2 | 4500 x 1350 x 38 | T5N_-054180 | 2,938 | 3,502 | 3,575 | 3,648 | 4,868 | 5,564 | 6,049 | 5,267 | 6,449 |
| 16 | 192 x 54 x 1 1/2 | 4800 x 1350 x 38 | T5N_-054192 | 3,091 | 3,655 | 3,728 | 3,802 | 5,019 | 5,734 | 6,203 | 5,420 | 6,602 |

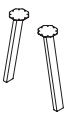

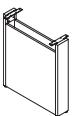
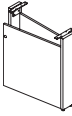
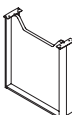
Surface 5. Smooth edge N. Specify matching (N) or contrasting (K, S, W) edge. Grommet/module option: specify no module (N) or an accent color (K, S, W) after the edge color and specify the type of grommet/module at the end of the product code.

LEGS, BASES AND ACCESSORIES FOR 2-SECTION SURFACES – 108" TO 192" W (\$)

| W x D x H (in) | W x D x H (mm) | Code | (\$) |
|---|----------------|----------------|------|
| Metal angled legs | | | |
| Kit of 2 steel legs. WM at the end of the code indicates that one leg will have a cavity for cable management. | | | |
| Without cable management | | | |
| 1 1/2 x 3 x 28 | 38 x 76 x 711 | TNNN_-ATL228 | 455 |
| Specify leg color (K, S, W). | | | |
| With cable management | | | |
| 1 1/2 x 3 x 28 | 38 x 76 x 711 | TNNN_-ATL228WM | 485 |
| Specify leg color (K, S, W). | | | |

| | | | |
|---|-----------------|----------------|-----|
| Thermofused laminate bases | | | |
| Base accommodates cables that plug into a floor outlet. WM at the end of the code indicates a base with 110° hinges and a storage compartment with lock. | | | |
| Without cable access | | | |
| 24 x 4 3/4 x 28 | 618 x 120 x 711 | TNNNN-LB0524 | 630 |
| 24 x 9 x 28 | 618 x 225 x 711 | TNNNN-LB0924 | 695 |
| With cable access | | | |
| 24 x 4 3/4 x 28 | 618 x 120 x 711 | TNNNN-LB0524WM | 752 |
| 24 x 9 x 28 | 618 x 225 x 711 | TNNNN-LB0924WM | 883 |


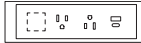
| | | | |
|---------------------------------------|-----------------|-------------|-----|
| U-shape combined base | | | |
| Laminate base with aluminum contours. | | | |
| 24 x 6 x 28 | 630 x 150 x 711 | TNNN_-UCB24 | 663 |
| Specify accent color (K, S, W). | | | |

| | | | |
|--|--|--|--|
| Legs, bases and accessories for 2-section surfaces – 108" to 192" W (\$) | | | |
|  Without cable management | | | |
|  With cable management | | | |
|  Without cable access | | | |
|  With cable access | | | |
|  | | | |

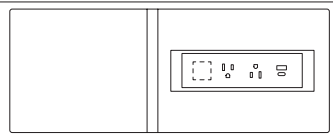
| W x D x H (in) | W x D x H (mm) | Code | (\$) |
|---|----------------|-------|----------------------------|
| Fabric vertical wire cover | | | |
| Allows vertical cable management. Diameter of 2 1/2" (63 mm). With zipper. All United Chair® standard fabrics are applicable. | | | |
| Gr1 Gr2 Gr3 Gr4 Gr5 Gr6 Gr8 | | | |
| 2 1/2 x 2 1/2 x 52 | 63 x 63 x 1320 | DVW48 | 97 102 112 118 130 143 156 |
| Specify the fabric code at the end of the product code. | | | |

| | | | |
|---|---------------|-----------|-----|
| Cable management fasteners | | | |
| Install beneath work surfaces. Make it possible to pinch cables beneath the work surface for cable management. Grey. Pack of 5. | | | |
| 5 1/2 x 1 1/2 x 1 | 140 x 40 x 25 | LGC-WMC05 | 112 |



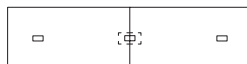
TECHNOLOGY INTEGRATION

| | |
|--|---|
|  |  |
| GC, G2, G3 Grommet(s) | PC, P2, P3 Electrical/communication module(s) |

 Can accept a connector (LGC-RJ45K, LGC-HDMI_, LGC-USBC, etc.)

| |
|---|
|  |
| CPC, CPP2 Table center with electrical/communication module(s) |

POSITIONING

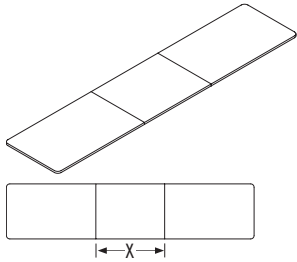
| | |
|--|---|
|  |  |
| GC, PC, CPC | G2, P2 |
|  | |
| G3, P3, CPP2 | |

 = ASSEMBLY REQUIRED

 = QUICKSHIP PROGRAM

QUORUM MULTICONFERENCE

Rectangular surfaces with radius corners



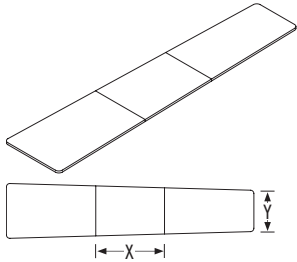
Laminate surface 1 1/2" (38 mm) thick, 3 sections. Channel for cable management included with option of grommet(s), electrical module(s) or table center.

Must be ordered separately: 4 leg kits or 4 bases.

| | | | | | | | | | | | | | | | | | |
|----|------------------|----|--|------------------|------|--|-----|-----------|-------|-------|-------|-------|-------|-------|-------|-------|-------|
| 18 | 204 x 48 x 1 1/2 | 60 | | 5100 x 1200 x 38 | 1500 | | T5N | -RCR48204 | 2,983 | 4,057 | 4,129 | 4,202 | 5,567 | 6,336 | 6,755 | 5,973 | 7,156 |
| 18 | 216 x 48 x 1 1/2 | 60 | | 5400 x 1200 x 38 | 1500 | | T5N | -RCR48216 | 3,172 | 4,246 | 4,319 | 4,391 | 5,755 | 6,526 | 6,944 | 6,162 | 7,345 |
| 20 | 228 x 48 x 1 1/2 | 60 | | 5700 x 1200 x 38 | 1500 | | T5N | -RCR48228 | 3,348 | 4,477 | 4,550 | 4,622 | 5,998 | 6,768 | 7,399 | 6,399 | 7,800 |
| 20 | 240 x 48 x 1 1/2 | 60 | | 6000 x 1200 x 38 | 1500 | | T5N | -RCR48240 | 3,554 | 4,682 | 4,754 | 4,827 | 6,210 | 6,974 | 7,604 | 6,615 | 8,005 |
| 22 | 252 x 48 x 1 1/2 | 60 | | 6300 x 1200 x 38 | 1500 | | T5N | -RCR48252 | 3,735 | 4,861 | 4,935 | 5,007 | 6,390 | 7,184 | 7,785 | 6,796 | 8,184 |
| 20 | 204 x 54 x 1 1/2 | 60 | | 5100 x 1350 x 38 | 1500 | | T5N | -RCR54204 | 3,253 | 4,325 | 4,398 | 4,472 | 5,837 | 6,606 | 7,025 | 6,241 | 7,424 |
| 20 | 216 x 54 x 1 1/2 | 60 | | 5400 x 1350 x 38 | 1500 | | T5N | -RCR54216 | 3,414 | 4,487 | 4,560 | 4,633 | 5,997 | 6,767 | 7,185 | 6,403 | 7,586 |
| 22 | 228 x 54 x 1 1/2 | 60 | | 5700 x 1350 x 38 | 1500 | | T5N | -RCR54228 | 3,567 | 4,696 | 4,769 | 4,842 | 6,217 | 6,988 | 7,619 | 6,619 | 8,019 |
| 22 | 240 x 54 x 1 1/2 | 60 | | 6000 x 1350 x 38 | 1500 | | T5N | -RCR54240 | 3,720 | 4,849 | 4,921 | 4,994 | 6,377 | 7,140 | 7,770 | 6,784 | 8,172 |
| 24 | 252 x 54 x 1 1/2 | 60 | | 6300 x 1350 x 38 | 1500 | | T5N | -RCR54252 | 3,867 | 4,995 | 5,068 | 5,141 | 6,523 | 7,318 | 7,918 | 6,930 | 8,318 |

Surface 5. Smooth edge N. Specify matching (N) or contrasting (K, S, W) edge. Grommet/module option: specify no module (N) or an accent color (K, S, W) after the edge color and specify the type of grommet/module at the end of the product code.

A-shape surfaces with radius corners



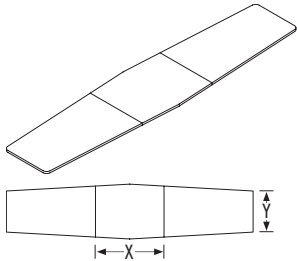
Laminate surface 1 1/2" (38 mm) thick, 3 sections. Channel for cable management included with option of grommet(s), electrical module(s) or table center.

Must be ordered separately: 4 leg kits or 4 bases.

| | | | | | | | | | | | | | | | | | |
|----|------------------|----|----|------------------|------|------|-----|----------|-------|-------|-------|-------|-------|-------|-------|-------|-------|
| 16 | 204 x 48 x 1 1/2 | 60 | 36 | 5100 x 1200 x 38 | 1500 | 900 | T5N | -AR48204 | 2,983 | 4,057 | 4,129 | 4,202 | 5,567 | 6,336 | 6,755 | 5,973 | 7,156 |
| 16 | 216 x 48 x 1 1/2 | 60 | 36 | 5400 x 1200 x 38 | 1500 | 900 | T5N | -AR48216 | 3,172 | 4,246 | 4,319 | 4,391 | 5,755 | 6,526 | 6,944 | 6,162 | 7,345 |
| 18 | 228 x 48 x 1 1/2 | 60 | 36 | 5700 x 1200 x 38 | 1500 | 900 | T5N | -AR48228 | 3,348 | 4,477 | 4,550 | 4,622 | 5,998 | 6,768 | 7,399 | 6,399 | 7,800 |
| 18 | 240 x 48 x 1 1/2 | 60 | 36 | 6000 x 1200 x 38 | 1500 | 900 | T5N | -AR48240 | 3,554 | 4,682 | 4,754 | 4,827 | 6,210 | 6,974 | 7,604 | 6,615 | 8,005 |
| 20 | 252 x 48 x 1 1/2 | 60 | 36 | 6300 x 1200 x 38 | 1500 | 900 | T5N | -AR48252 | 3,735 | 4,861 | 4,935 | 5,007 | 6,390 | 7,184 | 7,785 | 6,796 | 8,184 |
| 18 | 204 x 54 x 1 1/2 | 60 | 42 | 5100 x 1350 x 38 | 1500 | 1050 | T5N | -AR54204 | 3,253 | 4,325 | 4,398 | 4,472 | 5,837 | 6,606 | 7,025 | 6,241 | 7,424 |
| 18 | 216 x 54 x 1 1/2 | 60 | 42 | 5400 x 1350 x 38 | 1500 | 1050 | T5N | -AR54216 | 3,414 | 4,487 | 4,560 | 4,633 | 5,997 | 6,767 | 7,185 | 6,403 | 7,586 |
| 20 | 228 x 54 x 1 1/2 | 60 | 42 | 5700 x 1350 x 38 | 1500 | 1050 | T5N | -AR54228 | 3,567 | 4,696 | 4,769 | 4,842 | 6,217 | 6,988 | 7,619 | 6,619 | 8,019 |
| 20 | 240 x 54 x 1 1/2 | 60 | 42 | 6000 x 1350 x 38 | 1500 | 1050 | T5N | -AR54240 | 3,720 | 4,849 | 4,921 | 4,994 | 6,377 | 7,140 | 7,770 | 6,784 | 8,172 |
| 22 | 252 x 54 x 1 1/2 | 60 | 42 | 6300 x 1350 x 38 | 1500 | 1050 | T5N | -AR54252 | 3,867 | 4,995 | 5,068 | 5,141 | 6,523 | 7,318 | 7,918 | 6,930 | 8,318 |

Surface 5. Smooth edge N. Specify matching (N) or contrasting (K, S, W) edge. Grommet/module option: specify no module (N) or an accent color (K, S, W) after the edge color and specify the type of grommet/module at the end of the product code.

Diamond surfaces with radius corners



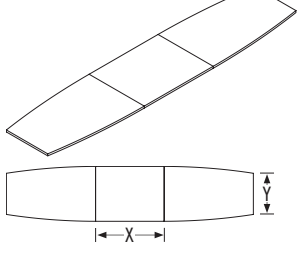
Laminate surface 1 1/2" (38 mm) thick, 3 sections. Channel for cable management included with option of grommet(s), electrical module(s) or table center.

Must be ordered separately: 4 leg kits or 4 bases.

| | | | | | | | | | | | | | | | | | |
|----|------------------|----|----|------------------|------|------|-----|----------|-------|-------|-------|-------|-------|-------|-------|-------|-------|
| 16 | 204 x 48 x 1 1/2 | 60 | 36 | 5100 x 1200 x 38 | 1500 | 900 | T5N | -DR48204 | 2,983 | 4,057 | 4,129 | 4,202 | 5,567 | 6,336 | 6,755 | 5,973 | 7,156 |
| 16 | 216 x 48 x 1 1/2 | 60 | 36 | 5400 x 1200 x 38 | 1500 | 900 | T5N | -DR48216 | 3,172 | 4,246 | 4,319 | 4,391 | 5,755 | 6,526 | 6,944 | 6,162 | 7,345 |
| 18 | 228 x 48 x 1 1/2 | 60 | 36 | 5700 x 1200 x 38 | 1500 | 900 | T5N | -DR48228 | 3,348 | 4,477 | 4,550 | 4,622 | 5,998 | 6,768 | 7,399 | 6,399 | 7,800 |
| 18 | 240 x 48 x 1 1/2 | 60 | 36 | 6000 x 1200 x 38 | 1500 | 900 | T5N | -DR48240 | 3,554 | 4,682 | 4,754 | 4,827 | 6,210 | 6,974 | 7,604 | 6,615 | 8,005 |
| 20 | 252 x 48 x 1 1/2 | 60 | 36 | 6300 x 1200 x 38 | 1500 | 900 | T5N | -DR48252 | 3,735 | 4,861 | 4,935 | 5,007 | 6,390 | 7,184 | 7,785 | 6,796 | 8,184 |
| 18 | 204 x 54 x 1 1/2 | 60 | 42 | 5100 x 1350 x 38 | 1500 | 1050 | T5N | -DR54204 | 3,253 | 4,325 | 4,398 | 4,472 | 5,837 | 6,606 | 7,025 | 6,241 | 7,424 |
| 18 | 216 x 54 x 1 1/2 | 60 | 42 | 5400 x 1350 x 38 | 1500 | 1050 | T5N | -DR54216 | 3,414 | 4,487 | 4,560 | 4,633 | 5,997 | 6,767 | 7,185 | 6,403 | 7,586 |
| 20 | 228 x 54 x 1 1/2 | 60 | 42 | 5700 x 1350 x 38 | 1500 | 1050 | T5N | -DR54228 | 3,567 | 4,696 | 4,769 | 4,842 | 6,217 | 6,988 | 7,619 | 6,619 | 8,019 |
| 20 | 240 x 54 x 1 1/2 | 60 | 42 | 6000 x 1350 x 38 | 1500 | 1050 | T5N | -DR54240 | 3,720 | 4,849 | 4,921 | 4,994 | 6,377 | 7,140 | 7,770 | 6,784 | 8,172 |
| 22 | 252 x 54 x 1 1/2 | 60 | 42 | 6300 x 1350 x 38 | 1500 | 1050 | T5N | -DR54252 | 3,867 | 4,995 | 5,068 | 5,141 | 6,523 | 7,318 | 7,918 | 6,930 | 8,318 |

Surface 5. Smooth edge N. Specify matching (N) or contrasting (K, S, W) edge. Grommet/module option: specify no module (N) or an accent color (K, S, W) after the edge color and specify the type of grommet/module at the end of the product code.

Boat surfaces



Laminate surface 1 1/2" (38 mm) thick, 3 sections. Channel for cable management included with option of grommet(s), electrical module(s) or table center.

Must be ordered separately: 4 leg kits or 4 bases.

| | | | | | | | | | | | | | | | | | |
|----|------------------|----|----|------------------|------|------|-----|---------|-------|-------|-------|-------|-------|-------|-------|-------|-------|
| 16 | 204 x 48 x 1 1/2 | 60 | 36 | 5100 x 1200 x 38 | 1500 | 900 | T5N | -B48204 | 2,983 | 4,057 | 4,129 | 4,202 | 5,567 | 6,336 | 6,755 | 5,973 | 7,156 |
| 16 | 216 x 48 x 1 1/2 | 60 | 36 | 5400 x 1200 x 38 | 1500 | 900 | T5N | -B48216 | 3,172 | 4,246 | 4,319 | 4,391 | 5,755 | 6,526 | 6,944 | 6,162 | 7,345 |
| 18 | 228 x 48 x 1 1/2 | 60 | 36 | 5700 x 1200 x 38 | 1500 | 900 | T5N | -B48228 | 3,348 | 4,477 | 4,550 | 4,622 | 5,998 | 6,768 | 7,399 | 6,399 | 7,800 |
| 18 | 240 x 48 x 1 1/2 | 60 | 36 | 6000 x 1200 x 38 | 1500 | 900 | T5N | -B48240 | 3,554 | 4,682 | 4,754 | 4,827 | 6,210 | 6,974 | 7,604 | 6,615 | 8,005 |
| 20 | 252 x 48 x 1 1/2 | 60 | 36 | 6300 x 1200 x 38 | 1500 | 900 | T5N | -B48252 | 3,735 | 4,861 | 4,935 | 5,007 | 6,390 | 7,184 | 7,785 | 6,796 | 8,184 |
| 20 | 204 x 54 x 1 1/2 | 60 | 42 | 5100 x 1350 x 38 | 1500 | 1050 | T5N | -B54204 | 3,253 | 4,325 | 4,398 | 4,472 | 5,837 | 6,606 | 7,025 | 6,241 | 7,424 |
| 20 | 216 x 54 x 1 1/2 | 60 | 42 | 5400 x 1350 x 38 | 1500 | 1050 | T5N | -B54216 | 3,414 | 4,487 | 4,560 | 4,633 | 5,997 | 6,767 | 7,185 | 6,403 | 7,586 |
| 22 | 228 x 54 x 1 1/2 | 60 | 42 | 5700 x 1350 x 38 | 1500 | 1050 | T5N | -B54228 | 3,567 | 4,696 | 4,769 | 4,842 | 6,217 | 6,988 | 7,619 | 6,619 | 8,019 |
| 22 | 240 x 54 x 1 1/2 | 60 | 42 | 6000 x 1350 x 38 | 1500 | 1050 | T5N | -B54240 | 3,720 | 4,849 | 4,921 | 4,994 | 6,377 | 7,140 | 7,770 | 6,784 | 8,172 |
| 24 | 252 x 54 x 1 1/2 | 60 | 42 | 6300 x 1350 x 38 | 1500 | 1050 | T5N | -B54252 | 3,867 | 4,995 | 5,068 | 5,141 | 6,523 | 7,318 | 7,918 | 6,930 | 8,318 |

Surface 5. Smooth edge N. Specify matching (N) or contrasting (K, S, W) edge. Grommet/module option: specify no module (N) or an accent color (K, S, W) after the edge color and specify the type of grommet/module at the end of the product code.

TECHNOLOGY INTEGRATION



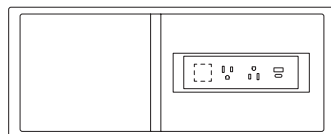
GC, G2, G3
Grommet(s)



PC, P2, P3
Electrical/communication module(s)



Can accept a connector
(LGC-RJ45K, LGC-HDMI_, LGC-USBCK, etc.)



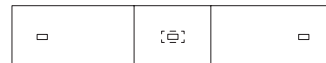
CPC, CPP2
Table center with electrical/communication module(s)

POSITIONING



GC, PC, CPC

G2, P2



G3, P3, CPP2

= ASSEMBLY REQUIRED

| Approx. no. of seats | W x D x H (in) | X (in) | W x D x H (mm) | X (mm) | Code | (\$) | With options: | | | | | | | |
|--|------------------|--------|------------------|--------|---------------|-------|---------------|---------|---------|---------|---------|---------|----------|-----------|
| | | | | | | | GC (\$) | G2 (\$) | G3 (\$) | PC (\$) | P2 (\$) | P3 (\$) | CPC (\$) | CPP2 (\$) |
| Racetrack surfaces | | | | | | | | | | | | | | |
| <i>Laminate surface 1 1/2" (38 mm) thick, 3 sections. Channel for cable management included with option of grommet(s), electrical module(s) or table center.</i> | | | | | | | | | | | | | | |
| Must be ordered separately: 4 leg kits or 4 bases. | | | | | | | | | | | | | | |
| 18 | 204 x 48 x 1 1/2 | 60 | 5100 x 1200 x 38 | 1500 | T5N__-RT48204 | 3,114 | 4,188 | 4,260 | 4,334 | 5,698 | 6,468 | 6,886 | 6,104 | 7,285 |
| 18 | 216 x 48 x 1 1/2 | 60 | 5400 x 1200 x 38 | 1500 | T5N__-RT48216 | 3,319 | 4,391 | 4,464 | 4,536 | 5,900 | 6,672 | 7,090 | 6,307 | 7,490 |
| 20 | 228 x 48 x 1 1/2 | 60 | 5700 x 1200 x 38 | 1500 | T5N__-RT48228 | 3,538 | 4,665 | 4,738 | 4,810 | 6,188 | 6,958 | 7,589 | 6,588 | 7,988 |
| 20 | 240 x 48 x 1 1/2 | 60 | 6000 x 1200 x 38 | 1500 | T5N__-RT48240 | 3,735 | 4,861 | 4,935 | 5,007 | 6,390 | 7,154 | 7,785 | 6,796 | 8,184 |
| 22 | 252 x 48 x 1 1/2 | 60 | 6300 x 1200 x 38 | 1500 | T5N__-RT48252 | 3,918 | 5,045 | 5,118 | 5,191 | 6,574 | 7,368 | 7,968 | 6,980 | 8,368 |
| 20 | 204 x 54 x 1 1/2 | 60 | 5100 x 1350 x 38 | 1500 | T5N__-RT54204 | 3,414 | 4,487 | 4,560 | 4,633 | 5,997 | 6,767 | 7,185 | 6,403 | 7,586 |
| 20 | 216 x 54 x 1 1/2 | 60 | 5400 x 1350 x 38 | 1500 | T5N__-RT54216 | 3,583 | 4,656 | 4,729 | 4,802 | 6,166 | 6,936 | 7,354 | 6,573 | 7,755 |
| 22 | 228 x 54 x 1 1/2 | 60 | 5700 x 1350 x 38 | 1500 | T5N__-RT54228 | 3,751 | 4,879 | 4,951 | 5,025 | 6,401 | 7,171 | 7,802 | 6,800 | 8,202 |
| 22 | 240 x 54 x 1 1/2 | 60 | 6000 x 1350 x 38 | 1500 | T5N__-RT54240 | 3,918 | 5,045 | 5,118 | 5,191 | 6,574 | 7,338 | 7,968 | 6,980 | 8,368 |
| 24 | 252 x 54 x 1 1/2 | 60 | 6300 x 1350 x 38 | 1500 | T5N__-RT54252 | 4,088 | 5,215 | 5,288 | 5,360 | 6,743 | 7,537 | 8,138 | 7,150 | 8,538 |


Surface 5. Smooth edge N. Specify matching (N) or contrasting (K, S, W) edge. Grommet/module option: specify no module (N) or an accent color (K, S, W) after the edge color and specify the type of grommet/module at the end of the product code.

| | | | | | | | | | | | | | | |
|--|------------------|----|------------------|------|--------------|-------|-------|-------|-------|-------|-------|-------|-------|-------|
| Oval surfaces | | | | | | | | | | | | | | |
| <i>Laminate surface 1 1/2" (38 mm) thick, 3 sections. Channel for cable management included with option of grommet(s), electrical module(s) or table center.</i> | | | | | | | | | | | | | | |
| Must be ordered separately: 4 leg kits or 4 bases. | | | | | | | | | | | | | | |
| 18 | 204 x 48 x 1 1/2 | 60 | 5100 x 1200 x 38 | 1500 | T5N__-048204 | 3,114 | 4,188 | 4,260 | 4,334 | 5,698 | 6,468 | 6,886 | 6,104 | 7,285 |
| 18 | 216 x 48 x 1 1/2 | 60 | 5400 x 1200 x 38 | 1500 | T5N__-048216 | 3,319 | 4,391 | 4,464 | 4,536 | 5,900 | 6,672 | 7,090 | 6,307 | 7,490 |
| 20 | 228 x 48 x 1 1/2 | 60 | 5700 x 1200 x 38 | 1500 | T5N__-048228 | 3,538 | 4,665 | 4,738 | 4,810 | 6,188 | 6,958 | 7,589 | 6,588 | 7,988 |
| 20 | 240 x 48 x 1 1/2 | 60 | 6000 x 1200 x 38 | 1500 | T5N__-048240 | 3,735 | 4,861 | 4,935 | 5,007 | 6,390 | 7,154 | 7,785 | 6,796 | 8,184 |
| 22 | 252 x 48 x 1 1/2 | 60 | 6300 x 1200 x 38 | 1500 | T5N__-048252 | 3,918 | 5,045 | 5,118 | 5,191 | 6,574 | 7,368 | 7,968 | 6,980 | 8,368 |
| 20 | 204 x 54 x 1 1/2 | 60 | 5100 x 1350 x 38 | 1500 | T5N__-054204 | 3,414 | 4,487 | 4,560 | 4,633 | 5,997 | 6,767 | 7,185 | 6,403 | 7,586 |
| 20 | 216 x 54 x 1 1/2 | 60 | 5400 x 1350 x 38 | 1500 | T5N__-054216 | 3,583 | 4,656 | 4,729 | 4,802 | 6,166 | 6,936 | 7,354 | 6,573 | 7,755 |
| 22 | 228 x 54 x 1 1/2 | 60 | 5700 x 1350 x 38 | 1500 | T5N__-054228 | 3,751 | 4,879 | 4,951 | 5,025 | 6,401 | 7,171 | 7,802 | 6,800 | 8,202 |
| 22 | 240 x 54 x 1 1/2 | 60 | 6000 x 1350 x 38 | 1500 | T5N__-054240 | 3,918 | 5,045 | 5,118 | 5,191 | 6,574 | 7,338 | 7,968 | 6,980 | 8,368 |
| 24 | 252 x 54 x 1 1/2 | 60 | 6300 x 1350 x 38 | 1500 | T5N__-054252 | 4,088 | 5,215 | 5,288 | 5,360 | 6,743 | 7,537 | 8,138 | 7,150 | 8,538 |

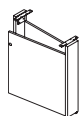
Surface 5. Smooth edge N. Specify matching (N) or contrasting (K, S, W) edge. Grommet/module option: specify no module (N) or an accent color (K, S, W) after the edge color and specify the type of grommet/module at the end of the product code.

LEGS, BASES AND ACCESSORIES FOR 3-SECTION SURFACES – 204" TO 252" W

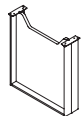
| | W x D x H (in) | W x D x H (mm) | Code | (\$) |
|---|----------------|----------------|----------------|------|
| Metal angled legs | | | | |
| <i>Kit of 2 steel legs. WM at the end of the code indicates that one leg will have a cavity for cable management.</i> | | | | |
| <i>Without cable management</i> | | | | |
| | 1 1/2 x 3 x 28 | 38 x 76 x 711 | TNNN_-ATL228 | 455 |
| Specify leg color (K, S, W). | | | | |
| <i>With cable management</i> | | | | |
| | 1 1/2 x 3 x 28 | 38 x 76 x 711 | TNNN_-ATL228WM | 485 |
| Specify leg color (K, S, W). | | | | |



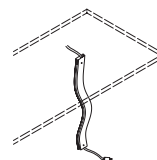
| | W x D x H (in) | W x D x H (mm) | Code | (\$) |
|---|-----------------|-----------------|----------------|------|
| Thermofused laminate bases | | | | |
| <i>Base accommodates cables that plug into a floor outlet. WM at the end of the code indicates a base with 110° hinges and a storage compartment with lock.</i> | | | | |
| <i>Without cable access</i> | | | | |
| | 24 x 4 3/4 x 28 | 618 x 120 x 711 | TNNNN-LB0524 | 630 |
| | 24 x 9 x 28 | 618 x 225 x 711 | TNNNN-LB0924 | 695 |
| <i>With cable access</i> | | | | |
| | 24 x 4 3/4 x 28 | 618 x 120 x 711 | TNNNN-LB0524WM | 752 |
| | 24 x 9 x 28 | 618 x 225 x 711 | TNNNN-LB0924WM | 883 |



| | W x D x H (in) | W x D x H (mm) | Code | (\$) |
|--|----------------|-----------------|-------------|------|
| U-shape combined base | | | | |
| <i>Laminate base with aluminum contours.</i> | | | | |
| | 24 x 6 x 28 | 630 x 150 x 711 | TNNN_-UCB24 | 663 |
| Specify accent color (K, S, W). | | | | |



| | W x D x H (in) | W x D x H (mm) | Code | (\$) |
|--|--------------------|----------------|-------|----------------------------|
| Fabric vertical wire cover | | | | |
| <i>Allows vertical cable management. Diameter of 2 1/2" (63 mm). With zipper. All United Chair® standard fabrics are applicable.</i> | | | | |
| | 2 1/2 x 2 1/2 x 52 | 63 x 63 x 1320 | DVW48 | 97 102 112 118 130 143 156 |
| Specify the fabric code at the end of the product code. | | | | |



| | W x D x H (in) | W x D x H (mm) | Code | (\$) |
|--|-------------------|----------------|-----------|------|
| Cable management fasteners | | | | |
| <i>Install beneath work surfaces. Make it possible to pinch cables beneath the work surface for cable management. Grey. Pack of 5.</i> | | | | |
| | 5 1/2 x 1 1/2 x 1 | 140 x 40 x 25 | LGC-WMC05 | 112 |

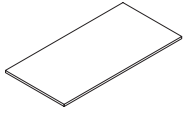


QUORUM MULTICONFERENCE

| Approx. no. of seats | W x D x H (in) | W x D x H (mm) | Code | (\$) | With options: | | | | | |
|----------------------|----------------|----------------|------|------|---------------|---------|---------|---------|----------|-----------|
| | | | | | GC (\$) | G2 (\$) | PC (\$) | P2 (\$) | CPC (\$) | CPP2 (\$) |

1-SECTION SURFACES FOR VIVA AND TRIA BASES – 96" W

Rectangular surfaces



Laminate surface 1 1/2" (38 mm) thick. Channel for cable management included with option of grommet(s), electrical module(s) or table center.

Must be ordered separately: 2 VIVA or TRIA bases.

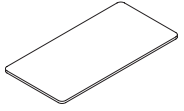
| | | | | | | | | | | |
|---|-----------------|------------------|---------------|-------|-------|-------|-------|-------|-------|-------|
| 8 | 96 x 48 x 1 1/2 | 2400 x 1200 x 38 | T5N_-RC4896VT | 1,206 | 1,672 | 1,746 | 2,157 | 3,607 | 2,558 | 4,522 |
| 8 | 96 x 54 x 1 1/2 | 2400 x 1350 x 38 | T5N_-RC5496VT | 1,366 | 1,834 | 1,907 | 2,319 | 3,768 | 2,719 | 4,684 |

Surface 5. Smooth edge N. Specify matching (N) or contrasting (K, S, W) edge. Grommet/module option: specify no module (N) or an accent color (K, S, W) after the edge color and specify the type of grommet/module at the end of the product code.

| | | | | | | | | | | |
|---|-----------------|------------------|---------------|-------|-------|-------|-------|-------|-------|-------|
| 8 | 96 x 48 x 1 1/2 | 2400 x 1200 x 38 | T5K_-RC4896VT | 1,507 | 1,973 | 2,047 | 2,459 | 3,908 | 2,860 | 4,825 |
| 8 | 96 x 54 x 1 1/2 | 2400 x 1350 x 38 | T5K_-RC5496VT | 1,707 | 2,175 | 2,247 | 2,660 | 4,109 | 3,059 | 5,025 |

Surface 5. Knife edge K. Specify matching (N) or contrasting (K, S, W) edge. Grommet/module option: specify no module (N) or an accent color (K, S, W) after the edge color and specify the type of grommet/module at the end of the product code.

Rectangular surfaces with radius corners



Laminate surface 1 1/2" (38 mm) thick. Channel for cable management included with option of grommet(s), electrical module(s) or table center.

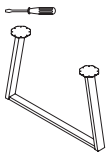
Must be ordered separately: 2 VIVA or TRIA bases.

| | | | | | | | | | | |
|---|-----------------|------------------|----------------|-------|-------|-------|-------|-------|-------|-------|
| 8 | 96 x 48 x 1 1/2 | 2400 x 1200 x 38 | T5N_-RCR4896VT | 1,331 | 1,797 | 1,870 | 2,283 | 3,732 | 2,683 | 4,648 |
| 8 | 96 x 54 x 1 1/2 | 2400 x 1350 x 38 | T5N_-RCR5496VT | 1,431 | 1,898 | 1,970 | 2,383 | 3,832 | 2,784 | 4,749 |

Surface 5. Smooth edge N. Specify matching (N) or contrasting (K, S, W) edge. Grommet/module option: specify no module (N) or an accent color (K, S, W) after the edge color and specify the type of grommet/module at the end of the product code.

VIVA AND TRIA BASES AND ACCESSORIES FOR 1-SECTION SURFACES – 96" W

Metal and wood VIVA bases



2 metal angled legs with wood crosspiece. **WM** at the end of the code indicates that one leg will have a cavity for cable management.

Without cable management

| | | | |
|-------------|-----------------|---------------|-----|
| 42 x 3 x 28 | 1066 x 76 x 711 | TNNN_-VBTL228 | 637 |
|-------------|-----------------|---------------|-----|

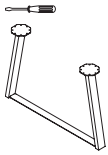
Specify leg color (K,S,W). Specify wood finish at the end of the product code (W20, W21).

With cable management

| | | | |
|-------------|-----------------|-----------------|-----|
| 42 x 3 x 28 | 1066 x 76 x 711 | TNNN_-VBTL228WM | 668 |
|-------------|-----------------|-----------------|-----|

Specify leg color (K,S,W). Specify wood finish at the end of the product code (W20, W21).

Metal VIVA bases



2 angled legs with metal crosspiece. **WM** at the end of the code indicates that one leg will have a cavity for cable management.

Without cable management

| | | | |
|-------------|-----------------|---------------|-----|
| 42 x 3 x 28 | 1066 x 76 x 711 | TNNN_-VMTL228 | 539 |
|-------------|-----------------|---------------|-----|

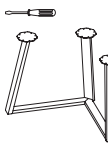
Specify base color (K, S, W).

With cable management

| | | | |
|-------------|-----------------|-----------------|-----|
| 42 x 3 x 28 | 1066 x 76 x 711 | TNNN_-VMTL228WM | 571 |
|-------------|-----------------|-----------------|-----|

Specify base color (K, S, W).

Metal and wood TRIA bases



3 metal angled legs with wood crosspieces. **WM** at the end of the code indicates that one leg will have a cavity for cable management.

Without cable management

| | | | |
|--------------|------------------|---------------|-------|
| 41 x 23 x 28 | 1030 x 572 x 711 | TNNN_-TBTL328 | 1,086 |
|--------------|------------------|---------------|-------|

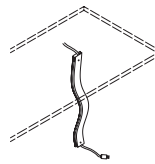
Specify leg color (K,S,W). Specify wood finish at the end of the product code (W20, W21).

With cable management

| | | | |
|--------------|------------------|-----------------|-------|
| 41 x 23 x 28 | 1030 x 572 x 711 | TNNN_-TBTL328WM | 1,115 |
|--------------|------------------|-----------------|-------|

Specify leg color (K,S,W). Specify wood finish at the end of the product code (W20, W21).

Fabric vertical wire cover



Allows vertical cable management. Diameter of 2 1/2" (63 mm). With zipper. All United Chair® standard fabrics are applicable.

| W x D x H (in) | W x D x H (mm) | Code | (\$) | Gr1 | Gr2 | Gr3 | Gr4 | Gr5 | Gr6 | Gr8 |
|--------------------|----------------|-------|------|-----|-----|-----|-----|-----|-----|-----|
| 2 1/2 x 2 1/2 x 52 | 63 x 63 x 1320 | DVW48 | | 97 | 102 | 112 | 118 | 130 | 143 | 156 |

Specify the fabric code at the end of the product code.

Cable management fasteners



Install beneath work surfaces. Make it possible to pinch cables beneath the work surface for cable management. Grey. Pack of 5.

| | | | | | | | | | | |
|-------------------|---------------|-----------|--|--|--|--|--|--|--|-----|
| 5 1/2 x 1 1/2 x 1 | 140 x 40 x 25 | LGC-WMC05 | | | | | | | | 112 |
|-------------------|---------------|-----------|--|--|--|--|--|--|--|-----|

TECHNOLOGY INTEGRATION



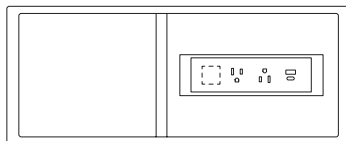
GC, G2
Grommet(s)



PC, P2
Electrical/communication module(s)




Can accept a connector
(LGC-RJ45K, LGC-HDMI_, LGC-USBC, etc.)



CPC, CPP2
Table center with electrical/communication module(s)

POSITIONING



GC, PC, CPC



G2, P2



CPP2

= ASSEMBLY REQUIRED

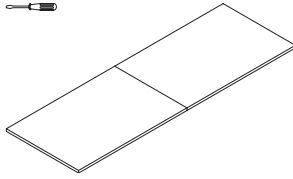
= QUICKSHIP PROGRAM

Approx. no. of seats W x D x H (in) W x D x H (mm) Code (\$)

With options: GC G2 G3 PC P2 P3 CPC CPP2 (\$)

2-SECTION SURFACES FOR LONG-SPAN TABLES – 108" TO 192" W

Rectangular surfaces for long-span tables



Laminate surface 1 1/2" (38 mm) thick, 2 sections. Reinforcement channel for cable management included.

Must be ordered separately: 2 leg kits or 2 bases.

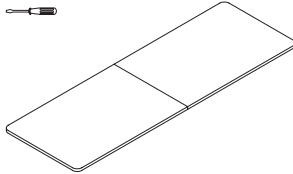
| | | | | | | | | | | | | | |
|----|------------------|------------------|-----|-----------|-------|-------|-------|-------|-------|-------|-------|-------|-------|
| 10 | 108 x 48 x 1 1/2 | 2700 x 1200 x 38 | T5N | -RCP48108 | 2,083 | 2,156 | 2,230 | 2,302 | 2,599 | 3,951 | 4,564 | 3,000 | 4,964 |
| 10 | 120 x 48 x 1 1/2 | 3000 x 1200 x 38 | T5N | -RCP48120 | 2,270 | 2,343 | 2,417 | 2,489 | 2,786 | 4,144 | 4,751 | 3,186 | 5,150 |
| 10 | 132 x 48 x 1 1/2 | 3300 x 1200 x 38 | T5N | -RCP48132 | 2,409 | 2,482 | 2,555 | 2,628 | 2,926 | 4,283 | 4,896 | 3,325 | 5,303 |
| 12 | 144 x 48 x 1 1/2 | 3600 x 1200 x 38 | T5N | -RCP48144 | 2,548 | 2,620 | 2,694 | 2,767 | 3,044 | 4,598 | 5,101 | 4,348 | 5,501 |
| 12 | 156 x 48 x 1 1/2 | 3900 x 1200 x 38 | T5N | -RCP48156 | 2,727 | 2,800 | 2,872 | 2,946 | 3,224 | 4,777 | 5,287 | 4,534 | 5,686 |
| 14 | 168 x 48 x 1 1/2 | 4200 x 1200 x 38 | T5N | -RCP48168 | 2,868 | 2,940 | 3,013 | 3,087 | 3,364 | 4,953 | 5,470 | 4,711 | 5,870 |
| 14 | 180 x 48 x 1 1/2 | 4500 x 1200 x 38 | T5N | -RCP48180 | 3,000 | 3,072 | 3,145 | 3,218 | 3,494 | 5,091 | 5,608 | 4,843 | 6,007 |
| 16 | 192 x 48 x 1 1/2 | 4800 x 1200 x 38 | T5N | -RCP48192 | 3,136 | 3,209 | 3,281 | 3,354 | 3,630 | 5,246 | 5,744 | 4,980 | 6,144 |
| 12 | 108 x 54 x 1 1/2 | 2700 x 1350 x 38 | T5N | -RCP54108 | 2,256 | 2,329 | 2,401 | 2,474 | 2,771 | 4,124 | 4,736 | 3,171 | 5,136 |
| 12 | 120 x 54 x 1 1/2 | 3000 x 1350 x 38 | T5N | -RCP54120 | 2,445 | 2,518 | 2,591 | 2,663 | 2,960 | 4,319 | 4,925 | 3,362 | 5,326 |
| 12 | 132 x 54 x 1 1/2 | 3300 x 1350 x 38 | T5N | -RCP54132 | 2,584 | 2,657 | 2,729 | 2,802 | 3,099 | 4,457 | 5,069 | 3,498 | 5,476 |
| 14 | 144 x 54 x 1 1/2 | 3600 x 1350 x 38 | T5N | -RCP54144 | 2,715 | 2,787 | 2,860 | 2,933 | 3,230 | 4,633 | 5,245 | 3,629 | 5,667 |
| 14 | 156 x 54 x 1 1/2 | 3900 x 1350 x 38 | T5N | -RCP54156 | 2,903 | 2,976 | 3,048 | 3,121 | 3,418 | 4,951 | 5,460 | 3,799 | 5,862 |
| 16 | 168 x 54 x 1 1/2 | 4200 x 1350 x 38 | T5N | -RCP54168 | 3,034 | 3,107 | 3,179 | 3,252 | 3,549 | 5,121 | 5,630 | 3,920 | 6,036 |
| 16 | 180 x 54 x 1 1/2 | 4500 x 1350 x 38 | T5N | -RCP54180 | 3,166 | 3,238 | 3,311 | 3,384 | 3,681 | 5,258 | 5,767 | 4,041 | 6,173 |
| 18 | 192 x 54 x 1 1/2 | 4800 x 1350 x 38 | T5N | -RCP54192 | 3,312 | 3,384 | 3,457 | 3,530 | 3,827 | 5,423 | 5,919 | 4,162 | 6,321 |

Surface 5. Smooth edge N. Specify matching (N) or contrasting (K, S, W) edge. Grommet/module option: specify no module (N) or an accent color (K, S, W) after the edge color and specify the type of grommet/module at the end of the product code.

| | | | | | | | | | | | | | |
|----|------------------|------------------|-----|-----------|-------|-------|-------|-------|-------|-------|-------|-------|-------|
| 10 | 108 x 48 x 1 1/2 | 2700 x 1200 x 38 | T5K | -RCP48108 | 2,470 | 2,542 | 2,615 | 2,687 | 2,984 | 4,337 | 4,949 | 3,386 | 5,350 |
| 10 | 120 x 48 x 1 1/2 | 3000 x 1200 x 38 | T5K | -RCP48120 | 2,693 | 2,765 | 2,838 | 2,911 | 3,208 | 4,566 | 5,172 | 3,608 | 5,573 |
| 10 | 132 x 48 x 1 1/2 | 3300 x 1200 x 38 | T5K | -RCP48132 | 2,866 | 2,938 | 3,011 | 3,084 | 3,380 | 4,739 | 5,353 | 3,782 | 5,757 |
| 12 | 144 x 48 x 1 1/2 | 3600 x 1200 x 38 | T5K | -RCP48144 | 3,039 | 3,112 | 3,185 | 3,257 | 3,554 | 4,938 | 5,552 | 3,966 | 5,992 |
| 12 | 156 x 48 x 1 1/2 | 3900 x 1200 x 38 | T5K | -RCP48156 | 3,252 | 3,324 | 3,397 | 3,469 | 3,766 | 5,167 | 5,781 | 4,150 | 6,211 |
| 14 | 168 x 48 x 1 1/2 | 4200 x 1200 x 38 | T5K | -RCP48168 | 3,423 | 3,496 | 3,570 | 3,642 | 3,939 | 5,396 | 6,010 | 4,334 | 6,425 |
| 14 | 180 x 48 x 1 1/2 | 4500 x 1200 x 38 | T5K | -RCP48180 | 3,589 | 3,662 | 3,736 | 3,808 | 4,105 | 5,524 | 6,138 | 4,518 | 6,598 |
| 16 | 192 x 48 x 1 1/2 | 4800 x 1200 x 38 | T5K | -RCP48192 | 3,761 | 3,834 | 3,906 | 3,979 | 4,276 | 5,751 | 6,365 | 4,702 | 6,768 |
| 12 | 108 x 54 x 1 1/2 | 2700 x 1350 x 38 | T5K | -RCP54108 | 2,685 | 2,758 | 2,831 | 2,904 | 3,201 | 4,553 | 5,166 | 3,600 | 5,565 |
| 12 | 120 x 54 x 1 1/2 | 3000 x 1350 x 38 | T5K | -RCP54120 | 2,910 | 2,982 | 3,055 | 3,127 | 3,424 | 4,783 | 5,396 | 3,826 | 5,790 |
| 12 | 132 x 54 x 1 1/2 | 3300 x 1350 x 38 | T5K | -RCP54132 | 3,082 | 3,155 | 3,229 | 3,301 | 3,598 | 4,957 | 5,569 | 3,999 | 5,975 |
| 14 | 144 x 54 x 1 1/2 | 3600 x 1350 x 38 | T5K | -RCP54144 | 3,246 | 3,319 | 3,391 | 3,464 | 3,761 | 5,119 | 5,732 | 4,183 | 6,199 |
| 14 | 156 x 54 x 1 1/2 | 3900 x 1350 x 38 | T5K | -RCP54156 | 3,468 | 3,541 | 3,614 | 3,687 | 3,984 | 5,348 | 5,961 | 4,367 | 6,427 |
| 16 | 168 x 54 x 1 1/2 | 4200 x 1350 x 38 | T5K | -RCP54168 | 3,634 | 3,707 | 3,781 | 3,853 | 4,150 | 5,519 | 6,132 | 4,551 | 6,636 |
| 16 | 180 x 54 x 1 1/2 | 4500 x 1350 x 38 | T5K | -RCP54180 | 3,798 | 3,871 | 3,945 | 4,017 | 4,314 | 5,683 | 6,296 | 4,735 | 6,807 |
| 18 | 192 x 54 x 1 1/2 | 4800 x 1350 x 38 | T5K | -RCP54192 | 3,980 | 4,052 | 4,126 | 4,199 | 4,496 | 5,865 | 6,478 | 4,919 | 6,988 |

Surface 5. Knife edge K. Specify matching (N) or contrasting (K, S, W) edge. Grommet/module option: specify no module (N) or an accent color (K, S, W) after the edge color and specify the type of grommet/module at the end of the product code.

Rectangular surfaces with radius corners for long-span tables



Laminate surface 1 1/2" (38 mm) thick, 2 sections. Reinforcement channel for cable management included.

Must be ordered separately: 2 leg kits or 2 bases.

| | | | | | | | | | | | | | |
|----|------------------|------------------|-----|------------|-------|-------|-------|-------|-------|-------|-------|-------|-------|
| 10 | 108 x 48 x 1 1/2 | 2700 x 1200 x 38 | T5N | -RCRP48108 | 2,248 | 2,322 | 2,395 | 2,467 | 2,764 | 4,116 | 4,729 | 3,164 | 5,128 |
| 10 | 120 x 48 x 1 1/2 | 3000 x 1200 x 38 | T5N | -RCRP48120 | 2,439 | 2,511 | 2,584 | 2,657 | 2,954 | 4,312 | 4,918 | 3,353 | 5,317 |
| 10 | 132 x 48 x 1 1/2 | 3300 x 1200 x 38 | T5N | -RCRP48132 | 2,576 | 2,649 | 2,721 | 2,794 | 3,091 | 4,450 | 5,062 | 3,491 | 5,468 |
| 12 | 144 x 48 x 1 1/2 | 3600 x 1200 x 38 | T5N | -RCRP48144 | 2,701 | 2,773 | 2,846 | 2,918 | 3,215 | 4,653 | 5,265 | 3,630 | 5,654 |
| 12 | 156 x 48 x 1 1/2 | 3900 x 1200 x 38 | T5N | -RCRP48156 | 2,888 | 2,960 | 3,033 | 3,105 | 3,402 | 4,845 | 5,457 | 3,776 | 5,847 |
| 14 | 168 x 48 x 1 1/2 | 4200 x 1200 x 38 | T5N | -RCRP48168 | 3,027 | 3,100 | 3,172 | 3,244 | 3,541 | 4,934 | 5,546 | 3,915 | 6,029 |
| 14 | 180 x 48 x 1 1/2 | 4500 x 1200 x 38 | T5N | -RCRP48180 | 3,159 | 3,232 | 3,304 | 3,377 | 3,674 | 5,066 | 5,678 | 4,054 | 6,167 |
| 16 | 192 x 48 x 1 1/2 | 4800 x 1200 x 38 | T5N | -RCRP48192 | 3,306 | 3,378 | 3,451 | 3,524 | 3,821 | 5,213 | 5,825 | 4,193 | 6,313 |
| 12 | 108 x 54 x 1 1/2 | 2700 x 1350 x 38 | T5N | -RCRP54108 | 2,389 | 2,463 | 2,536 | 2,608 | 2,905 | 4,257 | 4,870 | 3,304 | 5,269 |
| 12 | 120 x 54 x 1 1/2 | 3000 x 1350 x 38 | T5N | -RCRP54120 | 2,593 | 2,666 | 2,739 | 2,812 | 3,109 | 4,466 | 5,079 | 3,509 | 5,474 |
| 12 | 132 x 54 x 1 1/2 | 3300 x 1350 x 38 | T5N | -RCRP54132 | 2,745 | 2,817 | 2,890 | 2,962 | 3,259 | 4,618 | 5,231 | 3,660 | 5,636 |
| 14 | 144 x 54 x 1 1/2 | 3600 x 1350 x 38 | T5N | -RCRP54144 | 2,891 | 2,963 | 3,036 | 3,108 | 3,405 | 4,757 | 5,370 | 3,809 | 5,844 |
| 14 | 156 x 54 x 1 1/2 | 3900 x 1350 x 38 | T5N | -RCRP54156 | 3,093 | 3,166 | 3,238 | 3,311 | 3,608 | 4,960 | 5,573 | 3,958 | 6,052 |
| 16 | 168 x 54 x 1 1/2 | 4200 x 1350 x 38 | T5N | -RCRP54168 | 3,254 | 3,326 | 3,399 | 3,472 | 3,769 | 5,121 | 5,734 | 4,107 | 6,256 |
| 16 | 180 x 54 x 1 1/2 | 4500 x 1350 x 38 | T5N | -RCRP54180 | 3,406 | 3,478 | 3,551 | 3,624 | 3,921 | 5,273 | 5,886 | 4,246 | 6,414 |
| 18 | 192 x 54 x 1 1/2 | 4800 x 1350 x 38 | T5N | -RCRP54192 | 3,563 | 3,636 | 3,709 | 3,782 | 4,079 | 5,431 | 6,044 | 4,385 | 6,570 |

Surface 5. Smooth edge N. Specify matching (N) or contrasting (K, S, W) edge. Grommet/module option: specify no module (N) or an accent color (K, S, W) after the edge color and specify the type of grommet/module at the end of the product code.

TECHNOLOGY INTEGRATION



GC, G2, G3
Grommet(s)



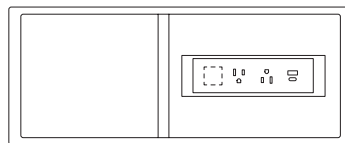
PC, P2, P3
Electrical/communication module(s)



Can accept a connector
(LGC-RJ45K, LGC-HDMI, LGC-USBC, etc.)

QUICKSHIP PROGRAM

ASSEMBLY REQUIRED



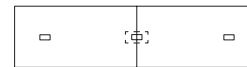
CPC, CPP2
Table center with electrical/communication module(s)

POSITIONING



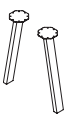


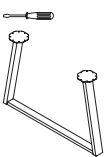
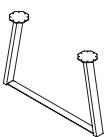
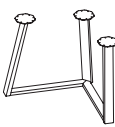
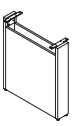




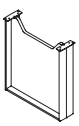

GC, PC, CPC

G2, P2

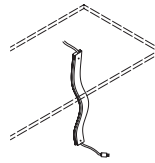


G3, P3, CPP2

QUORUM MULTICONFERENCE

| | W x D x H (in) | W x D x H (mm) | Code | (\$) |
|--|---|------------------|--|-------|
| LEGS, BASES AND ACCESSORIES FOR LONG-SPAN TABLES | | | | |
| Metal angled legs | Kit of 2 metal legs. WM at the end of the code indicates that one leg will have a cavity for cable management. | | | |
|  | Without cable management | | | |
| | 1½ x 3 x 28 | 38 x 76 x 711 | TNNN_-ATL228  | 455 |
| | Specify leg color (K,S,W). | | | |
| | With cable management | | | |
| | 1½ x 3 x 28 | 38 x 76 x 711 | TNNN_-ATL228WM  | 485 |
| | Specify leg color (K,S,W). | | | |
| Metal and wood VIVA bases | 2 metal angled legs with wood crosspiece. WM at the end of the code indicates that one leg will have a cavity for cable management | | | |
|  | Without cable management | | | |
| | 42 x 3 x 28 | 1066 x 76 x 711 | TNNN_-VBTL228 | 637 |
| | Specify leg color (K,S,W). Specify wood finish at the end of the product code (W20, W21). | | | |
| | With cable management | | | |
| | 42 x 3 x 28 | 1066 x 76 x 711 | TNNN_-VBTL228WM | 668 |
| | Specify leg color (K,S,W). Specify wood finish at the end of the product code (W20, W21). | | | |
| Metal VIVA bases | 2 angled legs with metal crosspiece. WM at the end of the code indicates that one leg will have a cavity for cable management. | | | |
|  | Without cable management | | | |
| | 42 x 3 x 28 | 1066 x 76 x 711 | TNNN_-VMTL228 | 539 |
| | Specify base color (K, S, W). | | | |
| | With cable management | | | |
| | 42 x 3 x 28 | 1066 x 76 x 711 | TNNN_-VMTL228WM | 571 |
| | Specify base color (K, S, W). | | | |
| Metal and wood TRIA bases | 3 metal angled legs with wood crosspieces. WM at the end of the code indicates that one leg will have a cavity for cable management. | | | |
|  | Without cable management | | | |
| | 41 x 23 x 28 | 1030 x 572 x 711 | TNNN_-TBTL328 | 1,086 |
| | Specify leg color (K,S,W). Specify wood finish at the end of the product code (W20, W21). | | | |
| | With cable management | | | |
| | 41 x 23 x 28 | 1030 x 572 x 711 | TNNN_-TBTL328WM | 1,115 |
| | Specify leg color (K,S,W). Specify wood finish at the end of the product code (W20, W21). | | | |
| Thermofused laminate bases | Base accommodates cables that plug into a floor outlet. WM at the end of the code indicates a base with 110° hinges and a storage compartment with lock. | | | |
|  | Without cable access | | | |
| | 24 x 4¾ x 28 | 618 x 120 x 711 | TNNNN-LB0524  | 630 |
| | 24 x 9 x 28 | 618 x 225 x 711 | TNNNN-LB0924  | 695 |
| | With cable access | | | |
| | 24 x 4¾ x 28 | 618 x 120 x 711 | TNNNN-LB0524WM  | 752 |
| | 24 x 9 x 28 | 618 x 225 x 711 | TNNNN-LB0924WM  | 883 |
| U-shape combined base | Laminate base with aluminum contours. | | | |
|  | 24 x 6 x 28 | 630 x 150 x 711 | TNNN_-UCB24  | 663 |
| | Specify accent color (K, S, W). | | | |

Fabric vertical wire cover



W x D x H (in) W x D x H (mm) Code (\$)

Allows vertical cable management. Diameter of 2½" (63 mm). With zipper. All United Chair® standard fabrics are applicable.

| | Gr1 | Gr2 | Gr3 | Gr4 | Gr5 | Gr6 | Gr8 |
|--------------|-----|-----|------|-------|-----|-----|---------------------|
| 2½ x 2½ x 52 | 63 | 63 | 1320 | DVW48 | 97 | 102 | 112 118 130 143 156 |

Specify the fabric code at the end of the product code.

Cable management fasteners



Install beneath work surfaces. Make it possible to pinch cables beneath the work surface for cable management. Grey. Pack of 5.

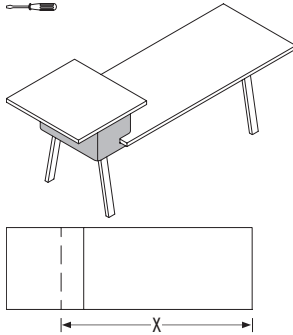
| W x D x H (in) | W x D x H (mm) | Code | (\$) |
|----------------|----------------|---|------|
| 5½ x 1½ x 1 | 140 x 40 x 25 | LGC-WMC05  | 112 |

Approx. no. of seats W x D x H (in) X (in) W x D x H (mm) X (mm) Code (\$)

With options: GC (\$), G2 (\$), PC (\$), P2 (\$), CPC (\$), CPP (\$)

2-LEVEL SHARED TABLES – 36" OR 42" D

2-level shared tables – rectangular surfaces



Laminate surface 1 1/2" (38 mm) thick, 2 sections. 1 main surface 29 1/2" H (749 mm) and 1 raised surface to accommodate 1 upholstered support element. Channel for cable management included with option of grommet(s), electrical module(s) or table center. 4 metal legs included, one of them with a cavity for cable management. **Must be ordered separately:** upholstered support element. Please refer to the upholstery guide for applicable fabrics.

| | | | | | | | | | | | | |
|---|--------------------------|----|------------------------|------|-----------------|-------|-------|-------|-------|-------|-------|-------|
| 6 | 96 x 36 x 36 1/2-42 1/2 | 72 | 2400 x 900 x 927-1080 | 1800 | T5N --CDRC3696 | 2,517 | 2,589 | 2,662 | 2,983 | 4,305 | 3,457 | 4,736 |
| 6 | 108 x 36 x 36 1/2-42 1/2 | 84 | 2700 x 900 x 927-1080 | 2100 | T5N --CDRC36108 | 2,595 | 2,669 | 2,741 | 3,062 | 4,414 | 3,900 | 4,815 |
| 6 | 120 x 36 x 36 1/2-42 1/2 | 96 | 3000 x 900 x 927-1080 | 2400 | T5N --CDRC36120 | 2,681 | 2,753 | 2,826 | 3,147 | 4,500 | 3,620 | 4,905 |
| 6 | 96 x 42 x 36 1/2-42 1/2 | 72 | 2400 x 1050 x 927-1080 | 1800 | T5N --CDRC4296 | 2,595 | 2,669 | 2,741 | 3,062 | 4,385 | 3,535 | 4,815 |
| 6 | 108 x 42 x 36 1/2-42 1/2 | 84 | 2700 x 1050 x 927-1080 | 2100 | T5N --CDRC42108 | 2,686 | 2,759 | 2,833 | 3,154 | 4,506 | 3,991 | 4,905 |
| 6 | 120 x 42 x 36 1/2-42 1/2 | 96 | 3000 x 1050 x 927-1080 | 2400 | T5N --CDRC42120 | 2,778 | 2,850 | 2,924 | 3,244 | 4,597 | 3,717 | 5,003 |

Surface 5. Smooth edge N. Specify matching (N) or contrasting (K, S, W) edge. Specify accent color (K, S, W). Grommet/module option: specify the type of grommet/module at the end of the product code.


| | | | | | | | | | | | | |
|---|--------------------------|----|------------------------|------|-----------------|-------|-------|-------|-------|-------|-------|-------|
| 6 | 96 x 36 x 36 1/2-42 1/2 | 72 | 2400 x 900 x 927-1080 | 1800 | T5K --CDRC3696 | 3,202 | 3,275 | 3,347 | 3,669 | 4,991 | 4,142 | 5,422 |
| 6 | 108 x 36 x 36 1/2-42 1/2 | 84 | 2700 x 900 x 927-1080 | 2100 | T5K --CDRC36108 | 3,280 | 3,353 | 3,425 | 3,748 | 5,100 | 4,584 | 5,500 |
| 6 | 120 x 36 x 36 1/2-42 1/2 | 96 | 3000 x 900 x 927-1080 | 2400 | T5K --CDRC36120 | 3,366 | 3,439 | 3,511 | 3,832 | 5,184 | 4,305 | 5,591 |
| 6 | 96 x 42 x 36 1/2-42 1/2 | 72 | 2400 x 1050 x 927-1080 | 1800 | T5K --CDRC4296 | 3,280 | 3,353 | 3,425 | 3,748 | 5,069 | 4,221 | 5,500 |
| 6 | 108 x 42 x 36 1/2-42 1/2 | 84 | 2700 x 1050 x 927-1080 | 2100 | T5K --CDRC42108 | 3,372 | 3,444 | 3,517 | 3,838 | 5,191 | 4,675 | 5,591 |
| 6 | 120 x 42 x 36 1/2-42 1/2 | 96 | 3000 x 1050 x 927-1080 | 2400 | T5K --CDRC42120 | 3,463 | 3,535 | 3,608 | 3,929 | 5,282 | 4,403 | 5,688 |

Surface 5. Knife edge K. Specify matching (N) or contrasting (K, S, W) edge. Specify accent color (K, S, W). Grommet/module option: specify the type of grommet/module at the end of the product code.

| | | | | | | | | | | | | |
|--|-----------------|---------|-------|-------|-------|-------|-------|-------|-------|-----|-----|-----|
| Upholstered support element for 36" D (900 mm) raised surface | | | | | | Gr1 | Gr2 | Gr3 | Gr4 | Gr5 | Gr6 | Gr8 |
| 16 x 29 x 7 | 400 x 725 x 178 | TSM2907 | 1,412 | 1,437 | 1,455 | 1,469 | 1,493 | 1,528 | 1,583 | | | |
| Upholstered support element for 42" D (1050 mm) raised surface | | | | | | | | | | | | |
| 16 x 29 x 13 | 400 x 725 x 331 | TSM2913 | 1,498 | 1,522 | 1,547 | 1,576 | 1,607 | 1,673 | 1,764 | | | |

Specify the fabric code at the end of the product code.

2-level shared tables – rectangular surfaces with radius corners



Laminate surface 1 1/2" (38 mm) thick, 2 sections. 1 main surface 29 1/2" H (749 mm) and 1 raised surface to accommodate 1 upholstered support element. Channel for cable management included with option of grommet(s), electrical module(s) or table center. 4 metal legs included, one of them with a cavity for cable management. **Must be ordered separately:** upholstered support element. Please refer to the upholstery guide for applicable fabrics.

| | | | | | | | | | | | | |
|---|--------------------------|----|------------------------|------|------------------|-------|-------|-------|-------|-------|-------|-------|
| 6 | 96 x 36 x 36 1/2-42 1/2 | 72 | 2400 x 900 x 927-1080 | 1800 | T5N --CDRCR3696 | 2,844 | 2,916 | 2,989 | 3,311 | 4,633 | 3,784 | 5,063 |
| 6 | 108 x 36 x 36 1/2-42 1/2 | 84 | 2700 x 900 x 927-1080 | 2100 | T5N --CDRCR36108 | 2,924 | 2,996 | 3,069 | 3,390 | 4,742 | 4,226 | 5,143 |
| 6 | 120 x 36 x 36 1/2-42 1/2 | 96 | 3000 x 900 x 927-1080 | 2400 | T5N --CDRCR36120 | 3,007 | 3,080 | 3,154 | 3,474 | 4,827 | 3,948 | 5,234 |
| 6 | 96 x 42 x 36 1/2-42 1/2 | 72 | 2400 x 1050 x 927-1080 | 1800 | T5N --CDRCR4296 | 2,924 | 2,996 | 3,069 | 3,390 | 4,711 | 3,862 | 5,143 |
| 6 | 108 x 42 x 36 1/2-42 1/2 | 84 | 2700 x 1050 x 927-1080 | 2100 | T5N --CDRCR42108 | 3,013 | 3,087 | 3,159 | 3,482 | 4,832 | 4,318 | 5,234 |
| 6 | 120 x 42 x 36 1/2-42 1/2 | 96 | 3000 x 1050 x 927-1080 | 2400 | T5N --CDRCR42120 | 3,104 | 3,178 | 3,251 | 3,572 | 4,924 | 4,045 | 5,331 |

Surface 5. Smooth edge N. Specify matching (N) or contrasting (K, S, W) edge. Specify accent color (K, S, W). Grommet/module option: specify the type of grommet/module at the end of the product code.

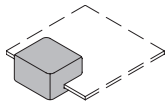
| | | | | | | | | | | | | |
|--|-----------------|---------|-------|-------|-------|-------|-------|-------|-------|-----|-----|-----|
| Upholstered support element for 36" D (900 mm) raised surface | | | | | | Gr1 | Gr2 | Gr3 | Gr4 | Gr5 | Gr6 | Gr8 |
| 16 x 29 x 7 | 400 x 725 x 178 | TSM2907 | 1,412 | 1,437 | 1,455 | 1,469 | 1,493 | 1,528 | 1,583 | | | |
| Upholstered support element for 42" D (1050 mm) raised surface | | | | | | | | | | | | |
| 16 x 29 x 13 | 400 x 725 x 331 | TSM2913 | 1,498 | 1,522 | 1,547 | 1,576 | 1,607 | 1,673 | 1,764 | | | |

Specify the fabric code at the end of the product code.

W x D x H (in) W x D x H (mm) Code (\$)

TABLE LECTERN

Upholstered lectern – 36" H



Installs on top of a freestanding table 29 1/2" H (749 mm) whose top is 1 1/2" (38 mm) thick, and only on a smooth edge. Tool-free installation. Total height 36 1/2" H (927 mm) once installed on a surface. Please refer to the upholstery guide for applicable fabrics.

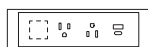
| | | | | | | | | | |
|-------------|-----------------|---------|-------|-------|-------|-------|-------|-------|-------|
| 20 x 18 x 9 | 500 x 450 x 229 | TLC1820 | 1,304 | 1,329 | 1,346 | 1,371 | 1,395 | 1,450 | 1,517 |
|-------------|-----------------|---------|-------|-------|-------|-------|-------|-------|-------|

Specify the fabric code at the end of the product code.

TECHNOLOGY INTEGRATION



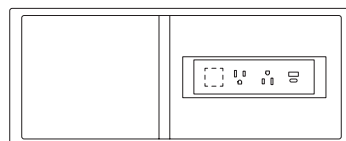
GC, G2
Grommet(s)



PC, P2
Electrical/communication module(s)

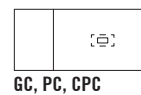


Can accept a connector
(LGC-RJ45K, LGC-HDMI, LGC-USBC, etc.)

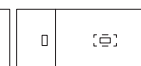


CPC, CPP
Table center with electrical/communication module

POSITIONING



GC, PC, CPC



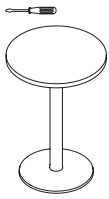
G2, P2, CPP

QUORUM MULTICONFERENCE

Approx. no. of seats W x D x H (in) W x D x H (mm) Code (\$) With options: GC PC (\$)

MEETING TABLES

Round tables with disc base – 42" H



Laminate surfaces 1" (25 mm) or 1/2" (38 mm) thick. Metal disc base with integrated cable management. Option of grommet or electrical module.

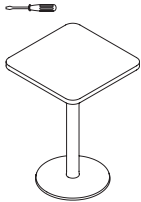
| | | | | | | | |
|---|--------------|------------------|-----|----------|-------|-------|-------|
| 2 | 30 x 30 x 42 | 750 x 750 x 1067 | T1N | -R3042DC | 1,243 | 1,316 | 1,711 |
| 4 | 36 x 36 x 42 | 900 x 900 x 1067 | T1N | -R3642DC | 1,279 | 1,353 | 1,747 |

Surface 1. Smooth edge N. Specify matching (N) or contrasting (K, S, W) edge. Specify accent color (K, S, W). Grommet/module option: specify the type of grommet/module at the end of the product code.

| | | | | | | | |
|---|------------------|------------------|-----|----------|-------|-------|-------|
| 2 | 30 x 30 x 42 1/2 | 750 x 750 x 1080 | T5N | -R3042DC | 1,280 | 1,354 | 1,748 |
| 4 | 36 x 36 x 42 1/2 | 900 x 900 x 1080 | T5N | -R3642DC | 1,324 | 1,398 | 1,792 |

Surface 5. Smooth edge N. Specify matching (N) or contrasting (K, S, W) edge. Specify accent color (K, S, W). Grommet/module option: specify the type of grommet/module at the end of the product code.

Square tables with radius corners and disc base – 42" H



Laminate surfaces 1" (25 mm) or 1/2" (38 mm) thick. Metal disc base with integrated cable management. Option of grommet or electrical module.

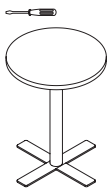
| | | | | | | | |
|---|--------------|------------------|-----|------------|-------|-------|-------|
| 2 | 30 x 30 x 42 | 750 x 750 x 1067 | T1N | -SQR3042DC | 1,243 | 1,316 | 1,711 |
|---|--------------|------------------|-----|------------|-------|-------|-------|

Surface 1. Smooth edge N. Specify matching (N) or contrasting (K, S, W) edge. Specify accent color (K, S, W). Grommet/module option: specify the type of grommet/module (based on available options) at the end of the product code.

| | | | | | | | |
|---|------------------|------------------|-----|------------|-------|-------|-------|
| 2 | 30 x 30 x 42 1/2 | 750 x 750 x 1080 | T5N | -SQR3042DC | 1,280 | 1,354 | 1,748 |
|---|------------------|------------------|-----|------------|-------|-------|-------|

Surface 5. Smooth edge N. Specify matching (N) or contrasting (K, S, W) edge. Specify accent color (K, S, W). Grommet/module option: specify the type of grommet/module at the end of the product code.

Round tables with X-base – 42" H



Laminate surfaces 1" (25 mm) or 1/2" (38 mm) thick. Metal X-base with integrated cable management. Option of grommet or electrical module.

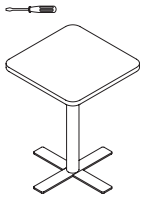
| | | | | | | | |
|---|--------------|------------------|-----|----------|-------|-------|-------|
| 2 | 30 x 30 x 42 | 750 x 750 x 1067 | T1N | -R3042XB | 1,042 | 1,114 | 1,508 |
| 4 | 36 x 36 x 42 | 900 x 900 x 1067 | T1N | -R3642XB | 1,078 | 1,151 | 1,546 |

Surface 1. Smooth edge N. Specify matching (N) or contrasting (K, S, W) edge. Specify accent color (K, S, W). Grommet/module option: specify the type of grommet/module at the end of the product code.

| | | | | | | | |
|---|------------------|------------------|-----|----------|-------|-------|-------|
| 2 | 30 x 30 x 42 1/2 | 750 x 750 x 1080 | T5N | -R3042XB | 1,080 | 1,153 | 1,547 |
| 4 | 36 x 36 x 42 1/2 | 900 x 900 x 1080 | T5N | -R3642XB | 1,164 | 1,238 | 1,631 |

Surface 5. Smooth edge N. Specify matching (N) or contrasting (K, S, W) edge. Specify accent color (K, S, W). Grommet/module option: specify the type of grommet/module at the end of the product code.

Square tables with radius corners and X-base – 42" H



Laminate surfaces 1" (25 mm) or 1/2" (38 mm) thick. Metal X-base with integrated cable management. Option of grommet or electrical module.

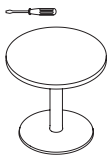
| | | | | | | | |
|---|--------------|------------------|-----|------------|-------|-------|-------|
| 2 | 30 x 30 x 42 | 750 x 750 x 1067 | T1N | -SQR3042XB | 1,042 | 1,114 | 1,508 |
|---|--------------|------------------|-----|------------|-------|-------|-------|

Surface 1. Smooth edge N. Specify matching (N) or contrasting (K, S, W) edge. Specify accent color (K, S, W). Grommet/module option: specify the type of grommet/module at the end of the product code.

| | | | | | | | |
|---|------------------|------------------|-----|------------|-------|-------|-------|
| 2 | 30 x 30 x 42 1/2 | 750 x 750 x 1080 | T5N | -SQR3042XB | 1,080 | 1,153 | 1,547 |
|---|------------------|------------------|-----|------------|-------|-------|-------|

Surface 5. Smooth edge N. Specify matching (N) or contrasting (K, S, W) edge. Specify accent color (K, S, W). Grommet/module option: specify the type of grommet/module at the end of the product code.

Round tables with disc base – 29" H



Laminate surfaces 1" (25 mm) or 1/2" (38 mm) thick. Metal disc base with integrated cable management. Option of grommet or electrical module.

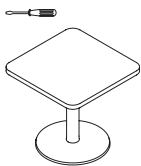
| | | | | | | | |
|---|--------------|-------------------|-----|----------|-------|-------|-------|
| 2 | 30 x 30 x 29 | 750 x 750 x 736 | T1N | -R3029DC | 1,199 | 1,272 | 1,667 |
| 4 | 36 x 36 x 29 | 900 x 900 x 736 | T1N | -R3629DC | 1,234 | 1,308 | 1,702 |
| 4 | 42 x 42 x 29 | 1050 x 1050 x 736 | T1N | -R4229DC | 1,504 | 1,576 | 1,970 |

Surface 1. Smooth edge N. Specify matching (N) or contrasting (K, S, W) edge. Specify accent color (K, S, W). Grommet/module option: specify the type of grommet/module at the end of the product code.

| | | | | | | | |
|---|------------------|-------------------|-----|----------|-------|-------|-------|
| 2 | 30 x 30 x 29 1/2 | 750 x 750 x 749 | T5N | -R3029DC | 1,238 | 1,310 | 1,704 |
| 4 | 36 x 36 x 29 1/2 | 900 x 900 x 749 | T5N | -R3629DC | 1,279 | 1,353 | 1,747 |
| 4 | 42 x 42 x 29 1/2 | 1050 x 1050 x 749 | T5N | -R4229DC | 1,558 | 1,631 | 2,026 |

Surface 5. Smooth edge N. Specify matching (N) or contrasting (K, S, W) edge. Specify accent color (K, S, W). Grommet/module option: specify the type of grommet/module at the end of the product code.

Square tables with radius corners and disc base – 29" H



Laminate surfaces 1" (25 mm) or 1/2" (38 mm) thick. Metal disc base with integrated cable management. Option of grommet or electrical module.

| | | | | | | | |
|---|--------------|-----------------|-----|------------|-------|-------|-------|
| 2 | 30 x 30 x 29 | 750 x 750 x 736 | T1N | -SQR3029DC | 1,199 | 1,272 | 1,667 |
|---|--------------|-----------------|-----|------------|-------|-------|-------|

Surface 1. Smooth edge N. Specify matching (N) or contrasting (K, S, W) edge. Specify accent color (K, S, W). Grommet/module option: specify the type of grommet/module at the end of the product code.

| | | | | | | | |
|---|------------------|-----------------|-----|------------|-------|-------|-------|
| 2 | 30 x 30 x 29 1/2 | 750 x 750 x 749 | T5N | -SQR3029DC | 1,238 | 1,310 | 1,704 |
|---|------------------|-----------------|-----|------------|-------|-------|-------|

Surface 5. Smooth edge N. Specify matching (N) or contrasting (K, S, W) edge. Specify accent color (K, S, W). Grommet/module option: specify the type of grommet/module at the end of the product code.

TECHNOLOGY INTEGRATION



GC
Grommet



PC
Electrical/communication module

POSITIONING



GC, PC

= ASSEMBLY REQUIRED

= QUICKSHIP PROGRAM

Approx. no. of seats W x D x H (in) W x D x H (mm) Code (\$)

With options: GC (\$), PC (\$)

Round tables with X-base – 29" H



Laminate surfaces 1" (25 mm) or 1/2" (38 mm) thick. Metal X-base with integrated cable management. Option of grommet or electrical module.

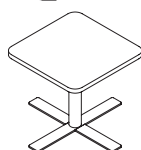
| | | | | | | |
|---|--------------|-------------------|--------------|-------|-------|-------|
| 2 | 30 x 30 x 29 | 750 x 750 x 736 | T1N -R3029XB | 999 | 1,071 | 1,465 |
| 4 | 36 x 36 x 29 | 900 x 900 x 736 | T1N -R3629XB | 1,084 | 1,156 | 1,550 |
| 4 | 42 x 42 x 29 | 1050 x 1050 x 736 | T1N -R4229XB | 1,158 | 1,231 | 1,625 |

Surface 1. Smooth edge N. Specify matching (N) or contrasting (K, S, W) edge. Specify accent color (K, S, W). Grommet/module option: specify the type of grommet/module at the end of the product code.

| | | | | | | |
|---|------------------|-------------------|--------------|-------|-------|-------|
| 2 | 30 x 30 x 29 1/2 | 750 x 750 x 749 | T5N -R3029XB | 1,037 | 1,110 | 1,504 |
| 4 | 36 x 36 x 29 1/2 | 900 x 900 x 749 | T5N -R3629XB | 1,129 | 1,201 | 1,595 |
| 4 | 42 x 42 x 29 1/2 | 1050 x 1050 x 749 | T5N -R4229XB | 1,213 | 1,286 | 1,680 |

Surface 5. Smooth edge N. Specify matching (N) or contrasting (K, S, W) edge. Specify accent color (K, S, W). Grommet/module option: specify the type of grommet/module at the end of the product code.

Square tables with radius corners and X-base – 29" H



Laminate surfaces 1" (25 mm) or 1/2" (38 mm) thick. Metal X-base with integrated cable management. Option of grommet or electrical module.

| | | | | | | |
|---|--------------|-----------------|----------------|-------|-------|-------|
| 2 | 30 x 30 x 29 | 750 x 750 x 736 | T1N -SQR3029XB | 999 | 1,071 | 1,465 |
| 4 | 36 x 36 x 29 | 900 x 900 x 736 | T1N -SQR3629XB | 1,084 | 1,156 | 1,550 |

Surface 1. Smooth edge N. Specify matching (N) or contrasting (K, S, W) edge. Specify accent color (K, S, W). Grommet/module option: specify the type of grommet/module at the end of the product code.

| | | | | | | |
|---|------------------|-----------------|----------------|-------|-------|-------|
| 2 | 30 x 30 x 29 1/2 | 750 x 750 x 749 | T5N -SQR3029XB | 1,037 | 1,110 | 1,504 |
| 4 | 36 x 36 x 29 1/2 | 900 x 900 x 749 | T5N -SQR3629XB | 1,129 | 1,201 | 1,595 |

Surface 5. Smooth edge N. Specify matching (N) or contrasting (K, S, W) edge. Specify accent color (K, S, W). Grommet/module option: specify the type of grommet/module at the end of the product code.

MEETING TABLES WITH XTRA BASE

Round tables with XTRA base – 29" H



Laminate surfaces 1" (25 mm) or 1/2" (38 mm) thick. 4 metal legs, including one leg with a cavity for cable management. Wood X crosspieces. Option of grommet or electrical module.


| | | | | | | |
|---|--------------|-------------------|---------------|-------|-------|-------|
| 4 | 42 x 42 x 29 | 1050 x 1050 x 736 | T1N -R4229XTB | 1,880 | 1,954 | 2,347 |
| 4 | 48 x 48 x 29 | 1200 x 1200 x 736 | T1N -R4829XTB | 1,932 | 2,004 | 2,398 |
| 4 | 54 x 54 x 29 | 1350 x 1350 x 736 | T1N -R5429XTB | 1,987 | 2,059 | 2,453 |
| 4 | 60 x 60 x 29 | 1500 x 1500 x 736 | T1N -R6029XTB | 2,032 | 2,104 | 2,498 |

Surface 1. Smooth edge N. Specify matching (N) or contrasting (K, S, W) edge. Specify accent color (K, S, W). Specify wood finish (W20, W21). Grommet/module option: specify the type of grommet/module at the end of the product code.

| | | | | | | |
|---|------------------|-------------------|---------------|-------|-------|-------|
| 4 | 42 x 42 x 29 1/2 | 1050 x 1050 x 749 | T5N -R4229XTB | 1,999 | 2,071 | 2,466 |
| 4 | 48 x 48 x 29 1/2 | 1200 x 1200 x 749 | T5N -R4829XTB | 2,070 | 2,143 | 2,538 |
| 4 | 54 x 54 x 29 1/2 | 1350 x 1350 x 749 | T5N -R5429XTB | 2,148 | 2,221 | 2,615 |
| 4 | 60 x 60 x 29 1/2 | 1500 x 1500 x 749 | T5N -R6029XTB | 2,213 | 2,286 | 2,681 |

Surface 5. Smooth edge N. Specify matching (N) or contrasting (K, S, W) edge. Specify accent color (K, S, W). Specify wood finish (W20, W21). Grommet/module option: specify the type of grommet/module at the end of the product code.

Square tables with radius corners and XTRA base – 29" H



Laminate surfaces 1" (25 mm) or 1/2" (38 mm) thick. 4 metal legs, including one leg with a cavity for cable management. Wood X crosspieces. Option of grommet or electrical module.

| | | | | | | |
|---|--------------|-------------------|-----------------|-------|-------|-------|
| 4 | 42 x 42 x 29 | 1050 x 1050 x 736 | T1N -SQR4229XTB | 1,868 | 1,940 | 2,334 |
| 4 | 48 x 48 x 29 | 1200 x 1200 x 736 | T1N -SQR4829XTB | 1,904 | 1,978 | 2,372 |
| 4 | 54 x 54 x 29 | 1350 x 1350 x 736 | T1N -SQR5429XTB | 1,965 | 2,037 | 2,431 |
| 4 | 60 x 60 x 29 | 1500 x 1500 x 736 | T1N -SQR6029XTB | 2,008 | 2,080 | 2,474 |

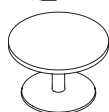
Surface 1. Smooth edge N. Specify matching (N) or contrasting (K, S, W) edge. Specify accent color (K, S, W). Specify wood finish (W20, W21). Grommet/module option: specify the type of grommet/module at the end of the product code.

| | | | | | | |
|---|------------------|-------------------|-----------------|-------|-------|-------|
| 4 | 42 x 42 x 29 1/2 | 1050 x 1050 x 749 | T5N -SQR4229XTB | 1,946 | 2,019 | 2,415 |
| 4 | 48 x 48 x 29 1/2 | 1200 x 1200 x 749 | T5N -SQR4829XTB | 2,019 | 2,092 | 2,487 |
| 4 | 54 x 54 x 29 1/2 | 1350 x 1350 x 749 | T5N -SQR5429XTB | 2,099 | 2,171 | 2,565 |
| 4 | 60 x 60 x 29 1/2 | 1500 x 1500 x 749 | T5N -SQR6029XTB | 2,165 | 2,237 | 2,632 |

Surface 5. Smooth edge N. Specify matching (N) or contrasting (K, S, W) edge. Specify accent color (K, S, W). Specify wood finish (W20, W21). Grommet/module option: specify the type of grommet/module at the end of the product code.

OCCASIONAL TABLES

Round tables with disc base – 20" H



Laminate surfaces 1" (25 mm) or 1/2" (38 mm) thick. Metal disc base with integrated cable management. Option of grommet or electrical module.

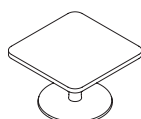
| | | | | | | |
|--|--------------|-----------------|--------------|-------|-------|-------|
| | 24 x 24 x 20 | 600 x 600 x 508 | T1N -R2420DC | 1,115 | 1,188 | 1,583 |
| | 30 x 30 x 20 | 750 x 750 x 508 | T1N -R3020DC | 1,163 | 1,236 | 1,630 |
| | 36 x 36 x 20 | 900 x 900 x 508 | T1N -R3620DC | 1,174 | 1,246 | 1,641 |

Surface 1. Smooth edge N. Specify matching (N) or contrasting (K, S, W) edge. Specify accent color (K, S, W). Grommet/module option: specify the type of grommet/module at the end of the product code.

| | | | | | | |
|--|------------------|-----------------|--------------|-------|-------|-------|
| | 24 x 24 x 20 1/2 | 600 x 600 x 521 | T5N -R2420DC | 1,146 | 1,219 | 1,614 |
| | 30 x 30 x 20 1/2 | 750 x 750 x 521 | T5N -R3020DC | 1,201 | 1,274 | 1,668 |
| | 36 x 36 x 20 1/2 | 900 x 900 x 521 | T5N -R3620DC | 1,219 | 1,291 | 1,686 |

Surface 5. Smooth edge N. Specify matching (N) or contrasting (K, S, W) edge. Specify accent color (K, S, W). Grommet/module option: specify the type of grommet/module at the end of the product code.

Square tables with radius corners and disc base – 20" H



Laminate surfaces 1" (25 mm) or 1/2" (38 mm) thick. Metal disc base with integrated cable management. Option of grommet or electrical module.

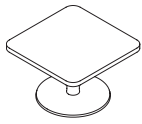
| | | | | | | |
|--|--------------|-----------------|----------------|-------|-------|-------|
| | 24 x 24 x 20 | 600 x 600 x 508 | T1N -SQR2420DC | 1,115 | 1,188 | 1,583 |
| | 30 x 30 x 20 | 750 x 750 x 508 | T1N -SQR3020DC | 1,163 | 1,236 | 1,630 |

Surface 1. Smooth edge N. Specify matching (N) or contrasting (K, S, W) edge. Specify accent color (K, S, W). Grommet/module option: specify the type of grommet/module at the end of the product code.

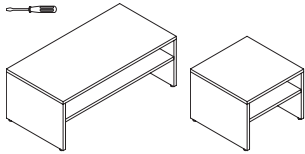
QUORUM MULTICONFERENCE

| | W x D x H (in) | W x D x H (mm) | Code | (\$) | With options: | |
|--|----------------|-----------------|-------------------|-------|---------------|---------|
| | | | | | GC (\$) | PC (\$) |
| Square tables with radius corners and disc base – 20" H (cont'd) | 24 x 24 x 20½ | 600 x 600 x 521 | T5N _ _-SQR2420DC | 1,146 | 1,219 | 1,614 |
| | 30 x 30 x 20½ | 750 x 750 x 521 | T5N _ _-SQR3020DC | 1,201 | 1,274 | 1,668 |
| | 36 x 36 x 20½ | 900 x 900 x 521 | T5N _ _-SQR3620DC | 1,219 | 1,291 | 1,686 |

Surface 5. Smooth edge N. Specify matching (N) or contrasting (K, S, W) edge. Specify accent color (K, S, W). Grommet/module option: specify the type of grommet/module at the end of the product code.



Magazine tables



Laminate surfaces 1" (25 mm) or 1½" (38 mm) thick. Open storage space. Available in 1 tone only.

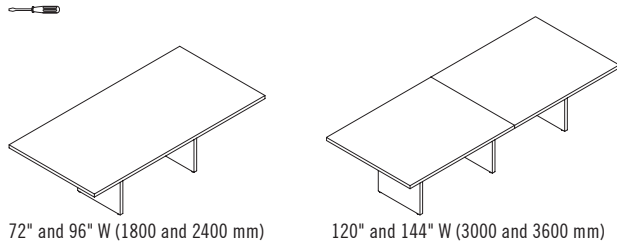
| | | | |
|----------------------------------|------------------|----------------|-------|
| 24 x 24 x 18 | 600 x 600 x 463 | T1NNN-ST242418 | 776 |
| 48 x 24 x 18 | 1200 x 600 x 463 | T1NNN-ST244818 | 921 |
| Surface 1. Smooth edge N. | | | |
| 24 x 24 x 18¾ | 600 x 600 x 476 | T5NNN-ST242418 | 833 |
| 48 x 24 x 18¾ | 1200 x 600 x 476 | T5NNN-ST244818 | 1,023 |
| Surface 5. Smooth edge N. | | | |

Approx.
no. of
seats

W x D x H (in) Y (in) W x D x H (mm) Y (mm) Code (\$)

CONFERENCE TABLES

Rectangular tables with panel base – 29" H



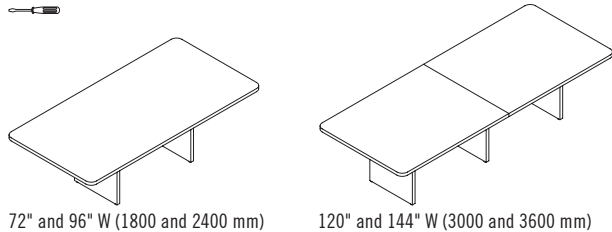
72" and 96" W (1800 and 2400 mm)

120" and 144" W (3000 and 3600 mm)

Laminate surfaces and base 1½" (38 mm) thick.

| | | | | |
|--|----------------|-------------------|-------------------|-------|
| 6 | 72 x 36 x 29½ | 1800 x 900 x 749 | T5N_N-RC367229LB | 1,324 |
| 8 | 96 x 48 x 29½ | 2400 x 1200 x 749 | T5N_N-RC489629LB | 1,653 |
| 8 | 120 x 48 x 29½ | 3000 x 1200 x 749 | T5N_N-RC4812029LB | 2,284 |
| 8 | 144 x 48 x 29½ | 3600 x 1200 x 749 | T5N_N-RC4814429LB | 2,356 |
| Surface 5. Smooth edge N. Specify matching (N) or contrasting (K, S, W) edge. | | | | |
| 6 | 72 x 36 x 29½ | 1800 x 900 x 749 | T5K_N-RC367229LB | 1,530 |
| 8 | 96 x 48 x 29½ | 2400 x 1200 x 749 | T5K_N-RC489629LB | 2,070 |
| 8 | 120 x 48 x 29½ | 3000 x 1200 x 749 | T5K_N-RC4812029LB | 2,988 |
| 8 | 144 x 48 x 29½ | 3600 x 1200 x 749 | T5K_N-RC4814429LB | 3,335 |
| Surface 5. Knife edge K. Specify matching (N) or contrasting (K, S, W) edge. | | | | |

Rectangular tables with radius corners and panel base – 29" H



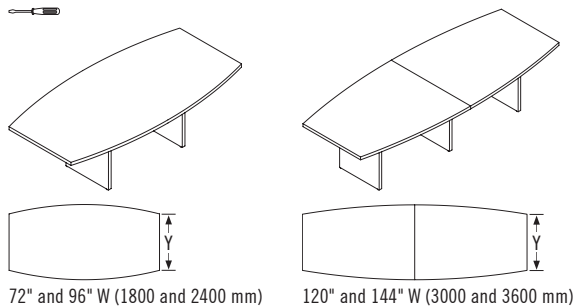
72" and 96" W (1800 and 2400 mm)

120" and 144" W (3000 and 3600 mm)

Laminate surfaces and base 1½" (38 mm) thick.

| | | | | |
|--|----------------|-------------------|--------------------|-------|
| 6 | 72 x 36 x 29½ | 1800 x 900 x 749 | T5N_N-RCR367229LB | 1,448 |
| 8 | 96 x 48 x 29½ | 2400 x 1200 x 749 | T5N_N-RCR489629LB | 1,774 |
| 8 | 120 x 48 x 29½ | 3000 x 1200 x 749 | T5N_N-RCR4812029LB | 2,405 |
| 8 | 144 x 48 x 29½ | 3600 x 1200 x 749 | T5N_N-RCR4814429LB | 2,479 |
| Surface 5. Smooth edge N. Specify matching (N) or contrasting (K, S, W) edge. | | | | |

Boat tables with base panel – 29" H



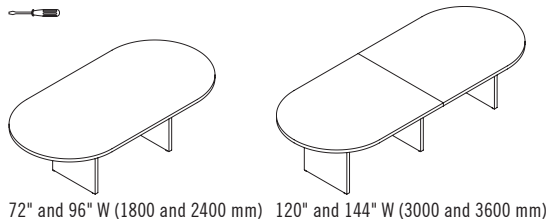
72" and 96" W (1800 and 2400 mm)

120" and 144" W (3000 and 3600 mm)

Laminate surfaces and base 1½" (38 mm) thick.

| | | | | | | |
|--|----------------|----|-------------------|-----|------------------|-------|
| 6 | 72 x 36 x 29½ | 30 | 1800 x 900 x 749 | 750 | T5N_N-B367229LB | 1,448 |
| 8 | 96 x 48 x 29½ | 36 | 2400 x 1200 x 749 | 900 | T5N_N-B489629LB | 1,774 |
| 8 | 120 x 48 x 29½ | 36 | 3000 x 1200 x 749 | 900 | T5N_N-B4812029LB | 2,405 |
| 8 | 144 x 48 x 29½ | 36 | 3600 x 1200 x 749 | 900 | T5N_N-B4814429LB | 2,479 |
| Surface 5. Smooth edge N. Specify matching (N) or contrasting (K, S, W) edge. | | | | | | |

Racetrack tables with panel base – 29" H



72" and 96" W (1800 and 2400 mm)

120" and 144" W (3000 and 3600 mm)

Laminate surfaces and base 1½" (38 mm) thick.

| | | | | |
|--|----------------|-------------------|-------------------|-------|
| 6 | 72 x 36 x 29½ | 1800 x 900 x 749 | T5N_N-RT367229LB | 1,448 |
| 8 | 96 x 48 x 29½ | 2400 x 1200 x 749 | T5N_N-RT489629LB | 1,774 |
| 8 | 120 x 48 x 29½ | 3000 x 1200 x 749 | T5N_N-RT4812029LB | 2,405 |
| 8 | 144 x 48 x 29½ | 3600 x 1200 x 749 | T5N_N-RT4814429LB | 2,479 |
| Surface 5. Smooth edge N. Specify matching (N) or contrasting (K, S, W) edge. | | | | |

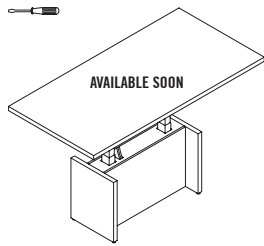
= ASSEMBLY REQUIRED

= QUICKSHIP PROGRAM

| Approx. no. of seats | W x D x H (in) | W x D x H (mm) | Code | (\$) | With options: | | | |
|----------------------|----------------|----------------|------|------|---------------|---------|---------|---------|
| | | | | | GC (\$) | G2 (\$) | PC (\$) | P2 (\$) |

ELECTRIC HEIGHT ADJUSTABLE CONFERENCE TABLES

Rectangular electric height adjustable tables – 27" to 44½" H



Tables 72" and 78" W (1800 and 1950 mm):
2 columns (1 grommet or module possible).

Tables 84" and 96" W (2100 and 2400 mm):
3 columns (2 grommets or modules possible).

Laminate surface 1½" (38 mm) thick. Channel for cable management and vertical wire cover included. Laminate base with finishing mat. Removable interior panel for cable management. 120" L (3048 mm) cable with plug for wall outlet. 2" H (50 mm) clearance beneath work surface for floor outlet (monument). Option of grommet(s) or electrical module(s). Recommended functional load capacity: 75 lb (34 kg).

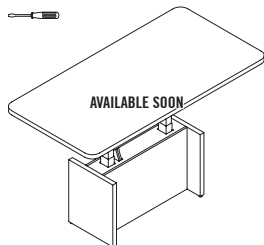
| | | | | | | | | |
|---|------------------|------------------------|---------------|-------|-------|-------|-------|-------|
| 6 | 72 x 36 x 27-44½ | 1800 x 900 x 686-1130 | T5N_-RC3672SG | 5,143 | 5,215 | - | 5,730 | - |
| 6 | 78 x 36 x 27-44½ | 1950 x 900 x 686-1130 | T5N_-RC3678SG | 5,227 | 5,300 | - | 5,870 | - |
| 8 | 84 x 36 x 27-44½ | 2100 x 900 x 686-1130 | T5N_-RC3684SG | 5,585 | - | 5,730 | - | 7,459 |
| 8 | 96 x 36 x 27-44½ | 2400 x 900 x 686-1130 | T5N_-RC3696SG | 5,767 | - | 5,913 | - | 7,641 |
| 6 | 72 x 42 x 27-44½ | 1800 x 1050 x 686-1130 | T5N_-RC4272SG | 5,184 | 5,258 | - | 5,773 | - |
| 6 | 78 x 42 x 27-44½ | 1950 x 1050 x 686-1130 | T5N_-RC4278SG | 5,276 | 5,349 | - | 5,918 | - |
| 8 | 84 x 42 x 27-44½ | 2100 x 1050 x 686-1130 | T5N_-RC4284SG | 5,633 | - | 5,778 | - | 7,508 |
| 8 | 96 x 42 x 27-44½ | 2400 x 1050 x 686-1130 | T5N_-RC4296SG | 5,821 | - | 5,966 | - | 7,695 |

Surface 5. Smooth edge N. Specify matching (N) or contrasting (K, S, W) edge. Specify accent color (K, S, W). Grommet/module option: specify the type of grommet/module at the end of the product code.

| | | | | | | | | |
|---|------------------|------------------------|---------------|-------|-------|-------|-------|-------|
| 6 | 72 x 36 x 27-44½ | 1800 x 900 x 686-1130 | T5K_-RC3672SG | 5,409 | 5,481 | - | 5,997 | - |
| 6 | 78 x 36 x 27-44½ | 1950 x 900 x 686-1130 | T5K_-RC3678SG | 5,536 | 5,609 | - | 6,180 | - |
| 8 | 84 x 36 x 27-44½ | 2100 x 900 x 686-1130 | T5K_-RC3684SG | 5,907 | - | 6,052 | - | 7,780 |
| 8 | 96 x 36 x 27-44½ | 2400 x 900 x 686-1130 | T5K_-RC3696SG | 6,039 | - | 6,185 | - | 7,913 |
| 6 | 72 x 42 x 27-44½ | 1800 x 1050 x 686-1130 | T5K_-RC4272SG | 5,457 | 5,530 | - | 6,046 | - |
| 6 | 78 x 42 x 27-44½ | 1950 x 1050 x 686-1130 | T5K_-RC4278SG | 5,548 | 5,621 | - | 6,191 | - |
| 8 | 84 x 42 x 27-44½ | 2100 x 1050 x 686-1130 | T5K_-RC4284SG | 5,942 | - | 6,089 | - | 7,816 |
| 8 | 96 x 42 x 27-44½ | 2400 x 1050 x 686-1130 | T5K_-RC4296SG | 6,113 | - | 6,258 | - | 7,986 |

Surface 5. Knife edge K. Specify matching (N) or contrasting (K, S, W) edge. Specify accent color (K, S, W). Grommet/module option: specify the type of grommet/module at the end of the product code.

Rectangular electric height adjustable tables with radius corners – 27" to 44½" H



Tables 72" and 78" W (1800 and 1950 mm):
2 columns (1 grommet or module possible).

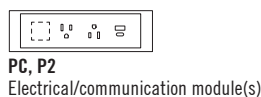
Tables 84" and 96" W (2100 and 2400 mm):
3 columns (2 grommets or modules possible).

Laminate surface 1½" (38 mm) thick. Channel for cable management and vertical wire cover included. Laminate base with finishing mat. Removable interior panel for cable management. 120" L (3048 mm) cable with plug for wall outlet. 2" H (50 mm) clearance beneath work surface for floor outlet (monument). Option of grommet(s) or electrical module(s). Recommended functional load capacity: 75 lb (34 kg).

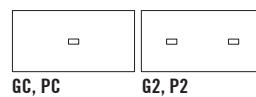
| | | | | | | | | |
|---|------------------|------------------------|----------------|-------|-------|-------|-------|-------|
| 6 | 72 x 36 x 27-44½ | 1800 x 900 x 686-1130 | T5N_-RCR3672SG | 5,239 | 5,312 | - | 5,827 | - |
| 6 | 78 x 36 x 27-44½ | 1950 x 900 x 686-1130 | T5N_-RCR3678SG | 5,325 | 5,398 | - | 5,966 | - |
| 8 | 84 x 36 x 27-44½ | 2100 x 900 x 686-1130 | T5N_-RCR3684SG | 5,682 | - | 5,827 | - | 7,556 |
| 8 | 96 x 36 x 27-44½ | 2400 x 900 x 686-1130 | T5N_-RCR3696SG | 5,864 | - | 6,009 | - | 7,737 |
| 6 | 72 x 42 x 27-44½ | 1800 x 1050 x 686-1130 | T5N_-RCR4272SG | 5,282 | 5,355 | - | 5,870 | - |
| 6 | 78 x 42 x 27-44½ | 1950 x 1050 x 686-1130 | T5N_-RCR4278SG | 5,374 | 5,446 | - | 6,015 | - |
| 8 | 84 x 42 x 27-44½ | 2100 x 1050 x 686-1130 | T5N_-RCR4284SG | 5,730 | - | 5,875 | - | 7,604 |
| 8 | 96 x 42 x 27-44½ | 2400 x 1050 x 686-1130 | T5N_-RCR4296SG | 5,918 | - | 6,064 | - | 7,791 |

Surface 5. Smooth edge N. Specify matching (N) or contrasting (K, S, W) edge. Specify accent color (K, S, W). Grommet/module option: specify the type of grommet/module at the end of the product code.

TECHNOLOGY INTEGRATION



POSITIONING



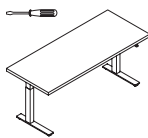
Can accept a connector
(LGC-RJ45K, LGC-HDMI, LGC-USBC, etc.)

ASSEMBLY REQUIRED

W x D x H (in) W x D x H (mm) Code (\$)

ELECTRIC HEIGHT ADJUSTABLE TABLES

Rectangular tables



Surfaces 1" (25 mm) or 1/2" (38 mm) thick. Metal C-base. 120" L (3048 mm) cable with plug for wall outlet.

1" (25 mm) surfaces: Minimum position of 24" (607 mm) and maximum position of 49 1/2" (1257 mm).

| | | | |
|---------------------|-----------------------|----------------|-------|
| 46 x 23 x 24-49 1/2 | 1150 x 585 x 607-1257 | T1N_-RCA2346GC | 2,287 |
| 52 x 23 x 24-49 1/2 | 1300 x 585 x 607-1257 | T1N_-RCA2352GC | 2,300 |
| 58 x 23 x 24-49 1/2 | 1450 x 585 x 607-1257 | T1N_-RCA2358GC | 2,311 |
| 64 x 23 x 24-49 1/2 | 1600 x 585 x 607-1257 | T1N_-RCA2364GC | 2,320 |
| 70 x 23 x 24-49 1/2 | 1750 x 585 x 607-1257 | T1N_-RCA2370GC | 2,332 |
| 46 x 29 x 24-49 1/2 | 1150 x 725 x 607-1257 | T1N_-RCA2946GC | 2,311 |
| 52 x 29 x 24-49 1/2 | 1300 x 725 x 607-1257 | T1N_-RCA2952GC | 2,327 |
| 58 x 29 x 24-49 1/2 | 1450 x 725 x 607-1257 | T1N_-RCA2958GC | 2,338 |
| 64 x 29 x 24-49 1/2 | 1600 x 725 x 607-1257 | T1N_-RCA2964GC | 2,345 |
| 70 x 29 x 24-49 1/2 | 1750 x 725 x 607-1257 | T1N_-RCA2970GC | 2,357 |

Surface 1. Smooth edge N. Specify matching (N) or contrasting (K, S, W) edge. Specify accent color (K, S, W).

1/2" (38 mm) surfaces: Minimum position of 24 1/2" (620 mm) and maximum position of 50" (1270 mm).

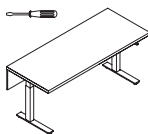
| | | | |
|---------------------|-----------------------|----------------|-------|
| 46 x 23 x 24 1/2-50 | 1150 x 585 x 620-1270 | T5N_-RCA2346GC | 2,332 |
| 52 x 23 x 24 1/2-50 | 1300 x 585 x 620-1270 | T5N_-RCA2352GC | 2,345 |
| 58 x 23 x 24 1/2-50 | 1450 x 585 x 620-1270 | T5N_-RCA2358GC | 2,357 |
| 64 x 23 x 24 1/2-50 | 1600 x 585 x 620-1270 | T5N_-RCA2364GC | 2,377 |
| 70 x 23 x 24 1/2-50 | 1750 x 585 x 620-1270 | T5N_-RCA2370GC | 2,391 |
| 46 x 29 x 24 1/2-50 | 1150 x 725 x 620-1270 | T5N_-RCA2946GC | 2,357 |
| 52 x 29 x 24 1/2-50 | 1300 x 725 x 620-1270 | T5N_-RCA2952GC | 2,377 |
| 58 x 29 x 24 1/2-50 | 1450 x 725 x 620-1270 | T5N_-RCA2958GC | 2,397 |
| 64 x 29 x 24 1/2-50 | 1600 x 725 x 620-1270 | T5N_-RCA2964GC | 2,409 |
| 70 x 29 x 24 1/2-50 | 1750 x 725 x 620-1270 | T5N_-RCA2970GC | 2,429 |

Surface 5. Smooth edge N. Specify matching (N) or contrasting (K, S, W) edge. Specify accent color (K, S, W).

| | | | |
|---------------------|-----------------------|----------------|-------|
| 46 x 23 x 24 1/2-50 | 1150 x 585 x 620-1270 | T5K_-RCA2346GC | 2,547 |
| 52 x 23 x 24 1/2-50 | 1300 x 585 x 620-1270 | T5K_-RCA2352GC | 2,560 |
| 58 x 23 x 24 1/2-50 | 1450 x 585 x 620-1270 | T5K_-RCA2358GC | 2,580 |
| 64 x 23 x 24 1/2-50 | 1600 x 585 x 620-1270 | T5K_-RCA2364GC | 2,597 |
| 70 x 23 x 24 1/2-50 | 1750 x 585 x 620-1270 | T5K_-RCA2370GC | 2,611 |
| 46 x 29 x 24 1/2-50 | 1150 x 725 x 620-1270 | T5K_-RCA2946GC | 2,592 |
| 52 x 29 x 24 1/2-50 | 1300 x 725 x 620-1270 | T5K_-RCA2952GC | 2,611 |
| 58 x 29 x 24 1/2-50 | 1450 x 725 x 620-1270 | T5K_-RCA2958GC | 2,630 |
| 64 x 29 x 24 1/2-50 | 1600 x 725 x 620-1270 | T5K_-RCA2964GC | 2,657 |
| 70 x 29 x 24 1/2-50 | 1750 x 725 x 620-1270 | T5K_-RCA2970GC | 2,676 |

Surface 5. Knife edge K. Specify matching (N) or contrasting (K, S, W) edge. Specify accent color (K, S, W).

Rectangular tables with modesty panel



Surfaces 1" (25 mm) or 1/2" (38 mm) thick. Metal C-base. Laminate modesty panel 12" (300 mm) H. 120" L (3048 mm) cable with plug for wall outlet.

1" (25 mm) surfaces: Minimum position of 24" (607 mm) and maximum position of 49 1/2" (1257 mm).

| | | | |
|---------------------|-----------------------|-----------------|-------|
| 46 x 23 x 24-49 1/2 | 1150 x 585 x 607-1257 | T1N_-RCAM2346GC | 2,533 |
| 52 x 23 x 24-49 1/2 | 1300 x 585 x 607-1257 | T1N_-RCAM2352GC | 2,547 |
| 58 x 23 x 24-49 1/2 | 1450 x 585 x 607-1257 | T1N_-RCAM2358GC | 2,560 |
| 64 x 23 x 24-49 1/2 | 1600 x 585 x 607-1257 | T1N_-RCAM2364GC | 2,565 |
| 70 x 23 x 24-49 1/2 | 1750 x 585 x 607-1257 | T1N_-RCAM2370GC | 2,580 |
| 46 x 29 x 24-49 1/2 | 1150 x 725 x 607-1257 | T1N_-RCAM2946GC | 2,560 |
| 52 x 29 x 24-49 1/2 | 1300 x 725 x 607-1257 | T1N_-RCAM2952GC | 2,572 |
| 58 x 29 x 24-49 1/2 | 1450 x 725 x 607-1257 | T1N_-RCAM2958GC | 2,586 |
| 64 x 29 x 24-49 1/2 | 1600 x 725 x 607-1257 | T1N_-RCAM2964GC | 2,592 |
| 70 x 29 x 24-49 1/2 | 1750 x 725 x 607-1257 | T1N_-RCAM2970GC | 2,605 |

Surface 1. Smooth edge N. Specify matching (N) or contrasting (K, S, W) edge. Specify accent color (K, S, W).

1/2" (38 mm) surfaces: Minimum position of 24 1/2" (620 mm) and maximum position of 50" (1270 mm).

| | | | |
|---------------------|-----------------------|-----------------|-------|
| 46 x 23 x 24 1/2-50 | 1150 x 585 x 620-1270 | T5N_-RCAM2346GC | 2,580 |
| 52 x 23 x 24 1/2-50 | 1300 x 585 x 620-1270 | T5N_-RCAM2352GC | 2,592 |
| 58 x 23 x 24 1/2-50 | 1450 x 585 x 620-1270 | T5N_-RCAM2358GC | 2,605 |
| 64 x 23 x 24 1/2-50 | 1600 x 585 x 620-1270 | T5N_-RCAM2364GC | 2,625 |
| 70 x 23 x 24 1/2-50 | 1750 x 585 x 620-1270 | T5N_-RCAM2370GC | 2,638 |
| 46 x 29 x 24 1/2-50 | 1150 x 725 x 620-1270 | T5N_-RCAM2946GC | 2,605 |
| 52 x 29 x 24 1/2-50 | 1300 x 725 x 620-1270 | T5N_-RCAM2952GC | 2,625 |

Rectangular tables with modesty panel (cont'd)

W x D x H (in) W x D x H (mm) Code (\$)

| | | | |
|---------------------|-----------------------|-----------------|-------|
| 58 x 29 x 24 1/2-50 | 1450 x 725 x 620-1270 | T5N_-RCAM2958GC | 2,643 |
| 64 x 29 x 24 1/2-50 | 1600 x 725 x 620-1270 | T5N_-RCAM2964GC | 2,657 |
| 70 x 29 x 24 1/2-50 | 1750 x 725 x 620-1270 | T5N_-RCAM2970GC | 2,676 |

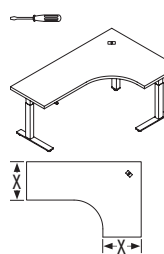
Surface 5. Smooth edge N. Specify matching (N) or contrasting (K, S, W) edge. Specify accent color (K, S, W).

| | | | |
|---------------------|-----------------------|-----------------|-------|
| 46 x 23 x 24 1/2-50 | 1150 x 585 x 620-1270 | T5K_-RCAM2346GC | 2,794 |
| 52 x 23 x 24 1/2-50 | 1300 x 585 x 620-1270 | T5K_-RCAM2352GC | 2,807 |
| 58 x 23 x 24 1/2-50 | 1450 x 585 x 620-1270 | T5K_-RCAM2358GC | 2,826 |
| 64 x 23 x 24 1/2-50 | 1600 x 585 x 620-1270 | T5K_-RCAM2364GC | 2,845 |
| 70 x 23 x 24 1/2-50 | 1750 x 585 x 620-1270 | T5K_-RCAM2370GC | 2,859 |
| 46 x 29 x 24 1/2-50 | 1150 x 725 x 620-1270 | T5K_-RCAM2946GC | 2,833 |
| 52 x 29 x 24 1/2-50 | 1300 x 725 x 620-1270 | T5K_-RCAM2952GC | 2,859 |
| 58 x 29 x 24 1/2-50 | 1450 x 725 x 620-1270 | T5K_-RCAM2958GC | 2,878 |
| 64 x 29 x 24 1/2-50 | 1600 x 725 x 620-1270 | T5K_-RCAM2964GC | 2,904 |
| 70 x 29 x 24 1/2-50 | 1750 x 725 x 620-1270 | T5K_-RCAM2970GC | 2,925 |

Surface 5. Knife edge K. Specify matching (N) or contrasting (K, S, W) edge. Specify accent color (K, S, W).

W x D x H (in) X (in) W x D x H (mm) X (mm) Code (\$)

Left extended corner tables - 23" D



Surfaces 1" (25 mm) or 1/2" (38 mm) thick. 1 rectangular grommet. Metal triple C-base. 120" L (3048 mm) cable with plug for wall outlet.

1" (25 mm) surfaces: Minimum position of 24" (607 mm) and maximum position of 49 1/2" (1257 mm).

| | | | | | |
|---------------------|----|------------------------|-----|------------------|-------|
| 58 x 40 x 24-49 1/2 | 23 | 1450 x 1000 x 607-1257 | 585 | T1N_-CMA584023GC | 3,259 |
| 64 x 40 x 24-49 1/2 | 23 | 1600 x 1000 x 607-1257 | 585 | T1N_-CMA644023GC | 3,267 |
| 70 x 40 x 24-49 1/2 | 23 | 1750 x 1000 x 607-1257 | 585 | T1N_-CMA704023GC | 3,280 |
| 76 x 40 x 24-49 1/2 | 23 | 1900 x 1000 x 607-1257 | 585 | T1N_-CMA764023GC | 3,287 |
| 82 x 40 x 24-49 1/2 | 23 | 2050 x 1000 x 607-1257 | 585 | T1N_-CMA824023GC | 3,300 |
| 58 x 46 x 24-49 1/2 | 23 | 1450 x 1150 x 607-1257 | 585 | T1N_-CMA584623GC | 3,267 |
| 64 x 46 x 24-49 1/2 | 23 | 1600 x 1150 x 607-1257 | 585 | T1N_-CMA644623GC | 3,280 |
| 70 x 46 x 24-49 1/2 | 23 | 1750 x 1150 x 607-1257 | 585 | T1N_-CMA704623GC | 3,287 |
| 76 x 46 x 24-49 1/2 | 23 | 1900 x 1150 x 607-1257 | 585 | T1N_-CMA764623GC | 3,300 |
| 82 x 46 x 24-49 1/2 | 23 | 2050 x 1150 x 607-1257 | 585 | T1N_-CMA824623GC | 3,306 |
| 58 x 52 x 24-49 1/2 | 23 | 1450 x 1300 x 607-1257 | 585 | T1N_-CMA585223GC | 3,280 |
| 64 x 52 x 24-49 1/2 | 23 | 1600 x 1300 x 607-1257 | 585 | T1N_-CMA645223GC | 3,287 |
| 70 x 52 x 24-49 1/2 | 23 | 1750 x 1300 x 607-1257 | 585 | T1N_-CMA705223GC | 3,300 |
| 76 x 52 x 24-49 1/2 | 23 | 1900 x 1300 x 607-1257 | 585 | T1N_-CMA765223GC | 3,306 |
| 82 x 52 x 24-49 1/2 | 23 | 2050 x 1300 x 607-1257 | 585 | T1N_-CMA825223GC | 3,320 |
| 58 x 58 x 24-49 1/2 | 23 | 1450 x 1450 x 607-1257 | 585 | T1N_-CMA585823GC | 3,287 |
| 64 x 58 x 24-49 1/2 | 23 | 1600 x 1450 x 607-1257 | 585 | T1N_-CMA645823GC | 3,300 |
| 70 x 58 x 24-49 1/2 | 23 | 1750 x 1450 x 607-1257 | 585 | T1N_-CMA705823GC | 3,306 |
| 76 x 58 x 24-49 1/2 | 23 | 1900 x 1450 x 607-1257 | 585 | T1N_-CMA765823GC | 3,320 |
| 82 x 58 x 24-49 1/2 | 23 | 2050 x 1450 x 607-1257 | 585 | T1N_-CMA825823GC | 3,325 |

Surface 1. Smooth edge N. Specify matching (N) or contrasting (K, S, W) edge. Specify accent color (K, S, W).

1/2" (38 mm) surfaces: Minimum position of 24 1/2" (620 mm) and maximum position of 50" (1270 mm).

| | | | | | |
|---------------------|----|------------------------|-----|------------------|-------|
| 58 x 40 x 24 1/2-50 | 23 | 1450 x 1000 x 620-1270 | 585 | T5N_-CMA584023GC | 3,325 |
| 64 x 40 x 24 1/2-50 | 23 | 1600 x 1000 x 620-1270 | 585 | T5N_-CMA644023GC | 3,340 |
| 70 x 40 x 24 1/2-50 | 23 | 1750 x 1000 x 620-1270 | 585 | T5N_-CMA704023GC | 3,359 |
| 76 x 40 x 24 1/2-50 | 23 | 1900 x 1000 x 620-1270 | 585 | T5N_-CMA764023GC | 3,372 |
| 82 x 40 x 24 1/2-50 | 23 | 2050 x 1000 x 620-1270 | 585 | T5N_-CMA824023GC | 3,385 |
| 58 x 46 x 24 1/2-50 | 23 | 1450 x 1150 x 620-1270 | 585 | T5N_-CMA584623GC | 3,340 |
| 64 x 46 x 24 1/2-50 | 23 | 1600 x 1150 x 620-1270 | 585 | T5N_-CMA644623GC | 3,359 |
| 70 x 46 x 24 1/2-50 | 23 | 1750 x 1150 x 620-1270 | 585 | T5N_-CMA704623GC | 3,372 |
| 76 x 46 x 24 1/2-50 | 23 | 1900 x 1150 x 620-1270 | 585 | T5N_-CMA764623GC | 3,385 |
| 82 x 46 x 24 1/2-50 | 23 | 2050 x 1150 x 620-1270 | 585 | T5N_-CMA824623GC | 3,397 |
| 58 x 52 x 24 1/2-50 | 23 | 1450 x 1300 x 620-1270 | 585 | T5N_-CMA585223GC | 3,359 |
| 64 x 52 x 24 1/2-50 | 23 | 1600 x 1300 x 620-1270 | 585 | T5N_-CMA645223GC | 3,372 |
| 70 x 52 x 24 1/2-50 | 23 | 1750 x 1300 x 620-1270 | 585 | T5N_-CMA705223GC | 3,385 |
| 76 x 52 x 24 1/2-50 | 23 | 1900 x 1300 x 620-1270 | 585 | T5N_-CMA765223GC | 3,397 |
| 82 x 52 x 24 1/2-50 | 23 | 2050 x 1300 x 620-1270 | 585 | T5N_-CMA825223GC | 3,411 |
| 58 x 58 x 24 1/2-50 | 23 | 1450 x 1450 x 620-1270 | 585 | T5N_-CMA585823GC | 3,372 |
| 64 x 58 x 24 1/2-50 | 23 | 1600 x 1450 x 620-1270 | 585 | T5N_-CMA645823GC | 3,385 |
| 70 x 58 x 24 1/2-50 | 23 | 1750 x 1450 x 620-1270 | 585 | T5N_-CMA705823GC | 3,397 |
| 76 x 58 x 24 1/2-50 | 23 | 1900 x 1450 x 620-1270 | 585 | T5N_-CMA765823GC | 3,411 |
| 82 x 58 x 24 1/2-50 | 23 | 2050 x 1450 x 620-1270 | 585 | T5N_-CMA825823GC | 3,429 |

Surface 5. Smooth edge N. Specify matching (N) or contrasting (K, S, W) edge. Specify accent color (K, S, W).

Right extended corner tables – 23" D

Surfaces 1" (25 mm) or 1/2" (38 mm) thick. 1 rectangular grommet. Metal triple C-base. 120" L (3048 mm) cable with plug for wall outlet.

1" (25 mm) surfaces: Minimum position of 24" (607 mm) and maximum position of 49 1/2" (1257 mm).

| W x D x H (in) | X (in) | W x D x H (mm) | X (mm) | Code | (\$) |
|---------------------|--------|------------------------|--------|------------------|-------|
| 58 x 40 x 24-49 1/2 | 23 | 1450 x 1000 x 607-1257 | 585 | T1N -CMA405823GC | 3,259 |
| 64 x 40 x 24-49 1/2 | 23 | 1600 x 1000 x 607-1257 | 585 | T1N -CMA406423GC | 3,267 |
| 70 x 40 x 24-49 1/2 | 23 | 1750 x 1000 x 607-1257 | 585 | T1N -CMA407023GC | 3,280 |
| 76 x 40 x 24-49 1/2 | 23 | 1900 x 1000 x 607-1257 | 585 | T1N -CMA407623GC | 3,287 |
| 82 x 40 x 24-49 1/2 | 23 | 2050 x 1000 x 607-1257 | 585 | T1N -CMA408223GC | 3,300 |
| 58 x 46 x 24-49 1/2 | 23 | 1450 x 1150 x 607-1257 | 585 | T1N -CMA465823GC | 3,267 |
| 64 x 46 x 24-49 1/2 | 23 | 1600 x 1150 x 607-1257 | 585 | T1N -CMA466423GC | 3,280 |
| 70 x 46 x 24-49 1/2 | 23 | 1750 x 1150 x 607-1257 | 585 | T1N -CMA467023GC | 3,287 |
| 76 x 46 x 24-49 1/2 | 23 | 1900 x 1150 x 607-1257 | 585 | T1N -CMA467623GC | 3,300 |
| 82 x 46 x 24-49 1/2 | 23 | 2050 x 1150 x 607-1257 | 585 | T1N -CMA468223GC | 3,306 |
| 58 x 52 x 24-49 1/2 | 23 | 1450 x 1300 x 607-1257 | 585 | T1N -CMA525823GC | 3,280 |
| 64 x 52 x 24-49 1/2 | 23 | 1600 x 1300 x 607-1257 | 585 | T1N -CMA526423GC | 3,287 |
| 70 x 52 x 24-49 1/2 | 23 | 1750 x 1300 x 607-1257 | 585 | T1N -CMA527023GC | 3,300 |
| 76 x 52 x 24-49 1/2 | 23 | 1900 x 1300 x 607-1257 | 585 | T1N -CMA527623GC | 3,306 |
| 82 x 52 x 24-49 1/2 | 23 | 2050 x 1300 x 607-1257 | 585 | T1N -CMA528223GC | 3,320 |
| 58 x 58 x 24-49 1/2 | 23 | 1450 x 1450 x 607-1257 | 585 | T1N -CMA585823GC | 3,287 |
| 64 x 58 x 24-49 1/2 | 23 | 1600 x 1450 x 607-1257 | 585 | T1N -CMA586423GC | 3,300 |
| 70 x 58 x 24-49 1/2 | 23 | 1750 x 1450 x 607-1257 | 585 | T1N -CMA587023GC | 3,306 |
| 76 x 58 x 24-49 1/2 | 23 | 1900 x 1450 x 607-1257 | 585 | T1N -CMA587623GC | 3,320 |
| 82 x 58 x 24-49 1/2 | 23 | 2050 x 1450 x 607-1257 | 585 | T1N -CMA588223GC | 3,325 |

Surface 1. Smooth edge N. Specify matching (N) or contrasting (K, S, W) edge. Specify accent color (K, S, W).

1 1/2" (38 mm) surfaces: Minimum position of 24 1/2" (620 mm) and maximum position of 50" (1270 mm).

| W x D x H (in) | X (in) | W x D x H (mm) | X (mm) | Code | (\$) |
|---------------------|--------|------------------------|--------|------------------|-------|
| 58 x 40 x 24 1/2-50 | 23 | 1450 x 1000 x 620-1270 | 585 | T5N -CMA405823GC | 3,325 |
| 64 x 40 x 24 1/2-50 | 23 | 1600 x 1000 x 620-1270 | 585 | T5N -CMA406423GC | 3,340 |
| 70 x 40 x 24 1/2-50 | 23 | 1750 x 1000 x 620-1270 | 585 | T5N -CMA407023GC | 3,359 |
| 76 x 40 x 24 1/2-50 | 23 | 1900 x 1000 x 620-1270 | 585 | T5N -CMA407623GC | 3,372 |
| 82 x 40 x 24 1/2-50 | 23 | 2050 x 1000 x 620-1270 | 585 | T5N -CMA408223GC | 3,385 |
| 58 x 46 x 24 1/2-50 | 23 | 1450 x 1150 x 620-1270 | 585 | T5N -CMA465823GC | 3,340 |
| 64 x 46 x 24 1/2-50 | 23 | 1600 x 1150 x 620-1270 | 585 | T5N -CMA466423GC | 3,359 |
| 70 x 46 x 24 1/2-50 | 23 | 1750 x 1150 x 620-1270 | 585 | T5N -CMA467023GC | 3,372 |
| 76 x 46 x 24 1/2-50 | 23 | 1900 x 1150 x 620-1270 | 585 | T5N -CMA467623GC | 3,385 |
| 82 x 46 x 24 1/2-50 | 23 | 2050 x 1150 x 620-1270 | 585 | T5N -CMA468223GC | 3,397 |
| 58 x 52 x 24 1/2-50 | 23 | 1450 x 1300 x 620-1270 | 585 | T5N -CMA525823GC | 3,359 |
| 64 x 52 x 24 1/2-50 | 23 | 1600 x 1300 x 620-1270 | 585 | T5N -CMA526423GC | 3,372 |
| 70 x 52 x 24 1/2-50 | 23 | 1750 x 1300 x 620-1270 | 585 | T5N -CMA527023GC | 3,385 |
| 76 x 52 x 24 1/2-50 | 23 | 1900 x 1300 x 620-1270 | 585 | T5N -CMA527623GC | 3,397 |
| 82 x 52 x 24 1/2-50 | 23 | 2050 x 1300 x 620-1270 | 585 | T5N -CMA528223GC | 3,411 |
| 58 x 58 x 24 1/2-50 | 23 | 1450 x 1450 x 620-1270 | 585 | T5N -CMA585823GC | 3,372 |
| 64 x 58 x 24 1/2-50 | 23 | 1600 x 1450 x 620-1270 | 585 | T5N -CMA586423GC | 3,385 |
| 70 x 58 x 24 1/2-50 | 23 | 1750 x 1450 x 620-1270 | 585 | T5N -CMA587023GC | 3,397 |
| 76 x 58 x 24 1/2-50 | 23 | 1900 x 1450 x 620-1270 | 585 | T5N -CMA587623GC | 3,411 |
| 82 x 58 x 24 1/2-50 | 23 | 2050 x 1450 x 620-1270 | 585 | T5N -CMA588223GC | 3,429 |

Surface 5. Smooth edge N. Specify matching (N) or contrasting (K, S, W) edge. Specify accent color (K, S, W).

Left extended corner tables – 29" D

Surfaces 1" (25 mm) or 1/2" (38 mm) thick. 1 rectangular grommet. Metal triple C-base. 120" L (3048 mm) cable with plug for wall outlet.

1" (25 mm) surfaces: Minimum position of 24" (607 mm) and maximum position of 49 1/2" (1257 mm).

| W x D x H (in) | X (in) | W x D x H (mm) | X (mm) | Code | (\$) |
|---------------------|--------|------------------------|--------|------------------|-------|
| 58 x 40 x 24-49 1/2 | 29 | 1450 x 1000 x 607-1257 | 725 | T1N -CMA584029GC | 3,275 |
| 64 x 40 x 24-49 1/2 | 29 | 1600 x 1000 x 607-1257 | 725 | T1N -CMA644029GC | 3,287 |
| 70 x 40 x 24-49 1/2 | 29 | 1750 x 1000 x 607-1257 | 725 | T1N -CMA704029GC | 3,300 |
| 76 x 40 x 24-49 1/2 | 29 | 1900 x 1000 x 607-1257 | 725 | T1N -CMA764029GC | 3,313 |
| 82 x 40 x 24-49 1/2 | 29 | 2050 x 1000 x 607-1257 | 725 | T1N -CMA824029GC | 3,320 |
| 58 x 46 x 24-49 1/2 | 29 | 1450 x 1150 x 607-1257 | 725 | T1N -CMA584629GC | 3,287 |
| 64 x 46 x 24-49 1/2 | 29 | 1600 x 1150 x 607-1257 | 725 | T1N -CMA644629GC | 3,300 |
| 70 x 46 x 24-49 1/2 | 29 | 1750 x 1150 x 607-1257 | 725 | T1N -CMA704629GC | 3,313 |
| 76 x 46 x 24-49 1/2 | 29 | 1900 x 1150 x 607-1257 | 725 | T1N -CMA764629GC | 3,320 |
| 82 x 46 x 24-49 1/2 | 29 | 2050 x 1150 x 607-1257 | 725 | T1N -CMA824629GC | 3,332 |
| 58 x 52 x 24-49 1/2 | 29 | 1450 x 1300 x 607-1257 | 725 | T1N -CMA585229GC | 3,300 |
| 64 x 52 x 24-49 1/2 | 29 | 1600 x 1300 x 607-1257 | 725 | T1N -CMA645229GC | 3,313 |
| 70 x 52 x 24-49 1/2 | 29 | 1750 x 1300 x 607-1257 | 725 | T1N -CMA705229GC | 3,320 |
| 76 x 52 x 24-49 1/2 | 29 | 1900 x 1300 x 607-1257 | 725 | T1N -CMA765229GC | 3,332 |
| 82 x 52 x 24-49 1/2 | 29 | 2050 x 1300 x 607-1257 | 725 | T1N -CMA825229GC | 3,345 |

Left extended corner tables – 29" D (cont'd)

Surfaces 1" (25 mm) or 1/2" (38 mm) thick. 1 rectangular grommet. Metal triple C-base. 120" L (3048 mm) cable with plug for wall outlet.

1" (25 mm) surfaces: Minimum position of 24" (607 mm) and maximum position of 49 1/2" (1257 mm).

| W x D x H (in) | X (in) | W x D x H (mm) | X (mm) | Code | (\$) |
|---------------------|--------|------------------------|--------|------------------|-------|
| 58 x 58 x 24-49 1/2 | 29 | 1450 x 1450 x 607-1257 | 725 | T1N -CMA585829GC | 3,313 |
| 64 x 58 x 24-49 1/2 | 29 | 1600 x 1450 x 607-1257 | 725 | T1N -CMA645829GC | 3,320 |
| 70 x 58 x 24-49 1/2 | 29 | 1750 x 1450 x 607-1257 | 725 | T1N -CMA705829GC | 3,332 |
| 76 x 58 x 24-49 1/2 | 29 | 1900 x 1450 x 607-1257 | 725 | T1N -CMA765829GC | 3,345 |
| 82 x 58 x 24-49 1/2 | 29 | 2050 x 1450 x 607-1257 | 725 | T1N -CMA825829GC | 3,359 |

Surface 1. Smooth edge N. Specify matching (N) or contrasting (K, S, W) edge. Specify accent color (K, S, W).

1 1/2" (38 mm) surfaces: Minimum position of 24 1/2" (620 mm) and maximum position of 50" (1270 mm).

| W x D x H (in) | X (in) | W x D x H (mm) | X (mm) | Code | (\$) |
|---------------------|--------|------------------------|--------|------------------|-------|
| 58 x 40 x 24 1/2-50 | 29 | 1450 x 1000 x 620-1270 | 725 | T5N -CMA584029GC | 3,351 |
| 64 x 40 x 24 1/2-50 | 29 | 1600 x 1000 x 620-1270 | 725 | T5N -CMA644029GC | 3,366 |
| 70 x 40 x 24 1/2-50 | 29 | 1750 x 1000 x 620-1270 | 725 | T5N -CMA704029GC | 3,385 |
| 76 x 40 x 24 1/2-50 | 29 | 1900 x 1000 x 620-1270 | 725 | T5N -CMA764029GC | 3,403 |
| 82 x 40 x 24 1/2-50 | 29 | 2050 x 1000 x 620-1270 | 725 | T5N -CMA824029GC | 3,423 |
| 58 x 46 x 24 1/2-50 | 29 | 1450 x 1150 x 620-1270 | 725 | T5N -CMA584629GC | 3,366 |
| 64 x 46 x 24 1/2-50 | 29 | 1600 x 1150 x 620-1270 | 725 | T5N -CMA644629GC | 3,385 |
| 70 x 46 x 24 1/2-50 | 29 | 1750 x 1150 x 620-1270 | 725 | T5N -CMA704629GC | 3,403 |
| 76 x 46 x 24 1/2-50 | 29 | 1900 x 1150 x 620-1270 | 725 | T5N -CMA764629GC | 3,423 |
| 82 x 46 x 24 1/2-50 | 29 | 2050 x 1150 x 620-1270 | 725 | T5N -CMA824629GC | 3,436 |
| 58 x 52 x 24 1/2-50 | 29 | 1450 x 1300 x 620-1270 | 725 | T5N -CMA585229GC | 3,385 |
| 64 x 52 x 24 1/2-50 | 29 | 1600 x 1300 x 620-1270 | 725 | T5N -CMA645229GC | 3,403 |
| 70 x 52 x 24 1/2-50 | 29 | 1750 x 1300 x 620-1270 | 725 | T5N -CMA705229GC | 3,423 |
| 76 x 52 x 24 1/2-50 | 29 | 1900 x 1300 x 620-1270 | 725 | T5N -CMA765229GC | 3,436 |
| 82 x 52 x 24 1/2-50 | 29 | 2050 x 1300 x 620-1270 | 725 | T5N -CMA825229GC | 3,457 |
| 58 x 58 x 24 1/2-50 | 29 | 1450 x 1450 x 620-1270 | 725 | T5N -CMA585829GC | 3,403 |
| 64 x 58 x 24 1/2-50 | 29 | 1600 x 1450 x 620-1270 | 725 | T5N -CMA645829GC | 3,423 |
| 70 x 58 x 24 1/2-50 | 29 | 1750 x 1450 x 620-1270 | 725 | T5N -CMA705829GC | 3,436 |
| 76 x 58 x 24 1/2-50 | 29 | 1900 x 1450 x 620-1270 | 725 | T5N -CMA765829GC | 3,457 |
| 82 x 58 x 24 1/2-50 | 29 | 2050 x 1450 x 620-1270 | 725 | T5N -CMA825829GC | 3,474 |

Surface 5. Smooth edge N. Specify matching (N) or contrasting (K, S, W) edge. Specify accent color (K, S, W).

Right extended corner tables – 29" D

Surfaces 1" (25 mm) or 1/2" (38 mm) thick. 1 rectangular grommet. Metal triple C-base. 120" L (3048 mm) cable with plug for wall outlet.

1" (25 mm) surfaces: Minimum position of 24" (607 mm) and maximum position of 49 1/2" (1257 mm).

| W x D x H (in) | X (in) | W x D x H (mm) | X (mm) | Code | (\$) |
|---------------------|--------|------------------------|--------|------------------|-------|
| 58 x 40 x 24-49 1/2 | 29 | 1450 x 1000 x 607-1257 | 725 | T1N -CMA405829GC | 3,275 |
| 64 x 40 x 24-49 1/2 | 29 | 1600 x 1000 x 607-1257 | 725 | T1N -CMA406429GC | 3,287 |
| 70 x 40 x 24-49 1/2 | 29 | 1750 x 1000 x 607-1257 | 725 | T1N -CMA407029GC | 3,300 |
| 76 x 40 x 24-49 1/2 | 29 | 1900 x 1000 x 607-1257 | 725 | T1N -CMA407629GC | 3,313 |
| 82 x 40 x 24-49 1/2 | 29 | 2050 x 1000 x 607-1257 | 725 | T1N -CMA408229GC | 3,320 |
| 58 x 46 x 24-49 1/2 | 29 | 1450 x 1150 x 607-1257 | 725 | T1N -CMA465829GC | 3,287 |
| 64 x 46 x 24-49 1/2 | 29 | 1600 x 1150 x 607-1257 | 725 | T1N -CMA466429GC | 3,300 |
| 70 x 46 x 24-49 1/2 | 29 | 1750 x 1150 x 607-1257 | 725 | T1N -CMA467029GC | 3,313 |
| 76 x 46 x 24-49 1/2 | 29 | 1900 x 1150 x 607-1257 | 725 | T1N -CMA467629GC | 3,320 |
| 82 x 46 x 24-49 1/2 | 29 | 2050 x 1150 x 607-1257 | 725 | T1N -CMA468229GC | 3,332 |
| 58 x 52 x 24-49 1/2 | 29 | 1450 x 1300 x 607-1257 | 725 | T1N -CMA525829GC | 3,300 |
| 64 x 52 x 24-49 1/2 | 29 | 1600 x 1300 x 607-1257 | 725 | T1N -CMA526429GC | 3,313 |
| 70 x 52 x 24-49 1/2 | 29 | 1750 x 1300 x 607-1257 | 725 | T1N -CMA527029GC | 3,320 |
| 76 x 52 x 24-49 1/2 | 29 | 1900 x 1300 x 607-1257 | 725 | T1N -CMA527629GC | 3,332 |
| 82 x 52 x 24-49 1/2 | 29 | 2050 x 1300 x 607-1257 | 725 | T1N -CMA528229GC | 3,345 |
| 58 x 58 x 24-49 1/2 | 29 | 1450 x 1450 x 607-1257 | 725 | T1N -CMA585829GC | 3,313 |
| 64 x 58 x 24-49 1/2 | 29 | 1600 x 1450 x 607-1257 | 725 | T1N -CMA586429GC | 3,320 |
| 70 x 58 x 24-49 1/2 | 29 | 1750 x 1450 x 607-1257 | 725 | T1N -CMA587029GC | 3,332 |
| 76 x 58 x 24-49 1/2 | 29 | 1900 x 1450 x 607-1257 | 725 | T1N -CMA587629GC | 3,345 |
| 82 x 58 x 24-49 1/2 | 29 | 2050 x 1450 x 607-1257 | 725 | T1N -CMA588229GC | 3,359 |

Surface 1. Smooth edge N. Specify matching (N) or contrasting (K, S, W) edge. Specify accent color (K, S, W).

1 1/2" (38 mm) surfaces: Minimum position of 24 1/2" (620 mm) and maximum position of 50" (1270 mm).

| W x D x H (in) | X (in) | W x D x H (mm) | X (mm) | Code | (\$) |
|---------------------|--------|------------------------|--------|------------------|-------|
| 58 x 40 x 24 1/2-50 | 29 | 1450 x 1000 x 620-1270 | 725 | T5N -CMA405829GC | 3,351 |
| 64 x 40 x 24 1/2-50 | 29 | 1600 x 1000 x 620-1270 | 725 | T5N -CMA406429GC | 3,366 |
| 70 x 40 x 24 1/2-50 | 29 | 1750 x 1000 x 620-1270 | 725 | T5N -CMA407029GC | 3,385 |
| 76 x 40 x 24 1/2-50 | 29 | 1900 x 1000 x 620-1270 | 725 | T5N -CMA407629GC | 3,403 |
| 82 x 40 x 24 1/2-50 | 29 | 2050 x 1000 x 620-1270 | 725 | T5N -CMA408229GC | 3,423 |
| 58 x 46 x 24 1/2-50 | 29 | 1450 x 1150 x 620-1270 | 725 | T5N -CMA465829GC | 3,366 |
| 64 x 46 x 24 1/2-50 | 29 | 1600 x 1150 x 620-1270 | 725 | T5N -CMA466429GC | 3,385 |
| 70 x 46 x 24 1/2-50 | 29 | 1750 x 1150 x 620-1270 | 725 | T5N -CMA467029GC | 3,403 |
| 76 x 46 x 24 1/2-50 | 29 | 1900 x 1150 x 620-1270 | 725 | T5N -CMA467629GC | 3,423 |
| 82 x 46 x 24 1/2-50 | 29 | 2050 x 1150 x 620-1270 | 725 | T5N -CMA468229GC | 3,436 |

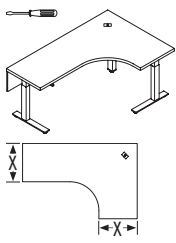
QUORUM MULTICONFERENCE

Right extended corner tables – 29" D (cont'd)

| | | | | | | |
|---------------------|----|------------------------|-----|-----|--------------|-------|
| 58 x 52 x 24 1/2-50 | 29 | 1450 x 1300 x 620-1270 | 725 | T5N | -CMA525829GC | 3,385 |
| 64 x 52 x 24 1/2-50 | 29 | 1600 x 1300 x 620-1270 | 725 | T5N | -CMA526429GC | 3,403 |
| 70 x 52 x 24 1/2-50 | 29 | 1750 x 1300 x 620-1270 | 725 | T5N | -CMA527029GC | 3,423 |
| 76 x 52 x 24 1/2-50 | 29 | 1900 x 1300 x 620-1270 | 725 | T5N | -CMA527629GC | 3,436 |
| 82 x 52 x 24 1/2-50 | 29 | 2050 x 1300 x 620-1270 | 725 | T5N | -CMA528229GC | 3,457 |
| 58 x 58 x 24 1/2-50 | 29 | 1450 x 1450 x 620-1270 | 725 | T5N | -CMA585829GC | 3,403 |
| 64 x 58 x 24 1/2-50 | 29 | 1600 x 1450 x 620-1270 | 725 | T5N | -CMA586429GC | 3,423 |
| 70 x 58 x 24 1/2-50 | 29 | 1750 x 1450 x 620-1270 | 725 | T5N | -CMA587029GC | 3,436 |
| 76 x 58 x 24 1/2-50 | 29 | 1900 x 1450 x 620-1270 | 725 | T5N | -CMA587629GC | 3,457 |
| 82 x 58 x 24 1/2-50 | 29 | 2050 x 1450 x 620-1270 | 725 | T5N | -CMA588229GC | 3,474 |

Surface 5. Smooth edge N. Specify matching (N) or contrasting (K, S, W) edge. Specify accent color (K, S, W).

Left extended corner tables with modesty panel – 23" D



Surfaces 1" (25 mm) or 1 1/2" (38 mm) thick. 1 rectangular grommet. Metal triple C-base. 120" L (3048 mm) cable with plug for wall outlet. Laminate modesty panel 12" (300 mm) H.

1" (25 mm) surfaces: Minimum position of 24" (607 mm) and maximum position of 49 1/2" (1257 mm).

| | | | | | | |
|---------------------|----|------------------------|-----|-----|---------------|-------|
| 58 x 40 x 24-49 1/2 | 23 | 1450 x 1000 x 607-1257 | 585 | T1N | -CMAM584023GC | 3,508 |
| 64 x 40 x 24-49 1/2 | 23 | 1600 x 1000 x 607-1257 | 585 | T1N | -CMAM644023GC | 3,513 |
| 70 x 40 x 24-49 1/2 | 23 | 1750 x 1000 x 607-1257 | 585 | T1N | -CMAM704023GC | 3,527 |
| 76 x 40 x 24-49 1/2 | 23 | 1900 x 1000 x 607-1257 | 585 | T1N | -CMAM764023GC | 3,534 |
| 82 x 40 x 24-49 1/2 | 23 | 2050 x 1000 x 607-1257 | 585 | T1N | -CMAM824023GC | 3,546 |
| 58 x 46 x 24-49 1/2 | 23 | 1450 x 1150 x 607-1257 | 585 | T1N | -CMAM584623GC | 3,513 |
| 64 x 46 x 24-49 1/2 | 23 | 1600 x 1150 x 607-1257 | 585 | T1N | -CMAM644623GC | 3,527 |
| 70 x 46 x 24-49 1/2 | 23 | 1750 x 1150 x 607-1257 | 585 | T1N | -CMAM704623GC | 3,534 |
| 76 x 46 x 24-49 1/2 | 23 | 1900 x 1150 x 607-1257 | 585 | T1N | -CMAM764623GC | 3,546 |
| 82 x 46 x 24-49 1/2 | 23 | 2050 x 1150 x 607-1257 | 585 | T1N | -CMAM824623GC | 3,554 |
| 58 x 52 x 24-49 1/2 | 23 | 1450 x 1300 x 607-1257 | 585 | T1N | -CMAM585223GC | 3,527 |
| 64 x 52 x 24-49 1/2 | 23 | 1600 x 1300 x 607-1257 | 585 | T1N | -CMAM645223GC | 3,534 |
| 70 x 52 x 24-49 1/2 | 23 | 1750 x 1300 x 607-1257 | 585 | T1N | -CMAM705223GC | 3,546 |
| 76 x 52 x 24-49 1/2 | 23 | 1900 x 1300 x 607-1257 | 585 | T1N | -CMAM765223GC | 3,554 |
| 82 x 52 x 24-49 1/2 | 23 | 2050 x 1300 x 607-1257 | 585 | T1N | -CMAM825223GC | 3,565 |
| 58 x 58 x 24-49 1/2 | 23 | 1450 x 1450 x 607-1257 | 585 | T1N | -CMAM585823GC | 3,534 |
| 64 x 58 x 24-49 1/2 | 23 | 1600 x 1450 x 607-1257 | 585 | T1N | -CMAM645823GC | 3,546 |
| 70 x 58 x 24-49 1/2 | 23 | 1750 x 1450 x 607-1257 | 585 | T1N | -CMAM705823GC | 3,554 |
| 76 x 58 x 24-49 1/2 | 23 | 1900 x 1450 x 607-1257 | 585 | T1N | -CMAM765823GC | 3,565 |
| 82 x 58 x 24-49 1/2 | 23 | 2050 x 1450 x 607-1257 | 585 | T1N | -CMAM825823GC | 3,573 |

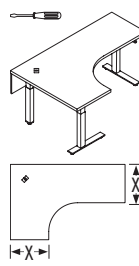
Surface 1. Smooth edge N. Specify matching (N) or contrasting (K, S, W) edge. Specify accent color (K, S, W).

1 1/2" (38 mm) surfaces: Minimum position of 24 1/2" (620 mm) and maximum position of 50" (1270 mm).

| | | | | | | |
|---------------------|----|------------------------|-----|-----|---------------|-------|
| 58 x 40 x 24 1/2-50 | 23 | 1450 x 1000 x 620-1270 | 585 | T5N | -CMAM584023GC | 3,573 |
| 64 x 40 x 24 1/2-50 | 23 | 1600 x 1000 x 620-1270 | 585 | T5N | -CMAM644023GC | 3,586 |
| 70 x 40 x 24 1/2-50 | 23 | 1750 x 1000 x 620-1270 | 585 | T5N | -CMAM704023GC | 3,605 |
| 76 x 40 x 24 1/2-50 | 23 | 1900 x 1000 x 620-1270 | 585 | T5N | -CMAM764023GC | 3,619 |
| 82 x 40 x 24 1/2-50 | 23 | 2050 x 1000 x 620-1270 | 585 | T5N | -CMAM824023GC | 3,631 |
| 58 x 46 x 24 1/2-50 | 23 | 1450 x 1150 x 620-1270 | 585 | T5N | -CMAM584623GC | 3,586 |
| 64 x 46 x 24 1/2-50 | 23 | 1600 x 1150 x 620-1270 | 585 | T5N | -CMAM644623GC | 3,605 |
| 70 x 46 x 24 1/2-50 | 23 | 1750 x 1150 x 620-1270 | 585 | T5N | -CMAM704623GC | 3,619 |
| 76 x 46 x 24 1/2-50 | 23 | 1900 x 1150 x 620-1270 | 585 | T5N | -CMAM764623GC | 3,631 |
| 82 x 46 x 24 1/2-50 | 23 | 2050 x 1150 x 620-1270 | 585 | T5N | -CMAM824623GC | 3,644 |
| 58 x 52 x 24 1/2-50 | 23 | 1450 x 1300 x 620-1270 | 585 | T5N | -CMAM585223GC | 3,605 |
| 64 x 52 x 24 1/2-50 | 23 | 1600 x 1300 x 620-1270 | 585 | T5N | -CMAM645223GC | 3,619 |
| 70 x 52 x 24 1/2-50 | 23 | 1750 x 1300 x 620-1270 | 585 | T5N | -CMAM705223GC | 3,631 |
| 76 x 52 x 24 1/2-50 | 23 | 1900 x 1300 x 620-1270 | 585 | T5N | -CMAM765223GC | 3,644 |
| 82 x 52 x 24 1/2-50 | 23 | 2050 x 1300 x 620-1270 | 585 | T5N | -CMAM825223GC | 3,656 |
| 58 x 58 x 24 1/2-50 | 23 | 1450 x 1450 x 620-1270 | 585 | T5N | -CMAM585823GC | 3,619 |
| 64 x 58 x 24 1/2-50 | 23 | 1600 x 1450 x 620-1270 | 585 | T5N | -CMAM645823GC | 3,631 |
| 70 x 58 x 24 1/2-50 | 23 | 1750 x 1450 x 620-1270 | 585 | T5N | -CMAM705823GC | 3,644 |
| 76 x 58 x 24 1/2-50 | 23 | 1900 x 1450 x 620-1270 | 585 | T5N | -CMAM765823GC | 3,656 |
| 82 x 58 x 24 1/2-50 | 23 | 2050 x 1450 x 620-1270 | 585 | T5N | -CMAM825823GC | 3,677 |

Surface 5. Smooth edge N. Specify matching (N) or contrasting (K, S, W) edge. Specify accent color (K, S, W).

Right extended corner tables with modesty panel – 23" D



Surfaces 1" (25 mm) or 1 1/2" (38 mm) thick. 1 rectangular grommet. Metal triple C-base. 120" L (3048 mm) cable with plug for wall outlet. Laminate modesty panel 12" (300 mm) H.

1" (25 mm) surfaces: Minimum position of 24" (607 mm) and maximum position of 49 1/2" (1257 mm).

| | | | | | | |
|---------------------|----|------------------------|-----|-----|---------------|-------|
| 58 x 40 x 24-49 1/2 | 23 | 1450 x 1000 x 607-1257 | 585 | T1N | -CMAM405823GC | 3,508 |
| 64 x 40 x 24-49 1/2 | 23 | 1600 x 1000 x 607-1257 | 585 | T1N | -CMAM406423GC | 3,513 |
| 70 x 40 x 24-49 1/2 | 23 | 1750 x 1000 x 607-1257 | 585 | T1N | -CMAM407023GC | 3,527 |
| 76 x 40 x 24-49 1/2 | 23 | 1900 x 1000 x 607-1257 | 585 | T1N | -CMAM407623GC | 3,534 |
| 82 x 40 x 24-49 1/2 | 23 | 2050 x 1000 x 607-1257 | 585 | T1N | -CMAM408223GC | 3,546 |
| 58 x 46 x 24-49 1/2 | 23 | 1450 x 1150 x 607-1257 | 585 | T1N | -CMAM465823GC | 3,513 |
| 64 x 46 x 24-49 1/2 | 23 | 1600 x 1150 x 607-1257 | 585 | T1N | -CMAM466423GC | 3,527 |
| 70 x 46 x 24-49 1/2 | 23 | 1750 x 1150 x 607-1257 | 585 | T1N | -CMAM467023GC | 3,534 |
| 76 x 46 x 24-49 1/2 | 23 | 1900 x 1150 x 607-1257 | 585 | T1N | -CMAM467623GC | 3,546 |
| 82 x 46 x 24-49 1/2 | 23 | 2050 x 1150 x 607-1257 | 585 | T1N | -CMAM468223GC | 3,554 |
| 58 x 52 x 24-49 1/2 | 23 | 1450 x 1300 x 607-1257 | 585 | T1N | -CMAM525823GC | 3,527 |
| 64 x 52 x 24-49 1/2 | 23 | 1600 x 1300 x 607-1257 | 585 | T1N | -CMAM526423GC | 3,534 |
| 70 x 52 x 24-49 1/2 | 23 | 1750 x 1300 x 607-1257 | 585 | T1N | -CMAM527023GC | 3,546 |
| 76 x 52 x 24-49 1/2 | 23 | 1900 x 1300 x 607-1257 | 585 | T1N | -CMAM527623GC | 3,554 |
| 82 x 52 x 24-49 1/2 | 23 | 2050 x 1300 x 607-1257 | 585 | T1N | -CMAM528223GC | 3,565 |
| 58 x 58 x 24-49 1/2 | 23 | 1450 x 1450 x 607-1257 | 585 | T1N | -CMAM585823GC | 3,534 |
| 64 x 58 x 24-49 1/2 | 23 | 1600 x 1450 x 607-1257 | 585 | T1N | -CMAM586423GC | 3,546 |
| 70 x 58 x 24-49 1/2 | 23 | 1750 x 1450 x 607-1257 | 585 | T1N | -CMAM587023GC | 3,554 |
| 76 x 58 x 24-49 1/2 | 23 | 1900 x 1450 x 607-1257 | 585 | T1N | -CMAM587623GC | 3,565 |
| 82 x 58 x 24-49 1/2 | 23 | 2050 x 1450 x 607-1257 | 585 | T1N | -CMAM588223GC | 3,573 |

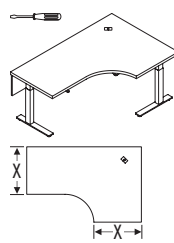
Surface 1. Smooth edge N. Specify matching (N) or contrasting (K, S, W) edge. Specify accent color (K, S, W).

1 1/2" (38 mm) surfaces: Minimum position of 24 1/2" (620 mm) and maximum position of 50" (1270 mm).

| | | | | | | |
|---------------------|----|------------------------|-----|-----|---------------|-------|
| 58 x 40 x 24 1/2-50 | 23 | 1450 x 1000 x 620-1270 | 585 | T5N | -CMAM405823GC | 3,573 |
| 64 x 40 x 24 1/2-50 | 23 | 1600 x 1000 x 620-1270 | 585 | T5N | -CMAM406423GC | 3,586 |
| 70 x 40 x 24 1/2-50 | 23 | 1750 x 1000 x 620-1270 | 585 | T5N | -CMAM407023GC | 3,605 |
| 76 x 40 x 24 1/2-50 | 23 | 1900 x 1000 x 620-1270 | 585 | T5N | -CMAM407623GC | 3,619 |
| 82 x 40 x 24 1/2-50 | 23 | 2050 x 1000 x 620-1270 | 585 | T5N | -CMAM408223GC | 3,631 |
| 58 x 46 x 24 1/2-50 | 23 | 1450 x 1150 x 620-1270 | 585 | T5N | -CMAM465823GC | 3,586 |
| 64 x 46 x 24 1/2-50 | 23 | 1600 x 1150 x 620-1270 | 585 | T5N | -CMAM466423GC | 3,605 |
| 70 x 46 x 24 1/2-50 | 23 | 1750 x 1150 x 620-1270 | 585 | T5N | -CMAM467023GC | 3,619 |
| 76 x 46 x 24 1/2-50 | 23 | 1900 x 1150 x 620-1270 | 585 | T5N | -CMAM467623GC | 3,631 |
| 82 x 46 x 24 1/2-50 | 23 | 2050 x 1150 x 620-1270 | 585 | T5N | -CMAM468223GC | 3,644 |
| 58 x 52 x 24 1/2-50 | 23 | 1450 x 1300 x 620-1270 | 585 | T5N | -CMAM525823GC | 3,605 |
| 64 x 52 x 24 1/2-50 | 23 | 1600 x 1300 x 620-1270 | 585 | T5N | -CMAM526423GC | 3,619 |
| 70 x 52 x 24 1/2-50 | 23 | 1750 x 1300 x 620-1270 | 585 | T5N | -CMAM527023GC | 3,631 |
| 76 x 52 x 24 1/2-50 | 23 | 1900 x 1300 x 620-1270 | 585 | T5N | -CMAM527623GC | 3,644 |
| 82 x 52 x 24 1/2-50 | 23 | 2050 x 1300 x 620-1270 | 585 | T5N | -CMAM528223GC | 3,656 |
| 58 x 58 x 24 1/2-50 | 23 | 1450 x 1450 x 620-1270 | 585 | T5N | -CMAM585823GC | 3,619 |
| 64 x 58 x 24 1/2-50 | 23 | 1600 x 1450 x 620-1270 | 585 | T5N | -CMAM586423GC | 3,631 |
| 70 x 58 x 24 1/2-50 | 23 | 1750 x 1450 x 620-1270 | 585 | T5N | -CMAM587023GC | 3,644 |
| 76 x 58 x 24 1/2-50 | 23 | 1900 x 1450 x 620-1270 | 585 | T5N | -CMAM587623GC | 3,656 |
| 82 x 58 x 24 1/2-50 | 23 | 2050 x 1450 x 620-1270 | 585 | T5N | -CMAM588223GC | 3,677 |

Surface 5. Smooth edge N. Specify matching (N) or contrasting (K, S, W) edge. Specify accent color (K, S, W).

Left extended corner tables with modesty panel – 29" D



Surfaces 1" (25 mm) or 1 1/2" (38 mm) thick. 1 rectangular grommet. Metal triple C-base. 120" L (3048 mm) cable with plug for wall outlet. Laminate modesty panel 12" (300 mm) H.

1" (25 mm) surfaces: Minimum position of 24" (607 mm) and maximum position of 49 1/2" (1257 mm).

| | | | | | | |
|---------------------|----|------------------------|-----|-----|---------------|-------|
| 58 x 40 x 24-49 1/2 | 29 | 1450 x 1000 x 607-1257 | 725 | T1N | -CMAM584029GC | 3,520 |
| 64 x 40 x 24-49 1/2 | 29 | 1600 x 1000 x 607-1257 | 725 | T1N | -CMAM644029GC | 3,534 |
| 70 x 40 x 24-49 1/2 | 29 | 1750 x 1000 x 607-1257 | 725 | T1N | -CMAM704029GC | 3,546 |
| 76 x 40 x 24-49 1/2 | 29 | 1900 x 1000 x 607-1257 | 725 | T1N | -CMAM764029GC | 3,560 |
| 82 x 40 x 24-49 1/2 | 29 | 2050 x 1000 x 607-1257 | 725 | T1N | -CMAM824029GC | 3,565 |
| 58 x 46 x 24-49 1/2 | 29 | 1450 x 1150 x 607-1257 | 725 | T1N | -CMAM584629GC | 3,534 |
| 64 x 46 x 24-49 1/2 | 29 | 1600 x 1150 x 607-1257 | 725 | T1N | -CMAM644629GC | 3,546 |
| 70 x 46 x 24-49 1/2 | 29 | 1750 x 1150 x 607-1257 | 725 | T1N | -CMAM704629GC | 3,560 |
| 76 x 46 x 24-49 1/2 | 29 | 1900 x 1150 x 607-1257 | 725 | T1N | -CMAM764629GC | 3,565 |
| 82 x 46 x 24-49 1/2 | 29 | 2050 x 1150 x 607-1257 | 725 | T1N | -CMAM824629GC | 3,581 |
| 58 x 52 x 24-49 1/2 | 29 | 1450 x 1300 x 607-1257 | 725 | T1N | -CMAM585229GC | 3,546 |
| 64 x 52 x 24-49 1/2 | 29 | 1600 x 1300 x 607-1257 | 725 | T1N | -CMAM645229GC | 3,560 |
| 70 x 52 x 24-49 1/2 | 29 | 1750 x 1300 x 607-1257 | 725 | T1N | -CMAM705229GC | 3,565 |
| 76 x 52 x 24-49 1/2 | 29 | 1900 x 1300 x 607-1257 | 725 | T1N | -CMAM765229GC | 3,581 |
| 82 x 52 x 24-49 1/2 | 29 | 2050 x 1300 x 607-1257 | 725 | T1N | -CMAM825229GC | 3,593 |

| | W x D x H (in) | X (in) | W x D x H (mm) | X (mm) | Code | (\$) | |
|--|--|------------------------|------------------------|-------------------|-------------------|-------|--|
| Left extended corner tables with modesty panel – 29" D (cont'd) | 58 x 58 x 24-49 1/2 | 29 | 1450 x 1450 x 607-1257 | 725 | T1N_-CMAM5858296C | 3,560 | |
| | 64 x 58 x 24-49 1/2 | 29 | 1600 x 1450 x 607-1257 | 725 | T1N_-CMAM6458296C | 3,565 | |
| | 70 x 58 x 24-49 1/2 | 29 | 1750 x 1450 x 607-1257 | 725 | T1N_-CMAM7058296C | 3,581 | |
| | 76 x 58 x 24-49 1/2 | 29 | 1900 x 1450 x 607-1257 | 725 | T1N_-CMAM7658296C | 3,593 | |
| | 82 x 58 x 24-49 1/2 | 29 | 2050 x 1450 x 607-1257 | 725 | T1N_-CMAM8258296C | 3,605 | |
| | Surface 1. Smooth edge N. Specify matching (N) or contrasting (K, S, W) edge. Specify accent color (K, S, W). | | | | | | |
| | <i>1 1/2" (38 mm) surfaces: Minimum position of 24 1/2" (620 mm) and maximum position of 50" (1270 mm).</i> | | | | | | |
| | 58 x 40 x 24 1/2-50 | 29 | 1450 x 1000 x 620-1270 | 725 | T5N_-CMAM5840296C | 3,598 | |
| | 64 x 40 x 24 1/2-50 | 29 | 1600 x 1000 x 620-1270 | 725 | T5N_-CMAM6440296C | 3,611 | |
| | 70 x 40 x 24 1/2-50 | 29 | 1750 x 1000 x 620-1270 | 725 | T5N_-CMAM7040296C | 3,631 | |
| 76 x 40 x 24 1/2-50 | 29 | 1900 x 1000 x 620-1270 | 725 | T5N_-CMAM7640296C | 3,651 | | |
| 82 x 40 x 24 1/2-50 | 29 | 2050 x 1000 x 620-1270 | 725 | T5N_-CMAM8240296C | 3,670 | | |
| 58 x 46 x 24 1/2-50 | 29 | 1450 x 1150 x 620-1270 | 725 | T5N_-CMAM5846296C | 3,611 | | |
| 64 x 46 x 24 1/2-50 | 29 | 1600 x 1150 x 620-1270 | 725 | T5N_-CMAM6446296C | 3,631 | | |
| 70 x 46 x 24 1/2-50 | 29 | 1750 x 1150 x 620-1270 | 725 | T5N_-CMAM7046296C | 3,651 | | |
| 76 x 46 x 24 1/2-50 | 29 | 1900 x 1150 x 620-1270 | 725 | T5N_-CMAM7646296C | 3,670 | | |
| 82 x 46 x 24 1/2-50 | 29 | 2050 x 1150 x 620-1270 | 725 | T5N_-CMAM8246296C | 3,683 | | |
| 58 x 52 x 24 1/2-50 | 29 | 1450 x 1300 x 620-1270 | 725 | T5N_-CMAM5852296C | 3,631 | | |
| 64 x 52 x 24 1/2-50 | 29 | 1600 x 1300 x 620-1270 | 725 | T5N_-CMAM6452296C | 3,651 | | |
| 70 x 52 x 24 1/2-50 | 29 | 1750 x 1300 x 620-1270 | 725 | T5N_-CMAM7052296C | 3,670 | | |
| 76 x 52 x 24 1/2-50 | 29 | 1900 x 1300 x 620-1270 | 725 | T5N_-CMAM7652296C | 3,683 | | |
| 82 x 52 x 24 1/2-50 | 29 | 2050 x 1300 x 620-1270 | 725 | T5N_-CMAM8252296C | 3,703 | | |
| 58 x 58 x 24 1/2-50 | 29 | 1450 x 1450 x 620-1270 | 725 | T5N_-CMAM5858296C | 3,651 | | |
| 64 x 58 x 24 1/2-50 | 29 | 1600 x 1450 x 620-1270 | 725 | T5N_-CMAM6458296C | 3,670 | | |
| 70 x 58 x 24 1/2-50 | 29 | 1750 x 1450 x 620-1270 | 725 | T5N_-CMAM7058296C | 3,683 | | |
| 76 x 58 x 24 1/2-50 | 29 | 1900 x 1450 x 620-1270 | 725 | T5N_-CMAM7658296C | 3,703 | | |
| 82 x 58 x 24 1/2-50 | 29 | 2050 x 1450 x 620-1270 | 725 | T5N_-CMAM8258296C | 3,721 | | |
| Surface 5. Smooth edge N. Specify matching (N) or contrasting (K, S, W) edge. Specify accent color (K, S, W). | | | | | | | |

| | W x D x H (in) | X (in) | W x D x H (mm) | X (mm) | Code | (\$) |
|--|--|------------------------|------------------------|-------------------|-------------------|-------|
| Right extended corner tables with modesty panel – 29" D | <i>Surfaces 1" (25 mm) or 1 1/2" (38 mm) thick. 1 rectangular grommet. Metal triple C-base. 120" L (3048 mm) cable with plug for wall outlet. Laminate modesty panel 12" (300 mm) H.</i> | | | | | |
| | <i>1" (25 mm) surfaces: Minimum position of 24" (607 mm) and maximum position of 49 1/2" (1257 mm).</i> | | | | | |
| | 58 x 40 x 24-49 1/2 | 29 | 1450 x 1000 x 607-1257 | 725 | T1N_-CMAM4058296C | 3,520 |
| | 64 x 40 x 24-49 1/2 | 29 | 1600 x 1000 x 607-1257 | 725 | T1N_-CMAM4064296C | 3,534 |
| | 70 x 40 x 24-49 1/2 | 29 | 1750 x 1000 x 607-1257 | 725 | T1N_-CMAM4070296C | 3,546 |
| | 76 x 40 x 24-49 1/2 | 29 | 1900 x 1000 x 607-1257 | 725 | T1N_-CMAM4076296C | 3,560 |
| | 82 x 40 x 24-49 1/2 | 29 | 2050 x 1000 x 607-1257 | 725 | T1N_-CMAM4082296C | 3,565 |
| | 58 x 46 x 24-49 1/2 | 29 | 1450 x 1150 x 607-1257 | 725 | T1N_-CMAM4658296C | 3,534 |
| | 64 x 46 x 24-49 1/2 | 29 | 1600 x 1150 x 607-1257 | 725 | T1N_-CMAM4664296C | 3,546 |
| | 70 x 46 x 24-49 1/2 | 29 | 1750 x 1150 x 607-1257 | 725 | T1N_-CMAM4670296C | 3,560 |
| 76 x 46 x 24-49 1/2 | 29 | 1900 x 1150 x 607-1257 | 725 | T1N_-CMAM4676296C | 3,565 | |
| 82 x 46 x 24-49 1/2 | 29 | 2050 x 1150 x 607-1257 | 725 | T1N_-CMAM4682296C | 3,581 | |
| 58 x 52 x 24-49 1/2 | 29 | 1450 x 1300 x 607-1257 | 725 | T1N_-CMAM5258296C | 3,546 | |
| 64 x 52 x 24-49 1/2 | 29 | 1600 x 1300 x 607-1257 | 725 | T1N_-CMAM5264296C | 3,560 | |
| 70 x 52 x 24-49 1/2 | 29 | 1750 x 1300 x 607-1257 | 725 | T1N_-CMAM5270296C | 3,565 | |
| 76 x 52 x 24-49 1/2 | 29 | 1900 x 1300 x 607-1257 | 725 | T1N_-CMAM5276296C | 3,581 | |
| 82 x 52 x 24-49 1/2 | 29 | 2050 x 1300 x 607-1257 | 725 | T1N_-CMAM5282296C | 3,593 | |
| 58 x 58 x 24-49 1/2 | 29 | 1450 x 1450 x 607-1257 | 725 | T1N_-CMAM5858296C | 3,560 | |
| 64 x 58 x 24-49 1/2 | 29 | 1600 x 1450 x 607-1257 | 725 | T1N_-CMAM5864296C | 3,565 | |
| 70 x 58 x 24-49 1/2 | 29 | 1750 x 1450 x 607-1257 | 725 | T1N_-CMAM5870296C | 3,581 | |
| 76 x 58 x 24-49 1/2 | 29 | 1900 x 1450 x 607-1257 | 725 | T1N_-CMAM5876296C | 3,593 | |
| 82 x 58 x 24-49 1/2 | 29 | 2050 x 1450 x 607-1257 | 725 | T1N_-CMAM5882296C | 3,605 | |
| Surface 1. Smooth edge N. Specify matching (N) or contrasting (K, S, W) edge. Specify accent color (K, S, W). | | | | | | |
| <i>1 1/2" (38 mm) surfaces: Minimum position of 24 1/2" (620 mm) and maximum position of 50" (1270 mm).</i> | | | | | | |
| 58 x 40 x 24 1/2-50 | 29 | 1450 x 1000 x 620-1270 | 725 | T5N_-CMAM4058296C | 3,598 | |
| 64 x 40 x 24 1/2-50 | 29 | 1600 x 1000 x 620-1270 | 725 | T5N_-CMAM4064296C | 3,611 | |
| 70 x 40 x 24 1/2-50 | 29 | 1750 x 1000 x 620-1270 | 725 | T5N_-CMAM4070296C | 3,631 | |
| 76 x 40 x 24 1/2-50 | 29 | 1900 x 1000 x 620-1270 | 725 | T5N_-CMAM4076296C | 3,651 | |
| 82 x 40 x 24 1/2-50 | 29 | 2050 x 1000 x 620-1270 | 725 | T5N_-CMAM4082296C | 3,670 | |
| 58 x 46 x 24 1/2-50 | 29 | 1450 x 1150 x 620-1270 | 725 | T5N_-CMAM4658296C | 3,611 | |
| 64 x 46 x 24 1/2-50 | 29 | 1600 x 1150 x 620-1270 | 725 | T5N_-CMAM4664296C | 3,656 | |
| 70 x 46 x 24 1/2-50 | 29 | 1750 x 1150 x 620-1270 | 725 | T5N_-CMAM4670296C | 3,664 | |
| 76 x 46 x 24 1/2-50 | 29 | 1900 x 1150 x 620-1270 | 725 | T5N_-CMAM4676296C | 3,677 | |

| | W x D x H (in) | X (in) | W x D x H (mm) | X (mm) | Code | (\$) |
|--|---------------------|------------------------|------------------------|-------------------|-------------------|-------|
| Right extended corner tables with modesty panel – 29" D (cont'd) | 82 x 46 x 24 1/2-50 | 29 | 2050 x 1150 x 620-1270 | 725 | T5N_-CMAM4682296C | 3,683 |
| | 58 x 52 x 24 1/2-50 | 29 | 1450 x 1300 x 620-1270 | 725 | T5N_-CMAM5258296C | 3,631 |
| | 64 x 52 x 24 1/2-50 | 29 | 1600 x 1300 x 620-1270 | 725 | T5N_-CMAM5264296C | 3,651 |
| | 70 x 52 x 24 1/2-50 | 29 | 1750 x 1300 x 620-1270 | 725 | T5N_-CMAM5270296C | 3,670 |
| | 76 x 52 x 24 1/2-50 | 29 | 1900 x 1300 x 620-1270 | 725 | T5N_-CMAM5276296C | 3,683 |
| | 82 x 52 x 24 1/2-50 | 29 | 2050 x 1300 x 620-1270 | 725 | T5N_-CMAM5282296C | 3,703 |
| | 58 x 58 x 24 1/2-50 | 29 | 1450 x 1450 x 620-1270 | 725 | T5N_-CMAM5858296C | 3,651 |
| | 64 x 58 x 24 1/2-50 | 29 | 1600 x 1450 x 620-1270 | 725 | T5N_-CMAM5864296C | 3,670 |
| | 70 x 58 x 24 1/2-50 | 29 | 1750 x 1450 x 620-1270 | 725 | T5N_-CMAM5870296C | 3,683 |
| | 76 x 58 x 24 1/2-50 | 29 | 1900 x 1450 x 620-1270 | 725 | T5N_-CMAM5876296C | 3,703 |
| 82 x 58 x 24 1/2-50 | 29 | 2050 x 1450 x 620-1270 | 725 | T5N_-CMAM5882296C | 3,721 | |
| Surface 5. Smooth edge N. Specify matching (N) or contrasting (K, S, W) edge. Specify accent color (K, S, W). | | | | | | |

| W x D x H (in) | W x D x H (mm) | Code | (\$) |
|--|----------------|-----------------------------|----------------------------|
| ACCESSORIES FOR ELECTRIC HEIGHT ADJUSTABLE TABLES | | | |
| Fabric vertical wire cover | | | |
| <i>Allows vertical cable management. Diameter of 2 1/2" (63 mm). With zipper. All United Chair® standard fabrics are applicable.</i> | | | |
| | | Gr1 Gr2 Gr3 Gr4 Gr5 Gr6 Gr8 | |
| 2 1/2 x 2 1/2 x 52 | 63 x 63 x 1320 | DVW48 | 97 102 112 118 130 143 156 |
| Specify the fabric code at the end of the product code. | | | |
| Cable management fasteners | | | |
| <i>Install beneath work surfaces. Make it possible to pinch cables beneath the work surface for cable management. Grey. Pack of 5.</i> | | | |
| 5 1/2 x 1 1/2 x 1 | 140 x 40 x 25 | LGC-WMC05 | 112 |

QUORUM MULTICONFERENCE

Approx. no. of seats W x D x H (in) W x D x H (mm) Code With option: (\$)

TRAINING TABLES – V-BASE

Mobile rectangular tables with flip-top mechanism



Surfaces 1" (25 mm) or 1 1/2" (38 mm) thick. V-base with casters with brakes. Mechanism to make the work surface flip vertically. The tables can be connected to one another by using LGC-UP4 connectors. Can accept a modesty panel and LGC-TH2 hooks. Option of electrical module at the center with non-sequential multiple interconnection system. **Must be ordered separately.** 1 starter kit for interconnection system LGC-DCPS108.

| Approx. no. of seats | W x D x H (in) | W x D x H (mm) | Code | With option: (\$) | PC (\$) |
|----------------------|----------------|------------------|-----------------|-------------------|---------|
| 1 | 48 x 24 x 29 | 1200 x 600 x 738 | T1N --MRCF2448V | 1,780 | 2,599 |
| 2 | 54 x 24 x 29 | 1350 x 600 x 738 | T1N --MRCF2454V | 1,801 | 2,626 |
| 2 | 60 x 24 x 29 | 1500 x 600 x 738 | T1N --MRCF2460V | 1,824 | 2,661 |
| 2 | 66 x 24 x 29 | 1650 x 600 x 738 | T1N --MRCF2466V | 1,845 | 2,682 |
| 2 | 72 x 24 x 29 | 1800 x 600 x 738 | T1N --MRCF2472V | 1,867 | 2,703 |
| 2 | 78 x 24 x 29 | 1950 x 600 x 738 | T1N --MRCF2478V | 1,917 | 2,761 |
| 3 | 84 x 24 x 29 | 2100 x 600 x 738 | T1N --MRCF2484V | 1,967 | 2,828 |
| 1 | 48 x 30 x 29 | 1200 x 750 x 738 | T1N --MRCF3048V | 1,801 | 2,619 |
| 2 | 54 x 30 x 29 | 1350 x 750 x 738 | T1N --MRCF3054V | 1,824 | 2,649 |
| 2 | 60 x 30 x 29 | 1500 x 750 x 738 | T1N --MRCF3060V | 1,845 | 2,682 |
| 2 | 66 x 30 x 29 | 1650 x 750 x 738 | T1N --MRCF3066V | 1,867 | 2,703 |
| 2 | 72 x 30 x 29 | 1800 x 750 x 738 | T1N --MRCF3072V | 1,894 | 2,731 |
| 2 | 78 x 30 x 29 | 1950 x 750 x 738 | T1N --MRCF3078V | 1,946 | 2,790 |
| 3 | 84 x 30 x 29 | 2100 x 750 x 738 | T1N --MRCF3084V | 2,006 | 2,867 |

Surface 1. Smooth edge N. Specify matching (N) or contrasting (K, S, W) edge. Specify accent color (K, S, W). Option of module at the center: add PC at the end of the product code.

| Approx. no. of seats | W x D x H (in) | W x D x H (mm) | Code | With option: (\$) | PC (\$) |
|----------------------|------------------|------------------|-----------------|-------------------|---------|
| 1 | 48 x 24 x 29 1/2 | 1200 x 600 x 751 | T5N --MRCF2448V | 1,824 | 2,642 |
| 2 | 54 x 24 x 29 1/2 | 1350 x 600 x 751 | T5N --MRCF2454V | 1,845 | 2,670 |
| 2 | 60 x 24 x 29 1/2 | 1500 x 600 x 751 | T5N --MRCF2460V | 1,874 | 2,712 |
| 2 | 66 x 24 x 29 1/2 | 1650 x 600 x 751 | T5N --MRCF2466V | 1,902 | 2,740 |
| 2 | 72 x 24 x 29 1/2 | 1800 x 600 x 751 | T5N --MRCF2472V | 1,924 | 2,762 |
| 2 | 78 x 24 x 29 1/2 | 1950 x 600 x 751 | T5N --MRCF2478V | 1,989 | 2,833 |
| 3 | 84 x 24 x 29 1/2 | 2100 x 600 x 751 | T5N --MRCF2484V | 2,047 | 2,908 |
| 1 | 48 x 30 x 29 1/2 | 1200 x 750 x 751 | T5N --MRCF3048V | 1,852 | 2,672 |
| 2 | 54 x 30 x 29 1/2 | 1350 x 750 x 751 | T5N --MRCF3054V | 1,881 | 2,706 |
| 2 | 60 x 30 x 29 1/2 | 1500 x 750 x 751 | T5N --MRCF3060V | 1,912 | 2,748 |
| 2 | 66 x 30 x 29 1/2 | 1650 x 750 x 751 | T5N --MRCF3066V | 1,946 | 2,784 |
| 2 | 72 x 30 x 29 1/2 | 1800 x 750 x 751 | T5N --MRCF3072V | 1,976 | 2,813 |
| 2 | 78 x 30 x 29 1/2 | 1950 x 750 x 751 | T5N --MRCF3078V | 2,033 | 2,877 |
| 3 | 84 x 30 x 29 1/2 | 2100 x 750 x 751 | T5N --MRCF3084V | 2,099 | 2,959 |

Surface 5. Smooth edge N. Specify matching (N) or contrasting (K, S, W) edge. Specify accent color (K, S, W). Option of module at the center: add PC at the end of the product code.

Mobile rectangular tables with radius corners and flip-top mechanism



Surfaces 1" (25 mm) or 1 1/2" (38 mm) thick. V-base with casters with brakes. Mechanism to make the work surface flip vertically. The tables can be connected to one another by using LGC-UP4 connectors. Can accept a modesty panel and LGC-TH2 hooks. Option of electrical module at the center with non-sequential multiple interconnection system. **Must be ordered separately for PC option:** 1 starter kit for interconnection system LGC-DCPS108.

| Approx. no. of seats | W x D x H (in) | W x D x H (mm) | Code | With option: (\$) | PC (\$) |
|----------------------|----------------|------------------|------------------|-------------------|---------|
| 1 | 48 x 24 x 29 | 1200 x 600 x 738 | T1N --MRCRF2448V | 1,883 | 2,701 |
| 2 | 54 x 24 x 29 | 1350 x 600 x 738 | T1N --MRCRF2454V | 1,902 | 2,727 |
| 2 | 60 x 24 x 29 | 1500 x 600 x 738 | T1N --MRCRF2460V | 1,925 | 2,763 |
| 2 | 66 x 24 x 29 | 1650 x 600 x 738 | T1N --MRCRF2466V | 1,946 | 2,784 |
| 2 | 72 x 24 x 29 | 1800 x 600 x 738 | T1N --MRCRF2472V | 1,968 | 2,805 |
| 2 | 78 x 24 x 29 | 1950 x 600 x 738 | T1N --MRCRF2478V | 2,019 | 2,862 |
| 3 | 84 x 24 x 29 | 2100 x 600 x 738 | T1N --MRCRF2484V | 2,069 | 2,930 |
| 1 | 48 x 30 x 29 | 1200 x 750 x 738 | T1N --MRCRF3048V | 1,902 | 2,721 |
| 2 | 54 x 30 x 29 | 1350 x 750 x 738 | T1N --MRCRF3054V | 1,925 | 2,750 |
| 2 | 60 x 30 x 29 | 1500 x 750 x 738 | T1N --MRCRF3060V | 1,946 | 2,784 |
| 2 | 66 x 30 x 29 | 1650 x 750 x 738 | T1N --MRCRF3066V | 1,968 | 2,805 |
| 2 | 72 x 30 x 29 | 1800 x 750 x 738 | T1N --MRCRF3072V | 1,995 | 2,834 |

Approx. no. of seats W x D x H (in) W x D x H (mm) Code With option: (\$)

Mobile rectangular tables with radius corners and flip-top mechanism (cont'd)

| Approx. no. of seats | W x D x H (in) | W x D x H (mm) | Code | With option: (\$) | PC (\$) |
|----------------------|----------------|------------------|------------------|-------------------|---------|
| 2 | 78 x 30 x 29 | 1950 x 750 x 738 | T1N --MRCRF3078V | 2,048 | 2,891 |
| 3 | 84 x 30 x 29 | 2100 x 750 x 738 | T1N --MRCRF3084V | 2,108 | 2,969 |

Surface 1. Smooth edge N. Specify matching (N) or contrasting (K, S, W) edge. Specify accent color (K, S, W). Option of module at the center: add PC at the end of the product code.

| Approx. no. of seats | W x D x H (in) | W x D x H (mm) | Code | With option: (\$) | PC (\$) |
|----------------------|------------------|------------------|------------------|-------------------|---------|
| 1 | 48 x 24 x 29 1/2 | 1200 x 600 x 751 | T5N --MRCRF2448V | 1,925 | 2,745 |
| 2 | 54 x 24 x 29 1/2 | 1350 x 600 x 751 | T5N --MRCRF2454V | 1,946 | 2,771 |
| 2 | 60 x 24 x 29 1/2 | 1500 x 600 x 751 | T5N --MRCRF2460V | 1,978 | 2,814 |
| 2 | 66 x 24 x 29 1/2 | 1650 x 600 x 751 | T5N --MRCRF2466V | 2,005 | 2,841 |
| 2 | 72 x 24 x 29 1/2 | 1800 x 600 x 751 | T5N --MRCRF2472V | 2,027 | 2,863 |
| 2 | 78 x 24 x 29 1/2 | 1950 x 600 x 751 | T5N --MRCRF2478V | 2,091 | 2,934 |
| 3 | 84 x 24 x 29 1/2 | 2100 x 600 x 751 | T5N --MRCRF2484V | 2,149 | 3,010 |
| 1 | 48 x 30 x 29 1/2 | 1200 x 750 x 751 | T5N --MRCRF3048V | 1,956 | 2,773 |
| 2 | 54 x 30 x 29 1/2 | 1350 x 750 x 751 | T5N --MRCRF3054V | 1,983 | 2,808 |
| 2 | 60 x 30 x 29 1/2 | 1500 x 750 x 751 | T5N --MRCRF3060V | 2,013 | 2,850 |
| 2 | 66 x 30 x 29 1/2 | 1650 x 750 x 751 | T5N --MRCRF3066V | 2,048 | 2,885 |
| 2 | 72 x 30 x 29 1/2 | 1800 x 750 x 751 | T5N --MRCRF3072V | 2,078 | 2,914 |
| 2 | 78 x 30 x 29 1/2 | 1950 x 750 x 751 | T5N --MRCRF3078V | 2,134 | 2,978 |
| 3 | 84 x 30 x 29 1/2 | 2100 x 750 x 751 | T5N --MRCRF3084V | 2,200 | 3,061 |

Surface 5. Smooth edge N. Specify matching (N) or contrasting (K, S, W) edge. Specify accent color (K, S, W). Option of module at the center: add PC at the end of the product code.

Mobile rectangular tables



Surfaces 1" (25 mm) or 1 1/2" (38 mm) thick. V-base with casters with brakes. The tables can be connected to one another by using LGC-UP4 connectors. Can accept a modesty panel and LGC-TH2 hooks. Option of electrical module at the center with non-sequential multiple interconnection system. **Must be ordered separately for PC option:** 1 starter kit for interconnection system LGC-DCPS108.

| Approx. no. of seats | W x D x H (in) | W x D x H (mm) | Code | With option: (\$) | PC (\$) |
|----------------------|----------------|------------------|----------------|-------------------|---------|
| 1 | 48 x 24 x 29 | 1200 x 600 x 738 | T1N --MRC2448V | 1,331 | 2,149 |
| 2 | 54 x 24 x 29 | 1350 x 600 x 738 | T1N --MRC2454V | 1,354 | 2,178 |
| 2 | 60 x 24 x 29 | 1500 x 600 x 738 | T1N --MRC2460V | 1,376 | 2,212 |
| 2 | 66 x 24 x 29 | 1650 x 600 x 738 | T1N --MRC2466V | 1,398 | 2,234 |
| 2 | 72 x 24 x 29 | 1800 x 600 x 738 | T1N --MRC2472V | 1,417 | 2,255 |
| 2 | 78 x 24 x 29 | 1950 x 600 x 738 | T1N --MRC2478V | 1,469 | 2,310 |
| 3 | 84 x 24 x 29 | 2100 x 600 x 738 | T1N --MRC2484V | 1,510 | 2,373 |
| 1 | 48 x 30 x 29 | 1200 x 750 x 738 | T1N --MRC3048V | 1,354 | 2,173 |
| 2 | 54 x 30 x 29 | 1350 x 750 x 738 | T1N --MRC3054V | 1,376 | 2,200 |
| 2 | 60 x 30 x 29 | 1500 x 750 x 738 | T1N --MRC3060V | 1,398 | 2,234 |
| 2 | 66 x 30 x 29 | 1650 x 750 x 738 | T1N --MRC3066V | 1,426 | 2,262 |
| 2 | 72 x 30 x 29 | 1800 x 750 x 738 | T1N --MRC3072V | 1,449 | 2,285 |
| 2 | 78 x 30 x 29 | 1950 x 750 x 738 | T1N --MRC3078V | 1,498 | 2,341 |
| 3 | 84 x 30 x 29 | 2100 x 750 x 738 | T1N --MRC3084V | 1,549 | 2,409 |

Surface 1. Smooth edge N. Specify matching (N) or contrasting (K, S, W) edge. Specify accent color (K, S, W). Option of module at the center: add PC at the end of the product code.

| Approx. no. of seats | W x D x H (in) | W x D x H (mm) | Code | With option: (\$) | PC (\$) |
|----------------------|------------------|------------------|----------------|-------------------|---------|
| 1 | 48 x 24 x 29 1/2 | 1200 x 600 x 751 | T5N --MRC2448V | 1,376 | 2,193 |
| 2 | 54 x 24 x 29 1/2 | 1350 x 600 x 751 | T5N --MRC2454V | 1,404 | 2,228 |
| 2 | 60 x 24 x 29 1/2 | 1500 x 600 x 751 | T5N --MRC2460V | 1,426 | 2,262 |
| 2 | 66 x 24 x 29 1/2 | 1650 x 600 x 751 | T5N --MRC2466V | 1,454 | 2,290 |
| 2 | 72 x 24 x 29 1/2 | 1800 x 600 x 751 | T5N --MRC2472V | 1,484 | 2,322 |
| 2 | 78 x 24 x 29 1/2 | 1950 x 600 x 751 | T5N --MRC2478V | 1,533 | 2,377 |
| 3 | 84 x 24 x 29 1/2 | 2100 x 600 x 751 | T5N --MRC2484V | 1,593 | 2,453 |
| 1 | 48 x 30 x 29 1/2 | 1200 x 750 x 751 | T5N --MRC3048V | 1,404 | 2,222 |
| 2 | 54 x 30 x 29 1/2 | 1350 x 750 x 751 | T5N --MRC3054V | 1,433 | 2,258 |
| 2 | 60 x 30 x 29 1/2 | 1500 x 750 x 751 | T5N --MRC3060V | 1,469 | 2,305 |
| 2 | 66 x 30 x 29 1/2 | 1650 x 750 x 751 | T5N --MRC3066V | 1,498 | 2,334 |
| 2 | 72 x 30 x 29 1/2 | 1800 x 750 x 751 | T5N --MRC3072V | 1,528 | 2,365 |
| 2 | 78 x 30 x 29 1/2 | 1950 x 750 x 751 | T5N --MRC3078V | 1,585 | 2,428 |
| 3 | 84 x 30 x 29 1/2 | 2100 x 750 x 751 | T5N --MRC3084V | 1,649 | 2,511 |

Surface 5. Smooth edge N. Specify matching (N) or contrasting (K, S, W) edge. Specify accent color (K, S, W). Option of module at the center: add PC at the end of the product code.

TECHNOLOGY INTEGRATION



PC Electrical module

POSITIONING



PC

Approx. no. of seats

| W x D x H (in) | W x D x H (mm) | Code | With option: (\$) | PC (\$) |
|---|----------------|------------------|-------------------|-------------|
| Mobile rectangular tables with radius corners | | | | |
| <i>Surfaces 1" (25 mm) or 1½" (38 mm) thick. V-base with casters with brakes. The tables can be connected to one another by using LGC-UP4 connectors. Can accept a modesty panel and LGC-TH2 hooks. Option of electrical module at the center with non-sequential multiple interconnection system. Must be ordered separately for PC option: 1 starter kit for interconnection system LGC-DCPS108.</i> | | | | |
| 1 | 48 x 24 x 29 | 1200 x 600 x 738 | T1N -MRCR2448V | 1,432 2,251 |
| 2 | 54 x 24 x 29 | 1350 x 600 x 738 | T1N -MRCR2454V | 1,455 2,280 |
| 2 | 60 x 24 x 29 | 1500 x 600 x 738 | T1N -MRCR2460V | 1,477 2,313 |
| 2 | 66 x 24 x 29 | 1650 x 600 x 738 | T1N -MRCR2466V | 1,499 2,335 |
| 2 | 72 x 24 x 29 | 1800 x 600 x 738 | T1N -MRCR2472V | 1,520 2,356 |
| 2 | 78 x 24 x 29 | 1950 x 600 x 738 | T1N -MRCR2478V | 1,570 2,411 |
| 3 | 84 x 24 x 29 | 2100 x 600 x 738 | T1N -MRCR2484V | 1,614 2,474 |
| 1 | 48 x 30 x 29 | 1200 x 750 x 738 | T1N -MRCR3048V | 1,459 2,274 |
| 2 | 54 x 30 x 29 | 1350 x 750 x 738 | T1N -MRCR3054V | 1,477 2,302 |
| 2 | 60 x 30 x 29 | 1500 x 750 x 738 | T1N -MRCR3060V | 1,499 2,335 |
| 2 | 66 x 30 x 29 | 1650 x 750 x 738 | T1N -MRCR3066V | 1,527 2,363 |
| 2 | 72 x 30 x 29 | 1800 x 750 x 738 | T1N -MRCR3072V | 1,550 2,386 |
| 2 | 78 x 30 x 29 | 1950 x 750 x 738 | T1N -MRCR3078V | 1,599 2,443 |
| 3 | 84 x 30 x 29 | 2100 x 750 x 738 | T1N -MRCR3084V | 1,650 2,512 |
| Surface 1. Smooth edge N. Specify matching (N) or contrasting (K, S, W) edge. Specify accent color (K, S, W). Option of module at the center: add PC at the end of the product code. | | | | |
| 1 | 48 x 24 x 29½ | 1200 x 600 x 751 | T5N -MRCR2448V | 1,477 2,296 |
| 2 | 54 x 24 x 29½ | 1350 x 600 x 751 | T5N -MRCR2454V | 1,505 2,330 |
| 2 | 60 x 24 x 29½ | 1500 x 600 x 751 | T5N -MRCR2460V | 1,527 2,363 |
| 2 | 66 x 24 x 29½ | 1650 x 600 x 751 | T5N -MRCR2466V | 1,555 2,394 |
| 2 | 72 x 24 x 29½ | 1800 x 600 x 751 | T5N -MRCR2472V | 1,586 2,423 |
| 2 | 78 x 24 x 29½ | 1950 x 600 x 751 | T5N -MRCR2478V | 1,636 2,478 |
| 3 | 84 x 24 x 29½ | 2100 x 600 x 751 | T5N -MRCR2484V | 1,694 2,555 |
| 1 | 48 x 30 x 29½ | 1200 x 750 x 751 | T5N -MRCR3048V | 1,505 2,324 |
| 2 | 54 x 30 x 29½ | 1350 x 750 x 751 | T5N -MRCR3054V | 1,535 2,360 |
| 2 | 60 x 30 x 29½ | 1500 x 750 x 751 | T5N -MRCR3060V | 1,570 2,406 |
| 2 | 66 x 30 x 29½ | 1650 x 750 x 751 | T5N -MRCR3066V | 1,599 2,435 |
| 2 | 72 x 30 x 29½ | 1800 x 750 x 751 | T5N -MRCR3072V | 1,630 2,467 |
| 2 | 78 x 30 x 29½ | 1950 x 750 x 751 | T5N -MRCR3078V | 1,687 2,530 |
| 3 | 84 x 30 x 29½ | 2100 x 750 x 751 | T5N -MRCR3084V | 1,751 2,613 |
| Surface 5. Smooth edge N. Specify matching (N) or contrasting (K, S, W) edge. Specify accent color (K, S, W). Option of module at the center: add PC at the end of the product code. | | | | |

Starter kit for interconnection system

| W | D | H (in) | W | D | H (mm) | Code | (\$) |
|----|------|--------|---|---|--------|-------------|------|
| 72 | 1829 | | | | | LGC-DCPS108 | 509 |

Junction cable kit

| W | D | H (in) | W | D | H (mm) | Code | (\$) |
|----|------|--------|---|---|--------|------------|------|
| 54 | 1372 | | | | | LGC-DCJK48 | 152 |
| 60 | 1524 | | | | | LGC-DCJK54 | 169 |
| 66 | 1676 | | | | | LGC-DCJK60 | 188 |
| 72 | 1829 | | | | | LGC-DCJK66 | 207 |
| 78 | 1981 | | | | | LGC-DCJK72 | 224 |
| 84 | 2134 | | | | | LGC-DCJK78 | 243 |
| 90 | 2286 | | | | | LGC-DCJK84 | 261 |

TRAINING TABLES – T-BASE

Mobile rectangular tables with flip-top mechanism

| Approx. no. of seats | W x D x H (in) | W x D x H (mm) | Code | (\$) |
|---|----------------|------------------|----------------|-------|
| <i>Surface 1" (25 mm) thick. T-base with casters with brakes. Mechanism to make the work surface flip vertically. The tables can be connected to one another by using LGC-UP4 connectors. Can accept a modesty panel and LGC-TH2 hooks.</i> | | | | |
| 1 | 48 x 24 x 29 | 1200 x 600 x 736 | T1N -MRCF2448T | 1,207 |
| 2 | 54 x 24 x 29 | 1350 x 600 x 736 | T1N -MRCF2454T | 1,243 |
| 2 | 60 x 24 x 29 | 1500 x 600 x 736 | T1N -MRCF2460T | 1,279 |
| 2 | 66 x 24 x 29 | 1650 x 600 x 736 | T1N -MRCF2466T | 1,310 |
| 2 | 72 x 24 x 29 | 1800 x 600 x 736 | T1N -MRCF2472T | 1,346 |

Approx. no. of seats

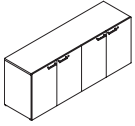

| W x D x H (in) | W x D x H (mm) | Code | (\$) |
|---|----------------|------------------|----------------------|
| Mobile rectangular tables with flip-top mechanism (cont'd) | | | |
| 1 | 48 x 30 x 29 | 1200 x 750 x 736 | T1N -MRCF3048T 1,231 |
| 2 | 54 x 30 x 29 | 1350 x 750 x 736 | T1N -MRCF3054T 1,274 |
| 2 | 60 x 30 x 29 | 1500 x 750 x 736 | T1N -MRCF3060T 1,316 |
| 2 | 66 x 30 x 29 | 1650 x 750 x 736 | T1N -MRCF3066T 1,364 |
| 2 | 72 x 30 x 29 | 1800 x 750 x 736 | T1N -MRCF3072T 1,407 |

Mobile rectangular tables

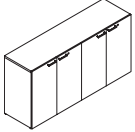
| Approx. no. of seats | W x D x H (in) | W x D x H (mm) | Code | (\$) |
|---|----------------|------------------|---------------|------|
| <i>Surface 1" (25 mm) thick. T-base with casters with brakes. The tables can be connected to one another by using LGC-UP4 connectors. Can accept a modesty panel and LGC-TH2 hooks.</i> | | | | |
| 1 | 48 x 24 x 29 | 1200 x 600 x 736 | T1N -MRC2448T | 752 |
| 2 | 54 x 24 x 29 | 1350 x 600 x 736 | T1N -MRC2454T | 789 |
| 2 | 60 x 24 x 29 | 1500 x 600 x 736 | T1N -MRC2460T | 825 |
| 2 | 66 x 24 x 29 | 1650 x 600 x 736 | T1N -MRC2466T | 861 |
| 2 | 72 x 24 x 29 | 1800 x 600 x 736 | T1N -MRC2472T | 898 |
| 1 | 48 x 30 x 29 | 1200 x 750 x 736 | T1N -MRC3048T | 770 |
| 2 | 54 x 30 x 29 | 1350 x 750 x 736 | T1N -MRC3054T | 818 |
| 2 | 60 x 30 x 29 | 1500 x 750 x 736 | T1N -MRC3060T | 868 |
| 2 | 66 x 30 x 29 | 1650 x 750 x 736 | T1N -MRC3066T | 916 |
| 2 | 72 x 30 x 29 | 1800 x 750 x 736 | T1N -MRC3072T | 965 |
| Surface 1. Smooth edge N. Specify matching (N) or contrasting (K, S, W) edge. Specify accent color (K, S, W). | | | | |
| <i>Surface 1" (25 mm) thick. T-base with levelers. The tables can be connected to one another by using LGC-UP4 connectors. Can accept a modesty panel and LGC-TH2 hooks.</i> | | | | |
| 1 | 48 x 24 x 29 | 1200 x 600 x 736 | T1N -RC2448T | 752 |
| 2 | 54 x 24 x 29 | 1350 x 600 x 736 | T1N -RC2454T | 789 |
| 2 | 60 x 24 x 29 | 1500 x 600 x 736 | T1N -RC2460T | 825 |
| 2 | 66 x 24 x 29 | 1650 x 600 x 736 | T1N -RC2466T | 861 |
| 2 | 72 x 24 x 29 | 1800 x 600 x 736 | T1N -RC2472T | 898 |
| 1 | 48 x 30 x 29 | 1200 x 750 x 736 | T1N -RC3048T | 770 |
| 2 | 54 x 30 x 29 | 1350 x 750 x 736 | T1N -RC3054T | 818 |
| 2 | 60 x 30 x 29 | 1500 x 750 x 736 | T1N -RC3060T | 868 |
| 2 | 66 x 30 x 29 | 1650 x 750 x 736 | T1N -RC3066T | 916 |
| 2 | 72 x 30 x 29 | 1800 x 750 x 736 | T1N -RC3072T | 965 |
| Surface 1. Smooth edge N. Specify matching (N) or contrasting (K, S, W) edge. Specify accent color (K, S, W). | | | | |

Fixed rectangular tables



| Approx. no. of seats | W x D x H (in) | W x D x H (mm) | Code | (\$) |
|--|-----------------|----------------|-----------------------------|------|
| TRAINING TABLE ACCESSORIES | | | | |
| Modesty panels for training tables | | | | |
| <i>Fabric modesty panel, with hinges. Installs beneath a training table. Panel provides a clearance of 3" (75 mm) on each side of the surface. Prices indicated are applicable to all United Chair® fabrics.</i> | | | | |
| | | | Gr1 Gr2 Gr3 Gr4 Gr5 Gr6 Gr8 | |
| 42 x ¾ x 8 | 1045 x 16 x 200 | TNNN -MODF48 | 400 431 461 481 502 518 539 | |
| 48 x ¾ x 8 | 1195 x 16 x 200 | TNNN -MODF54 | 414 444 476 495 516 536 558 | |
| 54 x ¾ x 8 | 1345 x 16 x 200 | TNNN -MODF60 | 435 466 501 523 543 563 586 | |
| 60 x ¾ x 8 | 1495 x 16 x 200 | TNNN -MODF66 | 447 482 515 537 560 582 605 | |
| 66 x ¾ x 8 | 1645 x 16 x 200 | TNNN -MODF72 | 469 505 538 562 586 608 633 | |
| 72 x ¾ x 8 | 1795 x 16 x 200 | TNNN -MODF78 | 495 534 571 596 622 646 670 | |
| 78 x ¾ x 8 | 1945 x 16 x 200 | TNNN -MODF84 | 531 572 609 638 663 692 718 | |
| Specify accent color (K, S, W). Specify the fabric code at the end of the product code. | | | | |
| Connectors for training tables | | | | |
| <i>Black plastic connectors. Are used to connect 2 tables. Pack of 4.</i> | | | | |
| 17/8 x 5/2 x 5/8 | 140 x 48 x 16 | LGC-UP4 | | 90 |
| Hooks for personal belongings | | | | |
| <i>Metal hooks. Install beneath a work surface. Pack of 2.</i> | | | | |
| 1½ x 1½ x 2 | 38 x 41 x 51 | LGC-TH2 | | 90 |
| Specify accent color (K, S, W). | | | | |

| | | W x D x H (in) | W x D x H (mm) | Code | (\$) |
|--|---|------------------|----------------|---|-------|
| COMPLEMENTARY FURNITURE | | | | | |
| Bookcase credenzas with doors | <i>Doors with soft-close hinges. Locks. 2 adjustable shelves.</i> | | | | |
|  | 72 x 20 x 29 | 1800 x 500 x 736 | T1NN -B207229B | | 1,801 |
| | 72 x 20 x 36 | 1800 x 500 x 914 | T1NN -B207236B |  | 2,158 |
| | Specify handle color (K, S, W). | | | | |

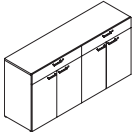
29" H (736 mm)




36" H (914 mm)

| | | | | | |
|--|---|------------------|----------------|---|-------|
| Bookcase credenzas with doors and drawers | <i>Utility drawers with soft-close slides. Doors with soft-close hinges. Locks. 2 adjustable shelves.</i> | | | | |
|  | 72 x 20 x 29 | 1800 x 500 x 736 | T1NN -207229UB | | 2,431 |
| | 72 x 20 x 36 | 1800 x 500 x 914 | T1NN -207236UB |  | 2,924 |
| | Specify handle color (K, S, W). | | | | |

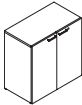
29" H (736 mm)




36" H (914 mm)

| | | | | | |
|--|--|-----------------|---------------|--|-------|
| Bookcases with doors | <i>Doors with soft-close hinges. Lock. 1 adjustable shelf.</i> | | | | |
|  | 36 x 20 x 29 | 900 x 500 x 736 | T1NN -203629B | | 1,098 |
| | 36 x 20 x 36 | 900 x 500 x 914 | T1NN -203636B | | 1,316 |
| | Specify handle color (K, S, W). | | | | |

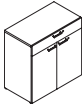
29" H (736 mm)



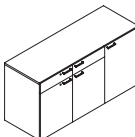
36" H (914 mm)

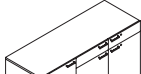
| | | | | | |
|--|--|-----------------|----------------|--|-------|
| Bookcase credenzas with doors and drawer | <i>Utility drawer with soft-close slides. Doors with soft-close hinges. Locks. 1 adjustable shelf.</i> | | | | |
|  | 36 x 20 x 29 | 900 x 500 x 736 | T1NN -203629UB | | 1,377 |
| | 36 x 20 x 36 | 900 x 500 x 914 | T1NN -203636UB | | 1,649 |
| | Specify handle color (K, S, W). | | | | |


29" H (736 mm)

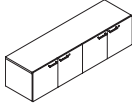




36" H (914 mm)


| | | | | | |
|--|--|------------------|-----------------|--|-------|
| Credenzas with space for refrigerator on right | <i>Space 20³/₄" W x 21⁵/₁₆" D x 32" H (530 x 542 x 812 mm) for a compact refrigerator. Vent at back. Utility drawers. Utensil tray. Door with access to 1 garbage bin and 1 recycling bin. Locks on 1 door and 1 drawer. 1 adjustable shelf.</i> | | | | |
|  | 72 x 25 x 36 | 1800 x 625 x 914 | T1NN -257236UBD | | 3,304 |
| | Specify handle color (K, S, W). | | | | |

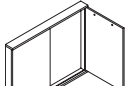
| | | W x D x H (in) | W x D x H (mm) | Code | (\$) |
|---|--|------------------|-----------------|------|-------|
| Credenzas with space for refrigerator on left | <i>Space 20³/₄" W x 21⁵/₁₆" D x 32" H (530 x 542 x 812 mm) for a compact refrigerator. Vent at back. Utility drawers. Utensil tray. Door with access to 1 garbage bin and 1 recycling bin. Locks on 1 door and 1 drawer. 1 adjustable shelf.</i> | | | | |
|  | 72 x 25 x 36 | 1800 x 625 x 914 | T1NN -257236DUB | | 3,304 |
| | Specify handle color (K, S, W). | | | | |

| | | | | | |
|---|---|------------------|---------------|--|-------|
| Cabinets | <i>Doors with lock. 3 adjustable shelves and 1 full-width fixed shelf. Laminate doors</i> | | | | |
|  | 36 x 20 x 73 | 900 x 500 x 1834 | T1NN -203673B | | 1,849 |
| | Specify handle color (K, S, W). | | | | |


| | | | | | |
|---|--|------------------|-----------------|---|-------|
| Wall-mounted bookcases with doors | <i>Doors with soft-close hinges. Locks. Assembly hardware for wall installation included. Laminate doors</i> | | | | |
|  | 72 x 20 x 18 | 1800 x 500 x 450 | T1NN -BM207218B |  | 1,444 |
| | Specify handle color (K, S, W). | | | | |


| | | | | | |
|---|---|-----------------|-----------------|--|-----|
| Wall-mounted bookcases with doors | <i>Doors with soft-close hinges. Locks. Handles with silver finish. Assembly hardware for wall installation included.</i> | | | | |
|  | 36 x 20 x 18 | 900 x 500 x 450 | T1NN -BM203618B | | 941 |
| | Specify handle color (K, S, W). | | | | |

| | | | | | |
|--|---|-------------------|----------------|--|-------|
| Marker board with sliding doors | <i>Laminate marker board surface for dry-erase marker. Non-magnetic. Accessories tray at bottom of board. Dimension of open board: 117¹/₂" W (2938 mm).</i> | | | | |
|  | 60 x 4 x 48 | 1500 x 105 x 1200 | TNNN -VBX4860C | | 2,178 |
| | Specify handle color (K, S, W). | | | | |

| | | | | | |
|---|--|-------------------|---------------|--|-------|
| Marker board with doors | <i>Laminate marker board surface for dry-erase marker. Non-magnetic. Accessories tray at bottom of board. Interior of doors made of natural cork. 180° hinges. Hooks for flip chart. Dimension of open board: 107¹/₄" W (2725 mm).</i> | | | | |
|  | 54 x 5 x 41 ¹ / ₄ | 1368 x 130 x 1049 | T1NN -VBX4054 | | 1,888 |
| | Specify handle color (K, S, W). | | | | |

| | | | | | |
|---|---|-------------------|---------------|--|-------|
| Mobile marker board with storage module | <i>Laminate 2-sided marker board surface for dry-erase marker. Non-magnetic. 1 accessories tray included, metal with silver finish. 4 storage spaces. 2 fixed shelves. Casters with brakes. 1-tone finish only.</i> | | | | |
|  | 54 x 25 x 65 | 1350 x 622 x 1629 | TNNNS-MWB5465 | | 1,950 |

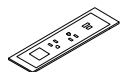
| | | | | | |
|---|---|-----------------|----------------|--|-------|
| Mobile serving carts | <i>Open storage space: 33" W x 18" D x 3" H (847 x 462 x 84 mm). Doors with soft-close hinges. Lock. 1 adjustable shelf. 4 casters, of which 2 have brakes.</i> | | | | |
|  | 36 x 20 x 36 | 900 x 500 x 914 | T1NN -MS203636 | | 2,047 |
| | Specify handle color (K, S, W). | | | | |

| | | | | | |
|---|---|------------------|----------------|--|-------|
| Lectern | <i>1 shelf at a fixed angle. 1 adjustable shelf. Cable access. 4 casters, of which 2 have brakes. 1-tone finish only.</i> | | | | |
|  | 24 x 20 x 42 | 600 x 510 x 1072 | TNNNN-LC242042 | | 1,287 |

W x D x H (in) W x D x H (mm) Code (\$)

ELECTRIFICATION

Electrical communication module *2 electric outlets and an open space, one USB-A outlet and one USB-C outlet. Can accept the connectors shown on this page. 72" L (1829 mm) cable with plug for wall outlet. Field installation. UL and CUL certified.*



8³/₁₆ x 2⁵/₁₆ 208 x 59 **LGC-PCB2PUSBC** **466**
Specify accent color (K, S, W).

Electrical module *1 electric outlet, one USB-A outlet and one USB-C outlet. 72" L (1829 mm) cable with plug for wall outlet. Field installation. UL and CUL certified.*



5³/₁₆ x 2⁵/₁₆ 132 x 59 **LGC-PCPUSBC** **442**
Specify accent color (K, S, W).

Telephone jack *RJ11 connector, category 3. Modular connector for standard telephone. Must be used with the adapters supplied with the selected accessories, plates or modules. Black. Field installation.*



9¹/₁₆ x 5⁷/₈ x 1³/₁₆ 14 x 16 x 30 **LGC-RJ11K** **76**

Private network jack *RJ45 connector, category 6. For Internet and multiline connection or voice-over-IP telephone systems. Must be used with the adapters supplied with the selected accessories, plates or modules. Black. Field installation.*



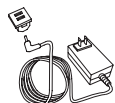
5⁷/₈ x 3¹/₈ x 1³/₁₆ 16 x 16 x 30 **LGC-RJ45K** **131**

HDMI connector *For HD screens that accept HDMI connections. Female/female connection. Must be used with the adapters supplied with the selected accessories, plates or modules. Black or white. Field installation.*



1 x 1 x 1³/₁₆ 26 x 26 x 21 **LGC-HDMI** **151**
Specify accent color (K, W).

USB charging connector *USB-A connection for USB-powered devices and for charging mobile electronic devices. Charging power of 2000 mA. 72" L (1829 mm) cable with plug. Must be used with the adapters supplied with the selected accessories, plates or modules. Field installation. Transformer is UL and CUL certified.*



1 x 1 x 1³/₁₆ 26 x 26 x 21 **LGC-USB** **186**
Specify accent color (K, S, W).

USB 3.0 connector *Simultaneous read and write capability. Transfer speed of 5 Gb/s. Cannot be used for charging. 72" L (1829 mm) cable. Must be used with the adapters supplied with the selected accessories, plates or modules. Black or white. Field installation.*



1 x 1 x 1³/₁₆ 26 x 26 x 21 **LGC-USBDATA** **124**
Specify accent color (K, W).

USB-C charging connector *USB-C connection for USB-powered devices and for charging mobile electronic devices. 60W power. Cannot be used for data transfer. 72" L (1829 mm) cable with plug. Must be used with the adapters supplied with the selected accessories, plates or modules. Black or white. Field installation.*



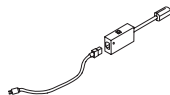
1 x 1 x 1³/₁₆ 26 x 26 x 21 **LGC-USBC60** **394**
Specify accent color (K, W).

Passive USB-C connector *USB-C connection with simultaneous read and write capability. Transfer speed of 480 Mps. 60W power. 40" L (1000 mm) cable. Must be used with the adapters supplied with the selected accessories, plates or modules. Black. Field installation.*



1 x 1 x 3³/₈ 26 x 26 x 21 **LGC-USBCK** **91**

Starter kit for interconnection system *Starting cable for use with the non-sequential multiple interconnection system. Connection for wall outlet. 108" L (2743 mm) cable. Control housing with system status visual indicator. Meets the code requirements of the city of Chicago.*



108 2743 **LGC-DCPS108**  **466**

Channels *1 channel allows cable and wire management. Installs using screws (included) beneath a work surface. Anodized aluminum, silver finish.*



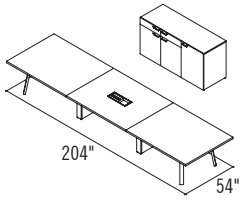
32 x 3⁵/₈ x 3³/₈ 800 x 92 x 61 **TNNS-HWMA32** **152**

56 x 3⁵/₈ x 3³/₈ 1400 x 92 x 61 **TNNS-HWMA56** **176**

92 x 3⁵/₈ x 3³/₈ 2300 x 92 x 61 **TNNS-HWMA92** **194**

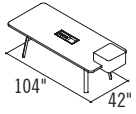
SUGGESTIONS

QMC_PLAN30



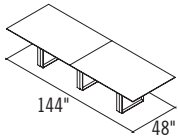
| QMC_PLAN30 | | \$11,682 | |
|------------|------------------|----------------------------|---------|
| 1 | T5N_-_RC54204CPC | Rectangular surface | \$5,964 |
| 2 | TNNN-LB0524WM | Thermofused laminate bases | \$1,504 |
| 2 | TNNN_-ATL228 | Metal angled legs | \$910 |
| 1 | T1NN_-257236UBD | Bookcase credenza | \$3,304 |

QMC_PLAN31



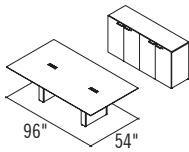
| QMC_PLAN31 | | \$4,890 | |
|------------|------------------|---------------------------|---------|
| 1 | T5N_-_RCR4296CPC | Rectangular surface | \$2,646 |
| 1 | TNNN_-ATL228WM | Metal angled legs | \$485 |
| 1 | TNNN_-ATL228 | Metal angled legs | \$455 |
| 1 | TLC1820 | Upholstered lectern - Gr1 | \$1,304 |

QMC_PLAN32



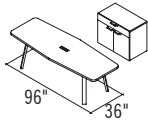
| QMC_PLAN32 | | \$4,441 | |
|------------|---------------|------------------------|---------|
| 1 | T5K_-_RC48144 | Rectangular surface | \$2,451 |
| 3 | TNNN_-UCB24 | U-shape combined bases | \$1,990 |

QMC_PLAN33



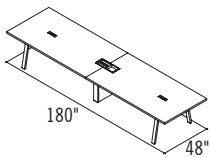
| QMC_PLAN33 | | \$7,619 | |
|------------|----------------|---------------------------|---------|
| 1 | T5K_-_RC5496P2 | Rectangular surface | \$4,079 |
| 1 | TNNNN-LB0524WM | Thermofused laminate base | \$752 |
| 1 | TNNNN-LB0524 | Thermofused laminate base | \$630 |
| 1 | T1NN_-B207236B | Bookcase credenza | \$2,158 |

QMC_PLAN34



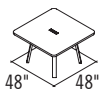
| QMC_PLAN34 | | \$4,040 | |
|------------|----------------|-------------------|---------|
| 1 | T5N_-_DR3696PC | Diamond surface | \$2,002 |
| 1 | TNNN_-ATL228WM | Metal angled legs | \$485 |
| 1 | TNNN_-ATL228 | Metal angled legs | \$455 |
| 1 | T1NN_-203629UB | Bookcase credenza | \$1,098 |

QMC_PLAN35



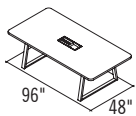
| QMC_PLAN35 | | \$7,535 | |
|------------|-------------------|---------------------------|---------|
| 1 | T5N_-_RC48180CPP2 | Rectangular surface | \$5,873 |
| 1 | TNNNN-LB0524WM | Thermofused laminate base | \$752 |
| 2 | TNNN_-ATL228 | Metal angled legs | \$910 |

QMC_PLAN36



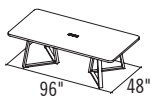
| QMC_PLAN36 | | \$2,135 | |
|------------|----------------|-------------------|---------|
| 1 | T5N_-_SQR48PC | Square surface | \$1,195 |
| 1 | TNNN_-ATL228 | Metal angled legs | \$455 |
| 1 | TNNN_-ATL228WM | Metal angled legs | \$485 |

QMC_PLAN37



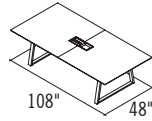
| QMC_PLAN37 | | \$4,165 | |
|------------|--------------------|--------------------------|---------|
| 1 | T5N_-_RCR4896VTCPC | Rectangular surface | \$2,860 |
| 1 | TNNN_-VBTL228WM | Metal and wood VIVA base | \$668 |
| 1 | TNNN_-VBTL228 | Metal and wood VIVA base | \$637 |

QMC_PLAN38



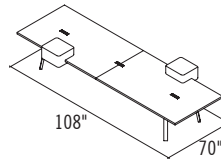
| QMC_PLAN38 | | \$3,393 | |
|------------|-------------------|--------------------------|---------|
| 1 | T5N_-_RCR4896VTPC | Rectangular surface | \$2,283 |
| 1 | TNNN_-TBTL328WM | Metal and wood TRIA base | \$571 |
| 1 | TNNN_-TBTL328 | Metal and wood TRIA base | \$539 |

QMC_PLAN39



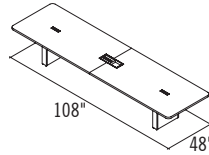
| QMC_PLAN39 | | \$4,624 | |
|------------|------------------|--------------------------|---------|
| 1 | T5K_-_RC48108CPC | Rectangular surface | \$3,319 |
| 1 | TNNN_-VBTL228WM | Metal and wood VIVA base | \$668 |
| 1 | TNNN_-VBTL228 | Metal and wood VIVA base | \$637 |

QMC_PLAN40



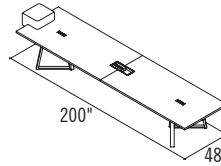
| QMC_PLAN40 | | \$9,321 | |
|------------|------------------|----------------------------|---------|
| 1 | T5N_-_RCP54180P3 | Rectangular surface | \$5,773 |
| 1 | TNNN_-ATL228WM | Metal angled legs | \$485 |
| 1 | TNNN_-ATL228 | Metal angled legs | \$455 |
| 2 | TLC1820 | Upholstered lecterns - Gr1 | \$2,608 |

QMC_PLAN41



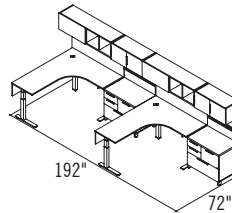
| QMC_PLAN41 | | \$7,671 | |
|------------|---------------------|----------------------------|---------|
| 1 | T5N_-_RCRP48180CPP2 | Rectangular surface | \$6,167 |
| 2 | TNNNN-LB0524WM | Thermofused laminate bases | \$1,504 |

QMC_PLAN42



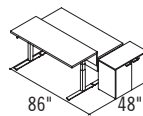
| QMC_PLAN42 | | \$8,558 | |
|------------|--------------------|---------------------------|---------|
| 1 | T5N_-_RCP48192CPP2 | Rectangular surface | \$6,144 |
| 1 | TNNN_-TBTL328WM | Metal and wood TRIA base | \$571 |
| 1 | TNNN_-TBTL328 | Metal and wood TRIA base | \$539 |
| 1 | TLC1820 | Upholstered lectern - Gr1 | \$1,304 |

QMC_PLAN43



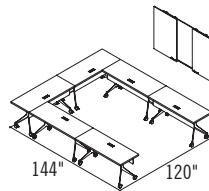
| QMC_PLAN43 | | \$19,488 | |
|------------|--------------------|------------------------|---------|
| 2 | T1N_-_CMAM705823GC | Extended corner tables | \$7,107 |
| 2 | Q5NS-2436CO | Combined pedestals | \$3,931 |
| 2 | QNNN-EM601616C | Wall-mounted hutches | \$2,635 |
| 2 | QNNN-EM361616P | Wall-mounted hutches | \$1,960 |
| 2 | LGC-TK6017M | Tackboards | \$939 |
| 2 | LGC-TK6013M | Tackboards | \$902 |
| 4 | LGC-TK3613M | Tackboards | \$1,586 |
| 2 | LGC-RA36M_ | Hanging rails | \$428 |

QMC_PLAN44



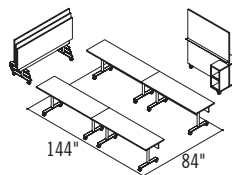
| QMC_PLAN44 | | \$6,422 | |
|------------|------------------|----------------------------|---------|
| 2 | T1N_-_RCAM2364GC | Height adjustable tables | \$5,130 |
| 2 | DVW48 | Vertical wire covers - Gr1 | \$194 |
| 1 | T1NN_-203629B | Bookcase with doors | \$1,098 |

QMC_PLAN45





| QMC_PLAN45 | | \$22,057 | |
|------------|------------------|-------------------------|----------|
| 6 | T1N_-MRCF2460VPC | Training tables | \$16,270 |
| 6 | TNNN_-MODF60 | Modesty panels - Gr1 | \$2,605 |
| 1 | LGC-DCPS108 | Starter kit | \$466 |
| 6 | LGC-UP4 | Connectors for tables | \$538 |
| 1 | TNNN_-VBX4860C | Marker board with doors | \$2,178 |

QMC_PLAN46



| QMC_PLAN46 | | \$15,286 | |
|------------|----------------|-----------------------|---------|
| 7 | T1N_-MRCF2472T | Training tables | \$9,424 |
| 7 | TNNN_-MODF72 | Modesty panels - Gr1 | \$3,285 |
| 7 | LGC-UP4 | Connectors for tables | \$628 |
| 1 | TNNNS-MWB5465 | Mobile marker board | \$1,950 |

QUORUM MULTICONFERENCE >
Price Book > USA > January 2022



Office Furniture Solutions

Founded in 1956, Groupe Lacasse is a North American leader in the design, manufacture and service of a broad range of high-quality furniture products for all types of work environments. We have the experience, expertise and capability to deliver incomparable design, exceptional quality, optimum service and outstanding value in Office Furniture Solutions.

GROUPE
LACASSE

1-888-522-2773

www.grouperlacasse.com