


Price Book > USA > February 2020



OFFICE FURNITURE SOLUTIONS

TABLE OF CONTENTS

ENVIRONMENTAL INITIATIVES.....	2
JADE	2
LACASSE QUICKSHIP PROGRAM	3
STANDARDIZED DIMENSIONAL SPECIALS	4
GENERAL SPECIFICATIONS FOR LAMINATE FURNITURE COLLECTIONS	6
FURNITURE COLLECTIONS	
QUAD	8
MORPHEO	23
OPTIONS.....	42
CONCEPT 3.....	58
CONCEPT 70.....	64
CONCEPT 400E.....	74
CONCEPT 300.....	83
C.A.	93
PANGRAM.....	95

COMPLEMENTARY FURNITURE COLLECTIONS	
RECEPTION FURNITURE.....	106
QUORUM MULTICONFERENCE	114
LAMINATE LATERAL FILES	142
OTHERS	
ELECTRICOM II ELECTRIFICATION SYSTEM.....	143
THE ESSENTIAL ACCESSORIES.....	146
TECHNICAL PERFORMANCES AND CONVERSION TABLE	150
TERMS & CONDITIONS OF SALE.....	151

Designer Specifications

Groupe Lacasse distinguishes itself thanks to its flexibility and willingness to accommodate special requests, and successfully meets most specific requests for products that are not part of its standard offering. It is possible, among other things, to use C.O.M. fabrics for our PanGram divider panels, tackboards, cushions, etc. Translucent inserts as well as certain high-pressure laminates can also be special-ordered. The Quotations department can process such specific requests.

NICER FOR THE ENVIRONMENT

It's our corporate responsibility to contribute to the preservation of natural resources and to ensure that our operations have the least possible impact on the environment. We choose suppliers who support our efforts to reduce deforestation. The majority of our products are manufactured from particleboard, made from 100% post-industrial recycled materials. We recover the cuttings from all our activities and even sawdust for power cogeneration. What's more, we sort and recycle plastic, steel and aluminum.

Our Saint-Pie, QC facilities are certified ISO 9001 and ISO 14 001.

We're proud to say that all Lacasse products are GREENGUARD® Gold certified. Which means that North Americans can be sure that these products will not affect the air quality of their working environments. And other groups, like architects, designers and specifiers who use Lacasse products can benefit from their GREENGUARD® certification to earn points towards meeting LEED® standards.



Lacasse products have achieved GREENGUARD GOLD Certification.

GREENGUARD Certified products are certified to GREENGUARD standards for low chemical emissions into indoor air during product usage. For more information, visit ul.com/gg.

ENVIRONMENTAL TOOLS

A variety of informative tools which detail how Groupe Lacasse products help support green initiatives are available. All documents are routinely updated and placed on the Groupe Lacasse website in the **Environment** section. Please check this page regularly for the most up-to-date documents.

Available documents: the corporate **Sustainability Policy**, how our products support **LEED Credits** (these documents include information on the percentage of recycled material in each product) and a listing of Groupe Lacasse products that are **GREENGUARD Certified**.

GREENGUARD CERTIFICATES

The GREENGUARD certificates can be uploaded from www.groupelacasse.com by clicking on the **Documents** tab of the certified collections/product pages.

FURTHER INFORMATION

For more information on environmental and sustainable procedures in the manufacturing of our products, contact Communications@groupelacasse.com.

Jade

Groupe Lacasse is proud to introduce **Jade**, a web tool that will ease the entry and follow-up of all your office furniture orders. With this system, you will be able to visualize the final price of all your products, including the discounts, along with the details of any price agreement established with us. Your orders will be validated and sent with all required information, guaranteed. Available 24 hours a day, 7 days a week, **Jade** allows you to consult your orders' status anywhere, anytime. **We are convinced that you will appreciate this convenient, fast and efficient tool from Groupe Lacasse!**

In order to start using **Jade** and benefit from its many advantages, please schedule a web training time by sending us an email at jade_registration@groupelacasse.com. For any other question concerning **Jade**, please contact us at jade@groupelacasse.com.

*Order status availability can vary for specific brands depending on the region.

LACASSE QUICKSHIP PROGRAM

READY TO SHIP IN 5 DAYS!

Several suggested layouts, components and accessories identified by this pictogram are part of the **Lacasse quick delivery program**.



PROGRAM CONDITIONS AND LIMITATIONS:

- Maximum of **five (5) of each item and of each color per order**, refer to each collection to see which products are available.
- Products are **ready for shipment 5 business days after reception of a ready-to-process order and delivered on next available trailer**.
- HPL finishes are not part of the QuickShip Program.

IMPORTANT:

Place **QuickShip orders separately from regular Lacasse orders**.

When preparing QuickShip orders, indicate the code **"QS"** in front of the QuickShip product code or the QuickShip suggested layout code; i.e.: **QSM1NCS-F3672F**.

AVAILABLE OPTIONS AND FINISHES:

Make sure to complete QuickShip product codes with the options and finish codes that are part of the QuickShip program.

See below for the complete list of QuickShip options and finishes relevant to each Lacasse collection:

MORPHEO	CONCEPT 3	CONCEPT 70	CONCEPT 400E	PANGRAM
EDGES N, 1, 2 DOOR INSERT T HANDLES A, C, K, W, Z LEG V ACCENT COLORS A, S LAMINATE TOPS / VERTICAL PLANS FINISHES BUC, CCL, CER, ERH, GAN, GGI, HZN, MTA, NTL, SLT, SNO, TOM One or two-tone combinations	LAMINATE TOPS / VERTICAL PLANS FINISHES BUC, CCL, CER, ERH, GAN, GGI, HZN, MTA, NTL, SLT, SNO, TOM One or two-tone combinations* *Refer to page 58 for more information on Concept 3's specific two-tone application.	EDGES N, 1, 2 HANDLES D, K ACCENT COLORS A, B, N LAMINATE TOP FINISHES BUC, CCL, CER, ERH, GGI, HZN, MTA, NTL, SLT, TOM LAMINATE VERTICAL PLANS FINISHES BUC, CCL, CER, ERH, GAN, GGI, HZN, MTA, NTL, SLT, SNO, TOM One or two-tone combinations	HANDLES L, X, Y LAMINATE TOPS / VERTICAL PLANS FINISHES BUC, CCL, CER, ERH, GAN, GGI, HZN, MTA, NTL, SLT, SNO, TOM One or two-tone combinations	HANDLES Q, V LEGS Q, V ACCENT COLORS A, S LAMINATE TOPS / VERTICAL PLANS FINISHES BUC, CCL, CER, ERH, GAN, GGI, HZN, MTA, NTL, SLT, SNO, TOM One or two-tone combinations
CONCEPT 300	C.A.	LAMINATE LATERAL FILES	QUORUM MULTICONFERENCE	
HANDLES E, F LAMINATE TOPS / VERTICAL PLANS FINISHES BUC, CCL, CER, ERH, GAN, GGI, HZN, MTA, NTL, SLT, SNO, TOM One or two-tone combinations	EDGES N HANDLE E ACCENT S LAMINATE TOPS / VERTICAL PLANS FINISHES BUC, CCL, CER, ERH, GAN, GGI, HZN, MTA, NTL, SLT, SNO, TOM One or two-tone combinations PEDESTAL AND LATERAL FILE FINISH SNO	HANDLES A, C, K, L, W, Z ACCENT COLORS A, S LAMINATE DRAWER FRONTS / LAMINATE CASE FINISHES BUC, CCL, CER, ERH, GAN, GGI, HZN, MTA, NTL, SLT, SNO, TOM One or two-tone combinations	EDGES N, S, 1, 2 LAMINATE TOPS / LAMINATE VERTICAL PLANS BUC, CCL, CER, ERH, GAN, GGI, HZN, MTA, NTL, SLT, SNO, TOM	

TACKBOARD FABRICS
ACCESSORIES

CREPE: CPT72, CPT85, CPT89, CPT96

PUNCH CARD: CP01, CP04, CP07, CP09

QUADRILLE: QA01, QA02, QA06, QA07

TO THE POINT: TP04, TP06, TP07, TP08

Several accessories are available in QuickShip; refer to the Accessories section on page 146.

STANDARDIZED DIMENSIONAL SPECIALS

“DIMENSIONAL SPECIALS” PROGRAM

Groupe Lacasse offers its dealers the possibility of making certain modifications to unit dimensions without having to go through the Quotations department. The following rules apply:

- Only one dimension may be modified on any given unit (width or depth or height).
- The modified dimension must fall within the range of standard dimensions offered. Example: a 98"-wide desk may not be specified without going through the Specials department, because that width exceeds standard widths. However, a 70"-wide desk may be specified, because that width does fall between existing standard widths (namely, 66" and 72").
- The dimension change must not affect the overall construction of the furniture unit. Example: a wider bookcase necessitating a central divider for added support.
- Drawers must remain in standard dimensions.
- Applicable to laminate units only. (Doors and modesty panels with metal frames cannot be modified, nor can metal legs.)
- Rounded reception desks are not included in this program.

PROCEDURE:

1. Choose the unit with the next **largest** dimension.
Example: if you need a right single pedestal desk 70" wide, choose model 41_N-S3672F.
2. Add the prefix “S” at the start of the product code. (Ex.: S41_N-S36__F.)
3. Change the dimensions of the standard unit to those required.
(Ex.: 41_N-F3672S becomes S41_N-F3670S.)
4. Use the price of the next largest unit from the price list in effect.
(Ex.: if the new unit is a S41_N-F3670S, the price to use is that of model 41_N-F3672S, from the February 2015 price list.)

*** If exact dimensions are required, be sure to specify it on the order form; otherwise, the unit will be manufactured using the corresponding Imperial units.**

* If a particular dimension includes a fraction, the code must be modified to show the measurement's rounded-off value; however, the measurement must be indicated with the fraction in the item description on the order form. (Example: a width of 68.5 is to be shown as 69 in the code, while the comments section of the order form must bear the mention “exactly 68.5”.)

*** The number of doors and shelves on a hutch / storage unit will be determined by Groupe Lacasse (in accordance with our manufacturing standards).**

* If the “Dimensional Specials” program does not apply to your particular situation, or for any questions concerning such specials, contact our Specials department at Quotation@grounelacasse.com.

“STANDARDIZED” SPECIALS

Groupe Lacasse offers the possibility of making certain types of modifications to standard furniture without having to go through the Specials department:

1. Modification of the color scheme
2. Addition, modification or removal of grommets
3. Modification of the pedestal configuration
4. Height modification for modesty panels
5. Addition of locks

1. COLOR SCHEME

Applicable when the desired color scheme differs from the standard scheme.

- Add the prefix “S” at the start of the product code.
- Replace the choice of colors with “XXX”.
- Along with the order form, provide a drawing showing the desired color scheme.
- Add a 10% upcharge to the list price.

2. ADDITION, MODIFICATION OR REMOVAL OF GROMMETS

- Add the prefix “S” at the start of the product code.
- In the product description, add the code corresponding to the desired position (refer to table).
- Insert the appropriate modification code (A, M or R) at the start of the product code.
A: Addition; M: Modification; R: Removal.

CODE	TYPE OF GROMMET	COLLECTIONS	CODE AND POSITION		
			Left	Centre	Right
GRV25N	Round Black	400E, 70, 300	_GRV25NL	_GRV25NC	_GRV25NR
GRQ25S	Rectangular Silver for surfaces 1" thick	Quad, Options, PanGram, Morpheo, C3	_GRQ25SL	_GRQ25SC	_GRQ25SR
GRQ25A	Rectangular Anthracite Grey for surfaces 1" thick	Quad, Options, PanGram, Morpheo	_GRQ25AL	_GRQ25AC	_GRQ25AR
GRQ38S	Rectangular Silver for surfaces 1½" thick	Quad, Morpheo, Options, Quorum	_GRQ38SL	_GRQ38SC	_GRQ38SR
GRQ38A	Rectangular Anthracite Grey for surfaces 1½" thick	Morpheo, Options, Quad	_GRQ38AL	_GRQ38AC	_GRQ38AR
GR9		All collections	If any position other than a standard one is needed, the order form must be accompanied by a drawing indicating the exact position required.		

- Add the upcharge for grommet modification.

Addition of a grommet in standard position	\$60.00
Addition of a grommet in a non-standard position	\$60.00
Modification of the position of an existing grommet	\$0.00
Removal or replacement of an existing grommet	\$0.00

3. MODIFICATION OF THE PEDESTAL CONFIGURATION

Applicable when the desired pedestal arrangement is not standard for the collection.

- Add the prefix "S" at the start of the product code.
- Modify the pedestal codification as per the table below.
- Add the upcharge corresponding to the type of modification made.

¾ height pedestal to full-height pedestal

FROM	TO	UPCHARGE PER PEDESTAL
F (U/F)	UF (U/U/F)	\$150.00
F (U/F)	FF (F/F)	\$150.00
Ex.: 41NN-SxxxxF	S41NN-SxxxxUF	\$150.00

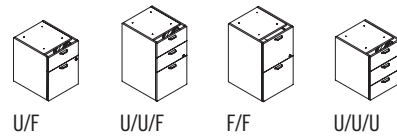
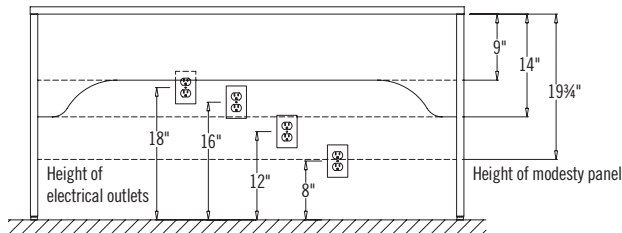
Full-height pedestal to ¾ height pedestal

FROM	TO	UPCHARGE PER PEDESTAL
UF (U/U/F)	F (U/F)	\$50.00
UF (U/U/F)	U (U/U/U)	\$50.00
Ex.: 71KA-UFxxxxUF	S71KA-UFxxxxF	\$50.00

4. HEIGHT MODIFICATION FOR MODESTY PANELS

Modesty panels are available in a number of different heights for all our collections. (Exceptions: C3, Quad with metal legs, Morpheo with metal kickplate or Translucent insert, and corner modules for Concept 400E, 70 and 300, as well as for PanGram and Morpheo.)

- Add the prefix "S" at the start of the product code.
- Add the type of modesty panel at the end of the code.



Full-height pedestal

FROM	TO	UPCHARGE PER PEDESTAL
UF (U/U/F)	FF (F/F)	\$50.00
FF (F/F)	UF (U/U/F)	\$50.00
Ex.: 71KA-UFxxxxUF	S71KA-UFxxxxFF	\$50.00

¾ height pedestal

FROM	TO	UPCHARGE PER PEDESTAL
F (U/F)	U (U/U/U)	\$50.00
Ex.: 41NN-FxxxxF	S41NN-FxxxxU	\$50.00

TYPE	HEIGHT OF MODESTY PANEL	SPACE BETWEEN FLOOR AND MODESTY PANEL	TYPE OF MODESTY PANEL	ACCESS TO ELECTRICAL RECEPTACLES
.1	9"	19"	Curved	Will free up access to most wall outlets
.2	14"	14"	Straight	Will free up access to wall outlets less than 16" from the floor
.3	19 1/4"	8 1/4"	Straight	
.9	For all dimensions other than the ones specified above.	Other	Curved: between 9" and 13" Straight: 14" or greater	




TYPE OF SURFACE	COLLECTIONS	APPLICATION	CODIFICATION	UPCHARGE
AT, DT, BR	All (excluding the above-mentioned exceptions)		According to table	\$0.00
CM	All (excluding the above-mentioned exceptions)	On one side only	Indicate the desired height according to the table, as well as L for left back or R for right back	\$0.00
CM	Options, Quad	On both sides	Indicate the desired height according to the table, as well as B for the 2 sides	\$0.00
CM	Morpheo, 70, 400E, 300, PanGram	On both sides (a wooden block and a leg must be added to the structure in order to support the backs)	Indicate the desired height according to the table, as well as B for the 2 sides	\$50.00
Desks, returns, credenzas with pedestal	All (excluding the above-mentioned exceptions)		.1	\$100.00
Desks, returns, credenzas with pedestal	All (excluding the above-mentioned exceptions)		.2	\$100.00
Desks, returns, credenzas with pedestal	All (excluding the above-mentioned exceptions)	With ¾ height pedestal	.3	\$0.00
Desks, returns, credenzas with pedestal	All (excluding the above-mentioned exceptions)	With full-height pedestal	.3	\$100.00

5. ADDITION OF LOCKS

Add \$75 to list price for the first lock and \$25 for additional locks on any given furniture unit (one lock locks 2 doors).

APPLICATION	CODIFICATION	UPCHARGE
Addition of 1 lock	Add the prefix "S" at the start of the product code and indicate K1 at the end of the code	\$75.00
Addition of 2 locks	Add the prefix "S" at the start of the product code and indicate K2 at the end of the code	\$100.00
Addition of 3 locks	Add the prefix "S" at the start of the product code and indicate K3 at the end of the code	\$125.00
Addition of 4 locks	Add the prefix "S" at the start of the product code and indicate K4 at the end of the code	\$150.00
Ex.: 41NN-E724416P	S41NN-E724416PK2	\$100.00

GENERAL SPECIFICATIONS

	QUAD	MORPHEO	OPTIONS
CHARACTERISTICS	Collection featuring smooth, sleek lines with a modern look. Numerous models make possible a variety of configurations. <ul style="list-style-type: none"> • 2 accent colors • Choice of 3 inserts (Translucent, Lexan, Perforated metal) • 5 storage heights (49, 57, 65, 73, 81) • 2 surface types (thermofused laminate or high-pressure laminate) • Full-width wiring access 	Contemporary office furnishings with a floating top design. Vast selection: <ul style="list-style-type: none"> • 2 top thicknesses • 2 accent colors • 2 surface types (thermofused laminate or high-pressure laminate) • Choice of 5 handles • Choice of 2 Translucent inserts • Choice of 2 legs • Ergonomic work surfaces • Choice of 3 edges 	Classic style offering a wide range of unique items for organizing and optimizing space. <ul style="list-style-type: none"> • 2 top thicknesses • Choice of 3 handles • 2 accent colors • Translucent door option • 2 surface types (thermofused laminate or high-pressure laminate) • Full-width wiring access
TOP THICKNESS	1½" (38 mm)	1" and 1½" (25 and 38 mm) Aluminium spacers add ⅜" (8 mm) to the overall height of the work surfaces	1" and 1½" (25 and 38 mm)
EDGE THICKNESS	⅜" (3 mm)	⅜" and ⅝" (3 and 4 mm)	⅜" (3 mm)
SURFACE TYPE	TFL and HPL	TFL and HPL	TFL and HPL
HUTCH CLEARANCES	N/A	Low profile: 13⅞" (346 mm) – 21⅜" (579 mm) 44" (1099 mm): 20½" (521 mm) 36" (900 mm): 17" (432 mm)	44" (1096 mm): 20⅞" (530 mm) 36" (893 mm): 16¾" (426 mm)
DESKS – MODESTY PANELS	Full-height	Full-height	Full-height
AT, DT – BACK PANELS	2½" (63,5 mm) clearance from floor	Full-height	Full-height
CM – BACK AND SIDE PANELS	Back panel: 2½" (63,5 mm) clearance from floor Side panel: 2½" (63,5 mm) clearance from floor	Back panel and side panel: Full-height	Back panel and side panel: Full-height
GROMMETS ON SURFACES			

GENERAL FEATURES FOR ALL LACASSE CASEGOODS COLLECTIONS

CONSTRUCTION

- Casegoods are made of particleboard panels finished on both sides with mar-resistant high-performance thermofused laminate (45 lbs/ft³), also called TFL.
- High-pressure laminate work surfaces, also called HPL, are available for certain collections, adding ⅛" (1,6 mm) to the overall thickness of the work surface.
- All components are finished with a thermoplastic polymer edgebanding. All edges are finished.
- Levelers allow up to 1¼" (32 mm) height adjustment (unless otherwise specified).
- All modesty panels are recessed 8" (211 mm) on 36" (900 mm) deep desks and 2" (61 mm) on 30" (750 mm) deep desks.
- All bridge returns (BR) are full-height except for Concept 3.
- All ready-to-assemble furniture has metal-to-metal fittings to maintain product integrity, ease of assembly and reconfiguration. These furniture units are identified by the screwdriver pictogram.






DRAWERS

All drawers are built for trouble-free performance and smooth operation:

- Shock-absorbent bumpers standard on all drawers.
- Drawer construction in black laminated particleboard.
- Pencil tray is standard in one box drawer per component.
- File drawers are mounted on full extension ball bearing suspensions: 100 lbs (45 kg) load capacity (except metal pedestals: 75 lbs (34 kg) load capacity).
- Lateral file drawers are mounted on full extension ball bearing suspensions with over-travel: 150 lbs (68 kg) load capacity.
- Lateral file drawers come standard with top rails for folders and one lateral suspension bar for side-to-side filing. For suspension bars accommodating front-to-back filing, refer to Accessories on page 146.
- Interlock system is standard on lateral files and mixed pedestals.

LOCKS

Standard black cam locks with accent color finish are standard on hanging file pedestals, mobile pedestals, lateral files and cabinets (except for Concept 400E, Concept 70, Concept 3, PanGram and Concept 300 cabinets). For multiple-drawer configurations, the lock is a master lock for all the drawers, unless otherwise specified. Lock cylinders with identical keys are also available as an option. (Contact Groupe Lacasse's Customer Service Dept.)

CONCEPT 3	CONCEPT 70	CONCEPT 400E	CONCEPT 300	PANGRAM
Unique non-handed collection in a contemporary style and reversible. <ul style="list-style-type: none"> • Exclusive anodized aluminum legs • Choice of laminate or Translucent doors • Optimized storage solutions • Easy to specify 	Classic, durable executive office furnishings. <ul style="list-style-type: none"> • Choice of 2 handles • 3 accent colors • Over 350 components • Choice of 3 edges 	Quintessential classic office furnishings. <ul style="list-style-type: none"> • Choice of 3 handles • Over 300 components 	Unique manufacturing parameters that offer exceptional value. <ul style="list-style-type: none"> • ¾ height modesty panel • Recessed back to accommodate walls with electrical outlets • Choice of 2 handles • Horizontal wood grain • Standard choice of 5 colors • 100% Quickship 	Solution for space division with laminate panels. <ul style="list-style-type: none"> • 2 accent colors • Compatible with Lacasse furnishings • Several freestanding units complete the collection • Easy to specify and to install
1" (25 mm)	1½" (38 mm)	1" (25 mm)	1" (25 mm)	1" (25 mm)
¾" (3 mm)	¾" and ¾" (3 and 4 mm)	¾" (3 mm)	¾" (3 mm)	¾" (3 mm)
TFL	TFL	TFL	TFL	TFL
N/A	44" (1099 mm): 21¼" (543 mm) 36" (900 mm): 17⅞" (445 mm)	44" (1099 mm): 21½" (546 mm) 36" (900 mm): 17⅞" (448 mm)	44" (1099 mm): 26½" (673 mm) 36" (900 mm): 18⅞" (473 mm)	36" (900 mm): 19" (483 mm) 28" (710 mm): 17⅞" (448 mm)
Full-height on TD desks with ¾" (19 mm) clearance from floor. Half-height on Y-shape surfaces. Optional back panel are not available.	Full-height	Full-height	Recessed 6" (150 mm) on all desks; except for modesty panel on curved desks with metal pedestals, which is recessed 9" (225 mm). ¾ height overlaps exterior side panels of furniture, and full height overlaps on low-profile desks.	Full-height
N/A	Full-height	Full-height	Recessed 1" (27 mm). ¾ height recessed on exterior side panels of furniture.	N/A
N/A	Back panel and side panel: Full-height	Back panel and side panel: Full-height	Symmetrical corner module: full-height back. Extended corner module: ¾ height back panel overlaps along the extended portion and recessed 1" (27 mm).	Back panel and side panel: Full-height
				

HUTCHES

- All hutches are equipped at work surface height with a full-width flexible wire access extrusion (except for Concept 300).
- A grommet is also provided on the back panel of the hutch to accommodate an optional task light unit.
- Depending on the hutch model, the clearance is 16¾" to 21¹⁹/₁₆" (426 to 579 mm) from the work surface level.
- Combination of rails and tackboards available for use with hutches. Refer to page 147.

DOORS

All hinges for Concept 400E, Concept 70, PanGram and Concept 300 collections are 120°. For other collections, hutches have 120° hinges while other units have 135° hinges.

BOOKCASE

Bookcase must be placed against a wall or back-to-back to another unit.

PEDESTALS

All mobile pedestals 18" deep can receive a cushion (LGC-CU1518). Refer to page 149.

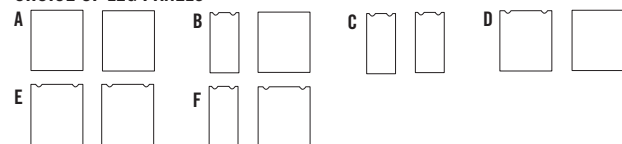
DIMENSIONS

Metric dimensions shown in this price book are exact; imperial dimensions are nominal (unless otherwise specified).

TACKBOARDS

Included with all tackboards is a Velcro strip or hardware for fastening to walls.

CHOICE OF LEG PANELS



PICTOGRAMS

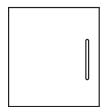
Pictograms are intended for informative purposes only and cannot be used from a technical point of view. For further information, contact the Groupe Lacasse customer service department.



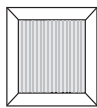
CABINET DOORS

Aluminum doors are offered in a choice of 2 accent colors: Anthracite Grey (A) or Silver (S). High impact resistant electrostatic paint finish.

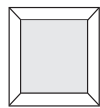
Quad offers 4 door styles for all storage with doors.



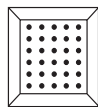
Laminate (N)



Metal with ridged Lexan insert (L)



Metal with translucent insert (T)



Metal with perforated metal insert (M)

Leg panels

Leg panels are available in laminate with 2" (50 mm) metal legs (N), in full and recessed options (taking knee space into account).



Full laminate leg panel

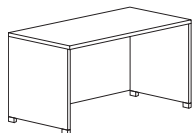


Recessed laminate leg panel

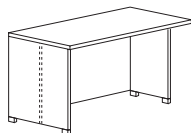
Leg panel options:

- A Two full width leg panels
- B One full width leg panel and one recessed
- C Two recessed leg panels
- D Two full width leg panels, one with wiring access
- E Two full width leg panels with wiring access
- F One full width leg panel and one recessed with wiring access

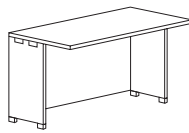
Laminate



A - Two full leg panels



B - One full leg panel and one recessed



C - Two recessed leg panels

STORAGE

Cabinets, hutches and bookcases are available in one-tone finish only.

MATERIALS

- **Thermofused laminate furniture:**
See prices shown in the "All Laminate" column. Surface material must be specified in the code.
- **Furniture with tops in high-pressure laminate, the rest in thermofused laminate:**
See prices shown in the "HPL Surfaces" column. Surface material must be specified in the code.

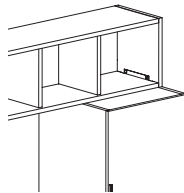
ELECTRIFICATION OF FREESTANDING FURNITURE

Electricom II is fully compatible with Quad collection to enable the electrification of Quad freestanding furniture. Refer to the Electricom II section on page 143.

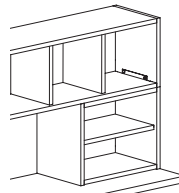
GENERAL SPECIFICATION RULES

- A hutch must be supported at both ends and secured to the slots intended for this purpose.
- Hardware for assembly must be ordered separately.
- It is possible to combine hutch connections, as long as at least one of the following conditions is met:

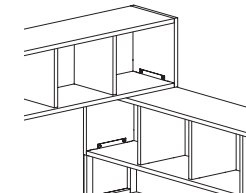
On top of, or side-by-side with, a cabinet



On top of a 24" or larger pigeonhole

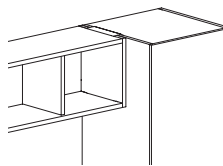


Connection at a 90° angle



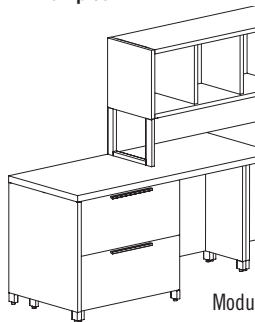
OR

OR

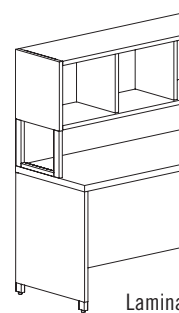


- The other end of the hutch may be connected in any of the ways described in the section on hutch configurations.
- Stacked modules, including connections, must not exceed a total of 81" in height.
- When a hutch support rests on a surface, it is recommended that this surface be supported by a ground fixture. The fixture may be a metal or laminate leg, or a modular pedestal.

Examples:



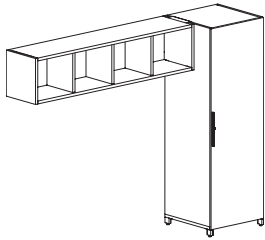
Modular pedestal



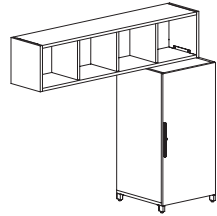
Laminate leg

- No connection between a wall-mounted hutch and a freestanding furniture unit is allowed.
- For furniture runs exceeding 32' in length, contact Groupe Lacasse's customer service department.
- All furnishing arrangements must be levelled properly.
- All arrangements must be made using Quad hardware.
- The Quad furnishing system makes possible a wide variety of arrangements and combinations. Should you require assistance or advice, feel free to contact Groupe Lacasse's customer service department.

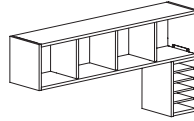
HUTCH CONFIGURATIONS



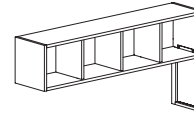
Side-by-side with cabinet



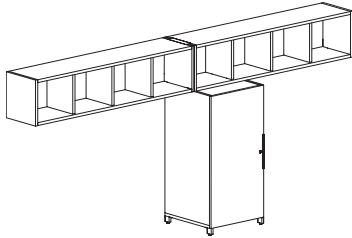
On top of cabinet



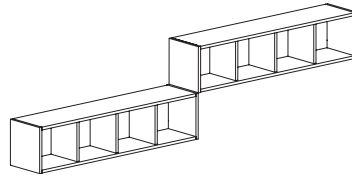
On top of pigeonhole



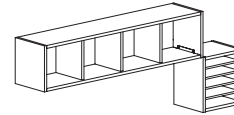
On top of metal support



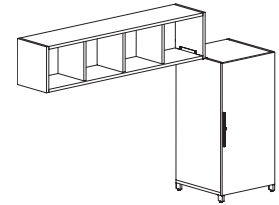
Side-by-side with another hutch



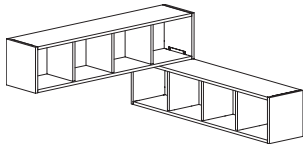
In Z shape over another hutch



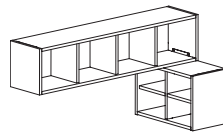
In Z shape over pigeonhole



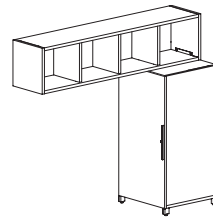
In Z shape over cabinet



At 90° over another hutch

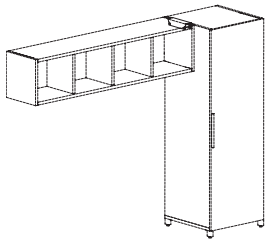


At 90° over pigeonhole

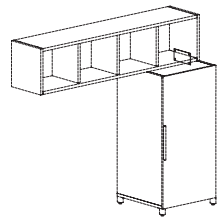


At 90° over cabinet

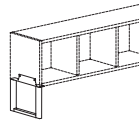
HARDWARE REQUIRED FOR HUTCH CONFIGURATIONS



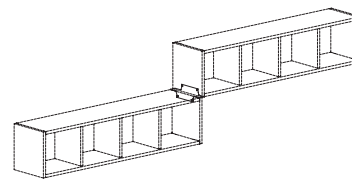
QNN_HBU



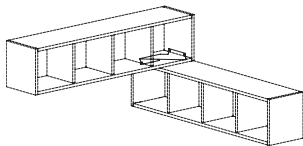
QNN_HBS



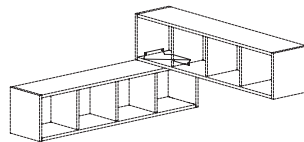
QNN_HSM4
QNN_HSM12
QNN_HSM20



QNN_HBZ



QNN_HB90L



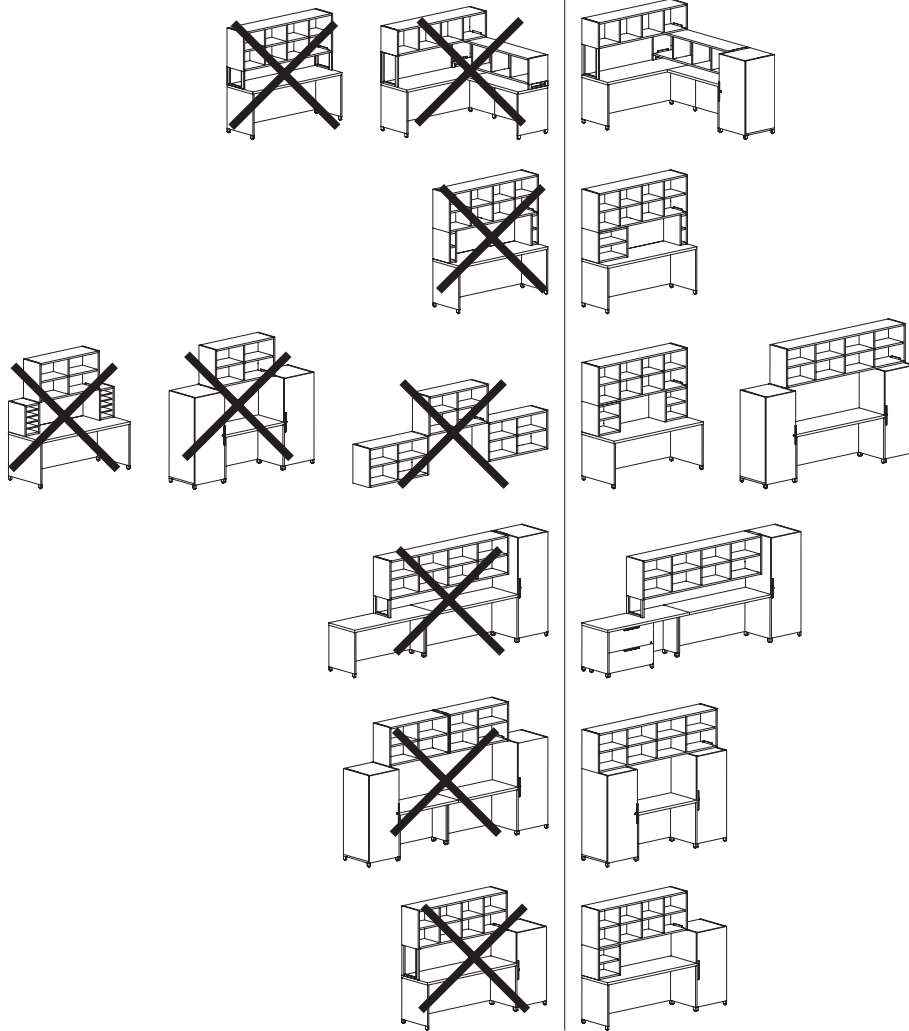
QNN_HB90R



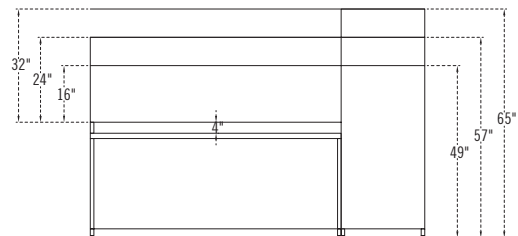
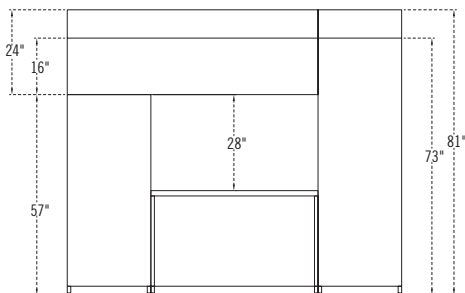
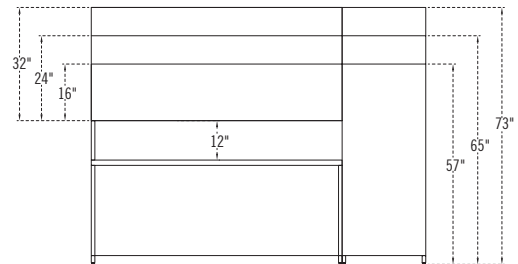
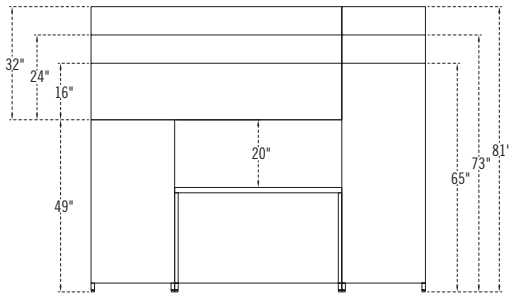
CONFIGURATIONS NOT ALLOWED

NO

YES




HEIGHT DIAGRAMS



EDGEBANDING



Furniture with 1½" (38 mm) thick tops.

N Edge


Smooth, ⅛" (3 mm) thick edge.
The **N** edge is **matched with the finish specified for the surface.**

HANDLES

Quad
MODESTY PANELS / DOOR INSERTS

T – Translucent

L – Ridged Lexan

M – Perforated Metal
ACCENT COLORS

S – Silver

A – Anthracite Grey
LEGS

Q – Square

L – Frame
CODIFICATION

Series	Options			
	Thickness	Doors / Modesty Panels	Accent color	Legs
Q	5 Thermofused laminate 1½" 6 High-pressure laminate 1½"	L Ridged Lexan M Perforated Metal T Translucent N Laminate	A Anthracite Grey S Silver N No accent color	Q Square legs 3" L Frame leg

	W x D x H (in)	W x D x H (mm)	Code	All Laminate (\$)	HPL Surfaces (\$)
Double pedestal desks 2 pedestals with lock. 2 box drawers and 3 file drawers with suspension bars. Pencil tray. Full-width wiring access.	84 x 36 x 29½	2100 x 900 x 751	Q_N_UF3684FF	2,815	3,200
	72 x 36 x 29½	1800 x 900 x 751	Q_N_UF3672FF	2,672	3,074
	72 x 30 x 29½	1800 x 750 x 751	Q_N_UF3072FF	2,610	2,995
	66 x 30 x 29½	1650 x 750 x 751	Q_N_UF3066FF	2,538	2,912
	60 x 30 x 29½	1500 x 750 x 751	Q_N_UF3060FF	2,476	2,833
	Specify the surface type (5, 6). Specify the accent color (A, S).				

	W x D x H (in)	W x D x H (mm)	Code	All Laminate (\$)	HPL Surfaces (\$)
Double pedestal desks 2 pedestals with lock. 2 box drawers and 3 file drawers with suspension bars. Pencil tray. Half-height modesty panel.	84 x 36 x 29½	2100 x 900 x 751	Q_N_UFM3684FF	2,876	3,273
	72 x 36 x 29½	1800 x 900 x 751	Q_N_UFM3672FF	2,730	3,146
	72 x 30 x 29½	1800 x 750 x 751	Q_N_UFM3072FF	2,672	3,074
	66 x 30 x 29½	1650 x 750 x 751	Q_N_UFM3066FF	2,604	2,978
	60 x 30 x 29½	1500 x 750 x 751	Q_N_UFM3060FF	2,538	2,900
	Specify the surface type (5, 6). Specify the accent color (A, S).				

	W x D x H (in)	W x D x H (mm)	Code	All Laminate (\$)	HPL Surfaces (\$)
Left single pedestal desks 1 pedestal on left with lock. 2 box drawers and 1 file drawer with suspension bar. Pencil tray. Full-width wiring access.	72 x 36 x 29½	1800 x 900 x 751	Q_N_UF3672S	2,049	2,369
	72 x 30 x 29½	1800 x 750 x 751	Q_N_UF3072S	1,977	2,296
	66 x 30 x 29½	1650 x 750 x 751	Q_N_UF3066S	1,904	2,206
	60 x 30 x 29½	1500 x 750 x 751	Q_N_UF3060S	1,850	2,129
	Specify the surface type (5, 6). Specify the accent color (A, S).				

	W x D x H (in)	W x D x H (mm)	Code	All Laminate (\$)	HPL Surfaces (\$)
Right single pedestal desks 1 pedestal on right with lock. 2 box drawers and 1 file drawer with suspension bar. Pencil tray. Full-width wiring access.	72 x 36 x 29½	1800 x 900 x 751	Q_N_S3672UF	2,049	2,369
	72 x 30 x 29½	1800 x 750 x 751	Q_N_S3072UF	1,977	2,296
	66 x 30 x 29½	1650 x 750 x 751	Q_N_S3066UF	1,904	2,206
	60 x 30 x 29½	1500 x 750 x 751	Q_N_S3060UF	1,850	2,129
	Specify the surface type (5, 6). Specify the accent color (A, S).				

	W x D x H (in)	W x D x H (mm)	Code	All Laminate (\$)	HPL Surfaces (\$)	
Left single pedestal desks 1 pedestal on left with lock. 2 box drawers and 1 file drawer with suspension bar. Pencil tray. Half-height modesty panel.	72 x 36 x 29½	1800 x 900 x 751	Q_N_UFM3672S	2,109	2,448	
	72 x 30 x 29½	1800 x 750 x 751	Q_N_UFM3072S	2,037	2,369	
	66 x 30 x 29½	1650 x 750 x 751	Q_N_UFM3066S	1,971	2,279	
	60 x 30 x 29½	1500 x 750 x 751	Q_N_UFM3060S	1,909	2,206	
	Specify the surface type (5, 6). Specify the accent color (A, S).					
	Modesty panel option: change N in the code prefix to Lexan (L) / Translucent (T) add \$362, Metal (M) add \$483. Packaged in 2 boxes.					

	W x D x H (in)	W x D x H (mm)	Code	All Laminate (\$)	HPL Surfaces (\$)	
Right single pedestal desks 1 pedestal on right with lock. 2 box drawers and 1 file drawer with suspension bar. Pencil tray. Half-height modesty panel.	72 x 36 x 29½	1800 x 900 x 751	Q_N_S3672UFM	2,109	2,448	
	72 x 30 x 29½	1800 x 750 x 751	Q_N_S3072UFM	2,037	2,369	
	66 x 30 x 29½	1650 x 750 x 751	Q_N_S3066UFM	1,971	2,279	
	60 x 30 x 29½	1500 x 750 x 751	Q_N_S3060UFM	1,909	2,206	
	Specify the surface type (5, 6). Specify the accent color (A, S).					
	Modesty panel option: change N in the code prefix to Lexan (L) / Translucent (T) add \$362, Metal (M) add \$483. Packaged in 2 boxes.					

	W x D x H (in)	W x D x H (mm)	Code	All Laminate (\$)	HPL Surfaces (\$)
Rectangular tables with modesty panel and pedestal on right 1 pedestal on right with lock. 2 box drawers and 1 file drawer with suspension bar. Pencil tray. 3" square steel legs. Half-height modesty panel.	72 x 36 x 29½	1800 x 900 x 751	Q_N_BT3672UFM	2,237	2,568
	72 x 30 x 29½	1800 x 750 x 751	Q_N_BT3072UFM	2,158	2,485
	66 x 30 x 29½	1650 x 750 x 751	Q_N_BT3066UFM	2,085	2,398
	60 x 30 x 29½	1500 x 750 x 751	Q_N_BT3060UFM	1,888	2,176
	Specify the surface type (5, 6). Specify the accent color (A, S). Specify the leg type (Q, L).				
Modesty panel option: change N in the code prefix to Lexan (L) / Translucent (T) add \$362, Metal (M) add \$483. Packaged in 3 boxes.					



Rectangular tables with modesty panel and pedestal on left



Modesty panel option: change N in the code prefix to Lexan (L) / Translucent (T) add \$362, Metal (M) add \$483. Packaged in 3 boxes.

W x D x H (in)	W x D x H (mm)	Code	All Laminate (\$)	HPL Surfaces (\$)
<i>1 pedestal on left with lock. 2 box drawers and 1 file drawer with suspension bar. Pencil tray. 3" square steel legs. Half-height modesty panel.</i>				
72 x 36 x 29½	1800 x 900 x 751	Q_N_-UFM3672BT_	2,237	2,568
72 x 30 x 29½	1800 x 750 x 751	Q_N_-UFM3072BT_	2,158	2,485
66 x 30 x 29½	1650 x 750 x 751	Q_N_-UFM3066BT_	2,085	2,398
60 x 30 x 29½	1500 x 750 x 751	Q_N_-UFM3060BT_	1,888	2,176

Specify the surface type (5, 6). Specify the accent color (A, S). Specify the leg type (Q, L).

Left pedestal desk-returns

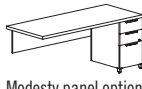


Modesty panel option: change N in the code prefix to Lexan (L) / Translucent (T) add \$362, Metal (M) add \$483. Packaged in 2 boxes.

W x D x H (in)	W x D x H (mm)	Code	All Laminate (\$)	HPL Surfaces (\$)
<i>1 pedestal on left with lock. 2 box drawers and 1 file drawer with suspension bar. Pencil tray. Half-height modesty panel.</i>				
72 x 36 x 29½	1800 x 900 x 751	Q_N_-UFM3672R	1,923	2,218
72 x 30 x 29½	1800 x 750 x 751	Q_N_-UFM3072R	1,850	2,129
66 x 30 x 29½	1650 x 750 x 751	Q_N_-UFM3066R	1,778	2,044
60 x 30 x 29½	1500 x 750 x 751	Q_N_-UFM3060R	1,699	1,954

Specify the surface type (5, 6). Specify the accent color (A, S).

Right pedestal desk-returns



Modesty panel option: change N in the code prefix to Lexan (L) / Translucent (T) add \$362, Metal (M) add \$483. Packaged in 2 boxes.

W x D x H (in)	W x D x H (mm)	Code	All Laminate (\$)	HPL Surfaces (\$)
<i>1 pedestal on right with lock. 2 box drawers and 1 file drawer with suspension bar. Pencil tray. Half-height modesty panel.</i>				
72 x 36 x 29½	1800 x 900 x 751	Q_N_-R3672UFM	1,923	2,218
72 x 30 x 29½	1800 x 750 x 751	Q_N_-R3072UFM	1,850	2,129
66 x 30 x 29½	1650 x 750 x 751	Q_N_-R3066UFM	1,778	2,044
60 x 30 x 29½	1500 x 750 x 751	Q_N_-R3060UFM	1,699	1,954

Specify the surface type (5, 6). Specify the accent color (A, S).

Desk shells

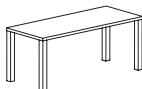


Recessed, full-height modesty panel. Can accommodate 1 or 2 pedestals. Full-width wiring access.

W x D x H (in)	W x D x H (mm)	Code	All Laminate (\$)	HPL Surfaces (\$)
72 x 36 x 29½	1800 x 900 x 751	Q_N_-TDM3672	1,170	1,404
72 x 30 x 29½	1800 x 750 x 751	Q_N_-TDM3072	1,114	1,336
66 x 30 x 29½	1650 x 750 x 751	Q_N_-TDM3066	1,086	1,300
60 x 30 x 29½	1500 x 750 x 751	Q_N_-TDM3060	1,043	1,254

Specify the surface type (5, 6). Specify the accent color (A, S).

Rectangular tables

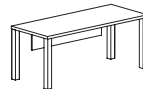


Packaged in 2 boxes.

W x D x H (in)	W x D x H (mm)	Code	All Laminate (\$)	HPL Surfaces (\$)
<i>3" square steel legs (carton of 4).</i>				
72 x 36 x 29½	1800 x 900 x 751	Q_N_-RT3672_	1,706	2,266
72 x 30 x 29½	1800 x 750 x 751	Q_N_-RT3072_	1,633	2,164
66 x 30 x 29½	1650 x 750 x 751	Q_N_-RT3066_	1,561	2,074
60 x 30 x 29½	1500 x 750 x 751	Q_N_-RT3060_	1,483	1,977

Specify the surface type (5, 6). Specify the accent color (A, S). Specify the leg type (Q, L).

Rectangular tables with modesty panel



Modesty panel option: change N in the code prefix to Lexan (L) / Translucent (T) add \$362, Metal (M) add \$483. Packaged in 2 boxes.

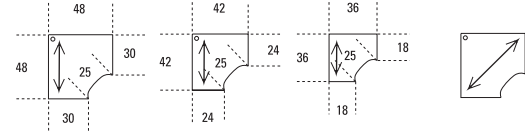
W x D x H (in)	W x D x H (mm)	Code	All Laminate (\$)	HPL Surfaces (\$)
<i>3" square steel legs (carton of 4). Half-height modesty panel.</i>				
72 x 36 x 29½	1800 x 900 x 751	Q_N_-RTM3672_	1,863	2,423
72 x 30 x 29½	1800 x 750 x 751	Q_N_-RTM3072_	1,790	2,320
66 x 30 x 29½	1650 x 750 x 751	Q_N_-RTM3066_	1,713	2,230
60 x 30 x 29½	1500 x 750 x 751	Q_N_-RTM3060_	1,639	2,129

Specify the surface type (5, 6). Specify the accent color (A, S). Specify the leg type (Q, L).

90° Corner modules



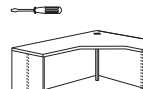
To attach to a work surface. Grommet. Full-width wiring access on each side.



W x D x H (in)	W x D x H (mm)	Code	All Laminate (\$)	HPL Surfaces (\$)
48 x 48 x 29½	1200 x 1200 x 751	Q_N_-CM4830S_	1,242	1,682
42 x 42 x 29½	1050 x 1050 x 751	Q_N_-CM4224S_	1,120	1,525
36 x 36 x 29½	900 x 900 x 751	Q_N_-CM3618SC	1,066	1,429

Specify the surface type (5, 6). Specify the accent color (A, S). Specify panel legs (B, C, F). Diagonal wood grain: change S to D, add 10% to the price.

Left extended corner modules



Full-width wiring access on each side. Grommet.

Surface	R1	R2
72"/48"	28½"	47/8"
66"/48"	22½"	47/8"
60"/48"	16½"	47/8"
72"/42"	28½"	
66"/42"	22½"	
60"/42"	16½"	
72"/36"	16½"	
66"/36"	16½"	

W x D x H (in)	W x D x H (mm)	Code	All Laminate (\$)	HPL Surfaces (\$)
72 x 48 x 29½	1800 x 1200 x 751	Q_N_-CM724824_	1,653	2,255
66 x 48 x 29½	1650 x 1200 x 751	Q_N_-CM664824_	1,585	2,158
60 x 48 x 29½	1500 x 1200 x 751	Q_N_-CM604824_	1,518	2,069
72 x 42 x 29½	1800 x 1050 x 751	Q_N_-CM724224_	1,585	2,158
66 x 42 x 29½	1650 x 1050 x 751	Q_N_-CM664224_	1,518	2,069
60 x 42 x 29½	1500 x 1050 x 751	Q_N_-CM604224_	1,452	1,971
72 x 36 x 29½	1800 x 900 x 751	Q_N_-CM723624_	1,415	1,909
66 x 36 x 29½	1650 x 900 x 751	Q_N_-CM663624_	1,336	1,827

Specify the surface type (5, 6). Specify the accent color (A, S). Specify panel legs (A, B, C, D, E, F).



W x D x H (in)	W x D x H (mm)	Code	All Laminate (\$)	HPL Surfaces (\$)
Right extended corner modules				
<i>Full-width wiring access on each side. Grommet.</i>				
		Surface	R1	R2
		72"/48"	28½"	4 7/8"
		66"/48"	22½"	4 7/8"
		60"/48"	16 5/8"	4 7/8"
		72"/42"	28½"	
		66"/42"	22½"	
		60"/42"	16 5/8"	
		72"/36"	16 5/8"	
		66"/36"	16 5/8"	

72 x 48 x 29½	1800 x 1200 x 751	Q_N-CM487224	1,653	2,255
66 x 48 x 29½	1650 x 1200 x 751	Q_N-CM486624	1,585	2,158
60 x 48 x 29½	1500 x 1200 x 751	Q_N-CM486024	1,518	2,069
72 x 42 x 29½	1800 x 1050 x 751	Q_N-CM427224	1,585	2,158
66 x 42 x 29½	1650 x 1050 x 751	Q_N-CM426624	1,518	2,069
60 x 42 x 29½	1500 x 1050 x 751	Q_N-CM426024	1,452	1,971
72 x 36 x 29½	1800 x 900 x 751	Q_N-CM367224	1,415	1,909
66 x 36 x 29½	1650 x 900 x 751	Q_N-CM366624	1,336	1,827

Specify the surface type (5, 6). Specify the accent color (A, S). Specify panel legs (A, B, C, D, E, F).

W x D x H (in)	W x D x H (mm)	Code	All Laminate (\$)	HPL Surfaces (\$)		
Rectangular tables 30"						
<i>Full-width wiring access.</i>						
		Surface	R1	R2		
		72"/30 x 29½"	1800 x 750 x 751	Q_N-DT3072	1,114	1,336
		66"/30 x 29½"	1650 x 750 x 751	Q_N-DT3066	1,086	1,300
		60"/30 x 29½"	1500 x 750 x 751	Q_N-DT3060	1,043	1,254
		54"/30 x 29½"	1350 x 750 x 751	Q_N-DT3054	1,013	1,217
		48"/30 x 29½"	1200 x 750 x 751	Q_N-DT3048	953	1,145
		42"/30 x 29½"	1050 x 750 x 751	Q_N-DT3042	905	1,086
		36"/30 x 29½"	900 x 750 x 751	Q_N-DT3036	874	1,049
		30"/30 x 29½"	750 x 750 x 751	Q_N-DT3030	832	999
		24"/30 x 29½"	600 x 750 x 751	Q_N-DT3024	802	964

Specify the surface type (5, 6). Specify the accent color (A, S). Specify panel legs (A, B, C, D, E, F).

W x D x H (in)	W x D x H (mm)	Code	All Laminate (\$)	HPL Surfaces (\$)		
Rectangular tables 24"						
<i>Full-width wiring access.</i>						
		Surface	R1	R2		
		72"/24 x 29½"	1800 x 600 x 751	Q_N-DT2472	1,043	1,254
		66"/24 x 29½"	1650 x 600 x 751	Q_N-DT2466	1,013	1,217
		60"/24 x 29½"	1500 x 600 x 751	Q_N-DT2460	977	1,170
		54"/24 x 29½"	1350 x 600 x 751	Q_N-DT2454	953	1,145
		48"/24 x 29½"	1200 x 600 x 751	Q_N-DT2448	874	1,049
		42"/24 x 29½"	1050 x 600 x 751	Q_N-DT2442	832	999
		36"/24 x 29½"	900 x 600 x 751	Q_N-DT2436	802	964
		30"/24 x 29½"	750 x 600 x 751	Q_N-DT2430	764	916
		24"/24 x 29½"	600 x 600 x 751	Q_N-DT2424	735	880

Specify the surface type (5, 6). Specify the accent color (A, S). Specify panel legs (A, B, C, D, E, F).

W x D x H (in)	W x D x H (mm)	Code	All Laminate (\$)	HPL Surfaces (\$)
Left asymmetrical tables, 30"				
<i>Full-width wiring access. To attach to a work surface.</i>				
54 x 30 x 29½	1350 x 750 x 751	Q_N-AT245430	989	1,186
48 x 30 x 29½	1200 x 750 x 751	Q_N-AT244830	911	1,092
42 x 30 x 29½	1050 x 750 x 751	Q_N-AT244230	885	1,066
36 x 30 x 29½	900 x 750 x 751	Q_N-AT243630	856	1,031
30 x 30 x 29½	750 x 750 x 751	Q_N-AT243030	820	984

Specify the surface type (5, 6). Specify the accent color (A, S). Specify panel legs (B, C, F).

W x D x H (in)	W x D x H (mm)	Code	All Laminate (\$)	HPL Surfaces (\$)
Right asymmetrical tables, 30"				
<i>Full-width wiring access. To attach to a work surface.</i>				
54 x 30 x 29½	1350 x 750 x 751	Q_N-AT305424	989	1,186
48 x 30 x 29½	1200 x 750 x 751	Q_N-AT304824	911	1,092
42 x 30 x 29½	1050 x 750 x 751	Q_N-AT304224	885	1,066
36 x 30 x 29½	900 x 750 x 751	Q_N-AT303624	856	1,031
30 x 30 x 29½	750 x 750 x 751	Q_N-AT303024	820	984

Specify the surface type (5, 6). Specify the accent color (A, S). Specify panel legs (B, C, F).

W x D x H (in)	W x D x H (mm)	Code	All Laminate (\$)	HPL Surfaces (\$)
Left asymmetrical tables, 24"				
<i>Full-width wiring access. To attach to a work surface.</i>				
54 x 24 x 29½	1350 x 600 x 751	Q_N-AT185424	959	1,150
48 x 24 x 29½	1200 x 600 x 751	Q_N-AT184824	885	1,066
42 x 24 x 29½	1050 x 600 x 751	Q_N-AT184224	856	1,031
36 x 24 x 29½	900 x 600 x 751	Q_N-AT183624	820	984
30 x 24 x 29½	750 x 600 x 751	Q_N-AT183024	789	945

Specify the surface type (5, 6). Specify the accent color (A, S). Specify panel legs (B, C, F).

W x D x H (in)	W x D x H (mm)	Code	All Laminate (\$)	HPL Surfaces (\$)
Right asymmetrical tables, 24"				
<i>Full-width wiring access. To attach to a work surface.</i>				
54 x 24 x 29½	1350 x 600 x 751	Q_N-AT245418	959	1,150
48 x 24 x 29½	1200 x 600 x 751	Q_N-AT244818	885	1,066
42 x 24 x 29½	1050 x 600 x 751	Q_N-AT244218	856	1,031
36 x 24 x 29½	900 x 600 x 751	Q_N-AT243618	820	984
30 x 24 x 29½	750 x 600 x 751	Q_N-AT243018	789	945

Specify the surface type (5, 6). Specify the accent color (A, S). Specify panel legs (B, C, F).

W x D x H (in)	W x D x H (mm)	Code	All Laminate (\$)	HPL Surfaces (\$)
Left Peninsula corner modules				
<i>To attach to a work surface. 2 recessed reversible leg panels, 1 with wiring access. Grommet. 3" square steel legs.</i>				
84 x 48 x 29½	2100 x 1200 x 751	Q_N-CB844824	1,873	2,521
78 x 48 x 29½	1950 x 1200 x 751	Q_N-CB784824	1,814	2,429
72 x 48 x 29½	1800 x 1200 x 751	Q_N-CB724824	1,742	2,325

Packaged in 2 boxes.



	W x D x H (in)	W x D x H (mm)	Code	All Laminate (\$)	HPL Surfaces (\$)
Left Peninsula corner modules (cont'd)	84 x 42 x 29½	2100 x 1050 x 751	Q_N_-CB844224_	1,814	2,429
	78 x 42 x 29½	1950 x 1050 x 751	Q_N_-CB784224_	1,742	2,325
	72 x 42 x 29½	1800 x 1050 x 751	Q_N_-CB724224_	1,669	2,237

Specify the surface type (5, 6). Specify the accent color (A, S). Specify the leg type (Q, L).

Right Peninsula corner modules

To attach to a work surface. 2 recessed reversible leg panels, 1 with wiring access. Grommet. 3" square steel legs.

84 x 48 x 29½	2100 x 1200 x 751	Q_N_-C4884B24_	1,873	2,521
78 x 48 x 29½	1950 x 1200 x 751	Q_N_-C4878B24_	1,814	2,429
72 x 48 x 29½	1800 x 1200 x 751	Q_N_-C4872B24_	1,742	2,325
84 x 42 x 29½	2100 x 1050 x 751	Q_N_-C4284B24_	1,814	2,429
78 x 42 x 29½	1950 x 1050 x 751	Q_N_-C4278B24_	1,742	2,325
72 x 42 x 29½	1800 x 1050 x 751	Q_N_-C4272B24_	1,669	2,237

Specify the surface type (5, 6). Specify the accent color (A, S). Specify the leg type (Q, L).

Left Peninsula extended corner modules with modesty panel

To attach to a work surface. 2 recessed reversible leg panels, 1 with wiring access. Grommet. 3" square steel legs. Half-height modesty panel.

84 x 48 x 29½	2100 x 1200 x 751	Q_N_-CBM844824_	2,031	2,677
78 x 48 x 29½	1950 x 1200 x 751	Q_N_-CBM784824_	1,971	2,580
72 x 48 x 29½	1800 x 1200 x 751	Q_N_-CBM724824_	1,899	2,485
84 x 42 x 29½	2100 x 1050 x 751	Q_N_-CBM844224_	1,971	2,580
78 x 42 x 29½	1950 x 1050 x 751	Q_N_-CBM784224_	1,899	2,485
72 x 42 x 29½	1800 x 1050 x 751	Q_N_-CBM724224_	1,827	2,392

Specify the surface type (5, 6). Specify the accent color (A, S). Specify the leg type (Q, L).

Right Peninsula extended corner modules with modesty panel

To attach to a work surface. 2 recessed leg panels, 1 with wiring access. Grommet. 3" square steel legs. Half-height modesty panel.

84 x 48 x 29½	2100 x 1200 x 751	Q_N_-C4884BM24_	2,031	2,677
78 x 48 x 29½	1950 x 1200 x 751	Q_N_-C4878BM24_	1,971	2,580
72 x 48 x 29½	1800 x 1200 x 751	Q_N_-C4872BM24_	1,899	2,485
84 x 42 x 29½	2100 x 1050 x 751	Q_N_-C4284BM24_	1,971	2,580
78 x 42 x 29½	1950 x 1050 x 751	Q_N_-C4278BM24_	1,899	2,485
72 x 42 x 29½	1800 x 1050 x 751	Q_N_-C4272BM24_	1,827	2,392

Specify the surface type (5, 6). Specify the accent color (A, S). Specify the leg type (Q, L).

Rectangular tables

To attach to a work surface. Grommet. 3" square steel legs.

72 x 36 x 29½	1800 x 900 x 751	Q_N_-BT3672_	1,409	1,880
66 x 36 x 29½	1650 x 900 x 751	Q_N_-BT3666_	1,387	1,845
60 x 36 x 29½	1500 x 900 x 751	Q_N_-BT3660_	1,336	1,796
72 x 30 x 29½	1800 x 750 x 751	Q_N_-BT3072_	1,336	1,796
66 x 30 x 29½	1650 x 750 x 751	Q_N_-BT3066_	1,295	1,730
60 x 30 x 29½	1500 x 750 x 751	Q_N_-BT3060_	1,265	1,676
72 x 24 x 29½	1800 x 600 x 751	Q_N_-BT2472_	1,265	1,676
66 x 24 x 29½	1650 x 600 x 751	Q_N_-BT2466_	1,228	1,633
60 x 24 x 29½	1500 x 600 x 751	Q_N_-BT2460_	1,194	1,579

Specify the surface type (5, 6). Specify the accent color (A, S). Specify the leg type (Q, L).

Rectangular tables with modesty panel

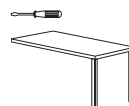


Modesty panel option: change N in the code prefix to Lexan (L) / Translucent (T) add \$362, Metal (M) add \$483. Packaged in 2 boxes.

W x D x H (in)	W x D x H (mm)	Code	All Laminate (\$)	HPL Surfaces (\$)
72 x 36 x 29½	1800 x 900 x 751	Q_N_-BTM3672_	1,567	1,873
72 x 30 x 29½	1800 x 750 x 751	Q_N_-BTM3072_	1,488	1,790
66 x 30 x 29½	1650 x 750 x 751	Q_N_-BTM3066_	1,415	1,699
60 x 30 x 29½	1500 x 750 x 751	Q_N_-BTM3060_	1,336	1,609

Specify the surface type (5, 6). Specify the accent color (A, S). Specify the leg type (Q, L).

Rectangular work surfaces

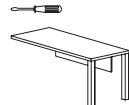


Packaged in 2 boxes.

W x D x H (in)	W x D x H (mm)	Code	All Laminate (\$)	HPL Surfaces (\$)
72 x 36 x 29½	1800 x 900 x 751	Q_N_-BU3672_	1,080	1,295
66 x 36 x 29½	1650 x 900 x 751	Q_N_-BU3666_	1,036	1,242
60 x 36 x 29½	1500 x 900 x 751	Q_N_-BU3660_	994	1,194
72 x 30 x 29½	1800 x 750 x 751	Q_N_-BU3072_	994	1,194
66 x 30 x 29½	1650 x 750 x 751	Q_N_-BU3066_	970	1,165
60 x 30 x 29½	1500 x 750 x 751	Q_N_-BU3060_	945	1,127
48 x 30 x 29½	1200 x 750 x 751	Q_N_-BU3048_	911	1,092
72 x 24 x 29½	1800 x 600 x 751	Q_N_-BU2472_	945	1,127
66 x 24 x 29½	1650 x 600 x 751	Q_N_-BU2466_	911	1,092
60 x 24 x 29½	1500 x 600 x 751	Q_N_-BU2460_	885	1,066
48 x 24 x 29½	1200 x 600 x 751	Q_N_-BU2448_	862	1,036

Specify the surface type (5, 6). Specify the accent color (A, S). Specify the leg type (Q, L).

Rectangular work surfaces with modesty panel



Modesty panel option: change N in the code prefix to Lexan (L) / Translucent (T) add \$362, Metal (M) add \$483. Packaged in 2 boxes.

W x D x H (in)	W x D x H (mm)	Code	All Laminate (\$)	HPL Surfaces (\$)
72 x 36 x 29½	1800 x 900 x 751	Q_N_-BUM3672_	1,237	1,424
72 x 30 x 29½	1800 x 750 x 751	Q_N_-BUM3072_	1,150	1,321
66 x 30 x 29½	1650 x 750 x 751	Q_N_-BUM3066_	1,120	1,290
60 x 30 x 29½	1500 x 750 x 751	Q_N_-BUM3060_	1,097	1,265

Specify the surface type (5, 6). Specify the accent color (A, S). Specify the leg type (Q, L).

Return-shells

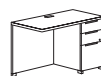


Reversible. Grommet. Can accommodate 1 pedestal.

48 x 24 x 29½	1200 x 600 x 751	Q_N_-R2448S	796	911
42 x 24 x 29½	1050 x 600 x 751	Q_N_-R2442S	759	868
36 x 24 x 29½	900 x 600 x 751	Q_N_-R2436S	711	820

Specify the surface type (5, 6). Specify the accent color (A, S).

Right executive returns – low profile



1 pedestal on right with lock. 2 box drawers and 1 file drawer with suspension bar. Pencil tray. Grommet.

48 x 24 x 29½	1200 x 600 x 751	Q_N_-R2448UF	1,538	1,773
42 x 24 x 29½	1050 x 600 x 751	Q_N_-R2442UF	1,483	1,693
36 x 24 x 29½	900 x 600 x 751	Q_N_-R2436UF	1,429	1,633

Specify the surface type (5, 6). Specify the accent color (A, S).

Left executive returns – low profile




1 pedestal on left with lock. 2 box drawers and 1 file drawer with suspension bar. Pencil tray. Grommet.


48 x 24 x 29½	1200 x 600 x 751	Q_N_-UF2448R	1,538	1,773
42 x 24 x 29½	1050 x 600 x 751	Q_N_-UF2442R	1,483	1,693
36 x 24 x 29½	900 x 600 x 751	Q_N_-UF2436R	1,429	1,633

Specify the surface type (5, 6). Specify the accent color (A, S).




	W x D x H (in)	W x D x H (mm)	Code	All Laminate (\$)	HPL Surfaces (\$)
Bridge-returns	<i>Full-height modesty panel.</i>				
	48 x 24 x 29½	1200 x 600 x 751	Q_N_-BR2448	583	699
	42 x 24 x 29½	1050 x 600 x 751	Q_N_-BR2442	562	670
	36 x 24 x 29½	900 x 600 x 751	Q_N_-BR2436	537	645


Specify the surface type (5, 6). Specify the accent color (A, S).

	W x D x H (in)	W x D x H (mm)	Code	All Laminate (\$)	HPL Surfaces (\$)
Lateral file credenza with open storage	<i>Open space on top and 2 file drawers on bottom with suspension bars. Locks. Full-width wiring access. Optional counterweights to meet BIFMA standards, refer to page 149.</i>				
	72 x 24 x 29½	1800 x 600 x 751	Q_N_-SLF2472	1,934	2,320


Specify the surface type (5, 6). Specify the accent color (A, S).

	W x D x H (in)	W x D x H (mm)	Code	All Laminate (\$)	HPL Surfaces (\$)
Lateral file credenza	<i>4 file drawers with suspension bars. Locks. Full-width wiring access. Optional counterweights to meet BIFMA standards, refer to page 149.</i>				
	72 x 24 x 29½	1800 x 600 x 751	Q_N_-LF2472LF	2,460	2,948


Specify the surface type (5, 6). Specify the accent color (A, S).

	W x D x H (in)	W x D x H (mm)	Code	All Laminate (\$)	HPL Surfaces (\$)
Lateral file / bookcase credenza	<i>2 file drawers with suspension bars. Bookcase with doors and adjustable shelf. Locks. Full-width wiring access.</i>				
	72 x 24 x 29½	1800 x 600 x 751	Q_N_-LF2472B	2,248	2,693

Specify the surface type (5, 6). Specify the accent color (A, S).

	W x D x H (in)	W x D x H (mm)	Code	All Laminate (\$)	HPL Surfaces (\$)
Bookcase credenza	<i>Storage unit with doors and adjustable shelves. Locks. Full-width wiring access.</i>				
	72 x 24 x 29½	1800 x 600 x 751	Q_N_-B2472B	2,061	2,471


Specify the surface type (5, 6). Specify the accent color (A, S).

	W x D x H (in)	W x D x H (mm)	Code	All Laminate (\$)	HPL Surfaces (\$)
Open bookcase credenza	<i>1 adjustable shelf on each side. Full-width wiring access.</i>				
	72 x 24 x 29½	1800 x 600 x 751	Q_N_-BE2472BE	1,633	1,959

Specify the surface type (5, 6). Specify the accent color (A, S).

	W x D x H (in)	W x D x H (mm)	Code	All Laminate (\$)	HPL Surfaces (\$)
--	----------------	----------------	------	-------------------	-------------------

	W x D x H (in)	W x D x H (mm)	Code	All Laminate (\$)	HPL Surfaces (\$)
Hutches with doors	<i>All doors open in the same way. Reversible end door. Reversible hutch for right- or left-hand door opening. Hutches must be supported by storage units or hutch supports (page 16) using the hutch assembly hardware (page 16). See examples of configuration (page 9). 1 tone only.</i>				

	W x D x H (in)	W x D x H (mm)	Code	All Laminate (\$)	HPL Surfaces (\$)
	<i>32" H. Adjustable shelves.</i>				
	96 x 16 x 32	2400 x 400 x 813	QNN_-E963216P	2,008	
	90 x 16 x 32	2250 x 400 x 813	QNN_-E903216P	1,940	
	84 x 16 x 32	2100 x 400 x 813	QNN_-E843216P	1,888	
	78 x 16 x 32	1950 x 400 x 813	QNN_-E783216P	1,819	
	72 x 16 x 32	1800 x 400 x 813	QNN_-E723216P	1,706	
	66 x 16 x 32	1650 x 400 x 813	QNN_-E663216P	1,645	
	60 x 16 x 32	1500 x 400 x 813	QNN_-E603216P	1,621	
	54 x 16 x 32	1350 x 400 x 813	QNN_-E543216P	1,368	
	48 x 16 x 32	1200 x 400 x 813	QNN_-E483216P	1,295	
	42 x 16 x 32	1050 x 400 x 813	QNN_-E423216P	1,135	
	36 x 16 x 32	900 x 400 x 813	QNN_-E363216P	1,086	


Specify the accent color (A, S).

Door options: change the second N in the code prefix to:

96" to 60": 4 doors
Lexan (L) / Translucent (T) add \$1,206, Metal (M) add \$1,447.

54" to 48": 3 doors
Lexan (L) / Translucent (T) add \$940, Metal (M) add \$1,086.

42" to 36": 2 doors
Lexan (L) / Translucent (T) add \$602, Metal (M) add \$723.

	W x D x H (in)	W x D x H (mm)	Code	All Laminate (\$)	HPL Surfaces (\$)
Hutches with doors (cont'd)	<i>24" H. Adjustable shelves.</i>				
	96 x 16 x 24	2400 x 400 x 609,5	QNN_-E962416P	1,773	
	90 x 16 x 24	2250 x 400 x 609,5	QNN_-E902416P	1,730	
	84 x 16 x 24	2100 x 400 x 609,5	QNN_-E842416P	1,669	
	78 x 16 x 24	1950 x 400 x 609,5	QNN_-E782416P	1,628	
	72 x 16 x 24	1800 x 400 x 609,5	QNN_-E722416P	1,556	
	66 x 16 x 24	1650 x 400 x 609,5	QNN_-E662416P	1,507	
	60 x 16 x 24	1500 x 400 x 609,5	QNN_-E602416P	1,447	
	54 x 16 x 24	1350 x 400 x 609,5	QNN_-E542416P	1,217	
	48 x 16 x 24	1200 x 400 x 609,5	QNN_-E482416P	1,165	
	42 x 16 x 24	1050 x 400 x 609,5	QNN_-E422416P	1,025	
	36 x 16 x 24	900 x 400 x 609,5	QNN_-E362416P	970	


Door options: change the second N in the code prefix to:

96" to 60": 4 doors
Lexan (L) / Translucent (T) add \$1,086, Metal (M) add \$1,326.

54" to 48": 3 doors
Lexan (L) / Translucent (T) add \$813, Metal (M) add \$994.

42" to 36": 2 doors
Lexan (L) / Translucent (T) add \$542, Metal (M) add \$662.

Specify the accent color (A, S).

	W x D x H (in)	W x D x H (mm)	Code	All Laminate (\$)	HPL Surfaces (\$)
	<i>16" H.</i>				
	96 x 16 x 16	2400 x 400 x 406,5	QNN_-E961616P	1,628	
	90 x 16 x 16	2250 x 400 x 406,5	QNN_-E901616P	1,579	
	84 x 16 x 16	2100 x 400 x 406,5	QNN_-E841616P	1,556	
	78 x 16 x 16	1950 x 400 x 406,5	QNN_-E781616P	1,512	
	72 x 16 x 16	1800 x 400 x 406,5	QNN_-E721616P	1,228	
	66 x 16 x 16	1650 x 400 x 406,5	QNN_-E661616P	1,186	
	60 x 16 x 16	1500 x 400 x 406,5	QNN_-E601616P	1,145	
	54 x 16 x 16	1350 x 400 x 406,5	QNN_-E541616P	959	
	48 x 16 x 16	1200 x 400 x 406,5	QNN_-E481616P	911	
	42 x 16 x 16	1050 x 400 x 406,5	QNN_-E421616P	796	
	36 x 16 x 16	900 x 400 x 406,5	QNN_-E361616P	772	

Door options: change the second N in the code prefix to:

96" to 78": 6 doors
Lexan (L) / Translucent (T) add \$1,447, Metal (M) add \$1,809.


72" to 60": 4 doors
Lexan (L) / Translucent (T) add \$964, Metal (M) add \$1,206.

54" to 48": 3 doors
Lexan (L) / Translucent (T) add \$723, Metal (M) add \$940.

42" to 36": 2 doors
Lexan (L) / Translucent (T) add \$483, Metal (M) add \$602.

Specify the accent color (A, S).


	W x D x H (in)	W x D x H (mm)	Code	All Laminate (\$)	HPL Surfaces (\$)
Hutches with sliding door	<i>The sliding door covers one half of the storage. Hutches must be supported by storage units or hutch supports (page 16) using the hutch assembly hardware (page 16). See examples of configuration (page 9). 1 tone only.</i>				

	W x D x H (in)	W x D x H (mm)	Code	All Laminate (\$)	HPL Surfaces (\$)
	<i>32" H. Adjustable shelves.</i>				
	96 x 16 x 32	2400 x 400 x 813	QNN_-E963216C	1,724	
	90 x 16 x 32	2250 x 400 x 813	QNN_-E903216C	1,669	
	84 x 16 x 32	2100 x 400 x 813	QNN_-E843216C	1,633	
	78 x 16 x 32	1950 x 400 x 813	QNN_-E783216C	1,585	
	72 x 16 x 32	1800 x 400 x 813	QNN_-E723216C	1,458	
	66 x 16 x 32	1650 x 400 x 813	QNN_-E663216C	1,424	
	60 x 16 x 32	1500 x 400 x 813	QNN_-E603216C	1,393	

Door option: change the second N in the code prefix to:

Lexan (L) / Translucent (T) add \$542, Metal (M) add \$602.

Specify the accent color (A, N, S).

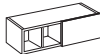
	W x D x H (in)	W x D x H (mm)	Code	All Laminate (\$)	HPL Surfaces (\$)
	<i>24" H. Adjustable shelves.</i>				
	96 x 16 x 24	2400 x 400 x 609,5	QNN_-E962416C	1,567	
	90 x 16 x 24	2250 x 400 x 609,5	QNN_-E902416C	1,525	
	84 x 16 x 24	2100 x 400 x 609,5	QNN_-E842416C	1,496	
	78 x 16 x 24	1950 x 400 x 609,5	QNN_-E782416C	1,447	
	72 x 16 x 24	1800 x 400 x 609,5	QNN_-E722416C	1,321	
	66 x 16 x 24	1650 x 400 x 609,5	QNN_-E662416C	1,278	
	60 x 16 x 24	1500 x 400 x 609,5	QNN_-E602416C	1,248	

Door option: change the second N in the code prefix to:


Lexan (L) / Translucent (T) add \$513, Metal (M) add \$573.


Specify the accent color (A, N, S).




	W x D x H (in)	W x D x H (mm)	Code	All Laminate (\$)
Hutches with sliding door (cont'd)	<i>16" H.</i>			
	96 x 16 x 16	2400 x 400 x 406,5	QNN_-E961616C	1,409
	90 x 16 x 16	2250 x 400 x 406,5	QNN_-E901616C	1,321
	84 x 16 x 16	2100 x 400 x 406,5	QNN_-E841616C	1,295
	78 x 16 x 16	1950 x 400 x 406,5	QNN_-E781616C	1,265
	72 x 16 x 16	1800 x 400 x 406,5	QNN_-E721616C	1,092
	66 x 16 x 16	1650 x 400 x 406,5	QNN_-E661616C	1,056
	60 x 16 x 16	1500 x 400 x 406,5	QNN_-E601616C	1,006
Door option: change the second N in the code prefix to: Lexan (L) / Translucent (T) add \$483, Metal (M) add \$542.				
Specify the accent color (A, N, S).				

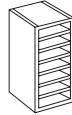

Open hutches *Hutches must be supported by storage units or hutch supports (page 16) using the hutch assembly hardware (page 16). See examples of configuration (page 9). 1 tone only.*




	W x D x H (in)	W x D x H (mm)	Code	All Laminate (\$)
	<i>32" H. Adjustable shelves.</i>			
	96 x 15 x 32	2400 x 381 x 813	QNNN-E963216	1,531
	90 x 15 x 32	2250 x 381 x 813	QNNN-E903216	1,483
	84 x 15 x 32	2100 x 381 x 813	QNNN-E843216	1,447
	78 x 15 x 32	1950 x 381 x 813	QNNN-E783216	1,404
	72 x 15 x 32	1800 x 381 x 813	QNNN-E723216	1,273
	66 x 15 x 32	1650 x 381 x 813	QNNN-E663216	1,223
	60 x 15 x 32	1500 x 381 x 813	QNNN-E603216	1,180
	54 x 15 x 32	1350 x 381 x 813	QNNN-E543216	964
	48 x 15 x 32	1200 x 381 x 813	QNNN-E483216	911
	42 x 15 x 32	1050 x 381 x 813	QNNN-E423216	856
	36 x 15 x 32	900 x 381 x 813	QNNN-E363216	808




	W x D x H (in)	W x D x H (mm)	Code	All Laminate (\$)
	<i>24" H. Adjustable shelves.</i>			
	96 x 15 x 24	2400 x 381 x 609,5	QNNN-E962416	1,447
	90 x 15 x 24	2250 x 381 x 609,5	QNNN-E902416	1,409
	84 x 15 x 24	2100 x 381 x 609,5	QNNN-E842416	1,356
	78 x 15 x 24	1950 x 381 x 609,5	QNNN-E782416	1,300
	72 x 15 x 24	1800 x 381 x 609,5	QNNN-E722416	1,186
	66 x 15 x 24	1650 x 381 x 609,5	QNNN-E662416	1,145
	60 x 15 x 24	1500 x 381 x 609,5	QNNN-E602416	1,092
	54 x 15 x 24	1350 x 381 x 609,5	QNNN-E542416	880
	48 x 15 x 24	1200 x 381 x 609,5	QNNN-E482416	832
	42 x 15 x 24	1050 x 381 x 609,5	QNNN-E422416	789
	36 x 15 x 24	900 x 381 x 609,5	QNNN-E362416	748


	W x D x H (in)	W x D x H (mm)	Code	All Laminate (\$)
	<i>16" H.</i>			
	96 x 15 x 16	2400 x 381 x 406,5	QNNN-E961616	1,156
	90 x 15 x 16	2250 x 381 x 406,5	QNNN-E901616	1,109
	84 x 15 x 16	2100 x 381 x 406,5	QNNN-E841616	1,086
	78 x 15 x 16	1950 x 381 x 406,5	QNNN-E781616	1,056
	72 x 15 x 16	1800 x 381 x 406,5	QNNN-E721616	868
	66 x 15 x 16	1650 x 381 x 406,5	QNNN-E661616	837
	60 x 15 x 16	1500 x 381 x 406,5	QNNN-E601616	802
	54 x 15 x 16	1350 x 381 x 406,5	QNNN-E541616	633
	48 x 15 x 16	1200 x 381 x 406,5	QNNN-E481616	609
	42 x 15 x 16	1050 x 381 x 406,5	QNNN-E421616	573
	36 x 15 x 16	900 x 381 x 406,5	QNNN-E361616	547


96" to 78":
6 open compartments.
72" to 60":
4 open compartments.
54" to 36":
2 open compartments.


	W x D x H (in)	W x D x H (mm)	Code	All Laminate (\$)
Hutch supports	<i>See examples of configuration (page 9).</i>			
Pigeonhole hutch supports	<i>Removable shelves. 1 tone only.</i>			
	18 x 15 x 28	450 x 381 x 685	QNNN-SDV1828	718
	18 x 15 x 20	450 x 381 x 482	QNNN-SDV1820	633
	12 x 15 x 28	300 x 381 x 685	QNNN-SDV1228	651
	12 x 15 x 20	300 x 381 x 482	QNNN-SDV1220	578


	W x D x H (in)	W x D x H (mm)	Code	All Laminate (\$)
Hutch supports	<i>Adjustable shelf (shelves). 1 tone only.</i>			
	36 x 15 x 28	900 x 381 x 685	QNNN-SDVB3628	718
	36 x 15 x 20	900 x 381 x 482	QNNN-SDVB3620	682
	30 x 15 x 28	750 x 381 x 685	QNNN-SDVB3028	682
	30 x 15 x 20	750 x 381 x 482	QNNN-SDVB3020	656
	24 x 15 x 28	600 x 381 x 685	QNNN-SDVB2428	578
	24 x 15 x 20	600 x 381 x 482	QNNN-SDVB2420	562
	18 x 15 x 28	450 x 381 x 685	QNNN-SDVB1828	555
	18 x 15 x 20	450 x 381 x 482	QNNN-SDVB1820	530
	12 x 15 x 28	300 x 381 x 685	QNNN-SDVB1228	524
	12 x 15 x 20	300 x 381 x 482	QNNN-SDVB1220	494
	6 x 15 x 28	150 x 381 x 685	QNNN-SDVB0628	483
	6 x 15 x 20	150 x 381 x 482	QNNN-SDVB0620	464


	W x D x H (in)	W x D x H (mm)	Code	All Laminate (\$)
Hutch metal supports	<i>Steel frame support. Hardware included. Refer to specification guide (page 8) for appropriate use.</i>			
	1 x 15 x 3	25 x 375 x 76	QNN_-HSM4	206
	1 x 15 x 11	25 x 375 x 279	QNN_-HSM12	217
	1 x 15 x 19	25 x 375 x 481	QNN_-HSM20	229
Specify the accent color (A, S).				

	W x D x H (in)	W x D x H (mm)	Code	All Laminate (\$)
Hutch assembly U-shaped bracket	<i>Hardware included.</i>			
	9 x 2 x 2	230 x 52,5 x 51,1	QNN_-HBU	120
Specify the accent color (A, S).				

	W x D x H (in)	W x D x H (mm)	Code	All Laminate (\$)
Hutch assembly I-shaped bracket	<i>Hardware included.</i>			
	9 x 4 x 1/2	230 x 100 x 3	QNN_-HBS	109
Specify the accent color (A, S).				

	W x D x H (in)	W x D x H (mm)	Code	All Laminate (\$)
Hutch assembly Z-shaped bracket	<i>Z connection. Hardware included.</i>			
	15 x 2 x 4	375 x 58 x 105	QNN_-HBZ	109
Specify the accent color (A, S).				

	W x D x H (in)	W x D x H (mm)	Code	All Laminate (\$)
Hutch assembly S-shaped brackets	<i>Right 90° connection. Hardware included.</i>			
	11 x 11 x 4	280 x 280 x 105	QNN_-HB90R	109
Specify the accent color (A, S).				

	W x D x H (in)	W x D x H (mm)	Code	All Laminate (\$)
Hutch assembly S-shaped brackets	<i>Left 90° connection. Hardware included.</i>			
	11 x 11 x 4	280 x 280 x 105	QNN_-HB90L	109
Specify the accent color (A, S).				

Wall-mounted hutches with doors

All doors open in the same way. Reversible end door. Reversible hutch for right- or left-hand door opening. Hanger bar included for wall-mount installation. 1 tone only.



Door options: change the second N in the code prefix to:

96" to 60": 4 doors
Lexan (L) / Translucent (T) add \$1,206, Metal (M) add \$1,447.

54" to 48": 3 doors
Lexan (L) / Translucent (T) add \$940, Metal (M) add \$1,086.

42" to 36": 2 doors
Lexan (L) / Translucent (T) add \$602, Metal (M) add \$723.



Door options: change the second N in the code prefix to:

96" to 60": 4 doors
Lexan (L) / Translucent (T) add \$1,086, Metal (M) add \$1,326.

54" to 48": 3 doors
Lexan (L) / Translucent (T) add \$813, Metal (M) add \$994.

42" to 36": 2 doors
Lexan (L) / Translucent (T) add \$542, Metal (M) add \$662.



Door options: change the second N in the code prefix to:

96" to 78": 6 doors
Lexan (L) / Translucent (T) add \$1,447, Metal (M) add \$1,809.

72" to 60": 4 doors
Lexan (L) / Translucent (T) add \$964, Metal (M) add \$1,206.

54" to 48": 3 doors
Lexan (L) / Translucent (T) add \$723, Metal (M) add \$940.

42" to 36": 2 doors
Lexan (L) / Translucent (T) add \$483, Metal (M) add \$602.

W x D x H (in)	W x D x H (mm)	Code	All Laminate (\$)
32" H. Adjustable shelves.			
96 x 16 x 32	2400 x 400 x 813	QNN_-EM963216P	2,122
90 x 16 x 32	2250 x 400 x 813	QNN_-EM903216P	2,074
84 x 16 x 32	2100 x 400 x 813	QNN_-EM843216P	2,001
78 x 16 x 32	1950 x 400 x 813	QNN_-EM783216P	1,928
72 x 16 x 32	1800 x 400 x 813	QNN_-EM723216P	1,814
66 x 16 x 32	1650 x 400 x 813	QNN_-EM663216P	1,748
60 x 16 x 32	1500 x 400 x 813	QNN_-EM603216P	1,676
54 x 16 x 32	1350 x 400 x 813	QNN_-EM543216P	1,424
48 x 16 x 32	1200 x 400 x 813	QNN_-EM483216P	1,362
42 x 16 x 32	1050 x 400 x 813	QNN_-EM423216P	1,194
36 x 16 x 32	900 x 400 x 813	QNN_-EM363216P	1,127

Specify the accent color (A, S).

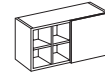
W x D x H (in)	W x D x H (mm)	Code	All Laminate (\$)
24" H. Adjustable shelves.			
96 x 16 x 24	2400 x 400 x 609,5	QNN_-EM962416P	1,909
90 x 16 x 24	2250 x 400 x 609,5	QNN_-EM902416P	1,856
84 x 16 x 24	2100 x 400 x 609,5	QNN_-EM842416P	1,802
78 x 16 x 24	1950 x 400 x 609,5	QNN_-EM782416P	1,748
72 x 16 x 24	1800 x 400 x 609,5	QNN_-EM722416P	1,567
66 x 16 x 24	1650 x 400 x 609,5	QNN_-EM662416P	1,556
60 x 16 x 24	1500 x 400 x 609,5	QNN_-EM602416P	1,512
54 x 16 x 24	1350 x 400 x 609,5	QNN_-EM542416P	1,273
48 x 16 x 24	1200 x 400 x 609,5	QNN_-EM482416P	1,217
42 x 16 x 24	1050 x 400 x 609,5	QNN_-EM422416P	1,073
36 x 16 x 24	900 x 400 x 609,5	QNN_-EM362416P	1,020

Specify the accent color (A, S).

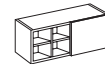
W x D x H (in)	W x D x H (mm)	Code	All Laminate (\$)
16" H.			
96 x 16 x 16	2400 x 400 x 406,5	QNN_-EM961616P	1,713
90 x 16 x 16	2250 x 400 x 406,5	QNN_-EM901616P	1,669
84 x 16 x 16	2100 x 400 x 406,5	QNN_-EM841616P	1,633
78 x 16 x 16	1950 x 400 x 406,5	QNN_-EM781616P	1,585
72 x 16 x 16	1800 x 400 x 406,5	QNN_-EM721616P	1,295
66 x 16 x 16	1650 x 400 x 406,5	QNN_-EM661616P	1,248
60 x 16 x 16	1500 x 400 x 406,5	QNN_-EM601616P	1,206
54 x 16 x 16	1350 x 400 x 406,5	QNN_-EM541616P	1,020
48 x 16 x 16	1200 x 400 x 406,5	QNN_-EM481616P	977
42 x 16 x 16	1050 x 400 x 406,5	QNN_-EM421616P	850
36 x 16 x 16	900 x 400 x 406,5	QNN_-EM361616P	808

Specify the accent color (A, S).

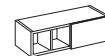
Wall-mounted hutches with sliding door



Door option: change the second N in the code prefix to: Lexan (L) / Translucent (T) add \$542, Metal (M) add \$602.



Door option: change the second N in the code prefix to: Lexan (L) / Translucent (T) add \$513, Metal (M) add \$573.



Door option: change the second N in the code prefix to: Lexan (L) / Translucent (T) add \$483, Metal (M) add \$542.

Open wall-mounted hutches



96" to 60":
4 open compartments.
54" to 36":
2 open compartments.



96" to 60":
4 open compartments.
54" to 36":
2 open compartments.

The sliding door covers one half of the storage. Hanger bar included for wall-mount installation. 1 tone only.

W x D x H (in)	W x D x H (mm)	Code	All Laminate (\$)
32" H. Adjustable shelves.			
96 x 16 x 32	2400 x 400 x 813	QNN_-EM963216C	1,814
90 x 16 x 32	2250 x 400 x 813	QNN_-EM903216C	1,773
84 x 16 x 32	2100 x 400 x 813	QNN_-EM843216C	1,730
78 x 16 x 32	1950 x 400 x 813	QNN_-EM783216C	1,676
72 x 16 x 32	1800 x 400 x 813	QNN_-EM723216C	1,507
66 x 16 x 32	1650 x 400 x 813	QNN_-EM663216C	1,452
60 x 16 x 32	1500 x 400 x 813	QNN_-EM603216C	1,429

Specify the accent color (A, N, S).

W x D x H (in)	W x D x H (mm)	Code	All Laminate (\$)
24" H. Adjustable shelves.			
96 x 16 x 24	2400 x 400 x 609,5	QNN_-EM962416C	1,658
90 x 16 x 24	2250 x 400 x 609,5	QNN_-EM902416C	1,609
84 x 16 x 24	2100 x 400 x 609,5	QNN_-EM842416C	1,567
78 x 16 x 24	1950 x 400 x 609,5	QNN_-EM782416C	1,525
72 x 16 x 24	1800 x 400 x 609,5	QNN_-EM722416C	1,404
66 x 16 x 24	1650 x 400 x 609,5	QNN_-EM662416C	1,362
60 x 16 x 24	1500 x 400 x 609,5	QNN_-EM602416C	1,309

Specify the accent color (A, N, S).

W x D x H (in)	W x D x H (mm)	Code	All Laminate (\$)
16" H.			
96 x 16 x 16	2400 x 400 x 406,5	QNN_-EM961616C	1,429
90 x 16 x 16	2250 x 400 x 406,5	QNN_-EM901616C	1,398
84 x 16 x 16	2100 x 400 x 406,5	QNN_-EM841616C	1,368
78 x 16 x 16	1950 x 400 x 406,5	QNN_-EM781616C	1,242
72 x 16 x 16	1800 x 400 x 406,5	QNN_-EM721616C	1,156
66 x 16 x 16	1650 x 400 x 406,5	QNN_-EM661616C	1,114
60 x 16 x 16	1500 x 400 x 406,5	QNN_-EM601616C	1,086


Specify the accent color (A, N, S).


Hanger bar included for wall-mount installation. 1 tone only.


W x D x H (in)	W x D x H (mm)	Code	All Laminate (\$)
32" H. Adjustable shelves.			
96 x 15 x 32	2400 x 381 x 813	QNNN-EM963216	1,483
90 x 15 x 32	2250 x 381 x 813	QNNN-EM903216	1,429
84 x 15 x 32	2100 x 381 x 813	QNNN-EM843216	1,398
78 x 15 x 32	1950 x 381 x 813	QNNN-EM783216	1,326
72 x 15 x 32	1800 x 381 x 813	QNNN-EM723216	1,217
66 x 15 x 32	1650 x 381 x 813	QNNN-EM663216	1,180
60 x 15 x 32	1500 x 381 x 813	QNNN-EM603216	1,127
54 x 15 x 32	1350 x 381 x 813	QNNN-EM543216	922
48 x 15 x 32	1200 x 381 x 813	QNNN-EM483216	880
42 x 15 x 32	1050 x 381 x 813	QNNN-EM423216	837
36 x 15 x 32	900 x 381 x 813	QNNN-EM363216	784


W x D x H (in)	W x D x H (mm)	Code	All Laminate (\$)
24" H. Adjustable shelves.			
96 x 15 x 24	2400 x 381 x 609,5	QNNN-EM962416	1,368
90 x 15 x 24	2250 x 381 x 609,5	QNNN-EM902416	1,316
84 x 15 x 24	2100 x 381 x 609,5	QNNN-EM842416	1,273
78 x 15 x 24	1950 x 381 x 609,5	QNNN-EM782416	1,237
72 x 15 x 24	1800 x 381 x 609,5	QNNN-EM722416	1,120
66 x 15 x 24	1650 x 381 x 609,5	QNNN-EM662416	1,086
60 x 15 x 24	1500 x 381 x 609,5	QNNN-EM602416	1,036
54 x 15 x 24	1350 x 381 x 609,5	QNNN-EM542416	850
48 x 15 x 24	1200 x 381 x 609,5	QNNN-EM482416	808
42 x 15 x 24	1050 x 381 x 609,5	QNNN-EM422416	772
36 x 15 x 24	900 x 381 x 609,5	QNNN-EM362416	735





	W x D x H (in)	W x D x H (mm)	Code	All Laminate (\$)
Open wall-mounted hutches (cont'd)	<i>16" H.</i>			
	96 x 15 x 16	2400 x 381 x 406,5	QNNN-EM961616	1,127
	90 x 15 x 16	2250 x 381 x 406,5	QNNN-EM901616	1,097
	84 x 15 x 16	2100 x 381 x 406,5	QNNN-EM841616	1,066
96" to 78": 6 open compartments.	78 x 15 x 16	1950 x 381 x 406,5	QNNN-EM781616	1,031
72" to 60": 4 open compartments.	72 x 15 x 16	1800 x 381 x 406,5	QNNN-EM721616	868
54" to 36": 2 open compartments.	66 x 15 x 16	1650 x 381 x 406,5	QNNN-EM661616	837
	60 x 15 x 16	1500 x 381 x 406,5	QNNN-EM601616	789
	54 x 15 x 16	1350 x 381 x 406,5	QNNN-EM541616	639
	48 x 15 x 16	1200 x 381 x 406,5	QNNN-EM481616	609
	42 x 15 x 16	1050 x 381 x 406,5	QNNN-EM421616	573
	36 x 15 x 16	900 x 381 x 406,5	QNNN-EM361616	547


Modular pedestal	<i>2 box drawers, 1 file drawer with suspension bar. Pencil tray. Lock. Goes under a work surface. 1 tone only.</i>			
	15 x 18 x 28	388 x 448 x 713	QNN_-P1518UFL	984
	Specify the accent color (A, S).			

Modular pedestal	<i>2 file drawers with suspension bars. Lock. Goes under a work surface. 1 tone only.</i>			
	15 x 18 x 28	388 x 448 x 713	QNN_-P1518FFL	922
	Specify the accent color (A, S).			


Modular lateral files	<i>2 file drawers with suspension bars. Lock. Goes under a work surface. 1 tone only.</i>			
	36 x 18 x 28	900 x 448 x 713	QNN_-1836LFL	1,145
	30 x 18 x 28	750 x 448 x 713	QNN_-1830LFL	1,109
	Specify the accent color (A, S).			


Combined modular pedestals	<i>2 box drawers, 2 file drawers with suspension bars. Pencil tray. Lock. Must be installed under a work surface. 1 tone only.</i>			
	36 x 18 x 28	900 x 448 x 713	QNN_-1836COL	1,435
	30 x 18 x 28	750 x 448 x 713	QNN_-1830COL	1,321
	Specify the accent color (A, S).			


Combined modular pedestals	<i>2 box drawers, 2 file drawers with suspension bars. Pencil tray. Lock. Must be installed under a work surface. 1 tone only.</i>			
	36 x 18 x 28	900 x 448 x 713	QNN_-C01836L	1,435
	30 x 18 x 28	750 x 448 x 713	QNN_-C01830L	1,321
	Specify the accent color (A, S).			


Modular bookcase with doors	<i>1 adjustable shelf. Lock. Must be installed under a work surface. 1 tone only.</i>			
	36 x 18 x 28	900 x 448 x 713	QNN_-1836BL	1,006
	30 x 18 x 28	750 x 448 x 713	QNN_-1830BL	934
	Specify the accent color (A, S).			


Door options: change N in the code prefix to:
Lexan (L) / Translucent (T) add \$542, Metal (M) add \$662.


Mobile pedestals	<i>1 box drawer and 1 file drawer with suspension bar. Pencil tray. Lock. Brakes on front casters. Fits under a work surface. 1 tone only.</i>			
	15 x 18 x 20 3/4	390 x 450 x 527	QNN_-MP1518F	945
	15 x 23 x 20 3/4	390 x 575 x 527	QNN_-MP1523F	977
	Specify the accent color (A, S).			

Mobile pedestals	<i>2 box drawers, 1 file drawer with suspension bar. Pencil tray. Lock. Brakes on front casters. Fits under a work surface. 1 tone only.</i>			
	15 x 28 x 27	388 x 700 x 704	QNN_-MP1528UF	1,056
	15 x 18 x 27	388 x 448 x 704	QNN_-MP1518UF	1,036
	Specify the accent color (A, S).			


	W x D x H (in)	W x D x H (mm)	Code	All Laminate (\$)	HPL Surfaces (\$)
Lateral file	<i>2 file drawers with suspension bars. Lock. Optional counterweight to meet BIFMA Standards, refer to page 149.</i>				
	36 x 24 x 29 1/2	900 x 600 x 751	Q_N_-2436LF	1,465	1,724
	Specify the surface type (5, 6). Specify the accent color (A, S).				

Combined pedestal	<i>2 box drawers, 2 file drawers with suspension bars. Pencil tray. One lock for the two file drawers. Optional counterweight to meet BIFMA Standards, refer to page 149.</i>				
	36 x 24 x 29 1/2	900 x 600 x 751	Q_N_-2436C0	1,621	2,055
	Specify the surface type (5, 6). Specify the accent color (A, S).				


Combined pedestal	<i>2 box drawers, 2 file drawers with suspension bars. Pencil tray. One lock for the two file drawers. Optional counterweight to meet BIFMA Standards, refer to page 149.</i>				
	36 x 24 x 29 1/2	900 x 600 x 751	Q_N_-C02436	1,621	2,055
	Specify the surface type (5, 6). Specify the accent color (A, S).				

Bookcase with doors	<i>1 adjustable shelf. Lock.</i>				
	36 x 24 x 29 1/2	900 x 600 x 751	Q_N_-2436B	1,309	1,538
	Specify the surface type (5,6). Specify the accent color (A, S).				


Door options: change N in the code prefix to:
Lexan (L) / Translucent (T) add \$542, Metal (M) add \$662.

	W x D x H (in)	W x D x H (mm)	Code	All Laminate (\$)
Storage cabinets	<i>Lock. 1 tone only. 81" H: 4 adjustable shelves, 1 fixed. 65"-73" H: 3 adjustable shelves, 1 fixed. 57" H: 3 adjustable shelves. 49" H: 2 adjustable shelves.</i>			
	36 x 24 x 81	900 x 600 x 2046	QNN_-243681B	2,129
	36 x 24 x 73	900 x 600 x 1843	QNN_-243673B	1,995
	36 x 24 x 65	900 x 600 x 1640	QNN_-243665B	1,928
	36 x 24 x 57	900 x 600 x 1437	QNN_-243657B	1,796
	36 x 24 x 49	900 x 600 x 1234	QNN_-243649B	1,658
	Specify the accent color (A, S).			

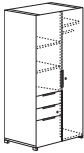
Door options: change N in the code prefix to:
Lexan (L) / Translucent (T) add \$940, Metal (M) add \$1,025.

Wardrobe / storage cabinets	<i>Lock. Clothes hanger bar and 1 fixed shelf on wardrobe side 15 5/8" W (399 mm). 81" H: 4 adjustable shelves, 1 fixed. 65"-73" H: 3 adjustable shelves, 1 fixed. 57" H: 3 adjustable shelves. 49" H: 2 adjustable shelves. 1 tone only.</i>			
	36 x 24 x 81	900 x 600 x 2046	QNN_-243681BC	1,995
	36 x 24 x 73	900 x 600 x 1843	QNN_-243673BC	1,928
	36 x 24 x 65	900 x 600 x 1640	QNN_-243665BC	1,863
	36 x 24 x 57	900 x 600 x 1437	QNN_-243657BC	1,730
	36 x 24 x 49	900 x 600 x 1234	QNN_-243649BC	1,597
	Specify the accent color (A, S).			

Door options: change N in the code prefix to:
Lexan (L) / Translucent (T) add \$940, Metal (M) add \$1,025.

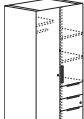
Storage cabinets with lateral file	<i>Lock on file drawers only. Suspension bars. 81" H: 3 adjustable shelves. 65"-73" H: 2 adjustable shelves. 57"-49" H: 1 adjustable shelf. 1 tone only.</i>			
	36 x 24 x 81	900 x 600 x 2046	QNN_-243681LFB	2,501
	36 x 24 x 73	900 x 600 x 1843	QNN_-243673LFB	2,325
	36 x 24 x 65	900 x 600 x 1640	QNN_-243665LFB	2,176
	36 x 24 x 57	900 x 600 x 1437	QNN_-243657LFB	2,001
	36 x 24 x 49	900 x 600 x 1234	QNN_-243649LFB	1,840
	Specify the accent color (A, S).			

Door options: change N in the code prefix to:
Lexan (L) / Translucent (T) add \$662, Metal (M) add \$844.

	W x D x H (in)	W x D x H (mm)	Code	All Laminate (\$)
Wardrobe / storage cabinets 	2 box drawers, 1 file drawer with suspension bar. Clothes hanger bar and 1 fixed shelf on wardrobe side 18 $\frac{3}{8}$ " W (468 mm). One lock for drawers and one lock on full-height door. 81" H: 3 adjustable shelves. 65"-73" H: 2 adjustable shelves. 1 tone only.			
	36 x 24 x 81	900 x 600 x 2046	QNN_-243681UFB	2,647
	36 x 24 x 73	900 x 600 x 1843	QNN_-243673UFB	2,485
	36 x 24 x 65	900 x 600 x 1640	QNN_-243665UFB	2,315


Specify the accent color (A, S).

Door options: change N in the code prefix to: Lexan (L) / Translucent (T) add \$784, Metal (M) add \$934.

	W x D x H (in)	W x D x H (mm)	Code	All Laminate (\$)
Wardrobe / storage cabinets 	2 box drawers, 1 file drawer with suspension bar. Clothes hanger bar and 1 fixed shelf on wardrobe side 18 $\frac{3}{8}$ " W (468 mm). One lock for drawers and one lock on full-height door. 81" H: 3 adjustable shelves. 65"-73" H: 2 adjustable shelves. 1 tone only.			
	36 x 24 x 81	900 x 600 x 2046	QNN_-243681BUF	2,647
	36 x 24 x 73	900 x 600 x 1843	QNN_-243673BUF	2,485
	36 x 24 x 65	900 x 600 x 1640	QNN_-243665BUF	2,315

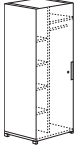
Specify the accent color (A, S).

Door options: change N in the code prefix to: Lexan (L) / Translucent (T) add \$784, Metal (M) add \$934.

	W x D x H (in)	W x D x H (mm)	Code	All Laminate (\$)
Storage cabinets with lateral file 	One lock for file drawers. Suspension bars. Reversible door. 81" H: 3 adjustable shelves. 65"-73" H: 2 adjustable shelves. 1 tone only.			
	24 x 24 x 81	600 x 600 x 2046	QNN_-242481FB	1,990
	24 x 24 x 73	600 x 600 x 1843	QNN_-242473FB	1,904
	24 x 24 x 65	600 x 600 x 1640	QNN_-242465FB	1,832

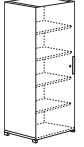
Specify the accent color (A, S).

Door options: change N in the code prefix to: Lexan (L) / Translucent (T) add \$329, Metal (M) add \$414.

	W x D x H (in)	W x D x H (mm)	Code	All Laminate (\$)
Wardrobe / storage cabinets 	Clothes hanger bar and 1 fixed shelf on wardrobe side 9 $\frac{3}{4}$ " W (249 mm). Lock. Reversible door. 81" H: 5 adjustable shelves. 65"-73" H: 4 adjustable shelves. 57" H: 3 adjustable shelves. 49" H: 2 adjustable shelves. 1 tone only.			
	24 x 24 x 81	600 x 600 x 2046	QNN_-242481BC_	1,496
	24 x 24 x 73	600 x 600 x 1843	QNN_-242473BC_	1,429
	24 x 24 x 65	600 x 600 x 1640	QNN_-242465BC_	1,362
	24 x 24 x 57	600 x 600 x 1437	QNN_-242457BC_	1,290
	24 x 24 x 49	600 x 600 x 1234	QNN_-242449BC_	1,223

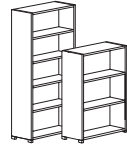
Specify the accent color (A, S). Specify the opening at the end of the code: on right (R) or on left (L).

Door options: change N in the code prefix to: Lexan (L) / Translucent (T) add \$483, Metal (M) add \$602.


	W x D x H (in)	W x D x H (mm)	Code	All Laminate (\$)
Storage cabinets 	Lock. Reversible door. 81" H: 5 adjustable shelves. 65"-73" H: 4 adjustable shelves. 57" H: 3 adjustable shelves. 49" H: 2 adjustable shelves. 1 tone only.			
	24 x 24 x 81	600 x 600 x 2046	QNN_-242481B_	1,496
	24 x 24 x 73	600 x 600 x 1843	QNN_-242473B_	1,429
	24 x 24 x 65	600 x 600 x 1640	QNN_-242465B_	1,362
	24 x 24 x 57	600 x 600 x 1437	QNN_-242457B_	1,290
	24 x 24 x 49	600 x 600 x 1234	QNN_-242449B_	1,223

Specify the accent color (A, S). Specify the opening at the end of the code: on right (R) or on left (L).

Door options: change N in the code prefix to: Lexan (L) / Translucent (T) add \$483, Metal (M) add \$602.


	W x D x H (in)	W x D x H (mm)	Code	All Laminate (\$)
Open bookcases 	81" H: 4 adjustable shelves. 1 fixed at 29" H. 73" H: 3 adjustable shelves. 1 fixed at 29" H. 65" H: 4 adjustable shelves. 57" H: 3 adjustable shelves. 49" H: 2 adjustable shelves. 1 tone only.			
	36 x 15 x 81	900 x 381 x 2046	QNN_-B368116	1,175
	36 x 15 x 73	900 x 381 x 1834	QNN_-B367316	1,103
	36 x 15 x 65	900 x 381 x 1640	QNN_-B366516	1,020
	36 x 15 x 57	900 x 381 x 1437	QNN_-B365716	953
	36 x 15 x 49	900 x 381 x 1234	QNN_-B364916	880

Specify the accent color (A, S).

	W x D x H (in)	W x D x H (mm)	Code	All Laminate (\$)
Left personal bookcases 	1 box drawer, 2 file drawers with suspension bars. Adjustable shelf 57" H only. Wardrobe with clothes hanger bar 7 $\frac{1}{4}$ " W (187 mm). Lock for the two file drawers. Lock on door. 1 tone only.			
	24 x 24 x 57	600 x 600 x 1437	QNN_-PB242457	2,362
	24 x 24 x 49	600 x 600 x 1234	QNN_-PB242449	2,260

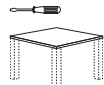
Specify the accent color (A, S).

Door options: change N in the code prefix to: Lexan (L) / Translucent (T) add \$241, Metal (M) add \$362.

	W x D x H (in)	W x D x H (mm)	Code	All Laminate (\$)
Right personal bookcases 	1 box drawer, 2 file drawers with suspension bars. Adjustable shelf 57" H only. Wardrobe with clothes hanger bar 7 $\frac{1}{4}$ " W (187 mm). Lock for the two file drawers. Lock on door. 1 tone only.			
	24 x 24 x 57	600 x 600 x 1437	QNN_-P242457B	2,362
	24 x 24 x 49	600 x 600 x 1234	QNN_-P242449B	2,260



Specify the accent color (A, S).

Door options: change N in the code prefix to: Lexan (L) / Translucent (T) add \$241, Metal (M) add \$362.


	W x D x H (in)	W x D x H (mm)	Code	All Laminate (\$)	HPL Surfaces (\$)
Tables 	3" square steel legs (carton of 4).				
	48 x 48 x 1 $\frac{1}{2}$	1200 x 1200 x 38	Q_M_-SQ48	1,658	1,999
	42 x 42 x 1 $\frac{1}{2}$	1050 x 1050 x 38	Q_M_-SQ42	1,556	1,753

Specify the surface type (5, 6). Specify the accent color (A, S).

Packaged in 2 boxes.

	W x D x H (in)	W x D x H (mm)	Code	All Laminate (\$)	HPL Surfaces (\$)
Additional full-width legs 	Full-width leg without wire access. 1 tone only				
	30 x 1 x 27 $\frac{1}{2}$	748 x 25 x 698	QNN_-L30	—	162
	24 x 1 x 27 $\frac{1}{2}$	598 x 25 x 698	QNN_-L24	—	151
	Full-width leg with wiring access. 1 tone only.				
	30 x 1 x 27 $\frac{1}{2}$	748 x 25 x 698	QNN_-L30D	—	162
	24 x 1 x 27 $\frac{1}{2}$	598 x 25 x 698	QNN_-L24D	—	151

Specify the accent color (A, S).

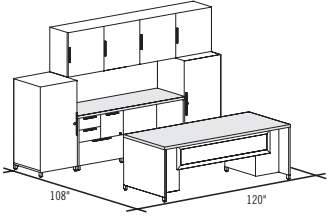
	W x D x H (in)	W x D x H (mm)	Code	All Laminate (\$)	HPL Surfaces (\$)
Additional recessed leg 	13 x 1 x 27 $\frac{1}{2}$	340 x 25 x 698	QNN_-L12	—	126

Specify the accent color (A, S).



SUGGESTIONS

Q___-PLAN01



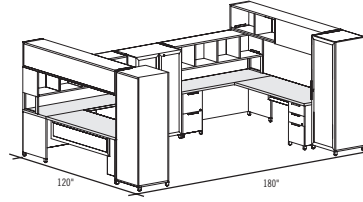
Plan shown in Quad Brochure:

Q5TS-PLAN01 **\$10,036**

- 1 Q5TS-UFM3684FF
- 1 Q5NS-DT2472A
- 1 QNNS-1830COL
- 1 QNNS-242449BL
- 1 QNNS-242449BR
- 1 QNNS-E962416P
- 1 QNNS-HBZ
- 1 QNNS-HBS

Laminate doors (N), Translucent modesty panel (T), Silver accent (S).

Q___-PLAN04



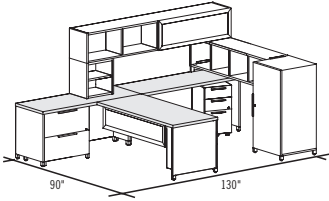
Plan shown in Quad Brochure:

Q5TS-PLAN04 **\$21,668**

- 2 Q5NS-DT2472A
- 1 Q5TS-R3072UFM
- 1 Q5TS-UFM3072R
- 2 QNNS-P1518FFL
- 1 QNTS-242481BCL
- 1 QNTS-242481BCR
- 1 QNTS-243657B
- 2 QNNS-E962416C
- 2 QNNN-E722416
- 4 QNNS-HBU
- 1 QNNS-HB90R
- 1 QNNS-HB90L
- 2 QNNS-HSM12

Storage with Translucent doors (T), hutches with Laminate doors (N), Silver accent (S). Translucent modesty panel (T).

Q___-PLAN02



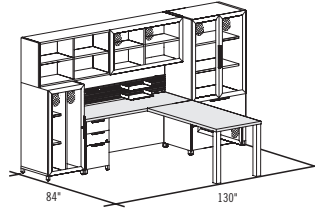
Plan shown in Quad Brochure:

Q5MA-PLAN02 **\$11,223**

- 1 Q5TS-UFM3066R
- 2 Q5NS-DT2466B
- 1 QNNS-1830LFL
- 1 QNNS-MP1518UF
- 1 QNNN-SDVB1820
- 1 QNNS-242449BR
- 1 QNNN-E661616
- 1 QNTS-E841616C
- 1 QNNS-HBS
- 1 QNNS-HBU
- 1 QNNS-HSM4
- 1 QNNN-HB90L

Storage with Laminate door (N), hutches with Translucent doors (T), Translucent modesty panel (T), Silver accent (S).

Q___-PLAN05



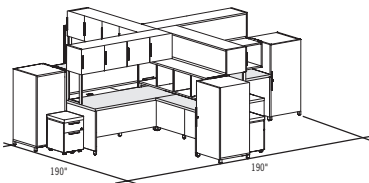
Plan shown in Quad Brochure:

Q5TS-PLAN05 **\$11,964**

- 1 Q5MA-BUM3060
- 1 Q5NA-DT3072AQ
- 1 QNMA-242449BCL
- 1 QNMA-243673LFB
- 1 QNMA-E962416C
- 1 QNNA-P1518UFL
- 1 QNNA-HBS
- 1 QNNA-HBU
- 1 LGC-RA72A
- 1 LGC-SUPACA
- 2 LGC-RPT14A
- 1 LGC-RAS12A

Metal doors (M), Metal modesty panel (M), Anthracite Grey accent (A).

Q___-PLAN03



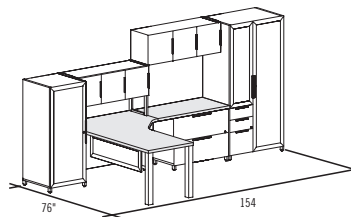
Plan shown in Quad Brochure:

Q5TS-PLAN03 **\$28,571**

- 4 Q5NS-DT3072A
- 4 Q5NN-R2442S
- 4 QNNS-E721616P
- 4 QNNN-E721616
- 4 QNNS-242449BR
- 4 QNNS-MP1518UF
- 4 LGC-CU1518
- 4 QNNS-HSM20
- 4 QNNS-HBU
- 4 QNNS-HSM4
- 4 QNNN-HB90L

Laminate doors (N), Silver accent (S).

Q___-PLAN06



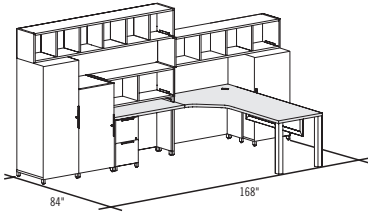
Plan shown in Quad Brochure:

Q5TS-PLAN06 **\$11,820**

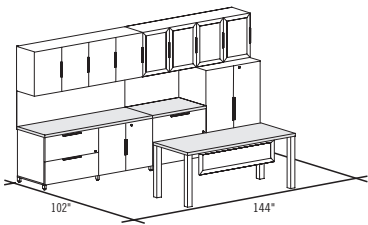
- 1 Q5TS-CBM784824Q
- 1 Q5NS-DT2448B
- 1 QNTS-243673UFB
- 1 QNNS-1836LFL
- 1 QNTS-242457BL
- 2 QNNN-E481616P
- 2 QNNS-HBU
- 1 QNNS-HBZ
- 1 QNNS-HSM12

Storage with Translucent doors (T), hutches with Laminate doors (N), Translucent modesty panel (T), Silver accent (S).

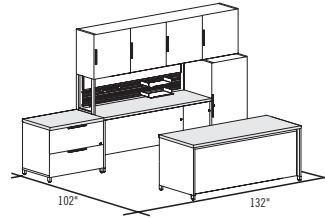
SUGGESTIONS

Q ___-PLAN07

Plan shown in Quad Brochure:
Q5TS-PLAN07 **\$11,393**

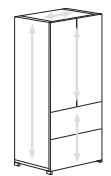
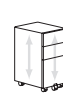
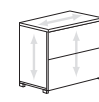
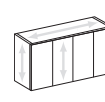
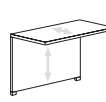
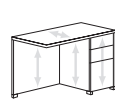
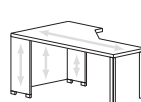
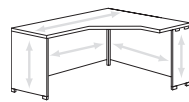
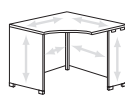
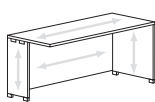
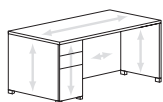
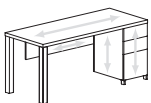
- 1 Q5TS-C4884BM24Q
- 1 Q5NS-DT2448B
- 1 QNNS-P1518FFL
- 1 QNNS-242449BL
- 1 QNNS-242465BCL
- 1 QNNS-242449BR
- 1 QNNN-E961616
- 1 QNNN-E481616
- 1 QNNN-E721616
- 2 QNNS-HBS
- 2 QNNS-HBZ
- 1 QNNS-HBU
- 1 QNNS-HSM4

Storage with Laminate doors (N), Translucent modesty panel (T), Silver accent (S).
Q ___-PLAN08

Plan shown in Quad Brochure:
Q5TS-PLAN08 **\$12,542**

- 1 Q5TS-RTM3072Q
- 1 Q5NS-LF2472B
- 1 Q5NS-2436LF
- 1 QNNS-243649B
- 1 QNTS-EM722416P
- 1 QNNS-EM722416P
- 1 LGC-TK7221M
- 1 LGC-TK3621M

1 hutch with Translucent doors (T) and 1 hutch and storage with Laminate doors (N), Translucent modesty panel (T), Silver accent (S).
Q ___-PLAN09

Plan shown in Quad Brochure:
Q5TS-PLAN05 **\$9,758**

- 1 Q5NS-UF3072FF
- 1 Q5NS-DT2472A
- 1 Q5NS-2436LF
- 1 QNNS-242449BCR
- 1 QNNS-E962416P
- 1 QNNS-HSM20
- 1 QNNS-HBS
- 1 LGC-SUPALS
- 1 LGC-TK7208S
- 1 LGC-RA72S
- 2 LGC-RPT14S
- 1 LGC-RAS12S


Laminate doors (N), Silver accent (S).
TYPICAL WOOD GRAIN DIRECTION FOR QUAD:




EDGEBANDING

Furniture with 1" and 1½" (25 and 38 mm) thick tops.

N Edge



Smooth, ⅛" (3 mm) thick edge.

The **N** edge is matched with the finish specified for the surface.

Furniture with 1½" (38 mm) thick tops.

Textured 1 Edge




Textured, ⅜" (4 mm) thick edge.

The textured 1 and 2 edges are **available (and in matching color) ONLY** when a wood grain finish is specified for the surface.

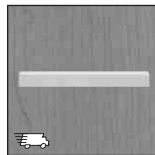
Textured 2 Edge




HANDLES




A – Arcade




C – Cubic



K – Classic



W – Waterfall



Z – Straight

LEGS



Q – Square




V – Round

ALUMINUM KICKPLATE




M – Anodized Aluminum

MODESTY PANELS / DOOR INSERTS

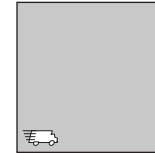


T – Translucent



X – Matrix

ACCENT COLORS



S – Silver



A – Anthracite Grey

Exception: Furniture with doors or aluminum kickplate are available in Silver anodized aluminum only.

CODIFICATION

Series	Options			
	Thickness	Edgebanding	Handles / Legs	Accent color
M	1 Thermofused laminate 1" 2 High-pressure laminate 1" 5 Thermofused laminate 1½" 6 High-pressure laminate 1½"	N Smooth edge 1 Textured edge 2 Textured edge	A Arcade C Cubic K Classic W Waterfall Z Straight Q Square leg V Round leg	A Anthracite Grey S Silver

READY TO SHIP IN 5 DAYS!

Several suggested layouts, components and accessories identified by this pictogram are part of the **Lacasse quick delivery program**.

Please refer to page 3 for complete program details.



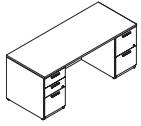
	W x D x H (in)	W x D x H (mm)	Code	All Laminate (\$)	HPL Surfaces (\$)
Double pedestals bow front desks Aluminum kickplate option: specify M at the end of the code, add \$181.	<i>2 pedestals with locks. 2 box drawers and 2 file drawers with suspension bars. Pencil tray. Recessed, full-height modesty panel.</i>				
	72 x 42 x 29⅞	1800 x 1050 x 744	M_N__-F4272FA	2,008	2,345
	66 x 36 x 29⅞	1650 x 900 x 744	M_N__-F3666FA	1,873	2,189
Specify the surface type (1, 2). Edge N. Specify the handle code (A, C, K, W, Z). Specify the accent color (A, S).					
Double pedestal desks Aluminum kickplate option: specify M at the end of the code, add \$181.	<i>2 pedestals with locks. 2 box drawers and 2 file drawers with suspension bars. Pencil tray. Recessed, full-height modesty panel.</i>				
	72 x 42 x 29⅞	1800 x 1050 x 757	M____-F4272FA	2,255	2,647
	66 x 36 x 29⅞	1650 x 900 x 757	M____-F3666FA	2,122	2,491
Specify the surface type (5, 6). Specify the edge (N, 1, 2). Specify the handle code (A, C, K, W, Z). Specify the accent color (A, S).					
Double pedestal desks Aluminum kickplate option: specify M at the end of the code, add \$181.	<i>2 pedestals with locks. 2 box drawers and 2 file drawers with suspension bars. Pencil tray. Recessed, full-height modesty panel.</i>				
	72 x 36 x 29⅞	1800 x 900 x 744	M_N__-F3672F	1,693	2,031
	66 x 30 x 29⅞	1650 x 750 x 744	M_N__-F3066F	1,561	1,873
60 x 30 x 29⅞	1500 x 750 x 744	M_N__-F3060F	1,502	1,790	
Specify the surface type (1, 2). Edge N. Specify the handle code (A, C, K, W, Z). Specify the accent color (A, S).					

	W x D x H (in)	W x D x H (mm)	Code	All Laminate (\$)	HPL Surfaces (\$)
Double pedestal desks (cont'd) Aluminum kickplate option: specify M at the end of the code, add \$181.	<i>2 pedestals with locks. 2 box drawers and 3 file drawers with suspension bars. Pencil tray. Recessed, full-height modesty panel.</i>				
	72 x 36 x 29⅞	1800 x 900 x 757	M____-F3672F	1,940	2,332
	66 x 30 x 29⅞	1650 x 750 x 757	M____-F3066F	1,809	2,176
60 x 30 x 29⅞	1500 x 750 x 757	M____-F3060F	1,742	2,091	
Specify the surface type (5, 6). Specify the edge (N, 1, 2). Specify the handle code (A, C, K, W, Z). Specify the accent color (A, S).					
Double pedestals bow front desks – low profile Aluminum kickplate option: specify M at the end of the code, add \$181.	<i>2 pedestals with locks. 2 box drawers and 3 file drawers with suspension bars. Pencil tray. Recessed, full-height modesty panel.</i>				
	72 x 42 x 29⅞	1800 x 1050 x 744	M_N__-UF4272FFA	2,406	2,749
	66 x 36 x 29⅞	1650 x 900 x 744	M_N__-UF3666FFA	2,279	2,592
Specify the surface type (1, 2). Edge N. Specify the handle code (A, C, K, W, Z). Specify the accent color (A, S).					
Double pedestal desks Aluminum kickplate option: specify M at the end of the code, add \$181.	<i>2 pedestals with locks. 2 box drawers and 3 file drawers with suspension bars. Pencil tray. Recessed, full-height modesty panel.</i>				
	72 x 42 x 29⅞	1800 x 1050 x 757	M____-UF4272FFA	2,652	3,044
	66 x 36 x 29⅞	1650 x 900 x 757	M____-UF3666FFA	2,521	2,882
Specify the surface type (5, 6). Specify the edge (N, 1, 2). Specify the handle code (A, C, K, W, Z). Specify the accent color (A, S).					



All Laminate (\$)
HPL Surfaces (\$)

Double pedestal desks – low profile



Aluminum kickplate option: specify M at the end of the code, add \$181.

2 pedestals with locks. 2 box drawers and 3 file drawers with suspension bars. Pencil tray. Recessed, full-height modesty panel.

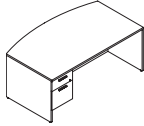
W x D x H (in)	W x D x H (mm)	Code	All Laminate (\$)	HPL Surfaces (\$)
72 x 36 x 29 ³ / ₈	1800 x 900 x 744	M_N__-UF3672FF	2,091	2,435
66 x 30 x 29 ³ / ₈	1650 x 750 x 744	M_N__-UF3066FF	1,965	2,279
60 x 30 x 29 ³ / ₈	1500 x 750 x 744	M_N__-UF3060FF	1,893	2,194

Specify the surface type (1, 2). Edge N. Specify the handle code (A, C, K, W, Z). Specify the accent color (A, S).

72 x 36 x 29 ⁷ / ₈	1800 x 900 x 757	M___-UF3672FF	2,340	2,730
66 x 30 x 29 ⁷ / ₈	1650 x 750 x 757	M___-UF3066FF	2,206	2,568
60 x 30 x 29 ⁷ / ₈	1500 x 750 x 757	M___-UF3060FF	2,139	2,496

Specify the surface type (5, 6). Specify the edge (N, 1, 2). Specify the handle code (A, C, K, W, Z). Specify the accent color (A, S).

Left single pedestals bow front desks



Aluminum kickplate option: specify M at the end of the code, add \$181.

1 pedestal on left with lock. 1 box drawer and 1 file drawer with suspension bar. Pencil tray. Recessed, full-height modesty panel.

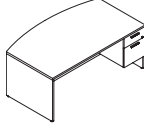
72 x 42 x 29 ³ / ₈	1800 x 1050 x 744	M_N_-F4272SA	1,676	1,948
66 x 36 x 29 ³ / ₈	1650 x 900 x 744	M_N_-F3666SA	1,543	1,785

Specify the surface type (1, 2). Edge N. Specify the handle code (A, C, K, W, Z). Specify the accent color (A, S).

72 x 42 x 29 ⁷ / ₈	1800 x 1050 x 757	M_N_-F4272SA	1,893	2,211
66 x 36 x 29 ⁷ / ₈	1650 x 900 x 757	M_N_-F3666SA	1,759	2,055

Specify the surface type (5, 6). Specify the edge (N, 1, 2). Specify the handle code (A, C, K, W, Z). Specify the accent color (A, S).

Right single pedestal bow front desks



Aluminum kickplate option: specify M at the end of the code, add \$181.

1 pedestal on right with lock. 1 box drawer and 1 file drawer with suspension bar. Pencil tray. Recessed, full-height modesty panel.

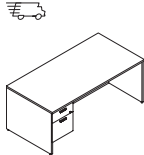
72 x 42 x 29 ³ / ₈	1800 x 1050 x 744	M_N_-S4272FA	1,676	1,948
66 x 36 x 29 ³ / ₈	1650 x 900 x 744	M_N_-S3666FA	1,543	1,785

Specify the surface type (1, 2). Edge N. Specify the handle code (A, C, K, W, Z). Specify the accent color (A, S).

72 x 42 x 29 ⁷ / ₈	1800 x 1050 x 757	M_N_-S4272FA	1,893	2,211
66 x 36 x 29 ⁷ / ₈	1650 x 900 x 757	M_N_-S3666FA	1,759	2,055

Specify the surface type (5, 6). Specify the edge (N, 1, 2). Specify the handle code (A, C, K, W, Z). Specify the accent color (A, S).

Left single pedestal desks



Aluminum kickplate option: specify M at the end of the code, add \$181.

1 pedestal on left with lock. 1 box drawer and 1 file drawer with suspension bar. Pencil tray. Recessed, full-height modesty panel.

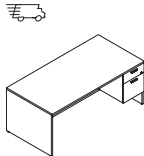
72 x 36 x 29 ³ / ₈	1800 x 900 x 744	M_N_-F3672S	1,362	1,633
66 x 30 x 29 ³ / ₈	1650 x 750 x 744	M_N_-F3066S	1,228	1,471
60 x 30 x 29 ³ / ₈	1500 x 750 x 744	M_N_-F3060S	1,165	1,398

Specify the surface type (1, 2). Edge N. Specify the handle code (A, C, K, W, Z). Specify the accent color (A, S).

72 x 36 x 29 ⁷ / ₈	1800 x 900 x 757	M_N_-F3672S	1,579	1,899
66 x 30 x 29 ⁷ / ₈	1650 x 750 x 757	M_N_-F3066S	1,447	1,742
60 x 30 x 29 ⁷ / ₈	1500 x 750 x 757	M_N_-F3060S	1,393	1,669

Specify the surface type (5, 6). Specify the edge (N, 1, 2). Specify the handle code (A, C, K, W, Z). Specify the accent color (A, S).

Right single pedestal desks



Aluminum kickplate option: specify M at the end of the code, add \$181.

1 pedestal on right with lock. 1 box drawer and 1 file drawer with suspension bar. Pencil tray. Recessed, full-height modesty panel.

72 x 36 x 29 ³ / ₈	1800 x 900 x 744	M_N_-S3672F	1,362	1,633
66 x 30 x 29 ³ / ₈	1650 x 750 x 744	M_N_-S3066F	1,228	1,471
60 x 30 x 29 ³ / ₈	1500 x 750 x 744	M_N_-S3060F	1,165	1,398

Specify the surface type (1, 2). Edge N. Specify the handle code (A, C, K, W, Z). Specify the accent color (A, S).



All Laminate (\$)
HPL Surfaces (\$)

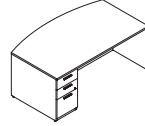
Right single pedestal desks (cont'd)

Aluminum kickplate option: specify M at the end of the code, add \$181.

72 x 36 x 29 ⁷ / ₈	1800 x 900 x 757	M___-S3672F	1,579	1,899
66 x 30 x 29 ⁷ / ₈	1650 x 750 x 757	M___-S3066F	1,447	1,742
60 x 30 x 29 ⁷ / ₈	1500 x 750 x 757	M___-S3060F	1,393	1,669

Specify the surface type (5, 6). Specify the edge (N, 1, 2). Specify the handle code (A, C, K, W, Z). Specify the accent color (A, S).

Left single pedestals bow front desks – low profile



Aluminum kickplate option: specify M at the end of the code, add \$181.

1 pedestal on left with lock. 2 box drawers and 1 file drawer with suspension bar. Pencil tray. Recessed, full-height modesty panel.

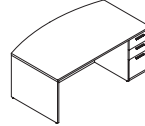
72 x 42 x 29 ³ / ₈	1800 x 1050 x 744	M_N_-UF4272SA	1,873	2,152
66 x 36 x 29 ³ / ₈	1650 x 900 x 744	M_N_-UF3666SA	1,742	1,990

Specify the surface type (1, 2). Edge N. Specify the handle code (A, C, K, W, Z). Specify the accent color (A, S).

72 x 42 x 29 ⁷ / ₈	1800 x 1050 x 757	M_N_-UF4272SA	2,091	2,413
66 x 36 x 29 ⁷ / ₈	1650 x 900 x 757	M_N_-UF3666SA	1,965	2,255

Specify the surface type (5, 6). Specify the edge (N, 1, 2). Specify the handle code (A, C, K, W, Z). Specify the accent color (A, S).

Right single pedestal bow front desks – low profile



Aluminum kickplate option: specify M at the end of the code, add \$181.

1 pedestal on right with lock. 2 box drawers and 1 file drawer with suspension bar. Pencil tray. Recessed, full-height modesty panel.

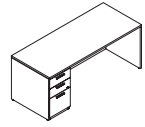
72 x 42 x 29 ³ / ₈	1800 x 1050 x 744	M_N_-S4272UFA	1,873	2,152
66 x 36 x 29 ³ / ₈	1650 x 900 x 744	M_N_-S3666UFA	1,742	1,990

Specify the surface type (1, 2). Edge N. Specify the handle code (A, C, K, W, Z). Specify the accent color (A, S).

72 x 42 x 29 ⁷ / ₈	1800 x 1050 x 757	M_N_-S4272UFA	2,091	2,413
66 x 36 x 29 ⁷ / ₈	1650 x 900 x 757	M_N_-S3666UFA	1,965	2,255

Specify the surface type (5, 6). Specify the edge (N, 1, 2). Specify the handle code (A, C, K, W, Z). Specify the accent color (A, S).

Left single pedestal desks – low profile



Aluminum kickplate option: specify M at the end of the code, add \$181.

1 pedestal on left with lock. 2 box drawers and 1 file drawer with suspension bar. Pencil tray. Recessed, full-height modesty panel.

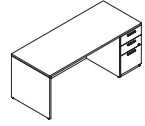
72 x 36 x 29 ³ / ₈	1800 x 900 x 744	M_N_-UF3672S	1,561	1,840
66 x 30 x 29 ³ / ₈	1650 x 750 x 744	M_N_-UF3066S	1,429	1,676
60 x 30 x 29 ³ / ₈	1500 x 750 x 744	M_N_-UF3060S	1,362	1,591

Specify the surface type (1, 2). Edge N. Specify the handle code (A, C, K, W, Z). Specify the accent color (A, S).

72 x 36 x 29 ⁷ / ₈	1800 x 900 x 757	M_N_-UF3672S	1,778	2,098
66 x 30 x 29 ⁷ / ₈	1650 x 750 x 757	M_N_-UF3066S	1,653	1,940
60 x 30 x 29 ⁷ / ₈	1500 x 750 x 757	M_N_-UF3060S	1,585	1,868

Specify the surface type (5, 6). Specify the edge (N, 1, 2). Specify the handle code (A, C, K, W, Z). Specify the accent color (A, S).

Right single pedestal desks – low profile



Aluminum kickplate option: specify M at the end of the code, add \$181.

1 pedestal on right with lock. 2 box drawers and 1 file drawer with suspension bar. Pencil tray. Recessed, full-height modesty panel.

72 x 36 x 29 ³ / ₈	1800 x 900 x 744	M_N_-S3672UF	1,561	1,840
66 x 30 x 29 ³ / ₈	1650 x 750 x 744	M_N_-S3066UF	1,429	1,676
60 x 30 x 29 ³ / ₈	1500 x 750 x 744	M_N_-S3060UF	1,362	1,591

Specify the surface type (1, 2). Edge N. Specify the handle code (A, C, K, W, Z). Specify the accent color (A, S).

72 x 36 x 29 ⁷ / ₈	1800 x 900 x 757	M_N_-S3672UF	1,778	2,098
66 x 30 x 29 ⁷ / ₈	1650 x 750 x 757	M_N_-S3066UF	1,653	1,940
60 x 30 x 29 ⁷ / ₈	1500 x 750 x 757	M_N_-S3060UF	1,585	1,868

Specify the surface type (5, 6). Specify the edge (N, 1, 2). Specify the handle code (A, C, K, W, Z). Specify the accent color (A, S).



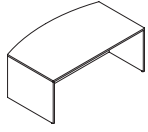
All Laminate (\$)
HPL Surfaces (\$)

All Laminate (\$)
HPL Surfaces (\$)

Bow front desk shells

Recessed, full-height modesty panel. Can accommodate 1 or 2 pedestals.

W x D x H (in)	W x D x H (mm)	Code	All Laminate (\$)	HPL Surfaces (\$)
72 x 42 x 29 3/8	1800 x 1050 x 744	M_NNN-TDM4272A	1,273	1,628
66 x 36 x 29 3/8	1650 x 900 x 744	M_NNN-TDM3666A	1,145	1,507



Aluminum kickplate option: specify M at the end of the code, add \$181.

Specify the surface type (1, 2). Edge N.

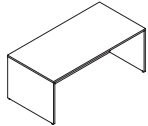
72 x 42 x 29 3/8	1800 x 1050 x 757	M__NN-TDM4272A	1,404	1,819
66 x 36 x 29 3/8	1650 x 900 x 757	M__NN-TDM3666A	1,278	1,693

Specify the surface type (5, 6). Specify the edge (N, 1, 2).

Rectangular desk shells

Recessed, full-height modesty panel. Can accommodate 1 or 2 pedestals.

W x D x H (in)	W x D x H (mm)	Code	All Laminate (\$)	HPL Surfaces (\$)
72 x 36 x 29 3/8	1800 x 900 x 744	M_NNN-TDM3672	899	1,254
66 x 30 x 29 3/8	1650 x 750 x 744	M_NNN-TDM3066	796	1,114
60 x 30 x 29 3/8	1500 x 750 x 744	M_NNN-TDM3060	764	1,073



Aluminum kickplate option: specify M at the end of the code, add \$181.

Specify the surface type (1, 2). Edge N.

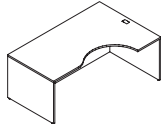
72 x 36 x 29 3/8	1800 x 900 x 757	M__NN-TDM3672	1,031	1,440
66 x 30 x 29 3/8	1650 x 750 x 757	M__NN-TDM3066	929	1,300
60 x 30 x 29 3/8	1500 x 750 x 757	M__NN-TDM3060	899	1,254

Specify the surface type (5, 6). Specify the edge (N, 1, 2).

Left corner desks

Recessed, full-height modesty panel. Can accommodate 1 pedestal. 1 grommet.

W x D x H (in)	W x D x H (mm)	Code	All Laminate (\$)	HPL Surfaces (\$)
72 x 48 x 29 3/8	1800 x 1200 x 744	M_NN_-CDM724818	1,103	1,658
66 x 48 x 29 3/8	1650 x 1200 x 744	M_NN_-CDM664818	1,036	1,556



Aluminum kickplate option: specify M at the end of the code, add \$181.

Specify the surface type (1, 2). Edge N. Specify the accent color (A, S).

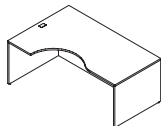
72 x 48 x 29 3/8	1800 x 1200 x 757	M__N_-CDM724818	1,259	1,893
66 x 48 x 29 3/8	1650 x 1200 x 757	M__N_-CDM664818	1,201	1,790

Specify the surface type (5, 6). Specify the edge (N, 1, 2). Specify the accent color (A, S).

Right corner desks

Recessed, full-height modesty panel. Can accommodate 1 pedestal. 1 grommet.

W x D x H (in)	W x D x H (mm)	Code	All Laminate (\$)	HPL Surfaces (\$)
72 x 48 x 29 3/8	1800 x 1200 x 744	M_NN_-CDM184872	1,103	1,658
66 x 48 x 29 3/8	1650 x 1200 x 744	M_NN_-CDM184866	1,036	1,556



Aluminum kickplate option: specify M at the end of the code, add \$181.

Specify the surface type (1, 2). Edge N. Specify the accent color (A, S).

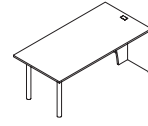
72 x 48 x 29 3/8	1800 x 1200 x 757	M__N_-CDM184872	1,259	1,893
66 x 48 x 29 3/8	1650 x 1200 x 757	M__N_-CDM184866	1,201	1,790

Specify the surface type (5, 6). Specify the edge (N, 1, 2). Specify the accent color (A, S).

Rectangular tables

2 steel legs. 1 grommet.

W x D x H (in)	W x D x H (mm)	Code	All Laminate (\$)	HPL Surfaces (\$)
72 x 36 x 29 3/8	1800 x 900 x 744	M_N__-RT3672	885	1,242
72 x 30 x 29 3/8	1800 x 750 x 744	M_N__-RT3072	832	1,180
66 x 30 x 29 3/8	1650 x 750 x 744	M_N__-RT3066	808	1,135
60 x 30 x 29 3/8	1500 x 750 x 744	M_N__-RT3060	789	1,109



Packaged in 2 boxes.

Specify the surface type (1, 2). Edge N. Specify the leg code (Q, V). Specify the accent color (A, S).

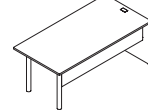
72 x 36 x 29 3/8	1800 x 900 x 757	M____-RT3672	1,127	1,579
72 x 30 x 29 3/8	1800 x 750 x 757	M____-RT3072	1,080	1,507
66 x 30 x 29 3/8	1650 x 750 x 757	M____-RT3066	1,036	1,447
60 x 30 x 29 3/8	1500 x 750 x 757	M____-RT3060	999	1,409

Specify the surface type (5, 6). Specify the edge (N, 1, 2). Specify the leg code (Q, V). Specify the accent color (A, S).

Rectangular tables with laminate modesty panel

Reversible. Half-height laminate modesty panel. 2 steel legs. 1 grommet.

W x D x H (in)	W x D x H (mm)	Code	All Laminate (\$)	HPL Surfaces (\$)
72 x 36 x 29 3/8	1800 x 900 x 744	M_N__-RTM3672	929	1,284
72 x 30 x 29 3/8	1800 x 750 x 744	M_N__-RTM3072	892	1,217
66 x 30 x 29 3/8	1650 x 750 x 744	M_N__-RTM3066	850	1,180
60 x 30 x 29 3/8	1500 x 750 x 744	M_N__-RTM3060	832	1,145



Packaged in 2 boxes.

Specify the surface type (1, 2). Edge N. Specify the leg code (Q, V). Specify the accent color (A, S).

72 x 36 x 29 3/8	1800 x 900 x 757	M____-RTM3672	1,180	1,628
72 x 30 x 29 3/8	1800 x 750 x 757	M____-RTM3072	1,114	1,543
66 x 30 x 29 3/8	1650 x 750 x 757	M____-RTM3066	1,080	1,483
60 x 30 x 29 3/8	1500 x 750 x 757	M____-RTM3060	1,043	1,447

Specify the surface type (5, 6). Specify the edge (N, 1, 2). Specify the leg code (Q, V). Specify the accent color (A, S).

Rainbow tables

4 steel legs.

W x D x H (in)	W x D x H (mm)	Code	All Laminate (\$)	HPL Surfaces (\$)
72 x 36 x 29 3/8	1800 x 900 x 744	M_N__-RBT3672	1,097	1,538
66 x 36 x 29 3/8	1650 x 900 x 744	M_N__-RBT3666	959	1,345
60 x 30 x 29 3/8	1500 x 750 x 744	M_N__-RBT3060	916	1,242



Packaged in 2 boxes.

Specify the surface type (1, 2). Edge N. Specify the leg code (Q, V). Specify the accent color (A, S).


72 x 36 x 29 3/8	1800 x 900 x 757	M____-RBT3672	1,201	1,676
66 x 36 x 29 3/8	1650 x 900 x 757	M____-RBT3666	1,150	1,621
60 x 30 x 29 3/8	1500 x 750 x 757	M____-RBT3060	1,080	1,452

Specify the surface type (5, 6). Specify the edge (N, 1, 2). Specify the leg code (Q, V). Specify the accent color (A, S).

Rainbow tables with modesty panel

Half-height laminate modesty panel. 4 steel legs.

W x D x H (in)	W x D x H (mm)	Code	All Laminate (\$)	HPL Surfaces (\$)
72 x 36 x 29 3/8	1800 x 900 x 744	M_N__-RBTM3672	1,295	1,737
66 x 36 x 29 3/8	1650 x 900 x 744	M_N__-RBTM3666	1,150	1,543
60 x 30 x 29 3/8	1500 x 750 x 744	M_N__-RBTM3060	1,114	1,440



Modesty panel options, change M to:
T Translucent, add \$301;
X Matrix, add \$483.
Packaged in 2 boxes.

Specify the surface type (1, 2). Edge N. Specify the leg code (Q, V). Specify the accent color (A, S).

72 x 36 x 29 3/8	1800 x 900 x 757	M____-RBTM3672	1,398	1,873
66 x 36 x 29 3/8	1650 x 900 x 757	M____-RBTM3666	1,356	1,819
60 x 30 x 29 3/8	1500 x 750 x 757	M____-RBTM3060	1,278	1,658

Specify the surface type (5, 6). Specify the edge (N, 1, 2). Specify the leg code (Q, V). Specify the accent color (A, S).



All Laminate (\$)
HPL Surfaces (\$)

Left ellipse tables

2 steel legs. 1 grommet.

W x D x H (in)	W x D x H (mm)	Code	All Laminate (\$)	HPL Surfaces (\$)
72 x 48 x 29 ³ / ₈	1800 x 1200 x 744	M_N__-CT724818	1,326	1,863
66 x 48 x 29 ³ / ₈	1650 x 1200 x 744	M_N__-CT664818	1,295	1,814
60 x 48 x 29 ³ / ₈	1500 x 1200 x 744	M_N__-CT604818	1,259	1,766

Specify the surface type (1, 2). Edge N. Specify the leg code (Q, V).
Specify the accent color (A, S).

72 x 48 x 29 ⁷ / ₈	1800 x 1200 x 757	M____-CT724818	1,628	2,284
66 x 48 x 29 ⁷ / ₈	1650 x 1200 x 757	M____-CT664818	1,574	2,206
60 x 48 x 29 ⁷ / ₈	1500 x 1200 x 757	M____-CT604818	1,525	2,134

Specify the surface type (5, 6). Specify the edge (N, 1, 2). Specify the leg code (Q, V).
Specify the accent color (A, S).

Right ellipse tables

2 steel legs. 1 grommet.

W x D x H (in)	W x D x H (mm)	Code	All Laminate (\$)	HPL Surfaces (\$)
72 x 48 x 29 ³ / ₈	1800 x 1200 x 744	M_N__-CT184872	1,326	1,863
66 x 48 x 29 ³ / ₈	1650 x 1200 x 744	M_N__-CT184866	1,295	1,814
60 x 48 x 29 ³ / ₈	1500 x 1200 x 744	M_N__-CT184860	1,259	1,766

Specify the surface type (1, 2). Edge N. Specify the leg code (Q, V).
Specify the accent color (A, S).

72 x 48 x 29 ⁷ / ₈	1800 x 1200 x 757	M____-CT184872	1,628	2,284
66 x 48 x 29 ⁷ / ₈	1650 x 1200 x 757	M____-CT184866	1,574	2,206
60 x 48 x 29 ⁷ / ₈	1500 x 1200 x 757	M____-CT184860	1,525	2,134

Specify the surface type (5, 6). Specify the edge (N, 1, 2). Specify the leg code (Q, V).
Specify the accent color (A, S).

Left ellipse tables with laminate modesty panel

Half-height laminate modesty panel. 2 steel legs. 1 grommet.

W x D x H (in)	W x D x H (mm)	Code	All Laminate (\$)	HPL Surfaces (\$)
72 x 48 x 29 ³ / ₈	1800 x 1200 x 744	M_N__-CTM724818	1,398	1,923
66 x 48 x 29 ³ / ₈	1650 x 1200 x 744	M_N__-CTM664818	1,362	1,880
60 x 48 x 29 ³ / ₈	1500 x 1200 x 744	M_N__-CTM604818	1,326	1,840

Specify the surface type (1, 2). Edge N. Specify the leg code (Q, V).
Specify the accent color (A, S).

72 x 48 x 29 ⁷ / ₈	1800 x 1200 x 757	M____-CTM724818	1,693	2,345
66 x 48 x 29 ⁷ / ₈	1650 x 1200 x 757	M____-CTM664818	1,639	2,279
60 x 48 x 29 ⁷ / ₈	1500 x 1200 x 757	M____-CTM604818	1,585	2,201

Specify the surface type (5, 6). Specify the edge (N, 1, 2). Specify the leg code (Q, V).
Specify the accent color (A, S).

Right ellipse tables with laminate modesty panel

Half-height laminate modesty panel. 2 steel legs. 1 grommet.

W x D x H (in)	W x D x H (mm)	Code	All Laminate (\$)	HPL Surfaces (\$)
72 x 48 x 29 ³ / ₈	1800 x 1200 x 744	M_N__-CTM184872	1,398	1,923
66 x 48 x 29 ³ / ₈	1650 x 1200 x 744	M_N__-CTM184866	1,362	1,880
60 x 48 x 29 ³ / ₈	1500 x 1200 x 744	M_N__-CTM184860	1,326	1,840

Specify the surface type (1, 2). Edge N. Specify the leg code (Q, V).
Specify the accent color (A, S).

72 x 48 x 29 ⁷ / ₈	1800 x 1200 x 757	M____-CTM184872	1,693	2,345
66 x 48 x 29 ⁷ / ₈	1650 x 1200 x 757	M____-CTM184866	1,639	2,279
60 x 48 x 29 ⁷ / ₈	1500 x 1200 x 757	M____-CTM184860	1,585	2,201

Specify the surface type (5, 6). Specify the edge (N, 1, 2). Specify the leg code (Q, V).
Specify the accent color (A, S).

Y-shape tables

2 steel legs. 1 grommet.

W x D x H (in)	W x D x H (mm)	Code	All Laminate (\$)	HPL Surfaces (\$)
72 x 42 x 29 ³ / ₈	1800 x 1050 x 744	M_N__-YT3672	1,036	1,452
66 x 42 x 29 ³ / ₈	1650 x 1050 x 744	M_N__-YT3666	1,006	1,415
60 x 42 x 29 ³ / ₈	1500 x 1050 x 744	M_N__-YT3660	984	1,381

Specify the surface type (1, 2). Edge N. Specify the leg code (Q, V).
Specify the accent color (A, S).

72 x 42 x 29 ⁷ / ₈	1800 x 1050 x 757	M____-YT3672	1,326	1,863
66 x 42 x 29 ⁷ / ₈	1650 x 1050 x 757	M____-YT3666	1,290	1,809
60 x 42 x 29 ⁷ / ₈	1500 x 1050 x 757	M____-YT3660	1,248	1,753

Specify the surface type (5, 6). Specify the edge (N, 1, 2). Specify the leg code (Q, V).
Specify the accent color (A, S).

Y-shape tables with modesty panel

Reversible. Half-height laminate modesty panel. 2 steel legs. 1 grommet.

W x D x H (in)	W x D x H (mm)	Code	All Laminate (\$)	HPL Surfaces (\$)
72 x 42 x 29 ³ / ₈	1800 x 1050 x 744	M_N__-YTM3672	1,092	1,512
66 x 42 x 29 ³ / ₈	1650 x 1050 x 744	M_N__-YTM3666	1,066	1,465
60 x 42 x 29 ³ / ₈	1500 x 1050 x 744	M_N__-YTM3660	1,036	1,435

Specify the surface type (1, 2). Edge N. Specify the leg code (Q, V).
Specify the accent color (A, S).

72 x 42 x 29 ⁷ / ₈	1800 x 1050 x 757	M____-YTM3672	1,381	1,909
66 x 42 x 29 ⁷ / ₈	1650 x 1050 x 757	M____-YTM3666	1,345	1,863
60 x 42 x 29 ⁷ / ₈	1500 x 1050 x 757	M____-YTM3660	1,300	1,809

Specify the surface type (5, 6). Specify the edge (N, 1, 2). Specify the leg code (Q, V).
Specify the accent color (A, S).

Rectangular surfaces

2 steel legs. Reinforcement bar included with 60" long surfaces (1" thick top only).

W x D x H (in)	W x D x H (mm)	Code	All Laminate (\$)	HPL Surfaces (\$)
72 x 36 x 29 ³ / ₈	1800 x 900 x 744	M_N__-RS3672	868	1,150
72 x 30 x 29 ³ / ₈	1800 x 750 x 744	M_N__-RS3072	743	989
66 x 30 x 29 ³ / ₈	1650 x 750 x 744	M_N__-RS3066	693	953
60 x 30 x 29 ³ / ₈	1500 x 750 x 744	M_N__-RS3060	662	916

Specify the surface type (1, 2). Edge N. Specify the leg code (Q, V).
Specify the accent color (A, S).

72 x 36 x 29 ⁷ / ₈	1800 x 900 x 757	M____-RS3672	929	1,300
72 x 30 x 29 ⁷ / ₈	1800 x 750 x 757	M____-RS3072	868	1,206
66 x 30 x 29 ⁷ / ₈	1650 x 750 x 757	M____-RS3066	844	1,186
60 x 30 x 29 ⁷ / ₈	1500 x 750 x 757	M____-RS3060	808	1,135

Specify the surface type (5, 6). Specify the edge (N, 1, 2). Specify the leg code (Q, V).
Specify the accent color (A, S).

Rectangular surfaces with modesty panel

Reversible. Half-height laminate modesty panel. 2 steel legs. Reinforcement bar included with 60" long surfaces (1" thick top only).

W x D x H (in)	W x D x H (mm)	Code	All Laminate (\$)	HPL Surfaces (\$)
72 x 36 x 29 ³ / ₈	1800 x 900 x 744	M_N__-RSM3672	1,066	1,356
72 x 30 x 29 ³ / ₈	1800 x 750 x 744	M_N__-RSM3072	934	1,194
66 x 30 x 29 ³ / ₈	1650 x 750 x 744	M_N__-RSM3066	905	1,150
60 x 30 x 29 ³ / ₈	1500 x 750 x 744	M_N__-RSM3060	874	1,120

Specify the surface type (1, 2). Edge N. Specify the leg code (Q, V).
Specify the accent color (A, S).

72 x 36 x 29 ⁷ / ₈	1800 x 900 x 757	M____-RSM3672	1,127	1,507
72 x 30 x 29 ⁷ / ₈	1800 x 750 x 757	M____-RSM3072	1,066	1,404
66 x 30 x 29 ⁷ / ₈	1650 x 750 x 757	M____-RSM3066	1,043	1,381
60 x 30 x 29 ⁷ / ₈	1500 x 750 x 757	M____-RSM3060	1,006	1,336

Specify the surface type (5, 6). Specify the edge (N, 1, 2). Specify the leg code (Q, V).
Specify the accent color (A, S).

Y-shape surfaces

2 steel legs.

W x D x H (in)	W x D x H (mm)	Code	All Laminate (\$)	HPL Surfaces (\$)
72 x 42 x 29 ³ / ₈	1800 x 1050 x 744	M_N__-YS3672	899	1,356
66 x 42 x 29 ³ / ₈	1650 x 1050 x 744	M_N__-YS3666	772	1,086
60 x 42 x 29 ³ / ₈	1500 x 1050 x 744	M_N__-YS3660	748	1,043

Specify the surface type (1, 2). Edge N. Specify the leg code (Q, V).
Specify the accent color (A, S).

72 x 42 x 29 ⁷ / ₈	1800 x 1050 x 757	M____-YS3672	1,092	1,531
66 x 42 x 29 ⁷ / ₈	1650 x 1050 x 757	M____-YS3666	1,049	1,471
60 x 42 x 29 ⁷ / ₈	1500 x 1050 x 757	M____-YS3660	1,006	1,415

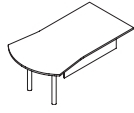
Specify the surface type (5, 6). Specify the edge (N, 1, 2). Specify the leg code (Q, V).
Specify the accent color (A, S).



All Laminate (\$)
HPL Surfaces (\$)

All Laminate (\$)
HPL Surfaces (\$)

Y-shape surfaces with modesty panel



Modesty panel options, change M to:
T Translucent, add \$301;
X Matrix, add \$483.
Packaged in 2 boxes.

Reversible. Half-height laminate modesty panel. 2 steel legs.

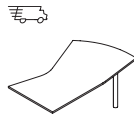
W x D x H (in)	W x D x H (mm)	Code	All Laminate (\$)	HPL Surfaces (\$)
72 x 42 x 29 ³ / ₈	1800 x 1050 x 744	M_N__-YSM3672	1,097	1,556
66 x 42 x 29 ³ / ₈	1650 x 1050 x 744	M_N__-YSM3666	970	1,284
60 x 42 x 29 ³ / ₈	1500 x 1050 x 744	M_N__-YSM3660	945	1,242

Specify the surface type (1, 2). Edge N. Specify the leg code (Q, V).
Specify the accent color (A, S).

72 x 42 x 29 ³ / ₈	1800 x 1050 x 757	M____-YSM3672	1,290	1,730
66 x 42 x 29 ³ / ₈	1650 x 1050 x 757	M____-YSM3666	1,248	1,676
60 x 42 x 29 ³ / ₈	1500 x 1050 x 757	M____-YSM3660	1,212	1,616

Specify the surface type (5, 6). Specify the edge (N, 1, 2). Specify the leg code (Q, V).
Specify the accent color (A, S).

Left boomerang surfaces



Packaged in 2 boxes.

2 steel legs.

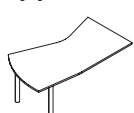
W x D x H (in)	W x D x H (mm)	Code	All Laminate (\$)	HPL Surfaces (\$)
72 x 42 x 29 ³ / ₈	1800 x 1050 x 744	M_N__-BGS3672	874	1,321
66 x 42 x 29 ³ / ₈	1650 x 1050 x 744	M_N__-BGS3666	748	1,043
60 x 42 x 29 ³ / ₈	1500 x 1050 x 744	M_N__-BGS3660	718	1,006

Specify the surface type (1, 2). Edge N. Specify the leg code (Q, V).
Specify the accent color (A, S).

72 x 42 x 29 ³ / ₈	1800 x 1050 x 757	M____-BGS3672	1,036	1,452
66 x 42 x 29 ³ / ₈	1650 x 1050 x 757	M____-BGS3666	994	1,398
60 x 42 x 29 ³ / ₈	1500 x 1050 x 757	M____-BGS3660	959	1,345

Specify the surface type (5, 6). Specify the edge (N, 1, 2). Specify the leg code (Q, V).
Specify the accent color (A, S).

Right boomerang surfaces



Packaged in 2 boxes.

2 steel legs.

W x D x H (in)	W x D x H (mm)	Code	All Laminate (\$)	HPL Surfaces (\$)
72 x 42 x 29 ³ / ₈	1800 x 1050 x 744	M_N__-3672BGS	874	1,321
66 x 42 x 29 ³ / ₈	1650 x 1050 x 744	M_N__-3666BGS	748	1,043
60 x 42 x 29 ³ / ₈	1500 x 1050 x 744	M_N__-3660BGS	718	1,006

Specify the surface type (1, 2). Edge N. Specify the leg code (Q, V).
Specify the accent color (A, S).

72 x 42 x 29 ³ / ₈	1800 x 1050 x 757	M____-3672BGS	1,036	1,452
66 x 42 x 29 ³ / ₈	1650 x 1050 x 757	M____-3666BGS	994	1,398
60 x 42 x 29 ³ / ₈	1500 x 1050 x 757	M____-3660BGS	959	1,345

Specify the surface type (5, 6). Specify the edge (N, 1, 2). Specify the leg code (Q, V).
Specify the accent color (A, S).

Left boomerang surfaces with modesty panel



Modesty panel options, change M to:
T Translucent, add \$301;
X Matrix, add \$483.
Packaged in 2 boxes.

Half-height laminate modesty panel. 2 steel legs.

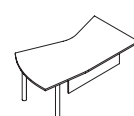
W x D x H (in)	W x D x H (mm)	Code	All Laminate (\$)	HPL Surfaces (\$)
72 x 42 x 29 ³ / ₈	1800 x 1050 x 744	M_N__-BGS3672	1,073	1,525
66 x 42 x 29 ³ / ₈	1650 x 1050 x 744	M_N__-BGS3666	945	1,242
60 x 42 x 29 ³ / ₈	1500 x 1050 x 744	M_N__-BGS3660	916	1,212

Specify the surface type (1, 2). Edge N. Specify the leg code (Q, V).
Specify the accent color (A, S).

72 x 42 x 29 ³ / ₈	1800 x 1050 x 757	M____-BGS3672	1,237	1,658
66 x 42 x 29 ³ / ₈	1650 x 1050 x 757	M____-BGS3666	1,201	1,591
60 x 42 x 29 ³ / ₈	1500 x 1050 x 757	M____-BGS3660	1,150	1,543

Specify the surface type (5, 6). Specify the edge (N, 1, 2). Specify the leg code (Q, V).
Specify the accent color (A, S).

Right boomerang surfaces with modesty panel



Modesty panel options, change M to:
T Translucent, add \$301;
X Matrix, add \$483.
Packaged in 2 boxes.

Half-height laminate modesty panel. 2 steel legs.

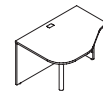
W x D x H (in)	W x D x H (mm)	Code	All Laminate (\$)	HPL Surfaces (\$)
72 x 42 x 29 ³ / ₈	1800 x 1050 x 744	M_N__-3672BGS	1,073	1,525
66 x 42 x 29 ³ / ₈	1650 x 1050 x 744	M_N__-3666BGS	945	1,242
60 x 42 x 29 ³ / ₈	1500 x 1050 x 744	M_N__-3660BGS	916	1,212

Specify the surface type (1, 2). Edge N. Specify the leg code (Q, V).
Specify the accent color (A, S).

72 x 42 x 29 ³ / ₈	1800 x 1050 x 757	M____-3672BGS	1,237	1,658
66 x 42 x 29 ³ / ₈	1650 x 1050 x 757	M____-3666BGS	1,201	1,591
60 x 42 x 29 ³ / ₈	1500 x 1050 x 757	M____-3660BGS	1,150	1,543

Specify the surface type (5, 6). Specify the edge (N, 1, 2). Specify the leg code (Q, V).
Specify the accent color (A, S).

Left conference extensions



Packaged in 2 boxes.

1 steel leg. 1 grommet.

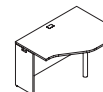
W x D x H (in)	W x D x H (mm)	Code	All Laminate (\$)	HPL Surfaces (\$)
48 x 48 x 29 ³ / ₈	1200 x 1200 x 744	M_N__-CE484824	778	945
48 x 42 x 29 ³ / ₈	1200 x 1050 x 744	M_N__-CE424824	759	905
48 x 36 x 29 ³ / ₈	1200 x 900 x 744	M_N__-CE364824	735	880
42 x 42 x 29 ³ / ₈	1050 x 1050 x 744	M_N__-CE424224	718	868
42 x 36 x 29 ³ / ₈	1050 x 900 x 744	M_N__-CE364224	711	832
36 x 36 x 29 ³ / ₈	900 x 900 x 744	M_N__-CE363624	682	784

Specify the surface type (1, 2). Edge N. Specify the leg code (Q, V).
Specify the accent color (A, S).

48 x 48 x 29 ³ / ₈	1200 x 1200 x 757	M____-CE484824	964	1,109
48 x 42 x 29 ³ / ₈	1200 x 1050 x 757	M____-CE424824	922	1,049
48 x 36 x 29 ³ / ₈	1200 x 900 x 757	M____-CE364824	899	1,025
42 x 42 x 29 ³ / ₈	1050 x 1050 x 757	M____-CE424224	885	994
42 x 36 x 29 ³ / ₈	1050 x 900 x 757	M____-CE364224	850	945
36 x 36 x 29 ³ / ₈	900 x 900 x 757	M____-CE363624	802	892

Specify the surface type (5, 6). Specify the edge (N, 1, 2). Specify the leg code (Q, V).
Specify the accent color (A, S).

Right conference extensions



Packaged in 2 boxes.

1 steel leg. 1 grommet.

W x D x H (in)	W x D x H (mm)	Code	All Laminate (\$)	HPL Surfaces (\$)
48 x 48 x 29 ³ / ₈	1200 x 1200 x 744	M_N__-CE244848	778	945
48 x 42 x 29 ³ / ₈	1200 x 1050 x 744	M_N__-CE244842	759	905
48 x 36 x 29 ³ / ₈	1200 x 900 x 744	M_N__-CE244836	735	880
42 x 42 x 29 ³ / ₈	1050 x 1050 x 744	M_N__-CE244242	718	868
42 x 36 x 29 ³ / ₈	1050 x 900 x 744	M_N__-CE244236	711	832
36 x 36 x 29 ³ / ₈	900 x 900 x 744	M_N__-CE243636	682	784

Specify the surface type (1, 2). Edge N. Specify the leg code (Q, V).
Specify the accent color (A, S).

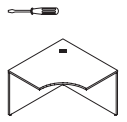
48 x 48 x 29 ³ / ₈	1200 x 1200 x 757	M____-CE244848	964	1,109
48 x 42 x 29 ³ / ₈	1200 x 1050 x 757	M____-CE244842	922	1,049
48 x 36 x 29 ³ / ₈	1200 x 900 x 757	M____-CE244836	899	1,025
42 x 42 x 29 ³ / ₈	1050 x 1050 x 757	M____-CE244242	885	994
42 x 36 x 29 ³ / ₈	1050 x 900 x 757	M____-CE244236	850	945
36 x 36 x 29 ³ / ₈	900 x 900 x 757	M____-CE243636	802	892

Specify the surface type (5, 6). Specify the edge (N, 1, 2). Specify the leg code (Q, V).
Specify the accent color (A, S).

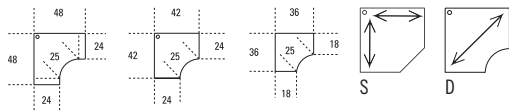


All Laminate (\$)
HPL Surfaces (\$)

Corner modules



Full-height modesty panel. 1 grommet.



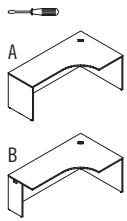
W x D x H (in)	W x D x H (mm)	Code	All Laminate (\$)	HPL Surfaces (\$)
48 x 48 x 29 3/8	1200 x 1200 x 744	M_NN_-CM4824S	929	1,300
42 x 42 x 29 3/8	1050 x 1050 x 744	M_NN_-CM4224S	808	1,140
36 x 36 x 29 3/8	900 x 900 x 744	M_NN_-CM3618S	796	1,114

Specify the surface type (1, 2). Edge N. Specify the accent color (A, S). Diagonal wood grain: change S to D, add 10% to the price.

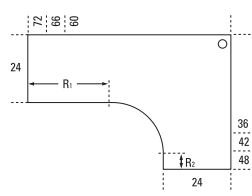
48 x 48 x 29 7/8	1200 x 1200 x 757	M_N_N_-CM4824S	1,127	1,579
42 x 42 x 29 7/8	1050 x 1050 x 757	M_N_N_-CM4224S	1,013	1,429
36 x 36 x 29 7/8	900 x 900 x 757	M_N_N_-CM3618S	934	1,309

Specify the surface type (5, 6). Specify the edge (N, 1, 2). Specify the accent color (A, S). Diagonal wood grain: change S to D, add 10% to the price.

Left extended corner modules – 24" D



Full-height modesty panel. 1 grommet.



Surface	R1	R2
72"/48"	28 7/8"	5 1/4"
66"/48"	23"	5 1/4"
60"/48"	17 1/16"	5 1/4"
72"/42"	28 7/8"	0"
66"/42"	23"	0"
60"/42"	17 1/16"	0"
72"/36"	17 1/16"	0"
66"/36"	23 3/8"	0"
60"/36"	18"	0"

72 x 48 x 29 3/8	1800 x 1200 x 744	M_NN_-CM724824_	1,278	1,785
66 x 48 x 29 3/8	1650 x 1200 x 744	M_NN_-CM664824_	1,212	1,693
60 x 48 x 29 3/8	1500 x 1200 x 744	M_NN_-CM604824_	1,140	1,597
72 x 42 x 29 3/8	1800 x 1050 x 744	M_NN_-CM724224_	1,212	1,693
66 x 42 x 29 3/8	1650 x 1050 x 744	M_NN_-CM664224_	1,140	1,597
60 x 42 x 29 3/8	1500 x 1050 x 744	M_NN_-CM604224_	1,080	1,512
72 x 36 x 29 3/8	1800 x 900 x 744	M_NN_-CM723624_	1,140	1,597
66 x 36 x 29 3/8	1650 x 900 x 744	M_NN_-CM663624_	1,025	1,435
60 x 36 x 29 3/8	1500 x 900 x 744	M_NN_-CM603624_	959	1,345

Specify the surface type (1, 2). Edge N. Specify the accent color (A, S). Specify panel legs (A, B).

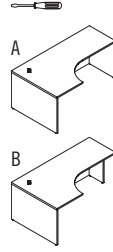
72 x 48 x 29 7/8	1800 x 1200 x 757	M_N_N_-CM724824_	1,471	2,069
66 x 48 x 29 7/8	1650 x 1200 x 757	M_N_N_-CM664824_	1,409	1,977
60 x 48 x 29 7/8	1500 x 1200 x 757	M_N_N_-CM604824_	1,345	1,880
72 x 42 x 29 7/8	1800 x 1050 x 757	M_N_N_-CM724224_	1,409	1,977
66 x 42 x 29 7/8	1650 x 1050 x 757	M_N_N_-CM664224_	1,345	1,880
60 x 42 x 29 7/8	1500 x 1050 x 757	M_N_N_-CM604224_	1,278	1,785
72 x 36 x 29 7/8	1800 x 900 x 757	M_N_N_-CM723624_	1,237	1,737
66 x 36 x 29 7/8	1650 x 900 x 757	M_N_N_-CM663624_	1,170	1,639
60 x 36 x 29 7/8	1500 x 900 x 757	M_N_N_-CM603624_	1,097	1,538

Specify the surface type (5, 6). Specify the edge (N, 1, 2). Specify the accent color (A, S). Specify panel legs (A, B).

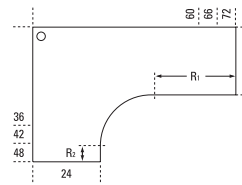


All Laminate (\$)
HPL Surfaces (\$)

Right extended corner modules – 24" D



Full-height modesty panel. 1 grommet.



Surface	R1	R2
72"/48"	28 7/8"	5 1/4"
66"/48"	23"	5 1/4"
60"/48"	17 1/16"	5 1/4"
72"/42"	28 7/8"	0"
66"/42"	23"	0"
60"/42"	17 1/16"	0"
72"/36"	17 1/16"	0"
66"/36"	23 3/8"	0"
60"/36"	18"	0"

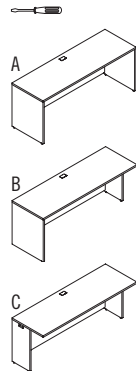
72 x 48 x 29 3/8	1800 x 1200 x 744	M_NN_-CM487224_	1,278	1,785
66 x 48 x 29 3/8	1650 x 1200 x 744	M_NN_-CM486624_	1,212	1,693
60 x 48 x 29 3/8	1500 x 1200 x 744	M_NN_-CM486024_	1,140	1,597
72 x 42 x 29 3/8	1800 x 1050 x 744	M_NN_-CM427224_	1,212	1,693
66 x 42 x 29 3/8	1650 x 1050 x 744	M_NN_-CM426624_	1,140	1,597
60 x 42 x 29 3/8	1500 x 1050 x 744	M_NN_-CM426024_	1,080	1,512
72 x 36 x 29 3/8	1800 x 900 x 744	M_NN_-CM367224_	1,140	1,597
66 x 36 x 29 3/8	1650 x 900 x 744	M_NN_-CM366624_	1,025	1,435
60 x 36 x 29 3/8	1500 x 900 x 744	M_NN_-CM366024_	959	1,345

Specify the surface type (1, 2). Edge N. Specify the accent color (A, S). Specify panel legs (A, B).

72 x 48 x 29 7/8	1800 x 1200 x 757	M_N_N_-CM487224_	1,471	2,069
66 x 48 x 29 7/8	1650 x 1200 x 757	M_N_N_-CM486624_	1,409	1,977
60 x 48 x 29 7/8	1500 x 1200 x 757	M_N_N_-CM486024_	1,345	1,880
72 x 42 x 29 7/8	1800 x 1050 x 757	M_N_N_-CM427224_	1,409	1,977
66 x 42 x 29 7/8	1650 x 1050 x 757	M_N_N_-CM426624_	1,345	1,880
60 x 42 x 29 7/8	1500 x 1050 x 757	M_N_N_-CM426024_	1,278	1,785
72 x 36 x 29 7/8	1800 x 900 x 757	M_N_N_-CM367224_	1,237	1,737
66 x 36 x 29 7/8	1650 x 900 x 757	M_N_N_-CM366624_	1,170	1,639
60 x 36 x 29 7/8	1500 x 900 x 757	M_N_N_-CM366024_	1,097	1,538

Specify the surface type (5, 6). Specify the edge (N, 1, 2). Specify the accent color (A, S). Specify panel legs (A, B).

Rectangular tables – 30" D



Full-height modesty panel. 1 grommet.

72 x 30 x 29 3/8	1800 x 750 x 744	M_NN_-DT3072_	856	1,206
66 x 30 x 29 3/8	1650 x 750 x 744	M_NN_-DT3066_	832	1,165
60 x 30 x 29 3/8	1500 x 750 x 744	M_NN_-DT3060_	789	1,109
54 x 30 x 29 3/8	1350 x 750 x 744	M_NN_-DT3054_	759	1,066
48 x 30 x 29 3/8	1200 x 750 x 744	M_NN_-DT3048_	718	868
42 x 30 x 29 3/8	1050 x 750 x 744	M_NN_-DT3042_	682	820
36 x 30 x 29 3/8	900 x 750 x 744	M_NN_-DT3036_	645	778
30 x 30 x 29 3/8	750 x 750 x 744	M_NN_-DT3030_	615	743
24 x 30 x 29 3/8	600 x 750 x 744	M_NN_-DT3024_	573	687

Specify the surface type (1, 2). Edge N. Specify the accent color (A, S). Specify panel legs (A, B, C).

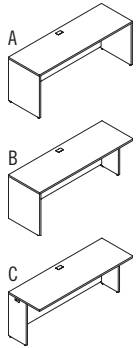
72 x 30 x 29 7/8	1800 x 750 x 757	M_N_N_-DT3072_	999	1,409
66 x 30 x 29 7/8	1650 x 750 x 757	M_N_N_-DT3066_	970	1,362
60 x 30 x 29 7/8	1500 x 750 x 757	M_N_N_-DT3060_	929	1,300
54 x 30 x 29 7/8	1350 x 750 x 757	M_N_N_-DT3054_	899	1,254
48 x 30 x 29 7/8	1200 x 750 x 757	M_N_N_-DT3048_	832	994
42 x 30 x 29 7/8	1050 x 750 x 757	M_N_N_-DT3042_	789	953
36 x 30 x 29 7/8	900 x 750 x 757	M_N_N_-DT3036_	759	911
30 x 30 x 29 7/8	750 x 750 x 757	M_N_N_-DT3030_	718	868
24 x 30 x 29 7/8	600 x 750 x 757	M_N_N_-DT3024_	682	820

Specify the surface type (5, 6). Specify the edge (N, 1, 2). Specify the accent color (A, S). Specify panel legs (A, B, C).



W x D x H (in) W x D x H (mm) Code All Laminate (\$) HPL Surfaces (\$)

Rectangular tables - 24" D



Full-height modesty panel. 1 grommet.

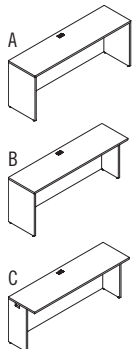
72 x 24 x 29 3/8	1800 x 600 x 744	M_NN-DT2472	832	1,165
66 x 24 x 29 3/8	1650 x 600 x 744	M_NN-DT2466	789	1,109
60 x 24 x 29 3/8	1500 x 600 x 744	M_NN-DT2460	759	1,066
54 x 24 x 29 3/8	1350 x 600 x 744	M_NN-DT2454	718	1,006
48 x 24 x 29 3/8	1200 x 600 x 744	M_NN-DT2448	682	820
42 x 24 x 29 3/8	1050 x 600 x 744	M_NN-DT2442	645	778
36 x 24 x 29 3/8	900 x 600 x 744	M_NN-DT2436	615	743
30 x 24 x 29 3/8	750 x 600 x 744	M_NN-DT2430	573	687
24 x 24 x 29 3/8	600 x 600 x 744	M_NN-DT2424	542	656

Specify the surface type (1, 2). Edge N. Specify the accent color (A, S). Specify panel legs (A, B, C).

72 x 24 x 29 3/8	1800 x 600 x 757	M_N-DT2472	929	1,300
66 x 24 x 29 3/8	1650 x 600 x 757	M_N-DT2466	899	1,254
60 x 24 x 29 3/8	1500 x 600 x 757	M_N-DT2460	856	1,206
54 x 24 x 29 3/8	1350 x 600 x 757	M_N-DT2454	832	1,165
48 x 24 x 29 3/8	1200 x 600 x 757	M_N-DT2448	759	911
42 x 24 x 29 3/8	1050 x 600 x 757	M_N-DT2442	718	868
36 x 24 x 29 3/8	900 x 600 x 757	M_N-DT2436	682	820
30 x 24 x 29 3/8	750 x 600 x 757	M_N-DT2430	645	778
24 x 24 x 29 3/8	600 x 600 x 757	M_N-DT2424	615	743

Specify the surface type (5, 6). Specify the edge (N, 1, 2). Specify the accent color (A, S). Specify panel legs (A, B, C).

Rectangular tables - 20" D



Full-height modesty panel. 1 grommet.

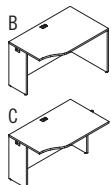
72 x 20 x 29 3/8	1800 x 500 x 744	M_NN-DT2072	808	1,140
66 x 20 x 29 3/8	1650 x 500 x 744	M_NN-DT2066	764	1,086
60 x 20 x 29 3/8	1500 x 500 x 744	M_NN-DT2060	735	1,043
54 x 20 x 29 3/8	1350 x 500 x 744	M_NN-DT2054	687	984
48 x 20 x 29 3/8	1200 x 500 x 744	M_NN-DT2048	656	796
42 x 20 x 29 3/8	1050 x 500 x 744	M_NN-DT2042	621	753
36 x 20 x 29 3/8	900 x 500 x 744	M_NN-DT2036	592	718
30 x 20 x 29 3/8	750 x 500 x 744	M_NN-DT2030	542	662
24 x 20 x 29 3/8	600 x 500 x 744	M_NN-DT2024	519	633

Specify the surface type (1, 2). Edge N. Specify the accent color (A, S). Specify panel legs (A, B, C).

72 x 20 x 29 3/8	1800 x 500 x 757	M_N-DT2072	905	1,278
66 x 20 x 29 3/8	1650 x 500 x 757	M_N-DT2066	874	1,228
60 x 20 x 29 3/8	1500 x 500 x 757	M_N-DT2060	832	1,180
54 x 20 x 29 3/8	1350 x 500 x 757	M_N-DT2054	808	1,140
48 x 20 x 29 3/8	1200 x 500 x 757	M_N-DT2048	735	885
42 x 20 x 29 3/8	1050 x 500 x 757	M_N-DT2042	687	837
36 x 20 x 29 3/8	900 x 500 x 757	M_N-DT2036	656	796
30 x 20 x 29 3/8	750 x 500 x 757	M_N-DT2030	621	753
24 x 20 x 29 3/8	600 x 500 x 757	M_N-DT2024	592	718

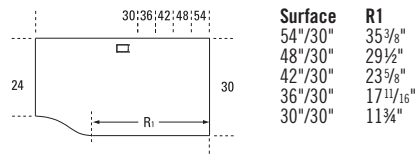
Specify the surface type (5, 6). Specify the edge (N, 1, 2). Specify the accent color (A, S). Specify panel legs (A, B, C).

Left asymmetrical tables - 30" D



Full-height modesty panel. 1 grommet.

54 x 30 x 29 3/8	1350 x 750 x 744	M_NN-AT245430	743	1,036
48 x 30 x 29 3/8	1200 x 750 x 744	M_NN-AT244830	699	850



Left asymmetrical tables - 30" D (cont'd)

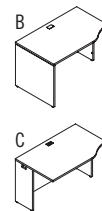
42 x 30 x 29 3/8	1050 x 750 x 744	M_NN-AT244230	670	808
36 x 30 x 29 3/8	900 x 750 x 744	M_NN-AT243630	639	772
30 x 30 x 29 3/8	750 x 750 x 744	M_NN-AT243030	602	735

Specify the surface type (1, 2). Edge N. Specify the accent color (A, S). Specify panel legs (B, C).

54 x 30 x 29 3/8	1350 x 750 x 757	M_N-AT245430	874	1,223
48 x 30 x 29 3/8	1200 x 750 x 757	M_N-AT244830	796	959
42 x 30 x 29 3/8	1050 x 750 x 757	M_N-AT244230	772	929
36 x 30 x 29 3/8	900 x 750 x 757	M_N-AT243630	743	892
30 x 30 x 29 3/8	750 x 750 x 757	M_N-AT243030	699	850

Specify the surface type (5, 6). Specify the edge (N, 1, 2). Specify the accent color (A, S). Specify panel legs (B, C).

Right asymmetrical tables - 30" D



Full-height modesty panel. 1 grommet.

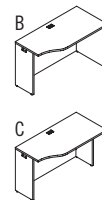
54 x 30 x 29 3/8	1350 x 750 x 744	M_NN-AT305424	743	1,036
48 x 30 x 29 3/8	1200 x 750 x 744	M_NN-AT304824	699	850
42 x 30 x 29 3/8	1050 x 750 x 744	M_NN-AT304224	670	808
36 x 30 x 29 3/8	900 x 750 x 744	M_NN-AT303624	639	772
30 x 30 x 29 3/8	750 x 750 x 744	M_NN-AT303024	602	735

Specify the surface type (1, 2). Edge N. Specify the accent color (A, S). Specify panel legs (B, C).

54 x 30 x 29 3/8	1350 x 750 x 757	M_N-AT305424	874	1,223
48 x 30 x 29 3/8	1200 x 750 x 757	M_N-AT304824	796	959
42 x 30 x 29 3/8	1050 x 750 x 757	M_N-AT304224	772	929
36 x 30 x 29 3/8	900 x 750 x 757	M_N-AT303624	743	892
30 x 30 x 29 3/8	750 x 750 x 757	M_N-AT303024	699	850

Specify the surface type (5, 6). Specify the edge (N, 1, 2). Specify the accent color (A, S). Specify panel legs (B, C).

Left asymmetrical tables - 24" D



Full-height modesty panel. 1 grommet.

54 x 24 x 29 3/8	1350 x 600 x 744	M_NN-AT185424	699	989
48 x 24 x 29 3/8	1200 x 600 x 744	M_NN-AT184824	670	808
42 x 24 x 29 3/8	1050 x 600 x 744	M_NN-AT184224	639	772
36 x 24 x 29 3/8	900 x 600 x 744	M_NN-AT183624	602	735
30 x 24 x 29 3/8	750 x 600 x 744	M_NN-AT183024	573	687

Specify the surface type (1, 2). Edge N. Specify the accent color (A, S). Specify panel legs (B, C).

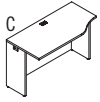
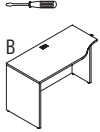
54 x 24 x 29 3/8	1350 x 600 x 757	M_N-AT185424	837	1,180
48 x 24 x 29 3/8	1200 x 600 x 757	M_N-AT184824	772	929
42 x 24 x 29 3/8	1050 x 600 x 757	M_N-AT184224	743	892
36 x 24 x 29 3/8	900 x 600 x 757	M_N-AT183624	699	850
30 x 24 x 29 3/8	750 x 600 x 757	M_N-AT183024	670	808

Specify the surface type (5, 6). Specify the edge (N, 1, 2). Specify the accent color (A, S). Specify panel legs (B, C).

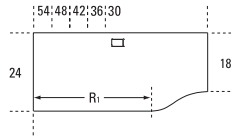


All Laminate (\$) HPL Surfaces (\$)

Right asymmetrical tables – 24" D



Full-height modesty panel. 1 grommet.



Surface	R1
54"/24"	35 3/8"
48"/24"	29 1/2"
42"/24"	23 3/8"
36"/24"	17 11/16"
30"/24"	11 3/4"

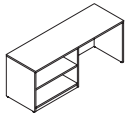
W x D x H (in)	W x D x H (mm)	Code	All Laminate (\$)	HPL Surfaces (\$)
54 x 24 x 29 3/8	1350 x 600 x 744	M_NN-AT245418	699	989
48 x 24 x 29 3/8	1200 x 600 x 744	M_NN-AT244818	670	808
42 x 24 x 29 3/8	1050 x 600 x 744	M_NN-AT244218	639	772
36 x 24 x 29 3/8	900 x 600 x 744	M_NN-AT243618	602	735
30 x 24 x 29 3/8	750 x 600 x 744	M_NN-AT243018	573	687

Specify the surface type (1, 2). Edge N. Specify the accent color (A, S). Specify panel legs (B, C).

W x D x H (in)	W x D x H (mm)	Code	All Laminate (\$)	HPL Surfaces (\$)
54 x 24 x 29 7/8	1350 x 600 x 757	M_N-AT245418	837	1,180
48 x 24 x 29 7/8	1200 x 600 x 757	M_N-AT244818	772	929
42 x 24 x 29 7/8	1050 x 600 x 757	M_N-AT244218	743	892
36 x 24 x 29 7/8	900 x 600 x 757	M_N-AT243618	699	850
30 x 24 x 29 7/8	750 x 600 x 757	M_N-AT243018	670	808

Specify the surface type (5, 6). Specify the edge (N, 1, 2). Specify the accent color (A, S). Specify panel legs (B, C).

Left open bookcase credenzas



1 adjustable shelf. Full-height modesty panel. Grommet on back.

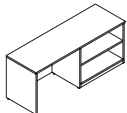
W x D x H (in)	W x D x H (mm)	Code	All Laminate (\$)	HPL Surfaces (\$)
72 x 24 x 29 3/8	1800 x 600 x 744	M_NN-BE2472S	1,278	1,538
60 x 24 x 29 3/8	1500 x 600 x 744	M_NN-BE2460S	1,150	1,409
72 x 20 x 29 3/8	1800 x 500 x 744	M_NN-BE2072S	1,212	1,452
60 x 20 x 29 3/8	1500 x 500 x 744	M_NN-BE2060S	1,150	1,409

Specify the surface type (1, 2). Edge N. Specify the accent color (A, S).

W x D x H (in)	W x D x H (mm)	Code	All Laminate (\$)	HPL Surfaces (\$)
72 x 24 x 29 7/8	1800 x 600 x 757	M_N-BE2472S	1,404	1,688
60 x 24 x 29 7/8	1500 x 600 x 757	M_N-BE2460S	1,278	1,561
72 x 20 x 29 7/8	1800 x 500 x 757	M_N-BE2072S	1,326	1,591
60 x 20 x 29 7/8	1500 x 500 x 757	M_N-BE2060S	1,278	1,561

Specify the surface type (5, 6). Specify the edge (N, 1, 2). Specify the accent color (A, S).

Right open bookcase credenzas



1 adjustable shelf. Full-height modesty panel. Grommet on back.

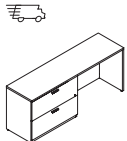
W x D x H (in)	W x D x H (mm)	Code	All Laminate (\$)	HPL Surfaces (\$)
72 x 24 x 29 3/8	1800 x 600 x 744	M_NN-S2472BE	1,278	1,538
60 x 24 x 29 3/8	1500 x 600 x 744	M_NN-S2460BE	1,150	1,409
72 x 20 x 29 3/8	1800 x 500 x 744	M_NN-S2072BE	1,212	1,452
60 x 20 x 29 3/8	1500 x 500 x 744	M_NN-S2060BE	1,150	1,409

Specify the surface type (1, 2). Edge N. Specify the accent color (A, S).

W x D x H (in)	W x D x H (mm)	Code	All Laminate (\$)	HPL Surfaces (\$)
72 x 24 x 29 7/8	1800 x 600 x 757	M_N-S2472BE	1,404	1,688
60 x 24 x 29 7/8	1500 x 600 x 757	M_N-S2460BE	1,278	1,561
72 x 20 x 29 7/8	1800 x 500 x 757	M_N-S2072BE	1,326	1,591
60 x 20 x 29 7/8	1500 x 500 x 757	M_N-S2060BE	1,278	1,561

Specify the surface type (5, 6). Specify the edge (N, 1, 2). Specify the accent color (A, S).

Left lateral file credenzas



2 file drawers on left with suspension bars. Lock. Grommet on back.

W x D x H (in)	W x D x H (mm)	Code	All Laminate (\$)	HPL Surfaces (\$)
72 x 24 x 29 3/8	1800 x 600 x 744	M_N-LF2472S	1,653	1,983
60 x 24 x 29 3/8	1500 x 600 x 744	M_N-LF2460S	1,507	1,809
72 x 20 x 29 3/8	1800 x 500 x 744	M_N-LF2072S	1,507	1,809
60 x 20 x 29 3/8	1500 x 500 x 744	M_N-LF2060S	1,393	1,669

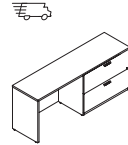
Specify the surface type (1, 2). Edge N. Specify the handle code (A, C, K, W, Z). Specify the accent color (A, S).

Left lateral file credenzas (cont'd)

W x D x H (in)	W x D x H (mm)	Code	All Laminate (\$)	HPL Surfaces (\$)
72 x 24 x 29 7/8	1800 x 600 x 757	M_-LF2472S	1,863	2,230
60 x 24 x 29 7/8	1500 x 600 x 757	M_-LF2460S	1,713	2,061
72 x 20 x 29 7/8	1800 x 500 x 757	M_-LF2072S	1,713	2,061
60 x 20 x 29 7/8	1500 x 500 x 757	M_-LF2060S	1,597	1,923

Specify the surface type (5, 6). Specify the edge (N, 1, 2). Specify the handle code (A, C, K, W, Z). Specify the accent color (A, S).

Right lateral file credenzas



2 file drawers on right with suspension bars. Lock. Grommet on back.

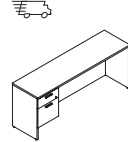
W x D x H (in)	W x D x H (mm)	Code	All Laminate (\$)	HPL Surfaces (\$)
72 x 24 x 29 3/8	1800 x 600 x 744	M_N-S2472LF	1,653	1,983
60 x 24 x 29 3/8	1500 x 600 x 744	M_N-S2460LF	1,507	1,809
72 x 20 x 29 3/8	1800 x 500 x 744	M_N-S2072LF	1,507	1,809
60 x 20 x 29 3/8	1500 x 500 x 744	M_N-S2060LF	1,393	1,669

Specify the surface type (1, 2). Edge N. Specify the handle code (A, C, K, W, Z). Specify the accent color (A, S).

W x D x H (in)	W x D x H (mm)	Code	All Laminate (\$)	HPL Surfaces (\$)
72 x 24 x 29 7/8	1800 x 600 x 757	M_-S2472LF	1,863	2,230
60 x 24 x 29 7/8	1500 x 600 x 757	M_-S2460LF	1,713	2,061
72 x 20 x 29 7/8	1800 x 500 x 757	M_-S2072LF	1,713	2,061
60 x 20 x 29 7/8	1500 x 500 x 757	M_-S2060LF	1,597	1,923

Specify the surface type (5, 6). Specify the edge (N, 1, 2). Specify the handle code (A, C, K, W, Z). Specify the accent color (A, S).

Left single pedestal credenzas



1 pedestal on left with lock. 1 box drawer and 1 file drawer with suspension bar. Pencil tray. Grommet on back.

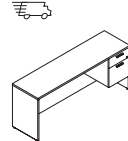
W x D x H (in)	W x D x H (mm)	Code	All Laminate (\$)	HPL Surfaces (\$)
72 x 24 x 29 3/8	1800 x 600 x 744	M_N-F2472S	1,217	1,458
60 x 24 x 29 3/8	1500 x 600 x 744	M_N-F2460S	1,150	1,393
72 x 20 x 29 3/8	1800 x 500 x 744	M_N-F2072S	1,194	1,429
60 x 20 x 29 3/8	1500 x 500 x 744	M_N-F2060S	1,135	1,368

Specify the surface type (1, 2). Edge N. Specify the handle code (A, C, K, W, Z). Specify the accent color (A, S).

W x D x H (in)	W x D x H (mm)	Code	All Laminate (\$)	HPL Surfaces (\$)
72 x 24 x 29 7/8	1800 x 600 x 757	M_-F2472S	1,404	1,688
60 x 24 x 29 7/8	1500 x 600 x 757	M_-F2460S	1,345	1,616
72 x 20 x 29 7/8	1800 x 500 x 757	M_-F2072S	1,368	1,653
60 x 20 x 29 7/8	1500 x 500 x 757	M_-F2060S	1,309	1,574

Specify the surface type (5, 6). Specify the edge (N, 1, 2). Specify the handle code (A, C, K, W, Z). Specify the accent color (A, S).

Right single pedestal credenzas



1 pedestal on right with lock. 1 box drawer and 1 file drawer with suspension bar. Pencil tray. Grommet on back.

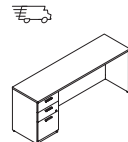
W x D x H (in)	W x D x H (mm)	Code	All Laminate (\$)	HPL Surfaces (\$)
72 x 24 x 29 3/8	1800 x 600 x 744	M_N-S2472F	1,217	1,458
60 x 24 x 29 3/8	1500 x 600 x 744	M_N-S2460F	1,150	1,393
72 x 20 x 29 3/8	1800 x 500 x 744	M_N-S2072F	1,194	1,429
60 x 20 x 29 3/8	1500 x 500 x 744	M_N-S2060F	1,135	1,368

Specify the surface type (1, 2). Edge N. Specify the handle code (A, C, K, W, Z). Specify the accent color (A, S).

W x D x H (in)	W x D x H (mm)	Code	All Laminate (\$)	HPL Surfaces (\$)
72 x 24 x 29 7/8	1800 x 600 x 757	M_-S2472F	1,404	1,688
60 x 24 x 29 7/8	1500 x 600 x 757	M_-S2460F	1,345	1,616
72 x 20 x 29 7/8	1800 x 500 x 757	M_-S2072F	1,368	1,653
60 x 20 x 29 7/8	1500 x 500 x 757	M_-S2060F	1,309	1,574

Specify the surface type (5, 6). Specify the edge (N, 1, 2). Specify the handle code (A, C, K, W, Z). Specify the accent color (A, S).

Left single pedestal credenzas – low profile



1 pedestal on left with lock. 2 box drawers and 1 file drawer with suspension bar. Pencil tray. Grommet on back.

W x D x H (in)	W x D x H (mm)	Code	All Laminate (\$)	HPL Surfaces (\$)
72 x 24 x 29 3/8	1800 x 600 x 744	M_N-UF2472S	1,415	1,664
60 x 24 x 29 3/8	1500 x 600 x 744	M_N-UF2460S	1,356	1,585
72 x 20 x 29 3/8	1800 x 500 x 744	M_N-UF2072S	1,393	1,628
60 x 20 x 29 3/8	1500 x 500 x 744	M_N-UF2060S	1,336	1,567


Specify the surface type (1, 2). Edge N. Specify the handle code (A, C, K, W, Z). Specify the accent color (A, S).



All HPL Laminate (\$ Surfaces (\$)

	W x D x H (in)	W x D x H (mm)	Code	All Laminate (\$)	HPL Surfaces (\$)
Left single pedestal credenzas – low profile (cont'd)	72 x 24 x 29 ³ / ₈	1800 x 600 x 757	M____-UF2472S	1,597	1,888
	60 x 24 x 29 ³ / ₈	1500 x 600 x 757	M____-UF2460S	1,543	1,814
	72 x 20 x 29 ³ / ₈	1800 x 500 x 757	M____-UF2072S	1,567	1,850
	60 x 20 x 29 ³ / ₈	1500 x 500 x 757	M____-UF2060S	1,512	1,773

Specify the surface type (5, 6). Specify the edge (N, 1, 2). Specify the handle code (A, C, K, W, Z). Specify the accent color (A, S).

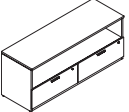
Right single pedestal credenzas – low profile  1 pedestal on right with lock. 2 box drawers and 1 file drawer with suspension bar. Pencil tray. Grommet on back.

72 x 24 x 29 ³ / ₈	1800 x 600 x 744	M_N__-S2472UF	1,415	1,664
60 x 24 x 29 ³ / ₈	1500 x 600 x 744	M_N__-S2460UF	1,356	1,585
72 x 20 x 29 ³ / ₈	1800 x 500 x 744	M_N__-S2072UF	1,393	1,628
60 x 20 x 29 ³ / ₈	1500 x 500 x 744	M_N__-S2060UF	1,336	1,567

Specify the surface type (1, 2). Edge N. Specify the handle code (A, C, K, W, Z). Specify the accent color (A, S).

72 x 24 x 29 ³ / ₈	1800 x 600 x 757	M____-S2472UF	1,597	1,888
60 x 24 x 29 ³ / ₈	1500 x 600 x 757	M____-S2460UF	1,543	1,814
72 x 20 x 29 ³ / ₈	1800 x 500 x 757	M____-S2072UF	1,567	1,850
60 x 20 x 29 ³ / ₈	1500 x 500 x 757	M____-S2060UF	1,512	1,773

Specify the surface type (5, 6). Specify the edge (N, 1, 2). Specify the handle code (A, C, K, W, Z). Specify the accent color (A, S).

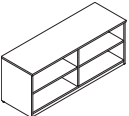
Lateral file credenzas with open storage  Open space on top and 2 file drawers on bottom with suspension bars. Locks. Grommet on back. Optional counterweight to meet BIFMA standards, refer to page 149.

72 x 24 x 29 ³ / ₈	1800 x 600 x 744	M_N__-SLF2472	1,616	1,940
60 x 24 x 29 ³ / ₈	1500 x 600 x 744	M_N__-SLF2460	1,465	1,766
72 x 20 x 29 ³ / ₈	1800 x 500 x 744	M_N__-SLF2072	1,465	1,766
60 x 20 x 29 ³ / ₈	1500 x 500 x 744	M_N__-SLF2060	1,309	1,549

Specify the surface type (1, 2). Edge N. Specify the handle code (A, C, K, W, Z). Specify the accent color (A, S).

72 x 24 x 29 ³ / ₈	1800 x 600 x 757	M____-SLF2472	1,832	2,194
60 x 24 x 29 ³ / ₈	1500 x 600 x 757	M____-SLF2460	1,688	2,025
72 x 20 x 29 ³ / ₈	1800 x 500 x 757	M____-SLF2072	1,688	2,025
60 x 20 x 29 ³ / ₈	1500 x 500 x 757	M____-SLF2060	1,549	1,796

Specify the surface type (5, 6). Specify the edge (N, 1, 2). Specify the handle code (A, C, K, W, Z). Specify the accent color (A, S).

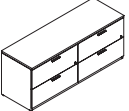
Open bookcase credenzas  1 adjustable shelf on each side.

72 x 24 x 29 ³ / ₈	1800 x 600 x 744	M_NNN-BE2472BE	1,387	1,664
60 x 24 x 29 ³ / ₈	1500 x 600 x 744	M_NNN-BE2460BE	1,259	1,538
72 x 20 x 29 ³ / ₈	1800 x 500 x 744	M_NNN-BE2072BE	1,316	1,579
60 x 20 x 29 ³ / ₈	1500 x 500 x 744	M_NNN-BE2060BE	1,194	1,452

Specify the surface type (1, 2). Edge N.

72 x 24 x 29 ³ / ₈	1800 x 600 x 757	M__NN-BE2472BE	1,525	1,832
60 x 24 x 29 ³ / ₈	1500 x 600 x 757	M__NN-BE2460BE	1,398	1,706
72 x 20 x 29 ³ / ₈	1800 x 500 x 757	M__NN-BE2072BE	1,447	1,737
60 x 20 x 29 ³ / ₈	1500 x 500 x 757	M__NN-BE2060BE	1,321	1,609

Specify the surface type (5, 6). Specify the edge (N, 1, 2).

Lateral file credenzas  4 file drawers with suspension bars. Locks. Optional counterweight to meet BIFMA standards, refer to page 149.

72 x 24 x 29 ³ / ₈	1800 x 600 x 744	M_N__-LF2472LF	2,146	2,573
72 x 20 x 29 ³ / ₈	1800 x 500 x 744	M_N__-LF2072LF	2,001	2,406

Specify the surface type (1, 2). Edge N. Specify the handle code (A, C, K, W, Z). Specify the accent color (A, S).

72 x 24 x 29 ³ / ₈	1800 x 600 x 757	M____-LF2472LF	2,357	2,833
72 x 20 x 29 ³ / ₈	1800 x 500 x 757	M____-LF2072LF	2,218	2,663

Specify the surface type (5, 6). Specify the edge (N, 1, 2). Specify the handle code (A, C, K, W, Z). Specify the accent color (A, S).

Lateral file / bookcase credenzas 

2 file drawers with suspension bars. Bookcase with doors and adjustable shelf. Locks.

72 x 24 x 29 ³ / ₈	1800 x 600 x 744	M_N__-LF2472B	1,928	2,325
72 x 20 x 29 ³ / ₈	1800 x 500 x 744	M_N__-LF2072B	1,785	2,146

Specify the surface type (1, 2). Edge N. Specify the handle code (A, C, K, W, Z). Specify the accent color (A, S).

72 x 24 x 29 ³ / ₈	1800 x 600 x 757	M____-LF2472B	2,146	2,573
72 x 20 x 29 ³ / ₈	1800 x 500 x 757	M____-LF2072B	2,001	2,406

Specify the surface type (5, 6). Specify the edge (N, 1, 2). Specify the handle code (A, C, K, W, Z). Specify the accent color (A, S).

Bookcase credenzas 

Storage unit with doors and adjustable shelves. Locks.

72 x 24 x 29 ³ / ₈	1800 x 600 x 744	M_N__-B2472B	1,737	2,085
72 x 20 x 29 ³ / ₈	1800 x 500 x 744	M_N__-B2072B	1,591	1,909

Specify the surface type (1, 2). Edge N. Specify the handle code (A, C, K, W, Z). Specify the accent color (A, S).

72 x 24 x 29 ³ / ₈	1800 x 600 x 757	M____-B2472B	1,954	2,345
72 x 20 x 29 ³ / ₈	1800 x 500 x 757	M____-B2072B	1,809	2,176

Specify the surface type (5, 6). Specify the edge (N, 1, 2). Specify the handle code (A, C, K, W, Z). Specify the accent color (A, S).

Return shells 

Reversible. 1 grommet. Can accommodate 1 pedestal.

48 x 24 x 29 ³ / ₈	1200 x 600 x 744	M_NN-R2448S	567	675
42 x 24 x 29 ³ / ₈	1050 x 600 x 744	M_NN-R2442S	542	656
36 x 24 x 29 ³ / ₈	900 x 600 x 744	M_NN-R2436S	519	628
30 x 24 x 29 ³ / ₈	750 x 600 x 744	M_NN-R2430S	501	597

Specify the surface type (1, 2). Edge N. Specify the accent color (A, S).

48 x 24 x 29 ³ / ₈	1200 x 600 x 757	M__N-R2448S	729	874
42 x 24 x 29 ³ / ₈	1050 x 600 x 757	M__N-R2442S	687	832
36 x 24 x 29 ³ / ₈	900 x 600 x 757	M__N-R2436S	645	778
30 x 24 x 29 ³ / ₈	750 x 600 x 757	M__N-R2430S	615	743

Specify the surface type (5, 6). Specify the edge (N, 1, 2). Specify the accent color (A, S).

Left executive returns 

1 pedestal on left with lock. 1 box drawer and 1 file drawer with suspension bar. Pencil tray. 1 grommet.

48 x 24 x 29 ³ / ₈	1200 x 600 x 744	M_N__-F2448R	994	1,201
42 x 24 x 29 ³ / ₈	1050 x 600 x 744	M_N__-F2442R	934	1,127
36 x 24 x 29 ³ / ₈	900 x 600 x 744	M_N__-F2436R	885	1,066
30 x 24 x 29 ³ / ₈	750 x 600 x 744	M_N__-F2430R	832	994

Specify the surface type (1, 2). Edge N. Specify the handle code (A, C, K, W, Z). Specify the accent color (A, S).

48 x 24 x 29 ³ / ₈	1200 x 600 x 757	M____-F2448R	1,120	1,351
42 x 24 x 29 ³ / ₈	1050 x 600 x 757	M____-F2442R	1,066	1,278
36 x 24 x 29 ³ / ₈	900 x 600 x 757	M____-F2436R	1,006	1,217
30 x 24 x 29 ³ / ₈	750 x 600 x 757	M____-F2430R	959	1,145

Specify the surface type (5, 6). Specify the edge (N, 1, 2). Specify the handle code (A, C, K, W, Z). Specify the accent color (A, S).

Right executive returns 

1 pedestal on right with lock. 1 box drawer and 1 file drawer with suspension bar. Pencil tray. 1 grommet.

48 x 24 x 29 ³ / ₈	1200 x 600 x 744	M_N__-R2448F	994	1,201
42 x 24 x 29 ³ / ₈	1050 x 600 x 744	M_N__-R2442F	934	1,127
36 x 24 x 29 ³ / ₈	900 x 600 x 744	M_N__-R2436F	885	1,066
30 x 24 x 29 ³ / ₈	750 x 600 x 744	M_N__-R2430F	832	994

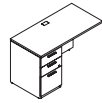
Specify the surface type (1, 2). Edge N. Specify the handle code (A, C, K, W, Z). Specify the accent color (A, S).



	W x D x H (in)	W x D x H (mm)	Code	All Laminate (\$)	HPL Surfaces (\$)
Right executive returns (cont'd)	48 x 24 x 29 ³ / ₈	1200 x 600 x 757	M_ _ _ -R2448F	1,120	1,351
	42 x 24 x 29 ³ / ₈	1050 x 600 x 757	M_ _ _ -R2442F	1,066	1,278
	36 x 24 x 29 ³ / ₈	900 x 600 x 757	M_ _ _ -R2436F	1,006	1,217
	30 x 24 x 29 ³ / ₈	750 x 600 x 757	M_ _ _ -R2430F	959	1,145

Specify the surface type (5, 6). Specify the edge (N, 1, 2). Specify the handle code (A, C, K, W, Z). Specify the accent color (A, S).

Left executive returns – low profile



1 pedestal on left with lock. 2 box drawers and 1 file drawer with suspension bar. Pencil tray. 1 grommet.

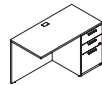
48 x 24 x 29 ³ / ₈	1200 x 600 x 744	M_N_ _ -UF2448R	1,201	1,398
42 x 24 x 29 ³ / ₈	1050 x 600 x 744	M_N_ _ -UF2442R	1,135	1,326
36 x 24 x 29 ³ / ₈	900 x 600 x 744	M_N_ _ -UF2436R	1,086	1,259
30 x 24 x 29 ³ / ₈	750 x 600 x 744	M_N_ _ -UF2430R	1,031	1,201

Specify the surface type (1, 2). Edge N. Specify the handle code (A, C, K, W, Z). Specify the accent color (A, S).

48 x 24 x 29 ³ / ₈	1200 x 600 x 757	M_ _ _ -UF2448R	1,321	1,549
42 x 24 x 29 ³ / ₈	1050 x 600 x 757	M_ _ _ -UF2442R	1,259	1,471
36 x 24 x 29 ³ / ₈	900 x 600 x 757	M_ _ _ -UF2436R	1,212	1,415
30 x 24 x 29 ³ / ₈	750 x 600 x 757	M_ _ _ -UF2430R	1,150	1,351

Specify the surface type (5, 6). Specify the edge (N, 1, 2). Specify the handle code (A, C, K, W, Z). Specify the accent color (A, S).

Right executive returns – low profile



1 pedestal on right with lock. 2 box drawers and 1 file drawer with suspension bar. Pencil tray. 1 grommet.

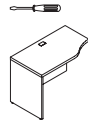
48 x 24 x 29 ³ / ₈	1200 x 600 x 744	M_N_ _ -R2448UF	1,201	1,398
42 x 24 x 29 ³ / ₈	1050 x 600 x 744	M_N_ _ -R2442UF	1,135	1,326
36 x 24 x 29 ³ / ₈	900 x 600 x 744	M_N_ _ -R2436UF	1,086	1,259
30 x 24 x 29 ³ / ₈	750 x 600 x 744	M_N_ _ -R2430UF	1,031	1,201

Specify the surface type (1, 2). Edge N. Specify the handle code (A, C, K, W, Z). Specify the accent color (A, S).

48 x 24 x 29 ³ / ₈	1200 x 600 x 757	M_ _ _ -R2448UF	1,321	1,549
42 x 24 x 29 ³ / ₈	1050 x 600 x 757	M_ _ _ -R2442UF	1,259	1,471
36 x 24 x 29 ³ / ₈	900 x 600 x 757	M_ _ _ -R2436UF	1,212	1,415
30 x 24 x 29 ³ / ₈	750 x 600 x 757	M_ _ _ -R2430UF	1,150	1,351

Specify the surface type (5, 6). Specify the edge (N, 1, 2). Specify the handle code (A, C, K, W, Z). Specify the accent color (A, S).

Left asymmetrical return shells – 24" D



Can accommodate 1 pedestal. 1 grommet.

48 x 24 x 29 ³ / ₈	1200 x 600 x 744	M_NN_ -S244818R	592	699
42 x 24 x 29 ³ / ₈	1050 x 600 x 744	M_NN_ -S244218R	573	682
36 x 24 x 29 ³ / ₈	900 x 600 x 744	M_NN_ -S243618R	542	651

Specify the surface type (1, 2). Edge N. Specify the accent color (A, S).

48 x 24 x 29 ³ / ₈	1200 x 600 x 757	M_N_ _ -S244818R	753	899
42 x 24 x 29 ³ / ₈	1050 x 600 x 757	M_N_ _ -S244218R	718	856
36 x 24 x 29 ³ / ₈	900 x 600 x 757	M_N_ _ -S243618R	670	802

Specify the surface type (5, 6). Specify the edge (N, 1, 2). Specify the accent color (A, S).

Right asymmetrical return shells – 24" D



Can accommodate 1 pedestal. 1 grommet.

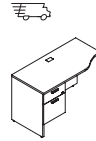
48 x 24 x 29 ³ / ₈	1200 x 600 x 744	M_NN_ -R184824S	592	699
42 x 24 x 29 ³ / ₈	1050 x 600 x 744	M_NN_ -R184224S	573	682
36 x 24 x 29 ³ / ₈	900 x 600 x 744	M_NN_ -R183624S	542	651

Specify the surface type (1, 2). Edge N. Specify the accent color (A, S).

48 x 24 x 29 ³ / ₈	1200 x 600 x 757	M_N_ _ -R184824S	753	899
42 x 24 x 29 ³ / ₈	1050 x 600 x 757	M_N_ _ -R184224S	718	856
36 x 24 x 29 ³ / ₈	900 x 600 x 757	M_N_ _ -R183624S	670	802

Specify the surface type (5, 6). Specify the edge (N, 1, 2). Specify the accent color (A, S).

Left asymmetrical executive returns



1 pedestal on left with lock. 1 box drawer and 1 file drawer with suspension bar. Pencil tray. 1 grommet.

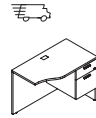
48 x 24 x 29 ³ / ₈	1200 x 600 x 744	M_N_ _ -F244818R	1,025	1,223
42 x 24 x 29 ³ / ₈	1050 x 600 x 744	M_N_ _ -F244218R	964	1,150
36 x 24 x 29 ³ / ₈	900 x 600 x 744	M_N_ _ -F243618R	911	1,092

Specify the surface type (1, 2). Edge N. Specify the handle code (A, C, K, W, Z). Specify the accent color (A, S).

48 x 24 x 29 ³ / ₈	1200 x 600 x 757	M_ _ _ -F244818R	1,145	1,374
42 x 24 x 29 ³ / ₈	1050 x 600 x 757	M_ _ _ -F244218R	1,092	1,300
36 x 24 x 29 ³ / ₈	900 x 600 x 757	M_ _ _ -F243618R	1,036	1,242

Specify the surface type (5, 6). Specify the edge (N, 1, 2). Specify the handle code (A, C, K, W, Z). Specify the accent color (A, S).

Right asymmetrical executive returns



1 pedestal on right with lock. 1 box drawer and 1 file drawer with suspension bar. Pencil tray. 1 grommet.

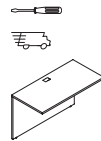
48 x 24 x 29 ³ / ₈	1200 x 600 x 744	M_N_ _ -R184824F	1,025	1,223
42 x 24 x 29 ³ / ₈	1050 x 600 x 744	M_N_ _ -R184224F	964	1,150
36 x 24 x 29 ³ / ₈	900 x 600 x 744	M_N_ _ -R183624F	911	1,092

Specify the surface type (1, 2). Edge N. Specify the handle code (A, C, K, W, Z). Specify the accent color (A, S).

48 x 24 x 29 ³ / ₈	1200 x 600 x 757	M_ _ _ -R184824F	1,145	1,374
42 x 24 x 29 ³ / ₈	1050 x 600 x 757	M_ _ _ -R184224F	1,092	1,300
36 x 24 x 29 ³ / ₈	900 x 600 x 757	M_ _ _ -R183624F	1,036	1,242

Specify the surface type (5, 6). Specify the edge (N, 1, 2). Specify the handle code (A, C, K, W, Z). Specify the accent color (A, S).

Bridge-returns



Full-height modesty panel. 1 grommet.

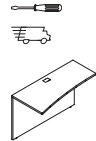
48 x 24 x 29 ³ / ₈	1200 x 600 x 744	M_NN_ -BR2448	458	555
42 x 24 x 29 ³ / ₈	1050 x 600 x 744	M_NN_ -BR2442	427	513
36 x 24 x 29 ³ / ₈	900 x 600 x 744	M_NN_ -BR2436	404	483
48 x 18 x 29 ³ / ₈	1200 x 450 x 744	M_NN_ -BR1848	356	433
42 x 18 x 29 ³ / ₈	1050 x 450 x 744	M_NN_ -BR1842	337	410
36 x 18 x 29 ³ / ₈	900 x 450 x 744	M_NN_ -BR1836	320	387

Specify the surface type (1, 2). Edge N. Specify the accent color (A, S).

48 x 24 x 29 ³ / ₈	1200 x 600 x 757	M_N_ _ -BR2448	562	670
42 x 24 x 29 ³ / ₈	1050 x 600 x 757	M_N_ _ -BR2442	530	639
36 x 24 x 29 ³ / ₈	900 x 600 x 757	M_N_ _ -BR2436	506	615
48 x 18 x 29 ³ / ₈	1200 x 450 x 757	M_N_ _ -BR1848	421	506
42 x 18 x 29 ³ / ₈	1050 x 450 x 757	M_N_ _ -BR1842	404	483
36 x 18 x 29 ³ / ₈	900 x 450 x 757	M_N_ _ -BR1836	381	464

Specify the surface type (5, 6). Specify the edge (N, 1, 2). Specify the accent color (A, S).

Left asymmetrical bridge-returns



Full-height modesty panel. 1 grommet.

48 x 24 x 29 ³ / ₈	1200 x 600 x 744	M_NN_ -BR244818	519	628
42 x 24 x 29 ³ / ₈	1050 x 600 x 744	M_NN_ -BR244218	488	592

Specify the surface type (1, 2). Edge N. Specify the accent color (A, S).

48 x 24 x 29 ³ / ₈	1200 x 600 x 757	M_N_ _ -BR244818	621	748
42 x 24 x 29 ³ / ₈	1050 x 600 x 757	M_N_ _ -BR244218	597	718

Specify the surface type (5, 6). Specify the edge (N, 1, 2). Specify the accent color (A, S).

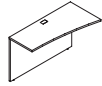


All Laminate (\$)
HPL Surfaces (\$)



All Laminate (\$)
HPL Surfaces (\$)

Right asymmetrical bridge-returns



Full-height modesty panel. 1 grommet.

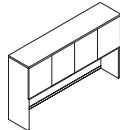
W x D x H (in)	W x D x H (mm)	Code	All Laminate (\$)	HPL Surfaces (\$)
48 x 24 x 29 3/8	1200 x 600 x 744	M_NN_-BR184824	519	628
42 x 24 x 29 3/8	1050 x 600 x 744	M_NN_-BR184224	488	592

Specify the surface type (1, 2). Edge N. Specify the accent color (A, S).

48 x 24 x 29 3/8	1200 x 600 x 757	M_N_-BR184824	621	748
42 x 24 x 29 3/8	1050 x 600 x 757	M_N_-BR184224	597	718

Specify the surface type (5, 6). Specify the edge (N, 1, 2). Specify the accent color (A, S).

Hutches with laminate doors – 44" H



72" to 60": 4 doors
54" to 48": 3 doors

Clearance: 20 1/2" (521 mm). Adjustable shelves. 1 grommet. Full-width wire access. Can accommodate a tackboard, refer to page 36.

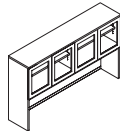
72 x 16 x 44	1800 x 400 x 1099	M1NN_-E724416P	1,415	N/A
66 x 16 x 44	1650 x 400 x 1099	M1NN_-E664416P	1,356	N/A
60 x 16 x 44	1500 x 400 x 1099	M1NN_-E604416P	1,295	N/A
54 x 16 x 44	1350 x 400 x 1099	M1NN_-E544416P	1,228	N/A
48 x 16 x 44	1200 x 400 x 1099	M1NN_-E484416P	1,170	N/A

Edge N. Specify the accent color (A, S). To be used with 1" surfaces.

72 x 16 x 44	1800 x 400 x 1099	M5_N_-E724416P	1,556	N/A
66 x 16 x 44	1650 x 400 x 1099	M5_N_-E664416P	1,483	N/A
60 x 16 x 44	1500 x 400 x 1099	M5_N_-E604416P	1,429	N/A
54 x 16 x 44	1350 x 400 x 1099	M5_N_-E544416P	1,362	N/A
48 x 16 x 44	1200 x 400 x 1099	M5_N_-E484416P	1,278	N/A

Specify the edge (N, 1, 2). Specify the accent color (A, S). To be used with 1 1/2" surfaces.

Hutches with translucent doors – 44" H



72" to 60": 4 doors
54" to 48": 3 doors

Door insert option, change T to: X Matrix, add \$483 (72"-60"); X Matrix, add \$362 (54"-48").

Clearance: 20 1/2" (521 mm). Adjustable shelves. 1 grommet. Full-width wire access. Can accommodate a tackboard, refer to page 36.

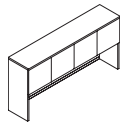
72 x 16 x 44	1800 x 400 x 1099	M1NNS-E724416T	2,044	N/A
66 x 16 x 44	1650 x 400 x 1099	M1NNS-E664416T	1,983	N/A
60 x 16 x 44	1500 x 400 x 1099	M1NNS-E604416T	1,923	N/A
54 x 16 x 44	1350 x 400 x 1099	M1NNS-E544416T	1,699	N/A
48 x 16 x 44	1200 x 400 x 1099	M1NNS-E484416T	1,639	N/A

Edge N. To be used with 1" surfaces.

72 x 16 x 44	1800 x 400 x 1099	M5_NS-E724416T	2,182	N/A
66 x 16 x 44	1650 x 400 x 1099	M5_NS-E664416T	2,109	N/A
60 x 16 x 44	1500 x 400 x 1099	M5_NS-E604416T	2,055	N/A
54 x 16 x 44	1350 x 400 x 1099	M5_NS-E544416T	1,832	N/A
48 x 16 x 44	1200 x 400 x 1099	M5_NS-E484416T	1,748	N/A

Specify the edge (N, 1, 2). Accent color S. To be used with 1 1/2" surfaces.

Hutches with laminate doors – 36" H



72" to 60": 4 doors
54" to 48": 3 doors

Clearance: 17" (432 mm). 1 grommet. Full-width wire access. Can accommodate a tackboard, refer to page 36.

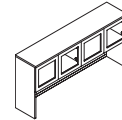
72 x 16 x 36	1800 x 400 x 900	M1NN_-E723616P	1,290	N/A
66 x 16 x 36	1650 x 400 x 900	M1NN_-E663616P	1,228	N/A
60 x 16 x 36	1500 x 400 x 900	M1NN_-E603616P	1,170	N/A
54 x 16 x 36	1350 x 400 x 900	M1NN_-E543616P	1,103	N/A
48 x 16 x 36	1200 x 400 x 900	M1NN_-E483616P	1,049	N/A

Edge N. Specify the accent color (A, S). To be used with 1" surfaces.

72 x 16 x 36	1800 x 400 x 900	M5_N_-E723616P	1,429	N/A
66 x 16 x 36	1650 x 400 x 900	M5_N_-E663616P	1,362	N/A
60 x 16 x 36	1500 x 400 x 900	M5_N_-E603616P	1,300	N/A
54 x 16 x 36	1350 x 400 x 900	M5_N_-E543616P	1,237	N/A
48 x 16 x 36	1200 x 400 x 900	M5_N_-E483616P	1,150	N/A

Specify the edge (N, 1, 2). Specify the accent color (A, S). To be used with 1 1/2" surfaces.

Hutches with translucent doors – 36" H



72" to 60": 4 doors
54" to 48": 3 doors

Door insert option, change T to: X Matrix, add \$483 (72"-60"); X Matrix, add \$362 (54"-48").

Clearance: 17" (432 mm). 1 grommet. Full-width wire access. Can accommodate a tackboard, refer to page 36.

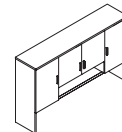
72 x 16 x 36	1800 x 400 x 900	M1NNS-E723616T	1,918	N/A
66 x 16 x 36	1650 x 400 x 900	M1NNS-E663616T	1,856	N/A
60 x 16 x 36	1500 x 400 x 900	M1NNS-E603616T	1,796	N/A
54 x 16 x 36	1350 x 400 x 900	M1NNS-E543616T	1,574	N/A
48 x 16 x 36	1200 x 400 x 900	M1NNS-E483616T	1,518	N/A

Edge N. Accent color S. To be used with 1" surfaces.

72 x 16 x 36	1800 x 400 x 1099	M5_NS-E723616T	2,055	N/A
66 x 16 x 36	1650 x 400 x 1099	M5_NS-E663616T	1,990	N/A
60 x 16 x 36	1500 x 400 x 1099	M5_NS-E603616T	1,928	N/A
54 x 16 x 36	1350 x 400 x 1099	M5_NS-E543616T	1,706	N/A
48 x 16 x 36	1200 x 400 x 1099	M5_NS-E483616T	1,621	N/A

Specify the edge (N, 1, 2). Accent color S. To be used with 1 1/2" surfaces.

Hutches with laminate doors – low profile



Clearance: 13 5/8" - 22 13/16" (346 mm - 579 mm). 1 adjustable shelf on each low profile side. 1 grommet. Full-width wire access. Can accommodate a LGC-LE25. Tackboard not available.

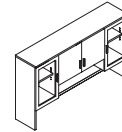
72 x 16 x 44	1800 x 400 x 1099	M1N_-EL724416P	1,748	N/A
--------------	-------------------	----------------	-------	-----

Edge N. Specify the handle code (A, C, K, W, Z). Specify the accent color (A, S). To be used with 1" surfaces.

72 x 16 x 44	1800 x 400 x 1099	M5_-EL724416P	1,888	N/A
--------------	-------------------	---------------	-------	-----

Specify the edge (N, 1, 2). Specify the handle code (A, C, K, W, Z). Specify the accent color (A, S). To be used with 1 1/2" surfaces.

Hutches with translucent doors – low profile



Door insert option, change T to: X Matrix, add \$362.

Clearance: 13 5/8" - 22 13/16" (346 mm - 579 mm). 1 adjustable shelf on each low profile side. 1 grommet. Full-width wire access. Can accommodate a LGC-LE25. Tackboard not available.

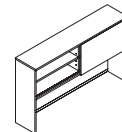
72 x 16 x 44	1800 x 400 x 1099	M1N_S-EL724416T	2,146	N/A
--------------	-------------------	-----------------	-------	-----

Edge N. Accent color S. Specify the handle code (A, C, K, W, Z). To be used with 1" surfaces.

72 x 16 x 44	1800 x 400 x 1099	M5_S-EL724416T	2,290	N/A
--------------	-------------------	----------------	-------	-----

Specify the edge (N, 1, 2). Accent color S. Specify the handle code (A, C, K, W, Z). To be used with 1 1/2" surfaces.

Hutches with laminate sliding door – 44" H



Sliding door covers half of the storage. Clearance: 20 1/2" (521 mm). Adjustable shelves. 1 grommet. Full-width wire access. Can accommodate a tackboard, refer to page 36.

72 x 16 x 44	1800 x 400 x 1099	M1NN_-EC724416P	1,693	N/A
66 x 16 x 44	1650 x 400 x 1099	M1NN_-EC664416P	1,628	N/A
60 x 16 x 44	1500 x 400 x 1099	M1NN_-EC604416P	1,561	N/A
54 x 16 x 44	1350 x 400 x 1099	M1NN_-EC544416P	1,502	N/A
48 x 16 x 44	1200 x 400 x 1099	M1NN_-EC484416P	1,429	N/A

Edge N. Specify the accent color (A, S). To be used with 1" surfaces.

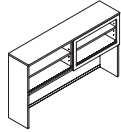
72 x 16 x 44	1800 x 400 x 1099	M5_N_-EC724416P	1,856	N/A
66 x 16 x 44	1650 x 400 x 1099	M5_N_-EC664416P	1,785	N/A
60 x 16 x 44	1500 x 400 x 1099	M5_N_-EC604416P	1,724	N/A
54 x 16 x 44	1350 x 400 x 1099	M5_N_-EC544416P	1,658	N/A
48 x 16 x 44	1200 x 400 x 1099	M5_N_-EC484416P	1,585	N/A

Specify the edge (N, 1, 2). Specify the accent color (A, S). To be used with 1 1/2" surfaces.



All Laminate (\$)
HPL Surfaces (\$)

Hutches with translucent sliding door – 44" H



Door insert option, change T to: X Matrix, add \$362.

Sliding door covers half of the storage. Clearance: 20½" (521 mm). Adjustable shelves. 1 grommet. Full-width wire access. Can accommodate a tackboard, refer to page 36.

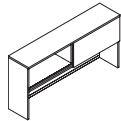
W x D x H (in)	W x D x H (mm)	Code	All Laminate (\$)	HPL Surfaces (\$)
72 x 16 x 44	1800 x 400 x 1099	M1NNS-EC724416T	2,069	N/A
66 x 16 x 44	1650 x 400 x 1099	M1NNS-EC664416T	2,008	N/A
60 x 16 x 44	1500 x 400 x 1099	M1NNS-EC604416T	1,934	N/A
54 x 16 x 44	1350 x 400 x 1099	M1NNS-EC544416T	1,873	N/A
48 x 16 x 44	1200 x 400 x 1099	M1NNS-EC484416T	1,809	N/A

Edge N. Accent color S. To be used with 1" surfaces.

72 x 16 x 44	1800 x 400 x 1099	M5_NS-EC724416T	2,230	N/A
66 x 16 x 44	1650 x 400 x 1099	M5_NS-EC664416T	2,164	N/A
60 x 16 x 44	1500 x 400 x 1099	M5_NS-EC604416T	2,098	N/A
54 x 16 x 44	1350 x 400 x 1099	M5_NS-EC544416T	2,031	N/A
48 x 16 x 44	1200 x 400 x 1099	M5_NS-EC484416T	1,965	N/A

Specify the edge (N, 1, 2). Accent color S. To be used with 1½" surfaces.

Hutches with laminate sliding door – 36" H



Sliding door covers half of the storage. Clearance: 17" (432 mm). 1 grommet. Full-width wire access. Can accommodate a tackboard, refer to page 36.

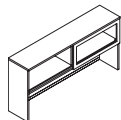
W x D x H (in)	W x D x H (mm)	Code	All Laminate (\$)	HPL Surfaces (\$)
72 x 16 x 36	1800 x 400 x 900	M1NN-EC723616P	1,567	N/A
66 x 16 x 36	1650 x 400 x 900	M1NN-EC663616P	1,507	N/A
60 x 16 x 36	1500 x 400 x 900	M1NN-EC603616P	1,435	N/A
54 x 16 x 36	1350 x 400 x 900	M1NN-EC543616P	1,374	N/A
48 x 16 x 36	1200 x 400 x 900	M1NN-EC483616P	1,300	N/A

Edge N. Specify the accent color (A, S). To be used with 1" surfaces.

72 x 16 x 36	1800 x 400 x 900	M5_N-EC723616P	1,730	N/A
66 x 16 x 36	1650 x 400 x 900	M5_N-EC663616P	1,664	N/A
60 x 16 x 36	1500 x 400 x 900	M5_N-EC603616P	1,597	N/A
54 x 16 x 36	1350 x 400 x 900	M5_N-EC543616P	1,531	N/A
48 x 16 x 36	1200 x 400 x 900	M5_N-EC483616P	1,458	N/A

Specify the edge (N, 1, 2). Specify the accent color (A, S). To be used with 1½" surfaces.

Hutches with translucent sliding door – 36" H



Door insert option, change T to: X Matrix, add \$362.

Sliding door covers half of the storage. Clearance: 17" (432 mm). 1 grommet. Full-width wire access. Can accommodate a tackboard, refer to page 36.

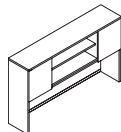
W x D x H (in)	W x D x H (mm)	Code	All Laminate (\$)	HPL Surfaces (\$)
72 x 16 x 36	1800 x 400 x 900	M1NNS-EC723616T	1,940	N/A
66 x 16 x 36	1650 x 400 x 900	M1NNS-EC663616T	1,880	N/A
60 x 16 x 36	1500 x 400 x 900	M1NNS-EC603616T	1,814	N/A
54 x 16 x 36	1350 x 400 x 900	M1NNS-EC543616T	1,748	N/A
48 x 16 x 36	1200 x 400 x 900	M1NNS-EC483616T	1,682	N/A

Edge N. Accent color S. To be used with 1" surfaces.

72 x 16 x 36	1800 x 400 x 900	M5_NS-EC723616T	2,104	N/A
66 x 16 x 36	1650 x 400 x 900	M5_NS-EC663616T	2,037	N/A
60 x 16 x 36	1500 x 400 x 900	M5_NS-EC603616T	1,977	N/A
54 x 16 x 36	1350 x 400 x 900	M5_NS-EC543616T	1,904	N/A
48 x 16 x 36	1200 x 400 x 900	M5_NS-EC483616T	1,840	N/A

Specify the edge (N, 1, 2). Accent color S. To be used with 1½" surfaces.

Hutches with laminate doors, opened center – 44" H



Clearance: 20½" (513 mm). Adjustable shelves. 1 grommet. Full-width wire access. Can accommodate a tackboard, refer to page 36.

W x D x H (in)	W x D x H (mm)	Code	All Laminate (\$)	HPL Surfaces (\$)
72 x 16 x 44	1800 x 400 x 1099	M1NN-ED724416P	1,356	N/A
66 x 16 x 44	1650 x 400 x 1099	M1NN-ED664416P	1,290	N/A
60 x 16 x 44	1500 x 400 x 1099	M1NN-ED604416P	1,237	N/A
54 x 16 x 44	1350 x 400 x 1099	M1NN-ED544416P	1,165	N/A
48 x 16 x 44	1200 x 400 x 1099	M1NN-ED484416P	1,109	N/A

Edge N. Specify the accent color (A, S). To be used with 1" surfaces.



All Laminate (\$)
HPL Surfaces (\$)

Hutches with laminate doors, opened center – 44" H (cont'd)

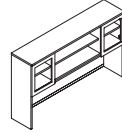


Door insert option, change T to: X Matrix, add \$241.

W x D x H (in)	W x D x H (mm)	Code	All Laminate (\$)	HPL Surfaces (\$)
72 x 16 x 44	1800 x 400 x 1099	M5_N-ED724416P	1,496	N/A
66 x 16 x 44	1650 x 400 x 1099	M5_N-ED664416P	1,424	N/A
60 x 16 x 44	1500 x 400 x 1099	M5_N-ED604416P	1,368	N/A
54 x 16 x 44	1350 x 400 x 1099	M5_N-ED544416P	1,295	N/A
48 x 16 x 44	1200 x 400 x 1099	M5_N-ED484416P	1,217	N/A

Specify the edge (N, 1, 2). Specify the accent color (A, S). To be used with 1½" surfaces.

Hutches with translucent doors, opened center – 44" H



Door insert option, change T to: X Matrix, add \$241.

Clearance: 20½" (513 mm). Adjustable shelves. 1 grommet. Full-width wire access. Can accommodate a tackboard, refer to page 36.

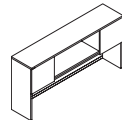
W x D x H (in)	W x D x H (mm)	Code	All Laminate (\$)	HPL Surfaces (\$)
72 x 16 x 44	1800 x 400 x 1099	M1NNS-ED724416T	1,658	N/A
66 x 16 x 44	1650 x 400 x 1099	M1NNS-ED664416T	1,591	N/A
60 x 16 x 44	1500 x 400 x 1099	M1NNS-ED604416T	1,538	N/A
54 x 16 x 44	1350 x 400 x 1099	M1NNS-ED544416T	1,465	N/A
48 x 16 x 44	1200 x 400 x 1099	M1NNS-ED484416T	1,409	N/A

Edge N. Accent color S. To be used with 1" surfaces.

72 x 16 x 44	1800 x 400 x 1099	M5_NS-ED724416T	1,796	N/A
66 x 16 x 44	1650 x 400 x 1099	M5_NS-ED664416T	1,724	N/A
60 x 16 x 44	1500 x 400 x 1099	M5_NS-ED604416T	1,669	N/A
54 x 16 x 44	1350 x 400 x 1099	M5_NS-ED544416T	1,597	N/A
48 x 16 x 44	1200 x 400 x 1099	M5_NS-ED484416T	1,518	N/A

Specify the edge (N, 1, 2). Accent color S. To be used with 1½" surfaces.

Hutches with laminate doors, opened center – 36" H



Door insert option, change T to: X Matrix, add \$241.

Clearance: 17" (432 mm). 1 grommet. Full-width wire access. Can accommodate a tackboard, refer to page 36.

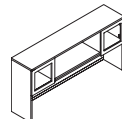
W x D x H (in)	W x D x H (mm)	Code	All Laminate (\$)	HPL Surfaces (\$)
72 x 16 x 36	1800 x 400 x 900	M1NN-ED723616P	1,228	N/A
66 x 16 x 36	1650 x 400 x 900	M1NN-ED663616P	1,165	N/A
60 x 16 x 36	1500 x 400 x 900	M1NN-ED603616P	1,109	N/A
54 x 16 x 36	1350 x 400 x 900	M1NN-ED543616P	1,043	N/A
48 x 16 x 36	1200 x 400 x 900	M1NN-ED483616P	984	N/A

Edge N. Specify the accent color (A, S). To be used with 1" surfaces.

72 x 16 x 36	1800 x 400 x 900	M5_N-ED723616P	1,368	N/A
66 x 16 x 36	1650 x 400 x 900	M5_N-ED663616P	1,295	N/A
60 x 16 x 36	1500 x 400 x 900	M5_N-ED603616P	1,242	N/A
54 x 16 x 36	1350 x 400 x 900	M5_N-ED543616P	1,170	N/A
48 x 16 x 36	1200 x 400 x 900	M5_N-ED483616P	1,092	N/A

Specify the edge (N, 1, 2). Specify the accent color (A, S). To be used with 1½" surfaces.

Hutches with translucent doors, opened center – 36" H



Door insert option, change T to: X Matrix, add \$241.

Clearance: 17" (432 mm). 1 grommet. Full-width wire access. Can accommodate a tackboard, refer to page 36.

W x D x H (in)	W x D x H (mm)	Code	All Laminate (\$)	HPL Surfaces (\$)
72 x 16 x 36	1800 x 400 x 900	M1NNS-ED723616T	1,531	N/A
66 x 16 x 36	1650 x 400 x 900	M1NNS-ED663616T	1,465	N/A
60 x 16 x 36	1500 x 400 x 900	M1NNS-ED603616T	1,409	N/A
54 x 16 x 36	1350 x 400 x 900	M1NNS-ED543616T	1,345	N/A
48 x 16 x 36	1200 x 400 x 900	M1NNS-ED483616T	1,284	N/A

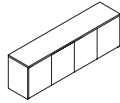
Edge N. Accent color S. To be used with 1" surfaces.

72 x 16 x 36	1800 x 400 x 900	M5_NS-ED723616T	1,669	N/A
66 x 16 x 36	1650 x 400 x 900	M5_NS-ED663616T	1,597	N/A
60 x 16 x 36	1500 x 400 x 900	M5_NS-ED603616T	1,543	N/A
54 x 16 x 36	1350 x 400 x 900	M5_NS-ED543616T	1,471	N/A
48 x 16 x 36	1200 x 400 x 900	M5_NS-ED483616T	1,393	N/A

Specify the edge (N, 1, 2). Accent color S. To be used with 1½" surfaces.

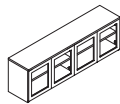


	W x D x H (in)	W x D x H (mm)	Code	All Laminate (\$)	HPL Surfaces (\$)
Wall-mounted hutches with laminate doors – 22" H					
<i>Adjustable shelves. Hanger bar included for wall-mount installation. Can accommodate a tackboard, refer to page 36.</i>					
	72 x 16 x 22	1800 x 400 x 567	M1NNN-EM722216P	1,356	N/A
	66 x 16 x 22	1650 x 400 x 567	M1NNN-EM662216P	1,290	N/A
	60 x 16 x 22	1500 x 400 x 567	M1NNN-EM602216P	1,237	N/A
	54 x 16 x 22	1350 x 400 x 567	M1NNN-EM542216P	1,165	N/A
	48 x 16 x 22	1200 x 400 x 567	M1NNN-EM482216P	1,109	N/A
Edge N. To be used with 1" surfaces.					
	72 x 16 x 22	1800 x 400 x 567	M5_NN-EM722216P	1,496	N/A
	66 x 16 x 22	1650 x 400 x 567	M5_NN-EM662216P	1,424	N/A
	60 x 16 x 22	1500 x 400 x 567	M5_NN-EM602216P	1,368	N/A
	54 x 16 x 22	1350 x 400 x 567	M5_NN-EM542216P	1,295	N/A
	48 x 16 x 22	1200 x 400 x 567	M5_NN-EM482216P	1,217	N/A
Specify the edge (N, 1, 2). To be used with 1½" surfaces.					



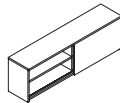
72" to 60": 4 doors
54" to 48": 3 doors

	W x D x H (in)	W x D x H (mm)	Code	All Laminate (\$)	HPL Surfaces (\$)
Wall-mounted hutches with translucent doors – 22" H					
<i>Adjustable shelves. Hanger bar included for wall-mount installation. Can accommodate a tackboard, refer to page 36.</i>					
	72 x 16 x 22	1800 x 400 x 567	M1NNS-EM722216T	1,959	N/A
	66 x 16 x 22	1650 x 400 x 567	M1NNS-EM662216T	1,893	N/A
	60 x 16 x 22	1500 x 400 x 567	M1NNS-EM602216T	1,840	N/A
	54 x 16 x 22	1350 x 400 x 567	M1NNS-EM542216T	1,616	N/A
	48 x 16 x 22	1200 x 400 x 567	M1NNS-EM482216T	1,561	N/A
Edge N. Accent color S. To be used with 1" surfaces.					
	72 x 16 x 22	1800 x 400 x 567	M5_NS-EM722216T	2,098	N/A
	66 x 16 x 22	1650 x 400 x 567	M5_NS-EM662216T	2,025	N/A
	60 x 16 x 22	1500 x 400 x 567	M5_NS-EM602216T	1,971	N/A
	54 x 16 x 22	1350 x 400 x 567	M5_NS-EM542216T	1,748	N/A
	48 x 16 x 22	1200 x 400 x 567	M5_NS-EM482216T	1,669	N/A
Specify the edge (N, 1, 2). Accent color S. To be used with 1½" surfaces.					

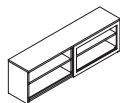


Door insert option, change T to: X Matrix. 72" to 60": 4 doors X Matrix, add \$483; 54" to 48": 3 doors X Matrix, add \$362.

	W x D x H (in)	W x D x H (mm)	Code	All Laminate (\$)	HPL Surfaces (\$)
Wall-mounted hutches with laminate sliding door – 22" H					
<i>Adjustable shelves. Hanger bar included for wall-mount installation. Can accommodate a tackboard, refer to page 36.</i>					
	72 x 16 x 22	1800 x 400 x 567	M1NNN-EMC722216P	1,628	N/A
	66 x 16 x 22	1650 x 400 x 567	M1NNN-EMC662216P	1,567	N/A
	60 x 16 x 22	1500 x 400 x 567	M1NNN-EMC602216P	1,512	N/A
	54 x 16 x 22	1350 x 400 x 567	M1NNN-EMC542216P	1,440	N/A
	48 x 16 x 22	1200 x 400 x 567	M1NNN-EMC482216P	1,387	N/A
Edge N. To be used with 1" surfaces.					
	72 x 16 x 22	1800 x 400 x 567	M5_NN-EMC722216P	1,766	N/A
	66 x 16 x 22	1650 x 400 x 567	M5_NN-EMC662216P	1,699	N/A
	60 x 16 x 22	1500 x 400 x 567	M5_NN-EMC602216P	1,639	N/A
	54 x 16 x 22	1350 x 400 x 567	M5_NN-EMC542216P	1,574	N/A
	48 x 16 x 22	1200 x 400 x 567	M5_NN-EMC482216P	1,496	N/A
Specify the edge (N, 1, 2). To be used with 1½" surfaces.					



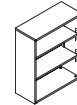
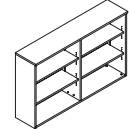
	W x D x H (in)	W x D x H (mm)	Code	All Laminate (\$)	HPL Surfaces (\$)
Wall-mounted hutches with translucent sliding door – 22" H					
<i>Adjustable shelves. Hanger bar included for wall-mount installation. Can accommodate a tackboard, refer to page 36.</i>					
	72 x 16 x 22	1800 x 400 x 567	M1NNS-EMC722216T	1,990	N/A
	66 x 16 x 22	1650 x 400 x 567	M1NNS-EMC662216T	1,928	N/A
	60 x 16 x 22	1500 x 400 x 567	M1NNS-EMC602216T	1,873	N/A
	54 x 16 x 22	1350 x 400 x 567	M1NNS-EMC542216T	1,802	N/A
	48 x 16 x 22	1200 x 400 x 567	M1NNS-EMC482216T	1,748	N/A
Edge N. Accent color S. To be used with 1" surfaces.					



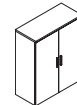
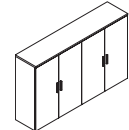
Door insert option, change T to: X Matrix, add \$362.

	W x D x H (in)	W x D x H (mm)	Code	All Laminate (\$)	HPL Surfaces (\$)
Wall-mounted hutches with translucent sliding door – 22" H (cont'd)					
	72 x 16 x 22	1800 x 400 x 567	M5_NS-EMC722216T	2,129	N/A
	66 x 16 x 22	1650 x 400 x 567	M5_NS-EMC662216T	2,061	N/A
	60 x 16 x 22	1500 x 400 x 567	M5_NS-EMC602216T	2,001	N/A
	54 x 16 x 22	1350 x 400 x 567	M5_NS-EMC542216T	1,934	N/A
	48 x 16 x 22	1200 x 400 x 567	M5_NS-EMC482216T	1,856	N/A
Specify the edge (N, 1, 2). Accent color S. To be used with 1½" surfaces.					
Open bookcase hutches – 44" H					
<i>Adjustable shelves. Can accommodate a tackboard, refer to page 36.</i>					
	72 x 16 x 44	1800 x 400 x 1099	M1NNN-EB724416	1,170	N/A
	36 x 16 x 44	900 x 400 x 1099	M1NNN-EB364416	748	N/A
Edge N. To be used with 1" surfaces.					
	72 x 16 x 44	1800 x 400 x 1099	M5_NN-EB724416	1,300	N/A
	36 x 16 x 44	900 x 400 x 1099	M5_NN-EB364416	808	N/A
Specify the edge (N, 1, 2). To be used with 1½" surfaces.					

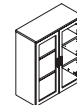
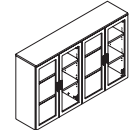
Open bookcase hutches – 44" H



Bookcase hutches with doors – 44" H



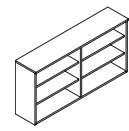
Bookcase hutches with translucent doors – 44" H



Door insert option, change T to: X Matrix, add \$964 for EB724416X; add \$483 for EB364416X.

	W x D x H (in)	W x D x H (mm)	Code	All Laminate (\$)	HPL Surfaces (\$)
Open bookcase hutches – 36" H					
<i>Adjustable shelves. Can accommodate a tackboard, refer to page 36.</i>					
	72 x 16 x 36	1800 x 400 x 900	M1NNN-EB723616	1,056	N/A
	36 x 16 x 36	900 x 400 x 900	M1NNN-EB363616	670	N/A
Edge N. To be used with 1" surfaces.					
	72 x 16 x 36	1800 x 400 x 900	M5_NN-EB723616	1,170	N/A
	36 x 16 x 36	900 x 400 x 900	M5_NN-EB363616	729	N/A
Specify the edge (N, 1, 2). To be used with 1½" surfaces.					

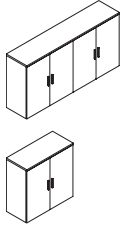
Open bookcase hutches – 36" H





All Laminate (\$)
HPL Surfaces (\$)

Bookcase hutches with laminate doors – 36" H



Adjustable shelves. Can accommodate a tackboard, refer to page 36.

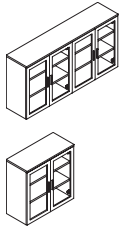
W x D x H (in)	W x D x H (mm)	Code	All Laminate (\$)	HPL Surfaces (\$)
72 x 16 x 36	1800 x 400 x 900	M1N__-EB723616P	1,556	N/A
36 x 16 x 36	900 x 400 x 900	M1N__-EB363616P	922	N/A

Edge N. Specify the handle code (A, C, K, W, Z). To be used with 1" surfaces.

72 x 16 x 36	1800 x 400 x 900	M5___-EB723616P	1,669	N/A
36 x 16 x 36	900 x 400 x 900	M5___-EB363616P	984	N/A

Specify the edge (N, 1, 2). Specify the handle code (A, C, K, W, Z). To be used with 1½" surfaces.

Bookcase hutches with translucent doors – 36" H



Adjustable shelves. Can accommodate a tackboard, refer to page 36.

W x D x H (in)	W x D x H (mm)	Code	All Laminate (\$)	HPL Surfaces (\$)
72 x 16 x 36	1800 x 400 x 900	M1N_S-EB723616T	2,521	N/A
36 x 16 x 36	900 x 400 x 900	M1N_S-EB363616T	1,404	N/A

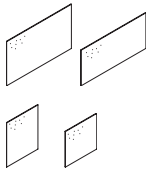
Edge N. Accent color S. Specify the handle code (A, C, K, W, Z). To be used with 1" surfaces.

72 x 16 x 36	1800 x 400 x 900	M5N_S-EB723616T	2,634	N/A
36 x 16 x 36	900 x 400 x 900	M5N_S-EB363616T	1,465	N/A

Specify the edge (N, 1, 2). Accent color S. Specify the handle code (A, C, K, W, Z). To be used with 1½" surfaces.

Door insert option, change T to: X Matrix, add \$964 for EB723616X; add \$483 for EB363616X.

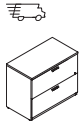
Tackboards



To be used on back of bookcase hutches. These prices are applicable for United Chair® Grade 1 and 2 fabrics. For other United Chair® grades add: Grade 3: 15%, Grade 4: 20%, Grade 5: 25%, Grade 6: 30%, Grade 7: 35%. For any other dimension, please contact the Quotations Department.

W x D x H (in)	W x D x H (mm)	Code	All Laminate (\$)	HPL Surfaces (\$)
70 x 1½ x 42	1740 x 13 x 1040	MNNNN-TK7042EB	567	N/A
70 x 1½ x 34	1740 x 13 x 840	MNNNN-TK7034EB	530	N/A
34 x 1½ x 42	840 x 13 x 1040	MNNNN-TK3442EB	372	N/A
34 x 1½ x 34	840 x 13 x 840	MNNNN-TK3434EB	343	N/A

Lateral file units



2 file drawers with suspension bars. Lock. Optional counterweight to meet BIFMA standards, refer to page 149.

W x D x H (in)	W x D x H (mm)	Code	All Laminate (\$)	HPL Surfaces (\$)
36 x 24 x 29¾	900 x 600 x 744	M_N_-2436LF	1,140	1,374
36 x 20 x 29¾	900 x 500 x 744	M_N_-2036LF	1,109	1,336

Specify the surface type (1, 2). Edge N. Specify the handle code (A, C, K, W, Z). Specify the accent color (A, S).

36 x 24 x 29¾	900 x 600 x 757	M____-2436LF	1,259	1,518
36 x 20 x 29¾	900 x 500 x 757	M____-2036LF	1,223	1,465

Specify the surface type (5, 6). Specify the edge (N, 1, 2). Specify the handle code (A, C, K, W, Z). Specify the accent color (A, S).

Open lateral file units



1 file drawer with suspension bar. Lock. Optional counterweight to meet BIFMA standards, refer to page 149.

W x D x H (in)	W x D x H (mm)	Code	All Laminate (\$)	HPL Surfaces (\$)
36 x 24 x 29¾	900 x 600 x 744	M_N_-SLF2436	880	1,061
36 x 20 x 29¾	900 x 500 x 744	M_N_-SLF2036	844	1,013

Specify the surface type (1, 2). Edge N. Specify the handle code (A, C, K, W, Z). Specify the accent color (A, S).

36 x 24 x 29¾	900 x 600 x 757	M____-SLF2436	994	1,201
36 x 20 x 29¾	900 x 500 x 757	M____-SLF2036	959	1,145

Specify the surface type (5, 6). Specify the edge (N, 1, 2). Specify the handle code (A, C, K, W, Z). Specify the accent color (A, S).



All Laminate (\$)
HPL Surfaces (\$)

Bookcase units



Bookcase with doors and adjustable shelf.

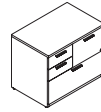
W x D x H (in)	W x D x H (mm)	Code	All Laminate (\$)	HPL Surfaces (\$)
36 x 24 x 29¾	900 x 600 x 744	M_N_-2436B	984	1,186
36 x 20 x 29¾	900 x 500 x 744	M_N_-2036B	934	1,127

Specify the surface type (1, 2). Edge N. Specify the handle code (A, C, K, W, Z). Specify the accent color (A, S).

36 x 24 x 29¾	900 x 600 x 757	M____-2436B	1,109	1,336
36 x 20 x 29¾	900 x 500 x 757	M____-2036B	1,066	1,278

Specify the surface type (5, 6). Specify the edge (N, 1, 2). Specify the handle code (A, C, K, W, Z). Specify the accent color (A, S).

Combined pedestals



2 box drawers on left, 2 file drawers with suspension bars. Lock. Pencil tray. Optional counterweight to meet BIFMA standards, refer to page 149.

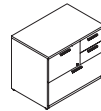
W x D x H (in)	W x D x H (mm)	Code	All Laminate (\$)	HPL Surfaces (\$)
36 x 24 x 29	900 x 600 x 744	M_N_-2436CO	1,440	1,549
30 x 24 x 29	750 x 600 x 744	M_N_-2430CO	1,398	1,507
36 x 20 x 29	900 x 500 x 744	M_N_-2036CO	1,398	1,507
30 x 20 x 29	750 x 500 x 744	M_N_-2030CO	1,362	1,465

Specify the surface type (1, 2). Edge N. Specify the handle code (A, C, K, W, Z). Specify the accent color (A, S).

36 x 24 x 29½	900 x 600 x 757	M____-2436CO	1,585	1,706
30 x 24 x 29½	750 x 600 x 757	M____-2430CO	1,538	1,653
36 x 20 x 29½	900 x 500 x 757	M____-2036CO	1,538	1,653
30 x 20 x 29½	750 x 500 x 757	M____-2030CO	1,502	1,604

Specify the surface type (5, 6). Specify the edge (N, 1, 2). Specify the handle code (A, C, K, W, Z). Specify the accent color (A, S).

Combined pedestals



2 box drawers on right, 2 file drawers with suspension bars. Lock. Pencil tray. Optional counterweight to meet BIFMA standards, refer to page 149.

W x D x H (in)	W x D x H (mm)	Code	All Laminate (\$)	HPL Surfaces (\$)
36 x 24 x 29	900 x 600 x 744	M_N_-C02436	1,440	1,549
30 x 24 x 29	750 x 600 x 744	M_N_-C02430	1,398	1,507
36 x 20 x 29	900 x 500 x 744	M_N_-C02036	1,398	1,507
30 x 20 x 29	750 x 500 x 744	M_N_-C02030	1,362	1,465

Specify the surface type (1, 2). Edge N. Specify the handle code (A, C, K, W, Z). Specify the accent color (A, S).

36 x 24 x 29½	900 x 600 x 757	M____-C02436	1,585	1,706
30 x 24 x 29½	750 x 600 x 757	M____-C02430	1,538	1,653
36 x 20 x 29½	900 x 500 x 757	M____-C02036	1,538	1,653
30 x 20 x 29½	750 x 500 x 757	M____-C02030	1,502	1,604

Specify the surface type (5, 6). Specify the edge (N, 1, 2). Specify the handle code (A, C, K, W, Z). Specify the accent color (A, S).

Modular lateral files



2 file drawers with suspension bars. Lock. Must be installed under a work surface. 1 tone only.

W x D x H (in)	W x D x H (mm)	Code	All Laminate (\$)	HPL Surfaces (\$)
36 x 18 x 28	900 x 466 x 719	MNN_-1836LFL	1,080	N/A
30 x 18 x 28	750 x 466 x 719	MNN_-1830LFL	1,049	N/A

Specify the handle code (A, C, K, W, Z). Specify the accent color (A, S).

Modular combined pedestals



2 box drawers on left, 2 file drawers with suspension bars. Lock. Pencil tray. Must be installed under a work surface. 1 tone only.

W x D x H (in)	W x D x H (mm)	Code	All Laminate (\$)	HPL Surfaces (\$)
36 x 18 x 28	900 x 466 x 719	MNN_-1836COL	1,336	N/A
30 x 18 x 28	750 x 466 x 719	MNN_-1830COL	1,248	N/A

Specify the handle code (A, C, K, W, Z). Specify the accent color (A, S).

Modular combined pedestals



2 box drawers on right, 2 file drawers with suspension bars. Lock. Pencil tray. Must be installed under a work surface. 1 tone only.

W x D x H (in)	W x D x H (mm)	Code	All Laminate (\$)	HPL Surfaces (\$)
36 x 18 x 28	900 x 466 x 719	MNN_-C01836L	1,336	N/A
30 x 18 x 28	750 x 466 x 719	MNN_-C01830L	1,248	N/A

Specify the handle code (A, C, K, W, Z). Specify the accent color (A, S).



All Laminate (\$)
HPL Surfaces (\$)

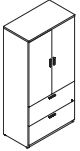
Modular bookcases with doors



W x D x H (in)	W x D x H (mm)	Code	All Laminate (\$)	HPL Surfaces (\$)
<i>1 adjustable shelf. Lock. Must be installed under a work surface. 1 tone only.</i>				
36 x 18 x 28	900 x 466 x 719	MNN_-1836BL	922	N/A
30 x 18 x 28	750 x 466 x 719	MNN_-1830BL	874	N/A

Specify the handle code (A, C, K, W, Z). Specify the accent color (A, S).

Storage / lateral file cabinets with laminate doors



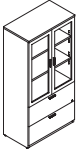
W x D x H (in)	W x D x H (mm)	Code	All Laminate (\$)	HPL Surfaces (\$)
<i>Bookcase with doors, 2 adjustable shelves. 2 file drawers with suspension bars. Lock on drawers.</i>				
36 x 24 x 73 3/8	900 x 600 x 1844	M1N_-243673LFB	2,091	N/A
36 x 20 x 73 3/8	900 x 500 x 1844	M1N_-203673LFB	1,893	N/A

Edge N. Specify the handle code (A, C, K, W, Z). Specify the accent color (A, S). To be used with 1" surfaces.

36 x 24 x 73 3/8	900 x 600 x 1856	M5_-243673LFB	2,345	N/A
36 x 20 x 73 3/8	900 x 500 x 1856	M5_-203673LFB	2,143	N/A

Specify the edge (N, 1, 2). Specify the handle code (A, C, K, W, Z). Specify the accent color (A, S). To be used with 1 1/2" surfaces.

Storage / lateral file cabinets with translucent doors



W x D x H (in)	W x D x H (mm)	Code	All Laminate (\$)	HPL Surfaces (\$)
<i>Bookcase with doors, 2 adjustable shelves. 2 file drawers with suspension bars. Lock on drawers.</i>				
36 x 24 x 73 3/8	900 x 600 x 1844	M1N_S-243673LFBT	2,573	N/A
36 x 20 x 73 3/8	900 x 500 x 1844	M1N_S-203673LFBT	2,376	N/A

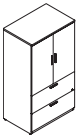
Edge N. Specify the handle code (A, C, K, W, Z). Accent color S. To be used with 1" surfaces.

36 x 24 x 73 3/8	900 x 600 x 1856	M5_S-243673LFBT	2,736	N/A
36 x 20 x 73 3/8	900 x 500 x 1856	M5_S-203673LFBT	2,543	N/A

Specify the edge (N, 1, 2). Specify the handle code (A, C, K, W, Z). Accent color S. To be used with 1 1/2" surfaces.

Door insert option, change T to: X Matrix, add \$602.

Storage / lateral file cabinets with laminate doors



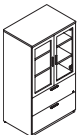
W x D x H (in)	W x D x H (mm)	Code	All Laminate (\$)	HPL Surfaces (\$)
<i>Bookcase with doors, 2 adjustable shelves. 2 file drawers with suspension bars. Lock on drawers.</i>				
36 x 24 x 65 3/8	900 x 600 x 1644	M1N_-243665LFB	2,020	N/A
36 x 20 x 65 3/8	900 x 500 x 1644	M1N_-203665LFB	1,819	N/A

Edge N. Specify the handle code (A, C, K, W, Z). Specify the accent color (A, S). To be used with 1" surfaces.

36 x 24 x 65 3/8	900 x 600 x 1657	M5_-243665LFB	2,182	N/A
36 x 20 x 65 3/8	900 x 500 x 1657	M5_-203665LFB	1,990	N/A

Specify the edge (N, 1, 2). Specify the handle code (A, C, K, W, Z). Specify the accent color (A, S). To be used with 1 1/2" surfaces.

Storage / lateral file cabinets with translucent doors



W x D x H (in)	W x D x H (mm)	Code	All Laminate (\$)	HPL Surfaces (\$)
<i>Bookcase with doors, 2 adjustable shelves. 2 file drawers with suspension bars. Lock on drawers.</i>				
36 x 24 x 65 3/8	900 x 600 x 1644	M1N_S-243665LFBT	2,521	N/A
36 x 20 x 65 3/8	900 x 500 x 1644	M1N_S-203665LFBT	2,320	N/A

Edge N. Specify the handle code (A, C, K, W, Z). Accent color S. To be used with 1" surfaces.

36 x 24 x 65 3/8	900 x 600 x 1657	M5_S-243665LFBT	2,682	N/A
36 x 20 x 65 3/8	900 x 500 x 1657	M5_S-203665LFBT	2,491	N/A

Specify the edge (N, 1, 2). Specify the handle code (A, C, K, W, Z). Accent color S. To be used with 1 1/2" surfaces.

Door insert option, change T to: X Matrix, add \$602.

Storage / lateral file cabinets with pigeonholes and laminate doors



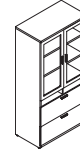
W x D x H (in)	W x D x H (mm)	Code	All Laminate (\$)	HPL Surfaces (\$)
<i>Bookcase with doors, 2 adjustable shelves. 2 pigeonholes. 2 file drawers with suspension bars. Lock on drawers.</i>				
36 x 24 x 73 3/8	900 x 600 x 1844	M1N_-243673LDB	2,218	N/A
36 x 20 x 73 3/8	900 x 500 x 1844	M1N_-203673LDB	2,020	N/A

Edge N. Specify the handle code (A, C, K, W, Z). Specify the accent color (A, S). To be used with 1" surfaces.

36 x 24 x 73 3/8	900 x 600 x 1856	M5_-243673LDB	2,382	N/A
36 x 20 x 73 3/8	900 x 500 x 1856	M5_-203673LDB	2,189	N/A

Specify the edge (N, 1, 2). Specify the handle code (A, C, K, W, Z). Specify the accent color (A, S). To be used with 1 1/2" surfaces.

Storage / lateral file cabinets with pigeonholes and translucent doors



W x D x H (in)	W x D x H (mm)	Code	All Laminate (\$)	HPL Surfaces (\$)
<i>Bookcase with doors, 2 adjustable shelves. 2 pigeonholes. 2 file drawers with suspension bars. Lock on drawers.</i>				
36 x 24 x 73 3/8	900 x 600 x 1844	M1N_S-243673LDBT	2,701	N/A
36 x 20 x 73 3/8	900 x 500 x 1844	M1N_S-203673LDBT	2,501	N/A

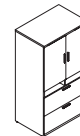
Edge N. Specify the handle code (A, C, K, W, Z). Accent color S. To be used with 1" surfaces.

36 x 24 x 73 3/8	900 x 600 x 1856	M5_S-243673LDBT	2,863	N/A
36 x 20 x 73 3/8	900 x 500 x 1856	M5_S-203673LDBT	2,672	N/A

Specify the edge (N, 1, 2). Specify the handle code (A, C, K, W, Z). Accent color S. To be used with 1 1/2" surfaces.

Door insert option, change T to: X Matrix, add \$602.

Storage / lateral file cabinets with pigeonholes and laminate doors



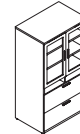
W x D x H (in)	W x D x H (mm)	Code	All Laminate (\$)	HPL Surfaces (\$)
<i>Bookcase with doors, 2 adjustable shelves. 2 pigeonholes. 2 file drawers with suspension bars. Lock on drawers.</i>				
36 x 24 x 65 3/8	900 x 600 x 1644	M1N_-243665LDB	2,146	N/A
36 x 20 x 65 3/8	900 x 500 x 1644	M1N_-203665LDB	1,940	N/A

Edge N. Specify the handle code (A, C, K, W, Z). Specify the accent color (A, S). To be used with 1" surfaces.

36 x 24 x 65 3/8	900 x 600 x 1657	M5_-243665LDB	2,310	N/A
36 x 20 x 65 3/8	900 x 500 x 1657	M5_-203665LDB	2,109	N/A

Specify the edge (N, 1, 2). Specify the handle code (A, C, K, W, Z). Specify the accent color (A, S). To be used with 1 1/2" surfaces.

Storage / lateral file cabinets with pigeonholes and translucent doors



W x D x H (in)	W x D x H (mm)	Code	All Laminate (\$)	HPL Surfaces (\$)
<i>Bookcase with doors, 2 adjustable shelves. 2 pigeonholes. 2 file drawers with suspension bars. Lock on drawers.</i>				
36 x 24 x 65 3/8	900 x 600 x 1644	M1N_S-243665LDBT	2,647	N/A
36 x 20 x 65 3/8	900 x 500 x 1644	M1N_S-203665LDBT	2,448	N/A

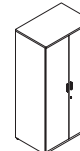
Edge N. Specify the handle code (A, C, K, W, Z). Accent color S. To be used with 1" surfaces.

36 x 24 x 65 3/8	900 x 600 x 1657	M5_S-243665LDBT	2,808	N/A
36 x 20 x 65 3/8	900 x 500 x 1657	M5_S-203665LDBT	2,616	N/A

Specify the edge (N, 1, 2). Specify the handle code (A, C, K, W, Z). Accent color S. To be used with 1 1/2" surfaces.

Door insert option, change T to: X Matrix, add \$602.

Storage cabinets with laminate doors



W x D x H (in)	W x D x H (mm)	Code	All Laminate (\$)	HPL Surfaces (\$)
<i>3 adjustable shelves. 1 full-width fixed shelf. Lock.</i>				
36 x 24 x 73 3/8	900 x 600 x 1844	M1N_-243673B	1,785	N/A
36 x 20 x 73 3/8	900 x 500 x 1844	M1N_-203673B	1,653	N/A

Edge N. Specify the handle code (A, C, K, W, Z). Specify the accent color (A, S). To be used with 1" surfaces.

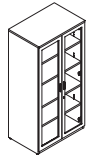
36 x 24 x 73 3/8	900 x 600 x 1856	M5_-243673B	1,971	N/A
36 x 20 x 73 3/8	900 x 500 x 1856	M5_-203673B	1,819	N/A

Specify the edge (N, 1, 2). Specify the handle code (A, C, K, W, Z). Specify the accent color (A, S). To be used with 1 1/2" surfaces.



All Laminate (\$) HPL Surfaces (\$)

Storage cabinets with translucent doors



Door insert option, change T to: X Matrix, add \$964.

W x D x H (in)	W x D x H (mm)	Code	All Laminate (\$)	HPL Surfaces (\$)
<i>3 adjustable shelves. 1 full-width fixed shelf. Lock.</i>				
36 x 24 x 73 ³ / ₈	900 x 600 x 1844	M1N_S-243673BT	2,749	N/A
36 x 20 x 73 ³ / ₈	900 x 500 x 1844	M1N_S-203673BT	2,616	N/A

Edge N. Specify the handle code (A, C, K, W, Z). Accent color S. To be used with 1" surfaces.

36 x 24 x 73 ³ / ₈	900 x 600 x 1856	M5_S-243673BT	2,935	N/A
36 x 20 x 73 ³ / ₈	900 x 500 x 1856	M5_S-203673BT	2,785	N/A

Specify the edge (N, 1, 2). Specify the handle code (A, C, K, W, Z). Accent color S. To be used with 1½" surfaces.

Storage cabinets with laminate doors



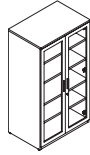
W x D x H (in)	W x D x H (mm)	Code	All Laminate (\$)	HPL Surfaces (\$)
<i>3 adjustable shelves. 1 full-width fixed shelf. Lock.</i>				
36 x 24 x 65 ³ / ₈	900 x 600 x 1644	M1N__-243665B	1,713	N/A
36 x 20 x 65 ³ / ₈	900 x 500 x 1644	M1N__-203665B	1,574	N/A

Edge N. Specify the handle code (A, C, K, W, Z). Specify the accent color (A, S). To be used with 1" surfaces.

36 x 24 x 65 ³ / ₈	900 x 600 x 1657	M5__-243665B	1,892	N/A
36 x 20 x 65 ³ / ₈	900 x 500 x 1657	M5__-203665B	1,742	N/A

Specify the edge (N, 1, 2). Specify the handle code (A, C, K, W, Z). Specify the accent color (A, S). To be used with 1½" surfaces.

Storage cabinets with translucent doors



Door insert option, change T to: X Matrix, add \$964.

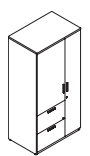
W x D x H (in)	W x D x H (mm)	Code	All Laminate (\$)	HPL Surfaces (\$)
<i>3 adjustable shelves. 1 full-width fixed shelf. Lock.</i>				
36 x 24 x 65 ³ / ₈	900 x 600 x 1644	M1N_S-243665BT	2,713	N/A
36 x 20 x 65 ³ / ₈	900 x 500 x 1644	M1N_S-203665BT	2,573	N/A

Edge N. Specify the handle code (A, C, K, W, Z). Accent color S. To be used with 1" surfaces.

36 x 24 x 65 ³ / ₈	900 x 600 x 1657	M5_S-243665BT	2,893	N/A
36 x 20 x 65 ³ / ₈	900 x 500 x 1657	M5_S-203665BT	2,749	N/A

Specify the edge (N, 1, 2). Specify the handle code (A, C, K, W, Z). Accent color S. To be used with 1½" surfaces.

Combined storage cabinets with laminate doors



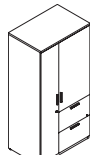
W x D x H (in)	W x D x H (mm)	Code	All Laminate (\$)	HPL Surfaces (\$)
<i>2 file drawers with suspension bars. Clothes hanger bar and 1 fixed shelf on wardrobe side (10¾" - 275 mm). 2 adjustable shelves. Lock on drawers and on full-height door.</i>				
36 x 24 x 73 ³ / ₈	900 x 600 x 1844	M1N__-243673FFB	2,833	N/A
36 x 20 x 73 ³ / ₈	900 x 500 x 1844	M1N__-203673FFB	2,707	N/A
36 x 24 x 65 ³ / ₈	900 x 600 x 1644	M1N__-243665FFB	2,761	N/A
36 x 20 x 65 ³ / ₈	900 x 500 x 1644	M1N__-203665FFB	2,634	N/A

Edge N. Specify the handle code (A, C, K, W, Z). Specify the accent color (A, S). To be used with 1" surfaces.

36 x 24 x 73 ³ / ₈	900 x 600 x 1856	M5__-243673FFB	3,098	N/A
36 x 20 x 73 ³ / ₈	900 x 500 x 1856	M5__-203673FFB	2,971	N/A
36 x 24 x 65 ³ / ₈	900 x 600 x 1657	M5__-243665FFB	3,020	N/A
36 x 20 x 65 ³ / ₈	900 x 500 x 1657	M5__-203665FFB	2,893	N/A

Specify the edge (N, 1, 2). Specify the handle code (A, C, K, W, Z). Specify the accent color (A, S). To be used with 1½" surfaces.

Combined storage cabinets with laminate doors



W x D x H (in)	W x D x H (mm)	Code	All Laminate (\$)	HPL Surfaces (\$)
<i>2 file drawers with suspension bars. Clothes hanger bar and 1 fixed shelf on wardrobe side (10¾" - 275 mm). 2 adjustable shelves. Lock on drawers and on full-height door.</i>				
36 x 24 x 73 ³ / ₈	900 x 600 x 1844	M1N__-243673BFF	2,833	N/A
36 x 20 x 73 ³ / ₈	900 x 500 x 1844	M1N__-203673BFF	2,707	N/A
36 x 24 x 65 ³ / ₈	900 x 600 x 1644	M1N__-243665BFF	2,761	N/A
36 x 20 x 65 ³ / ₈	900 x 500 x 1644	M1N__-203665BFF	2,634	N/A

Edge N. Specify the handle code (A, C, K, W, Z). Specify the accent color (A, S). To be used with 1" surfaces.



All Laminate (\$) HPL Surfaces (\$)

Combined storage cabinets with laminate doors (cont'd)

W x D x H (in)	W x D x H (mm)	Code	All Laminate (\$)	HPL Surfaces (\$)
36 x 24 x 73 ³ / ₈	900 x 600 x 1856	M5__-243673BFF	3,098	N/A
36 x 20 x 73 ³ / ₈	900 x 500 x 1856	M5__-203673BFF	2,971	N/A
36 x 24 x 65 ³ / ₈	900 x 600 x 1657	M5__-243665BFF	3,020	N/A
36 x 20 x 65 ³ / ₈	900 x 500 x 1657	M5__-203665BFF	2,893	N/A

Specify the edge (N, 1, 2). Specify the handle code (A, C, K, W, Z). Specify the accent color (A, S). To be used with 1½" surfaces.

Combined storage cabinets with translucent doors



Door insert option, change T to: X Matrix, add \$723.

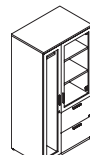
W x D x H (in)	W x D x H (mm)	Code	All Laminate (\$)	HPL Surfaces (\$)
<i>2 file drawers with suspension bars. Clothes hanger bar and 1 fixed shelf on wardrobe side (10¾" - 275 mm). 2 adjustable shelves. Lock on drawers and on full-height door.</i>				
36 x 24 x 73 ³ / ₈	900 x 600 x 1844	M1N_S-243673FFBT	3,587	N/A
36 x 20 x 73 ³ / ₈	900 x 500 x 1844	M1N_S-203673FFBT	3,460	N/A
36 x 24 x 65 ³ / ₈	900 x 600 x 1644	M1N_S-243665FFBT	3,508	N/A
36 x 20 x 65 ³ / ₈	900 x 500 x 1644	M1N_S-203665FFBT	3,386	N/A

Edge N. Specify the handle code (A, C, K, W, Z). Accent color S. To be used with 1" surfaces.

36 x 24 x 73 ³ / ₈	900 x 600 x 1856	M5__S-243673FFBT	3,852	N/A
36 x 20 x 73 ³ / ₈	900 x 500 x 1856	M5__S-203673FFBT	3,724	N/A
36 x 24 x 65 ³ / ₈	900 x 600 x 1657	M5__S-243665FFBT	3,774	N/A
36 x 20 x 65 ³ / ₈	900 x 500 x 1657	M5__S-203665FFBT	3,646	N/A

Specify the edge (N, 1, 2). Specify the handle code (A, C, K, W, Z). Accent color S. To be used with 1½" surfaces.

Combined storage cabinets with translucent doors



Door insert option, change T to: X Matrix, add \$723.

W x D x H (in)	W x D x H (mm)	Code	All Laminate (\$)	HPL Surfaces (\$)
<i>2 file drawers with suspension bars. Clothes hanger bar and 1 fixed shelf on wardrobe side (10¾" - 275 mm). 2 adjustable shelves. Lock on drawers and on full-height door.</i>				
36 x 24 x 73 ³ / ₈	900 x 600 x 1844	M1N_S-243673BFFT	3,587	N/A
36 x 20 x 73 ³ / ₈	900 x 500 x 1844	M1N_S-203673BFFT	3,460	N/A
36 x 24 x 65 ³ / ₈	900 x 600 x 1644	M1N_S-243665BFFT	3,508	N/A
36 x 20 x 65 ³ / ₈	900 x 500 x 1644	M1N_S-203665BFFT	3,386	N/A

Edge N. Specify the handle code (A, C, K, W, Z). Accent color S. To be used with 1" surfaces.


36 x 24 x 73 ³ / ₈	900 x 600 x 1856	M5__S-243673BFFT	3,852	N/A
36 x 20 x 73 ³ / ₈	900 x 500 x 1856	M5__S-203673BFFT	3,724	N/A
36 x 24 x 65 ³ / ₈	900 x 600 x 1657	M5__S-243665BFFT	3,774	N/A
36 x 20 x 65 ³ / ₈	900 x 500 x 1657	M5__S-203665BFFT	3,646	N/A

Specify the edge (N, 1, 2). Specify the handle code (A, C, K, W, Z). Accent color S. To be used with 1½" surfaces.

Wardrobe units



Open right (CR)



Open left (CL)

W x D x H (in)	W x D x H (mm)	Code	All Laminate (\$)	HPL Surfaces (\$)
<i>Clothes hanger bar and 1 fixed shelf. Lock.</i>				
18 x 24 x 73 ³ / ₈	450 x 600 x 1844	M1N__-241873C__	1,440	N/A
18 x 20 x 73 ³ / ₈	450 x 500 x 1844	M1N__-201873C__	1,295	N/A
18 x 24 x 65 ³ / ₈	450 x 600 x 1644	M1N__-241865C__	1,368	N/A
18 x 20 x 65 ³ / ₈	450 x 500 x 1644	M1N__-201865C__	1,223	N/A



Edge N. Specify the handle code (A, C, K, W, Z). Specify the accent color (A, S). Specify the opening at the end of the code: on right (R) or on left (L). To be used with 1" surfaces.


18 x 24 x 73 ³ / ₈	450 x 600 x 1856	M5__-241873C__	1,507	N/A
18 x 20 x 73 ³ / ₈	450 x 500 x 1856	M5__-201873C__	1,351	N/A
18 x 24 x 65 ³ / ₈	450 x 600 x 1657	M5__-241865C__	1,429	N/A
18 x 20 x 65 ³ / ₈	450 x 500 x 1657	M5__-201865C__	1,273	N/A


Specify the edge (N, 1, 2). Specify the handle code (A, C, K, W, Z). Specify the accent color (A, S). Specify the opening at the end of the code: on right (R) or on left (L). To be used with 1½" surfaces.

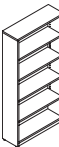
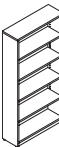



All Laminate (\$)
HPL Surfaces (\$)


	W x D x H (in)	W x D x H (mm)	Code	All Laminate (\$)	HPL Surfaces (\$)
Wardrobe units					
<i>Full-width clothes hanger bar and 1 fixed shelf. Lock.</i>					
	18 x 24 x 73 ⁷ / ₈	450 x 600 x 1844	M1N__-241873C_T	1,802	N/A
	18 x 20 x 73 ⁷ / ₈	450 x 500 x 1844	M1N__-201873C_T	1,658	N/A
	18 x 24 x 65 ⁷ / ₈	450 x 600 x 1644	M1N__-241865C_T	1,730	N/A
	18 x 20 x 65 ⁷ / ₈	450 x 500 x 1644	M1N__-201865C_T	1,585	N/A
Edge N. Specify the handle code (A, C, K, W, Z). Specify the accent color (A, S). Specify the opening at the end of the code: on right (R) or on left (L). To be used with 1" surfaces.					
	18 x 24 x 73 ⁷ / ₈	450 x 600 x 1856	M5__-241873C_T	1,868	N/A
	18 x 20 x 73 ⁷ / ₈	450 x 500 x 1856	M5__-201873C_T	1,713	N/A
	18 x 24 x 65 ⁷ / ₈	450 x 600 x 1657	M5__-241865C_T	1,790	N/A
	18 x 20 x 65 ⁷ / ₈	450 x 500 x 1657	M5__-201865C_T	1,633	N/A
Specify the edge (N, 1, 2). Specify the handle code (A, C, K, W, Z). Specify the accent color (A, S). Specify the opening at the end of the code: on right (R) or on left (L). To be used with 1½" surfaces.					
<i>Door insert option, specify at the end of the code: X Matrix, add \$362.</i>					


	W x D x H (in)	W x D x H (mm)	Code	All Laminate (\$)	HPL Surfaces (\$)
Personal storage tower – left					
<i>1 box drawer, 2 file drawers with suspension bars. Lock controls file drawers. Wardrobe with coat hanger bar. Pencil tray.</i>					
	24 x 24 x 49	600 x 600 x 1234	MNN__-PB242449	2,020	N/A
	Specify the handle code (A, C, K, W, Z). Specify the accent color (A, S).				


	W x D x H (in)	W x D x H (mm)	Code	All Laminate (\$)	HPL Surfaces (\$)
Personal storage tower – right					
<i>1 box drawer, 2 file drawers with suspension bars. Lock controls file drawers. Wardrobe with coat hanger bar. Pencil tray.</i>					
	24 x 24 x 49	600 x 600 x 1234	MNN__-P242449B	2,020	N/A
	Specify the handle code (A, C, K, W, Z). Specify the accent color (A, S).				


	W x D x H (in)	W x D x H (mm)	Code	All Laminate (\$)	HPL Surfaces (\$)
Open bookcases					
<i>4 adjustable shelves.</i>					
	36 x 14 x 73 ⁷ / ₈	900 x 350 x 1844	M1NNN-B367314	929	N/A
	36 x 14 x 65 ⁷ / ₈	900 x 350 x 1644	M1NNN-B366514	868	N/A
Edge N. To be used with 1" surfaces.					
<i>2 adjustable shelves.</i>					
	36 x 14 x 73 ⁷ / ₈	900 x 350 x 1856	M5_NN-B367314	1,031	N/A
	36 x 14 x 65 ⁷ / ₈	900 x 350 x 1697	M5_NN-B366514	964	N/A
Specify the edge (N, 1, 2). To be used with 1½" surfaces.					


	W x D x H (in)	W x D x H (mm)	Code	All Laminate (\$)	HPL Surfaces (\$)
Additional shelf					
<i>Additional shelf.</i>					
	36 x 13 x 1	846 x 325 x 25	MNNNN-TB3614.1E	126	N/A


	W x D x H (in)	W x D x H (mm)	Code	All Laminate (\$)	HPL Surfaces (\$)
Modular pedestals					
<i>2 box drawers, 1 file drawer with suspension bar. Pencil tray. Lock. Must be installed under a work surface. 1 tone only.</i>					
	15 x 24 x 28	388 x 598 x 719	MNN__-P1524UFL	953	N/A
	15 x 18 x 28	388 x 466 x 719	MNN__-P1518UFL	880	N/A
Specify the handle code (A, C, K, W, Z). Specify the accent color (A, S).					


	W x D x H (in)	W x D x H (mm)	Code	All Laminate (\$)	HPL Surfaces (\$)
Modular pedestals					
<i>2 file drawers with suspension bars. Lock. Must be installed under a work surface. 1 tone only.</i>					
	15 x 24 x 28	388 x 598 x 719	MNN__-P1524FFL	922	N/A
	15 x 18 x 28	388 x 466 x 719	MNN__-P1518FFL	825	N/A
Specify the handle code (A, C, K, W, Z). Specify the accent color (A, S).					


	W x D x H (in)	W x D x H (mm)	Code	All Laminate (\$)	HPL Surfaces (\$)
Modular pedestal – Laptop storage					
<i>1 box drawer with space/shelf to accommodate a laptop, 1 file drawer with suspension bar. Pencil tray. Lock. Must be installed under a work surface. 1 tone only.</i>					
	15 x 18 x 28	388 x 448 x 719	MNN__-P1518CUFL	959	N/A
	Specify the handle code (A, C, K, W, Z). Specify the accent color (A, S).				

	W x D x H (in)	W x D x H (mm)	Code	All Laminate (\$)	HPL Surfaces (\$)
Modular pedestal – Recycle bin storage					
<i>1 box drawer, 1 door with space to accommodate recycling box. Space available of 14" W x 16⁷/₈" D x 17³/₈" H (355 mm W x 429 mm D x 440 mm H). Pencil tray. Lock. Must be installed under a work surface. 1 tone only.</i>					
	18 x 18 x 28	448 x 448 x 719	MNN__-P1818URL	856	N/A
	Specify the handle code (A, C, K, W, Z). Specify the accent color (A, S).				


	W x D x H (in)	W x D x H (mm)	Code	All Laminate (\$)	HPL Surfaces (\$)
Hanging pedestal					
<i>1 box drawer and 1 file drawer with suspension bar. Pencil tray. Lock. Must be installed under a work surface. 1 tone only.</i>					
	15 x 17½ x 19	388 x 448 x 489	MNN__-F	729	N/A
	Specify the handle code (A, C, K, W, Z). Specify the accent color (A, S).				


	W x D x H (in)	W x D x H (mm)	Code	All Laminate (\$)	HPL Surfaces (\$)
Metal pedestal					
<i>2 box drawers, 1 file drawer with suspension bar. Pencil tray. Lock. Charcoal metal body and laminate drawer fronts. Lock. Must be installed under a work surface.</i>					
	15 x 22 x 28	372 x 554 x 713	MNN__-PM1522UFL	592	N/A
	Specify the handle code (A, C, K, W, Z). Specify the accent color (A, S).				


	W x D x H (in)	W x D x H (mm)	Code	All Laminate (\$)	HPL Surfaces (\$)
Metal pedestal					
<i>2 file drawers with suspension bars. Lock. Charcoal metal body and laminate drawer fronts. Must be installed under a work surface.</i>					
	15 x 22 x 28	372 x 554 x 713	MNN__-PM1522FFL	567	N/A
	Specify the handle code (A, C, K, W, Z). Specify the accent color (A, S).				


	W x D x H (in)	W x D x H (mm)	Code	All Laminate (\$)	HPL Surfaces (\$)
Hanging metal pedestal					
<i>1 box drawer and 1 file drawer with suspension bar. Pencil tray. Lock. Charcoal metal body and laminate drawer fronts. Must be installed under a work surface.</i>					
	15 x 22 x 28	372 x 554 x 713	MNN__-PM1522UFL	524	N/A
	Specify the handle code (A, C, K, W, Z). Specify the accent color (A, S).				


Item discontinued

	W x D x H (in)	W x D x H (mm)	Code	All Laminate (\$)	HPL Surfaces (\$)
Mobile pedestals					
<i>2 box drawers and 1 file drawer with suspension bar. Pencil tray. Brakes on front casters. Lock. Fits under a work surface. 1 tone only.</i>					
	15 x 23 x 27½	390 x 575 x 689	MNN__-MP1523UF	941	N/A
	15 x 18 x 27½	390 x 575 x 689	MNN__-MP1518UF	874	N/A
Specify the handle code (A, C, K, W, Z). Specify the accent color (A, S).					

	W x D x H (in)	W x D x H (mm)	Code	All Laminate (\$)	HPL Surfaces (\$)
Mobile pedestal					
<i>2 file drawers with suspension bars. Brakes on front casters. Lock. Fits under a work surface. 1 tone only.</i>					
	15 x 23 x 27½	390 x 575 x 689	MNN__-MP1523FF	892	N/A
	Specify the handle code (A, C, K, W, Z). Specify the accent color (A, S).				

	W x D x H (in)	W x D x H (mm)	Code	All Laminate (\$)	HPL Surfaces (\$)
Mobile pedestals					
<i>1 box drawer and 1 file drawer with suspension bar. Pencil tray. Brakes on front casters. Lock. Fits under a work surface. 1 tone only.</i>					
	15 x 23 x 20¾	390 x 575 x 527	MNN__-MP1523F	856	N/A
	15 x 18 x 20¾	390 x 450 x 527	MNN__-MP1518F	825	N/A
Specify the handle code (A, C, K, W, Z). Specify the accent color (A, S).					

	W x D x H (in)	W x D x H (mm)	Code	All Laminate (\$)	HPL Surfaces (\$)
Additional full-width legs					
<i>1 tone only. For AT, DT and CM tables.</i>					
	30 x 1 x 27½	748 x 25 x 698	MNNNN-L30	162	N/A
	24 x 1 x 27½	598 x 25 x 698	MNNNN-L24	151	N/A
	20 x 1 x 27½	498 x 25 x 698	MNNNN-L20	139	N/A

	W x D x H (in)	W x D x H (mm)	Code	All Laminate (\$)	HPL Surfaces (\$)
Additional recessed leg					
<i>1 tone only. For AT, DT and CM tables.</i>					
	13 x 1 x 27½	340 x 25 x 698	MNNNN-L12	126	N/A

SUGGESTIONS

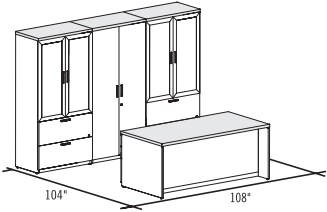
READY TO SHIP IN 5 DAYS!

Several suggested layouts, components and accessories identified by this pictogram are part of the **Lacasse quick delivery program**.

Please refer to page 3 for complete program details.



M _____-PLAN01



Plan shown in Morpheo Brochure:

M5NCS-PLAN01 **\$8,866**

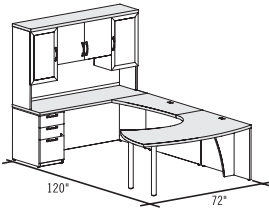
- 1 M5NCS-S3672UFM
- 2 M5NCS-203673LFBT
- 1 M5NCS-203673B

1½" thick laminate (5), Cubic pull (C), Silver accent (S), upper cabinets with Translucent doors (T).

Other option

Upper cabinet with laminate doors **\$7,902**

M _____-PLAN02



Plan shown in Morpheo Brochure:

QSM5N_S-PLAN02 **\$5,991**

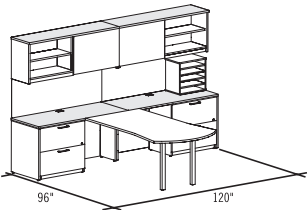
- 1 QSM5NVS-CT184872
- 1 QSM5NNS-BR244818
- 1 QSM5NKS-UF2472S
- 1 QSM5NKS-EL724416T

1½" thick laminate (5), Round legs (V), Classic pull (K), Silver accent (S), cabinet with Translucent doors (T).

Others options

Cabinet with laminate doors **\$5,734**

M _____-PLAN03



Plan shown in Morpheo Brochure:

M1N_S-PLAN03 **\$8,770**

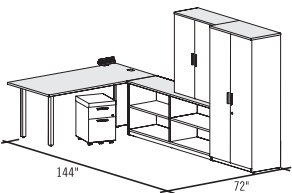
- 1 M1NQS-YS3672
- 2 M1NNS-DT2460B
- 2 MNNZS-1830LFL
- 2 M1N1NN-EMC602216P
- 2 LGC-TK6021M
- 1 LGC-DV1817

1" thick laminate (1), Square legs (Q), Straight pull (Z), Silver accent (S), cabinet with laminate doors.

Other option

Cabinet with translucent doors **\$9,494**

M _____-PLAN04



Plan shown in Morpheo Brochure:

M1N_S-PLAN04 **\$6,323**

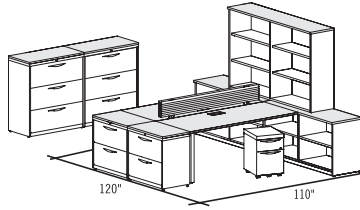
- 1 M1NQS-RT3672
- 1 M1N1NN-BE2072BE
- 1 MNNCS-MP1518F
- 1 LGC-CU1518
- 1 M1NCS-EB364416P
- 1 M1NCS-203673B
- 1 LGC-PCS

1" thick laminate (1), Square legs (Q), Cubic pull (C), Silver accent (S), cabinets with laminate doors.

Other option

Cabinets with translucent doors **\$7,770**

M _____-PLAN05



Plan shown in Morpheo Brochure:

M1N_S-PLAN05 **\$14,176**

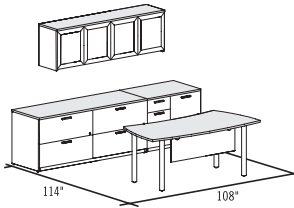
- 2 M1NQS-RS3072
- 2 M1N1NN-BE2060BE
- 2 MNNWS-MP1518F
- 2 LGC-CU1518
- 1 M1N1NN-EB724416
- 2 LPT-0230D
- 2 L1NN-T01830
- 2 LGC-SUPACS
- 2 LGC-RA66S
- 4 LGC-RPT11S
- 4 LGC-RVPT11S
- 1 LGC-PC
- 2 LPT-0336D
- 2 L1NN-T01836

1" thick laminate (1), Square legs (Q), Waterfall pull (W), Silver accent (S).

Other option

1½" thick laminate **\$15,092**

M _____-PLAN06



Plan shown in Morpheo Brochure:

M1N_S-PLAN06 **\$7,142**

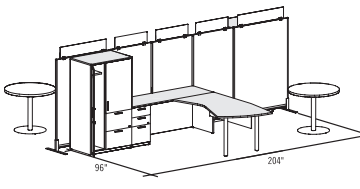
- 1 M1NVS-RBTT3672
- 1 M1NCS-LF2472LF
- 1 M1NCS-2436CO
- 1 M1NNS-EM722216T

1" thick laminate (1), Round legs (V), Cubic pull (C), Silver accent (S), upper cabinet with Translucent doors (T).

Other option

Cabinet with laminate doors **\$6,551**

M _____-PLAN07



Plan shown in Morpheo Brochure:

M1N_A-PLAN07 **\$16,935**

- 2 M1NQA-3672BGST
- 2 M1NCA-UF2472S
- 2 M1NCA-243665FFB
- 2 T5NA-R36
- 2 TNNA-DC22
- 3 PNNA-SFLX6536
- 3 PNNA-SAGX0830
- 2 PNNA-SFLX6548
- 2 PNNA-SAGX0842

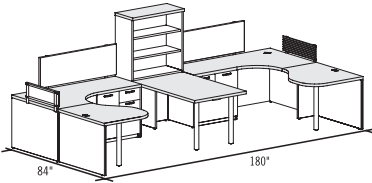
1" thick laminate (1), Square legs (Q), Cubic pull (C), Anthracite Grey accent (A), cabinet with laminate doors.

Other option

Cabinet with translucent doors **\$18,746**

SUGGESTIONS

M _ _ _ -PLAN08



Plan shown in Morpheo Brochure:

M5N_A-PLAN08 **\$11,633**

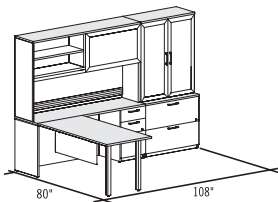
- 1 M5NNA-CM427224B
- 1 M5NNA-CM724224B
- 1 M5NVA-CE364224
- 1 M5NVA-CE244236
- 1 M5NVA-RT3672
- 1 MNNA-CO1830L
- 1 MNNA-1830COL
- 1 M5NNA-EB363616
- 2 LGC-SUPALA
- 2 LGC-TK5417A
- 2 LGC-SUPACA
- 2 LGC-RA30A
- 4 LGC-RPT11A
- 2 LGC-RVPT11A

1½" thick laminate (5), Round legs (V), Arcade pull (A), Anthracite Grey accent (A).

Other option

1" thick laminate **\$10,657**

M _ _ _ -PLAN09



Plan shown in Morpheo Brochure:

M1N_S-PLAN09 **\$8,169**

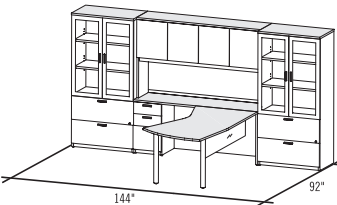
- 1 M1NQS-RST3060
- 1 M1NZS-S2072UF
- 1 M1NZS-EB364416T
- 1 M1NNS-EC724416T
- 1 M1NZS-2036LF
- 1 LGC-TK7015E
- 1 LGC-RA70ES
- 2 LGC-RPT11S
- 1 LGC-RVPT11S

1" thick laminate (1), Square legs (Q), Straight pull (Z), Silver accent (S), Translucent doors and modesty panel (T).

Other option

Cabinet with laminate doors **\$7,312**

M _ _ _ -PLAN10



Not shown in Morpheo Brochure:

QSM _ _ _ -PLAN10 **\$8,632**

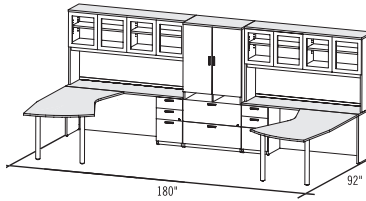
- 1 QSM1NV_-3672BGSM
- 1 QSM1N_-UF2072S
- 1 QSM1NN_-E724416P
- 2 QSM1N_-203673LFBT

1" thick laminate (1), Round legs (V), cabinets with Translucent doors (T), hutch with laminate doors.

Other option

1½" thick laminate **\$9,445**

M _ _ _ -PLAN11



Not shown in Morpheo Brochure:

QSM _ _ _ -PLAN11 **\$11,664**

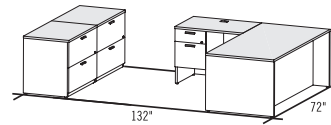
- 1 QSM1NV_-3672BGST
- 1 QSM1NV_-BGST3672
- 1 QSM1N_-UF2072S
- 1 QSM1N_-S2072UF
- 2 QSM1NNS-E724416T
- 1 QSM1N_-203673LDB

1" thick laminate (1), Round legs (V), cabinet with laminate doors and hutches with Translucent doors (T).

Other option

Cabinet with Translucent doors (T) **\$12,146**

M _ _ _ -PLAN12



Not shown in Morpheo Brochure:

QSM _ _ _ -PLAN12 **\$4,062**

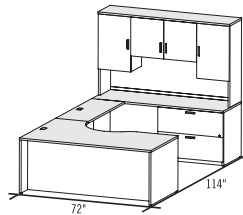
- 1 QSM1NN_-TDM3672
- 1 QSM1N_-F2436R
- 2 QSM1N_-2436LF

1" thick laminate (1).

Other option

1½" thick laminate **\$4,557**

M _ _ _ -PLAN13



Not shown in Morpheo Brochure:

QSM _ _ _ -PLAN13 **\$5,793**

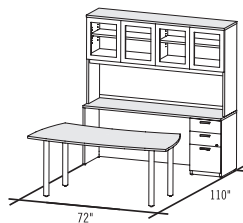
- 1 QSM1NN_-CDM724818
- 1 QSM1NN_-BR1842
- 1 QSM1N_-S2472LF
- 1 QSM1N_-EL724416P
- 1 QSMNN_-P1524UFL

1" thick laminate (1), laminate doors.

Other option

1½" thick laminate **\$6,365**

M _ _ _ -PLAN14



Not shown in Morpheo Brochure:

QSM _ _ _ -PLAN14 **\$4,532**

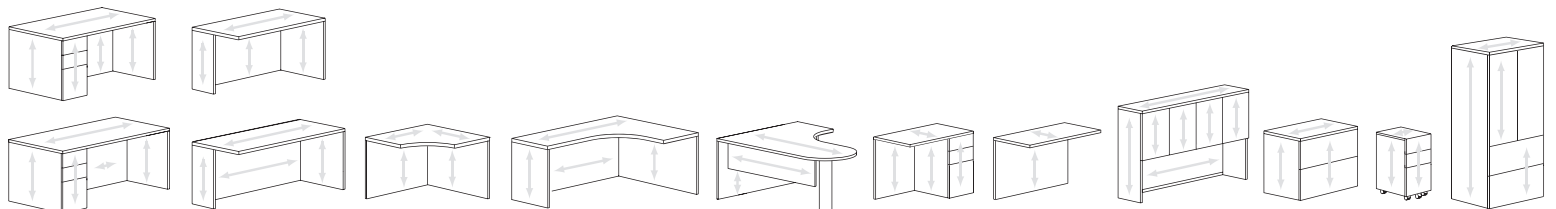
- 1 QSM1NV_-RBT3672
- 1 QSM1N_-S2072UF
- 1 QSM1NNS-E724416T

1" thick laminate (1), Round legs (V), Translucent doors (T).

Other option

1½" thick laminate **\$4,949**

TYPICAL WOOD GRAIN DIRECTION FOR MORPHEO:



OPTIONS




EDGE BANDING

Furniture with 1" (25 mm) thick tops

Furniture with 1½" (38 mm) thick tops

Edge - 1" (25 mm)

Edge - 1½" (38 mm)




Smooth, ⅛" (3 mm) thick edge.

The edge is **matched with the finish specified for the surface.**

HANDLES


A choice of metal handles or a linear thermoplastic pull is offered.



B – Curved




L – Linear



Z – Straight

ACCENT COLORS



S – Silver



A – Anthracite Grey

Exception: Furniture with doors or aluminum kickplate are available in Silver anodized aluminum only.

LEG PANEL OPTIONS FOR DT, AT, CM, ETC.

- A** Two full-width leg panels
- B** One full-width leg panel and one recessed
- C** Two recessed leg panels
- D** Two full-width leg panels, one with wiring access
- E** Two full-width leg panels with wiring access
- F** One full-width leg panel and one recessed with wiring access

MATERIALS

- **Thermofused laminate furniture:**
See prices shown in the "All Laminate" column. Surface material and thickness must be specified in the code.
- **Furniture with tops in high-pressure laminate, the rest in thermofused laminate:**
See prices shown in the "HPL Surfaces" column. Surface material and thickness must be specified in the code.

CODIFICATION

Series	Options		
	Thickness	Handles	Accent color
0	1 Thermofused laminate 1"	B Curved	A Anthracite Grey
	2 High-pressure laminate 1"	L Linear	S Silver
	5 Thermofused laminate 1½"	Z Straight	
	6 High-pressure laminate 1½"		

ELECTRIFICATION OF FREESTANDING FURNITURE

Electricom II System is fully compatible with Options collection to enable the electrification and communication of Options freestanding furniture. Refer to the Electricom II System section on page 143.

	W x D x H (in)	W x D x H (mm)	Code	All Laminate (\$)	HPL Surfaces (\$)
Bow front double pedestal desks	<i>2 pedestals with locks. 2 box drawers and 3 file drawers with suspension bars. Pencil tray. Recessed, full-height modesty panel. Full-width wire access.</i>				
	84 x 42 x 29	2100 x 1050 x 738	0 __-UF4284FFA	2,485	2,876
	72 x 42 x 29	1800 x 1050 x 738	0 __-UF4272FFA	2,345	2,742
	66 x 36 x 29	1650 x 900 x 738	0 __-UF3666FFA	2,284	2,677

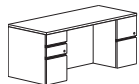


Specify the surface type (1, 2). Specify the handle code (B, L, Z).
Specify the accent color (A, S).

84 x 42 x 29½	2100 x 1050 x 751	0 __-UF4284FFA	2,742	3,140
72 x 42 x 29½	1800 x 1050 x 751	0 __-UF4272FFA	2,616	3,008
66 x 36 x 29½	1650 x 900 x 751	0 __-UF3666FFA	2,543	2,942

Specify the surface type (5, 6). Specify the handle code (B, L, Z).
Specify the accent color (A, S).

	W x D x H (in)	W x D x H (mm)	Code	All Laminate (\$)	HPL Surfaces (\$)
Double pedestal desks	<i>2 pedestals with locks. 2 box drawers and 3 file drawers with suspension bars. Pencil tray. Recessed, full-height modesty panel. Full-width wire access.</i>				
	84 x 36 x 29	2100 x 900 x 738	0 __-UF3684FF	2,206	2,538
	72 x 36 x 29	1800 x 900 x 738	0 __-UF3672FF	2,074	2,413
	72 x 30 x 29	1800 x 750 x 738	0 __-UF3072FF	2,008	2,340
	66 x 30 x 29	1650 x 750 x 738	0 __-UF3066FF	1,940	2,255
	60 x 30 x 29	1500 x 750 x 738	0 __-UF3060FF	1,873	2,176

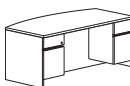


Specify the surface type (1, 2). Specify the handle code (B, L, Z).
Specify the accent color (A, S).

	W x D x H (in)	W x D x H (mm)	Code	All Laminate (\$)	HPL Surfaces (\$)
Double pedestal desks (cont'd)	84 x 36 x 29½	2100 x 900 x 751	0 __-UF3684FF	2,448	2,839
	72 x 36 x 29½	1800 x 900 x 751	0 __-UF3672FF	2,315	2,707
	72 x 30 x 29½	1800 x 750 x 751	0 __-UF3072FF	2,255	2,642
	66 x 30 x 29½	1650 x 750 x 751	0 __-UF3066FF	2,189	2,543
	60 x 30 x 29½	1500 x 750 x 751	0 __-UF3060FF	2,116	2,471

Specify the surface type (5, 6). Specify the handle code (B, L, Z).
Specify the accent color (A, S).

Bow front double pedestal desks



	W x D x H (in)	W x D x H (mm)	Code	All Laminate (\$)	HPL Surfaces (\$)
Bow front double pedestal desks	<i>2 pedestals with locks. 2 box drawers and 2 file drawers with suspension bars. Pencil tray. Recessed, full-height modesty panel. Full-width wire access.</i>				
	84 x 42 x 29	2100 x 1050 x 738	0 __-F4284FA	2,085	2,485
	72 x 42 x 29	1800 x 1050 x 738	0 __-F4272FA	1,954	2,345
66 x 36 x 29	1650 x 900 x 738	0 __-F3666FA	1,888	2,284	

Specify the surface type (1, 2). Specify the handle code (B, L, Z).
Specify the accent color (A, S).

84 x 42 x 29½	2100 x 1050 x 751	0 __-F4284FA	2,345	2,742
72 x 42 x 29½	1800 x 1050 x 751	0 __-F4272FA	2,218	2,616
66 x 36 x 29½	1650 x 900 x 751	0 __-F3666FA	2,152	2,543

Specify the surface type (5, 6). Specify the handle code (B, L, Z).
Specify the accent color (A, S).



W x D x H (in)	W x D x H (mm)	Code	All Laminate (\$)	HPL Surfaces (\$)
Double pedestal desks				
<i>2 pedestals with locks. 2 box drawers and 2 file drawers with suspension bar. Pencil tray. Recessed, full-height modesty panel. Full-width wire access.</i>				
84 x 36 x 29	2100 x 900 x 738	0___-F3684F	1,814	2,146
72 x 36 x 29	1800 x 900 x 738	0___-F3672F	1,676	2,013
72 x 30 x 29	1800 x 750 x 738	0___-F3072F	1,616	1,948
66 x 30 x 29	1650 x 750 x 738	0___-F3066F	1,543	1,856
60 x 30 x 29	1500 x 750 x 738	0___-F3060F	1,483	1,778
Specify the surface type (1, 2). Specify the handle code (B, L, Z). Specify the accent color (A, S).				
84 x 36 x 29½	2100 x 900 x 751	0___-F3684F	2,055	2,440
72 x 36 x 29½	1800 x 900 x 751	0___-F3672F	1,923	2,310
72 x 30 x 29½	1800 x 750 x 751	0___-F3072F	1,856	2,242
66 x 30 x 29½	1650 x 750 x 751	0___-F3066F	1,790	2,152
60 x 30 x 29½	1500 x 750 x 751	0___-F3060F	1,724	2,074
Specify the surface type (5, 6). Specify the handle code (B, L, Z). Specify the accent color (A, S).				

W x D x H (in)	W x D x H (mm)	Code	All Laminate (\$)	HPL Surfaces (\$)
Bow front single pedestal desks				
<i>1 pedestal on left with lock. 2 box drawers and 1 file drawer with suspension bar. Pencil tray. Recessed, full-height modesty panel. Full-width wire access.</i>				
72 x 42 x 29	1800 x 1050 x 738	0___-UF4272SA	1,832	2,194
Specify the surface type (1, 2). Specify the handle code (B, L, Z). Specify the accent color (A, S).				
72 x 42 x 29½	1800 x 1050 x 751	0___-UF4272SA	2,085	2,506
Specify the surface type (5, 6). Specify the handle code (B, L, Z). Specify the accent color (A, S).				

W x D x H (in)	W x D x H (mm)	Code	All Laminate (\$)	HPL Surfaces (\$)
Bow front single pedestal desks				
<i>1 pedestal on right with lock. 2 box drawers and 1 file drawer with suspension bar. Pencil tray. Recessed, full-height modesty panel. Full-width wire access.</i>				
72 x 42 x 29	1800 x 1050 x 738	0___-S4272UFA	1,832	2,194
Specify the surface type (1, 2). Specify the handle code (B, L, Z). Specify the accent color (A, S).				
72 x 42 x 29½	1800 x 1050 x 751	0___-S4272UFA	2,085	2,506
Specify the surface type (5, 6). Specify the handle code (B, L, Z). Specify the accent color (A, S).				

W x D x H (in)	W x D x H (mm)	Code	All Laminate (\$)	HPL Surfaces (\$)
Single pedestal desks				
<i>1 pedestal on left with lock. 2 box drawers and 1 file drawer with suspension bar. Pencil tray. Recessed, full-height modesty panel. Full-width wire access.</i>				
72 x 36 x 29	1800 x 900 x 738	0___-UF3672S	1,543	1,819
72 x 30 x 29	1800 x 750 x 738	0___-UF3072S	1,483	1,748
66 x 30 x 29	1650 x 750 x 738	0___-UF3066S	1,415	1,658
60 x 30 x 29	1500 x 750 x 738	0___-UF3060S	1,351	1,579
Specify the surface type (1, 2). Specify the handle code (B, L, Z). Specify the accent color (A, S).				
72 x 36 x 29½	1800 x 900 x 751	0___-UF3672S	1,766	2,080
72 x 30 x 29½	1800 x 750 x 751	0___-UF3072S	1,693	2,013
66 x 30 x 29½	1650 x 750 x 751	0___-UF3066S	1,633	1,923
60 x 30 x 29½	1500 x 750 x 751	0___-UF3060S	1,574	1,850
Specify the surface type (5, 6). Specify the handle code (B, L, Z). Specify the accent color (A, S).				

W x D x H (in)	W x D x H (mm)	Code	All Laminate (\$)	HPL Surfaces (\$)
Single pedestal desks				
<i>1 pedestal on right with lock. 2 box drawers and 1 file drawer with suspension bar. Pencil tray. Recessed, full-height modesty panel. Full-width wire access.</i>				
72 x 36 x 29	1800 x 900 x 738	0___-S3672UF	1,543	1,819
72 x 30 x 29	1800 x 750 x 738	0___-S3072UF	1,483	1,748
66 x 30 x 29	1650 x 750 x 738	0___-S3066UF	1,415	1,658
60 x 30 x 29	1500 x 750 x 738	0___-S3060UF	1,351	1,579
Specify the surface type (1, 2). Specify the handle code (B, L, Z). Specify the accent color (A, S).				
72 x 36 x 29½	1800 x 900 x 751	0___-S3672UF	1,766	2,080
72 x 30 x 29½	1800 x 750 x 751	0___-S3072UF	1,693	2,013
66 x 30 x 29½	1650 x 750 x 751	0___-S3066UF	1,633	1,923
60 x 30 x 29½	1500 x 750 x 751	0___-S3060UF	1,574	1,850
Specify the surface type (5, 6). Specify the handle code (B, L, Z). Specify the accent color (A, S).				

W x D x H (in)	W x D x H (mm)	Code	All Laminate (\$)	HPL Surfaces (\$)
Bow front single pedestal desks				
<i>1 pedestal on left with lock. 1 box drawer and 1 file drawer with suspension bar. Pencil tray. Recessed, full-height modesty panel. Full-width wire access.</i>				
72 x 42 x 29	1800 x 1050 x 738	0___-F4272SA	1,633	1,954
Specify the surface type (1, 2). Specify the handle code (B, L, Z). Specify the accent color (A, S).				
72 x 42 x 29½	1800 x 1050 x 751	0___-F4272SA	1,845	2,211
Specify the surface type (5, 6). Specify the handle code (B, L, Z). Specify the accent color (A, S).				

W x D x H (in)	W x D x H (mm)	Code	All Laminate (\$)	HPL Surfaces (\$)
Bow front single pedestal desks				
<i>1 pedestal on right with lock. 1 box drawer and 1 file drawer with suspension bar. Pencil tray. Recessed, full-height modesty panel. Full-width wire access.</i>				
72 x 42 x 29	1800 x 1050 x 738	0___-S4272FA	1,633	1,954
Specify the surface type (1, 2). Specify the handle code (B, L, Z). Specify the accent color (A, S).				
72 x 42 x 29½	1800 x 1050 x 751	0___-S4272FA	1,845	2,211
Specify the surface type (5, 6). Specify the handle code (B, L, Z). Specify the accent color (A, S).				

W x D x H (in)	W x D x H (mm)	Code	All Laminate (\$)	HPL Surfaces (\$)
Single pedestal desks				
<i>1 pedestal on left with lock. 1 box drawer and 1 file drawer with suspension bar. Pencil tray. Recessed, full-height modesty panel. Full-width wire access.</i>				
72 x 36 x 29	1800 x 900 x 738	0___-F3672S	1,351	1,621
72 x 30 x 29	1800 x 750 x 738	0___-F3072S	1,284	1,556
66 x 30 x 29	1650 x 750 x 738	0___-F3066S	1,217	1,458
60 x 30 x 29	1500 x 750 x 738	0___-F3060S	1,156	1,387
Specify the surface type (1, 2). Specify the handle code (B, L, Z). Specify the accent color (A, S).				
72 x 36 x 29½	1800 x 900 x 751	0___-F3672S	1,567	1,880
72 x 30 x 29½	1800 x 750 x 751	0___-F3072S	1,502	1,819
66 x 30 x 29½	1650 x 750 x 751	0___-F3066S	1,435	1,724
60 x 30 x 29½	1500 x 750 x 751	0___-F3060S	1,381	1,653
Specify the surface type (5, 6). Specify the handle code (B, L, Z). Specify the accent color (A, S).				

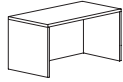
W x D x H (in)	W x D x H (mm)	Code	All Laminate (\$)	HPL Surfaces (\$)
Single pedestal desks				
<i>1 pedestal on right with lock. 1 box drawer and 1 file drawer with suspension bar. Pencil tray. Recessed, full-height modesty panel. Full-width wire access.</i>				
72 x 36 x 29	1800 x 900 x 738	0___-S3672F	1,351	1,621
72 x 30 x 29	1800 x 750 x 738	0___-S3072F	1,284	1,556
66 x 30 x 29	1650 x 750 x 738	0___-S3066F	1,217	1,458
60 x 30 x 29	1500 x 750 x 738	0___-S3060F	1,156	1,387
Specify the surface type (1, 2). Specify the handle code (B, L, Z). Specify the accent color (A, S).				



	W x D x H (in)	W x D x H (mm)	Code	All Laminate (\$)	HPL Surfaces (\$)
Single pedestal desks (cont'd)	72 x 36 x 29½	1800 x 900 x 751	O_ _ _ -S3672F	1,567	1,880
	72 x 30 x 29½	1800 x 750 x 751	O_ _ _ -S3072F	1,502	1,819
	66 x 30 x 29½	1650 x 750 x 751	O_ _ _ -S3066F	1,435	1,724
	60 x 30 x 29½	1500 x 750 x 751	O_ _ _ -S3060F	1,381	1,653

Specify the surface type (5, 6). Specify the handle code (B, L, Z).
Specify the accent color (A, S).

Desk shells



Recessed, full-height modesty panel. Full-width wire access. Can accommodate 1 or 2 pedestals.

72 x 36 x 29	1800 x 900 x 738	O_N_-TDM3672	885	1,242
72 x 30 x 29	1800 x 750 x 738	O_N_-TDM3072	825	1,165
66 x 30 x 29	1650 x 750 x 738	O_N_-TDM3066	789	1,103
60 x 30 x 29	1500 x 750 x 738	O_N_-TDM3060	759	1,061

Specify the surface type (1, 2). Specify the accent color (A, S).

72 x 36 x 29½	1800 x 900 x 751	O_N_-TDM3672	1,020	1,429
72 x 30 x 29½	1800 x 750 x 751	O_N_-TDM3072	964	1,356
66 x 30 x 29½	1650 x 750 x 751	O_N_-TDM3066	916	1,290
60 x 30 x 29½	1500 x 750 x 751	O_N_-TDM3060	885	1,242

Specify the surface type (5, 6). Specify the accent color (A, S).

Corner modules



To attach to a work surface. Keyboard surface adjusts from 6½" below surface to 7" above surface with a tilt angle of +/- 15 degrees. Adjustable keyboard surface is 1" thick. Grommet. Full-width wiring access on both back panels. Mechanism packaged separately.

Diagonal wood grain:
change last S to D, add 10% to the price.

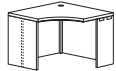
With adjustable keyboard surface.

48 x 48 x 29	1200 x 1200 x 738	O_N_-CMS4830SC	1,928	2,224
42 x 42 x 29	1050 x 1050 x 738	O_N_-CMS4224SC	1,850	2,098

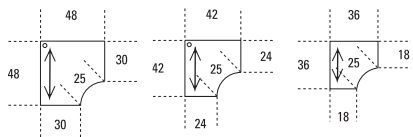
Specify the surface type (1, 2). Specify the accent color (A, S).

48 x 48 x 29½	1200 x 1200 x 751	O_N_-CMS4830SC	2,260	2,398
42 x 42 x 29½	1050 x 1050 x 751	O_N_-CMS4224SC	2,182	2,320

Specify the surface type (5, 6). Specify the accent color (A, S).



To attach to a work surface. Grommet. Full-width wiring access on both back panels.



Diagonal wood grain:
change S to D, add 10% to the price.

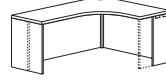
48 x 48 x 29	1200 x 1200 x 738	O_N_-CM4830S_	911	1,284
42 x 42 x 29	1050 x 1050 x 738	O_N_-CM4224S_	808	1,127
36 x 36 x 29	900 x 900 x 738	O_N_-CM3618SC	784	1,097

Specify the surface type (1, 2). Specify the accent color (A, S).
Specify leg choice at the end of the code (B, C, F).

48 x 48 x 29½	1200 x 1200 x 751	O_N_-CM4830S_	1,073	1,507
42 x 42 x 29½	1050 x 1050 x 751	O_N_-CM4224S_	964	1,351
36 x 36 x 29½	900 x 900 x 751	O_N_-CM3618SC	892	1,254

Specify the surface type (5, 6). Specify the accent color (A, S).
Specify leg choice at the end of the code (B, C, F).

Left extended corner modules



Grommet. Full-width wiring access on both back panels.

Surface	R1	R2
72"/48"	29½" (750 mm)	5½" (150 mm)
66"/48"	23½" (600 mm)	5½" (150 mm)
60"/48"	17½" (450 mm)	5½" (150 mm)
72"/42"	29½" (750 mm)	
66"/42"	23½" (600 mm)	
60"/42"	17½" (450 mm)	
72"/36"	17½" (450 mm)	
66"/36"	11¾" (300 mm)	
60"/36"	5½" (150 mm)	

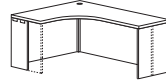
72 x 48 x 29	1800 x 1200 x 738	O_N_-CM724824_	1,265	1,773
66 x 48 x 29	1650 x 1200 x 738	O_N_-CM664824_	1,201	1,676
60 x 48 x 29	1500 x 1200 x 738	O_N_-CM604824_	1,127	1,585
72 x 42 x 29	1800 x 1050 x 738	O_N_-CM724224_	1,201	1,676
66 x 42 x 29	1650 x 1050 x 738	O_N_-CM664224_	1,127	1,585
60 x 42 x 29	1500 x 1050 x 738	O_N_-CM604224_	1,066	1,496
72 x 36 x 29	1800 x 900 x 738	O_N_-CM723624_	1,127	1,585
66 x 36 x 29	1650 x 900 x 738	O_N_-CM663624_	1,013	1,424
60 x 36 x 29	1500 x 900 x 738	O_N_-CM603624_	953	1,326

Specify the surface type (1, 2). Specify the accent color (A, S).
Specify leg choice at the end of the code (A, B, C, D, E, F).

72 x 48 x 29½	1800 x 1200 x 751	O_N_-CM724824_	1,265	1,773
66 x 48 x 29½	1650 x 1200 x 751	O_N_-CM664824_	1,201	1,676
60 x 48 x 29½	1500 x 1200 x 751	O_N_-CM604824_	1,127	1,585
72 x 42 x 29½	1800 x 1050 x 751	O_N_-CM724224_	1,201	1,676
66 x 42 x 29½	1650 x 1050 x 751	O_N_-CM664224_	1,127	1,585
60 x 42 x 29½	1500 x 1050 x 751	O_N_-CM604224_	1,066	1,496
72 x 36 x 29½	1800 x 900 x 751	O_N_-CM723624_	1,127	1,585
66 x 36 x 29½	1650 x 900 x 751	O_N_-CM663624_	1,013	1,424
60 x 36 x 29½	1500 x 900 x 751	O_N_-CM603624_	953	1,326

Specify the surface type (5, 6). Specify the accent color (A, S).
Specify leg choice at the end of the code (A, B, C, D, E, F).

Right extended corner modules



Grommet. Full-width wiring access on both back panels.

Surface	R1	R2
72"/48"	29½" (750 mm)	5½" (150 mm)
66"/48"	23½" (600 mm)	5½" (150 mm)
60"/48"	17½" (450 mm)	5½" (150 mm)
72"/42"	29½" (750 mm)	
66"/42"	23½" (600 mm)	
60"/42"	17½" (450 mm)	
72"/36"	17½" (450 mm)	
66"/36"	11¾" (300 mm)	
60"/36"	5½" (150 mm)	

72 x 48 x 29	1800 x 1200 x 738	O_N_-CM487224_	1,265	1,773
66 x 48 x 29	1650 x 1200 x 738	O_N_-CM486624_	1,201	1,676
60 x 48 x 29	1500 x 1200 x 738	O_N_-CM486024_	1,127	1,585
72 x 42 x 29	1800 x 1050 x 738	O_N_-CM427224_	1,201	1,676
66 x 42 x 29	1650 x 1050 x 738	O_N_-CM426624_	1,127	1,585
60 x 42 x 29	1500 x 1050 x 738	O_N_-CM426024_	1,066	1,496
72 x 36 x 29	1800 x 900 x 738	O_N_-CM367224_	1,127	1,585
66 x 36 x 29	1650 x 900 x 738	O_N_-CM366624_	1,013	1,424
60 x 36 x 29	1500 x 900 x 738	O_N_-CM366024_	953	1,326

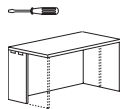
Specify the surface type (1, 2). Specify the accent color (A, S).
Specify leg choice at the end of the code (A, B, C, D, E, F).



	W x D x H (in)	W x D x H (mm)	Code	All Laminate (\$)	HPL Surfaces (\$)
Right extended corner modules (cont'd)	72 x 48 x 29½	1800 x 1200 x 751	O_N_-CM487224_	1,458	2,049
	66 x 48 x 29½	1650 x 1200 x 751	O_N_-CM486624_	1,398	1,954
	60 x 48 x 29½	1500 x 1200 x 751	O_N_-CM486024_	1,326	1,863
	72 x 42 x 29½	1800 x 1050 x 751	O_N_-CM427224_	1,398	1,954
	66 x 42 x 29½	1650 x 1050 x 751	O_N_-CM426624_	1,326	1,863
	60 x 42 x 29½	1500 x 1050 x 751	O_N_-CM426024_	1,265	1,773
	72 x 36 x 29½	1800 x 900 x 751	O_N_-CM367224_	1,223	1,718
	66 x 36 x 29½	1650 x 900 x 751	O_N_-CM366624_	1,165	1,628
	60 x 36 x 29½	1500 x 900 x 751	O_N_-CM366024_	1,086	1,518

Specify the surface type (5, 6). Specify the accent color (A, S).
Specify leg choice at the end of the code (A, B, C, D, E, F).

Rectangular tables 30" D



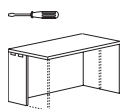
<i>Full-width wire access.</i>					
72 x 30 x 29	1800 x 750 x 738	O_N_-DT3072_	850	1,194	
66 x 30 x 29	1650 x 750 x 738	O_N_-DT3066_	825	1,156	
60 x 30 x 29	1500 x 750 x 738	O_N_-DT3060_	784	1,097	
54 x 30 x 29	1350 x 750 x 738	O_N_-DT3054_	753	1,056	
48 x 30 x 29	1200 x 750 x 738	O_N_-DT3048_	705	856	
42 x 30 x 29	1050 x 750 x 738	O_N_-DT3042_	675	813	
36 x 30 x 29	900 x 750 x 738	O_N_-DT3036_	639	772	
30 x 30 x 29	750 x 750 x 738	O_N_-DT3030_	609	735	
24 x 30 x 29	600 x 750 x 738	O_N_-DT3024_	567	682	

Specify the surface type (1, 2). Specify the accent color (A, S).
Specify leg choice at the end of the code (A, B, C, D, E, F).

72 x 30 x 29½	1800 x 750 x 751	O_N_-DT3072_	994	1,398	
66 x 30 x 29½	1650 x 750 x 751	O_N_-DT3066_	964	1,351	
60 x 30 x 29½	1500 x 750 x 751	O_N_-DT3060_	916	1,290	
54 x 30 x 29½	1350 x 750 x 751	O_N_-DT3054_	885	1,242	
48 x 30 x 29½	1200 x 750 x 751	O_N_-DT3048_	825	989	
42 x 30 x 29½	1050 x 750 x 751	O_N_-DT3042_	784	945	
36 x 30 x 29½	900 x 750 x 751	O_N_-DT3036_	753	899	
30 x 30 x 29½	750 x 750 x 751	O_N_-DT3030_	705	856	
24 x 30 x 29½	600 x 750 x 751	O_N_-DT3024_	675	813	

Specify the surface type (5, 6). Specify the accent color (A, S).
Specify leg choice at the end of the code (A, B, C, D, E, F).

Rectangular tables 24" D



<i>Full-width wire access.</i>					
72 x 24 x 29	1800 x 600 x 738	O_N_-DT2472_	825	1,156	
66 x 24 x 29	1650 x 600 x 738	O_N_-DT2466_	784	1,097	
60 x 24 x 29	1500 x 600 x 738	O_N_-DT2460_	753	1,056	
54 x 24 x 29	1350 x 600 x 738	O_N_-DT2454_	705	999	
48 x 24 x 29	1200 x 600 x 738	O_N_-DT2448_	675	813	
42 x 24 x 29	1050 x 600 x 738	O_N_-DT2442_	639	772	
36 x 24 x 29	900 x 600 x 738	O_N_-DT2436_	609	735	
30 x 24 x 29	750 x 600 x 738	O_N_-DT2430_	567	682	
24 x 24 x 29	600 x 600 x 738	O_N_-DT2424_	542	651	

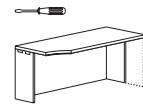
Specify the surface type (1, 2). Specify the accent color (A, S).
Specify leg choice at the end of the code (A, B, C, D, E, F).

Rectangular tables 24" D (cont'd)

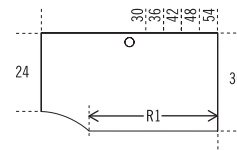
	W x D x H (in)	W x D x H (mm)	Code	All Laminate (\$)	HPL Surfaces (\$)
Rectangular tables 24" D (cont'd)	72 x 24 x 29½	1800 x 600 x 751	O_N_-DT2472_	916	1,290
	66 x 24 x 29½	1650 x 600 x 751	O_N_-DT2466_	885	1,242
	60 x 24 x 29½	1500 x 600 x 751	O_N_-DT2460_	850	1,194
	54 x 24 x 29½	1350 x 600 x 751	O_N_-DT2454_	825	1,156
	48 x 24 x 29½	1200 x 600 x 751	O_N_-DT2448_	753	899
	42 x 24 x 29½	1050 x 600 x 751	O_N_-DT2442_	705	856
	36 x 24 x 29½	900 x 600 x 751	O_N_-DT2436_	675	813
	30 x 24 x 29½	750 x 600 x 751	O_N_-DT2430_	639	772
	24 x 24 x 29½	600 x 600 x 751	O_N_-DT2424_	609	735

Specify the surface type (5, 6). Specify the accent color (A, S).
Specify leg choice at the end of the code (A, B, C, D, E, F).

Left asymmetrical tables, 30" D



To attach to a work surface. Full-width wire access.



Surface	R1
54"/30"	35 3/8"
48"/30"	29 1/2"
42"/30"	23 1/2"
36"/30"	17 3/8"
30"/30"	11 3/8"

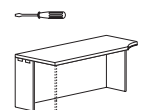
54 x 30 x 29	1350 x 750 x 738	O_N_-AT245430_	735	1,025	
48 x 30 x 29	1200 x 750 x 738	O_N_-AT244830_	693	844	
42 x 30 x 29	1050 x 750 x 738	O_N_-AT244230_	662	802	
36 x 30 x 29	900 x 750 x 738	O_N_-AT243630_	633	764	
30 x 30 x 29	750 x 750 x 738	O_N_-AT243030_	597	729	

Specify the surface type (1, 2). Specify the accent color (A, S).
Specify leg choice at the end of the code (B, C, F).

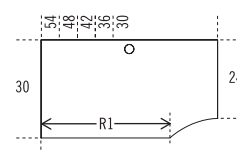
54 x 30 x 29½	1350 x 750 x 751	O_N_-AT245430_	862	1,212	
48 x 30 x 29½	1200 x 750 x 751	O_N_-AT244830_	789	953	
42 x 30 x 29½	1050 x 750 x 751	O_N_-AT244230_	764	916	
36 x 30 x 29½	900 x 750 x 751	O_N_-AT243630_	735	880	
30 x 30 x 29½	750 x 750 x 751	O_N_-AT243030_	693	844	

Specify the surface type (5, 6). Specify the accent color (A, S).
Specify leg choice at the end of the code (B, C, F).

Right asymmetrical tables, 30" D



To attach to a work surface. Full-width wire access.



Surface	R1
54"/30"	35 3/8"
48"/30"	29 1/2"
42"/30"	23 1/2"
36"/30"	17 3/8"
30"/30"	11 3/8"

54 x 30 x 29	1350 x 750 x 738	O_N_-AT305424_	735	1,025	
48 x 30 x 29	1200 x 750 x 738	O_N_-AT304824_	693	844	
42 x 30 x 29	1050 x 750 x 738	O_N_-AT304224_	662	802	
36 x 30 x 29	900 x 750 x 738	O_N_-AT303624_	633	764	
30 x 30 x 29	750 x 750 x 738	O_N_-AT303024_	597	729	

Specify the surface type (1, 2). Specify the accent color (A, S).
Specify leg choice at the end of the code (B, C, F).

54 x 30 x 29½	1350 x 750 x 751	O_N_-AT305424_	862	1,212	
48 x 30 x 29½	1200 x 750 x 751	O_N_-AT304824_	789	953	
42 x 30 x 29½	1050 x 750 x 751	O_N_-AT304224_	764	916	
36 x 30 x 29½	900 x 750 x 751	O_N_-AT303624_	735	880	
30 x 30 x 29½	750 x 750 x 751	O_N_-AT303024_	693	844	

Specify the surface type (5, 6). Specify the accent color (A, S).
Specify leg choice at the end of the code (B, C, F).



Left asymmetrical tables, 24" D



To attach to a work surface. Full-width wire access.

W x D x H (in)	W x D x H (mm)	Code	All Laminate (\$)	HPL Surfaces (\$)
		Surface	R1	
		54"/24"	35 ⁵ / ₈ "	
		48"/24"	29 ¹ / ₂ "	
		42"/24"	23 ¹ / ₂ "	
		36"/24"	17 ⁵ / ₈ "	
		30"/24"	11 ⁵ / ₈ "	

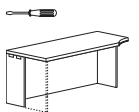
54 x 24 x 29	1350 x 600 x 738	O_N_-AT185424_	693	984
48 x 24 x 29	1200 x 600 x 738	O_N_-AT184824_	662	802
42 x 24 x 29	1050 x 600 x 738	O_N_-AT184224_	633	764
36 x 24 x 29	900 x 600 x 738	O_N_-AT183624_	597	729
30 x 24 x 29	750 x 600 x 738	O_N_-AT183024_	567	682

Specify the surface type (1, 2). Specify the accent color (A, S). Specify leg choice at the end of the code (B, C, F).

54 x 24 x 29½	1350 x 600 x 751	O_N_-AT185424_	832	1,170
48 x 24 x 29½	1200 x 600 x 751	O_N_-AT184824_	764	916
42 x 24 x 29½	1050 x 600 x 751	O_N_-AT184224_	735	880
36 x 24 x 29½	900 x 600 x 751	O_N_-AT183624_	693	844
30 x 24 x 29½	750 x 600 x 751	O_N_-AT183024_	662	802

Specify the surface type (5, 6). Specify the accent color (A, S). Specify leg choice at the end of the code (B, C, F).

Right asymmetrical tables, 24" D



To attach to a work surface. Full-width wire access.

W x D x H (in)	W x D x H (mm)	Code	All Laminate (\$)	HPL Surfaces (\$)
		Surface	R1	
		54"/24"	35 ⁵ / ₈ "	
		48"/24"	29 ¹ / ₂ "	
		42"/24"	23 ¹ / ₂ "	
		36"/24"	17 ⁵ / ₈ "	
		30"/24"	11 ⁵ / ₈ "	

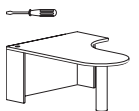
54 x 24 x 29	1350 x 600 x 738	O_N_-AT245418_	693	984
48 x 24 x 29	1200 x 600 x 738	O_N_-AT244818_	662	802
42 x 24 x 29	1050 x 600 x 738	O_N_-AT244218_	633	764
36 x 24 x 29	900 x 600 x 738	O_N_-AT243618_	597	729
30 x 24 x 29	750 x 600 x 738	O_N_-AT243018_	567	682

Specify the surface type (1, 2). Specify the accent color (A, S). Specify leg choice at the end of the code (B, C, F).

54 x 24 x 29½	1350 x 600 x 751	O_N_-AT245418_	832	1,170
48 x 24 x 29½	1200 x 600 x 751	O_N_-AT244818_	764	916
42 x 24 x 29½	1050 x 600 x 751	O_N_-AT244218_	735	880
36 x 24 x 29½	900 x 600 x 751	O_N_-AT243618_	693	844
30 x 24 x 29½	750 x 600 x 751	O_N_-AT243018_	662	802

Specify the surface type (5, 6). Specify the accent color (A, S). Specify leg choice at the end of the code (B, C, F).

Left D-shaped extended corner modules



Packaged in 2 boxes.

To attach to a work surface. Grommet. Side full-width wiring access. 2 reversible recessed leg panels (one with wiring access). 6" diameter steel leg.

84 x 48 x 29	2100 x 1200 x 738	O_N_-CB844824	1,387	1,934
78 x 48 x 29	1950 x 1200 x 738	O_N_-CB784824	1,316	1,845
72 x 48 x 29	1800 x 1200 x 738	O_N_-CB724824	1,248	1,748
84 x 42 x 29	2100 x 1050 x 738	O_N_-CB844224	1,316	1,845
78 x 42 x 29	1950 x 1050 x 738	O_N_-CB784224	1,248	1,748
72 x 42 x 29	1800 x 1050 x 738	O_N_-CB724224	1,186	1,658

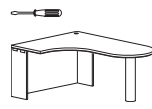
Specify the surface type (1, 2). Specify the accent color (A, S).

Left D-shaped extended corner modules (cont'd)

W x D x H (in)	W x D x H (mm)	Code	All Laminate (\$)	HPL Surfaces (\$)
84 x 48 x 29½	2100 x 1200 x 751	O_N_-CB844824	1,579	2,211
78 x 48 x 29½	1950 x 1200 x 751	O_N_-CB784824	1,512	2,116
72 x 48 x 29½	1800 x 1200 x 751	O_N_-CB724824	1,447	2,025
84 x 42 x 29½	2100 x 1050 x 751	O_N_-CB844224	1,512	2,116
78 x 42 x 29½	1950 x 1050 x 751	O_N_-CB784224	1,447	2,025
72 x 42 x 29½	1800 x 1050 x 751	O_N_-CB724224	1,387	1,934

Specify the surface type (5, 6). Specify the accent color (A, S).

Right D-shaped extended corner modules



Packaged in 2 boxes.

To attach to a work surface. Grommet. Side full-width wiring access. 2 reversible recessed leg panels (one with wiring access). 6" diameter steel leg.

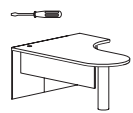
84 x 48 x 29	2100 x 1200 x 738	O_N_-C4884B24	1,387	1,934
78 x 48 x 29	1950 x 1200 x 738	O_N_-C4878B24	1,316	1,845
72 x 48 x 29	1800 x 1200 x 738	O_N_-C4872B24	1,248	1,748
84 x 42 x 29	2100 x 1050 x 738	O_N_-C4284B24	1,316	1,845
78 x 42 x 29	1950 x 1050 x 738	O_N_-C4278B24	1,248	1,748
72 x 42 x 29	1800 x 1050 x 738	O_N_-C4272B24	1,186	1,658

Specify the surface type (1, 2). Specify the accent color (A, S).

84 x 48 x 29½	2100 x 1200 x 751	O_N_-C4884B24	1,579	2,211
78 x 48 x 29½	1950 x 1200 x 751	O_N_-C4878B24	1,512	2,116
72 x 48 x 29½	1800 x 1200 x 751	O_N_-C4872B24	1,447	2,025
84 x 42 x 29½	2100 x 1050 x 751	O_N_-C4284B24	1,512	2,116
78 x 42 x 29½	1950 x 1050 x 751	O_N_-C4278B24	1,447	2,025
72 x 42 x 29½	1800 x 1050 x 751	O_N_-C4272B24	1,387	1,934

Specify the surface type (5, 6). Specify the accent color (A, S).

Left D-shaped extended corner modules with modesty panel



Packaged in 2 boxes.

To attach to a work surface. Grommet. Side half-width wiring access. Modesty panel. 6" diameter steel leg.

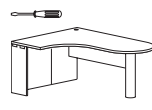
84 x 48 x 29	2100 x 1200 x 738	O_N_-CBM844824	1,543	2,098
78 x 48 x 29	1950 x 1200 x 738	O_N_-CBM784824	1,483	2,008
72 x 48 x 29	1800 x 1200 x 738	O_N_-CBM724824	1,415	1,909
84 x 42 x 29	2100 x 1050 x 738	O_N_-CBM844224	1,483	2,008
78 x 42 x 29	1950 x 1050 x 738	O_N_-CBM784224	1,415	1,909
72 x 42 x 29	1800 x 1050 x 738	O_N_-CBM724224	1,351	1,827

Specify the surface type (1, 2). Specify the accent color (A, S).

84 x 48 x 29½	2100 x 1200 x 751	O_N_-CBM844824	1,742	2,376
78 x 48 x 29½	1950 x 1200 x 751	O_N_-CBM784824	1,676	2,284
72 x 48 x 29½	1800 x 1200 x 751	O_N_-CBM724824	1,616	2,194
84 x 42 x 29½	2100 x 1050 x 751	O_N_-CBM844224	1,676	2,284
78 x 42 x 29½	1950 x 1050 x 751	O_N_-CBM784224	1,616	2,194
72 x 42 x 29½	1800 x 1050 x 751	O_N_-CBM724224	1,543	2,098

Specify the surface type (5, 6). Specify the accent color (A, S).

Right D-shaped extended corner modules with modesty panel



Packaged in 2 boxes.

To attach to a work surface. Grommet. Side half-width wiring access. Modesty panel. 6" diameter steel leg.

84 x 48 x 29	2100 x 1200 x 738	O_N_-C4884BM24	1,543	2,098
78 x 48 x 29	1950 x 1200 x 738	O_N_-C4878BM24	1,483	2,008
72 x 48 x 29	1800 x 1200 x 738	O_N_-C4872BM24	1,415	1,909
84 x 42 x 29	2100 x 1050 x 738	O_N_-C4284BM24	1,483	2,008
78 x 42 x 29	1950 x 1050 x 738	O_N_-C4278BM24	1,415	1,909
72 x 42 x 29	1800 x 1050 x 738	O_N_-C4272BM24	1,351	1,827

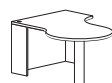
Specify the surface type (1, 2). Specify the accent color (A, S).



	W x D x H (in)	W x D x H (mm)	Code	All Laminate (\$)	HPL Surfaces (\$)
Right D-shaped extended corner modules with modesty panel (cont'd)	84 x 48 x 29½	2100 x 1200 x 751	O_N_-C4884BM24	1,742	2,376
	78 x 48 x 29½	1950 x 1200 x 751	O_N_-C4878BM24	1,676	2,284
	72 x 48 x 29½	1800 x 1200 x 751	O_N_-C4872BM24	1,616	2,194
	84 x 42 x 29½	2100 x 1050 x 751	O_N_-C4284BM24	1,676	2,284
	78 x 42 x 29½	1950 x 1050 x 751	O_N_-C4278BM24	1,616	2,194
	72 x 42 x 29½	1800 x 1050 x 751	O_N_-C4272BM24	1,543	2,098

Specify the surface type (5, 6). Specify the accent color (A, S).

Left P-shaped extended corner modules



Packaged in 2 boxes.

To attach to a work surface. Grommet. Side full-width wiring access. 2 reversible recessed leg panels (one with wiring access). 6" diameter steel leg.

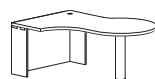
84 x 60 x 29	2100 x 1500 x 738	O_N_-CP844824	1,447	2,025
78 x 60 x 29	1950 x 1500 x 738	O_N_-CP784824	1,387	1,934
72 x 60 x 29	1800 x 1500 x 738	O_N_-CP724824	1,316	1,845
84 x 54 x 29	2100 x 1350 x 738	O_N_-CP844224	1,387	1,934
78 x 54 x 29	1950 x 1350 x 738	O_N_-CP784224	1,316	1,845
72 x 54 x 29	1800 x 1350 x 738	O_N_-CP724224	1,248	1,748

Specify the surface type (1, 2). Specify the accent color (A, S).

84 x 60 x 29½	2100 x 1500 x 751	O_N_-CP844824	1,645	2,304
78 x 60 x 29½	1950 x 1500 x 751	O_N_-CP784824	1,579	2,211
72 x 60 x 29½	1800 x 1500 x 751	O_N_-CP724824	1,512	2,116
84 x 54 x 29½	2100 x 1350 x 751	O_N_-CP844224	1,579	2,211
78 x 54 x 29½	1950 x 1350 x 751	O_N_-CP784224	1,512	2,116
72 x 54 x 29½	1800 x 1350 x 751	O_N_-CP724224	1,447	2,025

Specify the surface type (5, 6). Specify the accent color (A, S).

Right P-shaped extended corner modules



Packaged in 2 boxes.

To attach to a work surface. Grommet. Side full-width wiring access. 2 reversible recessed leg panels (one with wiring access). 6" diameter steel leg.

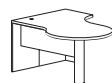
84 x 60 x 29	2100 x 1500 x 738	O_N_-C4884P24	1,447	2,025
78 x 60 x 29	1950 x 1500 x 738	O_N_-C4878P24	1,387	1,934
72 x 60 x 29	1800 x 1500 x 738	O_N_-C4872P24	1,316	1,845
84 x 54 x 29	2100 x 1350 x 738	O_N_-C4284P24	1,387	1,934
78 x 54 x 29	1950 x 1350 x 738	O_N_-C4278P24	1,316	1,845
72 x 54 x 29	1800 x 1350 x 738	O_N_-C4272P24	1,248	1,748

Specify the surface type (1, 2). Specify the accent color (A, S).

84 x 60 x 29½	2100 x 1500 x 751	O_N_-C4884P24	1,645	2,304
78 x 60 x 29½	1950 x 1500 x 751	O_N_-C4878P24	1,579	2,211
72 x 60 x 29½	1800 x 1500 x 751	O_N_-C4872P24	1,512	2,116
84 x 54 x 29½	2100 x 1350 x 751	O_N_-C4284P24	1,579	2,211
78 x 54 x 29½	1950 x 1350 x 751	O_N_-C4278P24	1,512	2,116
72 x 54 x 29½	1800 x 1350 x 751	O_N_-C4272P24	1,447	2,025

Specify the surface type (5, 6). Specify the accent color (A, S).

Left P-shaped extended corner modules with modesty panel



Packaged in 2 boxes.

To attach to a work surface. Grommet. Side half-width wiring access. Modesty panel. 6" diameter steel leg.

84 x 60 x 29	2100 x 1500 x 738	O_N_-CPM844824	1,616	2,194
78 x 60 x 29	1950 x 1500 x 738	O_N_-CPM784824	1,543	2,098
72 x 60 x 29	1800 x 1500 x 738	O_N_-CPM724824	1,483	2,008
84 x 54 x 29	2100 x 1350 x 738	O_N_-CPM844224	1,543	2,098
78 x 54 x 29	1950 x 1350 x 738	O_N_-CPM784224	1,483	2,008
72 x 54 x 29	1800 x 1350 x 738	O_N_-CPM724224	1,415	1,909

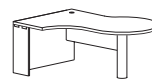
Specify the surface type (1, 2). Specify the accent color (A, S).

Left P-shaped extended corner modules with modesty panel (cont'd)

	W x D x H (in)	W x D x H (mm)	Code	All Laminate (\$)	HPL Surfaces (\$)
Left P-shaped extended corner modules with modesty panel (cont'd)	84 x 60 x 29½	2100 x 1500 x 751	O_N_-CPM844824	1,814	2,471
	78 x 60 x 29½	1950 x 1500 x 751	O_N_-CPM784824	1,742	2,376
	72 x 60 x 29½	1800 x 1500 x 751	O_N_-CPM724824	1,676	2,284
	84 x 54 x 29½	2100 x 1350 x 751	O_N_-CPM844224	1,742	2,376
	78 x 54 x 29½	1950 x 1350 x 751	O_N_-CPM784224	1,676	2,284
	72 x 54 x 29½	1800 x 1350 x 751	O_N_-CPM724224	1,616	2,194

Specify the surface type (5, 6). Specify the accent color (A, S).

Right P-shaped extended corner modules with modesty panel



Packaged in 2 boxes.

To attach to a work surface. Grommet. Side full-width wiring access. Modesty panel. 6" diameter steel leg.

84 x 60 x 29	2100 x 1500 x 738	O_N_-C4884PM24	1,616	2,194
78 x 60 x 29	1950 x 1500 x 738	O_N_-C4878PM24	1,543	2,098
72 x 60 x 29	1800 x 1500 x 738	O_N_-C4872PM24	1,483	2,008
84 x 54 x 29	2100 x 1350 x 738	O_N_-C4284PM24	1,543	2,098
78 x 54 x 29	1950 x 1350 x 738	O_N_-C4278PM24	1,483	2,008
72 x 54 x 29	1800 x 1350 x 738	O_N_-C4272PM24	1,415	1,909

Specify the surface type (1, 2). Specify the accent color (A, S).

84 x 60 x 29½	2100 x 1500 x 751	O_N_-C4884PM24	1,814	2,471
78 x 60 x 29½	1950 x 1500 x 751	O_N_-C4878PM24	1,742	2,376
72 x 60 x 29½	1800 x 1500 x 751	O_N_-C4872PM24	1,676	2,284
84 x 54 x 29½	2100 x 1350 x 751	O_N_-C4284PM24	1,742	2,376
78 x 54 x 29½	1950 x 1350 x 751	O_N_-C4278PM24	1,676	2,284
72 x 54 x 29½	1800 x 1350 x 751	O_N_-C4272PM24	1,616	2,194

Specify the surface type (5, 6). Specify the accent color (A, S).

D-shaped tables



Packaged in 2 boxes.

To attach to a work surface. Grommet. 6" diameter steel leg.

72 x 36 x 29	1800 x 900 x 738	O_N_-BT3672	964	1,351
66 x 36 x 29	1650 x 900 x 738	O_N_-BT3666	940	1,309
60 x 36 x 29	1500 x 900 x 738	O_N_-BT3660	899	1,265
72 x 30 x 29	1800 x 750 x 738	O_N_-BT3072	899	1,265
66 x 30 x 29	1650 x 750 x 738	O_N_-BT3066	856	1,201
60 x 30 x 29	1500 x 750 x 738	O_N_-BT3060	825	1,156
72 x 24 x 29	1800 x 600 x 738	O_N_-BT2472	825	1,156
66 x 24 x 29	1650 x 600 x 738	O_N_-BT2466	789	1,103
60 x 24 x 29	1500 x 600 x 738	O_N_-BT2460	753	1,056

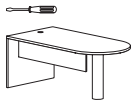
Specify the surface type (1, 2). Specify the accent color (A, S).

72 x 36 x 29½	1800 x 900 x 751	O_N_-BT3672	1,165	1,628
66 x 36 x 29½	1650 x 900 x 751	O_N_-BT3666	1,127	1,585
60 x 36 x 29½	1500 x 900 x 751	O_N_-BT3660	1,097	1,538
72 x 30 x 29½	1800 x 750 x 751	O_N_-BT3072	1,097	1,538
66 x 30 x 29½	1650 x 750 x 751	O_N_-BT3066	1,056	1,471
60 x 30 x 29½	1500 x 750 x 751	O_N_-BT3060	1,020	1,429
72 x 24 x 29½	1800 x 600 x 751	O_N_-BT2472	1,020	1,429
66 x 24 x 29½	1650 x 600 x 751	O_N_-BT2466	989	1,387
60 x 24 x 29½	1500 x 600 x 751	O_N_-BT2460	953	1,326

Specify the surface type (5, 6). Specify the accent color (A, S).



D-shaped tables with modesty panel



Packaged in 2 boxes.

W x D x H (in)	W x D x H (mm)	Code	All Laminate (\$)	HPL Surfaces (\$)
<i>To attach to a work surface. Reversible modesty panel. 6" diameter steel leg. Grommet.</i>				
72 x 36 x 29	1800 x 900 x 738	O_N_-BTM3672	1,066	1,496
72 x 30 x 29	1800 x 750 x 738	O_N_-BTM3072	1,006	1,415
66 x 30 x 29	1650 x 750 x 738	O_N_-BTM3066	874	1,223
Specify the surface type (1, 2). Specify the accent color (A, S).				
72 x 36 x 29½	1800 x 900 x 751	O_N_-BTM3672	1,120	1,574
72 x 30 x 29½	1800 x 750 x 751	O_N_-BTM3072	1,073	1,507
66 x 30 x 29½	1650 x 750 x 751	O_N_-BTM3066	1,031	1,447
Specify the surface type (5, 6). Specify the accent color (A, S).				

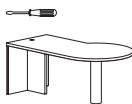
Left P-shaped tables



Packaged in 2 boxes.

W x D x H (in)	W x D x H (mm)	Code	All Laminate (\$)	HPL Surfaces (\$)
<i>To attach to a work surface. 6" diameter steel leg. Grommet.</i>				
72 x 42 x 29	1800 x 1050 x 738	O_N_-PT3072	999	1,404
66 x 42 x 29	1650 x 1050 x 738	O_N_-PT3066	977	1,368
60 x 42 x 29	1500 x 1050 x 738	O_N_-PT3060	953	1,321
Specify the surface type (1, 2). Specify the accent color (A, S).				
72 x 42 x 29½	1800 x 1050 x 751	O_N_-PT3072	1,201	1,676
66 x 42 x 29½	1650 x 1050 x 751	O_N_-PT3066	1,175	1,645
60 x 42 x 29½	1500 x 1050 x 751	O_N_-PT3060	1,145	1,609
Specify the surface type (5, 6). Specify the accent color (A, S).				

Right P-shaped tables



Packaged in 2 boxes.

W x D x H (in)	W x D x H (mm)	Code	All Laminate (\$)	HPL Surfaces (\$)
<i>To attach to a work surface. 6" diameter steel leg. Grommet.</i>				
72 x 42 x 29	1800 x 1050 x 738	O_N_-3072PT	999	1,404
66 x 42 x 29	1650 x 1050 x 738	O_N_-3066PT	977	1,368
60 x 42 x 29	1500 x 1050 x 738	O_N_-3060PT	953	1,321
Specify the surface type (1, 2). Specify the accent color (A, S).				
72 x 42 x 29½	1800 x 1050 x 751	O_N_-3072PT	1,201	1,676
66 x 42 x 29½	1650 x 1050 x 751	O_N_-3066PT	1,175	1,645
60 x 42 x 29½	1500 x 1050 x 751	O_N_-3060PT	1,145	1,609
Specify the surface type (5, 6). Specify the accent color (A, S).				

Left P-shaped tables with modesty panel



Packaged in 2 boxes.

W x D x H (in)	W x D x H (mm)	Code	All Laminate (\$)	HPL Surfaces (\$)
<i>To attach to a work surface. Modesty panel. 6" diameter steel leg. Grommet.</i>				
72 x 42 x 29	1800 x 1050 x 738	O_N_-PTM3072	1,061	1,488
66 x 42 x 29	1650 x 1050 x 738	O_N_-PTM3066	1,036	1,458
60 x 42 x 29	1500 x 1050 x 738	O_N_-PTM3060	953	1,326
Specify the surface type (1, 2). Specify the accent color (A, S).				
72 x 42 x 29½	1800 x 1050 x 751	O_N_-PTM3072	1,254	1,766
66 x 42 x 29½	1650 x 1050 x 751	O_N_-PTM3066	1,237	1,737
60 x 42 x 29½	1500 x 1050 x 751	O_N_-PTM3060	1,145	1,609
Specify the surface type (5, 6). Specify the accent color (A, S).				

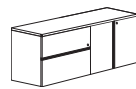
Right P-shaped tables with modesty panel



Packaged in 2 boxes.

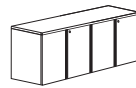
W x D x H (in)	W x D x H (mm)	Code	All Laminate (\$)	HPL Surfaces (\$)
<i>To attach to a work surface. Modesty panel. 6" diameter steel leg. Grommet.</i>				
72 x 42 x 29	1800 x 1050 x 738	O_N_-3072PTM	1,061	1,488
66 x 42 x 29	1650 x 1050 x 738	O_N_-3066PTM	1,036	1,458
60 x 42 x 29	1500 x 1050 x 738	O_N_-3060PTM	953	1,326
Specify the surface type (1, 2). Specify the accent color (A, S).				
72 x 42 x 29½	1800 x 1050 x 751	O_N_-3072PTM	1,254	1,766
66 x 42 x 29½	1650 x 1050 x 751	O_N_-3066PTM	1,237	1,737
60 x 42 x 29½	1500 x 1050 x 751	O_N_-3060PTM	1,145	1,609
Specify the surface type (5, 6). Specify the accent color (A, S).				

Lateral file / bookcase credenzas



W x D x H (in)	W x D x H (mm)	Code	All Laminate (\$)	HPL Surfaces (\$)
<i>Full-width wire access. 2 file drawers with suspension bars. Bookcase unit with doors, 1 adjustable shelf. Locks.</i>				
72 x 24 x 29	1800 x 600 x 738	O___-LF2472B	1,909	2,304
Specify the surface type (1, 2). Specify the handle code (B, L, Z). Specify the accent color (A, S).				
72 x 24 x 29½	1800 x 600 x 751	O___-LF2472B	2,122	2,549
Specify the surface type (5, 6). Specify the handle code (B, L, Z). Specify the accent color (A, S).				

Double bookcase credenzas



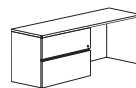
W x D x H (in)	W x D x H (mm)	Code	All Laminate (\$)	HPL Surfaces (\$)
<i>Full-width wire access. 2 bookcases units with doors. Locks. 1 adjustable shelf on each side.</i>				
72 x 24 x 29	1800 x 600 x 738	O___-B2472B	1,718	2,069
Specify the surface type (1, 2). Specify the handle code (B, L, Z). Specify the accent color (A, S).				
72 x 24 x 29½	1800 x 600 x 751	O___-B2472B	1,934	2,320
Specify the surface type (5, 6). Specify the handle code (B, L, Z). Specify the accent color (A, S).				

Double lateral file credenzas



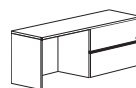
W x D x H (in)	W x D x H (mm)	Code	All Laminate (\$)	HPL Surfaces (\$)
<i>Full-width wire access. 4 file drawers with suspension bars. Locks. Optional counterweights to meet BIFMA standards, refer to page 149.</i>				
72 x 24 x 29	1800 x 600 x 738	O___-LF2472LF	2,122	2,549
Specify the surface type (1, 2). Specify the handle code (B, L, Z). Specify the accent color (A, S).				
72 x 24 x 29½	1800 x 600 x 751	O___-LF2472LF	2,332	2,808
Specify the surface type (5, 6). Specify the handle code (B, L, Z). Specify the accent color (A, S).				

Left lateral file credenzas



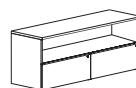
W x D x H (in)	W x D x H (mm)	Code	All Laminate (\$)	HPL Surfaces (\$)
<i>Full-width wire access. 2 file drawers with suspension bars. Lock.</i>				
72 x 24 x 29	1800 x 600 x 738	O___-LF2472S	1,628	1,954
66 x 24 x 29	1650 x 600 x 738	O___-LF2466S	1,561	1,868
60 x 24 x 29	1500 x 600 x 738	O___-LF2460S	1,488	1,785
Specify the surface type (1, 2). Specify the handle code (B, L, Z). Specify the accent color (A, S).				
72 x 24 x 29½	1800 x 600 x 751	O___-LF2472S	1,863	2,230
66 x 24 x 29½	1650 x 600 x 751	O___-LF2466S	1,790	2,146
60 x 24 x 29½	1500 x 600 x 751	O___-LF2460S	1,713	2,061
Specify the surface type (5, 6). Specify the handle code (B, L, Z). Specify the accent color (A, S).				

Right lateral file credenzas



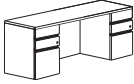
W x D x H (in)	W x D x H (mm)	Code	All Laminate (\$)	HPL Surfaces (\$)
<i>Full-width wire access. 2 file drawers with suspension bars. Lock.</i>				
72 x 24 x 29	1800 x 600 x 738	O___-S2472LF	1,628	1,954
66 x 24 x 29	1650 x 600 x 738	O___-S2466LF	1,561	1,868
60 x 24 x 29	1500 x 600 x 738	O___-S2460LF	1,488	1,785
Specify the surface type (1, 2). Specify the handle code (B, L, Z). Specify the accent color (A, S).				
72 x 24 x 29½	1800 x 600 x 751	O___-S2472LF	1,863	2,230
66 x 24 x 29½	1650 x 600 x 751	O___-S2466LF	1,790	2,146
60 x 24 x 29½	1500 x 600 x 751	O___-S2460LF	1,713	2,061
Specify the surface type (5, 6). Specify the handle code (B, L, Z). Specify the accent color (A, S).				

Lateral file credenzas



W x D x H (in)	W x D x H (mm)	Code	All Laminate (\$)	HPL Surfaces (\$)
<i>Open space on top and 2 file drawers on bottom with suspension bars. Locks. Full-width wire access. Optional counterweights to meet BIFMA standards, refer to page 149.</i>				
72 x 24 x 29	1800 x 600 x 738	O___-SLF2472	1,604	1,923
Specify the surface type (1, 2). Specify the handle code (B, L, Z). Specify the accent color (A, S).				
72 x 24 x 29½	1800 x 600 x 751	O___-SLF2472	1,814	2,176
Specify the surface type (5, 6). Specify the handle code (B, L, Z). Specify the accent color (A, S).				

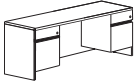


	W x D x H (in)	W x D x H (mm)	Code	All Laminate (\$)	HPL Surfaces (\$)
	<i>Full-width wire access. 2 pedestals with locks. 4 box drawers and 2 file drawers with suspension bars. Pencil tray.</i>				
	72 x 24 x 29	1800 x 600 x 738	O___-UF2472UF	1,954	2,345
	66 x 24 x 29	1650 x 600 x 738	O___-UF2466UF	1,940	2,325
	60 x 24 x 29	1500 x 600 x 738	O___-UF2460UF	1,904	2,304

Specify the surface type (1, 2). Specify the handle code (B, L, Z). Specify the accent color (A, S).

72 x 24 x 29½	1800 x 600 x 751	O___-UF2472UF	2,189	2,627
66 x 24 x 29½	1650 x 600 x 751	O___-UF2466UF	2,176	2,610
60 x 24 x 29½	1500 x 600 x 751	O___-UF2460UF	2,139	2,568

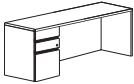
Specify the surface type (5, 6). Specify the handle code (B, L, Z). Specify the accent color (A, S).

	W x D x H (in)	W x D x H (mm)	Code	All Laminate (\$)	HPL Surfaces (\$)
	<i>Full-width wire access. 2 pedestals with locks. 2 box drawers and 2 file drawers with suspension bars. Pencil tray.</i>				
	72 x 24 x 29	1800 x 600 x 738	O___-F2472F	1,561	1,873
	66 x 24 x 29	1650 x 600 x 738	O___-F2466F	1,543	1,856
	60 x 24 x 29	1500 x 600 x 738	O___-F2460F	1,512	1,819

Specify the surface type (1, 2). Specify the handle code (B, L, Z). Specify the accent color (A, S).

72 x 24 x 29½	1800 x 600 x 751	O___-F2472F	1,790	2,152
66 x 24 x 29½	1650 x 600 x 751	O___-F2466F	1,778	2,129
60 x 24 x 29½	1500 x 600 x 751	O___-F2460F	1,742	2,091

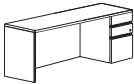
Specify the surface type (5, 6). Specify the handle code (B, L, Z). Specify the accent color (A, S).

	W x D x H (in)	W x D x H (mm)	Code	All Laminate (\$)	HPL Surfaces (\$)
	<i>Full-width wire access. 1 pedestal on left with lock. 2 box drawers and 1 file drawer with suspension bar. Pencil tray.</i>				
	72 x 24 x 29	1800 x 600 x 738	O___-UF2472S	1,404	1,645
	66 x 24 x 29	1650 x 600 x 738	O___-UF2466S	1,381	1,616
	60 x 24 x 29	1500 x 600 x 738	O___-UF2460S	1,336	1,574

Specify the surface type (1, 2). Specify the handle code (B, L, Z). Specify the accent color (A, S).

72 x 24 x 29½	1800 x 600 x 751	O___-UF2472S	1,585	1,868
66 x 24 x 29½	1650 x 600 x 751	O___-UF2466S	1,556	1,832
60 x 24 x 29½	1500 x 600 x 751	O___-UF2460S	1,525	1,796

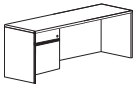
Specify the surface type (5, 6). Specify the handle code (B, L, Z). Specify the accent color (A, S).

	W x D x H (in)	W x D x H (mm)	Code	All Laminate (\$)	HPL Surfaces (\$)
	<i>Full-width wire access. 1 pedestal on right with lock. 2 box drawers and 1 file drawer with suspension bar. Pencil tray.</i>				
	72 x 24 x 29	1800 x 600 x 738	O___-S2472UF	1,404	1,645
	66 x 24 x 29	1650 x 600 x 738	O___-S2466UF	1,381	1,616
	60 x 24 x 29	1500 x 600 x 738	O___-S2460UF	1,336	1,574

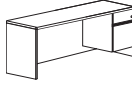
Specify the surface type (1, 2). Specify the handle code (B, L, Z). Specify the accent color (A, S).

72 x 24 x 29½	1800 x 600 x 751	O___-S2472UF	1,585	1,868
66 x 24 x 29½	1650 x 600 x 751	O___-S2466UF	1,556	1,832
60 x 24 x 29½	1500 x 600 x 751	O___-S2460UF	1,525	1,796

Specify the surface type (5, 6). Specify the handle code (B, L, Z). Specify the accent color (A, S).

	W x D x H (in)	W x D x H (mm)	Code	All Laminate (\$)	HPL Surfaces (\$)
	<i>Full-width wire access. 1 pedestal on left with lock. 1 box drawer and 1 file drawer with suspension bar. Pencil tray.</i>				
	72 x 24 x 29	1800 x 600 x 738	O___-F2472S	1,206	1,447
	66 x 24 x 29	1650 x 600 x 738	O___-F2466S	1,180	1,415
	60 x 24 x 29	1500 x 600 x 738	O___-F2460S	1,145	1,381

Specify the surface type (1, 2). Specify the handle code (B, L, Z). Specify the accent color (A, S).

	W x D x H (in)	W x D x H (mm)	Code	All Laminate (\$)	HPL Surfaces (\$)
	<i>Full-width wire access. 1 pedestal on right with lock. 1 box drawer and 1 file drawer with suspension bar. Pencil tray.</i>				
	72 x 24 x 29½	1800 x 600 x 751	O___-F2472S	1,435	1,724
	66 x 24 x 29½	1650 x 600 x 751	O___-F2466S	1,409	1,688
	60 x 24 x 29½	1500 x 600 x 751	O___-F2460S	1,381	1,653

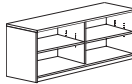
Specify the surface type (5, 6). Specify the handle code (B, L, Z). Specify the accent color (A, S).

72 x 24 x 29	1800 x 600 x 738	O___-S2472F	1,206	1,447
66 x 24 x 29	1650 x 600 x 738	O___-S2466F	1,180	1,415
60 x 24 x 29	1500 x 600 x 738	O___-S2460F	1,145	1,381

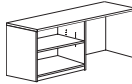
Specify the surface type (1, 2). Specify the handle code (B, L, Z). Specify the accent color (A, S).

72 x 24 x 29½	1800 x 600 x 751	O___-S2472F	1,435	1,724
66 x 24 x 29½	1650 x 600 x 751	O___-S2466F	1,409	1,688
60 x 24 x 29½	1500 x 600 x 751	O___-S2460F	1,381	1,653

Specify the surface type (5, 6). Specify the handle code (B, L, Z). Specify the accent color (A, S).

	W x D x H (in)	W x D x H (mm)	Code	All Laminate (\$)	HPL Surfaces (\$)
	<i>1 adjustable shelf on each side. Full-width wire access.</i>				
	72 x 24 x 29	1800 x 600 x 738	O_N_-BE2472BE	1,374	1,645
	Specify the surface type (1, 2). Specify the accent color (A, S).				
	72 x 24 x 29½	1800 x 600 x 751	O_N_-BE2472BE	1,507	1,814

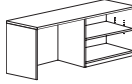
Specify the surface type (5, 6). Specify the accent color (A, S).

	W x D x H (in)	W x D x H (mm)	Code	All Laminate (\$)	HPL Surfaces (\$)
	<i>1 adjustable shelf. Full-width wire access.</i>				
	72 x 24 x 29	1800 x 600 x 738	O_N_-BE2472S	1,265	1,518
	66 x 24 x 29	1650 x 600 x 738	O_N_-BE2466S	1,206	1,458
	60 x 24 x 29	1500 x 600 x 738	O_N_-BE2460S	1,145	1,398

Specify the surface type (1, 2). Specify the accent color (A, S).

72 x 24 x 29½	1800 x 600 x 751	O_N_-BE2472S	1,393	1,669
66 x 24 x 29½	1650 x 600 x 751	O_N_-BE2466S	1,326	1,609
60 x 24 x 29½	1500 x 600 x 751	O_N_-BE2460S	1,265	1,543


Specify the surface type (5, 6). Specify the accent color (A, S).

	W x D x H (in)	W x D x H (mm)	Code	All Laminate (\$)	HPL Surfaces (\$)
	<i>1 adjustable shelf. Full-width wire access.</i>				
	72 x 24 x 29	1800 x 600 x 738	O_N_-S2472BE	1,265	1,518
	66 x 24 x 29	1650 x 600 x 738	O_N_-S2466BE	1,206	1,458
	60 x 24 x 29	1500 x 600 x 738	O_N_-S2460BE	1,145	1,398

Specify the surface type (1, 2). Specify the accent color (A, S).

72 x 24 x 29½	1800 x 600 x 751	O_N_-S2472BE	1,393	1,669
66 x 24 x 29½	1650 x 600 x 751	O_N_-S2466BE	1,326	1,609
60 x 24 x 29½	1500 x 600 x 751	O_N_-S2460BE	1,265	1,543

Specify the surface type (5, 6). Specify the accent color (A, S).

	W x D x H (in)	W x D x H (mm)	Code	All Laminate (\$)	HPL Surfaces (\$)
	<i>Reversible. 1 grommet. Can accommodate 1 pedestal.</i>				
	48 x 24 x 29	1200 x 600 x 738	O_N_-R2448S	562	670
	42 x 24 x 29	1050 x 600 x 738	O_N_-R2442S	542	651
	36 x 24 x 29	900 x 600 x 738	O_N_-R2436S	513	621

Specify the surface type (1, 2). Specify the accent color (A, S).

48 x 24 x 29½	1200 x 600 x 751	O_N_-R2448S	718	862
42 x 24 x 29½	1050 x 600 x 751	O_N_-R2442S	682	825
36 x 24 x 29½	900 x 600 x 751	O_N_-R2436S	639	772

Specify the surface type (5, 6). Specify the accent color (A, S).



Left executive returns low profile



W x D x H (in)	W x D x H (mm)	Code	All Laminate (\$)	HPL Surfaces (\$)
<i>1 pedestal on left with lock. 2 box drawers and 1 file drawer with suspension bar. Pencil tray. Grommet.</i>				
48 x 24 x 29	1200 x 600 x 738	O__-UF2448R	1,186	1,387
42 x 24 x 29	1050 x 600 x 738	O__-UF2442R	1,120	1,316
36 x 24 x 29	900 x 600 x 738	O__-UF2436R	1,073	1,248

Specify the surface type (1, 2). Specify the handle code (B, L, Z). Specify the accent color (A, S).

48 x 24 x 29½	1200 x 600 x 751	O__-UF2448R	1,309	1,531
42 x 24 x 29½	1050 x 600 x 751	O__-UF2442R	1,248	1,458
36 x 24 x 29½	900 x 600 x 751	O__-UF2436R	1,201	1,404

Specify the surface type (5, 6). Specify the handle code (B, L, Z). Specify the accent color (A, S).

Right executive returns low profile



W x D x H (in)	W x D x H (mm)	Code	All Laminate (\$)	HPL Surfaces (\$)
<i>1 pedestal on right with lock. 2 box drawers and 1 file drawer with suspension bar. Pencil tray. Grommet.</i>				
48 x 24 x 29	1200 x 600 x 738	O__-R2448UF	1,186	1,387
42 x 24 x 29	1050 x 600 x 738	O__-R2442UF	1,120	1,316
36 x 24 x 29	900 x 600 x 738	O__-R2436UF	1,073	1,248

Specify the surface type (1, 2). Specify the handle code (B, L, Z). Specify the accent color (A, S).

48 x 24 x 29½	1200 x 600 x 751	O__-R2448UF	1,309	1,531
42 x 24 x 29½	1050 x 600 x 751	O__-R2442UF	1,248	1,458
36 x 24 x 29½	900 x 600 x 751	O__-R2436UF	1,201	1,404

Specify the surface type (5, 6). Specify the handle code (B, L, Z). Specify the accent color (A, S).

Right executive returns



W x D x H (in)	W x D x H (mm)	Code	All Laminate (\$)	HPL Surfaces (\$)
<i>1 pedestal on right with lock. 1 box drawer and 1 file drawer with suspension bar. Pencil tray. Grommet.</i>				
48 x 24 x 29	1200 x 600 x 738	O__-R2448F	989	1,186
42 x 24 x 29	1050 x 600 x 738	O__-R2442F	922	1,114
36 x 24 x 29	900 x 600 x 738	O__-R2436F	874	1,056

Specify the surface type (1, 2). Specify the handle code (B, L, Z). Specify the accent color (A, S).

48 x 24 x 29½	1200 x 600 x 751	O__-R2448F	1,109	1,331
42 x 24 x 29½	1050 x 600 x 751	O__-R2442F	1,056	1,265
36 x 24 x 29½	900 x 600 x 751	O__-R2436F	999	1,206

Specify the surface type (5, 6). Specify the handle code (B, L, Z). Specify the accent color (A, S).

Left executive returns



W x D x H (in)	W x D x H (mm)	Code	All Laminate (\$)	HPL Surfaces (\$)
<i>1 pedestal on left with lock. 1 box drawer and 1 file drawer with suspension bar. Pencil tray. Grommet.</i>				
48 x 24 x 29	1200 x 600 x 738	O__-F2448R	989	1,186
42 x 24 x 29	1050 x 600 x 738	O__-F2442R	922	1,114
36 x 24 x 29	900 x 600 x 738	O__-F2436R	874	1,056

Specify the surface type (1, 2). Specify the handle code (B, L, Z). Specify the accent color (A, S).

48 x 24 x 29½	1200 x 600 x 751	O__-F2448R	1,109	1,331
42 x 24 x 29½	1050 x 600 x 751	O__-F2442R	1,056	1,265
36 x 24 x 29½	900 x 600 x 751	O__-F2436R	999	1,206

Specify the surface type (5, 6). Specify the handle code (B, L, Z). Specify the accent color (A, S).

Bridge returns



W x D x H (in)	W x D x H (mm)	Code	All Laminate (\$)	HPL Surfaces (\$)
<i>Grommet. Full-height modesty panel.</i>				
48 x 24 x 29	1200 x 600 x 738	O_N_-BR2448	452	547
42 x 24 x 29	1050 x 600 x 738	O_N_-BR2442	421	506
36 x 24 x 29	900 x 600 x 738	O_N_-BR2436	398	476

Specify the surface type (1, 2). Specify the accent color (A, S).

48 x 24 x 29½	1200 x 600 x 751	O_N_-BR2448	555	662
42 x 24 x 29½	1050 x 600 x 751	O_N_-BR2442	530	633
36 x 24 x 29½	900 x 600 x 751	O_N_-BR2436	501	609

Specify the surface type (5, 6). Specify the accent color (A, S).

Hutches with doors and pigeonholes



72" to 60": 4 doors
54" to 48": 3 doors
42" to 36": 2 doors

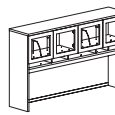
W x D x H (in)	W x D x H (mm)	Code	All Laminate (\$)	HPL Surfaces (\$)
<i>Wire dividers included (1 per door). Can accommodate a tackboard, refer to page 147. Clearance: 20⅞" (530 mm). Grommet. Full-width wire access.</i>				
72 x 16 x 44	1800 x 400 x 1096	O1N_-E724416PD	1,664	—
66 x 16 x 44	1650 x 400 x 1096	O1N_-E664416PD	1,609	—
60 x 16 x 44	1500 x 400 x 1096	O1N_-E604416PD	1,543	—
54 x 16 x 44	1350 x 400 x 1096	O1N_-E544416PD	1,483	—
48 x 16 x 44	1200 x 400 x 1096	O1N_-E484416PD	1,424	—
42 x 16 x 44	1050 x 400 x 1096	O1N_-E424416PD	1,356	—
36 x 16 x 44	900 x 400 x 1096	O1N_-E364416PD	1,290	—

Specify the accent color (A, S). To be used with 1" surfaces.

72 x 16 x 44	1800 x 400 x 1096	O5N_-E724416PD	1,802	—
66 x 16 x 44	1650 x 400 x 1096	O5N_-E664416PD	1,737	—
60 x 16 x 44	1500 x 400 x 1096	O5N_-E604416PD	1,676	—
54 x 16 x 44	1350 x 400 x 1096	O5N_-E544416PD	1,616	—
48 x 16 x 44	1200 x 400 x 1096	O5N_-E484416PD	1,525	—
42 x 16 x 44	1050 x 400 x 1096	O5N_-E424416PD	1,458	—
36 x 16 x 44	900 x 400 x 1096	O5N_-E364416PD	1,398	—

Specify the accent color (A, S). To be used with 1½" surfaces.

Hutches with translucent doors and pigeonholes – 44" H



72" to 60": 4 doors
54" to 48": 3 doors
42" to 36": 2 doors

W x D x H (in)	W x D x H (mm)	Code	All Laminate (\$)	HPL Surfaces (\$)
<i>Wire dividers included (1 per door). Can accommodate a tackboard, refer to page 147. Clearance: 20⅞" (530 mm). Grommet. Full-width wire access.</i>				
72 x 16 x 44	1800 x 400 x 1096	O1NS-E724416TD	2,284	—
66 x 16 x 44	1650 x 400 x 1096	O1NS-E664416TD	2,230	—
60 x 16 x 44	1500 x 400 x 1096	O1NS-E604416TD	2,164	—
54 x 16 x 44	1350 x 400 x 1096	O1NS-E544416TD	1,948	—
48 x 16 x 44	1200 x 400 x 1096	O1NS-E484416TD	1,888	—
42 x 16 x 44	1050 x 400 x 1096	O1NS-E424416TD	1,664	—
36 x 16 x 44	900 x 400 x 1096	O1NS-E364416TD	1,604	—

Accent color S. To be used with 1" surfaces.

72 x 16 x 44	1800 x 400 x 1096	O5NS-E724416TD	2,423	—
66 x 16 x 44	1650 x 400 x 1096	O5NS-E664416TD	2,357	—
60 x 16 x 44	1500 x 400 x 1096	O5NS-E604416TD	2,296	—
54 x 16 x 44	1350 x 400 x 1096	O5NS-E544416TD	2,080	—
48 x 16 x 44	1200 x 400 x 1096	O5NS-E484416TD	1,995	—
42 x 16 x 44	1050 x 400 x 1096	O5NS-E424416TD	1,773	—
36 x 16 x 44	900 x 400 x 1096	O5NS-E364416TD	1,706	—

Accent color S. To be used with 1½" surfaces.



W x D x H (in)	W x D x H (mm)	Code	All Laminate (\$)	HPL Surfaces (\$)
Hutches with doors – 44" H				
<i>Wire dividers included (1 per door). Can accommodate a tackboard, refer to page 147. Clearance: 20⅞" (530 mm). Grommet. Full-width wire access. Adjustable shelves.</i>				
72 x 16 x 44	1800 x 400 x 1096	01N_-E724416P	1,404	–
66 x 16 x 44	1650 x 400 x 1096	01N_-E664416P	1,336	–
60 x 16 x 44	1500 x 400 x 1096	01N_-E604416P	1,284	–
54 x 16 x 44	1350 x 400 x 1096	01N_-E544416P	1,217	–
48 x 16 x 44	1200 x 400 x 1096	01N_-E484416P	1,165	–
42 x 16 x 44	1050 x 400 x 1096	01N_-E424416P	1,092	–
36 x 16 x 44	900 x 400 x 1096	01N_-E364416P	1,025	–



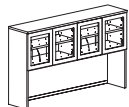
72" to 60": 4 doors
54" to 48": 3 doors
42" to 36": 2 doors

Specify the accent color (A, S). To be used with 1" surfaces.

72 x 16 x 44	1800 x 400 x 1096	05N_-E724416P	1,538	–
66 x 16 x 44	1650 x 400 x 1096	05N_-E664416P	1,471	–
60 x 16 x 44	1500 x 400 x 1096	05N_-E604416P	1,415	–
54 x 16 x 44	1350 x 400 x 1096	05N_-E544416P	1,351	–
48 x 16 x 44	1200 x 400 x 1096	05N_-E484416P	1,265	–
42 x 16 x 44	1050 x 400 x 1096	05N_-E424416P	1,201	–
36 x 16 x 44	900 x 400 x 1096	05N_-E364416P	1,127	–

Specify the accent color (A, S). To be used with 1½" surfaces.

W x D x H (in)	W x D x H (mm)	Code	All Laminate (\$)	HPL Surfaces (\$)
Hutches with translucent doors – 44" H				
<i>Wire dividers included (1 per door). Can accommodate a tackboard, refer to page 147. Clearance: 20⅞" (530 mm). Grommet. Full-width wire access.</i>				
72 x 16 x 44	1800 x 400 x 1096	01NS-E724416T	2,025	–
66 x 16 x 44	1650 x 400 x 1096	01NS-E664416T	1,959	–
60 x 16 x 44	1500 x 400 x 1096	01NS-E604416T	1,904	–
54 x 16 x 44	1350 x 400 x 1096	01NS-E544416T	1,682	–
48 x 16 x 44	1200 x 400 x 1096	01NS-E484416T	1,628	–
42 x 16 x 44	1050 x 400 x 1096	01NS-E424416T	1,404	–
36 x 16 x 44	900 x 400 x 1096	01NS-E364416T	1,331	–



72" to 60": 4 doors
54" to 48": 3 doors
42" to 36": 2 doors

Accent color S. To be used with 1" surfaces.

72 x 16 x 44	1800 x 400 x 1096	05NS-E724416T	2,158	–
66 x 16 x 44	1650 x 400 x 1096	05NS-E664416T	2,091	–
60 x 16 x 44	1500 x 400 x 1096	05NS-E604416T	2,037	–
54 x 16 x 44	1350 x 400 x 1096	05NS-E544416T	1,814	–
48 x 16 x 44	1200 x 400 x 1096	05NS-E484416T	1,730	–
42 x 16 x 44	1050 x 400 x 1096	05NS-E424416T	1,507	–
36 x 16 x 44	900 x 400 x 1096	05NS-E364416T	1,440	–

Accent color S. To be used with 1½" surfaces.

W x D x H (in)	W x D x H (mm)	Code	All Laminate (\$)	HPL Surfaces (\$)
Hutches with doors – 36" H				
<i>Wire dividers included (1 per door). Can accommodate a tackboard, refer to page 147. Clearance: 16⅜" (426 mm). Grommet. Full-width wire access.</i>				
72 x 16 x 36	1800 x 400 x 893	01N_-E723616P	1,201	–
66 x 16 x 36	1650 x 400 x 893	01N_-E663616P	1,135	–
60 x 16 x 36	1500 x 400 x 893	01N_-E603616P	1,073	–
54 x 16 x 36	1350 x 400 x 893	01N_-E543616P	1,020	–
48 x 16 x 36	1200 x 400 x 893	01N_-E483616P	964	–
42 x 16 x 36	1050 x 400 x 893	01N_-E423616P	880	–
36 x 16 x 36	900 x 400 x 893	01N_-E363616P	796	–



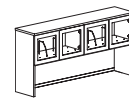
72" to 60": 4 doors
54" to 48": 3 doors
42" to 36": 2 doors

Specify the accent color (A, S). To be used with 1" surfaces.

72 x 16 x 36	1800 x 400 x 893	05N_-E723616P	1,326	–
66 x 16 x 36	1650 x 400 x 893	05N_-E663616P	1,273	–
60 x 16 x 36	1500 x 400 x 893	05N_-E603616P	1,206	–
54 x 16 x 36	1350 x 400 x 893	05N_-E543616P	1,156	–
48 x 16 x 36	1200 x 400 x 893	05N_-E483616P	1,061	–
42 x 16 x 36	1050 x 400 x 893	05N_-E423616P	984	–
36 x 16 x 36	900 x 400 x 893	05N_-E363616P	892	–

Specify the accent color (A, S). To be used with 1½" surfaces.

W x D x H (in)	W x D x H (mm)	Code	All Laminate (\$)	HPL Surfaces (\$)
Hutches with translucent doors – 36" H				
<i>Wire dividers included (1 per door). Can accommodate a tackboard, refer to page 147. Clearance: 16⅜" (426 mm). Grommet. Full-width wire access.</i>				
72 x 16 x 36	1800 x 400 x 893	01NS-E723616T	1,819	–
66 x 16 x 36	1650 x 400 x 893	01NS-E663616T	1,753	–
60 x 16 x 36	1500 x 400 x 893	01NS-E603616T	1,693	–
54 x 16 x 36	1350 x 400 x 893	01NS-E543616T	1,483	–
48 x 16 x 36	1200 x 400 x 893	01NS-E483616T	1,429	–
42 x 16 x 36	1050 x 400 x 893	01NS-E423616T	1,194	–
36 x 16 x 36	900 x 400 x 893	01NS-E363616T	1,103	–



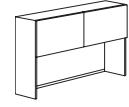
72" to 60": 4 doors
54" to 48": 3 doors
42" to 36": 2 doors

Accent color S. To be used with 1" surfaces.

72 x 16 x 36	1800 x 400 x 893	05NS-E723616T	1,948	–
66 x 16 x 36	1650 x 400 x 893	05NS-E663616T	1,893	–
60 x 16 x 36	1500 x 400 x 893	05NS-E603616T	1,827	–
54 x 16 x 36	1350 x 400 x 893	05NS-E543616T	1,621	–
48 x 16 x 36	1200 x 400 x 893	05NS-E483616T	1,525	–
42 x 16 x 36	1050 x 400 x 893	05NS-E423616T	1,290	–
36 x 16 x 36	900 x 400 x 893	05NS-E363616T	1,206	–

Accent color S. To be used with 1½" surfaces.

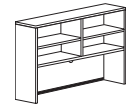
W x D x H (in)	W x D x H (mm)	Code	All Laminate (\$)	HPL Surfaces (\$)
Hutches with flipper doors				
<i>Wire dividers included (2 per door). Can accommodate a tackboard, refer to page 147. Clearance: 16⅜" (426 mm). Grommet. Full-width wire access. 1 tone only.</i>				
72 x 16 x 36	1800 x 400 x 893	0NN_-E723616FD	1,201	–
66 x 16 x 36	1650 x 400 x 893	0NN_-E663616FD	1,135	–
60 x 16 x 36	1500 x 400 x 893	0NN_-E603616FD	1,073	–
54 x 16 x 36	1350 x 400 x 893	0NN_-E543616FD	1,020	–
48 x 16 x 36	1200 x 400 x 893	0NN_-E483616FD	964	–
42 x 16 x 36	1050 x 400 x 893	0NN_-E423616FD	880	–
36 x 16 x 36	900 x 400 x 893	0NN_-E363616FD	796	–



72" to 54": 2 doors
48" to 36": 1 door

Specify the accent color (A, S).

W x D x H (in)	W x D x H (mm)	Code	All Laminate (\$)	HPL Surfaces (\$)
Open hutches – 44" H				
<i>Adjustable shelves. Wire dividers included (1 per shelf). Can accommodate a tackboard, refer to page 147. Clearance: 20⅞" (530 mm). Grommet. Full-width wire access.</i>				
72 x 16 x 44	1800 x 400 x 1096	01N_-E724416	1,056	–
66 x 16 x 44	1650 x 400 x 1096	01N_-E664416	999	–
60 x 16 x 44	1500 x 400 x 1096	01N_-E604416	945	–
54 x 16 x 44	1350 x 400 x 1096	01N_-E544416	874	–
48 x 16 x 44	1200 x 400 x 1096	01N_-E484416	813	–
42 x 16 x 44	1050 x 400 x 1096	01N_-E424416	764	–
36 x 16 x 44	900 x 400 x 1096	01N_-E364416	729	–



72" to 48": 4 shelves
42" to 36": 2 shelves

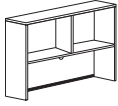
Specify the accent color (A, S). To be used with 1" surfaces.

72 x 16 x 44	1800 x 400 x 1096	05N_-E724416	1,186	–
66 x 16 x 44	1650 x 400 x 1096	05N_-E664416	1,127	–
60 x 16 x 44	1500 x 400 x 1096	05N_-E604416	1,073	–
54 x 16 x 44	1350 x 400 x 1096	05N_-E544416	1,006	–
48 x 16 x 44	1200 x 400 x 1096	05N_-E484416	911	–
42 x 16 x 44	1050 x 400 x 1096	05N_-E424416	862	–
36 x 16 x 44	900 x 400 x 1096	05N_-E364416	825	–

Specify the accent color (A, S). To be used with 1½" surfaces.



Open hutches – 36" H



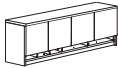
W x D x H (in)	W x D x H (mm)	Code	All Laminate (\$)	HPL Surfaces (\$)
<i>Wire dividers included. Can accommodate a tackboard, refer to page 147. Clearance: 16 3/4" (426 mm). Grommet. Full-width wire access.</i>				
72 x 16 x 36	1800 x 400 x 893	01N _E723616	880	–
66 x 16 x 36	1650 x 400 x 893	01N _E663616	832	–
60 x 16 x 36	1500 x 400 x 893	01N _E603616	772	–
54 x 16 x 36	1350 x 400 x 893	01N _E543616	705	–
48 x 16 x 36	1200 x 400 x 893	01N _E483616	651	–
42 x 16 x 36	1050 x 400 x 893	01N _E423616	583	–
36 x 16 x 36	900 x 400 x 893	01N _E363616	547	–

Specify the accent color (A, S). To be used with 1" surfaces.

72 x 16 x 36	1800 x 400 x 893	05N _E723616	1,013	–
66 x 16 x 36	1650 x 400 x 893	05N _E663616	964	–
60 x 16 x 36	1500 x 400 x 893	05N _E603616	899	–
54 x 16 x 36	1350 x 400 x 893	05N _E543616	844	–
48 x 16 x 36	1200 x 400 x 893	05N _E483616	748	–
42 x 16 x 36	1050 x 400 x 893	05N _E423616	682	–
36 x 16 x 36	900 x 400 x 893	05N _E363616	645	–

Specify the accent color (A, S). To be used with 1 1/2" surfaces.

Wall-mounted hutches with laminate doors and pigeonholes



72" to 60": 4 doors
54" to 48": 3 doors
42" to 36": 2 doors

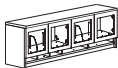
W x D x H (in)	W x D x H (mm)	Code	All Laminate (\$)	HPL Surfaces (\$)
<i>Wire dividers included (1 per door). Can accommodate a tackboard, refer to page 147. Hanger bar included for wall-mount installation.</i>				
72 x 16 x 22	1800 x 400 x 567	01N _EM722216PD	1,604	–
66 x 16 x 22	1650 x 400 x 567	01N _EM662216PD	1,543	–
60 x 16 x 22	1500 x 400 x 567	01N _EM602216PD	1,483	–
54 x 16 x 22	1350 x 400 x 567	01N _EM542216PD	1,424	–
48 x 16 x 22	1200 x 400 x 567	01N _EM482216PD	1,362	–
42 x 16 x 22	1050 x 400 x 567	01N _EM422216PD	1,290	–
36 x 16 x 22	900 x 400 x 567	01N _EM362216PD	1,228	–

Specify the accent color (A, S). To be used with 1" surfaces.

72 x 16 x 22	1800 x 400 x 580	05N _EM722216PD	1,737	–
66 x 16 x 22	1650 x 400 x 580	05N _EM662216PD	1,676	–
60 x 16 x 22	1500 x 400 x 580	05N _EM602216PD	1,616	–
54 x 16 x 22	1350 x 400 x 580	05N _EM542216PD	1,556	–
48 x 16 x 22	1200 x 400 x 580	05N _EM482216PD	1,465	–
42 x 16 x 22	1050 x 400 x 580	05N _EM422216PD	1,398	–
36 x 16 x 22	900 x 400 x 580	05N _EM362216PD	1,331	–

Specify the accent color (A, S). To be used with 1 1/2" surfaces.

Wall-mounted hutches with translucent doors and pigeonholes



72" to 60": 4 doors
54" to 48": 3 doors
42" to 36": 2 doors

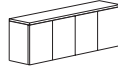
W x D x H (in)	W x D x H (mm)	Code	All Laminate (\$)	HPL Surfaces (\$)
<i>Wire dividers included (1 per door). Can accommodate a tackboard, refer to page 147. Hanger bar included for wall-mount installation.</i>				
72 x 16 x 22	1800 x 400 x 567	01NS _EM722216TD	2,224	–
66 x 16 x 22	1650 x 400 x 567	01NS _EM662216TD	2,164	–
60 x 16 x 22	1500 x 400 x 567	01NS _EM602216TD	2,104	–
54 x 16 x 22	1350 x 400 x 567	01NS _EM542216TD	1,888	–
48 x 16 x 22	1200 x 400 x 567	01NS _EM482216TD	1,827	–
42 x 16 x 22	1050 x 400 x 567	01NS _EM422216TD	1,604	–
36 x 16 x 22	900 x 400 x 567	01NS _EM362216TD	1,538	–

Accent color S. To be used with 1" surfaces.

72 x 16 x 22	1800 x 400 x 580	05NS _EM722216TD	2,357	–
66 x 16 x 22	1650 x 400 x 580	05NS _EM662216TD	2,296	–
60 x 16 x 22	1500 x 400 x 580	05NS _EM602216TD	2,237	–
54 x 16 x 22	1350 x 400 x 580	05NS _EM542216TD	2,020	–
48 x 16 x 22	1200 x 400 x 580	05NS _EM482216TD	1,928	–
42 x 16 x 22	1050 x 400 x 580	05NS _EM422216TD	1,706	–
36 x 16 x 22	900 x 400 x 580	05NS _EM362216TD	1,645	–

Accent color S. To be used with 1 1/2" surfaces.

Wall-mounted hutches with doors



72" to 60": 4 doors
54" to 48": 3 doors
42" to 36": 2 doors

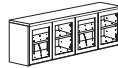
W x D x H (in)	W x D x H (mm)	Code	All Laminate (\$)	HPL Surfaces (\$)
<i>Adjustable shelf. Wire dividers included (1 per door). Can accommodate a tackboard, refer to page 147. Hanger bar included for wall-mount installation.</i>				
72 x 16 x 22	1800 x 400 x 567	01N _EM722216P	1,341	–
66 x 16 x 22	1650 x 400 x 567	01N _EM662216P	1,279	–
60 x 16 x 22	1500 x 400 x 567	01N _EM602216P	1,221	–
54 x 16 x 22	1350 x 400 x 567	01N _EM542216P	1,160	–
48 x 16 x 22	1200 x 400 x 567	01N _EM482216P	1,102	–
42 x 16 x 22	1050 x 400 x 567	01N _EM422216P	1,023	–
36 x 16 x 22	900 x 400 x 567	01N _EM362216P	966	–

Specify the accent color (A, S). To be used with 1" surfaces.

72 x 16 x 22	1800 x 400 x 580	05N _EM722216P	1,477	–
66 x 16 x 22	1650 x 400 x 580	05N _EM662216P	1,408	–
60 x 16 x 22	1500 x 400 x 580	05N _EM602216P	1,353	–
54 x 16 x 22	1350 x 400 x 580	05N _EM542216P	1,290	–
48 x 16 x 22	1200 x 400 x 580	05N _EM482216P	1,205	–
42 x 16 x 22	1050 x 400 x 580	05N _EM422216P	1,137	–
36 x 16 x 22	900 x 400 x 580	05N _EM362216P	1,068	–

Specify the accent color (A, S). To be used with 1 1/2" surfaces.

Wall-mounted hutches with translucent doors



72" to 60": 4 doors
54" to 48": 3 doors
42" to 36": 2 doors

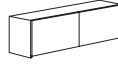
W x D x H (in)	W x D x H (mm)	Code	All Laminate (\$)	HPL Surfaces (\$)
<i>Wire dividers included (1 per door). Can accommodate a tackboard, refer to page 147. Hanger bar included for wall-mount installation.</i>				
72 x 16 x 22	1800 x 400 x 567	01NS _EM722216T	1,688	–
66 x 16 x 22	1650 x 400 x 567	01NS _EM662216T	1,628	–
60 x 16 x 22	1500 x 400 x 567	01NS _EM602216T	1,567	–
54 x 16 x 22	1350 x 400 x 567	01NS _EM542216T	1,356	–
48 x 16 x 22	1200 x 400 x 567	01NS _EM482216T	1,326	–
42 x 16 x 22	1050 x 400 x 567	01NS _EM422216T	1,092	–
36 x 16 x 22	900 x 400 x 567	01NS _EM362216T	1,006	–

Accent color S. To be used with 1" surfaces.

72 x 16 x 22	1800 x 400 x 580	05NS _EM722216T	1,819	–
66 x 16 x 22	1650 x 400 x 580	05NS _EM662216T	1,753	–
60 x 16 x 22	1500 x 400 x 580	05NS _EM602216T	1,693	–
54 x 16 x 22	1350 x 400 x 580	05NS _EM542216T	1,518	–
48 x 16 x 22	1200 x 400 x 580	05NS _EM482216T	1,429	–
42 x 16 x 22	1050 x 400 x 580	05NS _EM422216T	1,194	–
36 x 16 x 22	900 x 400 x 580	05NS _EM362216T	1,103	–

Accent color S. To be used with 1 1/2" surfaces.

Wall-mounted hutches with flipper doors



72" to 54": 2 doors
48" to 36": 1 door

W x D x H (in)	W x D x H (mm)	Code	All Laminate (\$)	HPL Surfaces (\$)
<i>Wire dividers included (2 per door). 1 tone only. Can accommodate a tackboard, refer to page 147. Hanger bar included for wall-mount installation.</i>				
72 x 16 x 17	1800 x 400 x 468	0NN _EM721716D	1,066	–
66 x 16 x 17	1650 x 400 x 468	0NN _EM661716D	1,006	–
60 x 16 x 17	1500 x 400 x 468	0NN _EM601716D	945	–
54 x 16 x 17	1350 x 400 x 468	0NN _EM541716D	885	–
48 x 16 x 17	1200 x 400 x 468	0NN _EM481716D	862	–
42 x 16 x 17	1050 x 400 x 468	0NN _EM421716D	784	–
36 x 16 x 17	900 x 400 x 468	0NN _EM361716D	693	–

Specify the accent color (A, S).

Modular pedestal



2 box drawers, 1 file drawer with suspension bar. Lock. Must be installed under a work surface. 1 tone only.

15 x 18 x 28	388 x 448 x 713	0N _ _P1518UFL	905	–
--------------	-----------------	-----------------------	------------	---

Specify the handle code (B, L, Z). Specify the accent color (A, S).

Modular pedestal





2 file drawers with suspension bars. Lock. Must be installed under a work surface. 1 tone only.


15 x 18 x 28	388 x 448 x 713	0N _ _P1518FFL	850	–
--------------	-----------------	-----------------------	------------	---

Specify the handle code (B, L, Z). Specify the accent color (A, S).




	W x D x H (in)	W x D x H (mm)	Code	All Laminate (\$)	HPL Surfaces (\$)
Hanging pedestal 	<i>1 box drawer, 1 file drawer with suspension bar. Lock. Must be installed under a work surface. 1 tone only.</i>				
	15 x 17½ x 19	388 x 448 x 503	ON__-F	729	—
	Specify the handle code (B, L, Z). Specify the accent color (A, S).				


Metal pedestal 	<i>2 box drawers, 1 file drawer with suspension bar. Pencil tray. Lock. Charcoal metal body and laminate drawer fronts. Must be installed under a work surface.</i>				
	15 x 22 x 28	372 x 540 x 713	ON__-PM1522UFL	573	—
	Specify the handle code (B, L, Z). Specify the accent color (A, S).				


Metal pedestal 	<i>2 file drawers with suspension bars. Pencil tray. Lock. Charcoal metal body and laminate drawer fronts. Must be installed under a work surface.</i>				
	15 x 22 x 28	372 x 540 x 713	ON__-PM1522FFL	547	—
	Specify the handle code (B, L, Z). Specify the accent color (A, S).				


Hanging pedestal 	<i>1 box drawer, 1 metal body and laminate drawer fronts. Must be installed under a work surface. 1 tone only.</i>				
	15 x 22 x 28	372 x 540 x 713	ON__-PM1522UFL	524	—
	Specify the handle code (B, L, Z). Specify the accent color (A, S).				


Item discontinued


Modular lateral files 	<i>2 file drawers with suspension bars. Lock. Goes under a work surface. 1 tone only.</i>				
	36 x 18 x 28	900 x 448 x 713	ON__-1836LFL	1,061	—
	30 x 18 x 28	750 x 448 x 713	ON__-1830LFL	1,006	—
	Specify the handle code (B, L, Z). Specify the accent color (A, S).				


Combined modular pedestals 	<i>2 box drawers, 2 file drawers with suspension bars. Goes under a work surface. 1 tone only.</i>				
	36 x 18 x 28	900 x 448 x 713	ON__-1836COL	1,362	—
	30 x 18 x 28	750 x 448 x 713	ON__-1830COL	1,248	—
	Specify the handle code (B, L, Z). Specify the accent color (A, S).				

Combined modular pedestals 	<i>2 box drawers, 2 file drawers with suspension bars. Goes under a work surface. 1 tone only.</i>				
	36 x 18 x 28	900 x 448 x 713	ON__-C01836L	1,362	—
	30 x 18 x 28	750 x 448 x 713	ON__-C01830L	1,248	—
	Specify the handle code (B, L, Z). Specify the accent color (A, S).				


Modular bookcase with doors 	<i>1 adjustable shelf. Lock. Goes under a work surface. 1 tone only.</i>				
	36 x 18 x 28	900 x 448 x 713	ON__-1836BL	832	—
	Specify the handle code (B, L, Z). Specify the accent color (A, S).				

Mobile pedestals 	<i>2 box drawers, 1 file drawer with suspension bar. Brakes on front casters. Pencil tray. Lock. Fits under a work surface. 1 tone only.</i>				
	15 x 28 x 27	388 x 700 x 689	ON__-MP1528UF	989	—
	15 x 18 x 27	388 x 450 x 704	ON__-MP1518UF	977	—
	Specify the handle code (B, L, Z). Specify the accent color (A, S).				


Mobile pedestals 	<i>1 box drawer, 1 file drawer with suspension bar. Brakes on front casters. Pencil tray. Lock. Fits under a work surface. 1 tone only.</i>				
	15 x 28 x 21½	388 x 700 x 527	ON__-MP1528F	964	—
	15 x 18 x 21½	388 x 450 x 527	ON__-MP1518F	940	—
	Specify the handle code (B, L, Z). Specify the accent color (A, S).				

Lateral files 	<i>2 file drawers with suspension bars. Lock. Full-width wire access. Optional counterweights to meet BIFMA standards, refer to page 149.</i>				
	36 x 24 x 29	900 x 600 x 738	0__-2436LF	1,127	1,362
	Specify the surface type (1, 2). Specify the handle code (B, L, Z). Specify the accent color (A, S).				


	36 x 24 x 29½	900 x 600 x 751	0__-2436LF	1,248	1,502
	Specify the surface type (5, 6). Specify the handle code (B, L, Z). Specify the accent color (A, S).				

Combined pedestals 	<i>2 box drawers, 2 file drawers with suspension bars. Full-width wire access. Lock.</i>				
	36 x 24 x 29	900 x 600 x 738	0__-2436CO	1,429	1,531
	Specify the surface type (1, 2). Specify the handle code (B, L, Z). Specify the accent color (A, S).				


	36 x 24 x 29½	900 x 600 x 751	0__-2436CO	1,574	1,688
	Specify the surface type (5, 6). Specify the handle code (B, L, Z). Specify the accent color (A, S).				

Combined pedestals 	<i>2 box drawers, 2 file drawers with suspension bars. Full-width wire access. Lock.</i>				
	36 x 24 x 29	900 x 600 x 738	0__-C02436	1,429	1,531
	Specify the surface type (1, 2). Specify the handle code (B, L, Z). Specify the accent color (A, S).				


	36 x 24 x 29½	900 x 600 x 751	0__-C02436	1,574	1,688
	Specify the surface type (5, 6). Specify the handle code (B, L, Z). Specify the accent color (A, S).				

Bookcases units with doors 	<i>1 adjustable shelf. Full-width wire access. Lock.</i>				
	36 x 24 x 29	900 x 600 x 738	0__-2436B	977	1,175
	Specify the surface type (1, 2). Specify the handle code (B, L, Z). Specify the accent color (A, S).				


	36 x 24 x 29½	900 x 600 x 751	0__-2436B	1,097	1,321
	Specify the surface type (5, 6). Specify the handle code (B, L, Z). Specify the accent color (A, S).				

Storage cabinets with laminate doors 	<i>3 adjustable shelves. 1 fixed shelf. Lock. To be used with 1" surfaces.</i>				
	36 x 24 x 73	900 x 600 x 1834	01__-243673B	1,773	—
	36 x 24 x 65	900 x 600 x 1632	01__-243665B	1,706	—

	<i>To be used with 1½" surfaces.</i>				
	36 x 24 x 73	900 x 600 x 1847	05__-243673B	1,948	—
	36 x 24 x 65	900 x 600 x 1645	05__-243665B	1,880	—
	Specify the handle code (B, L, Z). Specify the accent color (A, S).				

Storage cabinets with translucent doors 	<i>3 adjustable shelves. 1 full-width fixed shelf. Lock. To be used with 1" surfaces.</i>				
	36 x 24 x 73	900 x 600 x 1834	01_S-243673BT	2,573	—
	36 x 24 x 65	900 x 600 x 1632	01_S-243665BT	2,512	—

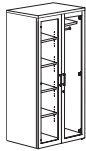
	<i>To be used with 1½" surfaces.</i>				
	36 x 24 x 73	900 x 600 x 1847	05_S-243673BT	2,755	—
	36 x 24 x 65	900 x 600 x 1645	05_S-243665BT	2,687	—
	Specify the handle code (B, Z).				

Wardrobe / storage cabinets with laminate doors 	<i>Clothes hanger bar and 1 fixed shelf on wardrobe side (15% W). 4 adjustable shelves. Lock. To be used with 1" surfaces.</i>				
	36 x 24 x 73	900 x 600 x 1834	01__-243673BC	1,706	—
	36 x 24 x 65	900 x 600 x 1632	01__-243665BC	1,639	—

	<i>To be used with 1½" surfaces.</i>				
	36 x 24 x 73	900 x 600 x 1847	05__-243673BC	1,880	—
	36 x 24 x 65	900 x 600 x 1645	05__-243665BC	1,819	—
	Specify the handle code (B, L, Z). Specify the accent color (A, S).				



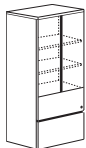
Wardrobe / storage cabinets with translucent doors



W x D x H (in)	W x D x H (mm)	Code	All Laminate (\$)	HPL Surfaces (\$)
<i>Clothes hanger bar and 1 fixed shelf on wardrobe side (15 3/8" W). 4 adjustable shelves. Lock. To be used with 1" surfaces.</i>				
36 x 24 x 73	900 x 600 x 1834	01_S-243673BCT	2,701	-
36 x 24 x 65	900 x 600 x 1632	01_S-243665BCT	2,634	-
<i>To be used with 1 1/2" surfaces.</i>				
36 x 24 x 73	900 x 600 x 1847	05_S-243673BCT	2,876	-
36 x 24 x 65	900 x 600 x 1645	05_S-243665BCT	2,815	-

Specify the handle code (B, Z).

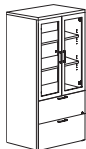
Storage / lateral file cabinets with laminate doors



W x D x H (in)	W x D x H (mm)	Code	All Laminate (\$)	HPL Surfaces (\$)
<i>2 adjustable shelves. 2 file drawers with suspension bars. Lock on drawers. To be used with 1" surfaces.</i>				
36 x 24 x 73	900 x 600 x 1834	01__-243673LFB	2,074	-
36 x 24 x 65	900 x 600 x 1632	01__-243665LFB	1,909	-
<i>To be used with 1 1/2" surfaces.</i>				
36 x 24 x 73	900 x 600 x 1847	05__-243673LFB	2,237	-
36 x 24 x 65	900 x 600 x 1645	05__-243665LFB	2,074	-

Specify the handle code (B, L, Z). Specify the accent color (A, S).

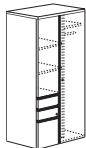
Storage / lateral file cabinets with translucent doors



W x D x H (in)	W x D x H (mm)	Code	All Laminate (\$)	HPL Surfaces (\$)
<i>2 adjustable shelves. 2 file drawers with suspension bars. Lock on drawers. To be used with 1" surfaces.</i>				
36 x 24 x 73	900 x 600 x 1834	01_S-243673LFBT	2,568	-
36 x 24 x 65	900 x 600 x 1632	01_S-243665LFBT	2,413	-
<i>To be used with 1 1/2" surfaces.</i>				
36 x 24 x 73	900 x 600 x 1847	05_S-243673LFBT	2,730	-
36 x 24 x 65	900 x 600 x 1645	05_S-243665LFBT	2,568	-

Specify the handle code (B, Z).

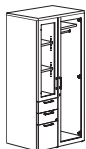
Wardrobe / storage cabinets with laminate doors



W x D x H (in)	W x D x H (mm)	Code	All Laminate (\$)	HPL Surfaces (\$)
<i>2 box drawers, 1 file drawer with suspension bar. Clothes hanger bar and 1 fixed shelf on wardrobe side (18 3/8" W). 2 adjustable shelves. Lock on drawers and on full-height door. To be used with 1" surfaces.</i>				
36 x 24 x 73	900 x 600 x 1834	01__-243673UFB	2,206	-
36 x 24 x 65	900 x 600 x 1632	01__-243665UFB	2,049	-
<i>To be used with 1 1/2" surfaces.</i>				
36 x 24 x 73	900 x 600 x 1847	05__-243673UFB	2,369	-
36 x 24 x 65	900 x 600 x 1645	05__-243665UFB	2,206	-

Specify the handle code (B, L, Z). Specify the accent color (A, S).

Combined storage cabinets with translucent doors



W x D x H (in)	W x D x H (mm)	Code	All Laminate (\$)	HPL Surfaces (\$)
<i>2 box drawers, 1 file drawer with suspension bar. Clothes hanger bar and 1 fixed shelf on wardrobe side (18 3/8" W). 2 adjustable shelves. Lock on drawers and on full-height door. To be used with 1" surfaces.</i>				
36 x 24 x 73	900 x 600 x 1834	01_S-243673UFBT	2,948	-
36 x 24 x 65	900 x 600 x 1632	01_S-243665UFBT	2,797	-
<i>To be used with 1 1/2" surfaces.</i>				
36 x 24 x 73	900 x 600 x 1847	05_S-243673UFBT	3,116	-
36 x 24 x 65	900 x 600 x 1645	05_S-243665UFBT	2,948	-

Specify the handle code (B, Z).

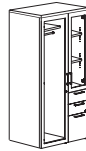
Wardrobe / storage cabinets with laminate doors



W x D x H (in)	W x D x H (mm)	Code	All Laminate (\$)	HPL Surfaces (\$)
<i>2 box drawers, 1 file drawer with suspension bar. Clothes hanger bar and 1 fixed shelf on wardrobe side (18 3/8" W). 2 adjustable shelves. Lock on drawers and on full-height door. To be used with 1" surfaces.</i>				
36 x 24 x 73	900 x 600 x 1834	01__-243673BUF	2,206	-
36 x 24 x 65	900 x 600 x 1632	01__-243665BUF	2,049	-
<i>To be used with 1 1/2" surfaces.</i>				
36 x 24 x 73	900 x 600 x 1847	05__-243673BUF	2,369	-
36 x 24 x 65	900 x 600 x 1645	05__-243665BUF	2,206	-

Specify the handle code (B, L, Z). Specify the accent color (A, S).

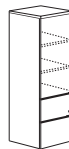
Combined storage cabinets with translucent doors



W x D x H (in)	W x D x H (mm)	Code	All Laminate (\$)	HPL Surfaces (\$)
<i>2 box drawers, 1 file drawer with suspension bar. Clothes hanger bar and 1 fixed shelf on wardrobe side (18 3/8" W). 2 adjustable shelves. Lock on drawers and on full-height door. To be used with 1" surfaces.</i>				
36 x 24 x 73	900 x 600 x 1834	01_S-243673BUFT	2,948	-
36 x 24 x 65	900 x 600 x 1632	01_S-243665BUFT	2,797	-
<i>To be used with 1 1/2" surfaces.</i>				
36 x 24 x 73	900 x 600 x 1847	05_S-243673BUFT	3,116	-
36 x 24 x 65	900 x 600 x 1645	05_S-243665BUFT	2,948	-

Specify the handle code (B, Z).

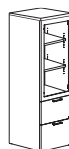
Storage / lateral file cabinets with laminate door



W x D x H (in)	W x D x H (mm)	Code	All Laminate (\$)	HPL Surfaces (\$)
<i>2 adjustable shelves. 2 file drawers with suspension bars. Reversible door. Lock on drawers. To be used with 1" surfaces.</i>				
24 x 24 x 73	600 x 600 x 1834	01__-242473FB	1,669	-
24 x 24 x 65	600 x 600 x 1632	01__-242465FB	1,597	-
<i>To be used with 1 1/2" surfaces.</i>				
24 x 24 x 73	600 x 600 x 1847	05__-242473FB	1,802	-
24 x 24 x 65	600 x 600 x 1645	05__-242465FB	1,724	-

Specify the handle code (B, L, Z). Specify the accent color (A, S).

Storage / lateral file cabinets with translucent door



W x D x H (in)	W x D x H (mm)	Code	All Laminate (\$)	HPL Surfaces (\$)
<i>2 adjustable shelves. 2 file drawers with suspension bars. Reversible door. Lock on drawers. To be used with 1" surfaces.</i>				
24 x 24 x 73	600 x 600 x 1834	01_S-242473FBT	2,164	-
24 x 24 x 65	600 x 600 x 1632	01_S-242465FBT	2,091	-
<i>To be used with 1 1/2" surfaces.</i>				
24 x 24 x 73	600 x 600 x 1847	05_S-242473FBT	2,296	-
24 x 24 x 65	600 x 600 x 1645	05_S-242465FBT	2,224	-

Specify the handle code (B, Z).

Wardrobe / storage cabinets with laminate door



W x D x H (in)	W x D x H (mm)	Code	All Laminate (\$)	HPL Surfaces (\$)
<i>Clothes hanger bar and 1 fixed shelf on wardrobe side (10 1/4" W). 4 adjustable shelves. Lock. To be used with 1" surfaces.</i>				
24 x 24 x 73	600 x 600 x 1834	01__-242473BC	1,544	-
24 x 24 x 65	600 x 600 x 1632	01__-242465BC	1,470	-
<i>To be used with 1 1/2" surfaces.</i>				
24 x 24 x 73	600 x 600 x 1847	05__-242473BC	1,712	-
24 x 24 x 65	600 x 600 x 1645	05__-242465BC	1,629	-

Specify the handle code (B, L, Z). Specify the accent color (A, S). Specify opening at the end of the code: on right (R) or on left (L).

Wardrobe / storage cabinets with translucent door



W x D x H (in)	W x D x H (mm)	Code	All Laminate (\$)	HPL Surfaces (\$)
<i>Clothes hanger bar and 1 fixed shelf on wardrobe side (10 1/4" W). 4 adjustable shelves. Lock. To be used with 1" surfaces.</i>				
24 x 24 x 73	600 x 600 x 1834	01_S-242473BCT	1,785	-
24 x 24 x 65	600 x 600 x 1632	01_S-242465BCT	1,718	-
<i>To be used with 1 1/2" surfaces.</i>				
24 x 24 x 73	600 x 600 x 1847	05_S-242473BCT	1,909	-
24 x 24 x 65	600 x 600 x 1645	05_S-242465BCT	1,850	-

Specify the handle code (B, Z). Specify opening at the end of the code: on right (R) or on left (L).

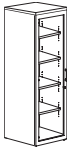
Storage cabinets with laminate door

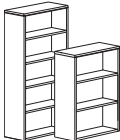



W x D x H (in)	W x D x H (mm)	Code	All Laminate (\$)	HPL Surfaces (\$)
<i>4 adjustable shelves. Lock. To be used with 1" surfaces.</i>				
24 x 24 x 73	600 x 600 x 1834	01__-242473B	1,544	-
24 x 24 x 65	600 x 600 x 1632	01__-242465B	1,470	-
<i>To be used with 1 1/2" surfaces.</i>				
24 x 24 x 73	600 x 600 x 1847	05__-242473B	1,712	-
24 x 24 x 65	600 x 600 x 1645	05__-242465B	1,629	-

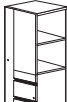
Specify the handle code (B, L, Z). Specify the accent color (A, S). Specify opening at the end of the code: on right (R) or on left (L).





	W x D x H (in)	W x D x H (mm)	Code	All Laminate (\$)	HPL Surfaces (\$)
Storage cabinets with translucent doors 	<i>4 adjustable shelves. Lock. To be used with 1" surfaces.</i>				
	24 x 24 x 73	600 x 600 x 1834	01_S-242473BT_	1,785	—
	24 x 24 x 65	600 x 600 x 1632	01_S-242465BT_	1,718	—
	<i>To be used with 1½" surfaces.</i>				
	24 x 24 x 73	600 x 600 x 1847	05_S-242473BT_	1,909	—
	24 x 24 x 65	600 x 600 x 1645	05_S-242465BT_	1,850	—
Specify the handle code (B, Z). Specify opening at the end of the code: on right (R) or on left (L).					


	W x D x H (in)	W x D x H (mm)	Code	All Laminate (\$)	HPL Surfaces (\$)
Open bookcases 	<i>73" H: 4 adjustable shelves. 65" H: 4 adjustable shelves. 48" H: 2 adjustable shelves. To be used with 1" surfaces.</i>				
	36 x 14 x 73	900 x 350 x 1834	01NN-B367314	918	—
	36 x 14 x 65	900 x 350 x 1632	01NN-B366514	837	—
	36 x 14 x 48	900 x 350 x 1225	01NN-B364814	743	—
	<i>To be used with 1½" surfaces.</i>				
	36 x 14 x 73	900 x 350 x 1847	05NN-B367314	1,020	—
	36 x 14 x 65	900 x 350 x 1645	05NN-B366514	964	—
	36 x 14 x 48	900 x 350 x 1238	05NN-B364814	862	—


	W x D x H (in)	W x D x H (mm)	Code	All Laminate (\$)	HPL Surfaces (\$)
Left personal storage towers 	<i>1 box drawer, 2 file drawers with suspension bars. Adjustable shelf on 57" H only. Wardrobe with clothes / hanger bar (7¼" W). Lock for the two file drawers. Lock on door.</i>				
	24 x 24 x 57	600 x 600 x 1437	0N__-PB242457	2,098	—
	24 x 24 x 49	600 x 600 x 1234	0N__-PB242449	2,001	—
	Specify the handle code (B, L, Z). Specify the accent color (A, S).				


	W x D x H (in)	W x D x H (mm)	Code	All Laminate (\$)	HPL Surfaces (\$)
Right personal storage towers 	<i>1 box drawer, 2 file drawers with suspension bars. Adjustable shelf on 57" H only. Wardrobe with clothes / hanger bar (7¼" W). Lock for the two file drawers. Lock on door.</i>				
	24 x 24 x 57	600 x 600 x 1437	0N__-P242457B	2,098	—
	24 x 24 x 49	600 x 600 x 1234	0N__-P242449B	2,001	—
	Specify the handle code (B, L, Z). Specify the accent color (A, S).				


	W x D x H (in)	W x D x H (mm)	Code	All Laminate (\$)	HPL Surfaces (\$)
Round table tops 	<i>1½" thick.</i>				
	48 x 48 x 1½	1200 x 1200 x 38	0_NN-R48	662	868
	42 x 42 x 1½	1050 x 1050 x 38	0_NN-R42	573	753
Specify the surface type (5, 6).					


	W x D x H (in)	W x D x H (mm)	Code	All Laminate (\$)	HPL Surfaces (\$)
Cross base 	<i>1½" laminate thick base. For 48" diameter round table tops.</i>				
	33 x 33 x 28	825 x 825 x 713	LGC-CR33	501	—


	W x D x H (in)	W x D x H (mm)	Code	All Laminate (\$)	HPL Surfaces (\$)
Cross base 	<i>1½" laminate thick base. For 42" diameter round table tops.</i>				
	27 x 27 x 28	680 x 680 x 713	LGC-CR27	441	—


	W x D x H (in)	W x D x H (mm)	Code	All Laminate (\$)	HPL Surfaces (\$)
Cross base 	<i>Anthracite Grey (GAN) or Silver (ARS) steel. Specify the finish.</i>				
	33 x 33 x 28	830 x 830 x 710	LGC-CH433	639	—


	W x D x H (in)	W x D x H (mm)	Code	All Laminate (\$)	HPL Surfaces (\$)
6" diameter steel leg. 	<i>Anthracite Grey (GAN) or Silver (ARS) steel. Specify the finish.</i>				
	6 x 6 x 28	150 x 150 x 710	LGC-TL	295	—


	W x D x H (in)	W x D x H (mm)	Code	All Laminate (\$)	HPL Surfaces (\$)
Serving carts 	<i>1 sliding shelf, 11½" extension. 2 box drawers. 2 doors with 1 adjustable shelf. 4 casters, 2 with brakes. Grommet in the back.</i>				
	36 x 21 x 36	900 x 520 x 908	0__-MS213636	1,507	1,959
	Specify the surface type (1, 2). Specify the handle code (B, L, Z). Specify the accent color (A, S).				
	36 x 21 x 36½	900 x 520 x 921	0__-MS213636	1,664	2,164
Specify the surface type (5, 6). Specify the handle code (B, L, Z). Specify the accent color (A, S).					


	W x D x H (in)	W x D x H (mm)	Code	All Laminate (\$)	HPL Surfaces (\$)
Serving carts 	<i>1 sliding shelf, 11½" extension. 1 box drawer. 1 door with 1 adjustable shelf. 4 casters, 2 with brakes. Grommet in the back.</i>				
	20 x 21 x 36	500 x 520 x 908	0__-MS212036	970	1,265
	Specify the surface type (1, 2). Specify the handle code (B, L, Z). Specify the accent color (A, S).				
	20 x 21 x 36½	500 x 520 x 921	0__-MS212036	1,120	1,465
Specify the surface type (5, 6). Specify the handle code (B, L, Z). Specify the accent color (A, S).					

	W x D x H (in)	W x D x H (mm)	Code	All Laminate (\$)	HPL Surfaces (\$)
Marker boards 	<i>180° hinges. Board surface: white high-pressure laminate, non magnetic, for use with dry-erase markers. Eraser tray along bottom of board. Inside face of doors covered in natural cork.</i>				
	55 x 5 x 41	1368 x 130 x 1049	01__-VBX4054	1,567	—
	Specify the handle code (B, L, Z). Specify the accent color (A, S).				
	55 x 5 x 42¼	1368 x 130 x 1075	05__-VBX4054	1,718	—
Specify the handle code (B, L, Z). Specify the accent color (A, S).					

	W x D x H (in)	W x D x H (mm)	Code	All Laminate (\$)	HPL Surfaces (\$)
Coffee tables 	<i>22 x 22 x 18 550 x 550 x 438</i>				
			0_NN-ST222218	427	494
	Specify the surface type (1, 2).				
	22 x 22 x 18½	550 x 550 x 451	0_NN-ST222218	483	621
Specify the surface type (5, 6).					

	W x D x H (in)	W x D x H (mm)	Code	All Laminate (\$)	HPL Surfaces (\$)
Additional full-width legs 	<i>1 tone only. For AT, DT and CM tables.</i>				
	24 x 1 x 27½	598 x 25 x 698	ONNN-L24	151	—
	30 x 1 x 27½	748 x 25 x 698	ONNN-L30	162	—

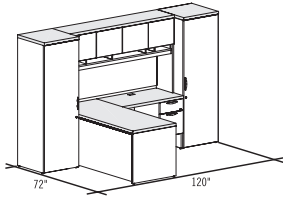
	W x D x H (in)	W x D x H (mm)	Code	All Laminate (\$)	HPL Surfaces (\$)
Additional full-width legs with wire access 	<i>1 tone only. For AT, DT and CM tables.</i>				
	24 x 1 x 27½	598 x 25 x 698	ONNN-L24D	151	—
	30 x 1 x 27½	748 x 25 x 698	ONNN-L30D	162	—

	W x D x H (in)	W x D x H (mm)	Code	All Laminate (\$)	HPL Surfaces (\$)
Additional recessed leg 	<i>1 tone only. For AT, DT and CM tables.</i>				
	13 x 1 x 27½	340 x 25 x 698	ONNN-L12	126	—



SUGGESTIONS

0__-PLAN01



Plan shown in Options Flyer:

05BA-PLAN01 **\$6,943**

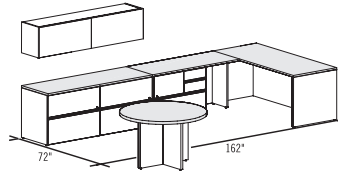
- 1 05NA-TDM3072
- 1 05BA-R2442F
- 1 05BA-242473BCL
- 1 05BA-242473BR
- 1 05NA-E724416PD
- 1 LGC-TK7019E

1½" thick laminate (5), Curved pull (B), Anthracite Grey accent (A).

Other option:

Translucent doors **\$8,675**

0__-PLAN05



Plan shown in Options Flyer:

01LS-PLAN05 **\$7,179**

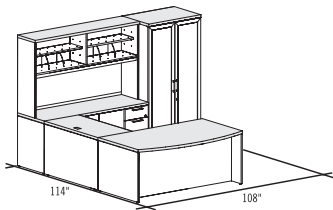
- 1 01LS-LF2472LF
- 1 0NLS-CO1830L
- 1 01NS-DT2460B
- 1 01NS-TDM3072
- 1 0NNS-EM721716D
- 1 05NN-R48
- 1 LGC-CR33

1" thick laminate (1), Linear pull (L), Silver accent (S).

Other option:

1½" thick laminate **\$7,625**

0__-PLAN02



Plan shown in Options Flyer:

05ZS-PLAN02 **\$7,896**

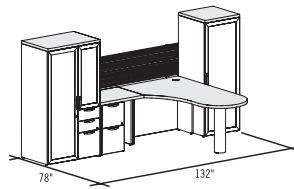
- 1 05ZS-F4272SA
- 1 05NS-BR2448
- 1 05ZS-S2472F
- 1 05NS-E724416
- 1 05ZS-243673BCT

1½" thick laminate (5), Straight pull (Z), Silver accent (S).

Other option:

Laminate doors **\$6,901**

0__-PLAN06



Plan shown in Options Flyer:

05BS-PLAN06 **\$8,433**

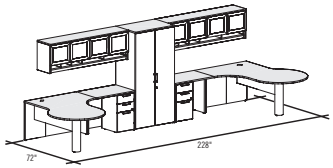
- 1 05NS-DT2430B
- 1 05NS-C4278B24
- 1 05BS-243665BUFT
- 1 05BS-242465BCTR
- 1 0NBS-P1518FLL
- 1 LGC-SUPALS
- 1 LGC-RA72S
- 1 LGC-RAS12S
- 1 LGC-RPT11S

1½" thick laminate (1), Curved pull (B), Silver accent (S).

Other option:

1" thick laminate **\$7,878**

0__-PLAN03



Plan shown in Options Flyer:

01ZS-PLAN03 **\$12,146**

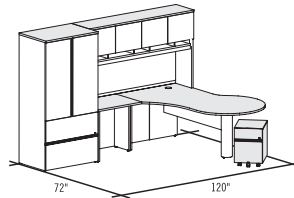
- 1 01NS-CPM724824
- 1 01NS-C4872PM24
- 2 01NS-DT2436B
- 1 01ZS-243673BC
- 2 0NZZ-P1518UFL
- 2 01NS-EM722216TD

1" thick laminate (1), Straight pull (Z), Silver accent (S).

Other option:

Laminate doors **\$10,903**

0__-PLAN07



Not shown in Options Flyer:

01__-PLAN07 **\$6,727**

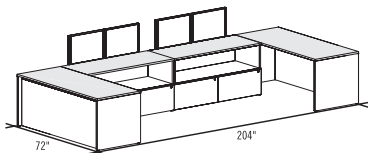
- 1 01N_-C4278PM24
- 1 01N_-DT2430B
- 1 01N_-E724416PD
- 1 01__-243673LFB
- 1 0N__-MP1518F

1" thick laminate (1).

Other option:

Translucent doors **\$7,842**

0__-PLAN04



Plan shown in Options Flyer:

01LA-PLAN04 **\$7,726**

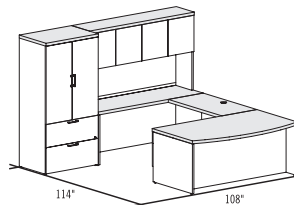
- 2 01LA-SLF2472
- 2 01NA-TDM3072
- 4 LGC-SCL2416A
- 4 PNNN-TK2215P
- 4 LGC-7POA

1" thick laminate (1), Linear pull (L), Anthracite Grey accent (A).

Other option:

1½" thick laminate **\$8,426**

0__-PLAN08



Not shown in Options Flyer:

01__-PLAN08 **\$6,390**

- 1 01__-S4272FA
- 1 01N_-BR2448
- 1 01N_-DT2472A
- 1 01N_-E724416P
- 1 01__-243673LFB

1" thick laminate (1).

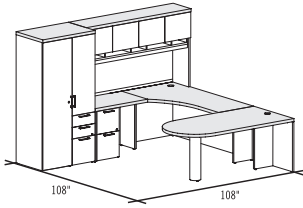
Other option:

Translucent doors **\$7,504**



SUGGESTIONS

0___-PLAN09



Not shown in Options Flyer:

01__-PLAN09 **\$7,420**

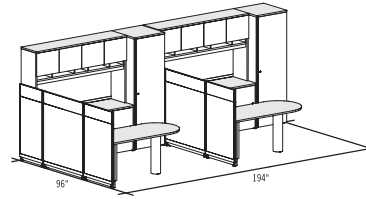
- 1 01N_-BT3672
- 1 01N_-CM367224B
- 1 01N_-DT2436B
- 1 01N_-E724416PD
- 1 01_-243673BUF
- 1 ON_-P1518FFL

1" thick laminate (1).

Other option:

Translucent doors **\$8,783**

0___-PLAN11



Not shown in Options Flyer:

01__-PLAN11 **\$17,372**

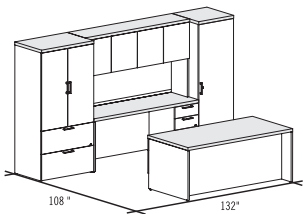
- 2 01N_-BT3060
- 2 01N_-BR2442
- 2 01N_-DT2472A
- 2 01N_-E724416PD
- 2 01_-242473BCR
- 2 ON_-1836COL
- 2 PNN_-SFLX4130
- 2 PNN_-SFLX4142
- 2 PNN_-SFLX4124
- 2 PNN_-SOFX0830
- 2 PNN_-SOFX0842
- 2 PNN_-SOFX0824

1" thick laminate (1).

Other option:

Translucent doors **\$19,736**

0___-PLAN10



Not shown in Options Flyer:

01__-PLAN10 **\$7,457**

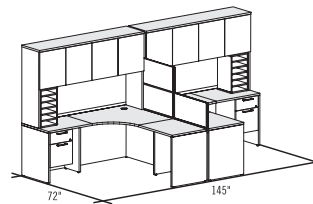
- 1 01_-S3672F
- 1 01_-S2472UF
- 1 01N_-E724416P
- 1 01_-242473BCR
- 1 01_-243673LFB

1" thick laminate (1).

Other option:

Translucent doors **\$9,132**

0___-PLAN12



Not shown in Options Flyer:

01__-PLAN12 **\$10,651**

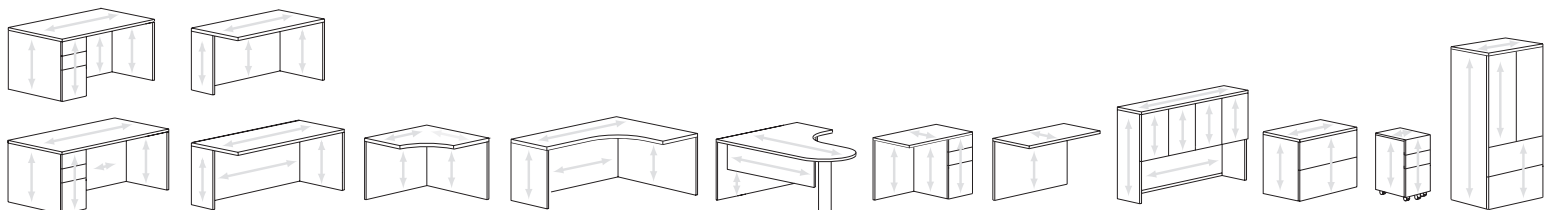
- 2 01N_-CM4224S
- 4 01N_-DT2430B
- 2 01N_-E724416P
- 2 ON_-F
- 2 LGC-DV1221
- 2 LGC-SCF4216_
- 1 LGC-SCF3016_
- 1 LGC-14TP_
- 2 LGC-7PO_

1" thick laminate (1).

Other option:

Translucent doors **\$11,892**

TYPICAL WOOD GRAIN DIRECTION FOR OPTIONS:



CONCEPT 3

IDEX Awards
NeoCon Canada



CONCEPT 3 – EASY TO SPECIFY, EASY TO RECONFIGURE

3 LAYOUTS

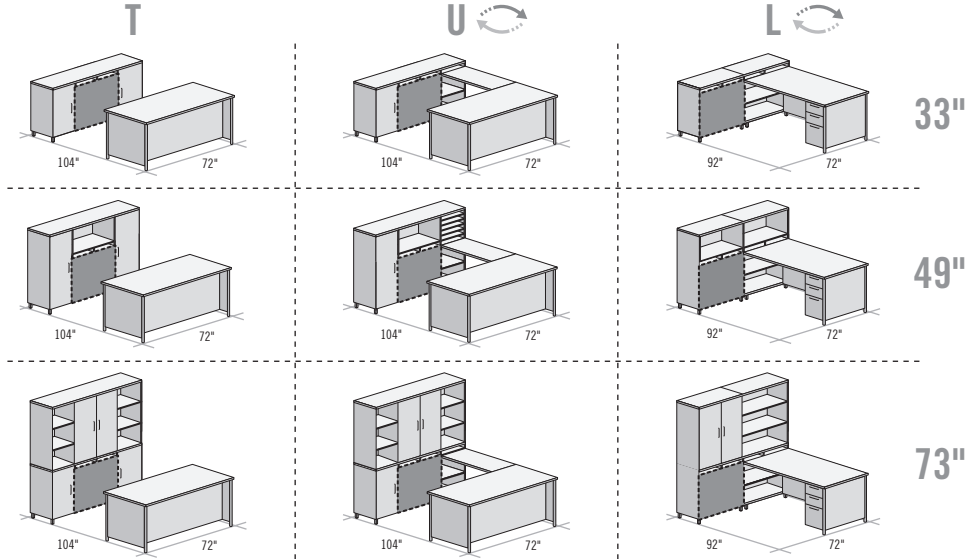
Concept 3 envisions three classic office workstation layouts – **traditional T**, **U-shaped** and **L-shaped** – with generous surfaces and versatile storage. Inspired design ensures upscale looks and maximum functionality whichever setting you choose.

REVERSIBLE

As easy as flipping a coin, storage and non-handed work surfaces fit together left or right. In the **U-shaped** and **L-shaped** settings, you can attach the bridge or work surface on either side without losing access to the storage below. A big plus if you change your space... or change your mind!

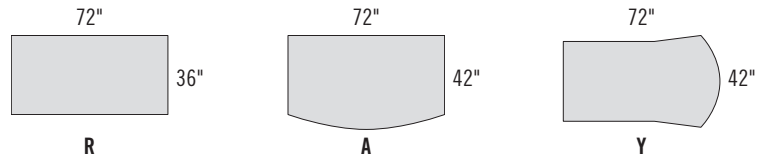
3 HEIGHTS

Keep it sleek and low with the **33-inch** storage module, elevate the look to **49 inches** or top it off at **73 inches**. Each level has its own refined sense of proportion and scale.



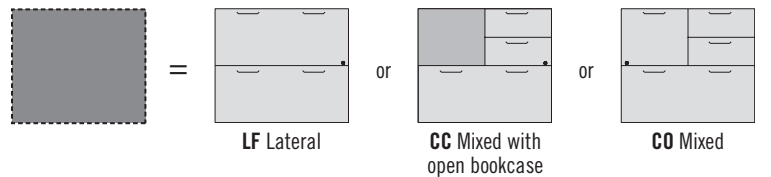
3 SURFACE SHAPES

Customize the look and function of your work surface with the shape you prefer – classic **rectangular R**, stylish **bow front A** or our adaptable **Y shape**.



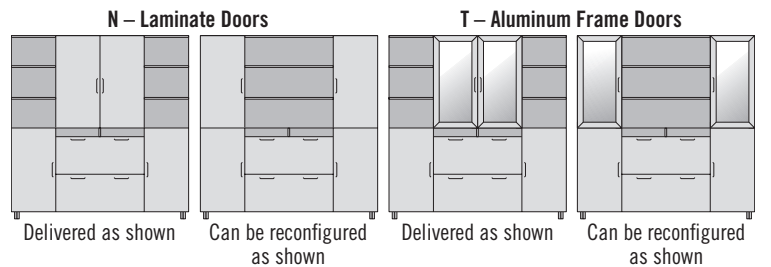
3 STORAGE OPTIONS

Choose from **storage modules** designed for filing, or for a multiplicity of functions with drawers and open bookcase. Whatever works best for you.



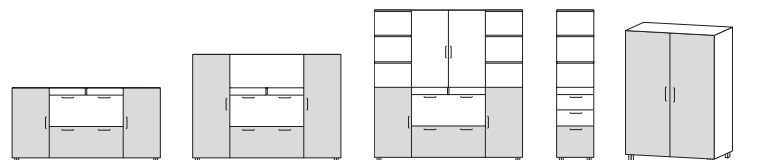
DOOR OPTIONS

Concept 3 is designed to simplify your life, but you still have the final say. Choose from matching **laminated N** or **anodized aluminum frame T** door styles. Storage modules are shipped assembled but offer you the flexibility of modifying the door configuration on site.



SPECIFIC TWO-TONE APPLICATION ON 73\", 49\" AND 33\" H STORAGE UNITS (unless otherwise specified)


The first finish specified will be applied to the laminate door(s) and to the drawer at the bottom of the unit. The second finish specified will be applied to the rest of the unit.



EDGEBANDING

Furniture with 1" (25 mm) thick tops.

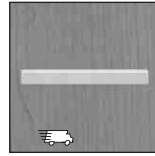
N Edge



Smooth, 1/8" (3 mm) thick edge.

The **N** edge is **matched with the finish specified for the surface.**

HANDLES



C – Cubic

CODIFICATION



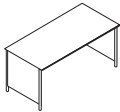

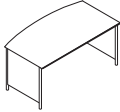





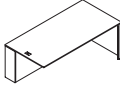









	Options
Series	Doors
C3	T Translucent


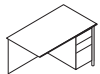
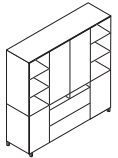
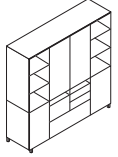
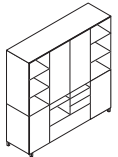
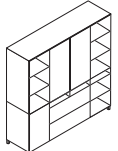
READY TO SHIP IN 5 DAYS!

Several suggested layouts, components and accessories identified by this pictogram are part of the **Lacasse quick delivery program.**

Please refer to page 3 for complete program details.



	W x D x H (in)	W x D x H (mm)	Code		Price (\$)
Rectangular surfaces	<i>Can accommodate 1 or 2 modular pedestals. Recessed, full-height modesty panel.</i>				
	72 x 36 x 29	1800 x 900 x 735	C3-TD3672		1,013
	66 x 30 x 29	1650 x 750 x 735	C3-TD3066		868
Arched surfaces	<i>Can accommodate 1 or 2 modular pedestals. Recessed, full-height modesty panel.</i>				
	72 x 42 x 29	1800 x 1050 x 735	C3-TD4272A		1,114
	66 x 36 x 29	1650 x 900 x 735	C3-TD3666A		989
Y-shaped surfaces	<i>Reversible. Half-height modesty panel. Grommet. Can not accommodate pedestal.</i>				
	72 x 42 x 29	1800 x 1050 x 735	C3-YTM3672		1,056
	66 x 42 x 29	1650 x 1050 x 735	C3-YTM3666		989
Rectangular surface-returns	<i>Reversible. Can accommodate 1 modular pedestal. Can be attached to a 36" wide bookcase. Recessed, full-height modesty panel. Grommet.</i>				
	72 x 36 x 29	1800 x 900 x 735	C3-RD3672		856
	66 x 36 x 29	1650 x 900 x 735	C3-RD3666		789
	54 x 36 x 29	1350 x 900 x 735	C3-RD3654		743
Y-shaped surface-returns	<i>Reversible. Must be attached to a 36" wide bookcase. Half-height modesty panel. Grommet. Can not accommodate pedestal.</i>				
	72 x 42 x 29	1800 x 1050 x 735	C3-YUM3672		880
	66 x 42 x 29	1650 x 1050 x 735	C3-YUM3666		820
	54 x 42 x 29	1350 x 1050 x 735	C3-YUM3654		789
Modular pedestal	<i>2 file drawers with suspension bars. Lock. Goes under a work surface. 1 tone only.</i>				
	15 x 24 x 24 3/4	388 x 600 x 628	C3-FF24		735
Modular pedestal	<i>2 box drawers. 1 file drawer with suspension bar. Pencil tray. Lock. Goes under a work surface. 1 tone only.</i>				
	15 x 24 x 24 3/4	388 x 600 x 628	C3-UF24		813
Bridge-returns	<i>Half-height modesty panel. Grommet.</i>				
	48 x 18 x 13	1200 x 448 x 327	C3-BR1848		327
	42 x 18 x 13	1050 x 448 x 327	C3-BR1842		295

	W x D x H (in)	W x D x H (mm)	Code		Price (\$)
Executive return	<i>Reversible. 2 box drawers and 1 file drawer. Pencil tray. Grommet on the back. Lock.</i>				
	48 x 24 x 29	1200 x 600 x 735	C3-UF2448R		1,331
	Packaged in 2 boxes.				
73" Storage modules – 4 doors	<i>UPPER: Open bookcases, 4 adjustable shelves. Bookcase with doors, 2 adjustable shelves. Doors can be installed at either ends. Grommet on the back. Specify T at the end of the code for translucent doors. LOWER: Bookcases with doors, 2 adjustable shelves. 2 pigeonholes. Packaged in 2 boxes.</i>				
Lateral file modules	<i>2 file drawers with suspension bars. Lock.</i>				
	72 x 20 x 73	1796 x 500 x 1850	C3-207273LFB		3,697
	72 x 20 x 73	1796 x 500 x 1850	C3-207273LFBT		4,369
Mixed modules	<i>2 box drawers, 2 file drawers with suspension bars. Lock. Pencil tray.</i>				
	72 x 20 x 73	1796 x 500 x 1850	C3-207273COB		3,989
	72 x 20 x 73	1796 x 500 x 1850	C3-207273COBT		4,660
Open mixed modules	<i>Open storage space. 2 box drawers. 1 file drawer with suspension bar. Lock. Pencil tray.</i>				
	72 x 20 x 73	1796 x 500 x 1850	C3-207273CCB		3,827
	72 x 20 x 73	1796 x 500 x 1850	C3-207273CCBT		4,484
73" Storage modules – 3 doors	<i>UPPER: Open bookcases, 2 adjustable shelves. Bookcase with doors, 2 adjustable shelves. Doors can be installed at either ends. Grommet on the back. Specify T at the end of the code for translucent doors. LOWER: Reversible. Bookcases with door, adjustable shelf. 3 pigeonholes. Open Bookcase, adjustable shelf. A bridge-return can be attached. Packaged in two boxes.</i>				
Lateral file modules	<i>2 file drawers with suspension bars. Lock.</i>				
	72 x 20 x 73	1796 x 500 x 1850	C3-207273LFS		3,630
	72 x 20 x 73	1796 x 500 x 1850	C3-207273LFST		4,297

 = QUICKSHIP  = ASSEMBLY REQUIRED

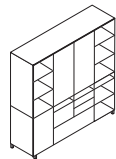
	W x D x H (in)	W x D x H (mm)	Code	Price (\$)
--	----------------	----------------	------	------------

73" Storage modules – 3 doors (cont'd)

Mixed modules

2 box drawers, 2 file drawers with suspension bars. Lock. Pencil tray.

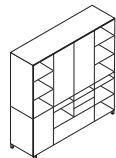
72 x 20 x 73	1796 x 500 x 1850	C3-207273COS	3,936
72 x 20 x 73	1796 x 500 x 1850	C3-207273COST	4,599



Open mixed modules

Open storage space. 2 box drawers. 1 file drawer with suspension bar. Lock. Pencil tray.

72 x 20 x 73	1796 x 500 x 1850	C3-207273CCS	3,779
72 x 20 x 73	1796 x 500 x 1850	C3-207273CCST	4,449



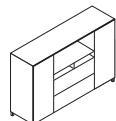
49" Storage modules – 2 doors

Bookcases with doors, 4 adjustable shelves. Open storage space. 2 pigeonholes. Grommet on the back. Specify T at the end of the code for translucent doors.

Lateral file modules

2 file drawers with suspension bars. Lock.

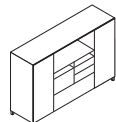
72 x 20 x 49	1796 x 500 x 1241	C3-207249LFB	2,440
72 x 20 x 49	1796 x 500 x 1241	C3-207249LFBT	3,189



Mixed modules

2 box drawers, 2 file drawers with suspension bars. Lock. Pencil tray.

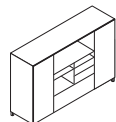
72 x 20 x 49	1796 x 500 x 1241	C3-207249COB	2,672
72 x 20 x 49	1796 x 500 x 1241	C3-207249COBT	3,406



Open mixed modules

Open storage space. 2 box drawers. 1 file drawer with suspension bar. Lock. Pencil tray.

72 x 20 x 49	1796 x 500 x 1241	C3-207249CCB	2,506
72 x 20 x 49	1796 x 500 x 1241	C3-207249CCBT	3,135



49" Storage modules – 1 door

Reversible. Bookcase with door, 2 adjustable shelves. Open storage space. 8 pigeonholes. Open bookcase, adjustable shelf. Grommet on the back. A bridge-return can be attached. Specify T at the end of the code for translucent doors.

Lateral file modules

2 file drawers with suspension bars. Lock.

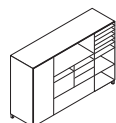
72 x 20 x 49	1796 x 500 x 1241	C3-207249LFS	2,501
72 x 20 x 49	1796 x 500 x 1241	C3-207249LFST	2,857



Mixed modules

2 box drawers, 2 file drawers with suspension bars. Lock. Pencil tray.

72 x 20 x 49	1796 x 500 x 1241	C3-207249COS	2,719
72 x 20 x 49	1796 x 500 x 1241	C3-207249COST	3,093



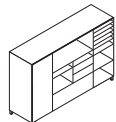
	W x D x H (in)	W x D x H (mm)	Code	Price (\$)
--	----------------	----------------	------	------------

49" Storage modules – 1 door (cont'd)

Open mixed modules

Open storage space. 2 box drawers. 1 file drawer with suspension bar. Lock. Pencil tray.

72 x 20 x 49	1796 x 500 x 1241	C3-207249CCS	2,573
72 x 20 x 49	1796 x 500 x 1241	C3-207249CCST	2,942



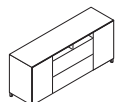
33" Storage modules – 2 doors

Bookcases with doors, 2 adjustable shelves. 2 pigeonholes. Specify T at the end of the code for translucent doors.

Lateral file modules

2 file drawers with suspension bars. Lock.

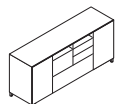
72 x 20 x 33	1796 x 500 x 834	C3-207233LFB	2,158
72 x 20 x 33	1796 x 500 x 834	C3-207233LFBT	2,719



Mixed modules

2 box drawers, 2 file drawers with suspension bars. Lock. Pencil tray.

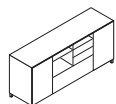
72 x 20 x 33	1796 x 500 x 834	C3-207233COB	2,471
72 x 20 x 33	1796 x 500 x 834	C3-207233COBT	3,020



Open mixed modules

Open storage space. 2 box drawers. 1 file drawer with suspension bar. Lock. Pencil tray.

72 x 20 x 33	1796 x 500 x 834	C3-207233CCB	2,304
72 x 20 x 33	1796 x 500 x 834	C3-207233CCBT	2,822



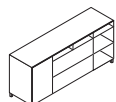
33" Storage modules – 1 door

Reversible. Bookcase with doors, adjustable shelf. 3 pigeonholes. Open bookcase, adjustable shelf. A bridge-return can be attached. Specify T at the end of the code for translucent doors.

Lateral file modules

2 file drawers with suspension bars. Lock.

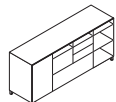
72 x 20 x 33	1796 x 500 x 834	C3-207233LFS	2,098
72 x 20 x 33	1796 x 500 x 834	C3-207233LFST	2,376



Mixed modules

2 box drawers, 2 file drawers with suspension bars. Lock. Pencil tray.

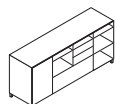
72 x 20 x 33	1796 x 500 x 834	C3-207233COS	2,413
72 x 20 x 33	1796 x 500 x 834	C3-207233COST	2,677

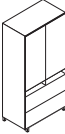
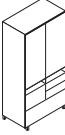
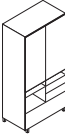
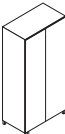
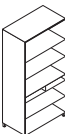
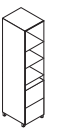
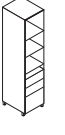

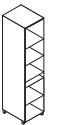











Open mixed modules








Open storage space. 2 box drawers. 1 file drawer with suspension bar. Lock. Pencil tray.


72 x 20 x 33	1796 x 500 x 834	C3-207233CCS	2,260
72 x 20 x 33	1796 x 500 x 834	C3-207233CCST	2,512




	W x D x H (in)	W x D x H (mm)	Code	Price (\$)
73" COMPLEMENTARY STORAGE MODULES				
Lateral file modules	<i>Bookcase with doors, 2 adjustable shelves. 2 pigeonholes. 2 file drawers with suspension bars. Lock. Grommet on the back. Specify T at the end of the code for translucent doors.</i>			
	36 x 20 x 73	900 x 500 x 1850	C3-203673LF	2,376
	36 x 20 x 73	900 x 500 x 1850	C3-203673LFT	3,057
Mixed modules	<i>Bookcase with doors, 2 adjustable shelves. 2 pigeonholes. 2 box drawers. 2 file drawers with suspension bars. Lock. Pencil tray. Grommet on the back. Specify T at the end of the code for translucent doors.</i>			
	36 x 20 x 73	900 x 500 x 1850	C3-203673CO	2,616
	36 x 20 x 73	900 x 500 x 1850	C3-203673COT	3,273
Open mixed modules	<i>Bookcase with doors, 2 adjustable shelves. 2 pigeonholes. Open storage space. 2 box drawers. 1 file drawer with suspension bar. Lock. Pencil tray. Grommet on the back. Specify T at the end of the code for translucent doors.</i>			
	36 x 20 x 73	900 x 500 x 1850	C3-203673CC	2,440
	36 x 20 x 73	900 x 500 x 1850	C3-203673CCT	3,098
Bookcase modules with doors	<i>3 adjustable shelves and 1 fixed shelf. 1 clothes hanger bar. Specify T at the end of the code for translucent doors.</i>			
	36 x 20 x 73	900 x 500 x 1850	C3-203673B	1,639
	36 x 20 x 73	900 x 500 x 1850	C3-203673BT	2,599
Bookcase modules	<i>Fixed shelf at 29". 3 adjustable shelves. 2 pigeonholes. Grommet on the back. A surface-return can be attached. 1 tone only.</i>			
	36 x 20 x 73	900 x 500 x 1850	C3-BS203673	1,502
Lateral file module	<i>Bookcase, 2 adjustable shelves. Pigeonhole. 2 file drawers with suspension bars. Lock.</i>			
	18 x 20 x 73	450 x 500 x 1850	C3-201873FF	1,538
Mixed module	<i>Bookcase, 2 adjustable shelves. Pigeonhole. 2 box drawers. 1 file drawer with suspension bar. Pencil tray. Lock.</i>			
	18 x 20 x 73	450 x 500 x 1850	C3-201873UF	1,633
Bookcase modules with door	<i>Reversible door. 4 adjustable shelves. Specify T at the end of the code for translucent door.</i>			
	18 x 20 x 73	450 x 500 x 1850	C3-201873B	1,273
	18 x 20 x 73	450 x 500 x 1850	C3-201873BT	1,724
Bookcase module	<i>3 adjustable shelves. Pigeonhole. A bridge-return can be attached. 1 tone only.</i>			
	18 x 20 x 73	450 x 500 x 1850	C3-BS201873	1,127


	W x D x H (in)	W x D x H (mm)	Code	Price (\$)
49" COMPLEMENTARY STORAGE MODULES				
Lateral file module	<i>Open storage space. 2 pigeonholes. 2 file drawers with suspension bars. Lock. Grommet on the back.</i>			
	36 x 20 x 49	900 x 500 x 1241	C3-203649LF	1,574
Mixed module	<i>Open storage space. 2 pigeonholes. 2 box drawers. 2 file drawers with suspension bars. Lock. Pencil tray. Grommet on the back.</i>			
	36 x 20 x 49	900 x 500 x 1241	C3-203649CO	1,856
Open mixed module	<i>Open storage space. 2 pigeonholes. 2 box drawers. 1 file drawer with suspension bar. Lock. Pencil tray. Grommet on the back.</i>			
	36 x 20 x 49	900 x 500 x 1241	C3-203649CC	1,699
Bookcase modules with doors	<i>2 adjustable shelves. 1 clothes hanger bar. Specify T at the end of the code for translucent doors.</i>			
	36 x 20 x 49	900 x 500 x 1241	C3-203649B	1,212
	36 x 20 x 49	900 x 500 x 1241	C3-203649BT	1,909
Bookcase module	<i>Open storage space. 2 pigeonholes. Fixed shelf at 29". Adjustable shelf. Grommet on the back. A surface-return can be attached. 1 tone only.</i>			
	36 x 20 x 49	900 x 500 x 1241	C3-BS203649	1,103
Lateral file module	<i>Open storage space. Pigeonhole. 2 file drawers with suspension bars. Lock.</i>			
	18 x 20 x 49	450 x 500 x 1241	C3-201849FF	1,242
Mixed module	<i>Open storage space. Pigeonhole. 2 box drawers. 1 file drawer with suspension bar. Pencil tray. Lock.</i>			
	18 x 20 x 49	450 x 500 x 1241	C3-201849UF	1,326
Bookcase modules with door	<i>Reversible door. 2 adjustable shelves. Specify T at the end of the code for translucent door.</i>			
	18 x 20 x 49	450 x 500 x 1241	C3-201849B	984
	18 x 20 x 49	450 x 500 x 1241	C3-201849BT	1,290
Bookcase module	<i>Open storage space. Pigeonhole. Adjustable shelf. A bridge-return can be attached. 1 tone only.</i>			
	18 x 20 x 49	450 x 500 x 1241	C3-BS201849	892


	W x D x H (in)	W x D x H (mm)	Code	Price (\$)
33" COMPLEMENTARY STORAGE MODULES				
Lateral file module	<i>2 pigeonholes. 2 file drawers with suspension bars. Lock.</i>			
	36 x 20 x 33	900 x 500 x 834	C3-203633LF	1,398
Mixed module	<i>2 pigeonholes. 2 box drawers. 2 file drawers with suspension bars. Lock. Pencil tray.</i>			
	36 x 20 x 33	900 x 500 x 834	C3-203633CO	1,664
Open mixed module	<i>2 pigeonholes. Open storage space. 2 box drawers. File drawer with suspension bar. Lock. Pencil tray.</i>			
	36 x 20 x 33	900 x 500 x 834	C3-203633CC	1,518
Bookcase modules with doors	<i>Adjustable shelf. Specify T at the end of the code for translucent doors.</i>			
	36 x 20 x 33	900 x 500 x 834	C3-203633B	1,020
	36 x 20 x 33	900 x 500 x 834	C3-203633BT	1,549
Bookcase module	<i>2 pigeonholes. Adjustable shelf. A surface-return can be attached. 1 tone only.</i>			
	36 x 20 x 33	900 x 500 x 834	C3-BS203633	880
Lateral file module	<i>Pigeonhole. 2 file drawers with suspension bars. Lock.</i>			
	18 x 20 x 33	450 x 500 x 834	C3-201833FF	1,097
Mixed module	<i>Pigeonhole. 2 box drawers. 1 file drawer with suspension bar. Lock. Pencil tray.</i>			
	18 x 20 x 33	450 x 500 x 834	C3-201833UF	1,194


	W x D x H (in)	W x D x H (mm)	Code	Price (\$)
Bookcase modules with door	<i>Reversible door. Adjustable shelf. Specify T at the end of the code for translucent door.</i>			
	18 x 20 x 33	450 x 500 x 834	C3-201833B	844
	18 x 20 x 33	450 x 500 x 834	C3-201833BT	1,073


Bookcase module	<i>Pigeonhole. Adjustable shelf. A bridge-return can be attached. 1 tone only.</i>			
	18 x 20 x 33	450 x 500 x 834	C3-BS201833	723


COMPLEMENTARY FURNITURE


Mobile pedestals	<i>2 box drawers. 1 file drawer with suspension bar. Brakes on front casters. Lock. Pencil tray. Fits under a work surface. 1 tone only.</i>			
	15 x 23 x 27 $\frac{1}{2}$	390 x 575 x 689	C3-MP1523UF	977
	15 x 18 x 27 $\frac{1}{2}$	390 x 450 x 689	C3-MP1518UF	916

Mobile pedestal	<i>2 file drawers with suspension bars. Brakes on front casters. Lock. Fits under a work surface. 1 tone only.</i>			
	15 x 23 x 27 $\frac{1}{2}$	390 x 575 x 689	C3-MP1523FF	825

Mobile pedestals	<i>1 box drawer, 1 file drawer with suspension bar. Brakes on front casters. Lock. Pencil tray. Fits under a work surface. 1 tone only.</i>			
	15 x 23 x 20 $\frac{3}{4}$	390 x 575 x 527	C3-MP1523F	808
	15 x 18 x 20 $\frac{3}{4}$	390 x 450 x 527	C3-MP1518F	778

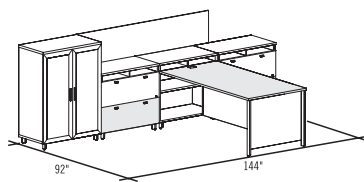
Hanging combination pedestal	<i>1 box drawer and 1 file drawer with suspension bar. Pencil tray. Lock. Must be installed under a work surface. 1 tone only.</i>			
	15 x 18 x 19 $\frac{1}{4}$	388 x 448 x 489	C3-F	675

Conference table	<i>Cross base with anodized aluminum legs.</i>			
	42 x 42 x 29	1050 x 1050 x 735	C3-R42CR	868

Conference tables	<i>1" thick top. Laminate base with anodized aluminium legs.</i>			
	120 x 42 x 29	3000 x 1050 x 735	C3-REC42120	1,415
	96 x 42 x 29	2400 x 1050 x 735	C3-REC4296	1,061
	72 x 42 x 29	1800 x 1050 x 735	C3-REC4272	945
	120 x 48 x 29	3000 x 1200 x 735	C3-REC48120	1,538
	42" x 120" and 48" x 120": packaged in 2 boxes.	2400 x 1200 x 735	C3-REC4896	1,180

SUGGESTIONS

C3-PLAN01



Plan shown in Concept 3 Flyer:

C3-PLAN01 **\$6,896**

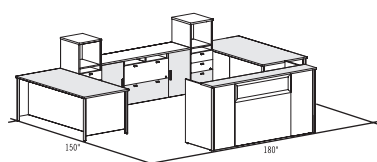
- 1 C3-203649BT
- 2 C3-203633LF
- 1 C3-BS203633
- 1 C3-RD3672
- 1 LGC-TK8421M

Cabinet with translucent doors (T).

Other option:

Cabinet with laminate doors. **\$6,198**

C3-PLAN02



Plan shown in Concept 3 Flyer:

C3-PLAN02 **\$9,005**

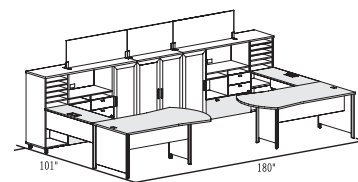
- 2 C3-TD3672
- 2 C3-201849UF
- 1 C3-207233LFB
- 1 C3-GS3084ST

Cabinet with laminate doors.

Other option:

Cabinet with translucent doors (T). **\$9,566**

C3-PLAN04



Plan shown in Concept 3 Flyer:

C3-PLAN04 **\$10,073**

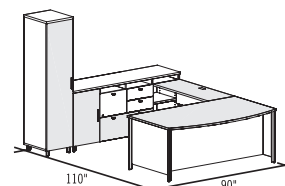
- 2 C3-YTM3672
- 2 C3-BR1848
- 2 C3-207249CCST
- 1 C3-203649BT
- 3 CNNN-SCT3618

Cabinets with translucent doors (T).

Other option:

Cabinets with laminate doors **\$10,639**

C3-PLAN05



Plan shown in Concept 3 Flyer:

QSC3-PLAN05 **\$5,122**


- 1 QSC3-201873B
- 1 QSC3-207233COS
- 1 QSC3-BR1848
- 1 QSC3-TD4272A

Cabinets with laminate doors.

Other option:

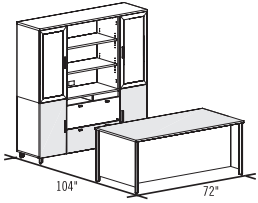
Cabinets with translucent doors (T). **\$5,842**

 = ASSEMBLY REQUIRED

 = QUICKSHIP

SUGGESTIONS

C3-PLAN06



Plan shown in Concept 3 Flyer:

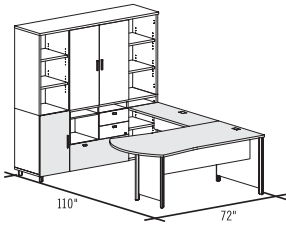
QSC3-PLAN06	\$6,198
1 QSC3-TD3672	
1 QSC3-207273LFBT	
1 QSC3-UF24	

Upper cabinet with translucent doors (T).

Other option:

Upper cabinet with laminate doors.	\$5,521
------------------------------------	----------------

C3-PLAN07



Not shown in Concept 3 Flyer:

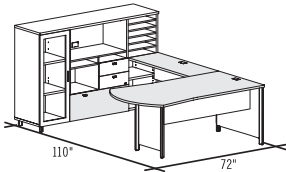
QSC3-PLAN07	\$5,158
1 QSC3-YTM3672	
1 QSC3-BR1848	
1 QSC3-207273CCS	

Upper cabinet with laminate doors.

Other option:

Upper cabinet with translucent doors (T).	\$5,828
---	----------------

C3-PLAN08



Not shown in Concept 3 Flyer:

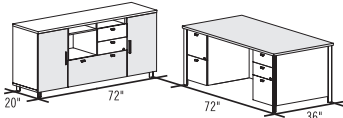
QSC3-PLAN08	\$4,322
1 QSC3-YTM3672	
1 QSC3-BR1848	
1 QSC3-207249CCST	

Cabinet with translucent door (T).

Other option:

Cabinet with laminate door.	\$3,953
-----------------------------	----------------

C3-PLAN09



Not shown in Concept 3 Flyer:

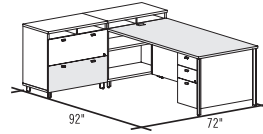
QSC3-PLAN09	\$4,863
1 QSC3-TD3672	
1 QSC3-207233CCB	
1 QSC3-UF24	
1 QSC3-FF24	

Cabinet with laminate doors.

Other option:

Cabinet with translucent doors (T)	\$5,383
------------------------------------	----------------

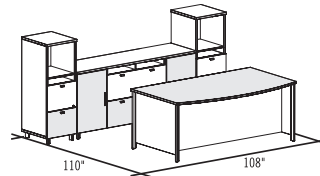
C3-PLAN10



Not shown in Concept 3 Flyer:

QSC3-PLAN10	\$3,948
1 QSC3-RD3672	
1 QSC3-BS203633	
1 QSC3-203633LF	
1 QSC3-UF24	

C3-PLAN12



Not shown in Concept 3 Flyer:

C3-PLAN12	\$7,384
------------------	----------------

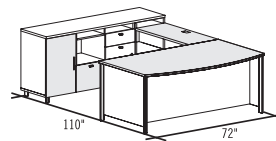
- 1 C3-TD4272A
- 1 C3-207233LFB
- 2 C3-201849FF
- 2 C3-UF24

Cabinet with laminate doors.

Other option:

Cabinet with translucent doors (T).	\$7,946
-------------------------------------	----------------

C3-PLAN13



Not shown in Concept 3 Flyer:

C3-PLAN13	\$4,351
------------------	----------------

- 1 C3-TD4272A
- 1 C3-BR1848
- 1 C3-207233CCS
- 1 C3-UF24

Cabinet with laminate doors.

Other option:

Cabinet with translucent doors (T).	\$4,630
-------------------------------------	----------------

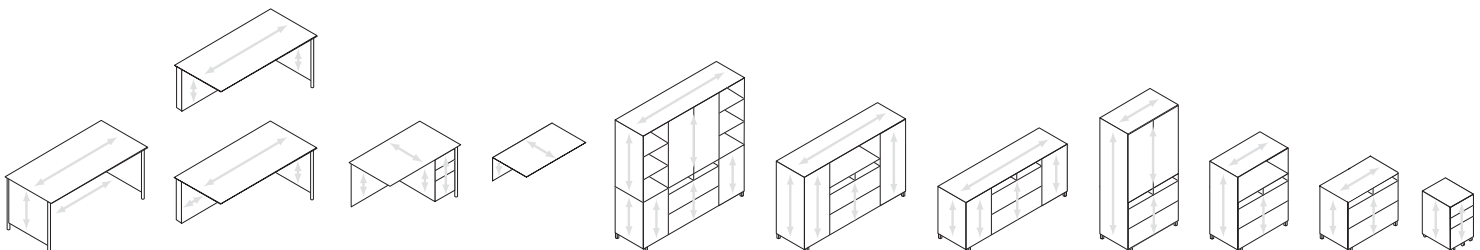
READY TO SHIP IN 5 DAYS!

Several suggested layouts, components and accessories identified by this pictogram are part of the **Lacasse quick delivery program**.


Please refer to page 3 for complete program details.



TYPICAL WOOD GRAIN DIRECTION FOR CONCEPT 3:



2-TONE LAMINATE APPLICATION: SHADED AREA CORRESPONDS TO THE FIRST CODE TO BE SPECIFIED. SECOND LAMINATE CODE WILL BE APPLIED TO THE REST OF THE PRODUCT.


 = QUICKSHIP

CONCEPT 70

EDGE BANDING

Furniture with 1½" (38 mm) thick tops.

N Edge



Smooth, 1/8" (3 mm) thick edge.

The N edge is matched with the finish specified for the surface.

Textured 1 Edge



Textured, 5/32" (4 mm) thick edge.

The textured 1 and 2 edges are available (and in matching color) ONLY when a wood grain finish is specified for the surface.

Textured 2 Edge



HANDLES

A choice of two metal handles offered in three colors.



DA Anthracite Grey



DB Brass



DN Nickel



KA Anthracite Grey



KB Brass



KN Nickel

CODIFICATION

Series	Options		
	Edgebanding	Handles	Accent color
7	N Smooth edge 1 Textured 1 edge 2 Textured 2 edge	D Straight K Classic	A Anthracite Grey B Brass N Nickel

READY TO SHIP IN 5 DAYS!

Several suggested layouts, components and accessories identified by this pictogram are part of the **Lacasse quick delivery program**.

Please refer to page 3 for complete program details.



	W x D x H (in)	W x D x H (mm)	Code	Price (\$)
	<i>2 pedestals with locks, 2 box drawers and 2 file drawers with suspension bars. Pencil tray. Recessed, full-height modesty panel.</i>			
	84 x 36 x 29½	2100 x 900 x 748	7___-F3684F	1,923
	72 x 36 x 29½	1800 x 900 x 748	7___-F3672F	1,802
	72 x 30 x 29½	1800 x 750 x 748	7___-F3072F	1,742
	66 x 30 x 29½	1650 x 750 x 748	7___-F3066F	1,688
	60 x 30 x 29½	1500 x 750 x 748	7___-F3060F	1,633

Specify the edge (N, 1, 2). Specify the handle code (D, K). Specify the accent color (A, B, N).

	W x D x H (in)	W x D x H (mm)	Code	Price (\$)
	<i>2 pedestals with locks, 2 box drawers and 2 file drawers with suspension bars. Pencil tray. Recessed, full-height modesty panel.</i>			
	84 x 42 x 29½	2100 x 1050 x 748	7___-F4284FA	2,237
	72 x 42 x 29½	1800 x 1050 x 748	7___-F4272FA	2,049

Specify the edge (N, 1, 2). Specify the handle code (D, K). Specify the accent color (A, B, N).

	W x D x H (in)	W x D x H (mm)	Code	Price (\$)
	<i>1 pedestal on left with lock, 1 box drawer and 1 file drawer with suspension bar. Pencil tray. Recessed, full-height modesty panel.</i>			
	84 x 36 x 29½	2100 x 900 x 748	7___-F3684S	1,556
	72 x 36 x 29½	1800 x 900 x 748	7___-F3672S	1,429
	72 x 30 x 29½	1800 x 750 x 748	7___-F3072S	1,374
	66 x 30 x 29½	1650 x 750 x 748	7___-F3066S	1,316
	60 x 30 x 29½	1500 x 750 x 748	7___-F3060S	1,259
	48 x 30 x 29½	1200 x 750 x 748	7___-F3048S	1,180

Specify the edge (N, 1, 2). Specify the handle code (D, K). Specify the accent color (A, B, N).

	W x D x H (in)	W x D x H (mm)	Code	Price (\$)
	<i>1 pedestal on right with lock, 1 box drawer and 1 file drawer with suspension bar. Pencil tray. Recessed, full-height modesty panel.</i>			
	84 x 36 x 29½	2100 x 900 x 748	7___-S3684F	1,556
	72 x 36 x 29½	1800 x 900 x 748	7___-S3672F	1,429
	72 x 30 x 29½	1800 x 750 x 748	7___-S3072F	1,374
	66 x 30 x 29½	1650 x 750 x 748	7___-S3066F	1,316
	60 x 30 x 29½	1500 x 750 x 748	7___-S3060F	1,259
	48 x 30 x 29½	1200 x 750 x 748	7___-S3048F	1,180

Specify the edge (N, 1, 2). Specify the handle code (D, K). Specify the accent color (A, B, N).

	W x D x H (in)	W x D x H (mm)	Code	Price (\$)
	<i>1 pedestal on left with lock, 1 box drawer and 1 file drawer with suspension bar. Pencil tray. Recessed, full-height modesty panel.</i>			
	84 x 42 x 29½	2100 x 1050 x 748	7___-F4284SA	1,923
	72 x 42 x 29½	1800 x 1050 x 748	7___-F4272SA	1,802

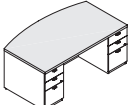

Specify the edge (N, 1, 2). Specify the handle code (D, K). Specify the accent color (A, B, N).

	W x D x H (in)	W x D x H (mm)	Code	Price (\$)
	<i>1 pedestal on right with lock, 1 box drawer and 1 file drawer with suspension bar. Pencil tray. Recessed, full-height modesty panel.</i>			
	84 x 42 x 29½	2100 x 1050 x 748	7___-S4284FA	1,923
	72 x 42 x 29½	1800 x 1050 x 748	7___-S4272FA	1,802

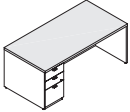




Specify the edge (N, 1, 2). Specify the handle code (D, K). Specify the accent color (A, B, N).

	W x D x H (in)	W x D x H (mm)	Code	Price (\$)
	<i>2 pedestals with locks, 4 box drawers and 2 file drawers with suspension bars. Pencil tray. Recessed, full-height modesty panel.</i>			
	84 x 36 x 29½	2100 x 900 x 748	7___-UF3684UF	2,296
	72 x 36 x 29½	1800 x 900 x 748	7___-UF3672UF	2,176
	72 x 30 x 29½	1800 x 750 x 748	7___-UF3072UF	2,116
	66 x 30 x 29½	1650 x 750 x 748	7___-UF3066UF	2,061
	60 x 30 x 29½	1500 x 750 x 748	7___-UF3060UF	2,008

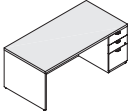




Specify the edge (N, 1, 2). Specify the handle code (D, K). Specify the accent color (A, B, N).

	W x D x H (in)	W x D x H (mm)	Code	Price (\$)
Double pedestal bow front desks – low profile 	<i>2 pedestals with locks, 4 box drawers and 2 file drawers with suspension bars. Pencil tray. Recessed, full-height modesty panel.</i>			
	84 x 42 x 29½	2100 x 1050 x 748	7_--_-UF4284UFA	2,573
	72 x 42 x 29½	1800 x 1050 x 748	7_--_-UF4272UFA 	2,453

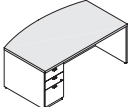

Specify the edge (N, 1, 2). Specify the handle code (D, K). Specify the accent color (A, B, N).

	W x D x H (in)	W x D x H (mm)	Code	Price (\$)
Left single pedestal desks – low profile 	<i>1 pedestal on left with lock, 2 box drawers and 1 file drawer with suspension bar. Pencil tray. Recessed, full-height modesty panel.</i>			
	84 x 36 x 29½	2100 x 900 x 748	7_--_-UF3684S	1,737
	72 x 36 x 29½	1800 x 900 x 748	7_--_-UF3672S 	1,616
	72 x 30 x 29½	1800 x 750 x 748	7_--_-UF3072S 	1,561
	66 x 30 x 29½	1650 x 750 x 748	7_--_-UF3066S 	1,502
	60 x 30 x 29½	1500 x 750 x 748	7_--_-UF3060S 	1,447
	48 x 30 x 29½	1200 x 750 x 748	7_--_-UF3048S	1,368

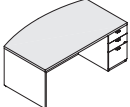

Specify the edge (N, 1, 2). Specify the handle code (D, K). Specify the accent color (A, B, N).

	W x D x H (in)	W x D x H (mm)	Code	Price (\$)
Right single pedestal desks – low profile 	<i>1 pedestal on right with lock, 2 box drawers and 1 file drawer with suspension bar. Pencil tray. Recessed, full-height modesty panel.</i>			
	84 x 36 x 29½	2100 x 900 x 748	7_--_-S3684UF	1,737
	72 x 36 x 29½	1800 x 900 x 748	7_--_-S3672UF 	1,616
	72 x 30 x 29½	1800 x 750 x 748	7_--_-S3072UF 	1,561
	66 x 30 x 29½	1650 x 750 x 748	7_--_-S3066UF 	1,502
	60 x 30 x 29½	1500 x 750 x 748	7_--_-S3060UF 	1,447
	48 x 30 x 29½	1200 x 750 x 748	7_--_-S3048UF	1,368

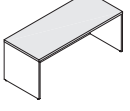
Specify the edge (N, 1, 2). Specify the handle code (D, K). Specify the accent color (A, B, N).

	W x D x H (in)	W x D x H (mm)	Code	Price (\$)
Left single pedestal bow front desks – low profile 	<i>1 pedestal on left with lock, 2 box drawers and 1 file drawer with suspension bar. Pencil tray. Recessed, full-height modesty panel.</i>			
	84 x 42 x 29½	2100 x 1050 x 748	7_--_-UF4284SA	2,109
	72 x 42 x 29½	1800 x 1050 x 748	7_--_-UF4272SA 	1,990

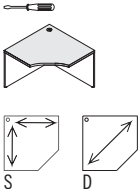
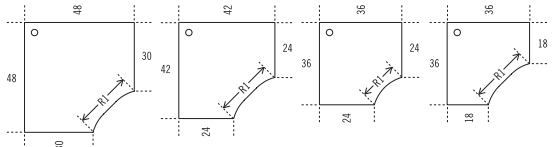

Specify the edge (N, 1, 2). Specify the handle code (D, K). Specify the accent color (A, B, N).

	W x D x H (in)	W x D x H (mm)	Code	Price (\$)
Right single pedestal bow front desks – low profile 	<i>1 pedestal on right with lock, 2 box drawers and 1 file drawer with suspension bar. Pencil tray. Recessed, full-height modesty panel.</i>			
	84 x 42 x 29½	2100 x 1050 x 748	7_--_-S4284UFA	2,109
	72 x 42 x 29½	1800 x 1050 x 748	7_--_-S4272UFA 	1,990

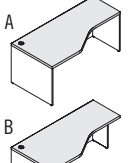


Specify the edge (N, 1, 2). Specify the handle code (D, K). Specify the accent color (A, B, N).

	W x D x H (in)	W x D x H (mm)	Code	Price (\$)
Desk shells 	<i>Recessed, full-height modesty panel. Can accommodate 1 or 2 pedestals.</i>			
	72 x 36 x 29½	1800 x 900 x 748	7_--_-TDM3672	964
	72 x 30 x 29½	1800 x 750 x 748	7_--_-TDM3072	922
	66 x 30 x 29½	1650 x 750 x 748	7_--_-TDM3066	885
	60 x 30 x 29½	1500 x 750 x 748	7_--_-TDM3060	850

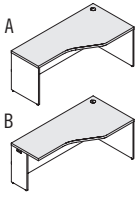


Specify the edge (N, 1, 2).

	W x D x H (in)	W x D x H (mm)	Code	Price (\$)	
Corner modules 	<i>Full-height modesty panel. 1 grommet. Must be attached to a work surface.</i>				
					
	Surface	48"/30"	42"/24"	36"/24"	36"/18"
	R1	25½"/637 mm	25½"/637 mm	16½"/424 mm	25½"/637 mm
	48 x 48 x 29½	1200 x 1200 x 748	7_--_-NN-CM4830S	1,086	
	42 x 42 x 29½	1050 x 1050 x 748	7_--_-NN-CM4224S 	984	
	36 x 36 x 29½	900 x 900 x 748	7_--_-NN-CM3624S	844	
	36 x 36 x 29½	900 x 900 x 748	7_--_-NN-CM3618S	844	

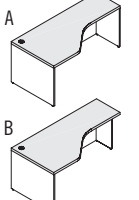


Specify the edge (N, 1, 2). Diagonal wood grain: change S to D, add 10% to the price.

	W x D x H (in)	W x D x H (mm)	Code	Price (\$)	
Right extended corner modules – 24" D 	<i>Full-height modesty panel. 1 grommet.</i>				
			Surface	R1	R2
			72"/36"	21¼" (573 mm)	21¼" (573 mm)
			66"/36"	15¼" (387 mm)	28¾" (727 mm)
	72 x 36 x 29½	1800 x 900 x 748	7_--_-NN-CM367224_ 	1,194	
	66 x 36 x 29½	1650 x 900 x 748	7_--_-NN-CM366624_ 	1,120	

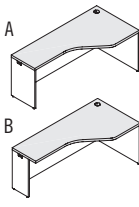


Specify the edge (N, 1, 2). Specify panel legs (A, B).

	W x D x H (in)	W x D x H (mm)	Code	Price (\$)	
Left extended corner modules – 24" D 	<i>Full-height modesty panel. 1 grommet.</i>				
			Surface	R1	R2
			72"/36"	21¼" (573 mm)	21¼" (573 mm)
			66"/36"	15¼" (387 mm)	28¾" (727 mm)
	72 x 36 x 29½	1800 x 900 x 748	7_--_-NN-CM723624_ 	1,194	
	66 x 36 x 29½	1650 x 900 x 748	7_--_-NN-CM663624_ 	1,120	

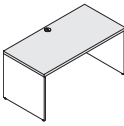
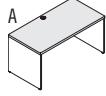
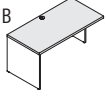
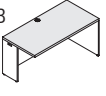
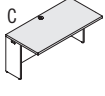
Specify the edge (N, 1, 2). Specify panel legs (A, B).


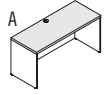
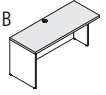
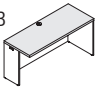
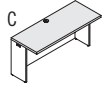
	W x D x H (in)	W x D x H (mm)	Code	Price (\$)	
Right extended corner modules – 20" D 	<i>Full-height modesty panel. 1 grommet.</i>				
			Surface	R1	R2
			72"/36"	23½" (608 mm)	31¼" (799 mm)
			66"/36"	18½" (459 mm)	31¼" (799 mm)
	72 x 36 x 29½	1800 x 900 x 748	7_--_-NN-CM367220_ 	1,194	
	66 x 36 x 29½	1650 x 900 x 748	7_--_-NN-CM366620_ 	1,120	

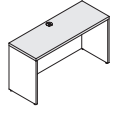
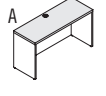
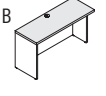

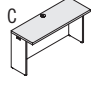
Specify the edge (N, 1, 2). Specify panel legs (A, B).

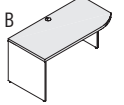
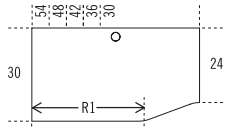
	W x D x H (in)	W x D x H (mm)	Code	Price (\$)	
Left extended corner modules – 20" D 	<i>Full-height modesty panel. 1 grommet.</i>				
			Surface	R1	R2
			72"/36"	23½" (608 mm)	31¼" (799 mm)
			66"/36"	18½" (459 mm)	31¼" (799 mm)
	72 x 36 x 29½	1800 x 900 x 748	7_--_-NN-CM723620_ 	1,194	
	66 x 36 x 29½	1650 x 900 x 748	7_--_-NN-CM663620_ 	1,120	

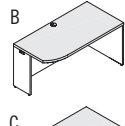
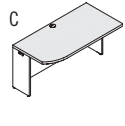
Specify the edge (N, 1, 2). Specify panel legs (A, B).

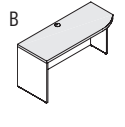
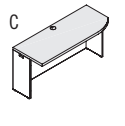
	W x D x H (in)	W x D x H (mm)	Code	Price (\$)	
Rectangular tables – 30" D	<i>Full-height modesty panel. 1 grommet.</i>				
					
	72 x 30 x 29½	1800 x 750 x 748	7_NN-DT3072_	899	
	66 x 30 x 29½	1650 x 750 x 748	7_NN-DT3066_	868	
	60 x 30 x 29½	1500 x 750 x 748	7_NN-DT3060_	837	
	54 x 30 x 29½	1350 x 750 x 748	7_NN-DT3054_	802	
	48 x 30 x 29½	1200 x 750 x 748	7_NN-DT3048_	748	
	42 x 30 x 29½	1050 x 750 x 748	7_NN-DT3042_	705	
	36 x 30 x 29½	900 x 750 x 748	7_NN-DT3036_	675	
	30 x 30 x 29½	750 x 750 x 748	7_NN-DT3030_	645	
	24 x 30 x 29½	600 x 750 x 748	7_NN-DT3024_	615	
	Specify the edge (N, 1, 2). Specify panel legs (A, B, C).				

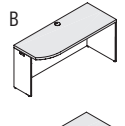
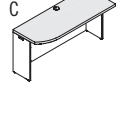
	W x D x H (in)	W x D x H (mm)	Code	Price (\$)	
Rectangular tables – 24" D	<i>Full-height modesty panel. 1 grommet.</i>				
					
	72 x 24 x 29½	1800 x 600 x 748	7_NN-DT2472_	872	
	66 x 24 x 29½	1650 x 600 x 748	7_NN-DT2466_	837	
	60 x 24 x 29½	1500 x 600 x 748	7_NN-DT2460_	805	
	54 x 24 x 29½	1350 x 600 x 748	7_NN-DT2454_	769	
	48 x 24 x 29½	1200 x 600 x 748	7_NN-DT2448_	721	
	42 x 24 x 29½	1050 x 600 x 748	7_NN-DT2442_	681	
	36 x 24 x 29½	900 x 600 x 748	7_NN-DT2436_	649	
	30 x 24 x 29½	750 x 600 x 748	7_NN-DT2430_	603	
	24 x 24 x 29½	600 x 600 x 748	7_NN-DT2424_	581	
	Specify the edge (N, 1, 2). Specify panel legs (A, B, C).				

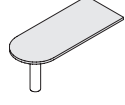
	W x D x H (in)	W x D x H (mm)	Code	Price (\$)	
Rectangular tables – 20" D	<i>Full-height modesty panel. 1 grommet.</i>				
					
	72 x 20 x 29½	1800 x 500 x 748	7_NN-DT2072_	844	
	66 x 20 x 29½	1650 x 500 x 748	7_NN-DT2066_	808	
	60 x 20 x 29½	1500 x 500 x 748	7_NN-DT2060_	772	
	54 x 20 x 29½	1350 x 500 x 748	7_NN-DT2054_	735	
	48 x 20 x 29½	1200 x 500 x 748	7_NN-DT2048_	693	
	42 x 20 x 29½	1050 x 500 x 748	7_NN-DT2042_	656	
	36 x 20 x 29½	900 x 500 x 748	7_NN-DT2036_	621	
	30 x 20 x 29½	750 x 500 x 748	7_NN-DT2030_	583	
	24 x 20 x 29½	600 x 500 x 748	7_NN-DT2024_	547	
	Specify the edge (N, 1, 2). Specify panel legs (A, B, C).				



	W x D x H (in)	W x D x H (mm)	Code	Price (\$)
Asymmetrical tables – 30" D	<i>To complete a standard corner module. Full-height modesty panel. 1 grommet.</i>			
				
	54 x 30 x 29½	1350 x 750 x 748	7_NN-AT305424_	832
	48 x 30 x 29½	1200 x 750 x 748	7_NN-AT304824_	772
	42 x 30 x 29½	1050 x 750 x 748	7_NN-AT304224_	748
	36 x 30 x 29½	900 x 750 x 748	7_NN-AT303624_	705
	30 x 30 x 29½	750 x 750 x 748	7_NN-AT303024_	675
	Specify the edge (N, 1, 2). Specify panel legs (B, C).			

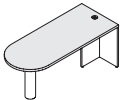
	W x D x H (in)	W x D x H (mm)	Code	Price (\$)
Asymmetrical tables – 30" D	<i>To complete a standard corner module. Full-height modesty panel. 1 grommet.</i>			
				
	54 x 30 x 29½	1350 x 750 x 748	7_NN-AT245430_	832
	48 x 30 x 29½	1200 x 750 x 748	7_NN-AT244830_	772
	42 x 30 x 29½	1050 x 750 x 748	7_NN-AT244230_	748
	36 x 30 x 29½	900 x 750 x 748	7_NN-AT243630_	705
	30 x 30 x 29½	750 x 750 x 748	7_NN-AT243030_	675
	Specify the edge (N, 1, 2). Specify panel legs (B, C).			

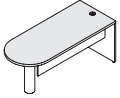
	W x D x H (in)	W x D x H (mm)	Code	Price (\$)
Asymmetrical tables – 24" D	<i>To complete a standard corner module. Full-height modesty panel. 1 grommet.</i>			
				
	54 x 24 x 29½	1350 x 600 x 748	7_NN-AT245418_	796
	48 x 24 x 29½	1200 x 600 x 748	7_NN-AT244818_	748
	42 x 24 x 29½	1050 x 600 x 748	7_NN-AT244218_	705
	36 x 24 x 29½	900 x 600 x 748	7_NN-AT243618_	675
	30 x 24 x 29½	750 x 600 x 748	7_NN-AT243018_	645
	Specify the edge (N, 1, 2). Specify panel legs (B, C).			

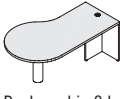
	W x D x H (in)	W x D x H (mm)	Code	Price (\$)
Asymmetrical tables – 24" D	<i>To complete a standard corner module. Full-height modesty panel. 1 grommet.</i>			
				
	54 x 24 x 29½	1350 x 600 x 748	7_NN-AT185424_	796
	48 x 24 x 29½	1200 x 600 x 748	7_NN-AT184824_	748
	42 x 24 x 29½	1050 x 600 x 748	7_NN-AT184224_	705
	36 x 24 x 29½	900 x 600 x 748	7_NN-AT183624_	675
	30 x 24 x 29½	750 x 600 x 748	7_NN-AT183024_	645
	Specify the edge (N, 1, 2). Specify panel legs (B, C).			

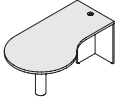
	W x D x H (in)	W x D x H (mm)	Code	Price (\$)
D-shaped surfaces	<i>Steel leg: A Anthracite Grey. Must be attached to a work surface.</i>			
				
	72 x 36 x 29½	1800 x 900 x 748	7_NA-BU3672_	892
	72 x 30 x 29½	1800 x 750 x 748	7_NA-BU3072_	825
	66 x 30 x 29½	1650 x 750 x 748	7_NA-BU3066_	784
	60 x 30 x 29½	1500 x 750 x 748	7_NA-BU3060_	748
	66 x 24 x 29½	1650 x 600 x 748	7_NA-BU2466_	711
	60 x 24 x 29½	1500 x 600 x 748	7_NA-BU2460_	662
	48 x 24 x 29½	1200 x 600 x 748	7_NA-BU2448_	628
	Specify the edge (N, 1, 2).			

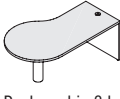
	W x D x H (in)	W x D x H (mm)	Code	Price (\$)
Asymmetrical tables – 30" D	<i>To complete a standard corner module. Full-height modesty panel. 1 grommet.</i>			
				
	54 x 30 x 29½	1350 x 750 x 748	7_NN-AT305424_	832
	48 x 30 x 29½	1200 x 750 x 748	7_NN-AT304824_	772
	42 x 30 x 29½	1050 x 750 x 748	7_NN-AT304224_	748
	36 x 30 x 29½	900 x 750 x 748	7_NN-AT303624_	705
	30 x 30 x 29½	750 x 750 x 748	7_NN-AT303024_	675
	Specify the edge (N, 1, 2). Specify panel legs (B, C).			

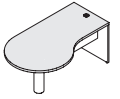
	W x D x H (in)	W x D x H (mm)	Code	Price (\$)
D-shaped work tables	<i>Steel leg: A Anthracite Grey. 1 grommet. Must be attached to a work surface.</i>			
	72 x 36 x 29½	1800 x 900 x 748	7_NA-BT3672	1,025
	72 x 30 x 29½	1800 x 750 x 748	7_NA-BT3072	984
	66 x 30 x 29½	1650 x 750 x 748	7_NA-BT3066	945
	60 x 30 x 29½	1500 x 750 x 748	7_NA-BT3060	899
Packaged in 2 boxes.	66 x 24 x 29½	1650 x 600 x 748	7_NA-BT2466	874
Steel leg options, change A to:	60 x 24 x 29½	1500 x 600 x 748	7_NA-BT2460	837
B Brass, add \$241;	48 x 24 x 29½	1200 x 600 x 748	7_NA-BT2448	802
N Nickel, add \$241.	Specify the edge (N, 1, 2).			

	W x D x H (in)	W x D x H (mm)	Code	Price (\$)
D-shaped work tables	<i>Reversible modesty panel. Steel leg: A Anthracite Grey. 1 grommet. Must be attached to a work surface.</i>			
	72 x 36 x 29½	1800 x 900 x 748	7_NA-BTM3672	1,120
	72 x 30 x 29½	1800 x 750 x 748	7_NA-BTM3072	1,073
	66 x 30 x 29½	1650 x 750 x 748	7_NA-BTM3066	1,031
	60 x 30 x 29½	1500 x 750 x 748	7_NA-BTM3060	999
Packaged in 2 boxes.	Specify the edge (N, 1, 2).			
Steel leg options, change A to:				
B Brass, add \$241;				
N Nickel, add \$241.				

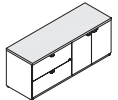
	W x D x H (in)	W x D x H (mm)	Code	Price (\$)
Left P-shaped work tables	<i>Steel leg: A Anthracite Grey. 1 grommet. Must be attached to a work surface.</i>			
	72 x 42 x 29½	1800 x 1050 x 748	7_NA-PT3072	1,127
	66 x 42 x 29½	1650 x 1050 x 748	7_NA-PT3066	1,103
	60 x 42 x 29½	1500 x 1050 x 748	7_NA-PT3060	1,080
Packaged in 2 boxes.	Specify the edge (N, 1, 2).			
Steel leg options, change A to:				
B Brass, add \$241;				
N Nickel, add \$241.				

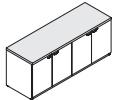
	W x D x H (in)	W x D x H (mm)	Code	Price (\$)
Right P-shaped work tables	<i>Steel leg: A Anthracite Grey. 1 grommet. Must be attached to a work surface.</i>			
	72 x 42 x 29½	1800 x 1050 x 748	7_NA-3072PT	1,127
	66 x 42 x 29½	1650 x 1050 x 748	7_NA-3066PT	1,103
	60 x 42 x 29½	1500 x 1050 x 748	7_NA-3060PT	1,080
Packaged in 2 boxes.	Specify the edge (N, 1, 2).			
Steel leg options, change A to:				
B Brass, add \$241;				
N Nickel, add \$241.				

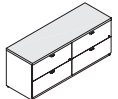
	W x D x H (in)	W x D x H (mm)	Code	Price (\$)
Left P-shaped work tables	<i>Modesty panel. Steel leg: A Anthracite Grey. 1 grommet. Must be attached to a work surface.</i>			
	72 x 42 x 29½	1800 x 1050 x 748	7_NA-PTM3072	1,201
	66 x 42 x 29½	1650 x 1050 x 748	7_NA-PTM3066	1,175
	60 x 42 x 29½	1500 x 1050 x 748	7_NA-PTM3060	1,145
Packaged in 2 boxes.	Specify the edge (N, 1, 2).			
Steel leg options, change A to:				
B Brass, add \$241;				
N Nickel, add \$241.				

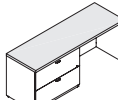
	W x D x H (in)	W x D x H (mm)	Code	Price (\$)
Right P-shaped work tables	<i>Modesty panel. Steel leg: A Anthracite Grey. 1 grommet. Must be attached to a work surface.</i>			
	72 x 42 x 29½	1800 x 1050 x 748	7_NA-3072PTM	1,201
	66 x 42 x 29½	1650 x 1050 x 748	7_NA-3066PTM	1,175
	60 x 42 x 29½	1500 x 1050 x 748	7_NA-3060PTM	1,145
Packaged in 2 boxes.	Specify the edge (N, 1, 2).			
Steel leg options, change A to:				
B Brass, add \$241;				
N Nickel, add \$241.				

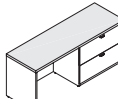
 = QUICKSHIP  = ASSEMBLY REQUIRED


	W x D x H (in)	W x D x H (mm)	Code	Price (\$)
Lateral file / bookcase credenzas	<i>2 file drawers with suspension bars. Bookcase unit with doors and adjustable shelf. Locks.</i>			
	72 x 24 x 29½	1800 x 600 x 748	7___-LF2472B	1,928
	72 x 20 x 29½	1800 x 500 x 748	7___-LF2072B	1,796
Specify the edge (N, 1, 2). Specify the handle code (D, K). Specify the accent color (A, B, N).				


	W x D x H (in)	W x D x H (mm)	Code	Price (\$)
Bookcase credenzas	<i>Storage unit with doors and adjustable shelves. Locks.</i>			
	72 x 24 x 29½	1800 x 600 x 748	7___-B2472B	1,753
	72 x 20 x 29½	1800 x 500 x 748	7___-B2072B	1,628
Specify the edge (N, 1, 2). Specify the handle code (D, K). Specify the accent color (A, B, N).				


	W x D x H (in)	W x D x H (mm)	Code	Price (\$)
Lateral file credenzas	<i>4 file drawers with suspension bars. Locks. Optional counterweights to meet BIFMA standards, refer to page 149.</i>			
	72 x 24 x 29½	1800 x 600 x 748	7___-LF2472LF	2,116
	72 x 20 x 29½	1800 x 500 x 748	7___-LF2072LF	1,995
Specify the edge (N, 1, 2). Specify the handle code (D, K). Specify the accent color (A, B, N).				

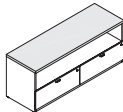
	W x D x H (in)	W x D x H (mm)	Code	Price (\$)
Left lateral file credenzas	<i>2 file drawers on left with suspension bars. Lock. Grommet on back.</i>			
	72 x 24 x 29½	1800 x 600 x 748	7___-LF2472S	1,669
	66 x 24 x 29½	1650 x 600 x 748	7___-LF2466S	1,609
	60 x 24 x 29½	1500 x 600 x 748	7___-LF2460S	1,538
	72 x 20 x 29½	1800 x 500 x 748	7___-LF2072S	1,538
	66 x 20 x 29½	1650 x 500 x 748	7___-LF2066S	1,483
	60 x 20 x 29½	1500 x 500 x 748	7___-LF2060S	1,440
Specify the edge (N, 1, 2). Specify the handle code (D, K). Specify the accent color (A, B, N).				

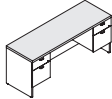
	W x D x H (in)	W x D x H (mm)	Code	Price (\$)
Right lateral file credenzas	<i>2 file drawers on right with suspension bars. Lock. Grommet on back.</i>			
	72 x 24 x 29½	1800 x 600 x 748	7___-S2472LF	1,669
	66 x 24 x 29½	1650 x 600 x 748	7___-S2466LF	1,609
	60 x 24 x 29½	1500 x 600 x 748	7___-S2460LF	1,538
	72 x 20 x 29½	1800 x 500 x 748	7___-S2072LF	1,538
	66 x 20 x 29½	1650 x 500 x 748	7___-S2066LF	1,483
	60 x 20 x 29½	1500 x 500 x 748	7___-S2060LF	1,440
Specify the edge (N, 1, 2). Specify the handle code (D, K). Specify the accent color (A, B, N).				

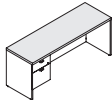
	W x D x H (in)	W x D x H (mm)	Code	Price (\$)
Left open bookcase credenzas	<i>1 adjustable shelf. Full-height modesty panel. Grommet on back.</i>			
	72 x 24 x 29½	1800 x 600 x 748	7_NN-BE2472S	1,321
	72 x 20 x 29½	1800 x 500 x 748	7_NN-BE2072S	1,248
Specify the edge (N, 1, 2).				

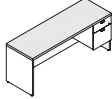
	W x D x H (in)	W x D x H (mm)	Code	Price (\$)
Right open bookcase credenzas	<i>1 adjustable shelf. Full-height modesty panel. Grommet on back.</i>			
	72 x 24 x 29½	1800 x 600 x 748	7_NN-S2472BE	1,321
	72 x 20 x 29½	1800 x 500 x 748	7_NN-S2072BE	1,248
Specify the edge (N, 1, 2).				

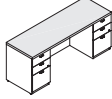
	W x D x H (in)	W x D x H (mm)	Code	Price (\$)
Open bookcase credenzas	<i>1 adjustable shelf on each side.</i>			
	72 x 24 x 29½	1800 x 600 x 748	7_NN-BE2472BE	1,435
	72 x 20 x 29½	1800 x 500 x 748	7_NN-BE2072BE	1,368
Specify the edge (N, 1, 2).				

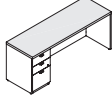
	W x D x H (in)	W x D x H (mm)	Code	Price (\$)
Lateral file credenzas	<i>Open space on top and 2 lateral file drawers on bottom with suspension bars. Locks. Grommet on back. Optional counterweights to meet BIFMA standards, refer to page 149.</i>			
		72 x 24 x 29½	1800 x 600 x 748	7___-SLF2472
	72 x 20 x 29½	1800 x 500 x 748	7___-SLF2072	1,597
Specify the edge (N, 1, 2). Specify the handle code (D, K). Specify the accent color (A, B, N).				

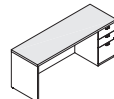
	W x D x H (in)	W x D x H (mm)	Code	Price (\$)	
Double pedestal credenzas	<i>2 pedestals with locks, 2 box drawers and 2 file drawers with suspension bars. Pencil tray. Grommet on back.</i>				
		72 x 24 x 29½	1800 x 600 x 748	7___-F2472KF	1,574
		66 x 24 x 29½	1650 x 600 x 748	7___-F2466KF	1,561
		60 x 24 x 29½	1500 x 600 x 748	7___-F2460KF	1,538
		72 x 20 x 29½	1800 x 500 x 748	7___-F2072KF	1,458
		66 x 20 x 29½	1650 x 500 x 748	7___-F2066KF	1,435
	60 x 20 x 29½	1500 x 500 x 748	7___-F2060KF	1,409	
Specify the edge (N, 1, 2). Specify the handle code (D, K). Specify the accent color (A, B, N).					


	W x D x H (in)	W x D x H (mm)	Code	Price (\$)	
Left single pedestal credenzas	<i>1 pedestal on left with lock, 1 box drawer and 1 file drawer with suspension bar. Pencil tray. Grommet on back.</i>				
		72 x 24 x 29½	1800 x 600 x 748	7___-F2472S	1,254
		66 x 24 x 29½	1650 x 600 x 748	7___-F2466S	1,228
		60 x 24 x 29½	1500 x 600 x 748	7___-F2460S	1,206
		72 x 20 x 29½	1800 x 500 x 748	7___-F2072S	1,228
		66 x 20 x 29½	1650 x 500 x 748	7___-F2066S	1,206
		60 x 20 x 29½	1500 x 500 x 748	7___-F2060S	1,180
Specify the edge (N, 1, 2). Specify the handle code (D, K). Specify the accent color (A, B, N).					


	W x D x H (in)	W x D x H (mm)	Code	Price (\$)	
Right single pedestal credenzas	<i>1 pedestal on right with lock, 1 box drawer and 1 file drawer with suspension bar. Pencil tray. Grommet on back.</i>				
		72 x 24 x 29½	1800 x 600 x 748	7___-S2472F	1,254
		66 x 24 x 29½	1650 x 600 x 748	7___-S2466F	1,228
		60 x 24 x 29½	1500 x 600 x 748	7___-S2460F	1,206
		72 x 20 x 29½	1800 x 500 x 748	7___-S2072F	1,228
		66 x 20 x 29½	1650 x 500 x 748	7___-S2066F	1,206
		60 x 20 x 29½	1500 x 500 x 748	7___-S2060F	1,180
Specify the edge (N, 1, 2). Specify the handle code (D, K). Specify the accent color (A, B, N).					


	W x D x H (in)	W x D x H (mm)	Code	Price (\$)	
Double pedestal credenzas – low profile	<i>2 pedestals with locks, 4 box drawers and 2 file drawers with suspension bars. Pencil tray. Grommet on back.</i>				
		72 x 24 x 29½	1800 x 600 x 748	7___-UF2472UF	1,959
		66 x 24 x 29½	1650 x 600 x 748	7___-UF2466UF	1,948
		60 x 24 x 29½	1500 x 600 x 748	7___-UF2460UF	1,923
		72 x 20 x 29½	1800 x 500 x 748	7___-UF2072UF	1,845
		66 x 20 x 29½	1650 x 500 x 748	7___-UF2066UF	1,819
		60 x 20 x 29½	1500 x 500 x 748	7___-UF2060UF	1,796
Specify the edge (N, 1, 2). Specify the handle code (D, K). Specify the accent color (A, B, N).					


	W x D x H (in)	W x D x H (mm)	Code	Price (\$)	
Left single pedestal credenzas – low profile	<i>1 pedestal on left with lock, 2 box drawers and 1 file drawer with suspension bar. Pencil tray. Grommet on back.</i>				
		72 x 24 x 29½	1800 x 600 x 748	7___-UF2472S	1,447
		66 x 24 x 29½	1650 x 600 x 748	7___-UF2466S	1,424
		60 x 24 x 29½	1500 x 600 x 748	7___-UF2460S	1,398
		72 x 20 x 29½	1800 x 500 x 748	7___-UF2072S	1,424
		66 x 20 x 29½	1650 x 500 x 748	7___-UF2066S	1,398
		60 x 20 x 29½	1500 x 500 x 748	7___-UF2060S	1,368
Specify the edge (N, 1, 2). Specify the handle code (D, K). Specify the accent color (A, B, N).					


	W x D x H (in)	W x D x H (mm)	Code	Price (\$)	
Right single pedestal credenzas – low profile	<i>1 pedestal on right with lock, 2 box drawers and 1 file drawer with suspension bar. Pencil tray. Grommet on back.</i>				
		72 x 24 x 29½	1800 x 600 x 748	7___-S2472UF	1,447
		66 x 24 x 29½	1650 x 600 x 748	7___-S2466UF	1,424
		60 x 24 x 29½	1500 x 600 x 748	7___-S2460UF	1,398
		72 x 20 x 29½	1800 x 500 x 748	7___-S2072UF	1,424
		66 x 20 x 29½	1650 x 500 x 748	7___-S2066UF	1,398
	60 x 20 x 29½	1500 x 500 x 748	7___-S2060UF	1,368	
Specify the edge (N, 1, 2). Specify the handle code (D, K). Specify the accent color (A, B, N).					


	W x D x H (in)	W x D x H (mm)	Code	Price (\$)	
Return shells	<i>Reversible. Grommet. Can accommodate 1 pedestal.</i>				
		48 x 24 x 29½	1200 x 600 x 748	7__-NN-R2448S	562
		42 x 24 x 29½	1050 x 600 x 748	7__-NN-R2442S	524
		48 x 20 x 29½	1200 x 500 x 748	7__-NN-R2448S	506
	42 x 20 x 29½	1050 x 500 x 748	7__-NN-R2042S	470	
Specify the edge (N, 1, 2).					

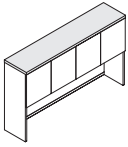


	W x D x H (in)	W x D x H (mm)	Code	Price (\$)	
Left executive returns	<i>1 pedestal on left with lock, 1 box drawer and 1 file drawer with suspension bar. Pencil tray. Grommet.</i>				
		48 x 24 x 29½	1200 x 600 x 748	7___-F2448R	1,006
		42 x 24 x 29½	1050 x 600 x 748	7___-F2442R	959
		48 x 20 x 29½	1200 x 500 x 748	7___-F2048R	964
		42 x 20 x 29½	1050 x 500 x 748	7___-F2042R	940
Specify the edge (N, 1, 2). Specify the handle code (D, K). Specify the accent color (A, B, N).					

	W x D x H (in)	W x D x H (mm)	Code	Price (\$)	
Right executive returns	<i>1 pedestal on right with lock, 1 box drawer and 1 file drawer with suspension bar. Pencil tray. Grommet.</i>				
		48 x 24 x 29½	1200 x 600 x 748	7___-R2448F	1,006
		42 x 24 x 29½	1050 x 600 x 748	7___-R2442F	959
		48 x 20 x 29½	1200 x 500 x 748	7___-R2048F	964
		42 x 20 x 29½	1050 x 500 x 748	7___-R2042F	940
Specify the edge (N, 1, 2). Specify the handle code (D, K). Specify the accent color (A, B, N).					

	W x D x H (in)	W x D x H (mm)	Code	Price (\$)	
Left executive returns – low profile	<i>1 pedestal on left with lock, 2 box drawers and 1 file drawer with suspension bar. Pencil tray. Grommet.</i>				
		48 x 24 x 29½	1200 x 600 x 748	7___-UF2448R	1,201
		42 x 24 x 29½	1050 x 600 x 748	7___-UF2442R	1,145
		48 x 20 x 29½	1200 x 500 x 748	7___-UF2048R	1,156
		42 x 20 x 29½	1050 x 500 x 748	7___-UF2042R	1,120
Specify the edge (N, 1, 2). Specify the handle code (D, K). Specify the accent color (A, B, N).					

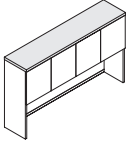


	W x D x H (in)	W x D x H (mm)	Code	Price (\$)	
Right executive returns – low profile	<i>1 pedestal on right with lock, 2 box drawers and 1 file drawer with suspension bar. Pencil tray. Grommet.</i>				
		48 x 24 x 29½	1200 x 600 x 748	7___-R2448UF	1,201
		42 x 24 x 29½	1050 x 600 x 748	7___-R2442UF	1,145
		48 x 20 x 29½	1200 x 500 x 748	7___-R2048UF	1,156
		42 x 20 x 29½	1050 x 500 x 748	7___-R2042UF	1,120
Specify the edge (N, 1, 2). Specify the handle code (D, K). Specify the accent color (A, B, N).					

	W x D x H (in)	W x D x H (mm)	Code	Price (\$)	
Bridge-returns	<i>Full-height modesty panel. 1 grommet.</i>				
		48 x 24 x 29½	1200 x 600 x 748	7__-NN-BR2448	464
		42 x 24 x 29½	1050 x 600 x 748	7__-NN-BR2442	433
		36 x 24 x 29½	900 x 600 x 748	7__-NN-BR2436	410
		48 x 20 x 29½	1200 x 500 x 748	7__-NN-BR2048	421
		42 x 20 x 29½	1050 x 500 x 748	7__-NN-BR2042	392
		36 x 20 x 29½	900 x 500 x 748	7__-NN-BR2036	367
Specify the edge (N, 1, 2).					

	W x D x H (in)	W x D x H (mm)	Code	Price (\$)
Hutches with doors – 44" H 	<i>Clearance: 21 1/4". Grommet. Full-width wire access. Can accommodate a tackboard, refer to page 147.</i>			
	84 x 16 x 44	2100 x 400 x 1099	7_NN-E844416P	1,574
	78 x 16 x 44	1950 x 400 x 1099	7_NN-E784416P 	1,518
	72 x 16 x 44	1800 x 400 x 1099	7_NN-E724416P 	1,458
	66 x 16 x 44	1650 x 400 x 1099	7_NN-E664416P	1,404
	60 x 16 x 44	1500 x 400 x 1099	7_NN-E604416P	1,336
	54 x 16 x 44	1350 x 400 x 1099	7_NN-E544416P	1,284
	48 x 16 x 44	1200 x 400 x 1099	7_NN-E484416P	1,201
	42 x 16 x 44	1050 x 400 x 1099	7_NN-E424416P	1,114
	36 x 16 x 44	900 x 400 x 1099	7_NN-E364416P	1,036

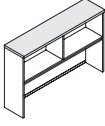

84" to 60": 4 doors
54" to 48": 3 doors
42" to 36": 2 doors

Specify the edge (N, 1, 2).

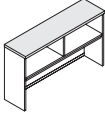

	W x D x H (in)	W x D x H (mm)	Code	Price (\$)
Hutches with doors – 36" H 	<i>Clearance: 17 3/8". Grommet. Full-width wire access. Can accommodate a tackboard, refer to page 147.</i>			
	84 x 16 x 36	2100 x 400 x 900	7_NN-E843616P	1,447
	78 x 16 x 36	1950 x 400 x 900	7_NN-E783616P 	1,398
	72 x 16 x 36	1800 x 400 x 900	7_NN-E723616P 	1,331
	66 x 16 x 36	1650 x 400 x 900	7_NN-E663616P	1,278
	60 x 16 x 36	1500 x 400 x 900	7_NN-E603616P	1,217
	54 x 16 x 36	1350 x 400 x 900	7_NN-E543616P	1,165
	48 x 16 x 36	1200 x 400 x 900	7_NN-E483616P	1,073
	42 x 16 x 36	1050 x 400 x 900	7_NN-E423616P	994
	36 x 16 x 36	900 x 400 x 900	7_NN-E363616P	911

84" to 60": 4 doors
54" to 48": 3 doors
42" to 36": 2 doors

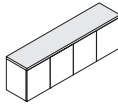
Specify the edge (N, 1, 2).

	W x D x H (in)	W x D x H (mm)	Code	Price (\$)
Open hutches – 44" H 	<i>Clearance: 21 1/4". Grommet. Full-width wire access. Can accommodate a tackboard, refer to page 147.</i>			
	84 x 16 x 44	2100 x 400 x 1099	7_NN-E844416	1,321
	78 x 16 x 44	1950 x 400 x 1099	7_NN-E784416	1,273
	72 x 16 x 44	1800 x 400 x 1099	7_NN-E724416 	1,212
	66 x 16 x 44	1650 x 400 x 1099	7_NN-E664416	1,156
	60 x 16 x 44	1500 x 400 x 1099	7_NN-E604416	1,092
	54 x 16 x 44	1350 x 400 x 1099	7_NN-E544416	1,036
	48 x 16 x 44	1200 x 400 x 1099	7_NN-E484416	953
	42 x 16 x 44	1050 x 400 x 1099	7_NN-E424416	868
	36 x 16 x 44	900 x 400 x 1099	7_NN-E364416	789

Specify the edge (N, 1, 2).

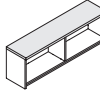
	W x D x H (in)	W x D x H (mm)	Code	Price (\$)
Open hutches – 36" H 	<i>Clearance: 17 3/8". Grommet. Full-width wire access. Can accommodate a tackboard, refer to page 147.</i>			
	84 x 16 x 36	2100 x 400 x 900	7_NN-E843616	1,201
	78 x 16 x 36	1950 x 400 x 900	7_NN-E783616	1,150
	72 x 16 x 36	1800 x 400 x 900	7_NN-E723616 	1,086
	66 x 16 x 36	1650 x 400 x 900	7_NN-E663616	1,031
	60 x 16 x 36	1500 x 400 x 900	7_NN-E603616	970
	54 x 16 x 36	1350 x 400 x 900	7_NN-E543616	911
	48 x 16 x 36	1200 x 400 x 900	7_NN-E483616	825
	42 x 16 x 36	1050 x 400 x 900	7_NN-E423616	748
	36 x 16 x 36	900 x 400 x 900	7_NN-E363616	662

Specify the edge (N, 1, 2).




	W x D x H (in)	W x D x H (mm)	Code	Price (\$)
Wall-mounted hutches with doors – 22" H 	<i>Hanger bar included for wall-mount installation. Can accommodate a tackboard, refer to page 147.</i>			
	84 x 16 x 22	2100 x 400 x 550	7_NN-EM842216P	1,476
	78 x 16 x 22	1950 x 400 x 550	7_NN-EM782216P	1,429
	72 x 16 x 22	1800 x 400 x 550	7_NN-EM722216P	1,368
	66 x 16 x 22	1650 x 400 x 550	7_NN-EM662216P	1,309
	60 x 16 x 22	1500 x 400 x 550	7_NN-EM602216P	1,248
	54 x 16 x 22	1350 x 400 x 550	7_NN-EM542216P	1,194
	48 x 16 x 22	1200 x 400 x 550	7_NN-EM482216P	1,103
	42 x 16 x 22	1050 x 400 x 550	7_NN-EM422216P	1,025
	36 x 16 x 22	900 x 400 x 550	7_NN-EM362216P	945

84" to 60": 4 doors
54" to 48": 3 doors
42" to 36": 2 doors


Specify the edge (N, 1, 2).

	W x D x H (in)	W x D x H (mm)	Code	Price (\$)
Wall-mounted open hutches – 22" H 	<i>Hanger bar included for wall-mount installation. Can accommodate a tackboard, refer to page 147.</i>			
	84 x 16 x 22	2100 x 400 x 550	7_NN-EM842216	1,228
	78 x 16 x 22	1950 x 400 x 550	7_NN-EM782216	1,180
	72 x 16 x 22	1800 x 400 x 550	7_NN-EM722216	1,114
	66 x 16 x 22	1650 x 400 x 550	7_NN-EM662216	1,061
	60 x 16 x 22	1500 x 400 x 550	7_NN-EM602216	999
	54 x 16 x 22	1350 x 400 x 550	7_NN-EM542216	945
	48 x 16 x 22	1200 x 400 x 550	7_NN-EM482216	856
	42 x 16 x 22	1050 x 400 x 550	7_NN-EM422216	778
	36 x 16 x 22	900 x 400 x 550	7_NN-EM362216	693


Specify the edge (N, 1, 2).

	W x D x H (in)	W x D x H (mm)	Code	Price (\$)
Lateral file units 	<i>Suspension bars. Lock. Optional counterweights to meet BIFMA standards, refer to page 149.</i>			
	36 x 24 x 29 1/2	900 x 600 x 748	7_--_-2436LF 	1,127
	30 x 24 x 29 1/2	750 x 600 x 748	7_--_-2430LF	1,086
	36 x 20 x 29 1/2	900 x 500 x 748	7_--_-2036LF 	1,097
	30 x 20 x 29 1/2	750 x 500 x 748	7_--_-2030LF	1,049


Specify the edge (N, 1, 2). Specify the handle code (D, K). Specify the accent color (A, B, N).

	W x D x H (in)	W x D x H (mm)	Code	Price (\$)
Bookcase units with doors 	<i>Adjustable shelf. Lock.</i>			
	36 x 24 x 29 1/2	900 x 600 x 748	7_--_-2436B	994
	30 x 24 x 29 1/2	750 x 600 x 748	7_--_-2430B	945
	36 x 20 x 29 1/2	900 x 500 x 748	7_--_-2036B	959


Specify the edge (N, 1, 2). Specify the handle code (D, K). Specify the accent color (A, B, N).

	W x D x H (in)	W x D x H (mm)	Code	Price (\$)
Combined pedestals 	<i>2 box drawers, 2 file drawers with suspension bars. Lock. Pencil tray.</i>			
	36 x 24 x 29 1/2	900 x 600 x 748	7_--_-2436CO	1,429
	36 x 20 x 29 1/2	900 x 500 x 748	7_--_-2036CO	1,387

Specify the edge (N, 1, 2). Specify the handle code (D, K). Specify the accent color (A, B, N).


	W x D x H (in)	W x D x H (mm)	Code	Price (\$)
Combined pedestals 	<i>2 box drawers, 2 file drawers with suspension bars. Lock. Pencil tray.</i>			
	36 x 24 x 29 1/2	900 x 600 x 748	7_--_-C02436	1,429
	36 x 20 x 29 1/2	900 x 500 x 748	7_--_-C02036	1,387


Specify the edge (N, 1, 2). Specify the handle code (D, K). Specify the accent color (A, B, N).


	W x D x H (in)	W x D x H (mm)	Code	Price (\$)
Modular lateral files 	<i>2 file drawers with suspension bars. Lock. Goes under a work surface. 1 tone only.</i>			
	36 x 18 x 28	900 x 448 x 711	7N_--_-1836LFL	964
	30 x 18 x 28	750 x 448 x 711	7N_--_-1830LFL	911


Specify the handle code (D, K). Specify the accent color (A, B, N).


 = QUICKSHIP  = ASSEMBLY REQUIRED


	W x D x H (in)	W x D x H (mm)	Code	Price (\$)
Modular combined pedestal 	<i>2 box drawers on left, 2 file drawers with suspension bars. Lock. Pencil tray. Goes under a work surface. 1 tone only.</i>			
	36 x 18 x 28	900 x 448 x 711	7N_-1836COL	1,237
Specify the handle code (D, K). Specify the accent color (A, B, N).				


Modular combined pedestal 	<i>2 box drawers on right, 2 file drawers with suspension bars. Lock. Pencil tray. Goes under a work surface. 1 tone only.</i>			
	36 x 18 x 28	900 x 448 x 711	7N_-C01836L	1,237
Specify the handle code (D, K). Specify the accent color (A, B, N).				


Modular bookcases with doors 	<i>1 adjustable shelf. Lock. Goes under a work surface. 1 tone only.</i>			
	36 x 18 x 28	900 x 448 x 711	7N_-1836BL	868
	30 x 18 x 28	750 x 448 x 711	7N_-1830BL	820
Specify the handle code (D, K). Specify the accent color (A, B, N).				


Storage or wardrobe units 	<i>3 adjustable shelves. 1 full-width fixed shelf. Full-width clothes hanger bar. 73" H storage unit matches the height of a credenza with a 44" H hutch. 65" H storage unit matches the height of a credenza with a 36" H hutch.</i>			
	36 x 24 x 73½	900 x 600 x 1847	7_-243673B	1,773
	36 x 20 x 73½	900 x 500 x 1847	7_-203673B	1,639
	36 x 24 x 65½	900 x 600 x 1648	7_-243665B	1,676
	36 x 20 x 65½	900 x 500 x 1648	7_-203665B	1,543
Specify the edge (N, 1, 2). Specify the handle code (D, K). Specify the accent color (A, B, N).				


Storage or wardrobe units 	<i>Reversible door. 3 adjustable shelves. 1 full-width fixed shelf. Full-width clothes hanger bar. 73" H storage unit matches the height of a credenza with a 44" H hutch. 65" H storage unit matches the height of a credenza with a 36" H hutch.</i>			
	24 x 24 x 73½	600 x 600 x 1847	7_-242473B	1,351
	24 x 20 x 73½	600 x 500 x 1847	7_-202473B	1,284
	24 x 24 x 65½	600 x 600 x 1648	7_-242465B	1,284
	24 x 20 x 65½	600 x 500 x 1648	7_-202465B	1,223
Specify the edge (N, 1, 2). Specify the handle code (D, K). Specify the accent color (A, B, N).				


Storage units with lateral file 	<i>2 adjustable shelves. 2 lateral file drawers with suspension bars. Lock on drawer. 73" H storage matches the height of a credenza with a 44" H hutch. 65" H storage unit matches the height of a credenza with a 36" H hutch.</i>			
	36 x 24 x 73½	900 x 600 x 1847	7_-243673LFB	2,152
	36 x 20 x 73½	900 x 500 x 1847	7_-203673LFB	2,025
	36 x 24 x 65½	900 x 600 x 1648	7_-243665LFB	2,074
	36 x 20 x 65½	900 x 500 x 1648	7_-203665LFB	1,948
Specify the edge (N, 1, 2). Specify the handle code (D, K). Specify the accent color (A, B, N).				


Storage units with lateral file 	<i>Reversible door. 2 adjustable shelves. 2 lateral file drawers with suspension bars. Lock. 73" H storage unit matches the height of a credenza with a 44" H hutch. 65" H storage unit matches the height of a credenza with a 36" H hutch.</i>			
	24 x 24 x 73½	600 x 600 x 1847	7_-242473FB	1,796
	24 x 20 x 73½	600 x 500 x 1847	7_-202473FB	1,669
	24 x 24 x 65½	600 x 600 x 1648	7_-242465FB	1,724
	24 x 20 x 65½	600 x 500 x 1648	7_-202465FB	1,597
Specify the edge (N, 1, 2). Specify the handle code (D, K). Specify the accent color (A, B, N).				


	W x D x H (in)	W x D x H (mm)	Code	Price (\$)
Open bookcases 	<i>4 adjustable shelves.</i>			
	36 x 14 x 73½	900 x 350 x 1847	7_NN-B367314	999
	36 x 14 x 65½	900 x 350 x 1648	7_NN-B366514	940
Specify the edge (N, 1, 2).				


	<i>2 adjustable shelves.</i>			
	36 x 14 x 48½	900 x 350 x 1226	7_NN-B364814	837
Specify the edge (N, 1, 2).				
<i>Additional shelf.</i>				
	34 x 13 x 1	846 x 325 x 25	7NNN-TB3614.1E	126


Corner open bookcases 	<i>4 adjustable shelves.</i>			
	24 x 24 x 73½	600 x 600 x 1847	7_NN-B242473	1,092
	20 x 20 x 73½	500 x 500 x 1847	7_NN-B202073	1,025
	24 x 24 x 65½	600 x 600 x 1648	7_NN-B242465	1,025
	20 x 20 x 65½	500 x 500 x 1648	7_NN-B202065	970
Specify the edge (N, 1, 2).				


Corner open bookcases 	<i>1 adjustable shelf.</i>			
	24 x 24 x 29½	600 x 600 x 748	7_NN-B242429	705
	20 x 20 x 29½	500 x 500 x 748	7_NN-B202029	645
Specify the edge (N, 1, 2).				


Mobile pedestals 	<i>2 box drawers, 1 file drawer with suspension bar. Pencil tray. Brakes on front casters. Lock. Fits under a work surface. 1 tone only.</i>			
	15 x 23 x 27½	390 x 575 x 689	7N_-MP1523UF	911
	15 x 18 x 27½	390 x 450 x 689	7N_-MP1518UF	850
Specify the handle code (D, K). Specify the accent color (A, B, N).				


Mobile pedestal 	<i>2 file drawers with suspension bars. Brakes on front casters. Lock. Fits under a work surface. 1 tone only.</i>			
	15 x 23 x 27½	390 x 575 x 689	7N_-MP1523FF	868
Specify the handle code (D, K). Specify the accent color (A, B, N).				



Mobile pedestals 	<i>1 box drawer and 1 file drawer with suspension bar. Pencil tray. Brakes on front casters. Lock. Fits under a work surface. 1 tone only.</i>			
	15 x 23 x 21¼	390 x 575 x 521	7N_-MP1523F	837
	15 x 18 x 21¼	390 x 450 x 521	7N_-MP1518F	808
Specify the handle code (D, K). Specify the accent color (A, B, N).				

Modular pedestal 	<i>2 box drawers, 1 file drawer with suspension bar. Pencil tray. Lock. Must be installed under a work surface. 1 tone only.</i>			
	15 x 18 x 28	388 x 448 x 713	7N_-P1518UFL	789
Specify the handle code (D, K). Specify the accent color (A, B, N).				



Modular pedestal 	<i>2 file drawers with suspension bars. Lock. Must be installed under a work surface. 1 tone only.</i>			
	15 x 18 x 28	388 x 448 x 713	7N_-P1518FFL	759
Specify the handle code (D, K). Specify the accent color (A, B, N).				

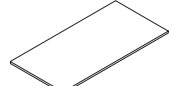
Hanging pedestal 	<i>1 box drawer and 1 file drawer with suspension bar. Pencil tray. Lock. Must be installed under a work surface. 1 tone only.</i>			
	15 x 17½ x 19¼	388 x 448 x 489	7N_-F	693
Specify the handle code (D, K). Specify the accent color (A, B, N).				

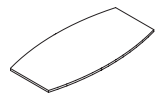
Metal pedestal 	<i>2 box drawers, 1 file drawer with suspension bar. Pencil tray. Charcoal metal body and laminate drawer fronts. Lock. Must be installed under a work surface.</i>			
	15 x 22 x 28	372 x 540 x 698	7N_-PM1522UFL	573
Specify the handle code (D, K). Specify the accent color (A, B, N).				

	W x D x H (in)	W x D x H (mm)	Code	Price (\$)
Metal pedestal 	2 file drawers with suspension bars. Charcoal metal body and laminate drawer fronts. Lock. Must be installed under a work surface.			
	15 x 22 x 28	372 x 540 x 698	7N__-PM1522FFL 	547
	Specify the handle code (D, K). Specify the accent color (A, B, N).			





Hanging metal pedestal  1 box d...
15 x 22...
Specify...
Item discontinued
Pencil tray, Lock, Charcoal...
...under a work surface.
...
... (A, B, N) ...

Round tops 	Conference tables.			
	36 x 36 x 1½	900 x 900 x 38	7_NN-R36	410
	42 x 42 x 1½	1050 x 1050 x 38	7_NN-R42 	547
	48 x 48 x 1½	1200 x 1200 x 38	7_NN-R48	597
	Specify the edge (N, 1, 2).			



Rectangular tops 	Conference tables.			
	72 x 36 x 1½	1800 x 900 x 38	7_NN-REC72	687
	96 x 48 x 1½	2400 x 1200 x 38	7_NN-REC96	970
	Specify the edge (N, 1, 2).			

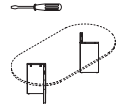

Boat-shape tops 	Conference tables. 120" and 144" tops are in two pieces.			
	96 x 48 x 1½	2400 x 1200 x 38	7_NN-B96	1,061
	120 x 48 x 1½	3000 x 1200 x 38	7_NN-B120	1,316
	144 x 48 x 1½	3600 x 1200 x 38	7_NN-B144	1,387
	Specify the edge (N, 1, 2).			


144" to 120" :
Packaged in 2 boxes.

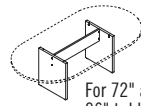

Racetrack tops 	Conference tables. 120" and 144" tops are in two pieces.			
	72 x 36 x 1½	1800 x 900 x 38	7_NN-RT72 	784
	96 x 48 x 1½	2400 x 1200 x 38	7_NN-RT96 	1,061
	120 x 48 x 1½	3000 x 1200 x 38	7_NN-RT120	1,316
	144 x 48 x 1½	3600 x 1200 x 38	7_NN-RT144 	1,387
	Specify the edge (N, 1, 2).			


144" to 120" :
Packaged in 2 boxes.

Cross bases 	1½" thermofused laminate.			
	22 x 22 x 28	555 x 555 x 710	LGC-CR22	398
	27 x 27 x 28	680 x 680 x 710	LGC-CR27 	441
	33 x 33 x 28	825 x 825 x 710	LGC-CR33	501

	W x D x H (in)	W x D x H (mm)	Code	Price (\$)
V-bases 	1½" thermofused laminate.			
	18 x 18 x 28	450 x 450 x 710	LGC-2V18 	(pair) 635


Drum base 	18 x 18 x 28	460 x 460 x 710	LGC-DB19	934
--	--------------	-----------------	----------	-----


Panel bases 	Panel bases and crosspieces packaged separately. For 72" and 96" tables.			
	43¾ x 24 x 28	1084 x 600 x 710	LGC-P30.7296 	464


	For 120" and 144" tables.			
	85 x 24 x 28	2126 x 600 x 710	LGC-P30.120144 	729


For 72" and 96" tables.









For 120" and 144" tables.

Cross base 	Metal. Specify the finish: GAN Anthracite Grey, BRA Brass (add \$229) or NIC Nickel (add \$229).			
	33 x 33 x 28	830 x 830 x 710	LGC-CH433	(each) 639

T-base 	Metal. Specify the finish: GAN Anthracite Grey, BRA Brass (add \$229) or NIC Nickel (add \$229).			
	30 x 4 x 28	760 x 105 x 710	LGC-CH233	(each) 494

Leg 	Metal. Specify the finish: GAN Anthracite Grey, BRA Brass (add \$229) or NIC Nickel (add \$229).			
	6 x 6 x 28	150 x 150 x 710	LGC-TL	(each) 295

Printer table 	1 height adjustable sliding shelf. Grommet on back.			
	30 x 24 x 29½	750 x 600 x 748	7_NN-2430PS	832
	Specify the edge (N, 1, 2).			

BASE OPTIONS / QUANTITY											
	Top Lengths	LGC-CR22	LGC-CR27 	LGC-CR33	LGC-2V18 	LGC-DB19 	LGC-P30.7296 	LGC-P30.120144 	LGC-CH433 	LGC-CH233 	LGC-TL* 
36" DEPTH	36"	1				1			1		4
	72"	2			1	2	1		2	2	4
42" DEPTH	42"		1						1		4
48" DEPTH	48"			1					1		4
	96"			2	1	2	1		2	2	4
	120"			3	1+1 CR33	3	1	3	3	3	6
	144"			3	1+1 CR33	3	1	3	3	3	6

* Not compatible with round tops.

 = QUICKSHIP  = ASSEMBLY REQUIRED

	W x D x H (in)	W x D x H (mm)	Code	Price (\$)
Coffee table	22 x 22 x 18½	550 x 550 x 463	7_NN-ST222218	470



Specify the edge (N, 1, 2).

Magazine table	48 x 22 x 18½	1200 x 550 x 463	7_NN-ST224818	555
-----------------------	---------------	------------------	---------------	-----



Specify the edge (N, 1, 2).

Mobile serving carts	<i>1 sliding shelf, 1 box drawer. Pencil tray. 1 door. 1 shelf.</i>			
	20 x 21 x 36½	500 x 520 x 913	7_--MS212036	1,120



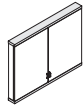
Specify the edge (N, 1, 2). Specify the handle code (D, K). Specify the accent color (A, B, N).



	<i>1 sliding shelf, 2 box drawers. Pencil tray. 2 doors. 2 shelves.</i>			
	36 x 21 x 36½	900 x 520 x 913	7_--MS213636	1,664

Specify the edge (N, 1, 2). Specify the handle code (D, K). Specify the accent color (A, B, N).

Marker board	<i>Non-magnetic surface for use with dry-erase markers. Eraser tray along bottom of board. Inside face of doors covered in natural cork. Hooks for paper pad. 180° hinges.</i>			
	54 x 5 x 41	1368 x 130 x 1043	7_--VBX4054	1,706



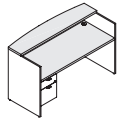
Specify the edge (N, 1, 2). Specify the handle code (D, K). Specify the accent color (A, B, N).

Lectern	<i>1 fixed shelf. 1 grommet. 4 casters, 2 with brakes.</i>			
	24 x 18 x 44½	600 x 450 x 1125	7_NN-LC181844	999



Specify the edge (N, 1, 2).

Right reception desks	<i>Desk with pedestal on left, 1 box drawer and 1 file drawer with suspension bar. Lock. Pencil tray. 2 grommets. Full-height modesty panel. Bow shaped transaction shelf.</i>			
	72 x 30 x 42½	1800 x 750 x 1075	7_--GF3072S	1,773



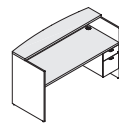
Specify the edge (N, 1, 2). Specify the handle code (D, K). Specify the accent color (A, B, N).



	<i>Right returns with pedestal on right, 1 box drawer and 1 file drawer with suspension bar. Lock. Pencil tray. 1 grommet. Full-height modesty panel.</i>			
	48 x 24 x 41	1200 x 600 x 1037	7_--GR2448F	1,186
	42 x 24 x 41	1050 x 600 x 1037	7_--GR2442F	1,165

Specify the edge (N, 1, 2). Specify the handle code (D, K). Specify the accent color (A, B, N).

	W x D x H (in)	W x D x H (mm)	Code	Price (\$)
Left reception desks	<i>Desk with pedestal on right, 1 box drawer and 1 file drawer with suspension bar. Lock. Pencil tray. 2 grommets. Full-height modesty panel. Bow shaped transaction shelf.</i>			
	72 x 30 x 42½	1800 x 750 x 1075	7_--GS3072F	1,773

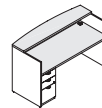


Specify the edge (N, 1, 2). Specify the handle code (D, K). Specify the accent color (A, B, N).

	<i>Left returns with pedestal on left, 1 box drawer and 1 file drawer with suspension bar. Lock. Pencil tray. 1 grommet. Full-height modesty panel.</i>			
	48 x 24 x 41	1200 x 600 x 1037	7_--GF2448R	1,186
	42 x 24 x 41	1050 x 600 x 1037	7_--GF2442R	1,165

Specify the edge (N, 1, 2). Specify the handle code (D, K). Specify the accent color (A, B, N).

Right reception desks – low profile	<i>Desk with pedestal on left, 2 box drawers and 1 file drawer with suspension bar. Lock. Pencil tray. 2 grommets. Full-height modesty panel. Bow shaped transaction shelf.</i>			
	72 x 30 x 42½	1800 x 750 x 1075	7_--GUF3072S	1,928

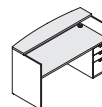


Specify the edge (N, 1, 2). Specify the handle code (D, K). Specify the accent color (A, B, N).

	<i>Right returns with pedestal on right, 2 box drawers and 1 file drawer with suspension bar. Lock. Pencil tray. 1 grommet. Full-height modesty panel.</i>			
	48 x 24 x 41	1200 x 600 x 1037	7_--GR2448UF	1,336
	42 x 24 x 41	1050 x 600 x 1037	7_--GR2442UF	1,316

Specify the edge (N, 1, 2). Specify the handle code (D, K). Specify the accent color (A, B, N).

Left reception desks – low profile	<i>Desk with pedestal on right, 2 box drawers and 1 file drawer with suspension bar. Lock. Pencil tray. 2 grommets. Full-height modesty panel. Bow shaped transaction shelf.</i>			
	72 x 30 x 42½	1800 x 750 x 1075	7_--GS3072UF	1,928



Specify the edge (N, 1, 2). Specify the handle code (D, K). Specify the accent color (A, B, N).

	<i>Left returns with pedestal on left, 2 box drawers and 1 file drawer with suspension bar. Lock. Pencil tray. 1 grommet. Full-height modesty panel.</i>			
	48 x 24 x 41	1200 x 600 x 1037	7_--GUF2448R	1,336
	42 x 24 x 41	1050 x 600 x 1037	7_--GUF2442R	1,316

Specify the edge (N, 1, 2). Specify the handle code (D, K). Specify the accent color (A, B, N).

Additional legs	<i>1 full width leg. For AT, DT and CM tables.</i>			
	30 x 1 x 27½	748 x 25 x 698	7NNN-L30	162
	24 x 1 x 27½	598 x 25 x 698	7NNN-L24	151
	20 x 1 x 27½	498 x 25 x 698	7NNN-L20	139

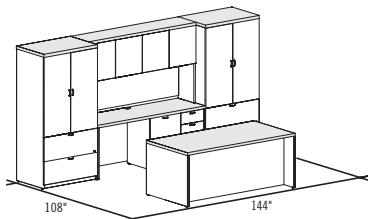


Additional legs	<i>1 recessed leg. For AT, DT and CM tables.</i>			
	13 x 1 x 27½	340 x 25 x 698	7NNN-L12	126



SUGGESTIONS

7___-PLAN01

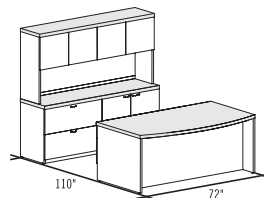


Plan shown in Concept 70 Flyer:

71KA-PLAN01	\$9,487
1 71KA-UF3672S	
1 71NN-DT2472A	
1 7NKA-CO1836L	
1 71NN-E724416P	
2 71KA-243673LFB	

Textured edge (1), Anthracite Grey pull (KA).

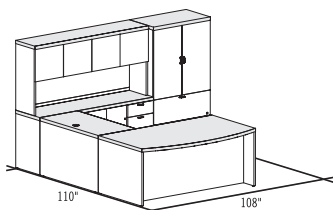
7___-PLAN07



Not shown in Concept 70 Flyer:

QS7___-PLAN07	\$5,178
1 QS7___-F4272FA	
1 QS7___-LF2072B	
1 QS7_NN-E723616P	

7___-PLAN02

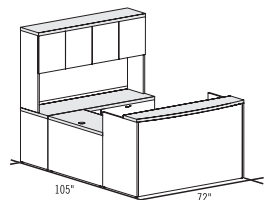


Plan shown in Concept 70 Flyer:

QS72DN-PLAN02	\$6,776
1 QS72DN-F4272SA	
1 QS72NN-BR2448	
1 QS72DN-S2072F	
1 QS72NN-E723616P	
1 QS72DN-203665LFB	

Textured edge (2), Nickel pull (DN).

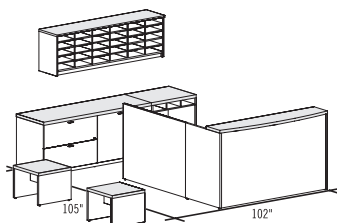
7___-PLAN09



Not shown in Concept 70 Flyer:

QS7___-PLAN09	\$5,365
1 QS7___-GF3072S	
1 QS7_NN-BR2448	
1 QS7___-S2472LF	
1 QS7_NN-E724416P	

7___-PLAN04

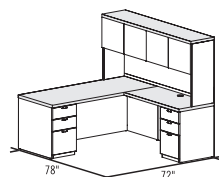


Plan shown in Concept 70 Flyer:

71DN-PLAN04	\$9,253
1 71DN-GS3072UF	
1 71DN-GR2448UF	
1 71NN-2430PS	
1 71DN-LF2472B	
1 M1NN-EMDV7222	
2 71NN-ST22218	

Textured edge (1), Nickel pull (DN).

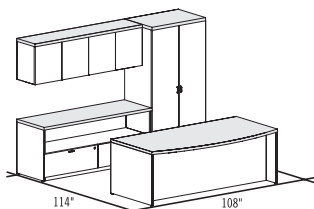
7___-PLAN11



Not shown in Concept 70 Flyer:

QS7___-PLAN11	\$4,159
1 QS7___-UF3072S	
1 QS7___-R2448UF	
1 QS7_NN-E783616P	

7___-PLAN06

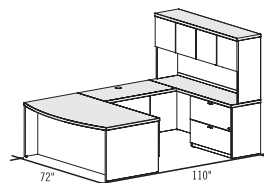


Plan shown in Concept 70 Flyer:

72DA-PLAN06	\$6,907
1 72DA-UF4284SA	
1 72DA-SLF2472	
1 72DA-243673B	
1 72NN-EM722216P	

Textured edge (2), Anthracite Grey pull (DA).

7___-PLAN12



Not shown in Concept 70 Flyer:

QS7___-PLAN12	\$5,137
1 QS7___-F4272SA	
1 QS7_NN-BR2448	
1 QS7___-S2072LF	
1 QS7_NN-E723616P	

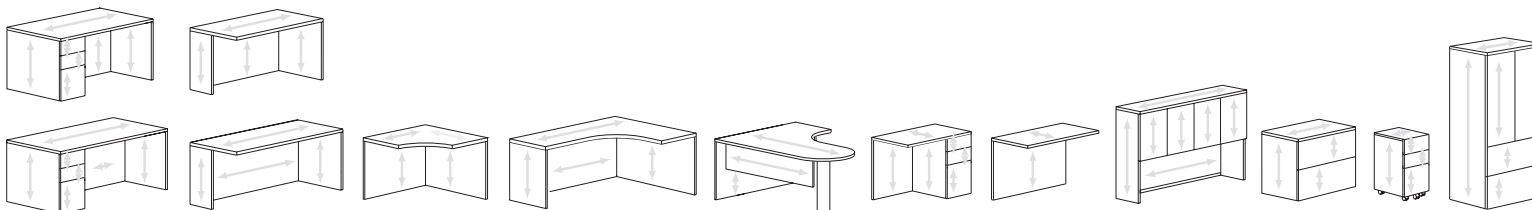
READY TO SHIP IN 5 DAYS!

Several suggested layouts, components and accessories identified by this pictogram are part of the **Lacasse quick delivery program**.

Please refer to page 3 for complete program details.



TYPICAL WOOD GRAIN DIRECTION FOR CONCEPT 70:



CONCEPT 400E

EDGEBANDING

Furniture with 1" (25 mm) thick tops.

N Edge



Smooth, 1/8" (3 mm) thick edge.

The **N** edge is **matched with the finish specified for the surface.**

HANDLES


Choices of straight pulls in thermoplastic polymer or metal available.




L – Black Linear



X – Stainless Steel



Y – Aluminum



N – Non applicable
Linear pull on the interior side

CODIFICATION

Series	Options		
	Thickness	Handles	Accent color
4	1 Thermofused laminate 1"	L Black Linear X Stainless Steel Y Aluminum	N/A

READY TO SHIP IN 5 DAYS!

Several suggested layouts, components and accessories identified by this pictogram are part of the **Lacasse quick delivery program.**

Please refer to page 3 for complete program details.



	W x D x H (in)	W x D x H (mm)	Code	Price (\$)
Double pedestal desks <i>2 pedestals with locks, 2 box drawers and 2 file drawers with suspension bars. Pencil tray. Recessed, full-height modesty panel.</i>	72 x 36 x 29	1800 x 900 x 735	41_N-F3672F	1,507
	72 x 30 x 29	1800 x 750 x 735	41_N-F3072F	1,452
	66 x 30 x 29	1650 x 750 x 735	41_N-F3066F	1,398
	60 x 30 x 29	1500 x 750 x 735	41_N-F3060F	1,336

Specify the handle code (X, Y, N).

Double pedestal bow front desk <i>2 pedestals with locks, 2 box drawers and 2 file drawers with suspension bars. Pencil tray. Recessed, full-height modesty panel.</i>	72 x 42 x 29	1800 x 1050 x 735	41_N-F4272FA	1,778
--	--------------	-------------------	--------------	-------

Specify the handle code (X, Y, N).

Left single pedestal desks <i>1 pedestal on left with lock, 1 box drawer and 1 file drawer with suspension bar. Pencil tray. Recessed, full-height modesty panel.</i>	72 x 36 x 29	1800 x 900 x 735	41_N-F3672S	1,212
	72 x 30 x 29	1800 x 750 x 735	41_N-F3072S	1,156
	66 x 30 x 29	1650 x 750 x 735	41_N-F3066S	1,097
	60 x 30 x 29	1500 x 750 x 735	41_N-F3060S	1,043
	48 x 30 x 29	1200 x 750 x 735	41_N-F3048S	964

Specify the handle code (X, Y, N).

Right single pedestal desks <i>1 pedestal on right with lock, 1 box drawer and 1 file drawer with suspension bar. Pencil tray. Recessed, full-height modesty panel.</i>	72 x 36 x 29	1800 x 900 x 735	41_N-S3672F	1,212
	72 x 30 x 29	1800 x 750 x 735	41_N-S3072F	1,156
	66 x 30 x 29	1650 x 750 x 735	41_N-S3066F	1,097
	60 x 30 x 29	1500 x 750 x 735	41_N-S3060F	1,043
	48 x 30 x 29	1200 x 750 x 735	41_N-S3048F	964

Specify the handle code (X, Y, N).

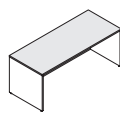
Left single pedestal bow front desk <i>1 pedestal on left with lock, 1 box drawer and 1 file drawer with suspension bar. Pencil tray. Recessed, full-height modesty panel.</i>	72 x 42 x 29	1800 x 1050 x 735	41_N-F4272SA	1,483
--	--------------	-------------------	--------------	-------

Specify the handle code (X, Y, N).

Right single pedestal bow front desk <i>1 pedestal on right with lock, 1 box drawer and 1 file drawer with suspension bar. Pencil tray. Recessed, full-height modesty panel.</i>	72 x 42 x 29	1800 x 1050 x 735	41_N-S4272FA	1,483
--	--------------	-------------------	--------------	-------

Specify the handle code (X, Y, N).

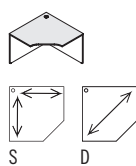
Desk shells



Recessed, full-height modesty panel. Can accommodate 1 or 2 pedestals.

72 x 36 x 29	1800 x 900 x 735	41NN-TDM3672	802
72 x 30 x 29	1800 x 750 x 735	41NN-TDM3072	772
66 x 30 x 29	1650 x 750 x 735	41NN-TDM3066	743
60 x 30 x 29	1500 x 750 x 735	41NN-TDM3060	705

Corner modules



Full-height modesty panel. Grommet. Must be attached to another surface.

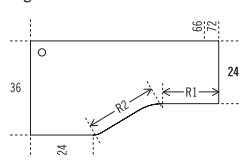
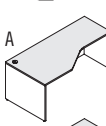

Surface	48"/30"	42"/24"	36"/24"	36"/18"		Price (\$)
R1	25 1/16" (637 mm)	25 1/16" (637 mm)	16 1/16" (424 mm)	25 1/16" (637 mm)		
48 x 48 x 29	1200 x 1200 x 735	41NN-CM4830S				885
42 x 42 x 29	1050 x 1050 x 735	41NN-CM4224S				784
36 x 36 x 29	900 x 900 x 735	41NN-CM3624S				705
36 x 36 x 29	900 x 900 x 735	41NN-CM3618S				705

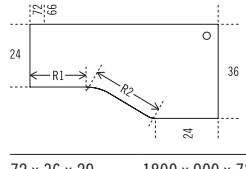

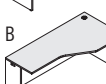
Diagonal wood grain: change S to D, add 10% to the price.

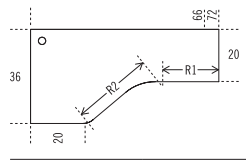

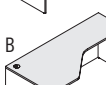
= ASSEMBLY REQUIRED

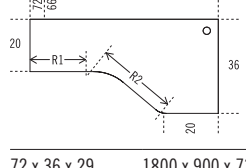

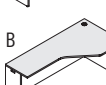
= QUICKSHIP

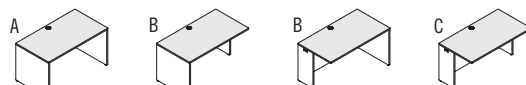
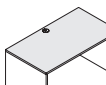
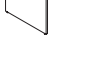




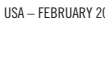
USA – FEBRUARY 2020

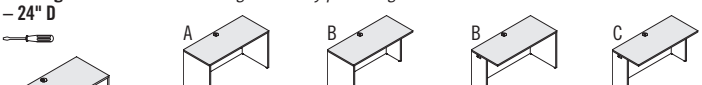
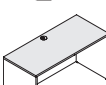





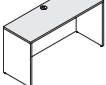


	W x D x H (in)	W x D x H (mm)	Code	Price (\$)									
Right extended corner modules – 24" D	<i>1 grommet.</i>												
	<table border="1"> <thead> <tr> <th>Surface</th> <th>R1</th> <th>R2</th> </tr> </thead> <tbody> <tr> <td>72"/36"</td> <td>21 1/8" (573 mm)</td> <td>21 1/8" (573 mm)</td> </tr> <tr> <td>66"/36"</td> <td>15 1/4" (387 mm)</td> <td>28 3/8" (727 mm)</td> </tr> </tbody> </table>				Surface	R1	R2	72"/36"	21 1/8" (573 mm)	21 1/8" (573 mm)	66"/36"	15 1/4" (387 mm)	28 3/8" (727 mm)
Surface	R1	R2											
72"/36"	21 1/8" (573 mm)	21 1/8" (573 mm)											
66"/36"	15 1/4" (387 mm)	28 3/8" (727 mm)											
	72 x 36 x 29	1800 x 900 x 735	41NN-CM367224	1,056									
	66 x 36 x 29	1650 x 900 x 735	41NN-CM366624	989									
Specify panel legs (A, B).													

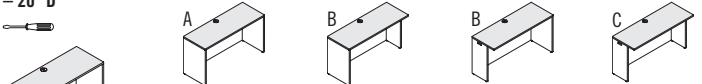
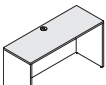
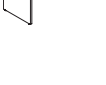



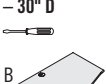
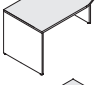


	W x D x H (in)	W x D x H (mm)	Code	Price (\$)									
Left extended corner modules – 24" D	<i>1 grommet.</i>												
	<table border="1"> <thead> <tr> <th>Surface</th> <th>R1</th> <th>R2</th> </tr> </thead> <tbody> <tr> <td>72"/36"</td> <td>21 1/8" (573 mm)</td> <td>21 1/8" (573 mm)</td> </tr> <tr> <td>66"/36"</td> <td>15 1/4" (387 mm)</td> <td>28 3/8" (727 mm)</td> </tr> </tbody> </table>				Surface	R1	R2	72"/36"	21 1/8" (573 mm)	21 1/8" (573 mm)	66"/36"	15 1/4" (387 mm)	28 3/8" (727 mm)
Surface	R1	R2											
72"/36"	21 1/8" (573 mm)	21 1/8" (573 mm)											
66"/36"	15 1/4" (387 mm)	28 3/8" (727 mm)											
	72 x 36 x 29	1800 x 900 x 735	41NN-CM723624	1,056									
	66 x 36 x 29	1650 x 900 x 735	41NN-CM663624	989									
Specify panel legs (A, B).													

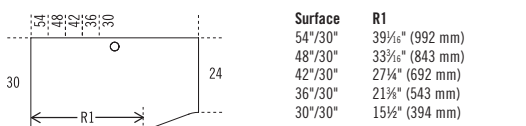
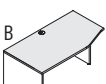



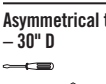
	W x D x H (in)	W x D x H (mm)	Code	Price (\$)									
Right extended corner modules – 20" D	<i>1 grommet.</i>												
	<table border="1"> <thead> <tr> <th>Surface</th> <th>R1</th> <th>R2</th> </tr> </thead> <tbody> <tr> <td>72"/36"</td> <td>23 1/8" (608 mm)</td> <td>31 1/8" (799 mm)</td> </tr> <tr> <td>66"/36"</td> <td>18 1/8" (459 mm)</td> <td>31 1/8" (799 mm)</td> </tr> </tbody> </table>				Surface	R1	R2	72"/36"	23 1/8" (608 mm)	31 1/8" (799 mm)	66"/36"	18 1/8" (459 mm)	31 1/8" (799 mm)
Surface	R1	R2											
72"/36"	23 1/8" (608 mm)	31 1/8" (799 mm)											
66"/36"	18 1/8" (459 mm)	31 1/8" (799 mm)											
	72 x 36 x 29	1800 x 900 x 735	41NN-CM367220	1,056									
	66 x 36 x 29	1650 x 900 x 735	41NN-CM366620	989									
Specify panel legs (A, B).													

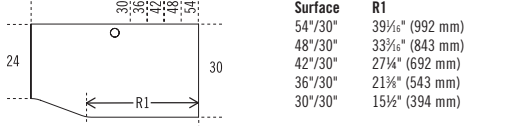
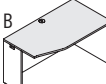
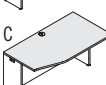
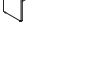


	W x D x H (in)	W x D x H (mm)	Code	Price (\$)									
Left extended corner modules – 20" D	<i>1 grommet.</i>												
	<table border="1"> <thead> <tr> <th>Surface</th> <th>R1</th> <th>R2</th> </tr> </thead> <tbody> <tr> <td>72"/36"</td> <td>23 1/8" (608 mm)</td> <td>31 1/8" (799 mm)</td> </tr> <tr> <td>66"/36"</td> <td>18 1/8" (459 mm)</td> <td>31 1/8" (799 mm)</td> </tr> </tbody> </table>				Surface	R1	R2	72"/36"	23 1/8" (608 mm)	31 1/8" (799 mm)	66"/36"	18 1/8" (459 mm)	31 1/8" (799 mm)
Surface	R1	R2											
72"/36"	23 1/8" (608 mm)	31 1/8" (799 mm)											
66"/36"	18 1/8" (459 mm)	31 1/8" (799 mm)											
	72 x 36 x 29	1800 x 900 x 735	41NN-CM723620	1,056									
	66 x 36 x 29	1650 x 900 x 735	41NN-CM663620	989									
Specify panel legs (A, B).													

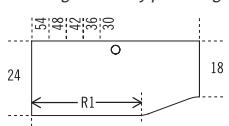
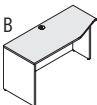
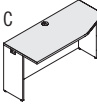
	W x D x H (in)	W x D x H (mm)	Code	Price (\$)												
Rectangular tables – 30" D	<i>Full-height modesty panel. 1 grommet.</i>															
	<table border="1"> <thead> <tr> <th>Surface</th> <th>R1</th> </tr> </thead> <tbody> <tr> <td>54"/30"</td> <td>39 1/8" (992 mm)</td> </tr> <tr> <td>48"/30"</td> <td>33 3/8" (843 mm)</td> </tr> <tr> <td>42"/30"</td> <td>27 1/4" (692 mm)</td> </tr> <tr> <td>36"/30"</td> <td>21 1/8" (543 mm)</td> </tr> <tr> <td>30"/30"</td> <td>15 1/2" (394 mm)</td> </tr> </tbody> </table>				Surface	R1	54"/30"	39 1/8" (992 mm)	48"/30"	33 3/8" (843 mm)	42"/30"	27 1/4" (692 mm)	36"/30"	21 1/8" (543 mm)	30"/30"	15 1/2" (394 mm)
Surface	R1															
54"/30"	39 1/8" (992 mm)															
48"/30"	33 3/8" (843 mm)															
42"/30"	27 1/4" (692 mm)															
36"/30"	21 1/8" (543 mm)															
30"/30"	15 1/2" (394 mm)															
	72 x 30 x 29	1800 x 750 x 735	41NN-DT3072	753												
	66 x 30 x 29	1650 x 750 x 735	41NN-DT3066	718												
	60 x 30 x 29	1500 x 750 x 735	41NN-DT3060	687												
	54 x 30 x 29	1350 x 750 x 735	41NN-DT3054	656												
	48 x 30 x 29	1200 x 750 x 735	41NN-DT3048	628												
	42 x 30 x 29	1050 x 750 x 735	41NN-DT3042	597												
	36 x 30 x 29	900 x 750 x 735	41NN-DT3036	567												
	30 x 30 x 29	750 x 750 x 735	41NN-DT3030	537												
	24 x 30 x 29	600 x 750 x 735	41NN-DT3024	501												
Specify panel legs (A, B, C).																

	W x D x H (in)	W x D x H (mm)	Code	Price (\$)												
Rectangular tables – 24" D	<i>Full-height modesty panel. 1 grommet.</i>															
	<table border="1"> <thead> <tr> <th>Surface</th> <th>R1</th> </tr> </thead> <tbody> <tr> <td>54"/24"</td> <td>39 1/8" (992 mm)</td> </tr> <tr> <td>48"/24"</td> <td>33 3/8" (843 mm)</td> </tr> <tr> <td>42"/24"</td> <td>27 1/4" (692 mm)</td> </tr> <tr> <td>36"/24"</td> <td>21 1/8" (543 mm)</td> </tr> <tr> <td>30"/24"</td> <td>15 1/2" (394 mm)</td> </tr> </tbody> </table>				Surface	R1	54"/24"	39 1/8" (992 mm)	48"/24"	33 3/8" (843 mm)	42"/24"	27 1/4" (692 mm)	36"/24"	21 1/8" (543 mm)	30"/24"	15 1/2" (394 mm)
Surface	R1															
54"/24"	39 1/8" (992 mm)															
48"/24"	33 3/8" (843 mm)															
42"/24"	27 1/4" (692 mm)															
36"/24"	21 1/8" (543 mm)															
30"/24"	15 1/2" (394 mm)															
	72 x 24 x 29	1800 x 600 x 735	41NN-DT2472	729												
	66 x 24 x 29	1650 x 600 x 735	41NN-DT2466	693												
	60 x 24 x 29	1500 x 600 x 735	41NN-DT2460	662												
	54 x 24 x 29	1350 x 600 x 735	41NN-DT2454	633												
	48 x 24 x 29	1200 x 600 x 735	41NN-DT2448	602												
	42 x 24 x 29	1050 x 600 x 735	41NN-DT2442	573												
	36 x 24 x 29	900 x 600 x 735	41NN-DT2436	542												
	30 x 24 x 29	750 x 600 x 735	41NN-DT2430	506												
	24 x 24 x 29	600 x 600 x 735	41NN-DT2424	476												
Specify panel legs (A, B, C).																

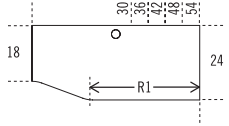
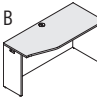
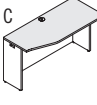
	W x D x H (in)	W x D x H (mm)	Code	Price (\$)												
Rectangular tables – 20" D	<i>Full-height modesty panel. 1 grommet.</i>															
	<table border="1"> <thead> <tr> <th>Surface</th> <th>R1</th> </tr> </thead> <tbody> <tr> <td>54"/20"</td> <td>39 1/8" (992 mm)</td> </tr> <tr> <td>48"/20"</td> <td>33 3/8" (843 mm)</td> </tr> <tr> <td>42"/20"</td> <td>27 1/4" (692 mm)</td> </tr> <tr> <td>36"/20"</td> <td>21 1/8" (543 mm)</td> </tr> <tr> <td>30"/20"</td> <td>15 1/2" (394 mm)</td> </tr> </tbody> </table>				Surface	R1	54"/20"	39 1/8" (992 mm)	48"/20"	33 3/8" (843 mm)	42"/20"	27 1/4" (692 mm)	36"/20"	21 1/8" (543 mm)	30"/20"	15 1/2" (394 mm)
Surface	R1															
54"/20"	39 1/8" (992 mm)															
48"/20"	33 3/8" (843 mm)															
42"/20"	27 1/4" (692 mm)															
36"/20"	21 1/8" (543 mm)															
30"/20"	15 1/2" (394 mm)															
	72 x 20 x 29	1800 x 500 x 735	41NN-DT2072	699												
	66 x 20 x 29	1650 x 500 x 735	41NN-DT2066	670												
	60 x 20 x 29	1500 x 500 x 735	41NN-DT2060	639												
	54 x 20 x 29	1350 x 500 x 735	41NN-DT2054	609												
	48 x 20 x 29	1200 x 500 x 735	41NN-DT2048	578												
	42 x 20 x 29	1050 x 500 x 735	41NN-DT2042	547												
	36 x 20 x 29	900 x 500 x 735	41NN-DT2036	513												
	30 x 20 x 29	750 x 500 x 735	41NN-DT2030	483												
	24 x 20 x 29	600 x 500 x 735	41NN-DT2024	452												
Specify panel legs (A, B, C).																

	W x D x H (in)	W x D x H (mm)	Code	Price (\$)												
Asymmetrical tables – 30" D	<i>Full-height modesty panel. 1 grommet.</i>															
	<table border="1"> <thead> <tr> <th>Surface</th> <th>R1</th> </tr> </thead> <tbody> <tr> <td>54"/30"</td> <td>39 1/8" (992 mm)</td> </tr> <tr> <td>48"/30"</td> <td>33 3/8" (843 mm)</td> </tr> <tr> <td>42"/30"</td> <td>27 1/4" (692 mm)</td> </tr> <tr> <td>36"/30"</td> <td>21 1/8" (543 mm)</td> </tr> <tr> <td>30"/30"</td> <td>15 1/2" (394 mm)</td> </tr> </tbody> </table>				Surface	R1	54"/30"	39 1/8" (992 mm)	48"/30"	33 3/8" (843 mm)	42"/30"	27 1/4" (692 mm)	36"/30"	21 1/8" (543 mm)	30"/30"	15 1/2" (394 mm)
Surface	R1															
54"/30"	39 1/8" (992 mm)															
48"/30"	33 3/8" (843 mm)															
42"/30"	27 1/4" (692 mm)															
36"/30"	21 1/8" (543 mm)															
30"/30"	15 1/2" (394 mm)															
	54 x 30 x 29	1350 x 750 x 735	41NN-AT305424	693												
	48 x 30 x 29	1200 x 750 x 735	41NN-AT304824	662												
	42 x 30 x 29	1050 x 750 x 735	41NN-AT304224	633												
	36 x 30 x 29	900 x 750 x 735	41NN-AT303624	602												
	30 x 30 x 29	750 x 750 x 735	41NN-AT303024	573												
Specify panel legs (B, C).																

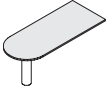
	W x D x H (in)	W x D x H (mm)	Code	Price (\$)												
Asymmetrical tables – 30" D	<i>Full-height modesty panel. 1 grommet.</i>															
	<table border="1"> <thead> <tr> <th>Surface</th> <th>R1</th> </tr> </thead> <tbody> <tr> <td>54"/30"</td> <td>39 1/8" (992 mm)</td> </tr> <tr> <td>48"/30"</td> <td>33 3/8" (843 mm)</td> </tr> <tr> <td>42"/30"</td> <td>27 1/4" (692 mm)</td> </tr> <tr> <td>36"/30"</td> <td>21 1/8" (543 mm)</td> </tr> <tr> <td>30"/30"</td> <td>15 1/2" (394 mm)</td> </tr> </tbody> </table>				Surface	R1	54"/30"	39 1/8" (992 mm)	48"/30"	33 3/8" (843 mm)	42"/30"	27 1/4" (692 mm)	36"/30"	21 1/8" (543 mm)	30"/30"	15 1/2" (394 mm)
Surface	R1															
54"/30"	39 1/8" (992 mm)															
48"/30"	33 3/8" (843 mm)															
42"/30"	27 1/4" (692 mm)															
36"/30"	21 1/8" (543 mm)															
30"/30"	15 1/2" (394 mm)															
	54 x 30 x 29	1350 x 750 x 735	41NN-AT245430	693												
	48 x 30 x 29	1200 x 750 x 735	41NN-AT244830	662												
	42 x 30 x 29	1050 x 750 x 735	41NN-AT244230	633												
	36 x 30 x 29	900 x 750 x 735	41NN-AT243630	602												
	30 x 30 x 29	750 x 750 x 735	41NN-AT243030	573												
Specify panel legs (B, C).																

	W x D x H (in)	W x D x H (mm)	Code	Price (\$)
Asymmetrical tables – 24" D	<i>Full-height modesty panel. 1 grommet.</i>			
			Surface	R1
			54"/24"	39 1/2" (992 mm)
			48"/24"	33 3/4" (843 mm)
			42"/24"	27 1/4" (692 mm)
			36"/24"	21 1/8" (543 mm)
			30"/24"	15 1/2" (394 mm)
	54 x 24 x 29	1350 x 600 x 735	41NN-AT245418	670
	48 x 24 x 29	1200 x 600 x 735	41NN-AT244818	639
	42 x 24 x 29	1050 x 600 x 735	41NN-AT244218	609
	36 x 24 x 29	900 x 600 x 735	41NN-AT243618	578
	30 x 24 x 29	750 x 600 x 735	41NN-AT243018	547

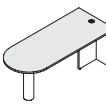
Specify panel legs (B, C).

	W x D x H (in)	W x D x H (mm)	Code	Price (\$)
Asymmetrical tables – 24" D	<i>Full-height modesty panel. 1 grommet.</i>			
			Surface	R1
			54"/24"	39 1/2" (992 mm)
			48"/24"	33 3/4" (843 mm)
			42"/24"	27 1/4" (692 mm)
			36"/24"	21 1/8" (543 mm)
			30"/24"	15 1/2" (394 mm)
	54 x 24 x 29	1350 x 600 x 735	41NN-AT185424	670
	48 x 24 x 29	1200 x 600 x 735	41NN-AT184824	639
	42 x 24 x 29	1050 x 600 x 735	41NN-AT184224	609
	36 x 24 x 29	900 x 600 x 735	41NN-AT183624	578
	30 x 24 x 29	750 x 600 x 735	41NN-AT183024	547

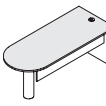
Specify panel legs (B, C).

	W x D x H (in)	W x D x H (mm)	Code	Price (\$)
D-shaped surfaces	<i>Black steel leg. Must be attached to a work surface. Order LGC-BAR for any surface wider than 60", refer to page 149.</i>			
	72 x 36 x 29	1800 x 900 x 735	41NN-BU3672	748
	72 x 30 x 29	1800 x 750 x 735	41NN-BU3072	687
	66 x 30 x 29	1650 x 750 x 735	41NN-BU3066	651
	60 x 30 x 29	1500 x 750 x 735	41NN-BU3060	621
	66 x 24 x 29	1650 x 600 x 735	41NN-BU2466	597
	60 x 24 x 29	1500 x 600 x 735	41NN-BU2460	555
	48 x 24 x 29	1200 x 600 x 735	41NN-BU2448	524

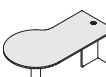
Packaged in 2 boxes.

	W x D x H (in)	W x D x H (mm)	Code	Price (\$)
D-shaped surfaces	<i>Black steel leg. 1 grommet. Must be attached to another surface.</i>			
	72 x 36 x 29	1800 x 900 x 735	41NN-BT3672	862
	72 x 30 x 29	1800 x 750 x 735	41NN-BT3072	813
	66 x 30 x 29	1650 x 750 x 735	41NN-BT3066	778
	60 x 30 x 29	1500 x 750 x 735	41NN-BT3060	748
	66 x 24 x 29	1650 x 600 x 735	41NN-BT2466	718
	60 x 24 x 29	1500 x 600 x 735	41NN-BT2460	675
	48 x 24 x 29	1200 x 600 x 735	41NN-BT2448	645

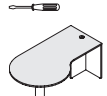
Packaged in 2 boxes.

	W x D x H (in)	W x D x H (mm)	Code	Price (\$)
D-shaped surfaces	<i>Reversible modesty panel. Black steel leg. 1 grommet. Must be attached to another surface.</i>			
	72 x 36 x 29	1800 x 900 x 735	41NN-BTM3672	970
	72 x 30 x 29	1800 x 750 x 735	41NN-BTM3072	911
	66 x 30 x 29	1650 x 750 x 735	41NN-BTM3066	874
	60 x 30 x 29	1500 x 750 x 735	41NN-BTM3060	837

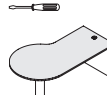
Packaged in 2 boxes.

	W x D x H (in)	W x D x H (mm)	Code	Price (\$)
Left P-shaped surfaces	<i>Black steel leg. 1 grommet. Must be attached to another surface.</i>			
	72 x 42 x 29	1800 x 1050 x 735	41NN-PT3072	977
	66 x 42 x 29	1650 x 1050 x 735	41NN-PT3066	953
	60 x 42 x 29	1500 x 1050 x 735	41NN-PT3060	922

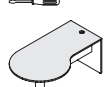
Packaged in 2 boxes.

	W x D x H (in)	W x D x H (mm)	Code	Price (\$)
Right P-shaped surfaces	<i>Black steel leg. 1 grommet. Must be attached to another surface.</i>			
	72 x 42 x 29	1800 x 1050 x 735	41NN-3072PT	977
	66 x 42 x 29	1650 x 1050 x 735	41NN-3066PT	953
	60 x 42 x 29	1500 x 1050 x 735	41NN-3060PT	922

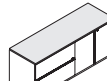
Packaged in 2 boxes.

	W x D x H (in)	W x D x H (mm)	Code	Price (\$)
Left P-shaped surfaces	<i>Modesty panel. Black steel leg. 1 grommet. Must be attached to another surface.</i>			
	72 x 42 x 29	1800 x 1050 x 735	41NN-PTM3072	1,036
	66 x 42 x 29	1650 x 1050 x 735	41NN-PTM3066	1,013
	60 x 42 x 29	1500 x 1050 x 735	41NN-PTM3060	989

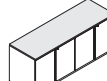
Packaged in 2 boxes.

	W x D x H (in)	W x D x H (mm)	Code	Price (\$)
Right P-shaped surfaces	<i>Modesty panel. Black steel leg. 1 grommet. Must be attached to another surface.</i>			
	72 x 42 x 29	1800 x 1050 x 735	41NN-3072PTM	1,036
	66 x 42 x 29	1650 x 1050 x 735	41NN-3066PTM	1,013
	60 x 42 x 29	1500 x 1050 x 735	41NN-3060PTM	989

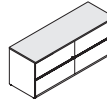
Packaged in 2 boxes.

	W x D x H (in)	W x D x H (mm)	Code	Price (\$)
Lateral file / bookcase credenzas	<i>2 file drawers with suspension bars. Bookcase unit with doors and adjustable shelf. Locks.</i>			
	72 x 24 x 29	1800 x 600 x 735	41_N-LF2472B	1,802
	72 x 20 x 29	1800 x 500 x 735	41_N-LF2072B	1,676

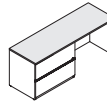
Specify the handle code (X, Y, L).

	W x D x H (in)	W x D x H (mm)	Code	Price (\$)
Bookcase credenzas	<i>Storage unit with doors and adjustable shelves. Locks.</i>			
	72 x 24 x 29	1800 x 600 x 735	41_N-B2472B	1,633
	72 x 20 x 29	1800 x 500 x 735	41_N-B2072B	1,507

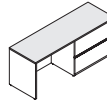
Specify the handle code (X, Y, L).

	W x D x H (in)	W x D x H (mm)	Code	Price (\$)
Lateral file credenzas	<i>4 file drawers with suspension bars. Locks. Optional counterweights to meet BIFMA standards, refer to page 149.</i>			
	72 x 24 x 29	1800 x 600 x 735	41_N-LF2472LF	1,990
	72 x 20 x 29	1800 x 500 x 735	41_N-LF2072LF	1,863

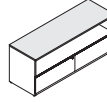
Specify the handle code (X, Y, L).

	W x D x H (in)	W x D x H (mm)	Code	Price (\$)
Left lateral file credenzas	<i>2 file drawers on left with suspension bars. Lock. Grommet on back.</i>			
	72 x 24 x 29	1800 x 600 x 735	41_N-LF2472S	1,488
	66 x 24 x 29	1650 x 600 x 735	41_N-LF2466S	1,429
	60 x 24 x 29	1500 x 600 x 735	41_N-LF2460S	1,368
	72 x 20 x 29	1800 x 500 x 735	41_N-LF2072S	1,368
	66 x 20 x 29	1650 x 500 x 735	41_N-LF2066S	1,300
	60 x 20 x 29	1500 x 500 x 735	41_N-LF2060S	1,273

Specify the handle code (X, Y, L).


	W x D x H (in)	W x D x H (mm)	Code	Price (\$)
Right lateral file credenzas	<i>2 file drawers on right with suspension bars. Lock. Grommet on back.</i>			
	72 x 24 x 29	1800 x 600 x 735	41_N-S2472LF	1,488
	66 x 24 x 29	1650 x 600 x 735	41_N-S2466LF	1,429
	60 x 24 x 29	1500 x 600 x 735	41_N-S2460LF	1,368
	72 x 20 x 29	1800 x 500 x 735	41_N-S2072LF	1,368
	66 x 20 x 29	1650 x 500 x 735	41_N-S2066LF	1,300
	60 x 20 x 29	1500 x 500 x 735	41_N-S2060LF	1,273

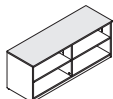
Specify the handle code (X, Y, L).

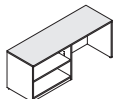
	W x D x H (in)	W x D x H (mm)	Code	Price (\$)
Lateral file credenzas	<i>Open space on top and 2 file drawers on bottom with suspension bars. Locks. Grommet on back. Optional counterweights to meet BIFMA standards, refer to page 149.</i>			
	72 x 24 x 29	1800 x 600 x 735	41_N-SLF2472	1,440
	72 x 20 x 29	1800 x 500 x 735	41_N-SLF2072	1,300

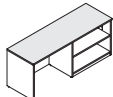
Specify the handle code (X, Y, L).

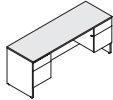
 = ASSEMBLY REQUIRED

 = QUICKSHIP

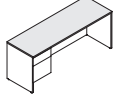
	W x D x H (in)	W x D x H (mm)	Code	Price (\$)
Open bookcase credenzas 	<i>1 adjustable shelf on each side.</i>			
	72 x 24 x 29	1800 x 600 x 735	41NN-BE2472BE	1,248
	72 x 20 x 29	1800 x 500 x 735	41NN-BE2072BE	1,186

	W x D x H (in)	W x D x H (mm)	Code	Price (\$)
Left open bookcase credenzas 	<i>Adjustable shelf. Full-height modesty panel. Grommet on back.</i>			
	72 x 24 x 29	1800 x 600 x 735	41NN-BE2472S	1,150
	72 x 20 x 29	1800 x 500 x 735	41NN-BE2072S	1,086

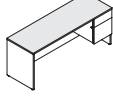
	W x D x H (in)	W x D x H (mm)	Code	Price (\$)
Right open bookcase credenzas 	<i>Adjustable shelf. Full-height modesty panel. Grommet on back.</i>			
	72 x 24 x 29	1800 x 600 x 735	41NN-S2472BE	1,150
	72 x 20 x 29	1800 x 500 x 735	41NN-S2072BE	1,086

	W x D x H (in)	W x D x H (mm)	Code	Price (\$)
Double pedestal credenzas 	<i>2 pedestals with locks, 2 box drawers and 2 file drawers with suspension bars. Pencil tray. Grommet on back.</i>			
	72 x 24 x 29	1800 x 600 x 735	41_N-F2472F	1,429
	66 x 24 x 29	1650 x 600 x 735	41_N-F2466F	1,404
	60 x 24 x 29	1500 x 600 x 735	41_N-F2460F	1,381
	72 x 20 x 29	1800 x 500 x 735	41_N-F2072F	1,300
	66 x 20 x 29	1650 x 500 x 735	41_N-F2066F	1,278
	60 x 20 x 29	1500 x 500 x 735	41_N-F2060F	1,254

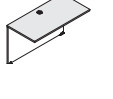
Specify the handle code (X, Y, N).

	W x D x H (in)	W x D x H (mm)	Code	Price (\$)
Left single pedestal credenzas 	<i>1 pedestal on left with lock, 1 box drawer and 1 file drawer with suspension bar. Pencil tray. Grommet on back.</i>			
	72 x 24 x 29	1800 x 600 x 735	41_N-F2472S	1,092
	66 x 24 x 29	1650 x 600 x 735	41_N-F2466S	1,066
	60 x 24 x 29	1500 x 600 x 735	41_N-F2460S	1,043
	72 x 20 x 29	1800 x 500 x 735	41_N-F2072S	1,015
	66 x 20 x 29	1650 x 500 x 735	41_N-F2066S	993
	60 x 20 x 29	1500 x 500 x 735	41_N-F2060S	970


Specify the handle code (X, Y, N).


	W x D x H (in)	W x D x H (mm)	Code	Price (\$)
Right single pedestal credenzas 	<i>1 pedestal on right with lock, 1 box drawer and 1 file drawer with suspension bar. Pencil tray. Grommet on back.</i>			
	72 x 24 x 29	1800 x 600 x 735	41_N-S2472F	1,092
	66 x 24 x 29	1650 x 600 x 735	41_N-S2466F	1,066
	60 x 24 x 29	1500 x 600 x 735	41_N-S2460F	1,043
	72 x 20 x 29	1800 x 500 x 735	41_N-S2072F	1,015
	66 x 20 x 29	1650 x 500 x 735	41_N-S2066F	993

Specify the handle code (X, Y, N).


	W x D x H (in)	W x D x H (mm)	Code	Price (\$)
Bridge-returns 	<i>Full-height modesty panel. 1 grommet.</i>			
	48 x 24 x 29	1200 x 600 x 735	41NN-BR2448	404
	42 x 24 x 29	1050 x 600 x 735	41NN-BR2442	381
	36 x 24 x 29	900 x 600 x 735	41NN-BR2436	356
	48 x 20 x 29	1200 x 500 x 735	41NN-BR2048	367
	42 x 20 x 29	1050 x 500 x 735	41NN-BR2042	343

Specify the handle code (X, Y, N).


	W x D x H (in)	W x D x H (mm)	Code	Price (\$)
Return shells 	<i>Reversible. 1 grommet. Can accommodate 1 pedestal.</i>			
	48 x 24 x 29	1200 x 600 x 735	41NN-R2448S	464
	42 x 24 x 29	1050 x 600 x 735	41NN-R2442S	433
	48 x 20 x 29	1200 x 500 x 735	41NN-R2048S	421
	42 x 20 x 29	1050 x 500 x 735	41NN-R2042S	392

	W x D x H (in)	W x D x H (mm)	Code	Price (\$)
Left executive returns 	<i>1 pedestal on left with lock, 1 box drawer and 1 file drawer with suspension bar. Pencil tray. Grommet.</i>			
	48 x 24 x 29	1200 x 600 x 735	41_N-F2448R	892
	42 x 24 x 29	1050 x 600 x 735	41_N-F2442R	844
	48 x 20 x 29	1200 x 500 x 735	41_N-F2048R	850
	42 x 20 x 29	1050 x 500 x 735	41_N-F2042R	825


Specify the handle code (X, Y, N).

	W x D x H (in)	W x D x H (mm)	Code	Price (\$)
Right executive returns 	<i>1 pedestal on right with lock, 1 box drawer and 1 file drawer with suspension bar. Pencil tray. Grommet.</i>			
	48 x 24 x 29	1200 x 600 x 735	41_N-R2448F	892
	42 x 24 x 29	1050 x 600 x 735	41_N-R2442F	844
	48 x 20 x 29	1200 x 500 x 735	41_N-R2048F	850
	42 x 20 x 29	1050 x 500 x 735	41_N-R2042F	825


Specify the handle code (X, Y, N).

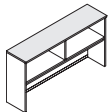

	W x D x H (in)	W x D x H (mm)	Code	Price (\$)
Hutches with doors – 44" H 	<i>Clearance: 21½". Grommet. Full-width wire access. Can accommodate a tackboard, refer to page 147.</i>			
	84 x 16 x 44	2100 x 400 x 1099	41NN-E844416P	1,429
	78 x 16 x 44	1950 x 400 x 1099	41NN-E784416P	1,368
	72 x 16 x 44	1800 x 400 x 1099	41NN-E724416P	1,300
	66 x 16 x 44	1650 x 400 x 1099	41NN-E664416P	1,242
	60 x 16 x 44	1500 x 400 x 1099	41NN-E604416P	1,180
	54 x 16 x 44	1350 x 400 x 1099	41NN-E544416P	1,114
	48 x 16 x 44	1200 x 400 x 1099	41NN-E484416P	1,056
	42 x 16 x 44	1050 x 400 x 1099	41NN-E424416P	994
	36 x 16 x 44	900 x 400 x 1099	41NN-E364416P	934

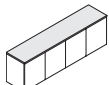
84" to 60": 4 doors
54" to 48": 3 doors
42" to 36": 2 doors

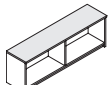

	W x D x H (in)	W x D x H (mm)	Code	Price (\$)
Hutches with doors – 36" H 	<i>Clearance: 17⅝". Grommet. Full-width wire access. Can accommodate a tackboard, refer to page 147.</i>			
	84 x 16 x 36	2100 x 400 x 900	41NN-E843616P	1,300
	78 x 16 x 36	1950 x 400 x 900	41NN-E783616P	1,242
	72 x 16 x 36	1800 x 400 x 900	41NN-E723616P	1,180
	66 x 16 x 36	1650 x 400 x 900	41NN-E663616P	1,114
	60 x 16 x 36	1500 x 400 x 900	41NN-E603616P	1,056
	54 x 16 x 36	1350 x 400 x 900	41NN-E543616P	994
	48 x 16 x 36	1200 x 400 x 900	41NN-E483616P	934
	42 x 16 x 36	1050 x 400 x 900	41NN-E423616P	868
	36 x 16 x 36	900 x 400 x 900	41NN-E363616P	808


84" to 60": 4 doors
54" to 48": 3 doors
42" to 36": 2 doors


	W x D x H (in)	W x D x H (mm)	Code	Price (\$)
Open hutches – 44" H 	<i>Clearance: 21½". Grommet. Full-width wire access. Can accommodate a tackboard, refer to page 147.</i>			
	84 x 16 x 44	2100 x 400 x 1099	41NN-E844416	1,180
	78 x 16 x 44	1950 x 400 x 1099	41NN-E784416	1,114
	72 x 16 x 44	1800 x 400 x 1099	41NN-E724416	1,056
	66 x 16 x 44	1650 x 400 x 1099	41NN-E664416	994
	60 x 16 x 44	1500 x 400 x 1099	41NN-E604416	934
	54 x 16 x 44	1350 x 400 x 1099	41NN-E544416	868
	48 x 16 x 44	1200 x 400 x 1099	41NN-E484416	808
	42 x 16 x 44	1050 x 400 x 1099	41NN-E424416	748
	36 x 16 x 44	900 x 400 x 1099	41NN-E364416	682


	W x D x H (in)	W x D x H (mm)	Code	Price (\$)
	Open hutches – 36" H			
	<i>Clearance: 17 3/8". Grommet. Full-width wire access. Can accommodate a tackboard, refer to page 147.</i>			
	84 x 16 x 36	2100 x 400 x 900	41NN-E843616	1,056
	78 x 16 x 36	1950 x 400 x 900	41NN-E783616	994
	72 x 16 x 36	1800 x 400 x 900	41NN-E723616	934
	66 x 16 x 36	1650 x 400 x 900	41NN-E663616	868
	60 x 16 x 36	1500 x 400 x 900	41NN-E603616	808
	54 x 16 x 36	1350 x 400 x 900	41NN-E543616	748
	48 x 16 x 36	1200 x 400 x 900	41NN-E483616	682
	42 x 16 x 36	1050 x 400 x 900	41NN-E423616	621
	36 x 16 x 36	900 x 400 x 900	41NN-E363616	562


	W x D x H (in)	W x D x H (mm)	Code	Price (\$)
	Wall-mounted hutches with doors – 22" H			
	<i>Hanger bar included for wall-mount installation. Can accommodate a tackboard, refer to page 147.</i>			
	84 x 16 x 22	2100 x 400 x 553	41NN-EM842216P	1,331
	78 x 16 x 22	1950 x 400 x 553	41NN-EM782216P	1,273
	72 x 16 x 22	1800 x 400 x 553	41NN-EM722216P	1,212
	66 x 16 x 22	1650 x 400 x 553	41NN-EM662216P	1,150
	60 x 16 x 22	1500 x 400 x 553	41NN-EM602216P	1,086
	54 x 16 x 22	1350 x 400 x 553	41NN-EM542216P	1,025
	48 x 16 x 22	1200 x 400 x 553	41NN-EM482216P	964
	42 x 16 x 22	1050 x 400 x 553	41NN-EM422216P	899
	36 x 16 x 22	900 x 400 x 553	41NN-EM362216P	837


	W x D x H (in)	W x D x H (mm)	Code	Price (\$)
	Wall-mounted open hutches – 22" H			
	<i>Hanger bar included for wall-mount installation. Can accommodate a tackboard, refer to page 147.</i>			
	84 x 16 x 22	2100 x 400 x 553	41NN-EM842216	1,086
	78 x 16 x 22	1950 x 400 x 553	41NN-EM782216	1,025
	72 x 16 x 22	1800 x 400 x 553	41NN-EM722216	964
	66 x 16 x 22	1650 x 400 x 553	41NN-EM662216	899
	60 x 16 x 22	1500 x 400 x 553	41NN-EM602216	837
	54 x 16 x 22	1350 x 400 x 553	41NN-EM542216	778
	48 x 16 x 22	1200 x 400 x 553	41NN-EM482216	711
	42 x 16 x 22	1050 x 400 x 553	41NN-EM422216	651
	36 x 16 x 22	900 x 400 x 553	41NN-EM362216	592


	W x D x H (in)	W x D x H (mm)	Code	Price (\$)
	Lateral file units			
	<i>2 file drawers with suspension bars. Lock. Optional counterweight to meet BIFMA standards, refer to page 149.</i>			
	36 x 24 x 29	900 x 600 x 735	41_N-2436LF	1,086
	30 x 24 x 29	750 x 600 x 735	41_N-2430LF	1,036
	36 x 20 x 29	900 x 500 x 735	41_N-2036LF	1,043
	30 x 20 x 29	750 x 500 x 735	41_N-2030LF	994
Specify the handle code (X, Y, L).				


	W x D x H (in)	W x D x H (mm)	Code	Price (\$)
	Bookcase units with doors			
	<i>Adjustable shelf. Lock.</i>			
	36 x 24 x 29	900 x 600 x 735	41_N-2436B	934
	30 x 24 x 29	750 x 600 x 735	41_N-2430B	880
	36 x 20 x 29	900 x 500 x 735	41_N-2036B	892
	30 x 20 x 29	750 x 500 x 735	41_N-2030B	844
Specify the handle code (X, Y, L).				


	W x D x H (in)	W x D x H (mm)	Code	Price (\$)
	Combined pedestals			
	<i>2 box drawers, 2 file drawers with suspension bars. Lock. Pencil tray.</i>			
	36 x 24 x 29	900 x 600 x 735	41_N-2436C0	1,295
	36 x 20 x 29	900 x 500 x 735	41_N-2036C0	1,259
Specify the handle code (X, Y, L).				

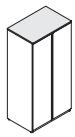
	W x D x H (in)	W x D x H (mm)	Code	Price (\$)
	Combined pedestals			
	<i>2 box drawers, 2 file drawers with suspension bars. Lock. Pencil tray.</i>			
	36 x 24 x 29	900 x 600 x 735	41_N-C02436	1,295
	36 x 20 x 29	900 x 500 x 735	41_N-C02036	1,259
Specify the handle code (X, Y, L).				

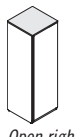
	W x D x H (in)	W x D x H (mm)	Code	Price (\$)
	Modular lateral files			
	<i>2 file drawers with suspension bars. Lock. Must be installed under a work surface. 1 tone only.</i>			
	36 x 18 x 28	898 x 448 x 711	4N_N-1836LFL	964
	30 x 18 x 28	748 x 448 x 711	4N_N-1830LFL	911
Specify the handle code (X, Y, L).				

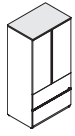
	W x D x H (in)	W x D x H (mm)	Code	Price (\$)
	Modular combined pedestal			
	<i>2 box drawers on left, 2 file drawers with suspension bars. Lock. Pencil tray. Must be installed under a work surface. 1 tone only.</i>			
	36 x 18 x 28	898 x 448 x 711	4N_N-1836COL	1,237
Specify the handle code (X, Y, L).				

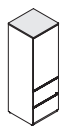
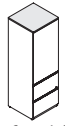
	W x D x H (in)	W x D x H (mm)	Code	Price (\$)
	Modular combined pedestal			
	<i>2 box drawers on right, 2 file drawers with suspension bars. Lock. Pencil tray. Must be installed under a work surface. 1 tone only.</i>			
	36 x 18 x 28	898 x 448 x 711	4N_N-C01836L	1,237
Specify the handle code (X, Y, L).				

	W x D x H (in)	W x D x H (mm)	Code	Price (\$)
	Modular bookcases with doors			
	<i>Adjustable shelf. Lock. Must be installed under a work surface. 1 tone only.</i>			
	36 x 18 x 28	898 x 448 x 711	4N_N-1836BL	868
	30 x 18 x 28	748 x 448 x 711	4N_N-1830BL	820
Specify the handle code (X, Y, L).				

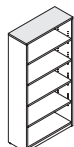
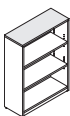
	W x D x H (in)	W x D x H (mm)	Code	Price (\$)
	Storage or wardrobe units			
	<i>3 adjustable shelves and 1 full-width fixed shelf. Full-width clothes hanger bar. 73" H storage unit matches the height of a credenza with a 44" H hutch. 65" H storage unit matches the height of a credenza with a 36" H hutch.</i>			
	36 x 24 x 73	900 x 600 x 1834	41_N-243673B	1,645
	36 x 20 x 73	900 x 500 x 1834	41_N-203673B	1,518
	36 x 24 x 65	900 x 600 x 1635	41_N-243665B	1,518
	36 x 20 x 65	900 x 500 x 1635	41_N-203665B	1,398
Specify the handle code (X, Y, L).				

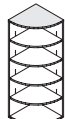
	W x D x H (in)	W x D x H (mm)	Code	Price (\$)
	Storage or wardrobe units			
	<i>3 adjustable shelves and 1 full-width fixed shelf. Full-width clothes hanger bar. 73" H storage unit matches the height of a credenza with a 44" H hutch. 65" H storage unit matches the height of a credenza with a 36" H hutch.</i>			
	24 x 24 x 73	600 x 600 x 1834	41_N-242473BR	1,331
	24 x 24 x 73	600 x 600 x 1834	41_N-242473BL	1,331
	24 x 20 x 73	600 x 500 x 1834	41_N-202473BR	1,273
	24 x 20 x 73	600 x 500 x 1834	41_N-202473BL	1,273
	24 x 24 x 65	600 x 600 x 1635	41_N-242465BR	1,273
	24 x 24 x 65	600 x 600 x 1635	41_N-242465BL	1,273
	24 x 20 x 65	600 x 500 x 1635	41_N-202465BR	1,212
	24 x 20 x 65	600 x 500 x 1635	41_N-202465BL	1,212
Specify the handle code (X, Y, L).				


	W x D x H (in)	W x D x H (mm)	Code	Price (\$)
	Storage units with lateral file			
	<i>2 adjustable shelves. 2 file drawers with suspension bars. Lock on drawers. 73" H storage matches the height of a credenza with a 44" H hutch. 65" H storage unit matches the height of a credenza with a 36" H hutch.</i>			
	36 x 24 x 73	900 x 600 x 1834	41_N-243673LFB	1,990
	36 x 20 x 73	900 x 500 x 1834	41_N-203673LFB	1,863
	36 x 24 x 65	900 x 600 x 1635	41_N-243665LFB	1,909
	36 x 20 x 65	900 x 500 x 1635	41_N-203665LFB	1,790
Specify the handle code (X, Y, L).				


	W x D x H (in)	W x D x H (mm)	Code	Price (\$)
Storage units with lateral file  Open right (FBR)  Open left (FBL)	<i>Reversible door. 2 adjustable shelves. 2 file drawers with suspension bars. Lock on drawers. 73" H storage unit matches the height of a credenza with a 44" H hutch. 65" H storage unit matches the height of a credenza with a 36" H hutch.</i>			
	24 x 24 x 73	600 x 600 x 1834	41_N-242473FBR	1,688
	24 x 24 x 73	600 x 600 x 1834	41_N-242473FBL	1,688
	24 x 20 x 73	600 x 500 x 1834	41_N-202473FBR	1,567
	24 x 20 x 73	600 x 600 x 1834	41_N-202473FBL	1,567
	24 x 24 x 65	600 x 600 x 1635	41_N-242465FBR	1,628
	24 x 24 x 65	600 x 600 x 1635	41_N-242465FBL	1,628
	24 x 20 x 65	600 x 500 x 1635	41_N-202465FBR	1,502
	24 x 20 x 65	600 x 600 x 1635	41_N-202465FBL	1,502

Specify the handle code (X, Y, L).


	W x D x H (in)	W x D x H (mm)	Code	Price (\$)
Open bookcases  	<i>4 adjustable shelves.</i>			
	36 x 14 x 73	900 x 350 x 1834	41NN-B367314	934
	36 x 14 x 65	900 x 350 x 1635	41NN-B366514	837
	<i>2 adjustable shelves.</i>			
	36 x 14 x 48	900 x 350 x 1200	41NN-B364814	748
	<i>Additional shelf.</i>			
	34 x 13 x 1	846 x 325 x 25	41NN-TB3614.1E	126

	W x D x H (in)	W x D x H (mm)	Code	Price (\$)
Corner open bookcases 	<i>4 adjustable shelves.</i>			
	24 x 24 x 73	600 x 600 x 1834	41NN-B242473	994
	20 x 20 x 73	500 x 500 x 1834	41NN-B202073	934
	24 x 24 x 65	600 x 600 x 1635	41NN-B242465	934
	20 x 20 x 65	500 x 500 x 1635	41NN-B202065	868


	W x D x H (in)	W x D x H (mm)	Code	Price (\$)
Corner open bookcases 	<i>1 adjustable shelf.</i>			
	24 x 24 x 29	600 x 600 x 735	41NN-B242429	621
	20 x 20 x 29	500 x 500 x 735	41NN-B202029	562

	W x D x H (in)	W x D x H (mm)	Code	Price (\$)
Mobile pedestals 	<i>2 box drawers, 1 file drawer with suspension bar. Pencil tray. Brakes on front casters. Lock. Fits under a work surface. 1 tone only.</i>			
	15 x 23 x 27 1/8	390 x 575 x 689	4N_N-MP1523UF	911
	15 x 18 x 27 1/8	390 x 450 x 689	4N_N-MP1518UF	850


Specify the handle code (X, Y, L).

	W x D x H (in)	W x D x H (mm)	Code	Price (\$)
Mobile pedestal 	<i>2 file drawers with suspension bars. Brakes on front casters. Lock. Fits under a work surface. 1 tone only.</i>			
	15 x 23 x 27 1/8	390 x 575 x 689	4N_N-MP1523FF	868


Specify the handle code (X, Y, L).

	W x D x H (in)	W x D x H (mm)	Code	Price (\$)
Mobile pedestals 	<i>1 box drawer and 1 file drawer with suspension bar. Pencil tray. Brakes on front casters. Lock. Fits under a work surface. 1 tone only.</i>			
	15 x 23 x 20 3/4	390 x 575 x 527	4N_N-MP1523F	837
	15 x 18 x 20 3/4	390 x 450 x 527	4N_N-MP1518F	808


Specify the handle code (X, Y, L).

	W x D x H (in)	W x D x H (mm)	Code	Price (\$)
Modular pedestal 	<i>2 box drawers, 1 file drawer with suspension bar. Pencil tray. Lock. Must be installed under work surface. 1 tone only.</i>			
	15 x 18 x 28	388 x 448 x 711	4N_N-P1518UFL	789


Specify the handle code (X, Y, L).

	W x D x H (in)	W x D x H (mm)	Code	Price (\$)
Modular pedestal 	<i>2 file drawers with suspension bars. Lock. Must be installed under a work surface. 1 tone only.</i>			
	15 x 18 x 28	388 x 448 x 711	4N_N-P1518FFL	759


Specify the handle code (X, Y, L).

	W x D x H (in)	W x D x H (mm)	Code	Price (\$)
Hanging pedestal 	<i>1 box drawer and 1 file drawer with suspension bar. Pencil tray. Lock. Must be installed under a work surface de travail. 1 tone only.</i>			
	15 x 17 1/2 x 19 1/4	388 x 448 x 489	4N_N-F	693

Specify the handle code (X, Y, L).

	W x D x H (in)	W x D x H (mm)	Code	Price (\$)
Metal pedestal 	<i>2 box drawers, 1 file drawer with suspension bar. Pencil tray. Charcoal metal body and laminate drawer fronts. Lock. Must be installed under work surface.</i>			
	15 x 22 x 28	372 x 540 x 713	4N_N-PM1522UFL	573


Specify the handle code (X, Y, L).

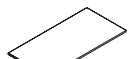
	W x D x H (in)	W x D x H (mm)	Code	Price (\$)
Metal pedestal 	<i>2 file drawers with suspension bars. Charcoal metal body and laminate drawer fronts. Lock. Must be installed under a work surface.</i>			
	15 x 22 x 28	372 x 540 x 713	4N_N-PM1522FFL	547


Specify the handle code (X, Y, L).


	W x D x H (in)	W x D x H (mm)	Code	Price (\$)
Hanging metal pedestal 	<i>1 box drawer and 1 file drawer with suspension bar. Pencil tray. Lock. Charcoal metal body and laminate drawer fronts. Must be installed under a work surface.</i>			
	15 x 22 x 28	372 x 540 x 713	4N_N-PM1522UFL	524

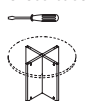
Item discontinued

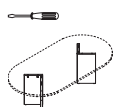
	W x D x H (in)	W x D x H (mm)	Code	Price (\$)
Round tops 	<i>Conference tables.</i>			
	36 x 36 x 1 1/2	900 x 900 x 38	45NN-R36	372
	42 x 42 x 1 1/2	1050 x 1050 x 38	45NN-R42	513
	48 x 48 x 1 1/2	1200 x 1200 x 38	45NN-R48	567


	W x D x H (in)	W x D x H (mm)	Code	Price (\$)
Rectangular tops 	<i>Conference tables.</i>			
	72 x 36 x 1 1/2	1800 x 900 x 38	45NN-REC72	628
	96 x 48 x 1 1/2	2400 x 1200 x 38	45NN-REC96	899

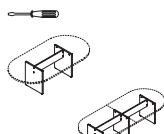
	W x D x H (in)	W x D x H (mm)	Code	Price (\$)
Boat-shape tops 	<i>Conference tables. 120" and 144" tops are in two pieces.</i>			
	96 x 48 x 1 1/2	2400 x 1200 x 38	45NN-B96	999
	120 x 48 x 1 1/2	3000 x 1200 x 38	45NN-B120	1,254
	144 x 48 x 1 1/2	3600 x 1200 x 38	45NN-B144	1,316










	W x D x H (in)	W x D x H (mm)	Code	Price (\$)
Racetrack tops 	<i>Conference tables. 120" and 144" tops are in two pieces.</i>			
	72 x 36 x 1 1/2	1800 x 900 x 38	45NN-RT72	729
	96 x 48 x 1 1/2	2400 x 1200 x 38	45NN-RT96	999
	120 x 48 x 1 1/2	3000 x 1200 x 38	45NN-RT120	1,254
	144 x 48 x 1 1/2	3600 x 1200 x 38	45NN-RT144	1,316


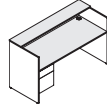

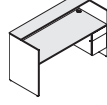



	W x D x H (in)	W x D x H (mm)	Code	Price (\$)
Cross bases 	<i>1 1/2" thermofused laminate.</i>			
	22 x 22 x 28	555 x 555 x 710	LGC-CR22	398
	27 x 27 x 28	680 x 680 x 710	LGC-CR27	441
	33 x 33 x 28	825 x 825 x 710	LGC-CR33	501

	W x D x H (in)	W x D x H (mm)	Code	Price (\$)
V-bases 	<i>1 1/2" thermofused laminate.</i>			
	18 x 18 x 28	450 x 450 x 710	LGC-2V18	635 (pair)

	W x D x H (in)	W x D x H (mm)	Code	Price (\$)
Drum base 	<i>1 1/2" thermofused laminate.</i>			
	18 x 18 x 28	460 x 460 x 710	LGC-DB19	934

	W x D x H (in)	W x D x H (mm)	Code	Price (\$)
Panel bases 	<i>Panel bases and crosspieces packaged separately. For 72" and 96" tables.</i>			
	43 3/8 x 24 x 28	1084 x 600 x 710	LGC-P30.7296	464
	<i>For 120" and 144" tables.</i>			
	85 x 24 x 28	2126 x 600 x 710	LGC-P30.120144	729

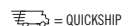
	W x D x H (in)	W x D x H (mm)	Code	Price (\$)
Cross base	<i>Black steel leg.</i>			
	33 x 33 x 28	830 x 830 x 710	LGC-CH433 NNN	(each) 639
T-base	<i>Black steel leg.</i>			
	30 x 4 x 28	760 x 105 x 710	LGC-CH233 NNN	(each) 494
Leg	<i>Black steel leg.</i>			
	6 x 6 x 28	150 x 150 x 710	LGC-TL NNN	(each) 295
Printer table	<i>1 height adjustable sliding shelf. Grommet on modesty panel.</i>			
	30 x 24 x 29	750 x 600 x 735	41NN-2430PS	748
Coffee table	22 x 22 x 18	550 x 550 x 450	41NN-ST222218	404
				
Magazine table	48 x 22 x 18	1200 x 550 x 450	41NN-ST224818	433
				
Mobile serving carts	<i>1 sliding shelf, 1 box drawer. Pencil tray. 1 door. 1 shelf.</i>			
	20 x 21 x 36	500 x 520 x 900	41_N-MS212036	970
	Specify the handle code (X, Y, L).			
	<i>1 sliding shelf, 2 box drawers. Pencil tray. 2 doors. 2 shelves.</i>			
	36 x 21 x 36	900 x 520 x 900	41_N-MS213636	1,507
	Specify the handle code (X, Y, L).			
Marker board	<i>Non-magnetic surface for use with dry-erase markers. Eraser tray along bottom of board. Inside face of doors covered in natural cork. Hooks for paper pad. 180° hinges.</i>			
	54 x 5 x 41¼	1368 x 130 x 1049	41_N-VBX4054	1,556
	Specify the handle code (X, Y, L).			

	W x D x H (in)	W x D x H (mm)	Code	Price (\$)
Lectern	<i>1 fixed shelf. 1 grommet. 4 casters, 2 with brakes.</i>			
	24 x 18 x 44	600 x 450 x 1112	41NN-LC181844	868
Right reception desks	<i>Desk with pedestal on left, 1 box drawer and 1 file drawer with suspension bar. Lock. Pencil tray. 2 grommets. Full-height modesty panel.</i>			
	72 x 30 x 42	1800 x 750 x 1050	41_N-GF3072S	1,616
	Specify the handle code (X, Y, N).			
	<i>Right return with pedestal on right, 1 box drawer and 1 file drawer with suspension bar. Lock. Pencil tray. 1 grommet. Full-height modesty panel.</i>			
	48 x 24 x 42	1200 x 600 x 1050	41_N-GR2448F	1,056
	42 x 24 x 42	1050 x 600 x 1050	41_N-GR2442F	1,031
	Specify the handle code (X, Y, N).			
Left reception desks	<i>Desk with pedestal on right, 1 box drawer and 1 file drawer with suspension bar. Lock. Pencil tray. 2 grommets. Full-height modesty panel.</i>			
	72 x 30 x 42	1800 x 750 x 1050	41_N-GS3072F	1,616
	Specify the handle code (X, Y, N).			
	<i>Left return with pedestal on left, 1 box drawer and 1 file drawer with suspension bar. Lock. Pencil tray. 1 grommet. Full-height modesty panel.</i>			
	48 x 24 x 42	1200 x 600 x 1050	41_N-GF2448R	1,056
	42 x 24 x 42	1050 x 600 x 1050	41_N-GF2442R	1,031
	Specify the handle code (X, Y, N).			
Additional legs	<i>1 full leg. For AT, DT and CM tables.</i>			
	30 x 1 x 27½	750 x 25 x 698	4NNN-L30	162
	24 x 1 x 27½	600 x 25 x 698	4NNN-L24	151
	20 x 1 x 27½	500 x 25 x 698	4NNN-L20	139
Additional legs	<i>1 recessed leg. For AT, DT and CM tables.</i>			
	13 x 1 x 27½	340 x 25 x 698	4NNN-L12	126

BASE OPTIONS / QUANTITY

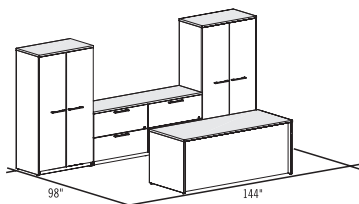
	Top Lengths	LGC-CR22	LGC-CR27	LGC-CR33	LGC-2V18	LGC-DB19	LGC-P30.7296	LGC-P30.120144	LGC-CH433	LGC-CH233	LGC-TL*
36" DEPTH	36"	1				1			1		4
	72"	2			1	2	1		2	2	4
42" DEPTH	42"		1						1		4
48" DEPTH	48"			1					1		4
	96"			2	1	2	1		2	2	4
	120"			3	1+1 CR33	3		1	3	3	6
	144"			3	1+1 CR33	3		1	3	3	6

* Not compatible with round tops.



SUGGESTIONS

41_N-PLAN01



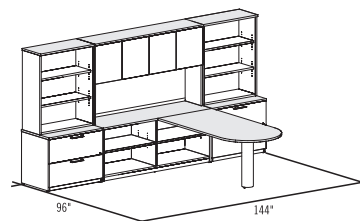
Plan shown in Concept 400E Flyer:

41YN-PLAN01 **\$5,817**

- 1 41YN-F3072S
- 1 41YN-LF2072LF
- 2 41YN-203665B

Imperia pull (Y).

41_N-PLAN06



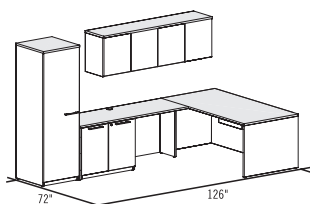
Plan shown in Concept 400E Flyer:

41XN-PLAN06 **\$6,962**

- 1 41NN-BU3672
- 1 41NN-BE2472BE
- 2 41XN-2436LF
- 2 M1NNN-EB364416
- 1 41INN-E724416P

Suasa pull (X).

41_N-PLAN02



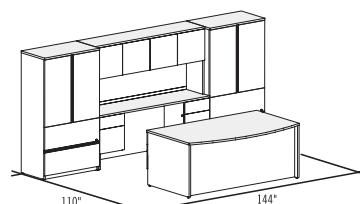
Plan shown in Concept 400E Flyer:

41YN-PLAN02 **\$4,950**

- 1 41NN-TDM3072
- 1 41NN-DT2472B
- 1 4NYN-1836BL
- 1 41YN-242473BL
- 1 41NN-EM722216P
- 1 LGC-DR20M

Imperia pull (Y).

41_N-PLAN07

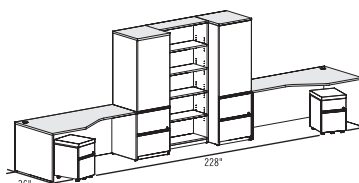


Not shown in Concept 400E Flyer:

QS41_N-PLAN07 **\$7,842**

- 1 QS41_N-F4272FA
- 1 QS41_N-F2072F
- 1 QS41NN-E723616P
- 2 QS41_N-203665LFB

41_N-PLAN03



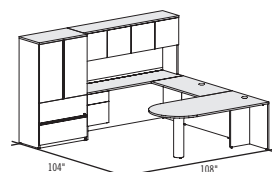
Plan shown in Concept 400E Flyer:

41LN-PLAN03 **\$10,397**

- 1 41NN-CM367224A
- 1 41NN-CM723624A
- 2 4NLN-MP1518F
- 2 LGC-CU1518
- 1 41LN-242473FBR
- 1 41LN-242473FBL
- 1 41NN-B367314
- 2 LGC-SUP2ECPLS

Linear pull (L).

41_N-PLAN08

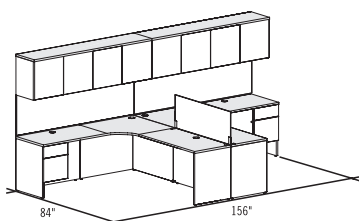


Not shown in Concept 400E Flyer:

QS41_N-PLAN08 **\$5,253**

- 1 QS41NN-BT3672
- 1 QS41NN-BR2448
- 1 QS41_N-F2072S
- 1 QS41NN-E723616P
- 1 QS41_N-203665LFB

41_N-PLAN04



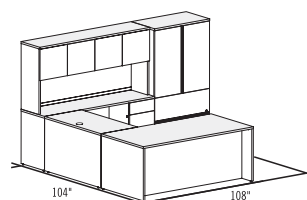
Plan shown in Concept 400E Flyer:

41LN-PLAN04 **\$8,110**

- 1 41LN-F2442R
- 2 41NN-CM3624D
- 2 41NN-R2448S
- 1 41LN-R2442F
- 2 41NN-EM782216P
- 2 LGC-TK7821M
- 1 CNNN-SCT4818

Linear pull (L).

41_N-PLAN09

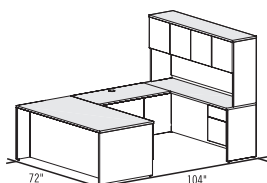


Not shown in Concept 400E Flyer:

QS41_N-PLAN09 **\$5,601**

- 1 QS41_N-F3672S
- 1 QS41NN-BR2448
- 1 QS41_N-S2072F
- 1 QS41NN-E723616P
- 1 QS41_N-203665LFB

41_N-PLAN05



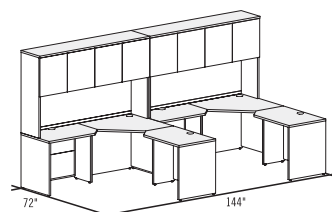
Plan shown in Concept 400E Flyer:

QS41LN-PLAN05 **\$3,813**

- 1 QS41LN-F3672S
- 1 QS41NN-BR2448
- 1 QS41LN-S2072F
- 1 QS41NN-E723616P

Linear pull (L).

41_N-PLAN10



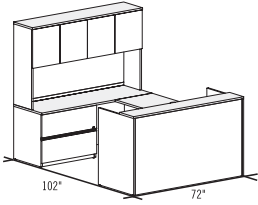
Not shown in Concept 400E Flyer:

QS41_N-PLAN10 **\$7,473**

- 2 QS41NN-CM3618S
- 2 QS41NN-AT243618B
- 2 QS41NN-AT183624B
- 2 QS41NN-E723616P
- 2 QS41_N-F

SUGGESTIONS

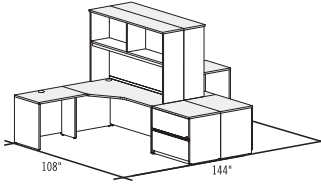
41_N-PLAN11



Not shown in Concept 400E Flyer:

QS41_N-PLAN11	\$4,811
1 QS41_N-GS3072F	
1 QS41NN-BR2448	
1 QS41_N-LF2472S	
1 QS41NN-E724416P	

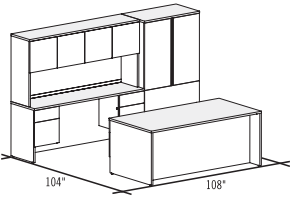
41_N-PLAN14



Not shown in Concept 400E Flyer:

41_N-PLAN14	\$7,473
1 41NN-CM367224A	
1 41NN-CM723624A	
2 41NN-DT2436B	
2 41NN-E724416	
2 41_N-2436LF	

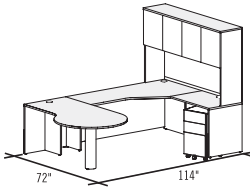
41_N-PLAN12



Not shown in Concept 400E Flyer:

QS41_N-PLAN12	\$5,781
1 QS41_N-F3672F	
1 QS41_N-F2072F	
1 QS41NN-E723616P	
1 QS41_N-203665LFB	

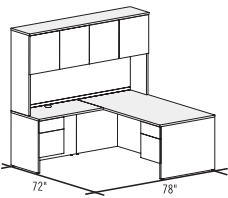
41_N-PLAN15



Not shown in Concept 400E Flyer:

41_N-PLAN15	\$4,727
1 41NN-PT3072	
1 41NN-CM723624B	
1 41NN-DT2436B	
1 41NN-E724416P	
1 4N_MP1518UF	

41_N-PLAN13



Not shown in Concept 400E Flyer:

QS41_N-PLAN13	\$3,424
1 QS41_N-S3672F	
1 QS41_N-F2442R	
1 QS41NN-E784416P	

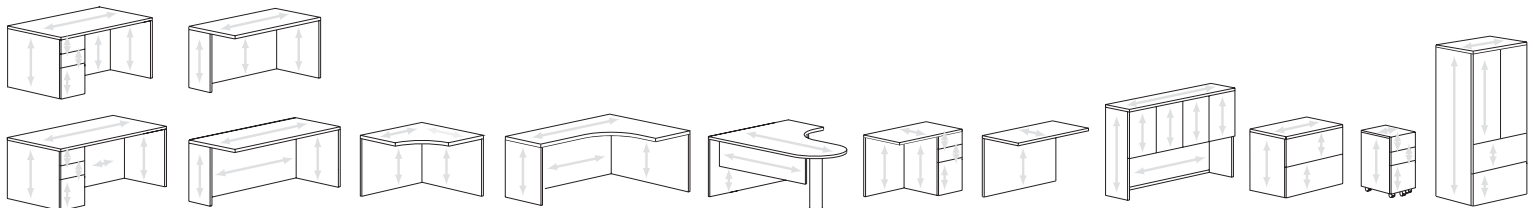
READY TO SHIP IN 5 DAYS!

Several suggested layouts, components and accessories identified by this pictogram are part of the **Lacasse quick delivery program**.

Please refer to page 3 for complete program details.



TYPICAL WOOD GRAIN DIRECTION FOR CONCEPT 400E:



LACASSE'S CONCEPT 300 IS A FURNITURE COLLECTION OF OUTSTANDING VALUE

This collection combines function, quality and durability. Find everything you need to create a small touch-down office or any large high-performance work environments! The shapes and components of Concept 300 are true values and thanks to its design, Concept 300 will remain timeless over the years. Concept 300 offers a vast portfolio of products and is the best quality / price furniture solution built under the Lacasse seal of quality!

GENERAL SPECIFICATIONS

CONSTRUCTION

Casegoods are made of particleboard panels finished on both sides with mar-resistant high-performance thermofused laminate (45 lbs/ft³), also called TFL.

EDGEBANDING

Most Concept 300 components are finished with a 1/8" (3 mm) ABS smooth edgbanding. All edges are finished.

DRAWERS AND DOORS

All drawers are built for trouble-free performance;

- Black full extension ball bearing suspensions.
- 100 lbs (45 kg) load capacity for box and file drawers.
- 150 lbs (68 kg) load capacity for lateral file drawers.
- PVC top rails on lateral file drawers for hanging folders.
- Standard interlock system where required.

Doors on storage furniture;

- 120° hinges on doors.

HANDLES

Two choices of metal handles available in Silver finish: Square (E) or Round (F).

LOCKS

Silver cam locks are standard on drawers and storage furniture. In case of a product with a multiple drawer configuration, the lock controls all drawers. A key-alike option is also available upon request (contact Groupe Lacasse Customer Service).

LEVELERS

Levelers allow up to 1" (25 mm) height adjustment.

UNASSEMBLED ITEMS

Products delivered unassembled are identified by a pictogram. 

DIMENSIONS

Metric dimensions are exact; imperial dimensions are nominal (unless otherwise specified).

TECHNICAL FEATURES

- Most of the 29" H (735 mm) products from the Concept 300 collection have a 1" (27 mm) recessed back panel which allows the furniture to be installed against a wall with a power outlet.
- On low-profile credenzas, desks and returns, the recessed full-height back panel overlaps the exterior side panels.
- Drawer fronts of 29" H (735 mm) storage units and doors of hutches have a non-continuous horizontal wood grain direction.

PEDESTAL WITH INNER DRAWERS

Pedestal with full-height front concealing a box drawer with pencil tray and a file drawer with suspension bar.



DESKS

- Modesty panels on desks are recessed 6" (150 mm); except modesty panels on bow front desks with metal pedestals which are recessed 9" (225 mm).
- Desks have a 3/4 height modesty panel which overlaps the exterior side panels, except furniture with low-profile pedestals.
- To change to a full-height modesty panel, specify .4 at the end of the product code and add a \$58 list upcharge.

TABLES AND CREDENZAS

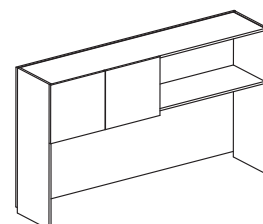
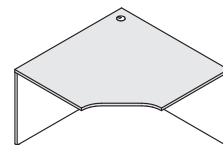
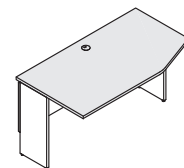
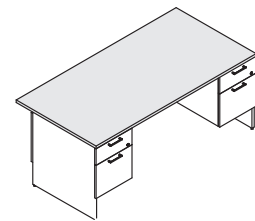
- Back panels are recessed 1" (27 mm).
- Products have a 3/4 height modesty panel which overlaps the exterior side panels.
- Full-width or recessed leg panels on DT tables must be specified in left- or right-hand side version.
- To change to a full-height back panel, specify .4 at the end of the product code and add a \$58 list upcharge.

CORNER MODELS

- Symmetrical corner module: Full-height side panels. The corner module must be attached to another work surface on each side.
- Extended corner module: The 3/4 height back panel overlaps the extended portion of the module and is recessed 1" (27 mm).

HUTCHES

- Hutches have a back panel which overlaps the exterior side panels.
- All hutches are equipped at work surface height with a full-width access to accommodate electrical wires.
- A regular grommet (round and black) is also provided on the back panel of the hutch to accommodate an optional task light unit.
- Clearance under hutches range from 18 5/8" to 26 1/2" (473 to 673 mm) depending on the model.






EDGEBANDING

Furniture with 1" (25 mm) thick tops.

N Edge




Smooth, 3/8" (3 mm) thick edge.

The **N** edge is matched with the finish specified for the surface.

HANDLES

Two choices of metal handles available in Silver finish:



E – Square, Silver



F – Round, Silver

LEG



V – Round, Silver

CODIFICATION

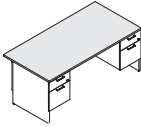
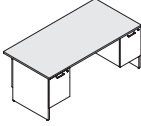
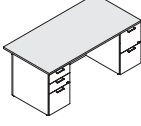
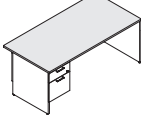
Series	Options		
	Thickness	Edgbanding	Handles
3	1 Thermofused laminate 1"	N Smooth edge	E Square, Silver F Round, Silver

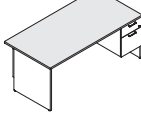
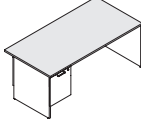
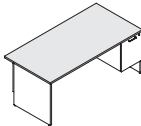
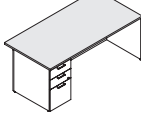
READY TO SHIP IN 5 DAYS!

Several suggested layouts, components and accessories identified by this pictogram are part of the **Lacasse quick delivery program**.

Please refer to page 3 for complete program details.



	W x D x H (in)	W x D x H (mm)	Code	All Laminate (\$)
DESKS				
Double pedestal desks	<i>2 pedestals with locks. 2 box drawers and 2 file drawers with suspension bars. Pencil tray. Recessed 3/4 height modesty panel.</i>			
	72 x 36 x 29	1800 x 900 x 735	31N_-F3672F	1,435
	72 x 30 x 29	1800 x 750 x 735	31N_-F3072F	1,387
	66 x 30 x 29	1650 x 750 x 735	31N_-F3066F	1,326
	60 x 30 x 29	1500 x 750 x 735	31N_-F3060F	1,278
	Specify the handle code (E, F).			
Double pedestal desks – inner drawers	<i>2 pedestals with locks. Pedestals with full-height fronts concealing 2 box drawers and 2 file drawers with suspension bars. Pencil tray. Recessed 3/4 height modesty panel.</i>			
	72 x 36 x 29	1800 x 900 x 735	31N_-IF3672IF	1,309
	72 x 30 x 29	1800 x 750 x 735	31N_-IF3072IF	1,259
	66 x 30 x 29	1650 x 750 x 735	31N_-IF3066IF	1,206
	60 x 30 x 29	1500 x 750 x 735	31N_-IF3060IF	1,150
	Specify the handle code (E, F).			
Double pedestal desks – low profile	<i>2 pedestals with locks. 2 box drawers and 3 file drawers with suspension bars. Pencil tray. Recessed, full-height modesty panel.</i>			
	72 x 36 x 29	1800 x 900 x 735	31N_-UF3672FF	1,778
	72 x 30 x 29	1800 x 750 x 735	31N_-UF3072FF	1,718
	66 x 30 x 29	1650 x 750 x 735	31N_-UF3066FF	1,669
	60 x 30 x 29	1500 x 750 x 735	31N_-UF3060FF	1,621
	Specify the handle code (E, F).			
Left single pedestal desks	<i>1 pedestal on left with lock. 1 box drawer and 1 file drawer with suspension bar. Pencil tray. Recessed 3/4 height modesty panel.</i>			
	72 x 36 x 29	1800 x 900 x 735	31N_-F3672S	1,080
	72 x 30 x 29	1800 x 750 x 735	31N_-F3072S	1,020
	66 x 30 x 29	1650 x 750 x 735	31N_-F3066S	970
	60 x 30 x 29	1500 x 750 x 735	31N_-F3060S	922
	48 x 30 x 29	1200 x 750 x 735	31N_-F3048S	856
	Specify the handle code (E, F).			

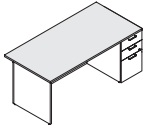
	W x D x H (in)	W x D x H (mm)	Code	All Laminate (\$)
Right single pedestal desks	<i>1 pedestal on right with lock. 1 box drawer and 1 file drawer with suspension bar. Pencil tray. Recessed 3/4 height modesty panel.</i>			
	72 x 36 x 29	1800 x 900 x 735	31N_-S3672F	1,080
	72 x 30 x 29	1800 x 750 x 735	31N_-S3072F	1,020
	66 x 30 x 29	1650 x 750 x 735	31N_-S3066F	970
	60 x 30 x 29	1500 x 750 x 735	31N_-S3060F	922
	48 x 30 x 29	1200 x 750 x 735	31N_-S3048F	856
	Specify the handle code (E, F).			
Left single pedestal desks – inner drawers	<i>1 pedestal on left with lock. Pedestal with full-height front concealing 1 box drawer and 1 file drawer with suspension bar. Pencil tray. Recessed 3/4 height modesty panel.</i>			
	72 x 36 x 29	1800 x 900 x 735	31N_-IF3672S	959
	72 x 30 x 29	1800 x 750 x 735	31N_-IF3072S	905
	66 x 30 x 29	1650 x 750 x 735	31N_-IF3066S	862
	60 x 30 x 29	1500 x 750 x 735	31N_-IF3060S	813
	48 x 30 x 29	1200 x 750 x 735	31N_-IF3048S	748
	Specify the handle code (E, F).			
Right single pedestal desks – inner drawers	<i>1 pedestal on right with lock. Pedestal with full-height front concealing 1 box drawer and 1 file drawer with suspension bar. Pencil tray. Recessed 3/4 height modesty panel.</i>			
	72 x 36 x 29	1800 x 900 x 735	31N_-S3672IF	959
	72 x 30 x 29	1800 x 750 x 735	31N_-S3072IF	905
	66 x 30 x 29	1650 x 750 x 735	31N_-S3066IF	862
	60 x 30 x 29	1500 x 750 x 735	31N_-S3060IF	813
	48 x 30 x 29	1200 x 750 x 735	31N_-S3048IF	748
	Specify the handle code (E, F).			
Left single pedestal desks – low profile	<i>1 pedestal on left with lock. 2 box drawers and 1 file drawer with suspension bar. Pencil tray. Recessed, full-height modesty panel.</i>			
	72 x 36 x 29	1800 x 900 x 735	31N_-UF3672S	1,273
	72 x 30 x 29	1800 x 750 x 735	31N_-UF3072S	1,223
	66 x 30 x 29	1650 x 750 x 735	31N_-UF3066S	1,170
	60 x 30 x 29	1500 x 750 x 735	31N_-UF3060S	1,114
	48 x 30 x 29	1200 x 750 x 735	31N_-UF3048S	1,036
	Specify the handle code (E, F).			

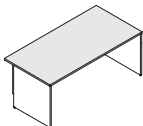
2-TONE LAMINATE APPLICATION: SHADED AREA CORRESPONDS TO THE FIRST CODE TO BE SPECIFIED. SECOND LAMINATE CODE WILL BE APPLIED TO THE REST OF THE PRODUCT.

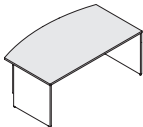
= ASSEMBLY REQUIRED

= QUICKSHIP




	W x D x H (in)	W x D x H (mm)	Code	All Laminate (\$)
Right single pedestal desks – low profile 	<i>1 pedestal on right with lock. 2 box drawers and 1 file drawer with suspension bar. Pencil tray. Recessed, full-height modesty panel.</i>			
	72 x 36 x 29	1800 x 900 x 735	31N_-S3672UF	1,273
	72 x 30 x 29	1800 x 750 x 735	31N_-S3072UF	1,223
	66 x 30 x 29	1650 x 750 x 735	31N_-S3066UF	1,170
	60 x 30 x 29	1500 x 750 x 735	31N_-S3060UF	1,114
	48 x 30 x 29	1200 x 750 x 735	31N_-S3048UF	1,036
Specify the handle code (E, F).				


	W x D x H (in)	W x D x H (mm)	Code	All Laminate (\$)
Desk shells 	<i>Recessed 3/4 height modesty panel. Can accommodate 1 or 2 pedestals.</i>			
	72 x 36 x 29	1800 x 900 x 735	31NN-S3672S	789
	72 x 30 x 29	1800 x 750 x 735	31NN-S3072S	759
	66 x 30 x 29	1650 x 750 x 735	31NN-S3066S	735
	60 x 30 x 29	1500 x 750 x 735	31NN-S3060S	699
	48 x 30 x 29	1200 x 750 x 735	31NN-S3048S	645

	W x D x H (in)	W x D x H (mm)	Code	All Laminate (\$)
Bow front desks 	<i>Recessed 3/4 height modesty panel. Can accommodate 1 or 2 pedestals.</i>			
	72 x 36 x 29	1800 x 900 x 735	31NN-S3672SA	905
	72 x 30 x 29	1800 x 750 x 735	31NN-S3072SA	874
	66 x 30 x 29	1650 x 750 x 735	31NN-S3066SA	850
	60 x 30 x 29	1500 x 750 x 735	31NN-S3060SA	808
	48 x 30 x 29	1200 x 750 x 735	31NN-S3048SA	735


DESKS WITH METAL PEDESTALS

	W x D x H (in)	W x D x H (mm)	Code	All Laminate (\$)
Double metal pedestal bow front desks 	<i>2 pedestals with locks. 2 box drawers and 3 file drawers with suspension bars. Pedestals with charcoal metal body only and laminate drawer fronts. Pencil tray. Recessed 3/4 height modesty panel. 1 tone only.</i>			
	72 x 30 x 29	1800 x 750 x 735	31N_-UM3072FMA	1,766
	60 x 30 x 29	1500 x 750 x 735	31N_-UM3060FMA	1,737
Specify the handle code (E, F).				

Packaged in 3 boxes.

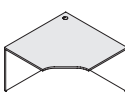
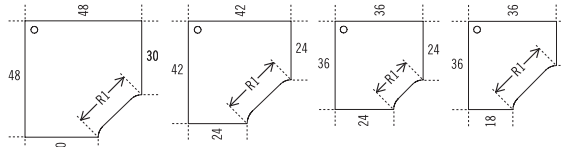
	W x D x H (in)	W x D x H (mm)	Code	All Laminate (\$)
Left single metal pedestal bow front desks 	<i>1 pedestal on left with lock. 2 box drawers and 1 file drawer with suspension bar. Pedestal with charcoal metal body only and laminate drawer fronts on left. Pencil tray. Recessed 3/4 height modesty panel. 1 tone only.</i>			
	72 x 30 x 29	1800 x 750 x 735	31N_-UM3072SA	1,561
	60 x 30 x 29	1500 x 750 x 735	31N_-UM3060SA	1,538
Specify the handle code (E, F).				


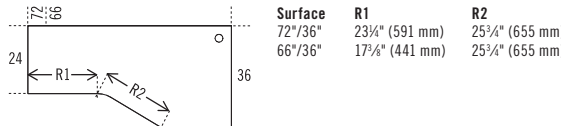
Packaged in 2 boxes.

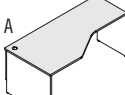
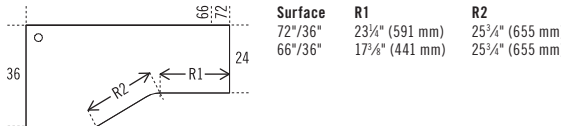
	W x D x H (in)	W x D x H (mm)	Code	All Laminate (\$)
Right single metal pedestal bow front desks 	<i>1 pedestal on right with lock. 2 box drawers and 1 file drawer with suspension bar. Pedestal with charcoal metal body only and laminate drawer fronts on right. Pencil tray. Recessed 3/4 height modesty panel. 1 tone only.</i>			
	72 x 30 x 29	1800 x 750 x 735	31N_-S3072UMA	1,561
	60 x 30 x 29	1500 x 750 x 735	31N_-S3060UMA	1,538
Specify the handle code (E, F).				


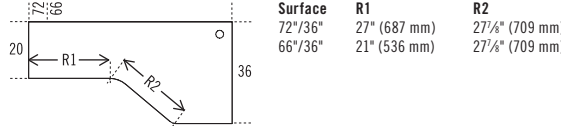
Packaged in 2 boxes.

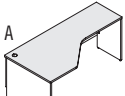
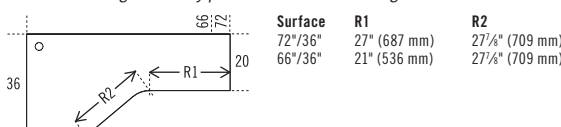
CORNER MODULES

	W x D x H (in)	W x D x H (mm)	Code	All Laminate (\$)	
Corner modules 	<i>Full-height modesty panel. 1 grommet. Must be attached to another surface.</i>				
					
	Surface	48"/30"	42"/24"	36"/24"	36"/18"
	R1	25" (635 mm)	25" (635 mm)	16 1/2" (424 mm)	25" (635 mm)
48 x 48 x 29	1200 x 1200 x 735	31NN-CM4830S	837		
42 x 42 x 29	1050 x 1050 x 735	31NN-CM4224S	735		
36 x 36 x 29	900 x 900 x 735	31NN-CM3624S	670		
36 x 36 x 29	900 x 900 x 735	31NN-CM3618S	670		

	W x D x H (in)	W x D x H (mm)	Code	All Laminate (\$)
Left extended corner modules – 24" D 	<i>Recessed 3/4 height modesty panel on extended side. 1 grommet.</i>			
				
	Surface	72"/36"	66"/36"	R1: 23 3/4" (591 mm) 17 3/8" (441 mm)
72 x 36 x 29	1800 x 900 x 735	31NN-CM723624_	874	
66 x 36 x 29	1650 x 900 x 735	31NN-CM663624_	820	
Specify panel legs (A, B).				

	W x D x H (in)	W x D x H (mm)	Code	All Laminate (\$)
Right extended corner modules – 24" D 	<i>Recessed 3/4 height modesty panel on extended side. 1 grommet.</i>			
				
	Surface	72"/36"	66"/36"	R1: 23 3/4" (591 mm) 17 3/8" (441 mm)
72 x 36 x 29	1800 x 900 x 735	31NN-CM367224_	874	
66 x 36 x 29	1650 x 900 x 735	31NN-CM366624_	820	
Specify panel legs (A, B).				

	W x D x H (in)	W x D x H (mm)	Code	All Laminate (\$)
Left extended corner modules – 20" D 	<i>Recessed 3/4 height modesty panel on extended side. 1 grommet.</i>			
				
	Surface	72"/36"	66"/36"	R1: 27" (687 mm) 21" (536 mm)
72 x 36 x 29	1800 x 900 x 735	31NN-CM723620_	874	
66 x 36 x 29	1650 x 900 x 735	31NN-CM663620_	820	
Specify panel legs (A, B).				

	W x D x H (in)	W x D x H (mm)	Code	All Laminate (\$)
Right extended corner modules – 20" D 	<i>Recessed 3/4 height modesty panel on extended side. 1 grommet.</i>			
				
	Surface	72"/36"	66"/36"	R1: 27" (687 mm) 21" (536 mm)
72 x 36 x 29	1800 x 900 x 735	31NN-CM367220_	874	
66 x 36 x 29	1650 x 900 x 735	31NN-CM366620_	820	
Specify panel legs (A, B).				

2-TONE LAMINATE APPLICATION: SHADED AREA CORRESPONDS TO THE FIRST CODE TO BE SPECIFIED. SECOND LAMINATE CODE WILL BE APPLIED TO THE REST OF THE PRODUCT.

= QUICKSHIP = ASSEMBLY REQUIRED



All Laminate (\$)

TABLES

Rectangular tables

Steel leg, silver. Must be attached to another work surface.

W x D x H (in)	W x D x H (mm)	Code	All Laminate (\$)
72 x 36 x 29	1800 x 900 x 735	31NN-RT3672	651
72 x 30 x 29	1800 x 750 x 735	31NN-RT3072	615
66 x 30 x 29	1650 x 750 x 735	31NN-RT3066	583
60 x 30 x 29	1500 x 750 x 735	31NN-RT3060	562
66 x 24 x 29	1650 x 600 x 735	31NN-RT2466	537
60 x 24 x 29	1500 x 600 x 735	31NN-RT2460	513
48 x 24 x 29	1200 x 600 x 735	31NN-RT2448	483

Packaged in 2 boxes.

Rectangular tables with laminate modesty panel

Reversible. Half-height laminate modesty panel. Steel leg, silver. Must be attached to another work surface.

W x D x H (in)	W x D x H (mm)	Code	All Laminate (\$)
72 x 36 x 29	1800 x 900 x 735	31NN-RTM3672	748
72 x 30 x 29	1800 x 750 x 735	31NN-RTM3072	711
66 x 30 x 29	1650 x 750 x 735	31NN-RTM3066	687
60 x 30 x 29	1500 x 750 x 735	31NN-RTM3060	662

Packaged in 2 boxes.

D-shaped tables

Steel leg, silver. Must be attached to another work surface.

W x D x H (in)	W x D x H (mm)	Code	All Laminate (\$)
72 x 36 x 29	1800 x 900 x 735	31NN-BT3672	753
72 x 30 x 29	1800 x 750 x 735	31NN-BT3072	705
66 x 30 x 29	1650 x 750 x 735	31NN-BT3066	670
60 x 30 x 29	1500 x 750 x 735	31NN-BT3060	633
66 x 24 x 29	1650 x 600 x 735	31NN-BT2466	583
60 x 24 x 29	1500 x 600 x 735	31NN-BT2460	555
48 x 24 x 29	1200 x 600 x 735	31NN-BT2448	524

Packaged in 2 boxes.

D-shaped tables with laminate modesty panel

Reversible. Half-height laminate modesty panel. Steel leg, silver. Must be attached to another work surface.

W x D x H (in)	W x D x H (mm)	Code	All Laminate (\$)
72 x 36 x 29	1800 x 900 x 735	31NN-BTM3672	856
72 x 30 x 29	1800 x 750 x 735	31NN-BTM3072	808
66 x 30 x 29	1650 x 750 x 735	31NN-BTM3066	764
60 x 30 x 29	1500 x 750 x 735	31NN-BTM3060	729

Packaged in 2 boxes.

Rectangular tables – 30" D

3/4 height modesty panel. 1 grommet. Can accommodate 1 or 2 pedestals.

W x D x H (in)	W x D x H (mm)	Code	All Laminate (\$)
72 x 30 x 29	1800 x 750 x 735	31NN-DT3072_	687
66 x 30 x 29	1650 x 750 x 735	31NN-DT3066_	651
60 x 30 x 29	1500 x 750 x 735	31NN-DT3060_	615
54 x 30 x 29	1350 x 750 x 735	31NN-DT3054_	578
48 x 30 x 29	1200 x 750 x 735	31NN-DT3048_	547
42 x 30 x 29	1050 x 750 x 735	31NN-DT3042_	524
36 x 30 x 29	900 x 750 x 735	31NN-DT3036_	494
30 x 30 x 29	750 x 750 x 735	31NN-DT3030_	464
24 x 30 x 29	600 x 750 x 735	31NN-DT3024_	441

Specify panel legs (A, BL, BR, C).

Rectangular tables – 24" D

3/4 height modesty panel. 1 grommet. Can accommodate 1 or 2 pedestals.

W x D x H (in)	W x D x H (mm)	Code	All Laminate (\$)
72 x 24 x 29	1800 x 600 x 735	31NN-DT2472_	662
66 x 24 x 29	1650 x 600 x 735	31NN-DT2466_	621
60 x 24 x 29	1500 x 600 x 735	31NN-DT2460_	583
54 x 24 x 29	1350 x 600 x 735	31NN-DT2454_	555
48 x 24 x 29	1200 x 600 x 735	31NN-DT2448_	524
42 x 24 x 29	1050 x 600 x 735	31NN-DT2442_	494
36 x 24 x 29	900 x 600 x 735	31NN-DT2436_	464
30 x 24 x 29	750 x 600 x 735	31NN-DT2430_	441
24 x 24 x 29	600 x 600 x 735	31NN-DT2424_	416

Specify panel legs (A, BL, BR, C).

Left asymmetrical tables – 30" D

Recessed 3/4 height modesty panel. 1 grommet. 42" to 54" (1050 to 1350 mm) tables can accommodate 1 pedestal.

W x D x H (in)	W x D x H (mm)	Code	All Laminate (\$)
54 x 30 x 29	1350 x 750 x 735	31NN-AT245430_	633
48 x 30 x 29	1200 x 750 x 735	31NN-AT244830_	597
42 x 30 x 29	1050 x 750 x 735	31NN-AT244230_	573
36 x 30 x 29	900 x 750 x 735	31NN-AT243630_	547
30 x 30 x 29	750 x 750 x 735	31NN-AT243030_	524

Specify panel legs (B, C).

Right asymmetrical tables – 30" D

Recessed 3/4 height modesty panel. 1 grommet. 42" to 54" (1050 to 1350 mm) tables can accommodate 1 pedestal.

W x D x H (in)	W x D x H (mm)	Code	All Laminate (\$)
54 x 30 x 29	1350 x 750 x 735	31NN-AT305424_	633
48 x 30 x 29	1200 x 750 x 735	31NN-AT304824_	597
42 x 30 x 29	1050 x 750 x 735	31NN-AT304224_	573
36 x 30 x 29	900 x 750 x 735	31NN-AT303624_	547
30 x 30 x 29	750 x 750 x 735	31NN-AT303024_	524

Specify panel legs (B, C).

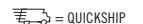
Left asymmetrical tables – 24" D

Recessed 3/4 height modesty panel. 1 grommet. 42" to 54" (1050 to 1350 mm) tables can accommodate 1 pedestal.

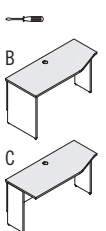
W x D x H (in)	W x D x H (mm)	Code	All Laminate (\$)
54 x 24 x 29	1350 x 600 x 735	31NN-AT185424_	597
48 x 24 x 29	1200 x 600 x 735	31NN-AT184824_	573
42 x 24 x 29	1050 x 600 x 735	31NN-AT184224_	547
36 x 24 x 29	900 x 600 x 735	31NN-AT183624_	524
30 x 24 x 29	750 x 600 x 735	31NN-AT183024_	494


Specify panel legs (B, C).


2-TONE LAMINATE APPLICATION: SHADED AREA CORRESPONDS TO THE FIRST CODE TO BE SPECIFIED. SECOND LAMINATE CODE WILL BE APPLIED TO THE REST OF THE PRODUCT.



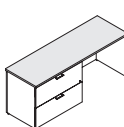


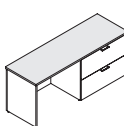
	W x D x H (in)	W x D x H (mm)	Code	All Laminate (\$)
Right asymmetrical tables – 24" D	<i>Recessed 3/4 height modesty panel. 1 grommet. 42" to 54" (1050 to 1350 mm) tables can accommodate 1 pedestal.</i>			
			Surface	R1
			54"/24"	33" (836 mm)
			48"/24"	27" (686 mm)
			42"/24"	21 1/2" (536 mm)
			36"/24"	15 1/4" (386 mm)
			30"/24"	9 1/4" (236 mm)
	54 x 24 x 29	1350 x 600 x 735	31NN-AT245418_	597
	48 x 24 x 29	1200 x 600 x 735	31NN-AT244818_	573
	42 x 24 x 29	1050 x 600 x 735	31NN-AT244218_	547
	36 x 24 x 29	900 x 600 x 735	31NN-AT243618_	524
	30 x 24 x 29	750 x 600 x 735	31NN-AT243018_	494
	Specify panel legs (B, C).			

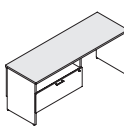
	W x D x H (in)	W x D x H (mm)	Code	All Laminate (\$)
Additional full width legs	<i>1 tone only. L at the end of the code: left leg; R at the end of the code: right leg.</i>			
	30 x 1 x 27 1/2	706 x 25 x 698	3NNN-L30L	162
	30 x 1 x 27 1/2	706 x 25 x 698	3NNN-L30R	162
	24 x 1 x 27 1/2	556 x 25 x 698	3NNN-L24L	151
	24 x 1 x 27 1/2	556 x 25 x 698	3NNN-L24R	151
	20 x 1 x 27 1/2	456 x 25 x 698	3NNN-L20L	139
	20 x 1 x 27 1/2	456 x 25 x 698	3NNN-L20R	139

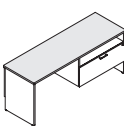
	W x D x H (in)	W x D x H (mm)	Code	All Laminate (\$)
Additional recessed legs	<i>1 tone only. L at the end of the code: left leg; R at the end of the code: right leg.</i>			
	12 x 1 x 27 1/2	300 x 25 x 698	3NNN-L12L	126
	12 x 1 x 27 1/2	300 x 25 x 698	3NNN-L12R	126

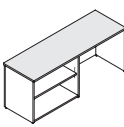
CREDENZAS

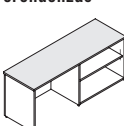
	W x D x H (in)	W x D x H (mm)	Code	All Laminate (\$)
Left lateral file credenzas	<i>2 file drawers on left with suspension bars. Lock. Recessed, full-height modesty panel.</i>			
	72 x 24 x 29	1800 x 600 x 735	31N_-LF2472S	1,336
	66 x 24 x 29	1650 x 600 x 735	31N_-LF2466S	1,265
	60 x 24 x 29	1500 x 600 x 735	31N_-LF2460S	1,212
	72 x 20 x 29	1800 x 500 x 735	31N_-LF2072S	1,242
	66 x 20 x 29	1650 x 500 x 735	31N_-LF2066S	1,180
	60 x 20 x 29	1500 x 500 x 735	31N_-LF2060S	1,120
	Specify the handle code (E, F).			

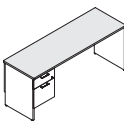
	W x D x H (in)	W x D x H (mm)	Code	All Laminate (\$)
Right lateral file credenzas	<i>2 file drawers on right with suspension bars. Lock. Recessed, full-height modesty panel.</i>			
	72 x 24 x 29	1800 x 600 x 735	31N_-S2472LF	1,336
	66 x 24 x 29	1650 x 600 x 735	31N_-S2466LF	1,265
	60 x 24 x 29	1500 x 600 x 735	31N_-S2460LF	1,212
	72 x 20 x 29	1800 x 500 x 735	31N_-S2072LF	1,242
	66 x 20 x 29	1650 x 500 x 735	31N_-S2066LF	1,180
	60 x 20 x 29	1500 x 500 x 735	31N_-S2060LF	1,120
	Specify the handle code (E, F).			

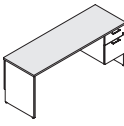
	W x D x H (in)	W x D x H (mm)	Code	All Laminate (\$)
Left lateral file credenzas with open storage	<i>Open space and 1 file drawer with suspension bar on left. Lock. Recessed 3/4 height modesty panel.</i>			
	72 x 24 x 29	1800 x 600 x 735	31N_-SLF2472S	1,114
	66 x 24 x 29	1650 x 600 x 735	31N_-SLF2466S	1,073
	60 x 24 x 29	1500 x 600 x 735	31N_-SLF2460S	1,020
	72 x 20 x 29	1800 x 500 x 735	31N_-SLF2072S	1,043
	66 x 20 x 29	1650 x 500 x 735	31N_-SLF2066S	1,020
	60 x 20 x 29	1500 x 500 x 735	31N_-SLF2060S	994
	Specify the handle code (E, F).			

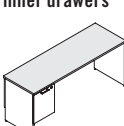
	W x D x H (in)	W x D x H (mm)	Code	All Laminate (\$)
Right lateral file credenzas with open storage	<i>Open space and 1 file drawer with suspension bar on right. Lock. Recessed 3/4 height modesty panel.</i>			
	72 x 24 x 29	1800 x 600 x 735	31N_-S2472SLF	1,114
	66 x 24 x 29	1650 x 600 x 735	31N_-S2466SLF	1,073
	60 x 24 x 29	1500 x 600 x 735	31N_-S2460SLF	1,020
	72 x 20 x 29	1800 x 500 x 735	31N_-S2072SLF	1,043
	66 x 20 x 29	1650 x 500 x 735	31N_-S2066SLF	1,020
	60 x 20 x 29	1500 x 500 x 735	31N_-S2060SLF	994
	Specify the handle code (E, F).			

	W x D x H (in)	W x D x H (mm)	Code	All Laminate (\$)
Left open bookcase credenzas	<i>Adjustable shelf. Recessed, full-height modesty panel.</i>			
	72 x 24 x 29	1800 x 600 x 735	31NN-BE2472S	1,103
	66 x 24 x 29	1650 x 600 x 735	31NN-BE2466S	1,080
	60 x 24 x 29	1500 x 600 x 735	31NN-BE2460S	1,056
	72 x 20 x 29	1800 x 500 x 735	31NN-BE2072S	1,036
	66 x 20 x 29	1650 x 500 x 735	31NN-BE2066S	1,013
	60 x 20 x 29	1500 x 500 x 735	31NN-BE2060S	989

	W x D x H (in)	W x D x H (mm)	Code	All Laminate (\$)
Right open bookcase credenzas	<i>Adjustable shelf. Recessed full-height modesty panel.</i>			
	72 x 24 x 29	1800 x 600 x 735	31NN-S2472BE	1,103
	66 x 24 x 29	1650 x 600 x 735	31NN-S2466BE	1,080
	60 x 24 x 29	1500 x 600 x 735	31NN-S2460BE	1,056
	72 x 20 x 29	1800 x 500 x 735	31NN-S2072BE	1,036
	66 x 20 x 29	1650 x 500 x 735	31NN-S2066BE	1,013
	60 x 20 x 29	1500 x 500 x 735	31NN-S2060BE	989

	W x D x H (in)	W x D x H (mm)	Code	All Laminate (\$)
Left pedestal credenzas	<i>1 pedestal on left with lock. 1 box drawer and 1 file drawer with suspension bar. Pencil tray. Recessed 3/4 height modesty panel.</i>			
	72 x 24 x 29	1800 x 600 x 735	31N_-F2472S	953
	66 x 24 x 29	1650 x 600 x 735	31N_-F2466S	929
	60 x 24 x 29	1500 x 600 x 735	31N_-F2460S	905
	72 x 20 x 29	1800 x 500 x 735	31N_-F2072S	922
	66 x 20 x 29	1650 x 500 x 735	31N_-F2066S	899
	60 x 20 x 29	1500 x 500 x 735	31N_-F2060S	880
	Specify the handle code (E, F).			

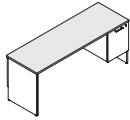
	W x D x H (in)	W x D x H (mm)	Code	All Laminate (\$)
Right pedestal credenzas	<i>1 pedestal on right with lock. 1 box drawer and 1 file drawer with suspension bar. Pencil tray. Recessed 3/4 height modesty panel.</i>			
	72 x 24 x 29	1800 x 600 x 735	31N_-S2472F	953
	66 x 24 x 29	1650 x 600 x 735	31N_-S2466F	929
	60 x 24 x 29	1500 x 600 x 735	31N_-S2460F	905
	72 x 20 x 29	1800 x 500 x 735	31N_-S2072F	922
	66 x 20 x 29	1650 x 500 x 735	31N_-S2066F	899
	60 x 20 x 29	1500 x 500 x 735	31N_-S2060F	880
	Specify the handle code (E, F).			

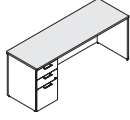
	W x D x H (in)	W x D x H (mm)	Code	All Laminate (\$)
Left single pedestal credenzas – inner drawers	<i>1 pedestal on left with lock. Pedestal with full-height front concealing 1 box drawer and 1 file drawer with suspension bar. Pencil tray. Recessed 3/4 height modesty panel.</i>			
	72 x 24 x 29	1800 x 600 x 735	31N_-IF2472S	862
	66 x 24 x 29	1650 x 600 x 735	31N_-IF2466S	844
	60 x 24 x 29	1500 x 600 x 735	31N_-IF2460S	820
	72 x 20 x 29	1800 x 500 x 735	31N_-IF2072S	837
	66 x 20 x 29	1650 x 500 x 735	31N_-IF2066S	813
	60 x 20 x 29	1500 x 500 x 735	31N_-IF2060S	802
	Specify the handle code (E, F).			

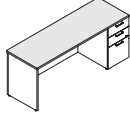
2-TONE LAMINATE APPLICATION: SHADED AREA CORRESPONDS TO THE FIRST CODE TO BE SPECIFIED. SECOND LAMINATE CODE WILL BE APPLIED TO THE REST OF THE PRODUCT.

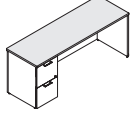
 = QUICKSHIP  = ASSEMBLY REQUIRED

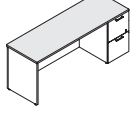


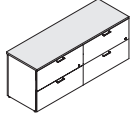
	W x D x H (in)	W x D x H (mm)	Code	All Laminate (\$)
Right single pedestal credenzas – inner drawers 	<i>1 pedestal on right with lock. Pedestal with full-height front concealing 1 box drawer and 1 file drawer with suspension bar. Pencil tray. Recessed 3/4 height modesty panel.</i>			
	72 x 24 x 29	1800 x 600 x 735	31N_-S2472IF	862
	66 x 24 x 29	1650 x 600 x 735	31N_-S2466IF	844
	60 x 24 x 29	1500 x 600 x 735	31N_-S2460IF	820
	72 x 20 x 29	1800 x 500 x 735	31N_-S2072IF	837
	66 x 20 x 29	1650 x 500 x 735	31N_-S2066IF	813
	60 x 20 x 29	1500 x 500 x 735	31N_-S2060IF	802
Specify the handle code (E, F).				

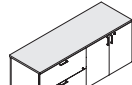
	W x D x H (in)	W x D x H (mm)	Code	All Laminate (\$)
Left pedestal credenzas – low profile 	<i>1 pedestal on left with lock. 2 box drawers and 1 file drawer with suspension bar. Pencil tray. Recessed, full-height modesty panel.</i>			
	72 x 24 x 29	1800 x 600 x 735	31N_-UF2472S	1,194
	66 x 24 x 29	1650 x 600 x 735	31N_-UF2466S	1,156
	60 x 24 x 29	1500 x 600 x 735	31N_-UF2460S	1,135
	72 x 20 x 29	1800 x 500 x 735	31N_-UF2072S	1,156
	66 x 20 x 29	1650 x 500 x 735	31N_-UF2066S	1,135
	60 x 20 x 29	1500 x 500 x 735	31N_-UF2060S	1,109
Specify the handle code (E, F).				

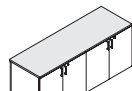
	W x D x H (in)	W x D x H (mm)	Code	All Laminate (\$)
Right pedestal credenzas – low profile 	<i>1 pedestal on right with lock. 2 box drawers and 1 file drawer with suspension bar. Pencil tray. Recessed, full-height modesty panel.</i>			
	72 x 24 x 29	1800 x 600 x 735	31N_-S2472UF	1,194
	66 x 24 x 29	1650 x 600 x 735	31N_-S2466UF	1,156
	60 x 24 x 29	1500 x 600 x 735	31N_-S2460UF	1,135
	72 x 20 x 29	1800 x 500 x 735	31N_-S2072UF	1,156
	66 x 20 x 29	1650 x 500 x 735	31N_-S2066UF	1,135
	60 x 20 x 29	1500 x 500 x 735	31N_-S2060UF	1,109
Specify the handle code (E, F).				

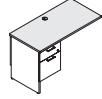
	W x D x H (in)	W x D x H (mm)	Code	All Laminate (\$)
Left pedestal credenzas – low profile 	<i>1 pedestal on left with lock. 2 file drawers with suspension bars. Recessed, full-height modesty panel.</i>			
	72 x 24 x 29	1800 x 600 x 735	31N_-FF2472S	1,114
	66 x 24 x 29	1650 x 600 x 735	31N_-FF2466S	1,097
	60 x 24 x 29	1500 x 600 x 735	31N_-FF2460S	1,080
	72 x 20 x 29	1800 x 500 x 735	31N_-FF2072S	1,092
	66 x 20 x 29	1650 x 500 x 735	31N_-FF2066S	1,073
	60 x 20 x 29	1500 x 500 x 735	31N_-FF2060S	1,043
Specify the handle code (E, F).				

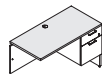
	W x D x H (in)	W x D x H (mm)	Code	All Laminate (\$)
Right pedestal credenzas – low profile 	<i>1 pedestal on right with lock. 2 file drawers with suspension bars. Recessed, full-height modesty panel.</i>			
	72 x 24 x 29	1800 x 600 x 735	31N_-S2472FF	1,114
	66 x 24 x 29	1650 x 600 x 735	31N_-S2466FF	1,097
	60 x 24 x 29	1500 x 600 x 735	31N_-S2460FF	1,080
	72 x 20 x 29	1800 x 500 x 735	31N_-S2072FF	1,092
	66 x 20 x 29	1650 x 500 x 735	31N_-S2066FF	1,073
	60 x 20 x 29	1500 x 500 x 735	31N_-S2060FF	1,043
Specify the handle code (E, F).				

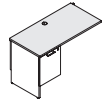
	W x D x H (in)	W x D x H (mm)	Code	All Laminate (\$)
Lateral file credenza 	<i>4 file drawers with suspension bars. Locks.</i>			
	72 x 24 x 29	1800 x 600 x 735	31N_-LF2472LF	1,918
Specify the handle code (E, F).				

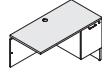
	W x D x H (in)	W x D x H (mm)	Code	All Laminate (\$)
Lateral file/bookcase credenzas 	<i>2 file drawers with suspension bars. Bookcase unit with doors and adjustable shelf. Locks.</i>			
	72 x 24 x 29	1800 x 600 x 735	31N_-LF2472B	1,556
	72 x 20 x 29	1800 x 500 x 735	31N_-LF2072B	1,435
Specify the handle code (E, F).				

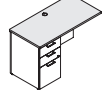
	W x D x H (in)	W x D x H (mm)	Code	All Laminate (\$)
Bookcase credenzas 	<i>2 bookcase units with doors. 1 adjustable shelf on each side. Locks.</i>			
	72 x 24 x 29	1800 x 600 x 735	31N_-B2472B	1,404
	72 x 20 x 29	1800 x 500 x 735	31N_-B2072B	1,290
Specify the handle code (E, F).				

RETURNS				
Left executive returns 	<i>1 pedestal on left with lock. 1 box drawer and 1 file drawer with suspension bar. Pencil tray. Recessed 3/4 height modesty panel. Grommet.</i>			
	48 x 24 x 29	1200 x 600 x 735	31N_-F2448R	802
	42 x 24 x 29	1050 x 600 x 735	31N_-F2442R	753
	48 x 20 x 29	1200 x 500 x 735	31N_-F2048R	759
	42 x 20 x 29	1050 x 500 x 735	31N_-F2042R	735
	Specify the handle code (E, F).			

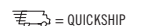
	W x D x H (in)	W x D x H (mm)	Code	All Laminate (\$)
Right executive returns 	<i>1 pedestal on right with lock. 1 box drawer and 1 file drawer with suspension bar. Pencil tray. Recessed 3/4 height modesty panel. Grommet.</i>			
	48 x 24 x 29	1200 x 600 x 735	31N_-R2448F	802
	42 x 24 x 29	1050 x 600 x 735	31N_-R2442F	753
	48 x 20 x 29	1200 x 500 x 735	31N_-R2048F	759
	42 x 20 x 29	1050 x 500 x 735	31N_-R2042F	735
	Specify the handle code (E, F).			

	W x D x H (in)	W x D x H (mm)	Code	All Laminate (\$)
Left executive returns – inner drawers 	<i>1 pedestal on left with lock. Pedestal with full-height front concealing 1 box drawer and 1 file drawer with suspension bar. Pencil tray. Recessed 3/4 height modesty panel. Grommet.</i>			
	48 x 24 x 29	1200 x 600 x 735	31N_-IF2448R	743
	42 x 24 x 29	1050 x 600 x 735	31N_-IF2442R	693
	48 x 20 x 29	1200 x 500 x 735	31N_-IF2048R	699
	42 x 20 x 29	1050 x 500 x 735	31N_-IF2042R	682
	Specify the handle code (E, F).			

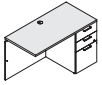
	W x D x H (in)	W x D x H (mm)	Code	All Laminate (\$)
Right executive returns – inner drawers 	<i>1 pedestal on right with lock. Pedestal with full-height front concealing 1 box drawer and 1 file drawer with suspension bar. Pencil tray. Recessed 3/4 height modesty panel. Grommet.</i>			
	48 x 24 x 29	1200 x 600 x 735	31N_-R2448IF	743
	42 x 24 x 29	1050 x 600 x 735	31N_-R2442IF	693
	48 x 20 x 29	1200 x 500 x 735	31N_-R2048IF	699
	42 x 20 x 29	1050 x 500 x 735	31N_-R2042IF	682
	Specify the handle code (E, F).			

	W x D x H (in)	W x D x H (mm)	Code	All Laminate (\$)
Left executive returns – low profile 	<i>1 pedestal on left with lock. 2 box drawers and 1 file drawer with suspension bar. Pencil tray. Recessed, full-height modesty panel. Grommet.</i>			
	48 x 24 x 29	1200 x 600 x 735	31N_-UF2448R	1,073
	42 x 24 x 29	1050 x 600 x 735	31N_-UF2442R	1,006
	48 x 20 x 29	1200 x 500 x 735	31N_-UF2048R	1,013
	42 x 20 x 29	1050 x 500 x 735	31N_-UF2042R	984
	Specify the handle code (E, F).			

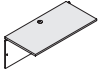
2-TONE LAMINATE APPLICATION: SHADED AREA CORRESPONDS TO THE FIRST CODE TO BE SPECIFIED. SECOND LAMINATE CODE WILL BE APPLIED TO THE REST OF THE PRODUCT.



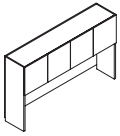


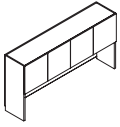
	W x D x H (in)	W x D x H (mm)	Code	All Laminate (\$)
Right executive returns – low profile 	<i>1 pedestal on right with lock. 2 box drawers and 1 file drawer with suspension bar. Pencil tray. Recessed, full-height modesty panel. Grommet.</i>			
	48 x 24 x 29	1200 x 600 x 735	31N_-R2448UF	1,073
	42 x 24 x 29	1050 x 600 x 735	31N_-R2442UF	1,006
	48 x 20 x 29	1200 x 500 x 735	31N_-R2048UF	1,013
	42 x 20 x 29	1050 x 500 x 735	31N_-R2042UF	984

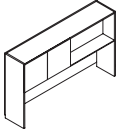
Specify the handle code (E, F).

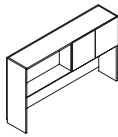
	W x D x H (in)	W x D x H (mm)	Code	All Laminate (\$)
Bridge-returns 	<i>Recessed, 3/4 height modesty panel. Grommet.</i>			
	48 x 24 x 29	1200 x 600 x 735	31NN-BR2448	332
	42 x 24 x 29	1050 x 600 x 735	31NN-BR2442	320
	36 x 24 x 29	900 x 600 x 735	31NN-BR2436	307
	48 x 20 x 29	1200 x 500 x 735	31NN-BR2048	301
	42 x 20 x 29	1050 x 500 x 735	31NN-BR2042	290
	36 x 20 x 29	900 x 500 x 735	31NN-BR2036	271

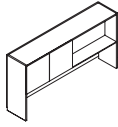
HUTCHES

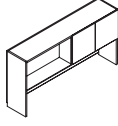
	W x D x H (in)	W x D x H (mm)	Code	All Laminate (\$)
Hutches with laminate doors – 44" H 	<i>Clearance: 26 1/2" (673 mm). Grommet on back. Full width wire access. Can accommodate a tackboard, refer to page 147. 1 tone only.</i>			
	84 x 16 x 44	2100 x 400 x 1099	3NNN-E844416P	1,194
	78 x 16 x 44	1950 x 400 x 1099	3NNN-E784416P	1,140
	72 x 16 x 44	1800 x 400 x 1099	3NNN-E724416P	1,097
	66 x 16 x 44	1650 x 400 x 1099	3NNN-E664416P	1,056
	60 x 16 x 44	1500 x 400 x 1099	3NNN-E604416P	1,006
	54 x 16 x 44	1350 x 400 x 1099	3NNN-E544416P	964
	48 x 16 x 44	1200 x 400 x 1099	3NNN-E484416P	916
	42 x 16 x 44	1050 x 400 x 1099	3NNN-E424416P	856
	36 x 16 x 44	900 x 400 x 1099	3NNN-E364416P	789

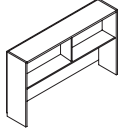
	W x D x H (in)	W x D x H (mm)	Code	All Laminate (\$)
Hutches with laminate doors – 36" H 	<i>Clearance: 18 5/8" (473 mm). Grommet on back. Full width wire access. Can accommodate a tackboard, refer to page 147. 1 tone only.</i>			
	84 x 16 x 36	2100 x 400 x 900	3NNN-E843616P	1,103
	78 x 16 x 36	1950 x 400 x 900	3NNN-E783616P	1,043
	72 x 16 x 36	1800 x 400 x 900	3NNN-E723616P	994
	66 x 16 x 36	1650 x 400 x 900	3NNN-E663616P	940
	60 x 16 x 36	1500 x 400 x 900	3NNN-E603616P	885
	54 x 16 x 36	1350 x 400 x 900	3NNN-E543616P	844
	48 x 16 x 36	1200 x 400 x 900	3NNN-E483616P	789
	42 x 16 x 36	1050 x 400 x 900	3NNN-E423616P	718
	36 x 16 x 36	900 x 400 x 900	3NNN-E363616P	656

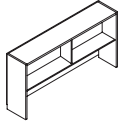
	W x D x H (in)	W x D x H (mm)	Code	All Laminate (\$)
Hutches with 2 doors on left – 44" H 	<i>Clearance: 26 1/2" (673 mm). 2 doors on left. Open storage on right. Grommet on back. Full width wire access. Can accommodate a tackboard, refer to page 147. 1 tone only.</i>			
	84 x 16 x 44	2100 x 400 x 1099	3NNN-E844416PL	1,025
	78 x 16 x 44	1950 x 400 x 1099	3NNN-E784416PL	977
	72 x 16 x 44	1800 x 400 x 1099	3NNN-E724416PL	922
	66 x 16 x 44	1650 x 400 x 1099	3NNN-E664416PL	874
	60 x 16 x 44	1500 x 400 x 1099	3NNN-E604416PL	820
	54 x 16 x 44	1350 x 400 x 1099	3NNN-E544416PL	764
	48 x 16 x 44	1200 x 400 x 1099	3NNN-E484416PL	711

	W x D x H (in)	W x D x H (mm)	Code	All Laminate (\$)
Hutches with 2 doors on right – 44" H 	<i>Clearance: 26 1/2" (673 mm). 2 doors on right. Open storage on left. Grommet on back. Full width wire access. Can accommodate a tackboard, refer to page 147. 1 tone only.</i>			
	84 x 16 x 44	2100 x 400 x 1099	3NNN-E844416PR	1,025
	78 x 16 x 44	1950 x 400 x 1099	3NNN-E784416PR	977
	72 x 16 x 44	1800 x 400 x 1099	3NNN-E724416PR	922
	66 x 16 x 44	1650 x 400 x 1099	3NNN-E664416PR	874
	60 x 16 x 44	1500 x 400 x 1099	3NNN-E604416PR	820
	54 x 16 x 44	1350 x 400 x 1099	3NNN-E544416PR	764
	48 x 16 x 44	1200 x 400 x 1099	3NNN-E484416PR	711



	W x D x H (in)	W x D x H (mm)	Code	All Laminate (\$)
Hutches with 2 doors on left – 36" H 	<i>Clearance: 18 5/8" (473 mm). 2 doors on left. Open storage on right. Grommet on back. Full width wire access. Can accommodate a tackboard, refer to page 147. 1 tone only.</i>			
	84 x 16 x 36	2100 x 400 x 900	3NNN-E843616PL	929
	78 x 16 x 36	1950 x 400 x 900	3NNN-E783616PL	880
	72 x 16 x 36	1800 x 400 x 900	3NNN-E723616PL	837
	66 x 16 x 36	1650 x 400 x 900	3NNN-E663616PL	796
	60 x 16 x 36	1500 x 400 x 900	3NNN-E603616PL	748
	54 x 16 x 36	1350 x 400 x 900	3NNN-E543616PL	699
	48 x 16 x 36	1200 x 400 x 900	3NNN-E483616PL	656

	W x D x H (in)	W x D x H (mm)	Code	All Laminate (\$)
Hutches with 2 doors on right – 36" H 	<i>Clearance: 18 5/8" (473 mm). 2 doors on right. Open storage on left. Grommet on back. Full width wire access. Can accommodate a tackboard, refer to page 147. 1 tone only.</i>			
	84 x 16 x 36	2100 x 400 x 900	3NNN-E843616PR	929
	78 x 16 x 36	1950 x 400 x 900	3NNN-E783616PR	880
	72 x 16 x 36	1800 x 400 x 900	3NNN-E723616PR	837
	66 x 16 x 36	1650 x 400 x 900	3NNN-E663616PR	796
	60 x 16 x 36	1500 x 400 x 900	3NNN-E603616PR	748
	54 x 16 x 36	1350 x 400 x 900	3NNN-E543616PR	699
	48 x 16 x 36	1200 x 400 x 900	3NNN-E483616PR	656

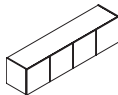
	W x D x H (in)	W x D x H (mm)	Code	All Laminate (\$)
Open hutches – 44" H 	<i>Clearance: 26 1/2" (673 mm). Grommet on back. Full width wire access. Can accommodate a tackboard, refer to page 147. 1 tone only.</i>			
	84 x 16 x 44	2100 x 400 x 1099	3NNN-E844416	922
	78 x 16 x 44	1950 x 400 x 1099	3NNN-E784416	874
	72 x 16 x 44	1800 x 400 x 1099	3NNN-E724416	825
	66 x 16 x 44	1650 x 400 x 1099	3NNN-E664416	789
	60 x 16 x 44	1500 x 400 x 1099	3NNN-E604416	743
	54 x 16 x 44	1350 x 400 x 1099	3NNN-E544416	693
	48 x 16 x 44	1200 x 400 x 1099	3NNN-E484416	651
	42 x 16 x 44	1050 x 400 x 1099	3NNN-E424416	602
	36 x 16 x 44	900 x 400 x 1099	3NNN-E364416	573

	W x D x H (in)	W x D x H (mm)	Code	All Laminate (\$)
Open hutches – 36" H 	<i>Clearance: 18 5/8" (473 mm). Grommet on back. Full width wire access. Can accommodate a tackboard, refer to page 147. 1 tone only.</i>			
	84 x 16 x 36	2100 x 400 x 900	3NNN-E843616	784
	78 x 16 x 36	1950 x 400 x 900	3NNN-E783616	735
	72 x 16 x 36	1800 x 400 x 900	3NNN-E723616	687
	66 x 16 x 36	1650 x 400 x 900	3NNN-E663616	645
	60 x 16 x 36	1500 x 400 x 900	3NNN-E603616	597
	54 x 16 x 36	1350 x 400 x 900	3NNN-E543616	555
	48 x 16 x 36	1200 x 400 x 900	3NNN-E483616	513
42 x 16 x 36	1050 x 400 x 900	3NNN-E423616	458	
36 x 16 x 36	900 x 400 x 900	3NNN-E363616	427	

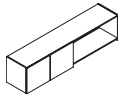
2-TONE LAMINATE APPLICATION: SHADED AREA CORRESPONDS TO THE FIRST CODE TO BE SPECIFIED. SECOND LAMINATE CODE WILL BE APPLIED TO THE REST OF THE PRODUCT.

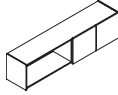
 = QUICKSHIP  = ASSEMBLY REQUIRED

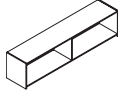



	W x D x H (in)	W x D x H (mm)	Code	All Laminate (\$)
Wall-mounted hutches with doors – 17" H 	<i>Hanger bar included for wall-mount installation. Can accommodate a tackboard, refer to page 147. 1 tone only.</i>			
	84 x 16 x 17	2100 x 400 x 427	3NNN-EM841716P	1,092
	78 x 16 x 17	1950 x 400 x 427	3NNN-EM781716P	1,031
	72 x 16 x 17	1800 x 400 x 427	3NNN-EM721716P	989
	66 x 16 x 17	1650 x 400 x 427	3NNN-EM661716P	934
	60 x 16 x 17	1500 x 400 x 427	3NNN-EM601716P	880
	54 x 16 x 17	1350 x 400 x 427	3NNN-EM541716P	837
	48 x 16 x 17	1200 x 400 x 427	3NNN-EM481716P	784
	42 x 16 x 17	1050 x 400 x 427	3NNN-EM421716P	711
	36 x 16 x 17	900 x 400 x 427	3NNN-EM361716P	651


84" to 60": 4 doors
54" to 48": 3 doors
42" to 36": 2 doors


	W x D x H (in)	W x D x H (mm)	Code	All Laminate (\$)
Wall-mounted hutches with 2 doors on left – 17" H 	<i>2 doors on left. Open storage on right. Hanger bar included for wall-mount installation. Can accommodate a tackboard, refer to page 147. 1 tone only.</i>			
	84 x 16 x 17	2100 x 400 x 427	3NNN-EM841716L	922
	78 x 16 x 17	1950 x 400 x 427	3NNN-EM781716L	874
	72 x 16 x 17	1800 x 400 x 427	3NNN-EM721716L	825
	66 x 16 x 17	1650 x 400 x 427	3NNN-EM661716L	789
	60 x 16 x 17	1500 x 400 x 427	3NNN-EM601716L	743
	54 x 16 x 17	1350 x 400 x 427	3NNN-EM541716L	693
48 x 16 x 17	1200 x 400 x 427	3NNN-EM481716L	651	


	W x D x H (in)	W x D x H (mm)	Code	All Laminate (\$)
Wall-mounted hutches with 2 doors on right – 17" H 	<i>2 doors on right. Open storage on left. Hanger bar included for wall-mount installation. Can accommodate a tackboard, refer to page 147. 1 tone only.</i>			
	84 x 16 x 17	2100 x 400 x 427	3NNN-EM841716R	922
	78 x 16 x 17	1950 x 400 x 427	3NNN-EM781716R	874
	72 x 16 x 17	1800 x 400 x 427	3NNN-EM721716R	825
	66 x 16 x 17	1650 x 400 x 427	3NNN-EM661716R	789
	60 x 16 x 17	1500 x 400 x 427	3NNN-EM601716R	743
54 x 16 x 17	1350 x 400 x 427	3NNN-EM541716R	693	
48 x 16 x 17	1200 x 400 x 427	3NNN-EM481716R	651	

	W x D x H (in)	W x D x H (mm)	Code	All Laminate (\$)
Wall-mounted open hutches – 17" H 	<i>Hanger bar included for wall-mount installation. Can accommodate a tackboard, refer to page 147. 1 tone only.</i>			
	84 x 16 x 17	2100 x 400 x 427	3NNN-EM841716	778
	78 x 16 x 17	1950 x 400 x 427	3NNN-EM781716	729
	72 x 16 x 17	1800 x 400 x 427	3NNN-EM721716	682
	66 x 16 x 17	1650 x 400 x 427	3NNN-EM661716	639
	60 x 16 x 17	1500 x 400 x 427	3NNN-EM601716	592
	54 x 16 x 17	1350 x 400 x 427	3NNN-EM541716	547
	48 x 16 x 17	1200 x 400 x 427	3NNN-EM481716	506
	42 x 16 x 17	1050 x 400 x 427	3NNN-EM421716	452
	36 x 16 x 17	900 x 400 x 427	3NNN-EM361716	421


	W x D x H (in)	W x D x H (mm)	Code	All Laminate (\$)
Modular lateral files 	<i>2 file drawers with suspension bars. Lock. Goes under a work surface. 1 tone only.</i>			
	36 x 18 x 28	900 x 448 x 711	3NN_-1836LFL	929
	30 x 18 x 28	750 x 448 x 711	3NN_-1830LFL	880
Specify the handle code (E, F).				


	W x D x H (in)	W x D x H (mm)	Code	All Laminate (\$)
Modular combined pedestals 	<i>2 box drawers on left, 2 file drawers with suspension bars. Lock. Pencil tray. Goes under a work surface. 1 tone only.</i>			
	36 x 18 x 28	900 x 448 x 711	3NN_-1836COL	1,194
	30 x 18 x 28	750 x 448 x 711	3NN_-1830COL	1,150
Specify the handle code (E, F).				


	W x D x H (in)	W x D x H (mm)	Code	All Laminate (\$)
Modular combined pedestals 	<i>2 box drawers on right, 2 file drawers with suspension bars. Lock. Pencil tray. Goes under a work surface. 1 tone only.</i>			
	36 x 18 x 28	900 x 448 x 711	3NN_-C01836L	1,194
	30 x 18 x 28	750 x 448 x 711	3NN_-C01830L	1,150
Specify the handle code (E, F).				


	W x D x H (in)	W x D x H (mm)	Code	All Laminate (\$)
Modular bookcases with doors 	<i>1 adjustable shelf. Lock. Goes under a work surface. 1 tone only.</i>			
	36 x 18 x 28	900 x 448 x 711	3NN_-1836BL	723
	30 x 18 x 28	750 x 448 x 711	3NN_-1830BL	645
Specify the handle code (E, F).				


STORAGE FURNITURE


	W x D x H (in)	W x D x H (mm)	Code	All Laminate (\$)
Lateral file units 	<i>2 file drawers with suspension bars. Lock.</i>			
	36 x 24 x 29	900 x 600 x 735	31N_-2436LF	994
	30 x 24 x 29	750 x 600 x 735	31N_-2430LF	945
	36 x 20 x 29	900 x 500 x 735	31N_-2036LF	953
	30 x 20 x 29	750 x 500 x 735	31N_-2030LF	905
Specify the handle code (E, F).				

	W x D x H (in)	W x D x H (mm)	Code	All Laminate (\$)
Combined pedestals 	<i>2 box drawers on left, 2 file drawers with suspension bars. One lock for two file drawers.</i>			
	36 x 24 x 29	900 x 600 x 736	31N_-2436CO	1,254
	36 x 20 x 29	900 x 500 x 736	31N_-2036CO	1,217
Specify the handle code (E, F).				

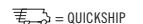
	W x D x H (in)	W x D x H (mm)	Code	All Laminate (\$)
Combined pedestals 	<i>2 box drawers on right, 2 file drawers with suspension bars. One lock for two file drawers.</i>			
	36 x 24 x 29	900 x 600 x 736	31N_-C02436	1,254
	36 x 20 x 29	900 x 500 x 736	31N_-C02036	1,217
Specify the handle code (E, F).				

	W x D x H (in)	W x D x H (mm)	Code	All Laminate (\$)
Bookcase units 	<i>Bookcase with doors and adjustable shelf. Lock.</i>			
	36 x 24 x 29	900 x 600 x 735	31N_-2436B	789
	30 x 24 x 29	750 x 600 x 735	31N_-2430B	743
	36 x 20 x 29	900 x 500 x 735	31N_-2036B	753
30 x 20 x 29	750 x 500 x 735	31N_-2030B	705	
Specify the handle code (E, F).				

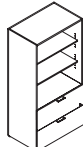
	W x D x H (in)	W x D x H (mm)	Code	All Laminate (\$)
Open bookcase units 	<i>Adjustable shelf.</i>			
	36 x 24 x 29	900 x 600 x 735	31NN-2436BE	718
	30 x 24 x 29	750 x 600 x 735	31NN-2430BE	682
	36 x 20 x 29	900 x 500 x 735	31NN-2036BE	693
30 x 20 x 29	750 x 500 x 735	31NN-2030BE	656	


	W x D x H (in)	W x D x H (mm)	Code	All Laminate (\$)
Bookcase with doors/lateral file units 	<i>Bookcase with doors, 2 adjustable shelves. 2 file drawers with suspension bars. Lock on drawers. 1 tone only.</i>			
	36 x 24 x 73	900 x 600 x 1834	3NN_-243673LFB	1,597
	36 x 20 x 73	900 x 500 x 1834	3NN_-203673LFB	1,538
	36 x 24 x 65	900 x 600 x 1635	3NN_-243665LFB	1,549
	36 x 20 x 65	900 x 500 x 1635	3NN_-203665LFB	1,488
Specify the handle code (E, F).				

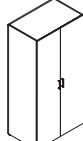
2-TONE LAMINATE APPLICATION: SHADED AREA CORRESPONDS TO THE FIRST CODE TO BE SPECIFIED. SECOND LAMINATE CODE WILL BE APPLIED TO THE REST OF THE PRODUCT.




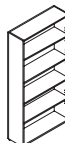



	W x D x H (in)	W x D x H (mm)	Code	All Laminate (\$)
Open bookcase/ lateral file units 	<i>Open bookcase, 2 adjustable shelves. 2 file drawers with suspension bars. Lock on drawers. 1 tone only.</i>			
	36 x 24 x 73	900 x 600 x 1834	3NN_-243673LFE	1,424
	36 x 20 x 73	900 x 500 x 1834	3NN_-203673LFE	1,362
	36 x 24 x 65	900 x 600 x 1635	3NN_-243665LFE	1,374
	36 x 20 x 65	900 x 500 x 1635	3NN_-203665LFE	1,321
Specify the handle code (E, F).				

	W x D x H (in)	W x D x H (mm)	Code	All Laminate (\$)
Storage with door/ lateral file units 	<i>Bookcase with door, 2 adjustable shelves. 2 file drawers with suspension bars. Lock on drawers. Reversible door. 1 tone only.</i>			
	24 x 24 x 73	600 x 600 x 1834	3NN_-242473FB	1,295
	24 x 20 x 73	600 x 500 x 1834	3NN_-202473FB	1,242
	24 x 24 x 65	600 x 600 x 1635	3NN_-242465FB	1,254
	24 x 20 x 65	600 x 500 x 1635	3NN_-202465FB	1,212
Specify the handle code (E, F).				


	W x D x H (in)	W x D x H (mm)	Code	All Laminate (\$)
Storage/wardrobe units with doors 	<i>3 adjustable shelves. 1 full-width fixed shelf. Full-width clothes hanger bar. 1 tone only.</i>			
	36 x 24 x 73	900 x 600 x 1834	3NN_-243673B	1,452
	36 x 20 x 73	900 x 500 x 1834	3NN_-203673B	1,345
	36 x 24 x 65	900 x 600 x 1635	3NN_-243665B	1,374
	36 x 20 x 65	900 x 500 x 1635	3NN_-203665B	1,254
Specify the handle code (E, F).				


	W x D x H (in)	W x D x H (mm)	Code	All Laminate (\$)
Storage/wardrobe units with door 	<i>3 adjustable shelves. 1 full-width fixed shelf. Full-width clothes hanger bar. Reversible door. 1 tone only.</i>			
	24 x 24 x 73	600 x 600 x 1834	3NN_-242473B	1,114
	24 x 20 x 73	600 x 500 x 1834	3NN_-202473B	1,056
	24 x 24 x 65	600 x 600 x 1635	3NN_-242465B	1,056
	24 x 20 x 65	600 x 500 x 1635	3NN_-202465B	999
Specify the handle code (E, F).				


	W x D x H (in)	W x D x H (mm)	Code	All Laminate (\$)
Open bookcases 	<i>73" to 65": 3 adjustable shelves, 1 fixed shelf. 48": 2 adjustable shelves. 1 tone only.</i>			
	36 x 14 x 73	900 x 350 x 1834	3NNN-B367314	718
	36 x 14 x 65	900 x 350 x 1635	3NNN-B366514	670
	36 x 14 x 48	900 x 350 x 1212	3NNN-B364814	597


	W x D x H (in)	W x D x H (mm)	Code	All Laminate (\$)
Additional shelf 	<i>1 tone only.</i>			
	34 x 13 x 5/8	864 x 330 x 16	3NNN-TB3614	114


PEDESTALS


	W x D x H (in)	W x D x H (mm)	Code	All Laminate (\$)
Modular pedestal 	<i>2 box drawers, 1 file drawer with suspension bar. Lock. Pencil tray. Must be installed under a work surface. 1 tone only.</i>			
	15 x 18 x 28	388 x 448 x 711	3NN_-P1518UFL	778
Specify the handle code (E, F).				

	W x D x H (in)	W x D x H (mm)	Code	All Laminate (\$)
Modular pedestal 	<i>2 file drawers with suspension bars. Lock. Must be installed under a work surface. 1 tone only.</i>			
	15 x 18 x 28	388 x 448 x 711	3NN_-P1518FFL	748
Specify the handle code (E, F).				

	W x D x H (in)	W x D x H (mm)	Code	All Laminate (\$)
Hanging pedestal 	<i>1 box drawer, 1 file drawer with suspension bar. Lock. Pencil tray. Must be installed under a work surface. 1 tone only.</i>			
	15 x 18 x 19 1/4	388 x 448 x 489	3NN_-F	687
Specify the handle code (E, F).				


	W x D x H (in)	W x D x H (mm)	Code	All Laminate (\$)
Hanging pedestal – inner drawers 	<i>Pedestal with full-height front concealing 1 box drawer and 1 file drawer with suspension bar. Lock. Pencil tray. Must be installed under a work surface. 1 tone only.</i>			
	15 x 18 x 19 1/4	388 x 448 x 489	3NN_-IF	562
Specify the handle code (E, F).				


	W x D x H (in)	W x D x H (mm)	Code	All Laminate (\$)
Metal pedestal 	<i>2 box drawers, 1 file drawer with suspension bar. Pedestal with charcoal metal body only and laminate drawer fronts. Lock. Pencil tray. Must be installed under a work surface.</i>			
	15 x 22 x 28	372 x 540 x 711	3NN_-PM1522UFL	573
Specify the handle code (E, F).				


	W x D x H (in)	W x D x H (mm)	Code	All Laminate (\$)
Metal pedestal 	<i>2 file drawers with suspension bars. Pedestal with charcoal metal body only and laminate drawer fronts. Lock. Must be installed under a work surface.</i>			
	15 x 22 x 28	372 x 540 x 711	3NN_-PM1522FFL	547
Specify the handle code (E, F).				


	W x D x H (in)	W x D x H (mm)	Code	All Laminate (\$)
Hanging metal pedestal 	<i>1 box drawer and 1 file drawer with suspension bar. Pencil tray. Lock. Must be installed under a work surface.</i>			
	15 x 22 x 28	372 x 540 x 711	3NN_-PM1522UFL	524
Specify the handle code (E, F).				


Item discontinued


	W x D x H (in)	W x D x H (mm)	Code	All Laminate (\$)
Mobile pedestal 	<i>2 box drawers, 1 file drawer with suspension bar. Brakes on front casters. Lock. Pencil tray. Fits under a work surface. 1 tone only.</i>			
	15 x 18 x 27 1/8	390 x 450 x 689	3NN_-MP1518UF	844
Specify the handle code (E, F).				

	W x D x H (in)	W x D x H (mm)	Code	All Laminate (\$)
Mobile pedestal 	<i>2 box drawers, 1 file drawer with suspension bar. Brakes on front casters. Lock. Pencil tray. Fits under a work surface. 1 tone only.</i>			
	15 x 22 x 27 1/8	390 x 550 x 689	3NN_-MP1522UF	905
Specify the handle code (E, F).				

	W x D x H (in)	W x D x H (mm)	Code	All Laminate (\$)
Mobile pedestal 	<i>2 file drawers with suspension bars. Brakes on front casters. Lock. Fits under a work surface. 1 tone only.</i>			
	15 x 22 x 27 1/8	390 x 550 x 689	3NN_-MP1522FF	874
Specify the handle code (E, F).				

	W x D x H (in)	W x D x H (mm)	Code	All Laminate (\$)
Mobile pedestal 	<i>1 box drawer, 1 file drawer with suspension bar. Brakes on front casters. Lock. Pencil tray. Fits under a work surface. 1 tone only.</i>			
	15 x 18 x 20 3/4	390 x 450 x 527	3NN_-MP1518F	778
Specify the handle code (E, F).				

	W x D x H (in)	W x D x H (mm)	Code	All Laminate (\$)
Mobile pedestal 	<i>1 box drawer, 1 file drawer with suspension bar. Pencil tray. Brakes on front casters. Lock. Fits under a work surface. 1 tone only.</i>			
	15 x 22 x 20 3/4	390 x 550 x 527	3NN_-MP1522F	796
Specify the handle code (E, F).				

	W x D x H (in)	W x D x H (mm)	Code	All Laminate (\$)
Mobile pedestal – inner drawers 	<i>Pedestal with full-height front concealing 1 box drawer and 1 file drawer with suspension bar. Brakes on front casters. Lock. Pencil tray. Fits under a work surface. 1 tone only.</i>			
	15 x 18 x 20 3/4	390 x 450 x 527	3NN_-MP1518IF	662
Specify the handle code (E, F).				

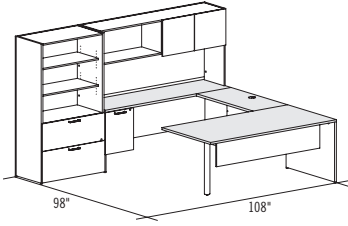
2-TONE LAMINATE APPLICATION: SHADED AREA CORRESPONDS TO THE FIRST CODE TO BE SPECIFIED. SECOND LAMINATE CODE WILL BE APPLIED TO THE REST OF THE PRODUCT.

 = QUICKSHIP  = ASSEMBLY REQUIRED



SUGGESTIONS

31NE-PLAN01

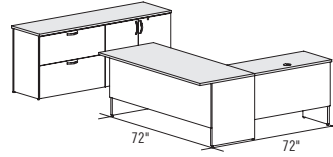


Plan shown in Concept 300 Flyer:

31NE-PLAN01	\$4,033
1 31NN-RTM3672	
1 31NN-BR2042	
1 31NE-IF2072S	
1 3NNN-E723616PR	
1 3NNE-203665LFE	

Square pull (E).

31NF-PLAN03

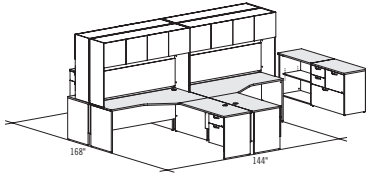


Plan shown in Concept 300 Flyer:

31NF-PLAN03	\$3,135
1 31NF-S3072F	
1 31NF-IF2042R	
1 31NF-LF2072B	

Round pull (F).

31NF-PLAN02



Plan shown in Concept 300 Flyer:

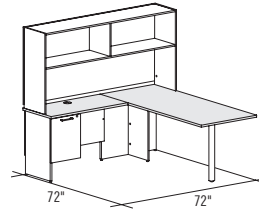
31NF-PLAN02	\$13,000
2 31NN-CM723624A	
2 31NN-CM367224A	
2 31NF-F2448R	
2 31NF-R2448F	
4 3NNN-E724416P	
1 31NF-2036CO	
1 31NN-2036BE	

Round pull (F).

Options	\$14,642
----------------	-----------------

- 4 LGC-TK7019E

31NE-PLAN04



Plan shown in Concept 300 Flyer:

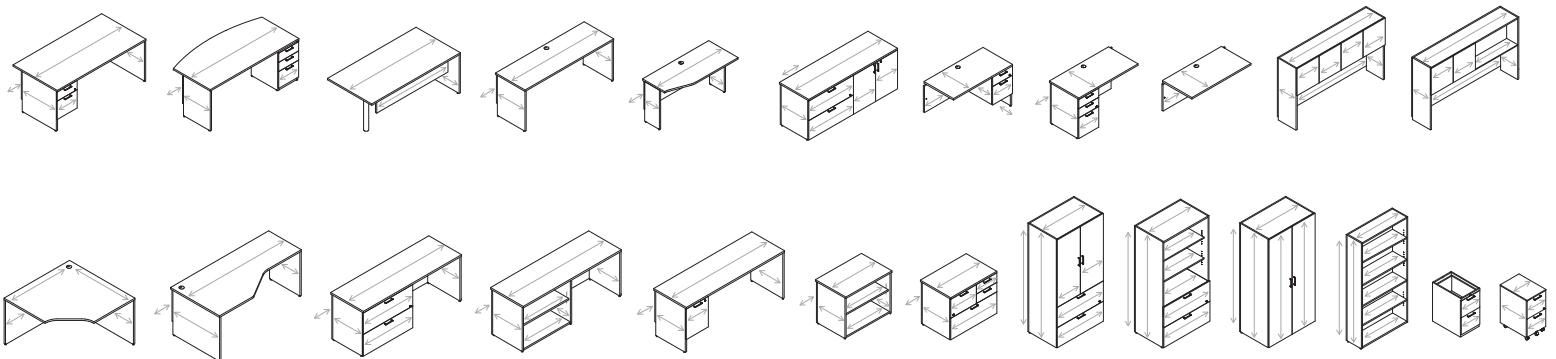
31NE-PLAN04	\$1,983
1 31NN-RT3072	
1 31NE-IF2042R	
1 3NNN-E723616	

Square pull (E).

Options	\$2,382
----------------	----------------

- 1 LGC-TK7015E

TYPICAL WOOD GRAIN DIRECTION FOR CONCEPT 300:



2-TONE LAMINATE APPLICATION: SHADED AREA CORRESPONDS TO THE FIRST CODE TO BE SPECIFIED. SECOND LAMINATE CODE WILL BE APPLIED TO THE REST OF THE PRODUCT.

= ASSEMBLY REQUIRED

= QUICKSHIP

READY TO SHIP IN 5 DAYS!

All C.A. products and suggested layouts are part of the **Lacasse quick delivery program**. For complete program details, please refer to page 3 of the February 2015 Lacasse Price Book.




C.A.

EDGEBANDING

Furniture with 1" (25 mm) thick tops.

N EDGE




Smooth 1/8" (3 mm) thick edge.

The **N edge** is **matched with the finish specified for the surface**.

HANDLE

Metal handle.

E – Square, Silver



REVERSIBLE



All C.A. storage and work surfaces are reversible and fit together left or right. A big plus if you change your space... or change your mind!

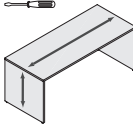
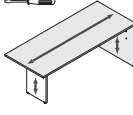
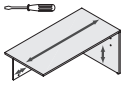
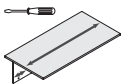
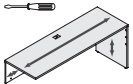


CODIFICATION


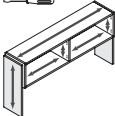
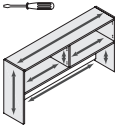


Series	Options		
	Thickness	Handle	Accent color
CA	1 Thermofused laminate 1"	E Square	S Silver

IMPORTANT

All LACASSE laminate colors are available except for the modular pedestal and the lateral file unit which come in Snow (SNO) finish only. All furniture is shipped ready-to-assemble, except the modular pedestal and the lateral file unit which ship assembled.

Casegoods are made of particleboard panels finished on both sides with mar-resistant high-performance thermofused laminate (45 lbs/ft³). The black full extension ball bearing suspensions have a load capacity of 100 lbs to 150 lbs depending on the type of drawer. The lateral file unit has an anti-tipping system. All door hinges are 110°. Levelers allow up to 1 1/2" (38 mm) height adjustment.

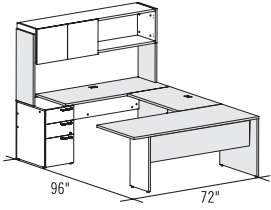
	W x D x H (in)	W x D x H (mm)	Code	Price (\$)
Desk shell 	<i>Recessed half-height modesty panel.</i>			
	72 x 30 x 29	1800 x 750 x 735	CA1NN-TDM3072	615
Rectangular table with modesty panel 	<i>Reversible. Half-height laminate modesty panel.</i>			
	72 x 30 x 29	1800 x 750 x 735	CA1NN-RTM3072	578
Rectangular surface-return with modesty panel 	<i>Reversible. Recessed half-height modesty panel. Can accommodate 1 modular pedestal or 1 lateral file unit.</i>			
	60 x 30 x 29	1500 x 750 x 735	CA1NN-RTS3060	452
Rectangular surface with modesty panel 	<i>Recessed half-height modesty panel. Can accommodate 2 modular pedestals or 2 lateral file units.</i>			
	60 x 30 x 29	1500 x 750 x 735	CA1NN-BD3060	367
Return shells 	<i>Reversible. Half-height modesty panel. Can accommodate 1 modular pedestal or 1 lateral file unit. Grommet.</i>			
	72 x 24 x 29	1800 x 600 x 735	CA1NS-R2472S	433
	60 x 24 x 29	1500 x 600 x 735	CA1NS-R2460S	421
	48 x 24 x 29	1200 x 600 x 735	CA1NS-R2448S	404
Bridge-return 	<i>Reversible. Half-height modesty panel. Grommet.</i>			
	42 x 24 x 29	1050 x 600 x 735	CA1NS-BR2442	278
Modular pedestal 	<i>2 box drawers, 1 file drawer with suspension bar. Pencil tray. Lock. Must be installed under a surface. Snow (SNO) finish only.</i>			
	16 x 23 x 28	400 x 598 x 713	CANES-P1623UFL	748

	W x D x H (in)	W x D x H (mm)	Code	Price (\$)
Lateral file unit 	<i>2 file drawers with suspension bar. Lock. Can be used freestanding or can be installed under a surface. Snow (SNO) finish only.</i>			
	36 x 23 x 28	900 x 598 x 713	CANES-2336LFL	959
Hutches with open back, adjustable sides – 36" H 	<i>Clearance: 19 3/16" (488 mm). Side panels allow up to 1" (25 mm) height adjustment. Can accommodate a set of 2 or 4 doors.</i>			
	72 x 16 x 36	1800 x 400 x 900	CANNN-EA723616	603
	60 x 16 x 36	1500 x 400 x 900	CANNN-EA603616	578
Hutches with closed back, adjustable sides – 36" H 	<i>Clearance: 19 3/16" (488 mm). Grommet on the back. Can accommodate a set of 2 or 4 doors.</i>			
	72 x 16 x 36	1800 x 400 x 900	CANNN-E723616	603
	60 x 16 x 36	1800 x 400 x 900	CANNN-E603616	578
Sets of 4 doors for hutches 	<i>Hardware included.</i>			
	<i>For hutches with open back.</i>			
	72 x 16 x 3/8	1800 x 400 x 16	CANNN-EA72P4	253
	60 x 16 x 3/8	1500 x 400 x 16	CANNN-EA60P4	241
	<i>For hutches with closed back.</i>			
	72 x 16 x 3/8	1800 x 400 x 16	CANNN-E72P4	253
	60 x 16 x 3/8	1500 x 400 x 16	CANNN-E60P4	241
Sets of 2 doors for hutches 	<i>Hardware included.</i>			
	<i>For hutches with open back.</i>			
	36 x 16 x 3/8	900 x 400 x 16	CANNN-EA72P2	126
	30 x 16 x 3/8	750 x 400 x 16	CANNN-EA60P2	120
	<i>For hutches with closed back.</i>			
	36 x 16 x 3/8	900 x 400 x 16	CANNN-E72P2	126
	30 x 16 x 3/8	750 x 400 x 16	CANNN-E60P2	120

SUGGESTIONS

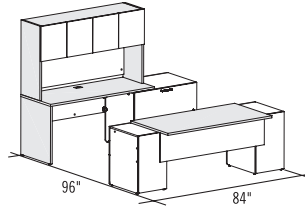


CA-PLAN01



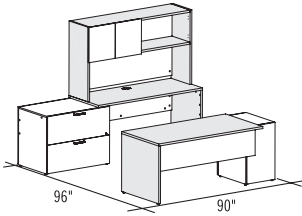
QSCA1ES-PLAN01		\$2,755
1	QSCA1NN-RTM3072	
1	QSCA1NS-BR2442	
1	QSCA1NS-R2460S	
1	QSCANES-P1623UFL	
1	QSCANNN-EA723616	
1	QSCANNN-EA72P2	

CA-PLAN03



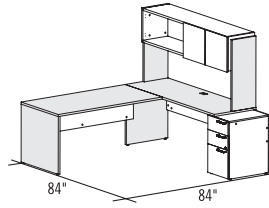
QSCA1ES-PLAN03		\$4,062
1	QSCA1NN-BD3060	
2	QSCANES-P1623UFL	
1	QSCA1NS-R2460S	
1	QSCANES-2336LFL	
1	QSCANNN-E603616	
1	QSCANNN-E60P4	

CA-PLAN02



QSCA1ES-PLAN02		\$3,280
1	QSCA1NN-RTS3060	
1	QSCANES-P1623UFL	
1	QSCA1NS-R2460S	
1	QSCANES-2336LFL	
1	QSCANNN-E603616	
1	QSCANNN-E60P2	

CA-PLAN04



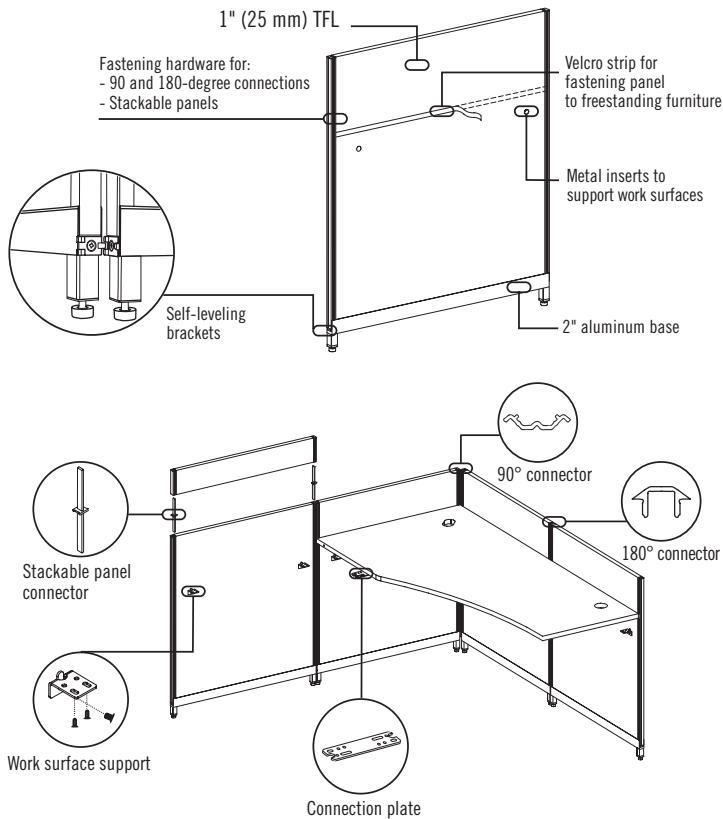
QSCA1ES-PLAN04		\$2,362
1	QSCA1NN-RTS3060	
1	QSCANES-P1623UFL	
1	QSCA1NS-R2472S	
1	QSCANNN-EA723616	
1	QSCANNN-EA72P2	

PANGRAM IS THE PERFECT SOLUTION FOR WORKSPACE DIVISION NEEDS

Panels provide affordable privacy and support for work surfaces and accessories. This well-designed laminate panel system focuses on ease of use, flexibility and modularity. Compatible with PanGram surfaces and all other Lacasse laminate series.

SPECIFICATIONS AND CONSTRUCTION


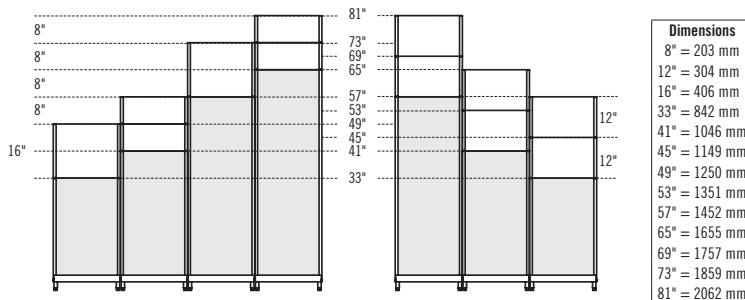
PANEL CONSTRUCTION





PANEL & STACKABLE PANEL HEIGHT COMBINATIONS

Base panels are available in heights of 33" to 65" (837 to 1650 mm) and are available in all Lacasse laminate finishes.

Stackable panels are available in a choice of laminate, fabric or translucent material.




180° PVC connectors fit snugly in the grooves of the panel end moldings for a tight link between panels in a straight line.




The end molding and the top cap have inverted slots that self-align the panels.



A 90° PVC connecting strip is used to attach two, three or four panels together, for corner, T plan or cluster application.



Accent translucent panels are easily installed.




Install accessories with metal support (pencil tray, rail, shelf) at the right height before installing the next stackable panel.



An adhesive channel is available to manage power and communication cables.



Replace a leveler by a stabilizer foot at the end of an unattached run of panels.



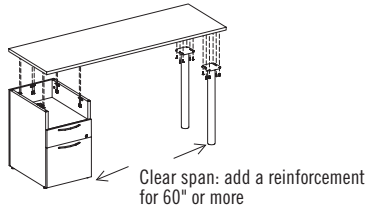
Start a panel run from a wall, a pillar... Screw the wall-starter, snap a 180° connector between the starter and the panel, *et voilà!* Really simple, isn't it?



SURFACES

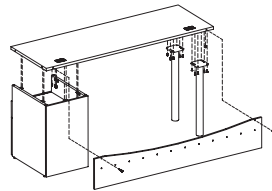
Surfaces without GR in their product code are neither equipped with grommets nor pre-drilled along the edges.

Metal-on-metal assembly.



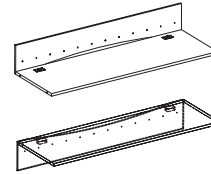
GR SURFACES

When GR is specified in the surface product code, one or more grommets are added. In addition, pre-drillings along the edges enables compatibility with SC screens.



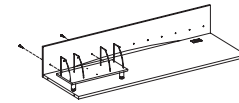
SC SCREENS

SC screens may be installed and positioned as modesty panels or as privacy screens, according to needs.



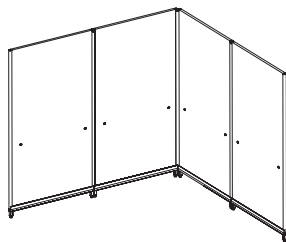
SH SHELVES

SH shelves are used jointly with SC screens.

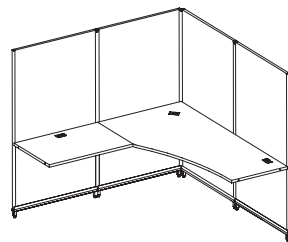


HOW TO SPECIFY

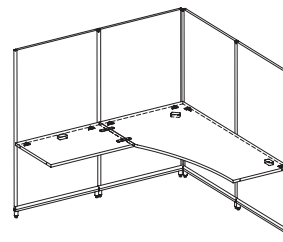
1. Order panels and stackables.



2. Order surfaces.



3. Order supports.



4. Add complementary parts.

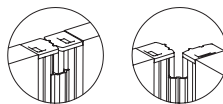
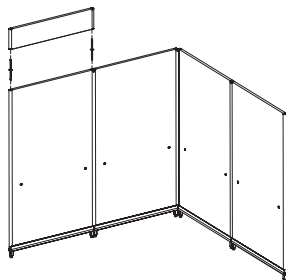
- Metal legs
- Storage units, pedestals
- Accessories

Surface types:

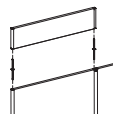
- Rectangular
- Extended corners
- Asymmetrical
- 120° corners

- 2 surface supports per panel side (PNNN-SB sold separately, 10/pack)
- 2 connection plates per surface joint (LGC-FLP sold separately, 10/pack)

NOTES:

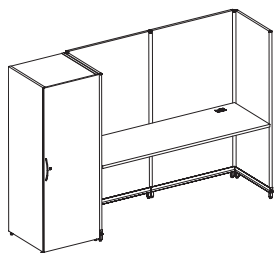


Panel connectors supplied with panels.



Stackable panel connectors included.

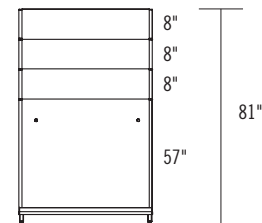
RECOMMENDATIONS AND GOOD PRACTICES



It is recommended that panel arrangements be stabilized by fastening them to the surfaces and by pressing other furniture against them if possible.

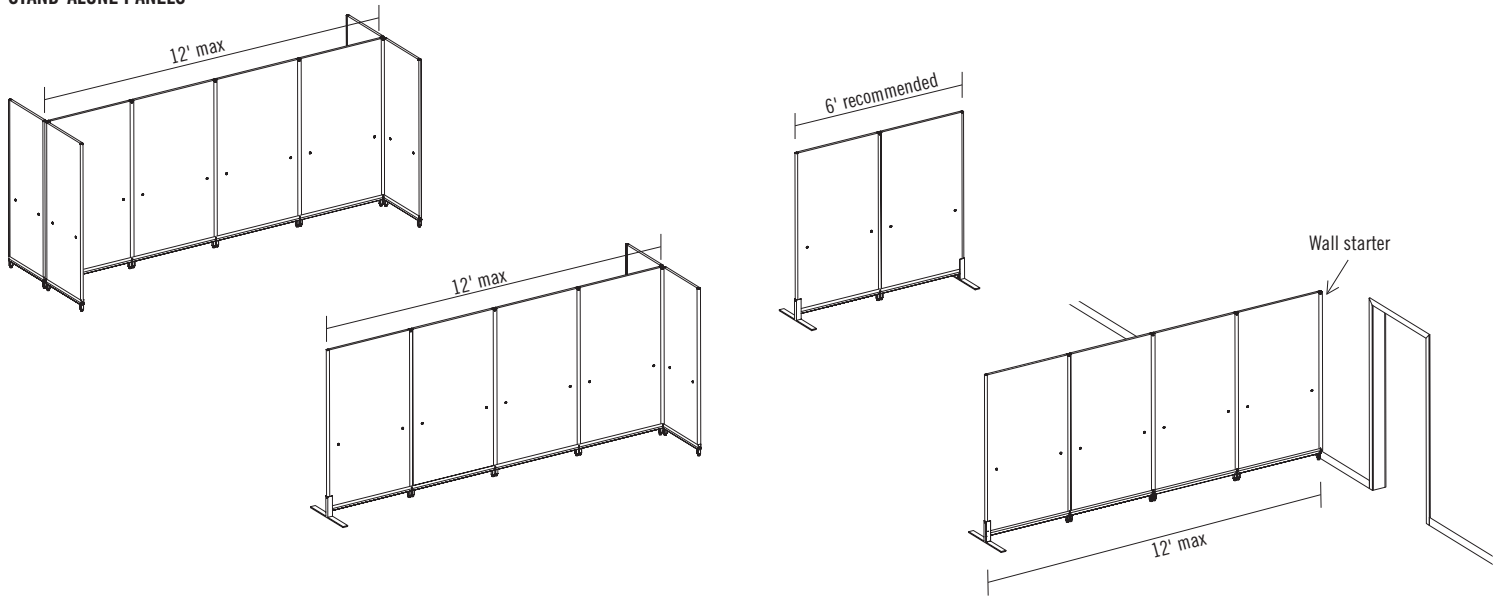
GENERAL RULES

- Maximum monolith height: 65" with stackables: 81"
- available in 8" H (203 mm), 12" H (304 mm) and 16" H (406 mm)
- Maximum number of stackable panels that can be stacked: 3 (including glass panels)

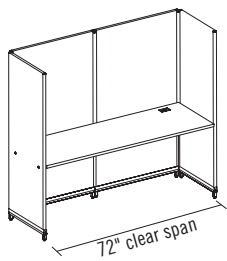


RECOMMENDATIONS AND GOOD PRACTICES (CONT'D)

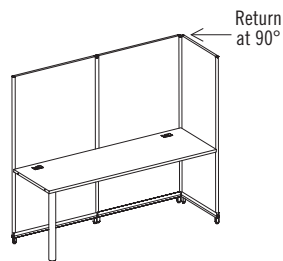
STAND-ALONE PANELS



SURFACES

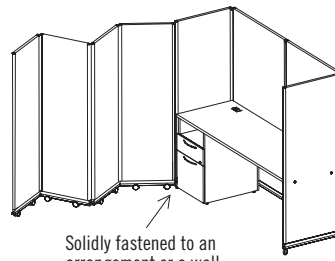


When the span exceeds 72", it is recommended that a metal leg or a storage unit be added to support the surface.



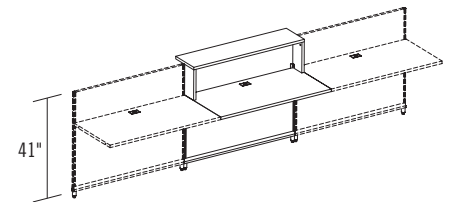
All arrangements of panels, surfaces and metal legs must include at least 1 return panel positioned at a 90° angle.

ACCORDION PANEL



Solidly fastened to an arrangement or a wall

TRANSACTION SHELVES



- Fits only on 41"-tall panels.
- Must have a surface on 1 side of panel.

* For electrification and communication, refer to ELECTRICOM II on page 143.


Other uses:

PanGram panels may be used in conjunction with any other Lacasse collection. The highly effective Velcro strip supplied with the panels enables the latter to be properly secured to the units.

EDGE BANDING

Furniture with 1" (25 mm) thick tops.

N Edge – 1" (25 mm)




Smooth, 1/8" (3 mm) thick edge.


The N edge is matched with the finish specified for the surface.

HANDLES AND LEGS

Choices of 2 molded metal handles and 2 types of legs: square 2" (50 mm) or round 2½" (63,5 mm) in diameter. All are offered finished Anthracite Grey or Silver.




QA – Square, Anthracite Grey




QS – Square, Silver



Q – Square



VA – Round, Anthracite Grey



VS – Round, Silver



V – Round

CODIFICATION

Series	Options		
	Thickness	Handles / Legs	Accent color
P	1 Thermofused laminate 1"	Q Square V Round	A Anthracite Grey S Silver

READY TO SHIP IN 5 DAYS!

Several suggested layouts, components and accessories identified by this pictogram are part of the **Lacasse quick delivery program**.

Please refer to page 3 for complete program details.

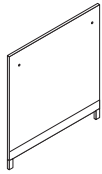


	W x D x H (in)	W x D x H (mm)	Code	Price (\$)
--	----------------	----------------	------	------------

LAMINATE PANELS

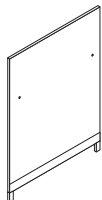
Metal base. Levelers allow 1/4" height adjustment. Supports for surfaces can be installed on both sides of the panel. 90° and 180° connectors included.

33" H panels	W x D x H (in)	W x D x H (mm)	Code	Price (\$)
	20 x 1 x 33	500 x 25 x 837	PNN_-SFLX3320	350
	24 x 1 x 33	600 x 25 x 837	PNN_-SFLX3324	372
	30 x 1 x 33	750 x 25 x 837	PNN_-SFLX3330	404
	36 x 1 x 33	900 x 25 x 837	PNN_-SFLX3336	427
	42 x 1 x 33	1050 x 25 x 837	PNN_-SFLX3342	447
	48 x 1 x 33	1200 x 25 x 837	PNN_-SFLX3348	470




Specify the accent color (A, S).

41" H panels	W x D x H (in)	W x D x H (mm)	Code	Price (\$)
	20 x 1 x 41	500 x 25 x 1040	PNN_-SFLX4120	372
	24 x 1 x 41	600 x 25 x 1040	PNN_-SFLX4124	404
	30 x 1 x 41	750 x 25 x 1040	PNN_-SFLX4130	427
	36 x 1 x 41	900 x 25 x 1040	PNN_-SFLX4136	447
	42 x 1 x 41	1050 x 25 x 1040	PNN_-SFLX4142	470
	48 x 1 x 41	1200 x 25 x 1040	PNN_-SFLX4148	501




Specify the accent color (A, S).

57" H panels	W x D x H (in)	W x D x H (mm)	Code	Price (\$)
	20 x 1 x 57	500 x 25 x 1446	PNN_-SFLX5720	404
	24 x 1 x 57	600 x 25 x 1446	PNN_-SFLX5724	427
	30 x 1 x 57	750 x 25 x 1446	PNN_-SFLX5730	447
	36 x 1 x 57	900 x 25 x 1446	PNN_-SFLX5736	470
	42 x 1 x 57	1050 x 25 x 1446	PNN_-SFLX5742	501
	48 x 1 x 57	1200 x 25 x 1446	PNN_-SFLX5748	530



Specify the accent color (A, S).

	W x D x H (in)	W x D x H (mm)	Code	Price (\$)
65" H panels	20 x 1 x 65	500 x 25 x 1650	PNN_-SFLX6520	427
	24 x 1 x 65	600 x 25 x 1650	PNN_-SFLX6524	447
	30 x 1 x 65	750 x 25 x 1650	PNN_-SFLX6530	470
	36 x 1 x 65	900 x 25 x 1650	PNN_-SFLX6536	501
	42 x 1 x 65	1050 x 25 x 1650	PNN_-SFLX6542	530
	48 x 1 x 65	1200 x 25 x 1650	PNN_-SFLX6548	555

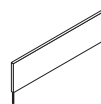


Specify the accent color (A, S).

STACKABLE LAMINATE PANELS

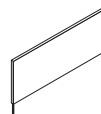
90° and 180° connectors included.

8" H panels	W x D x H (in)	W x D x H (mm)	Code	Price (\$)
	20 x 1 x 8	500 x 25 x 203	PNN_-SOLX0820	248
	24 x 1 x 8	600 x 25 x 203	PNN_-SOLX0824	259
	30 x 1 x 8	750 x 25 x 203	PNN_-SOLX0830	271
	36 x 1 x 8	900 x 25 x 203	PNN_-SOLX0836	283
	42 x 1 x 8	1050 x 25 x 203	PNN_-SOLX0842	295
	48 x 1 x 8	1200 x 25 x 203	PNN_-SOLX0848	312



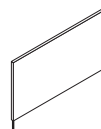
Specify the accent color (A, S).

12" H panels	W x D x H (in)	W x D x H (mm)	Code	Price (\$)
	20 x 1 x 12	500 x 25 x 304	PNN_-SOLX1220	253
	24 x 1 x 12	600 x 25 x 304	PNN_-SOLX1224	265
	30 x 1 x 12	750 x 25 x 304	PNN_-SOLX1230	278
	36 x 1 x 12	900 x 25 x 304	PNN_-SOLX1236	290
	42 x 1 x 12	1050 x 25 x 304	PNN_-SOLX1242	301
	48 x 1 x 12	1200 x 25 x 304	PNN_-SOLX1248	320

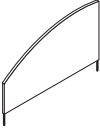



Specify the accent color (A, S).

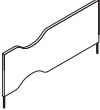
16" H panels	W x D x H (in)	W x D x H (mm)	Code	Price (\$)
	20 x 1 x 16	500 x 25 x 406	PNN_-SOLX1620	259
	24 x 1 x 16	600 x 25 x 406	PNN_-SOLX1624	271
	30 x 1 x 16	750 x 25 x 406	PNN_-SOLX1630	283
	36 x 1 x 16	900 x 25 x 406	PNN_-SOLX1636	295
	42 x 1 x 16	1050 x 25 x 406	PNN_-SOLX1642	312
	48 x 1 x 16	1200 x 25 x 406	PNN_-SOLX1648	327

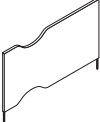


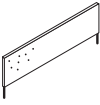
Specify the accent color (A, S).

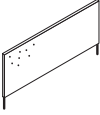
	W x D x H (in)	W x D x H (mm)	Code	Price (\$)
CURVED STACKABLE LAMINATE PANELS				
<i>90° and 180° connectors included.</i>				
16" H panels 	20 x 1 x 16	500 x 25 x 406	PNN_-SOLX1620C	265
	24 x 1 x 16	600 x 25 x 406	PNN_-SOLX1624C	278
	30 x 1 x 16	750 x 25 x 406	PNN_-SOLX1630C	290
	36 x 1 x 16	900 x 25 x 406	PNN_-SOLX1636C	301
	42 x 1 x 16	1050 x 25 x 406	PNN_-SOLX1642C	320
	48 x 1 x 16	1200 x 25 x 406	PNN_-SOLX1648C	332
	Specify the accent color (A, S).			

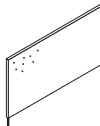
	W x D x H (in)	W x D x H (mm)	Code	Price (\$)
OPEN STACKABLE LAMINATE PANELS				
<i>90° and 180° connectors included.</i>				
8" H panels 	20 x 1 x 8	500 x 25 x 203	PNN_-SOLX08200	283
	24 x 1 x 8	600 x 25 x 203	PNN_-SOLX08240	295
	30 x 1 x 8	750 x 25 x 203	PNN_-SOLX08300	312
	36 x 1 x 8	900 x 25 x 203	PNN_-SOLX08360	332
	42 x 1 x 8	1050 x 25 x 203	PNN_-SOLX08420	350
	48 x 1 x 8	1200 x 25 x 203	PNN_-SOLX08480	367
	Specify the accent color (A, S).			


	W x D x H (in)	W x D x H (mm)	Code	Price (\$)
12" H panels 	20 x 1 x 12	500 x 25 x 304	PNN_-SOLX12200	290
	24 x 1 x 12	600 x 25 x 304	PNN_-SOLX12240	301
	30 x 1 x 12	750 x 25 x 304	PNN_-SOLX12300	320
	36 x 1 x 12	900 x 25 x 304	PNN_-SOLX12360	337
	42 x 1 x 12	1050 x 25 x 304	PNN_-SOLX12420	356
	48 x 1 x 12	1200 x 25 x 304	PNN_-SOLX12480	372
	Specify the accent color (A, S).			


	W x D x H (in)	W x D x H (mm)	Code	Price (\$)
16" H panels 	20 x 1 x 16	500 x 25 x 406	PNN_-SOLX16200	295
	24 x 1 x 16	600 x 25 x 406	PNN_-SOLX16240	312
	30 x 1 x 16	750 x 25 x 406	PNN_-SOLX16300	327
	36 x 1 x 16	900 x 25 x 406	PNN_-SOLX16360	343
	42 x 1 x 16	1050 x 25 x 406	PNN_-SOLX16420	362
	48 x 1 x 16	1200 x 25 x 406	PNN_-SOLX16480	387
	Specify the accent color (A, S).			


	W x D x H (in)	W x D x H (mm)	Code	Price (\$)
STACKABLE FABRIC PANELS				
<i>90° and 180° connectors included. These prices are applicable for United Chair® Grade 1 and 2 fabrics. For other United Chair® grades add: Grade 3: 15%, Grade 4: 20%, Grade 5: 25%, Grade 6: 30%, Grade 7: 35%.</i>				
8" H panels 	20 x 1 x 8	500 x 25 x 203	PNN_-SOFX0820	327
	24 x 1 x 8	600 x 25 x 203	PNN_-SOFX0824	337
	30 x 1 x 8	750 x 25 x 203	PNN_-SOFX0830	350
	36 x 1 x 8	900 x 25 x 203	PNN_-SOFX0836	362
	42 x 1 x 8	1050 x 25 x 203	PNN_-SOFX0842	372
	48 x 1 x 8	1200 x 25 x 203	PNN_-SOFX0848	387
Specify the accent color (A, S).				

	W x D x H (in)	W x D x H (mm)	Code	Price (\$)
12" H panels 	20 x 1 x 12	500 x 25 x 304	PNN_-SOFX1220	332
	24 x 1 x 12	600 x 25 x 304	PNN_-SOFX1224	343
	30 x 1 x 12	750 x 25 x 304	PNN_-SOFX1230	356
	36 x 1 x 12	900 x 25 x 304	PNN_-SOFX1236	367
	42 x 1 x 12	1050 x 25 x 304	PNN_-SOFX1242	387
	48 x 1 x 12	1200 x 25 x 304	PNN_-SOFX1248	398
Specify the accent color (A, S).				


	W x D x H (in)	W x D x H (mm)	Code	Price (\$)
16" H panels 	20 x 1 x 16	500 x 25 x 406	PNN_-SOFX1620	337
	24 x 1 x 16	600 x 25 x 406	PNN_-SOFX1624	350
	30 x 1 x 16	750 x 25 x 406	PNN_-SOFX1630	362
	36 x 1 x 16	900 x 25 x 406	PNN_-SOFX1636	372
	42 x 1 x 16	1050 x 25 x 406	PNN_-SOFX1642	398
	48 x 1 x 16	1200 x 25 x 406	PNN_-SOFX1648	410
	Specify the accent color (A, S).			

	W x D x H (in)	W x D x H (mm)	Code	Price (\$)
TRANSLUCENT SCREENS				
<i>Required assembly hardware included.</i>				
8" H screens 	20 x ¼ x 8	461 x 6 x 203	PNN_-SAGX0820	223
	24 x ¼ x 8	561 x 6 x 203	PNN_-SAGX0824	235
	30 x ¼ x 8	711 x 6 x 203	PNN_-SAGX0830	248
	36 x ¼ x 8	861 x 6 x 203	PNN_-SAGX0836	259
	42 x ¼ x 8	1011 x 6 x 203	PNN_-SAGX0842	271
	48 x ¼ x 8	1161 x 6 x 203	PNN_-SAGX0848	283
	Specify the accent color (A, S).			

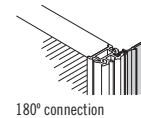
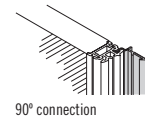
	W x D x H (in)	W x D x H (mm)	Code	Price (\$)
12" H screens 	20 x ¼ x 12	461 x 6 x 304	PNN_-SAGX1220	248
	24 x ¼ x 12	561 x 6 x 304	PNN_-SAGX1224	259
	30 x ¼ x 12	711 x 6 x 304	PNN_-SAGX1230	271
	36 x ¼ x 12	861 x 6 x 304	PNN_-SAGX1236	283
	42 x ¼ x 12	1011 x 6 x 304	PNN_-SAGX1242	295
	48 x ¼ x 12	1161 x 6 x 304	PNN_-SAGX1248	320
	Specify the accent color (A, S).			


	W x D x H (in)	W x D x H (mm)	Code	Price (\$)
16" H screens 	20 x ¼ x 16	461 x 6 x 406	PNN_-SAGX1620	271
	24 x ¼ x 16	561 x 6 x 406	PNN_-SAGX1624	283
	30 x ¼ x 16	711 x 6 x 406	PNN_-SAGX1630	295
	36 x ¼ x 16	861 x 6 x 406	PNN_-SAGX1636	320
	42 x ¼ x 16	1011 x 6 x 406	PNN_-SAGX1642	332
	48 x ¼ x 16	1161 x 6 x 406	PNN_-SAGX1648	350
	Specify the accent color (A, S).			

	W x D x H (in)	W x D x H (mm)	Code	Price (\$)
MOBILE LAMINATE FOLDING SCREENS				
<i>Four sections 20" wide. Note: Must be attached to a wall, furniture or fixed panel. Total height of panels must not exceed 65" H.</i>				
	20 x 1 x 8	500 x 25 x 203	PNN_-SOLX08200	1,114
	20 x 1 x 12	500 x 25 x 304	PNN_-SOLX12200	1,242
	20 x 1 x 16	500 x 25 x 406	PNN_-SOLX16200	1,368
Items discontinued				
Specify the accent color (A, S).				

	W x D x H (in)	W x D x H (mm)	Code	Price (\$)
Wall starter 	1 x ¾ x 30	25 x 22 x 728	PNN_-WF33	114
	1 x ¾ x 38	25 x 22 x 931	PNN_-WF41	126
	1 x ¾ x 54	25 x 22 x 1337	PNN_-WF57	139
	1 x ¾ x 63	25 x 22 x 1542	PNN_-WF65	151
	Specify the accent color (A, S).			


	W x D x H (in)	W x D x H (mm)	Code	Price (\$)
Hardware for fastening panel to furniture (plastic)	1½ x ¾ x 70	37 x 9 x 1773	PNN_-FPBP73	109
Specify the accent color (A, S).				




	W x D x H (in)	W x D x H (mm)	Code	Price (\$)
Stabilizer foot 	<i>Total height of panels must not exceed 65" H.</i>			
	22 x 2 x 8	550 x 50 x 220	PNN_-PS22	186
Specify the accent color (A, S).				

SURFACES EQUIPPED WITH GROMMET AND PRE-DRILLED FOR SC SCREENS

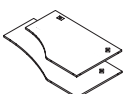
Order a LGC-BAR for all surfaces wider than 60" not supported by a pedestal or other storage unit, refer to page 103. Required assembly hardware for panel (PNNN-SB) sold separately, refer to page 100. Shapes and sizes of the modular surfaces coordinate with those of freestanding furniture. Use tubular legs (with or without casters), storage units, lateral files, etc. as supports.

Rectangular surfaces	Compatible with PanGram privacy screens.			Price (\$)
	72 x 24 x 1	1800 x 600 x 25	P1N_-TR2472GR	398
	66 x 24 x 1	1650 x 600 x 25	P1N_-TR2466GR	381
	60 x 24 x 1	1500 x 600 x 25	P1N_-TR2460GR	362
72" to 60": 2 grommets	54 x 24 x 1	1350 x 600 x 25	P1N_-TR2454GR	343
48" to 36": 1 grommet	48 x 24 x 1	1250 x 600 x 25	P1N_-TR2448GR	327
	42 x 24 x 1	1050 x 600 x 25	P1N_-TR2442GR	301
	36 x 24 x 1	900 x 600 x 25	P1N_-TR2436GR	283

Specify the accent color (A, S).


D-shaped surfaces	Compatible with PanGram privacy screens.			Price (\$)
	78 x 36 x 1	1950 x 900 x 25	P1N_-TD3678GR	494
	78 x 30 x 1	1950 x 750 x 25	P1N_-TD3078GR	464
	60 x 30 x 1	1500 x 750 x 25	P1N_-TD3060GR	404

Specify the accent color (A, S).

Left extended corner surfaces, 24" D	Compatible with PanGram privacy screens.			Price (\$)
	72 x 36 x 1	1800 x 900 x 25	P1N_-TC723624GR	476
	54 x 36 x 1	1350 x 900 x 25	P1N_-TC543624GR	427


Specify the accent color (A, S).

72": 2 grommets
54": 1 grommet

Right extended corner surfaces, 24" D	Compatible with PanGram privacy screens.			Price (\$)
	72 x 36 x 1	1800 x 900 x 25	P1N_-TC367224GR	476
	54 x 36 x 1	1350 x 900 x 25	P1N_-TC365424GR	427


Specify the accent color (A, S).

72": 2 grommets
54": 1 grommet

Asymmetrical surfaces, 24" on left, 30" on right	Compatible with PanGram privacy screens.			Price (\$)
	72 x 30 x 1	1800 x 750 x 25	P1N_-TA247230GR	464
	66 x 30 x 1	1650 x 750 x 25	P1N_-TA246630GR	452
	60 x 30 x 1	1500 x 750 x 25	P1N_-TA246030GR	441
	54 x 30 x 1	1350 x 750 x 25	P1N_-TA245430GR	427
	36 x 30 x 1	900 x 750 x 25	P1N_-TA243630GR	416


Specify the accent color (A, S).

72" to 60": 2 grommets
54" to 36": 1 grommet

Asymmetrical surfaces, 30" on left, 24" on right	Compatible with PanGram privacy screens.			Price (\$)
	72 x 30 x 1	1800 x 750 x 25	P1N_-TA307224GR	464
	66 x 30 x 1	1650 x 750 x 25	P1N_-TA306624GR	452
	60 x 30 x 1	1500 x 750 x 25	P1N_-TA306024GR	441
	54 x 30 x 1	1350 x 750 x 25	P1N_-TA305424GR	427
	36 x 30 x 1	900 x 750 x 25	P1N_-TA303624GR	416


Specify the accent color (A, S).

72" to 60": 2 grommets
54" to 36": 1 grommet


120° surfaces, 30" D	Not compatible with PanGram privacy screens. Can accommodate 5 legs.			Price (\$)
	48 x 30 x 1	1200 x 750 x 25	P1N_-TCA3048GR	825
	42 x 30 x 1	1050 x 750 x 25	P1N_-TCA3042GR	759
	36 x 30 x 1	900 x 750 x 25	P1N_-TCA3036GR	693

Specify the accent color (A, S).


SURFACES


120° surfaces, 24" D	Not compatible with PanGram privacy screens. Can accommodate 5 legs.			Price (\$)
	48 x 24		P1N_-TR2448GR	784
	42 x 24		P1N_-TR2442GR	718
	36 x 24		P1N_-TR2436GR	656


Item discontinued

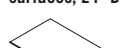
Panel bracket kit	Kit of 10 brackets with hardware to mount surfaces on laminate panels. Panel can receive 2 brackets on each side.			Price (\$)
	2 x 1¼ x 1½	50 x 33 x 38	PNNN-SB	61


SURFACES


Rectangular surfaces	Not compatible with PanGram privacy screens.			Price (\$)
	72 x 24 x 1	1800 x 600 x 25	P1NN-TR2472	372
	66 x 24 x 1	1650 x 600 x 25	P1NN-TR2466	356
	60 x 24 x 1	1500 x 600 x 25	P1NN-TR2460	337
	54 x 24 x 1	1350 x 600 x 25	P1NN-TR2454	320
	48 x 24 x 1	1200 x 600 x 25	P1NN-TR2448	312
	42 x 24 x 1	1050 x 600 x 25	P1NN-TR2442	290
	36 x 24 x 1	900 x 600 x 25	P1NN-TR2436	271
	18 x 24 x 1	450 x 600 x 25	P1NN-TR2418	235


D-shaped surfaces	Not compatible with PanGram privacy screens.			Price (\$)
	78 x 36 x 1	1950 x 900 x 25	P1NN-TD3678	483
	78 x 30 x 1	1950 x 750 x 25	P1NN-TD3078	452
	60 x 30 x 1	1500 x 750 x 25	P1NN-TD3060	392


Left extended corner surfaces, 24" D	Not compatible with PanGram privacy screens.			Price (\$)
	72 x 36 x 1	1800 x 900 x 25	P1NN-TC723624	452
	54 x 36 x 1	1350 x 900 x 25	P1NN-TC543624	404

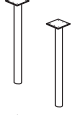



Right extended corner surfaces, 24" D	Not compatible with PanGram privacy screens.			Price (\$)
	72 x 36 x 1	1800 x 900 x 25	P1NN-TC367224	452
	54 x 36 x 1	1350 x 900 x 25	P1NN-TC365424	404





Asymmetrical surfaces, 24" on left, 30" on right	Not compatible with PanGram privacy screens.			Price (\$)
	72 x 30 x 1	1800 x 750 x 25	P1NN-TA247230	441
	66 x 30 x 1	1650 x 750 x 25	P1NN-TA246630	427
	60 x 30 x 1	1500 x 750 x 25	P1NN-TA246030	416
	54 x 30 x 1	1350 x 750 x 25	P1NN-TA245430	404
	36 x 30 x 1	900 x 750 x 25	P1NN-TA243630	392

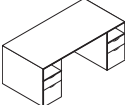
Asymmetrical surfaces, 30" on left, 24" on right	Not compatible with PanGram privacy screens.			Price (\$)
	72 x 30 x 1	1800 x 750 x 25	P1NN-TA307224	441
	66 x 30 x 1	1650 x 750 x 25	P1NN-TA306624	427
	60 x 30 x 1	1500 x 750 x 25	P1NN-TA306024	416
	54 x 30 x 1	1350 x 750 x 25	P1NN-TA305424	404
	36 x 30 x 1	900 x 750 x 25	P1NN-TA303624	392

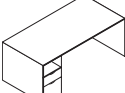
120° surfaces, 30" D	Not compatible with PanGram privacy screens. Can accommodate 5 legs.			Price (\$)
	48 x 30 x 1	1200 x 750 x 25	P1NN-TCA3048	813
	42 x 30 x 1	1050 x 750 x 25	P1NN-TCA3042	748
	36 x 30 x 1	900 x 750 x 25	P1NN-TCA3036	682

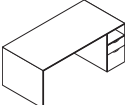
	W x D x H (in)	W x D x H (mm)	Code	Price (\$)
120° surfaces, 24" D	<i>Not compatible with PanGram privacy screens. Can accommodate 5 legs.</i>			
	48 x 24 x 1	1200 x 600 x 25	P1NN-TCA2448	772
	42 x 24 x 1	1050 x 600 x 25	P1NN-TCA2442	705
	36 x 24 x 1	900 x 600 x 25	P1NN-TCA2436	645


Metal fixed legs				
<i>Round leg.</i>				
	2 x 2 x 28	51 x 51 x 713	TNN-VTL	126
Specify the accent color (A, S).				
<i>Square leg.</i>				
	2 x 2 x 28	51 x 51 x 713	TNN-QTL	126
Specify the accent color (A, S).				
<i>2 round legs.</i>				
	2 x 2 x 28	51 x 51 x 713	TNN-VTL2	248
Specify the accent color (A, S).				
<i>2 square legs.</i>				
	2 x 2 x 28	51 x 51 x 713	TNN-QTL2	248
Specify the accent color (A, S).				


Metal mobile legs				
<i>Round leg.</i>				
	2 x 2 x 28	51 x 51 x 713	TNN-MVTL	126
Specify the accent color (A, S).				
<i>Square leg.</i>				
	2 x 2 x 28	51 x 51 x 713	TNN-MQTL	126
Specify the accent color (A, S).				
<i>2 round legs.</i>				
	2 x 2 x 28	51 x 51 x 713	TNN-MVTL2	248
Specify the accent color (A, S).				
<i>2 square legs.</i>				
	2 x 2 x 28	51 x 51 x 713	TNN-MQTL2	248
Specify the accent color (A, S).				


Double pedestal desks				
<i>2 pedestals with locks, 2 box drawers and 2 file drawers with suspension bars. Pencil tray. Recessed, full-height modesty panel.</i>				
	72 x 36 x 29	1800 x 900 x 735	P1__-F3672F	1,676
	60 x 30 x 29	1500 x 750 x 735	P1__-F3060F	1,488
Specify the handle code (Q, V). Specify the accent color (A, S).				

Left single pedestal desks				
<i>1 pedestal on left with lock, 1 box drawer and 1 file drawer with suspension bar. Pencil tray. Recessed, full-height modesty panel.</i>				
	72 x 36 x 29	1800 x 900 x 735	P1__-F3672S	1,321
	66 x 30 x 29	1650 x 750 x 735	P1__-F3066S	1,201
Specify the handle code (Q, V). Specify the accent color (A, S).				


Right single pedestal desks				
<i>1 pedestal on right with lock, 1 box drawer and 1 file drawer with suspension bar. Pencil tray. Recessed, full-height modesty panel.</i>				
	72 x 36 x 29	1800 x 900 x 735	P1__-S3672F	1,321
	66 x 30 x 29	1650 x 750 x 735	P1__-S3066F	1,201
Specify the handle code (Q, V). Specify the accent color (A, S).				

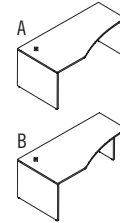
Left executive return				
<i>1 pedestal on left with lock, 1 box drawer and 1 file drawer with suspension bar. Pencil tray. Grommet.</i>				
	42 x 24 x 29	1050 x 600 x 735	P1__-F2442R	940
Specify the handle code (Q, V). Specify the accent color (A, S).				


Right executive return				
<i>1 pedestal on right with lock, 1 box drawer and 1 file drawer with suspension bar. Pencil tray. Grommet.</i>				
	42 x 24 x 29	1050 x 600 x 735	P1__-R2442F	940
Specify the handle code (Q, V). Specify the accent color (A, S).				

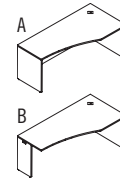
D-shaped work surface				
<i>Grommet. Legs included.</i>				
	78 x 36 x 29	1950 x 900 x 735	P1__-BT3678	874
Specify the leg code (Q, V). Specify the accent color (A, S).				

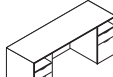
Packaged in 2 boxes.


Right extended corner modules – 24" D				
<i>Full-height modesty panel. 1 grommet.</i>				
	72 x 36 x 29	1800 x 900 x 735	P1N__CM367224_	1,031
Specify the accent color (A, S). Specify panel legs (A, B).				



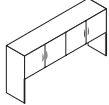

Left extended corner modules – 24" D				
<i>Full-height modesty panel. 1 grommet.</i>				
	72 x 36 x 29	1800 x 900 x 735	P1N__CM723624_	1,031
Specify the accent color (A, S). Specify panel legs (A, B).				

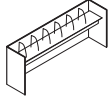





Open credenza				
<i>2 pedestals with locks, 2 box drawers and 2 file drawers with suspension bars. Pencil tray. Grommet on back.</i>				
	72 x 24 x 29	1800 x 600 x 735	P1__-F2472F	1,567
Specify the handle code (Q, V). Specify the accent color (A, S).				


Mobile EDP tables				
<i>Reversible integrated CPU stand. Casters. 2 grommets. The top part is removable and can be replaced with a privacy screen 02-SC48 or 02-SC36.</i>				
	54 x 24 x 29	1350 x 600 x 735	P1N__MDT2454	1,031
	42 x 24 x 29	1050 x 600 x 735	P1N__MDT2442	970
Specify the accent color (A, S).				



 = QUICKSHIP  = ASSEMBLY REQUIRED



	W x D x H (in)	W x D x H (mm)	Code	Price (\$)
Hutches with doors – 36" H	<i>Clearance: 19". No back on the bottom. 1 tone only.</i>			
	72 x 16 x 36	1800 x 400 x 900	P1__-E723616P 	1,109
	66 x 16 x 36	1650 x 400 x 900	P1__-E663616P	1,061
	60 x 16 x 36	1500 x 400 x 900	P1__-E603616P	999
	54 x 16 x 36	1350 x 400 x 900	P1__-E543616P	959
	48 x 16 x 36	1200 x 400 x 900	P1__-E483616P	892
	42 x 16 x 36	1050 x 400 x 900	P1__-E423616P	825
	36 x 16 x 36	900 x 400 x 900	P1__-E363616P	748
	Specify the handle code (Q, V). Specify the accent color (A, S).			



	W x D x H (in)	W x D x H (mm)	Code	Price (\$)
Open hutches – 28" H	<i>Clearance: 17½". Grommet. Full-width wire access. Can accommodate a tackboard, refer to page 147.</i>			
	72 x 16 x 28	1800 x 380 x 710	PNN_-E722816 	670
	66 x 16 x 28	1650 x 380 x 710	PNN_-E662816	639
	60 x 16 x 28	1500 x 380 x 710	PNN_-E602816	597
	54 x 16 x 28	1350 x 380 x 710	PNN_-E542816	562
	48 x 16 x 28	1200 x 380 x 710	PNN_-E482816	524
	Specify the accent color (A, S).			

	W x D x H (in)	W x D x H (mm)	Code	Price (\$)
Lateral file unit	<i>2 file drawers with suspension bars. Lock. Optional counterweight to meet BIFMA standards, refer to page 149.</i>			
	36 x 24 x 29	900 x 600 x 735	P1__-2436LF 	1,086
	Specify the handle code (Q, V). Specify the accent color (A, S).			

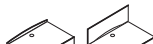
	W x D x H (in)	W x D x H (mm)	Code	Price (\$)
Bookcase unit with doors	<i>Adjustable shelf. Lock.</i>			
	36 x 24 x 29	900 x 600 x 735	P1__-2436B	885
	Specify the handle code (Q, V). Specify the accent color (A, S).			



	W x D x H (in)	W x D x H (mm)	Code	Price (\$)
Combination unit	<i>1 box drawer and 1 file drawer with suspension bar. Lock. Pencil tray. Optional counterweight to meet BIFMA standards, refer to page 149.</i>			
	36 x 24 x 29	900 x 600 x 735	P1__-2436W 	1,127
	Specify the handle code (Q, V). Specify the accent color (A, S).			



	W x D x H (in)	W x D x H (mm)	Code	Price (\$)
Support / lateral file unit	<i>2 file drawers with suspension bars. Lock. 1 tone only.</i>			
	36 x 24 x 28	900 x 600 x 710	PN__-2436LFL 	970
	Specify the handle code (Q, V). Specify the accent color (A, S).			




	W x D x H (in)	W x D x H (mm)	Code	Price (\$)
Support / lateral file unit	<i>1 box drawer, 1 file drawer with suspension bar. Pencil tray. Lock. 1 tone only.</i>			
	36 x 24 x 28	900 x 600 x 710	PN__-2436WL 	945
	Specify the handle code (Q, V). Specify the accent color (A, S).			


MOBILE COMPONENTS


 The top part of the 41" H is removable and can be replaced with a screen (02-SC36 or 02-SC24).


	W x D x H (in)	W x D x H (mm)	Code	Price (\$)
Utility units – 41" H	<i>1 box drawer. 1 adjustable shelf. Casters. Grommet. Lock. 6 wire dividers included.</i>			
	36 x 21 x 41	900 x 525 x 1037	P1__-ME213641U 	1,061
	Specify the handle code (Q, V). Specify the accent color (A, S).			
	<i>4 wire dividers included.</i>			
	24 x 21 x 41	600 x 525 x 1037	P1__-ME212441U	940
	Specify the handle code (Q, V). Specify the accent color (A, S).			

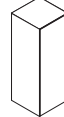
	W x D x H (in)	W x D x H (mm)	Code	Price (\$)
Utility units – 25" H	<i>1 box drawer. Casters. Grommet. Lock. 3 wire dividers included.</i>			
	36 x 21 x 25	900 x 525 x 628	P1__-ME213625U 	868
	Specify the handle code (Q, V). Specify the accent color (A, S).			
	<i>2 wire dividers included.</i>			
	24 x 21 x 25	600 x 525 x 628	P1__-ME212425U	743
	Specify the handle code (Q, V). Specify the accent color (A, S).			

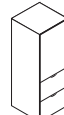
	W x D x H (in)	W x D x H (mm)	Code	Price (\$)
Storage units with doors – 41" H	<i>2 adjustable shelves. Casters. Grommet. 9 wire dividers included.</i>			
	36 x 21 x 41	900 x 525 x 1037	P1__-ME213641B 	1,097
	Specify the handle code (Q, V). Specify the accent color (A, S).			
	<i>6 wire dividers included.</i>			
	24 x 21 x 41	600 x 525 x 1037	P1__-ME212441B 	970
	Specify the handle code (Q, V). Specify the accent color (A, S).			



	W x D x H (in)	W x D x H (mm)	Code	Price (\$)
Storage units with doors – 25" H	<i>1 adjustable shelf. Casters. Grommet. 6 wire dividers included.</i>			
	36 x 21 x 25	900 x 525 x 628	P1__-ME213625B	905
	Specify the handle code (Q, V). Specify the accent color (A, S).			
	<i>4 wire dividers included.</i>			
	24 x 21 x 25	600 x 525 x 628	P1__-ME212425B	778
	Specify the handle code (Q, V). Specify the accent color (A, S).			


	W x D x H (in)	W x D x H (mm)	Code	Price (\$)
Flip extension surface	<i>For mobile storage units.</i>			
	12 x 20 x 1	300 x 509 x 25	P1NN-WS12	259



	W x D x H (in)	W x D x H (mm)	Code	Price (\$)
Handle	<i>For mobile storage units.</i>			
	21 x 6½ x 1½	499 x 161 x 38	PN__-HD21	90
	Specify the handle code (Q, V). Specify the accent color (A, S).			



	W x D x H (in)	W x D x H (mm)	Code	Price (\$)
Storage or wardrobe unit	<i>Reversible door. 3 adjustable shelves, 1 full-width fixed shelf. 1 clothes hanger bar. Lock. 1 tone only.</i>			
	24 x 24 x 65	600 x 600 x 1635	PN__-242465B	1,228
	Specify the handle code (Q, V). Specify the accent color (A, S).			



	W x D x H (in)	W x D x H (mm)	Code	Price (\$)
Storage with lateral file	<i>Reversible door. 2 adjustable shelves. 2 file drawers with suspension bars. Lock on box drawers. 1 tone only.</i>			
	24 x 24 x 65	600 x 600 x 1635	PN__-242465FB	1,609
	Specify the handle code (Q, V). Specify the accent color (A, S).			



	W x D x H (in)	W x D x H (mm)	Code	Price (\$)
Open bookcases	<i>4 adjustable shelves. 1 tone only.</i>			
	36 x 14 x 65	900 x 350 x 1635	PNNN-B366514 	844
	<i>3 adjustable shelves. 1 tone only.</i>			
	36 x 14 x 57	900 x 350 x 1445	PNNN-B365714	772



	W x D x H (in)	W x D x H (mm)	Code	Price (\$)
Supports / storage	<i>2 box drawers, 1 file drawer with suspension bar. Pencil tray. Lock. 1 tone only.</i>			
	18 x 24 x 28	450 x 600 x 710	PN__-P1824UFL	905
	Specify the handle code (Q, V). Specify the accent color (A, S).			



	W x D x H (in)	W x D x H (mm)	Code	Price (\$)
Supports / storage	<i>1 box drawer, 1 file drawer with suspension bar. Pencil tray. Lock. 1 tone only.</i>			
	18 x 24 x 28	450 x 600 x 710	PN__-P1824FL 	808
	Specify the handle code (Q, V). Specify the accent color (A, S).			

Mobile pedestal	<i>2 box drawers, 1 file drawer with suspension bar. Pencil tray. Brakes on front casters. Lock. Goes under a work surface. 1 tone only.</i>			
	15 x 18 x 27	390 x 450 x 689	PN__-MP1518UF 	874
	Specify the handle code (Q, V). Specify the accent color (A, S).			

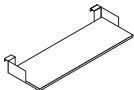
Mobile pedestal	<i>1 box drawer and 1 file drawer with suspension bar. Pencil tray. Brakes on front casters. Lock. Goes under a work surface. 1 tone only.</i>			
	15 x 18 x 20¾	390 x 450 x 527	PN__-MP1518F 	813
	Specify the handle code (Q, V). Specify the accent color (A, S).			


Mobles pedestal	<i>1 box drawer, 1 file drawer with suspension bar. Pencil tray. Brakes on front casters. Lock. Goes under a work surface. 1 tone only.</i>			
	15 x 23 x 20¾	390 x 575 x 527	PN__-MP1523F 	844
	Specify the handle code (Q, V). Specify the accent color (A, S).			


Mobile table	<i>Height adjustable, black base on casters.</i>			
	30 x 30 x 22-33	750 x 750 x 550-850	P1NN-MT30 	905

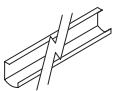
Pigeonholes	<i>4 shelves.</i>			
	18 x 10 x 11	450 x 265 x 274	PNNN-DV1811 	356


ACCESSORIES FOR PANGRAM PANELS


Shelves	<i>Supports included.</i>			
	21 x 7½ x 2¾	496 x 190 x 70	PNN_-SH721	206
	33 x 7½ x 2¾	796 x 190 x 70	PNN_-SH733	212
	Specify the accent color (A, S).			

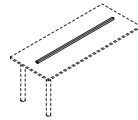

Pencil tray	12 x 3½ x 2	300 x 90 x 50	PNN_-PH12	83
	Specify the accent color (A, S).			



Metal accessory rails	<i>For rail accessories, refer to page 147.</i>			
	21 x 1½ x 4	496 x 38 x 100	PNN_-RA21	156
	33 x 1½ x 4	796 x 38 x 100	PNN_-RA33	170
	Specify the accent color (A, S).			

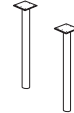
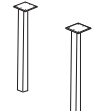


Adhesive wire channel	<i>Self-adhesive. Can hold most power bars.</i>			
	68 x 2¼ x 3¼	1700 x 60 x 80	LGC-HWMC72_	120
	44 x 2¼ x 3¼	1100 x 60 x 80	LGC-HWMC48_	98
	20 x 2¼ x 3¼	500 x 60 x 80	LGC-HWMC24_	83
	Specify the accent color (A, S).			

Additional legs	<i>For workstation reconfiguration. For corner modules only.</i>			
	30 x 1 x 27½	750 x 25 x 698	PNNN-L30	162
Full width leg	24 x 1 x 27½	600 x 25 x 698	PNNN-L24	151
	20 x 1 x 27½	500 x 25 x 698	PNNN-L20	139

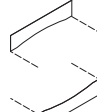





	W x D x H (in)	W x D x H (mm)	Code	Price (\$)
Additional legs	<i>Recessed leg. For corner modules only.</i>			
	13 x 1 x 27½	330 x 25 x 698	PNNN-L12	126


Work surface reinforcement bar	<i>Black metal.</i>			
	54 x 2 x 1	1372 x 51 x 25	LGC-BAR 	83


42" top	<i>Use with 4 legs.</i>			
	42 x 42 x 1	1050 x 1050 x 25	P1NN-SQ42 	392

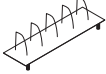
Metal fixed legs	<i>Round leg.</i>			
	2 x 2 x 28	51 x 51 x 713	TNN_-VTL	126
	Specify the accent color (A, S).			
	<i>Square leg.</i>			
	2 x 2 x 28	51 x 51 x 713	TNN_-QTL	126
	Specify the accent color (A, S).			
	<i>2 round legs.</i>			
	2 x 2 x 28	51 x 51 x 713	TNN_-VTL2	248
	Specify the accent color (A, S).			
	<i>2 square legs.</i>			
	2 x 2 x 28	51 x 51 x 713	TNN_-QTL2	248
	Specify the accent color (A, S).			


ACCESSORIES

Privacy screens / modesty panels	<i>May be used as a privacy screen or modesty panel. Can accommodate a 8" H tackboard. Perforations to accommodate a shelf with wire dividers. Compatible with surfaces with grommet and mobile storage units when specified only.</i>			
	72 x ¾ x 12	1800 x 16 x 300	PNNN-SC72 	248
	66 x ¾ x 12	1650 x 16 x 300	PNNN-SC66	241
	60 x ¾ x 12	1500 x 16 x 300	PNNN-SC60	235
	54 x ¾ x 12	1350 x 16 x 300	PNNN-SC54 	229
	48 x ¾ x 12	1200 x 16 x 300	PNNN-SC48 	223
	42 x ¾ x 12	1050 x 16 x 300	PNNN-SC42	217
	36 x ¾ x 12	900 x 16 x 300	PNNN-SC36 	212
	30 x ¾ x 12	750 x 16 x 300	PNNN-SC30	206
	24 x ¾ x 12	600 x 16 x 300	PNNN-SC24 	199

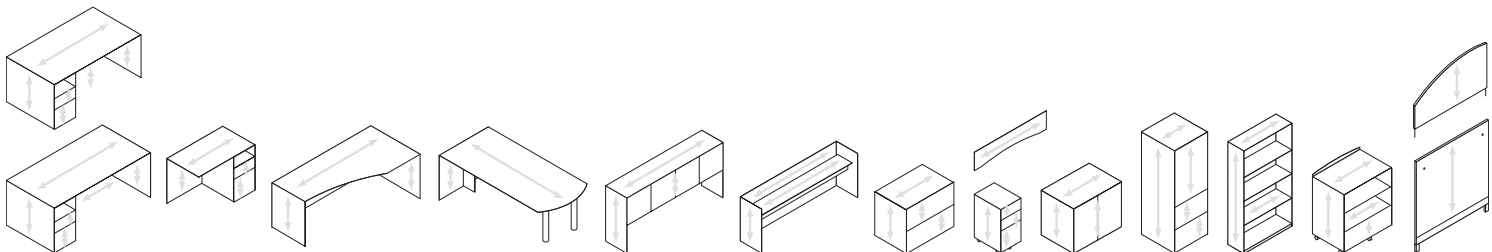
Tackboard for panels	<i>To be fixed on laminate panels. These prices are applicable for United Chair® Grade 1 and 2 fabrics. For other United Chair® grades add: Grade 3: 15%, Grade 4: 20%, Grade 5: 25%, Grade 6: 30%, Grade 7: 35%.</i>			
	18 x ½ x 15	437 x 13 x 378	PNNN-TK1815P	248
	22 x ½ x 15	537 x 13 x 378	PNNN-TK2215P	259
	28 x ½ x 15	687 x 13 x 378	PNNN-TK2815P	271
	34 x ½ x 15	837 x 13 x 378	PNNN-TK3415P	283
	40 x ½ x 15	987 x 13 x 378	PNNN-TK4015P	295
	46 x ½ x 15	1137 x 13 x 378	PNNN-TK4615P	312
	Specify the fabric code after the product code.			


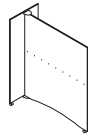
	W x D x H (in)	W x D x H (mm)	Code	Price (\$)
Tackboard for panels	<i>To be fixed on laminate panels. These prices are applicable for United Chair® Grade 1 and 2 fabrics. For other United Chair® grades add: Grade 3: 15%, Grade 4: 20%, Grade 5: 25%, Grade 6: 30%, Grade 7: 35%.</i>			
	18 x 1/2 x 11	437 x 13 x 276	PNNN-TK1811P	235
	22 x 1/2 x 11	537 x 13 x 276	PNNN-TK2211P	248
	28 x 1/2 x 11	687 x 13 x 276	PNNN-TK2811P	259
	34 x 1/2 x 11	837 x 13 x 276	PNNN-TK3411P	271
	40 x 1/2 x 11	987 x 13 x 276	PNNN-TK4011P	283
	46 x 1/2 x 11	1137 x 13 x 276	PNNN-TK4611P	295
Specify the fabric code after the product code.				

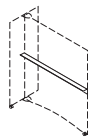
	W x D x H (in)	W x D x H (mm)	Code	Price (\$)
Shelves with wire dividers	<i>Mount on SC screen.</i>			
	42 x 10 x 3 3/8	1050 x 265 x 91	PN_-_-SH42	259
	36 x 10 x 3 3/8	900 x 265 x 91	PN_-_-SH36	248
	30 x 10 x 3 3/8	750 x 265 x 91	PN_-_-SH30	235
	24 x 10 x 3 3/8	600 x 265 x 91	PN_-_-SH24	223
	18 x 10 x 3 3/8	450 x 265 x 91	PN_-_-SH18	212
Specify the leg code (Q, V). Specify the accent color (A, S).				


	W x D x H (in)	W x D x H (mm)	Code	Price (\$)
Rectangular transaction shelves	<i>Supports included for installation under the shelf. Compatible with 41" H (1040 mm) PanGram laminate panels.</i>			
	54 x 12 x 14 1/2	1350 x 300 x 353	P1NN-TS1254	98
	48 x 12 x 14 1/2	1200 x 300 x 353	P1NN-TS1248	90
	42 x 12 x 14 1/2	1050 x 300 x 353	P1NN-TS1242	83
	36 x 12 x 14 1/2	900 x 300 x 353	P1NN-TS1236	78
	30 x 12 x 14 1/2	750 x 300 x 353	P1NN-TS1230	72


TYPICAL WOOD GRAIN DIRECTION FOR PANGRAM:



	W x D x H (in)	W x D x H (mm)	Code	Price (\$)
Mobile board	<i>Non-magnetic surface for use with dry-erase markers on both sides. Accepts accessory tray.</i>			
	55 x 25 x 65	1375 x 605 x 1600	PNN_-MWB542465	1,228
	Specify the accent color (A, S).			

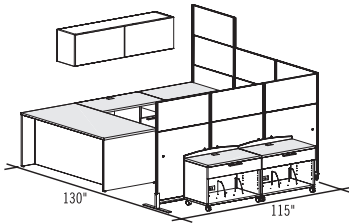
	W x D x H (in)	W x D x H (mm)	Code	Price (\$)
Accessory tray	<i>For mobile board. One tray per mobile board.</i>			
	54 x 2 1/16 x 2 7/8	1343 x 68 x 72	PNN_-PH54	146
Specify the accent color (A, S).				

	W x D x H (in)	W x D x H (mm)	Code	Price (\$)
Computer stand	<i>Height adjustable. Integrated CPU stand. Casters. 1 grommet.</i>			
	24 x 25 x 41	600 x 614 x 899	PNN_-MDT52441	994
Specify the accent color (A, S).				

	W x D x H (in)	W x D x H (mm)	Code	Price (\$)
CPU stand	<i>Thermofused laminate. Casters. 1 tone only.</i>			
	12 x 21 x 19	300 x 525 x 590	PNNN-MPU211219	464

SUGGESTIONS

P ___-PLAN01

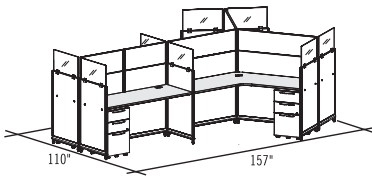


Plan shown in PanGram Flyer:

PNQS-PLAN01	\$10,861
1 P1QS-S3672F	
1 P1QS-R2442F	
1 P1QS-2436W	
1 ONNN-EM661716D	
2 P1QS-ME213625U	
1 PNNS-WF65	
5 PNNS-SFLX4136	
5 PNNS-SOFX1636	
1 PNNS-SOLX1636	
1 PNNS-PS22	

Straight pull (Q), Silver accent (S).

P ___-PLAN02

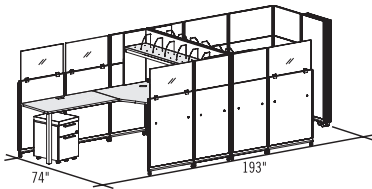


Plan shown in PanGram Flyer:

P1VA-PLAN02	\$17,250
5 PNVA-MP1518UF	
2 P1NA-TR2460GR	
3 P1NA-TCA2448GR	
8 PNNA-SFLX4124	
3 PNNA-SFLX4148	
2 PNNA-SFLX4130	
8 PNNA-SAGX1224	
2 PNNA-SOFX1230	
3 PNNA-SOFX1248	
4 PNNN-SB	

Round pull (V), Anthracite Grey accent (A).

P ___-PLAN03



Plan shown in PanGram Flyer:

P1VS-PLAN03	\$14,913
2 P1NS-TR2448GR	
1 P1NS-TC367224GR	
1 P1NS-TC723624GR	
2 PNNS-E722816	
2 PNVS-MP1518F	
2 LGC-CU1518	
9 PNNS-SFLX4124	
2 PNNS-SFLX4130	
2 PNNS-SFLX5736	
1 PNNS-MSFL45720	
7 PNNS-SOLX1624	
2 PNNS-SAGX1624	
2 PNNS-SAGX1630	
2 PNNN-SB	

Round pull (V), Silver accent (S).

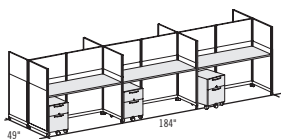
P ___-PLAN04



Not shown in PanGram Flyer:

P ___-PLAN04	\$7,594
2 P1N_-TC367224GR	
1 P1N_-TC723624GR	
4 P1N_-TR2436GR	
4 TNN_-VTL2	
8 PNN_-SFLX4136	

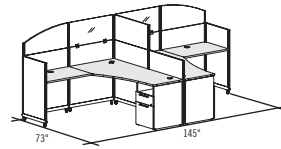
P ___-PLAN05



Not shown in PanGram Flyer:

P ___-PLAN05	\$16,334
6 P1N_-TR2460GR	
6 PN_-MP1518F	
8 PNN_-SFLX3324	
6 PNN_-SFLX3330	
8 PNN_-SOLX1624	
6 PNN_-SOLX1630	

P ___-PLAN06

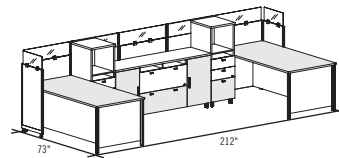


Not shown in PanGram Flyer:

P ___-PLAN06	\$8,354
1 P1N_-TC367224GR	
1 P1N_-TC723624GR	
2 P1N_-TR2436GR	
2 PN_-P1824FL	
6 PNN_-SFLX4136	
2 PNN_-SFLX4124	
2 PNN_-SAGX1636	
1 PNN_-SOFX1636	
2 PNN_-SOLX1636C	
2 PNNN-SB	

Straight pull (Q), Silver accent (S).

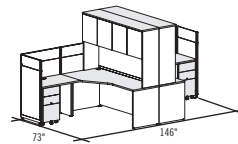
P ___-PLAN07



Not shown in PanGram Flyer:

P ___-PLAN07	\$11,211
2 C3-TD3672	
2 C3-201849UF	
1 C3-207233LFB	
5 PNN_-SFLX4136	
2 PNN_-SFLX4124	
5 PNN_-SAGX0836	

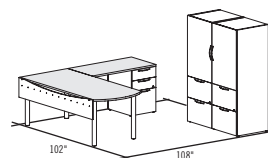
P ___-PLAN08



Not shown in PanGram Flyer:

P ___-PLAN08	\$12,332
1 41NN-CM367224B	
1 41NN-CM723624B	
2 41NN-DT2436B	
2 41NN-E724416P	
2 4N_N-MP1518UF	
2 PNN_-SFLX4124	
4 PNN_-SFLX4136	
2 PNN_-SOFX0824	
4 PNN_-SOFX0836	
2 PNNN-SB	

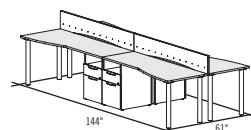
P ___-PLAN09



Not shown in PanGram Flyer:

P ___-PLAN09	\$4,062
1 P1N_-TD3678GR	
1 P1NN-TR2448	
2 TNN_-VTL2	
1 PNNN-SC72	
1 PN_-P1824UFL	
1 PN_-242465FB	

P ___-PLAN10



Not shown in PanGram Flyer:

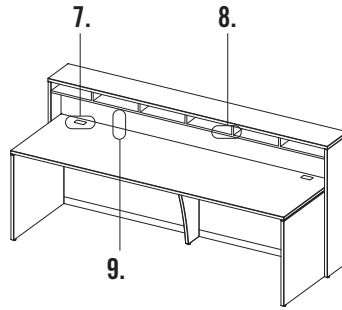
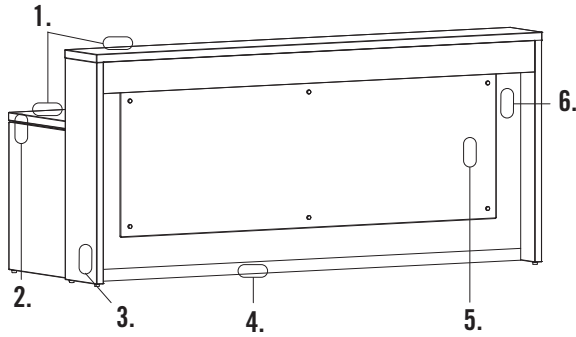
P ___-PLAN10	\$7,064
2 P1N_-TA247230GR	
2 P1N_-TA307224GR	
4 TNN_-VTL2	
4 PNNN-SC72	
4 PN_-P1824FL	

RECEPTION Furniture



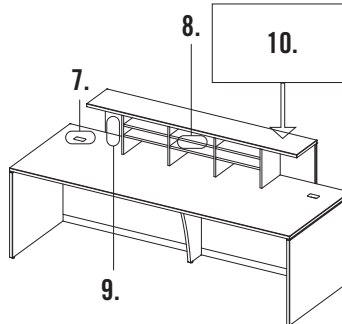
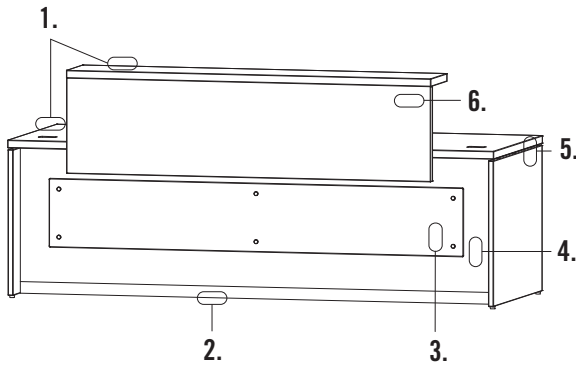
GENERAL CHARACTERISTICS

MORPHEO STYLE, 43" H



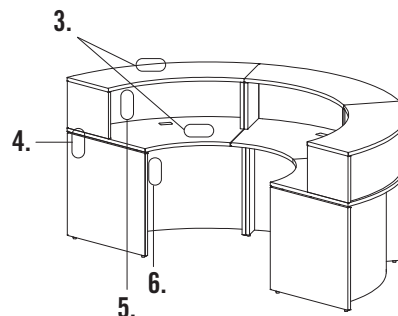
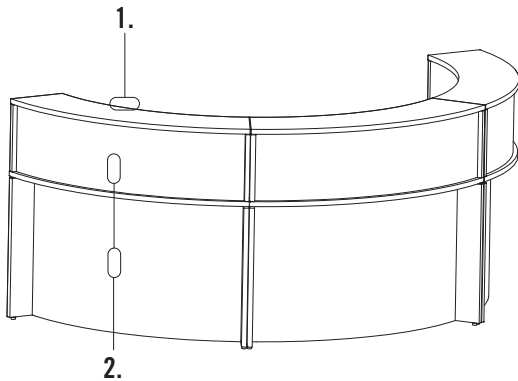
1. Thermofused or high-pressure laminate surfaces, 1" (25 mm) or 1½" (38 mm) thick.
2. Aluminum spacers.
3. Panel, 1" (25 mm) or 1½" (38 mm) thick.
4. Anodized aluminum kickplate (optional).
5. Front acrylic panel option: T Translucent or X Matrix (optional).
6. Recessed modesty panel. Available space to accommodate a lighting unit: 4½" (115 mm) deep, 2½" (64 mm) high. Lighting unit sold separately (LGC-LED_).
7. 2 grommets at both ends.
8. Pigeonholes accommodate legal size documents.
9. Clearance under shelf: 9½" (233 mm) under a 1" (25 mm) shelf, 8⅝" (220 mm) under a 1½" (38 mm) shelf. Space can accommodate a LGC-TK4809H tackboard.

MORPHEO STYLE, 29" H

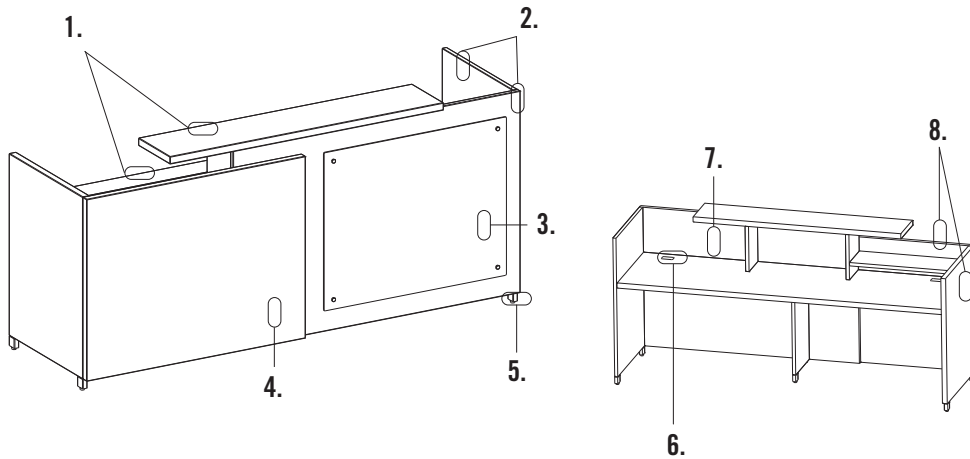


1. Thermofused or high-pressure laminate surfaces, 1" (25 mm) or 1½" (38 mm) thick.
2. Anodized aluminum kickplate (optional).
3. Front acrylic panel option: T Translucent or X Matrix (optional).
4. Recessed modesty panel. Available space to accommodate a lighting unit: 5¼" (134 mm) deep. Lighting unit sold separately (LGC-LED_).
5. Aluminum spacers.
6. Panel, 1" (25 mm) or 1½" (38 mm) thick.
7. 2 grommets at both ends.
8. Modular countertop has pigeonholes to accommodate legal size documents.
9. Clearance under shelf: 12½" (318 mm) under a 1" (25 mm) shelf, 12" (306 mm) under a 1½" (38 mm) shelf.
10. Ability to convert a standard rectangular desk into a reception station by adding a modular countertop.

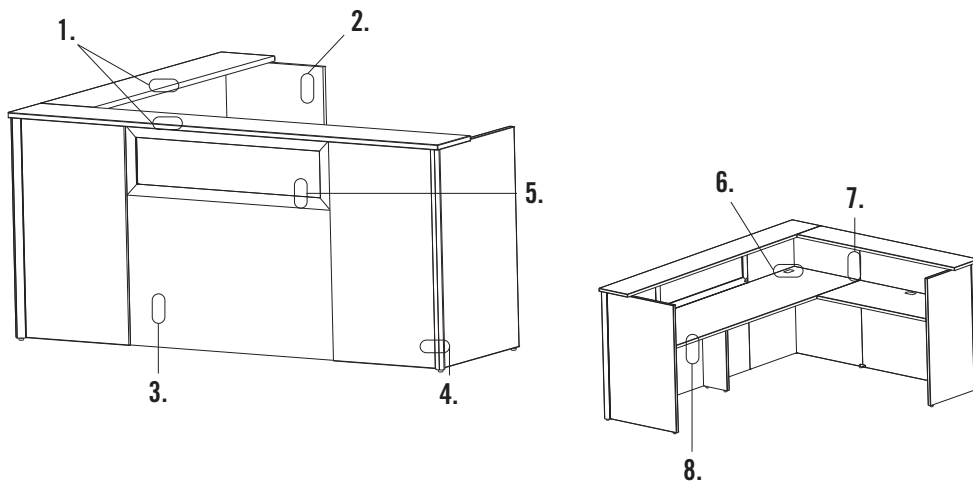
MORPHEO STYLE, 60° AND 90°



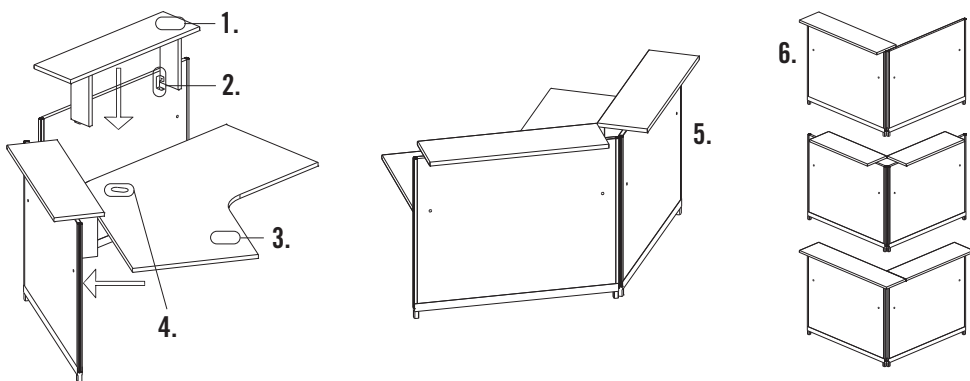
1. Modular countertops.
2. High-pressure laminate recessed front and modesty panel.
3. Thermofused or high-pressure laminate surfaces, 1" (25 mm) or 1½" (38 mm) thick.
4. Aluminum spacers.
5. Clearance under shelf: 12½" (318 mm).
6. Can accommodate a suspended pedestal MNN_-F or 18" (448 mm) deep modular pedestals (sold separately).

QUAD STYLE


1. Thermofused or high-pressure laminate surfaces, 1½" (38 mm) thick.
2. Panels, 1" (25 mm) thick.
3. Front acrylic panel (optional).
4. 1½" (38 mm) thick panel juxtaposed on a 1" (25 mm) thick panel.
5. Metal legs in accent color Silver (S) or Anthracite Grey (A).
6. 2 grommets at both ends.
7. Clearance under shelf: 12¼" (311 mm).
8. Panels, 1½" (38 mm) thick.
9. Reception returns available to match with desks.

CONCEPT 3 STYLE


1. Thermofused laminate surfaces, 1" (25 mm).
2. Reversible return shell (sold separately) accommodates a C3-UF18 modular pedestal (sold separately).
3. ⅝" (16 mm) panel between two 1" (25 mm) panels.
4. Anodized aluminum legs.
5. Anodized aluminum frame with translucent acrylic insert.
6. 2 grommets at both ends.
7. Clearance under shelf: 12½" (318 mm).
8. Desk accommodates C3-FF24 or C3-UF24 modular pedestals (sold separately).

PANGRAM STYLE – TRANSACTION COUNTERTOP AND 120° SURFACE FOR 41" H PANGRAM PANELS



1. 1" (25 mm) thermofused laminate shelves installed on 41" H (1040 mm) PanGram panels.
 2. Shelf assembly hardware installs under the work surface. Clearance under shelf: 12⅞" (327 mm).
 3. 1" (25 mm) 120° thermofused laminate surface.
 4. 1 grommet in the center.
 5. The transaction shelf can only be installed under the work surface which is attached to a 41" H (1040 mm) panel.
 6. The length of the transaction shelf can be the same or different than the length of PanGram panel.
- Refer to the PanGram section, page 95, for selection of required elements.



EDGEBANDING

Furniture with 1" and 1½" (25 and 38 mm) thick tops.

N Edge



Smooth, 1/8" (3 mm) thick edge.

The N edge is matched with the finish specified for the surface.

Furniture with 1½" (38 mm) thick tops.

Textured 1 Edge



Textured, 5/32" (4mm) thick edge.

The textured 1 and 2 edges are **available (and in matching color) ONLY** when a wood grain finish is specified for the surface.


Textured 2 Edge



HANDLES




A – Arcade




C – Cubic



K – Classic



W – Waterfall



Z – Straight

LEGS



Q – Square




V – Round

ALUMINUM KICKPLATE




M – Anodized Aluminum

MODESTY PANELS / DOOR INSERTS




T – Translucent



X – Matrix

ACCENT COLORS



S – Silver



A – Anthracite Grey

Exception: Furniture with aluminum doors or kickplate are available in Silver anodized aluminum only.

CODIFICATION

Series	Options			
	Thickness	Edgebanding	Handles / Legs	Accent color
M	1 Thermofused laminate 1"	N Smooth edge	A Arcade C Cubic K Classic W Waterfall Z Straight	A Anthracite Grey S Silver
	2 High-pressure laminate 1"			
	5 Thermofused laminate 1½"	2 Textured edge		
	6 High-pressure laminate 1½"			

W x D x H (in)	W x D x H (mm)	Code	All Laminate (\$)	HPL Surfaces (\$)
Reception desks with transaction countertop, 43" H				
<i>Transaction countertop with pigeonholes. Full-height modesty panel. Can accommodate 1 or 2 pedestals. 2 grommets on the work surface and 2 wiring accesses allowing the passage of electrical cables for a lighting unit on the front of the modesty panel. Lighting sold separately (LGC-LED_ _).</i>				
96 x 36 x 42¾	2400 x 900 x 1087	M_NN_-GS369643S	2,440	2,935
84 x 36 x 42¾	2100 x 900 x 1087	M_NN_-GS368443S	2,325	2,785
72 x 36 x 42¾	1800 x 900 x 1087	M_NN_-GS367243S	2,211	2,657
1" (25 mm) surfaces: Clearance of 9 1/8" (233 mm) under the countertop. Specify the surface type (1, 2). Edge N. Specify the accent color (A, S).				
97 x 36 x 43 5/16	2425 x 900 x 1100	M_N_N_-GS369743S	2,682	3,225
85 x 36 x 43 5/16	2125 x 900 x 1100	M_N_N_-GS368543S	2,549	3,068
73 x 36 x 43 5/16	1825 x 900 x 1100	M_N_N_-GS367343S	2,429	2,912

96": 6 pigeonholes.
84": 5 pigeonholes.
72": 4 pigeonholes.

Aluminum kickplate option: specify S at the accent option, M at the end of the code and add \$181. Ex.: M__NS-GC489743M.

Packaged in 2 boxes.

W x D x H (in)	W x D x H (mm)	Code	All Laminate (\$)	HPL Surfaces (\$)
Right extended corner reception desks, 43" H				
<i>Transaction countertop with pigeonholes. Full-height modesty panel. Can accommodate 1 or 2 pedestals. 2 grommets on the work surface and 2 wiring accesses allowing the passage of electrical cables for a lighting unit on the front of the modesty panel. Lighting sold separately (LGC-LED_ _).</i>				
96 x 48 x 42¾	2400 x 1200 x 1087	M_NN_-GC489643	2,828	3,386
84 x 48 x 42¾	2100 x 1200 x 1087	M_NN_-GC488443	2,682	3,225
72 x 48 x 42¾	1800 x 1200 x 1087	M_NN_-GC487243	2,549	3,068
1" (25 mm) surfaces: Clearance of 9 1/8" (233 mm) under the countertop. Specify the surface type (1, 2). Edge N. Specify the accent color (A, S).				
97 x 48 x 43 5/16	2425 x 1200 x 1100	M_N_N_-GC489743	3,104	3,724
85 x 48 x 43 5/16	2125 x 1200 x 1100	M_N_N_-GC488543	2,954	3,511
73 x 48 x 43 5/16	1825 x 1200 x 1100	M_N_N_-GC487343	2,802	3,363

96": 6 pigeonholes.
84": 5 pigeonholes.
72": 4 pigeonholes.

Aluminum kickplate option: specify S at the accent option, M at the end of the code and add \$181. Ex.: M__NS-GC489743M.

Packaged in 3 boxes.



W x D x H (in)	W x D x H (mm)	Code	All Laminate (\$)	HPL Surfaces (\$)
Left extended corner reception desks, 43" H				
<i>Transaction countertop with pigeonholes. Full-height modesty panel. Can accommodate 1 or 2 pedestals. 2 grommets on the work surface and 2 wiring accesses allowing the passage of electrical cables for a lighting unit on the front of the modesty panel. Lighting sold separately (LGC-LED_).</i>				
96 x 48 x 42 ³ / ₄	2400 x 1200 x 1087	M_NN_-GC964843	2,828	3,386
84 x 48 x 42 ³ / ₄	2100 x 1200 x 1087	M_NN_-GC844843	2,682	3,225
72 x 48 x 42 ³ / ₄	1800 x 1200 x 1087	M_NN_-GC724843	2,549	3,068
1" (25 mm) surfaces: Clearance of 9 ¹ / ₈ " (233 mm) under the countertop.				
Specify the surface type (1, 2). Edge N. Specify the accent color (A, S).				
97 x 48 x 43 ⁵ / ₁₆	2425 x 1200 x 1100	M_N_-GC974843	3,104	3,724
85 x 48 x 43 ⁵ / ₁₆	2125 x 1200 x 1100	M_N_-GC854843	2,954	3,551
73 x 48 x 43 ⁵ / ₁₆	1825 x 1200 x 1100	M_N_-GC734843	2,802	3,363

96": 6 pigeonholes.
84": 5 pigeonholes.
72": 4 pigeonholes.

Aluminum kickplate option: specify S at the accent option, M at the end of the code and add \$181. Ex.:
M__NS-GC489743M.

Packaged in 3 boxes.

W x D x H (in)	W x D x H (mm)	Code	All Laminate (\$)	HPL Surfaces (\$)
Rectangular desks, 36" D				
<i>Recessed, full-height modesty panel. Can accommodate 1 or 2 pedestals. 2 grommets.</i>				
96 x 36 x 29 ³ / ₈	2400 x 900 x 744	M_NN_-GS3696S	1,114	1,331
84 x 36 x 29 ³ / ₈	2100 x 900 x 744	M_NN_-GS3684S	1,056	1,273
72 x 36 x 29 ³ / ₈	1800 x 900 x 744	M_NN_-GS3672S	1,006	1,212
Specify the surface type (1, 2). Edge N. Specify the accent color (A, S).				
96 x 36 x 29 ³ / ₈	2400 x 900 x 757	M_N_-GS3696S	1,223	1,465
84 x 36 x 29 ³ / ₈	2100 x 900 x 757	M_N_-GS3684S	1,165	1,398
72 x 36 x 29 ³ / ₈	1800 x 900 x 757	M_N_-GS3672S	1,114	1,331
Specify the surface type (5, 6). Specify the edge (N, 1, 2). Specify the accent color (A, S).				

W x D x H (in)	W x D x H (mm)	Code	All Laminate (\$)	HPL Surfaces (\$)
Rectangular desks, 30" D				
<i>Recessed, full-height modesty panel. Can accommodate 1 or 2 pedestals. 2 grommets.</i>				
72 x 30 x 29 ³ / ₈	1800 x 750 x 744	M_NN_-GS3072S	945	1,135
60 x 30 x 29 ³ / ₈	1500 x 750 x 744	M_NN_-GS3060S	899	1,073
48 x 30 x 29 ³ / ₈	1200 x 750 x 744	M_NN_-GS3048S	850	1,031
36 x 30 x 29 ³ / ₈	900 x 750 x 744	M_NN_-GS3036S	813	984
Specify the surface type (1, 2). Edge N. Specify the accent color (A, S). Specify leg panel choice at the end of the code (A, B, C).				
72 x 30 x 29 ³ / ₈	1800 x 750 x 757	M_N_-GS3072S	1,036	1,242
60 x 30 x 29 ³ / ₈	1500 x 750 x 757	M_N_-GS3060S	989	1,186
48 x 30 x 29 ³ / ₈	1200 x 750 x 757	M_N_-GS3048S	940	1,127
36 x 30 x 29 ³ / ₈	900 x 750 x 757	M_N_-GS3036S	899	1,073
Specify the surface type (5, 6). Specify the edge (N, 1, 2). Specify the accent color (A, S). Specify leg panel choice at the end of the code (A, B, C).				

AVAILABLE LEG OPTIONS



(A) 2 full-width legs



(B) 1 full, 1 recessed

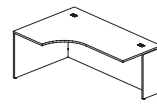
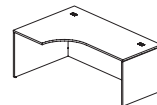


(B) 1 recessed, 1 full



(C) 2 recessed legs

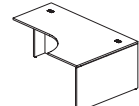
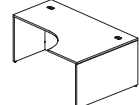
Right extended corner desks



96" to 84": Packaged in 2 boxes.

Aluminum kickplate option: specify S at the accent option, M before leg choice and add \$181. Ex.:
M__NS-GC9648MA.

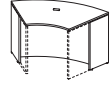
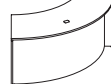
Left extended corner desks



96" to 84": Packaged in 2 boxes.

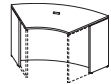
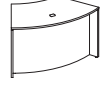
Aluminum kickplate option: specify S at the accent option, M before leg choice and add \$181. Ex.:
M__NS-GC9648MA.

Curved desks, 90°



Packaged in 2 boxes.

Curved desks, 60°



Packaged in 2 boxes.

W x D x H (in)	W x D x H (mm)	Code	All Laminate (\$)	HPL Surfaces (\$)
Right extended corner desks				
<i>Recessed, full-height modesty panel. Can accommodate 1 pedestal. 2 grommets.</i>				
96 x 48 x 29 ³ / ₈	2400 x 1200 x 744	M_NN_-GC4896_	1,591	1,904
84 x 48 x 29 ³ / ₈	2100 x 1200 x 744	M_NN_-GC4884_	1,518	1,819
72 x 48 x 29 ³ / ₈	1800 x 1200 x 744	M_NN_-GC4872_	1,452	1,737
Specify the surface type (1, 2). Edge N. Specify the accent color (A, S). Specify leg panel choice at the end of the code (A, B).				
96 x 48 x 29 ³ / ₈	2400 x 1200 x 757	M_N_-GC4896_	1,742	2,098
84 x 48 x 29 ³ / ₈	2100 x 1200 x 757	M_N_-GC4884_	1,676	2,001
72 x 48 x 29 ³ / ₈	1800 x 1200 x 757	M_N_-GC4872_	1,597	1,918

Specify the surface type (5, 6). Specify the edge (N, 1, 2). Specify the accent color (A, S). Specify leg panel choice at the end of the code (A, B).

W x D x H (in)	W x D x H (mm)	Code	All Laminate (\$)	HPL Surfaces (\$)
Left extended corner desks				
<i>Recessed, full-height modesty panel. Can accommodate 1 pedestal. Pedestal sold separately. 2 grommets.</i>				
96 x 48 x 29 ³ / ₈	2400 x 1200 x 744	M_NN_-GC9648_	1,591	1,904
84 x 48 x 29 ³ / ₈	2100 x 1200 x 744	M_NN_-GC8448_	1,518	1,819
72 x 48 x 29 ³ / ₈	1800 x 1200 x 744	M_NN_-GC7248_	1,452	1,737

Specify the surface type (1, 2). Edge N. Specify the accent color (A, S). Specify leg panel choice at the end of the code (A, B).

W x D x H (in)	W x D x H (mm)	Code	All Laminate (\$)	HPL Surfaces (\$)
96 x 48 x 29 ³ / ₈	2400 x 1200 x 757	M_N_-GC9648_	1,742	2,098
84 x 48 x 29 ³ / ₈	2100 x 1200 x 757	M_N_-GC8448_	1,676	2,001
72 x 48 x 29 ³ / ₈	1800 x 1200 x 757	M_N_-GC7248_	1,597	1,918

Specify the surface type (5, 6). Specify the edge (N, 1, 2). Specify the accent color (A, S). Specify leg panel choice at the end of the code (A, B).

W x D x H (in)	W x D x H (mm)	Code	All Laminate (\$)	HPL Surfaces (\$)
Curved desks, 90°				
<i>Recessed, full-height curved modesty panel. 30" (750 mm) deep. Can accommodate 1 hanging pedestal MNN_-F or a modular 18" deep pedestal. 1 grommet.</i>				
54 x 54 x 29 ³ / ₈	1350 x 1350 x 744	M_NN_-GRD90_	3,176	3,811

Specify the surface type (1, 2). Edge N. Specify the accent color (A, S). Specify leg panel choice at the end of the code (A, B, C).

W x D x H (in)	W x D x H (mm)	Code	All Laminate (\$)	HPL Surfaces (\$)
54 x 54 x 29 ³ / ₈	1350 x 1350 x 757	M_N_-GRD90_	3,490	4,183

Specify the surface type (5, 6). Specify the edge (N, 1, 2). Specify the accent color (A, S). Specify leg panel choice at the end of the code (A, B, C).

W x D x H (in)	W x D x H (mm)	Code	All Laminate (\$)	HPL Surfaces (\$)
Curved desks, 60°				
<i>Recessed, full-height curved modesty panel. 30" (750 mm) deep. Can accommodate 1 hanging pedestal MNN_-F or a modular 18" deep pedestal. Pedestal sold separately. 1 grommet.</i>				
42 x 47 x 29 ³ / ₈	1049 x 1168 x 744	M_NN_-GRD60_	2,900	3,478

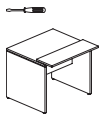
Specify the surface type (1, 2). Edge N. Specify the accent color (A, S). Specify leg panel choice at the end of the code (A, B, C).

W x D x H (in)	W x D x H (mm)	Code	All Laminate (\$)	HPL Surfaces (\$)
42 x 47 x 29 ³ / ₈	1049 x 1168 x 757	M_N_-GRD60_	3,176	3,811

Specify the surface type (5, 6). Specify the edge (N, 1, 2). Specify the accent color (A, S). Specify leg panel choice at the end of the code (A, B, C).

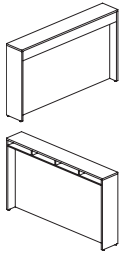


ADA counters



W x D x H (in)	W x D x H (mm)	Code	All Laminate (\$)	HPL Surfaces (\$)
<i>Clearance of 30" (764 mm) under the countertop. Kneespace of 18"/s" (480 mm). Half-height modesty panel.</i>				
36 x 35 x 31	900 x 883 x 777	M_NNN-G303632	718	868
36 x 29 x 31	900 x 733 x 777	M_NNN-G243632	682	820
Specify the surface type (1, 2). Edge N.				
36 x 35 x 32	900 x 883 x 802	M__NN-G303632	789	945
36 x 29 x 32	900 x 733 x 802	M__NN-G243632	753	905
Specify the surface type (5, 6). Specify the edge (N, 1, 2).				

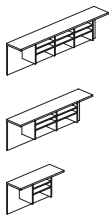
Modular countertops, 43" H



Aluminum kickplate option: change M__N to: M__M, add \$181.

W x D x H (in)	W x D x H (mm)	Code	All Laminate (\$)	HPL Surfaces (\$)
<i>Recessed, full-height modesty panel. 4 pigeonholes. 1 wiring access allowing the passage of electrical cables for a lighting unit on the front of the modesty panel. Lighting sold separately (LGC-LED__). Can be use on all standard 72" (1800 mm) Lacasse desk. Can not be used with a table with metal legs.</i>				
73 x 12 x 42 ³ / ₄	1857 x 300 x 1087	M_NNN-MC7343	1,316	1,579
Specify the surface type (1, 2). Edge N.				
74 x 12 x 43 ⁹ / ₁₆	1880 x 300 x 1100	M__NN-MC7443	1,452	1,737
Specify the surface type (5, 6). Specify the edge (N, 1, 2).				

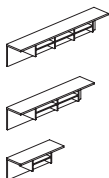
Modular countertops / shelves, 14" H



72": 6 pigeonholes.
66" to 60": 4 pigeonholes.
54" to 36": 2 pigeonholes.

W x D x H (in)	W x D x H (mm)	Code	All Laminate (\$)	HPL Surfaces (\$)
<i>Removable shelves. 1 tone only.</i>				
72 x 12 x 13 ¹ / ₂	1800 x 300 x 344	M_NNN-MC7214DV	1,145	1,374
66 x 12 x 13 ¹ / ₂	1650 x 300 x 344	M_NNN-MC6614DV	1,086	1,309
60 x 12 x 13 ¹ / ₂	1500 x 300 x 344	M_NNN-MC6014DV	1,036	1,242
54 x 12 x 13 ¹ / ₂	1350 x 300 x 344	M_NNN-MC5414DV	989	1,186
48 x 12 x 13 ¹ / ₂	1200 x 300 x 344	M_NNN-MC4814DV	940	1,127
42 x 12 x 13 ¹ / ₂	1050 x 300 x 344	M_NNN-MC4214DV	892	1,066
36 x 12 x 13 ¹ / ₂	900 x 300 x 344	M_NNN-MC3614DV	844	1,025
1" (25 mm) surfaces: Clearance of 12 1/2" (318 mm) under the countertop. Specify the surface type (1, 2). Edge N.				
72 x 12 x 13 ¹ / ₂	1800 x 300 x 344	M__NN-MC7214DV	1,254	1,502
66 x 12 x 13 ¹ / ₂	1650 x 300 x 344	M__NN-MC6614DV	1,194	1,435
60 x 12 x 13 ¹ / ₂	1500 x 300 x 344	M__NN-MC6014DV	1,135	1,362
54 x 12 x 13 ¹ / ₂	1350 x 300 x 344	M__NN-MC5414DV	1,073	1,290
48 x 12 x 13 ¹ / ₂	1200 x 300 x 344	M__NN-MC4814DV	1,025	1,228
42 x 12 x 13 ¹ / ₂	1050 x 300 x 344	M__NN-MC4214DV	970	1,165
36 x 12 x 13 ¹ / ₂	900 x 300 x 344	M__NN-MC3614DV	922	1,114
1 1/2" (38 mm) surfaces: Clearance of 12" (306 mm) under the countertop. Specify the surface type (5, 6). Specify the edge (N, 1, 2).				

Modular countertops / shelves, 8" H



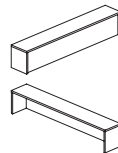
72": 3 pigeonholes.
66" to 60": 2 pigeonholes.
54" to 36": 1 pigeonhole.

W x D x H (in)	W x D x H (mm)	Code	All Laminate (\$)	HPL Surfaces (\$)
<i>Removable shelves. 1 tone only.</i>				
72 x 12 x 8 ¹ / ₂	1800 x 300 x 214	M_NNN-MC7208DV	916	1,109
66 x 12 x 8 ¹ / ₂	1650 x 300 x 214	M_NNN-MC6608DV	874	1,043
60 x 12 x 8 ¹ / ₂	1500 x 300 x 214	M_NNN-MC6008DV	825	994
54 x 12 x 8 ¹ / ₂	1350 x 300 x 214	M_NNN-MC5408DV	789	945
48 x 12 x 8 ¹ / ₂	1200 x 300 x 214	M_NNN-MC4808DV	753	905
42 x 12 x 8 ¹ / ₂	1050 x 300 x 214	M_NNN-MC4208DV	711	850
36 x 12 x 8 ¹ / ₂	900 x 300 x 214	M_NNN-MC3608DV	675	813
1" (25 mm) surfaces: Clearance of 7 3/8" (188 mm) under the countertop. Specify the surface type (1, 2). Edge N.				

Modular countertops / shelves, 8" H (con't)

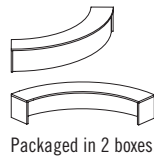
W x D x H (in)	W x D x H (mm)	Code	All Laminate (\$)	HPL Surfaces (\$)
72 x 12 x 8 ¹ / ₂	1800 x 300 x 214	M__NN-MC7208DV	1,006	1,212
66 x 12 x 8 ¹ / ₂	1650 x 300 x 214	M__NN-MC6608DV	959	1,150
60 x 12 x 8 ¹ / ₂	1500 x 300 x 214	M__NN-MC6008DV	911	1,086
54 x 12 x 8 ¹ / ₂	1350 x 300 x 214	M__NN-MC5408DV	868	1,036
48 x 12 x 8 ¹ / ₂	1200 x 300 x 214	M__NN-MC4808DV	825	994
42 x 12 x 8 ¹ / ₂	1050 x 300 x 214	M__NN-MC4208DV	784	940
36 x 12 x 8 ¹ / ₂	900 x 300 x 214	M__NN-MC3608DV	743	899
1 1/2" (38 mm) surfaces: Clearance of 6 7/8" (176 mm) under the countertop. Specify the surface type (5, 6). Specify the edge (N, 1, 2).				

Modular countertops, 14" H



W x D x H (in)	W x D x H (mm)	Code	All Laminate (\$)	HPL Surfaces (\$)
<i>Countertops for rectangular desks. Can accommodate a tackboard, refer to page 147.</i>				
72 x 12 x 13 ¹ / ₂	1800 x 300 x 344	M_NNN-MC7214	464	555
60 x 12 x 13 ¹ / ₂	1500 x 300 x 344	M_NNN-MC6014	441	537
48 x 12 x 13 ¹ / ₂	1200 x 300 x 344	M_NNN-MC4814	421	501
36 x 12 x 13 ¹ / ₂	900 x 300 x 344	M_NNN-MC3614	398	483
1" (25 mm) surfaces: Clearance of 12 1/2" (318 mm) under the countertop. Specify the surface type (1, 2). Edge N.				
72 x 12 x 13 ¹ / ₂	1800 x 300 x 344	M__NN-MC7214	506	615
60 x 12 x 13 ¹ / ₂	1500 x 300 x 344	M__NN-MC6014	483	578
48 x 12 x 13 ¹ / ₂	1200 x 300 x 344	M__NN-MC4814	464	555
36 x 12 x 13 ¹ / ₂	900 x 300 x 344	M__NN-MC3614	441	537
1 1/2" (38 mm) surfaces: Clearance of 12" (306 mm) under the countertop. Specify the surface type (5, 6). Specify the edge (N, 1, 2).				

Curved modular countertops, 90°



Packaged in 2 boxes.

W x D x H (in)	W x D x H (mm)	Code	All Laminate (\$)	HPL Surfaces (\$)
<i>For 90° curved desks.</i>				
54 x 54 x 13 ¹ / ₂	1350 x 1350 x 344	M_NNN-MCRD90	2,255	2,693
1" (25 mm) surfaces: Clearance of 12 1/2" (318 mm) under the countertop. Specify the surface type (1, 2). Edge N.				
54 x 54 x 13 ¹ / ₂	1350 x 1350 x 344	M__NN-MCRD90	2,501	2,995
Surfaces 1 1/2" (38 mm): Clearance of 12" (306 mm) under the countertop. Specify the surface type (5, 6). Specify the edge (N, 1, 2).				

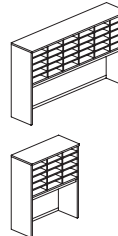
Curved modular countertops, 60°



Packaged in 2 boxes.

W x D x H (in)	W x D x H (mm)	Code	All Laminate (\$)	HPL Surfaces (\$)
<i>For 60° curved desks.</i>				
42 x 47 x 13 ¹ / ₂	1049 x 1168 x 344	M_NNN-MCRD60	2,146	2,573
1" (25 mm) surfaces: Clearance of 12 1/2" (318 mm) under the countertop. Specify the surface type (1, 2). Edge N.				
42 x 47 x 13 ¹ / ₂	1049 x 1168 x 344	M__NN-MCRD60	2,382	2,857
1 1/2" (38 mm) surfaces: Clearance of 12" (306 mm) under the countertop. Specify the surface type (5, 6). Specify the edge (N, 1, 2).				

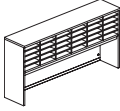

Hutches with pigeonholes, 44" H

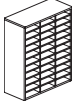



72": 30 pigeonholes.
36": 15 pigeonholes.

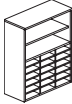
W x D x H (in)	W x D x H (mm)	Code	All Laminate (\$)	HPL Surfaces (\$)
<i>Clearance: 20 1/2". Removable shelves. Grommet. Full-width wire access. Can accommodate a tackboard, refer to page 147.</i>				
72 x 16 x 44	1800 x 400 x 1099	M1NN_-EDV7244	2,116	—
36 x 16 x 44	900 x 400 x 1099	M1NN_-EDV3644	1,591	—
Edge N. Specify the accent color (A, S). To be used with 1" surfaces.				
72 x 16 x 44	1800 x 400 x 1099	M5_N_-EDV7244	2,332	—
36 x 16 x 44	900 x 400 x 1099	M5_N_-EDV3644	1,753	—
Specify the edge (N, 1, 2). Specify the accent color (A, S). To be used with 1 1/2" surfaces.				





	W x D x H (in)	W x D x H (mm)	Code	All Laminate (\$)	HPL Surfaces (\$)
Hutches with pigeonholes, 36" H	<i>Clearance 17" (432 mm). Removable shelves. Grommet. Full-width wire access. Can accommodate a tackboard, refer to page 147.</i>				
	72 x 16 x 36	1800 x 400 x 900	M1NN_EDV7236	1,983	–
	36 x 16 x 36	900 x 400 x 900	M1NN_EDV3636	1,458	–
	Edge N. Specify the accent color (A, S). To be used with 1" surfaces.				
	72 x 16 x 36	1800 x 400 x 900	M5_N_EDV7236	2,201	–
	36 x 16 x 36	900 x 400 x 900	M5_N_EDV3636	1,621	–
Specify the edge (N, 1, 2). Specify the accent color (A, S). To be used with 1½" surfaces.					

Vertical pigeonholes, 44" H	<i>33 pigeonholes with removable shelves.</i>				
	36 x 16 x 44	900 x 400 x 1099	M1NNN-DV3644	1,840	–
	Edge N. To be used with 1" surfaces.				
	36 x 16 x 44	900 x 400 x 1099	M5_NN-DV3644	2,025	–
Specify the edge (N, 1, 2). To be used with 1½" surfaces.					


Vertical pigeonholes, 36" H	<i>24 pigeonholes with removable shelves.</i>				
	36 x 16 x 36	900 x 400 x 900	M1NNN-DV3636	1,737	–
	Edge N. To be used with 1" surfaces.				
	36 x 16 x 36	900 x 400 x 900	M5_NN-DV3636	1,928	–
Specify the edge (N, 1, 2). To be used with 1½" surfaces.					

Open bookcase hutches with pigeonholes, 44" H	<i>1 adjustable shelf. 18 pigeonholes with removable shelves.</i>				
	36 x 16 x 44	900 x 400 x 1099	M1NNN-EBDV3644	1,591	–
	Edge N. To be used with 1" surfaces.				
	36 x 16 x 44	900 x 400 x 1099	M5_NN-EBDV3644	1,742	–
Specify the edge (N, 1, 2). To be used with 1½" surfaces.					

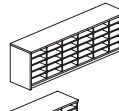

Open bookcase hutches with pigeonholes, 36" H	<i>12 pigeonholes with removable shelves.</i>				
	36 x 16 x 36	900 x 400 x 900	M1NNN-EBDV3636	1,488	–
	Edge N. To be used with 1" surfaces.				
	36 x 16 x 36	900 x 400 x 900	M5_NN-EBDV3636	1,645	–
Specify the edge (N, 1, 2). To be used with 1½" surfaces.					


Bookcase hutches with doors and pigeonholes, 44" H	<i>1 adjustable shelf. 18 pigeonholes with removable shelves.</i>				
	36 x 16 x 44	900 x 400 x 1099	M1NNN-EBDV3644P	1,863	–
	Edge N. To be used with 1" surfaces.				
	36 x 16 x 44	900 x 400 x 1099	M5_NN-EBDV3644P	2,049	–
Specify the edge (N, 1, 2). To be used with 1½" surfaces.					

	Door insert options, change P Laminate for:				
	T Translucent, add \$301; X Matrix, add \$542				

Bookcase hutches with doors and pigeonholes, 36" H	<i>12 pigeonholes with removable shelves.</i>				
	36 x 16 x 36	900 x 400 x 900	M1NNN-EBDV3636P	1,766	–
	Edge N. To be used with 1" surfaces.				
	36 x 16 x 36	900 x 400 x 900	M5_NN-EBDV3636P	1,954	–
Specify the edge (N, 1, 2). To be used with 1½" surfaces.					


	Door insert options, change P Laminate for:				
	T Translucent, add \$301; X Matrix, add \$542				

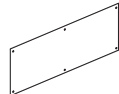
	W x D x H (in)	W x D x H (mm)	Code	All Laminate (\$)	HPL Surfaces (\$)
Wall-mounted hutches with pigeonholes	<i>Removable shelves. Can accommodate a tackboard, refer to page 147.</i>				
	72 x 16 x 22½	1800 x 400 x 567	M1NNN-EMDV7222	2,284	–
	36 x 16 x 22½	900 x 400 x 567	M1NNN-EMDV3622	1,863	–
	Edge N.				
	72 x 16 x 22½	1800 x 400 x 567	M5_NN-EMDV7222	2,512	–
	36 x 16 x 22½	900 x 400 x 567	M5_NN-EMDV3622	2,031	–
Specify the edge (N, 1, 2).					
72": 30 pigeonholes. 36": 15 pigeonholes.					

Lateral file units with pigeonholes	<i>1 file drawer with suspension bar. Lock. 9 pigeonholes with removable shelves.</i>				
	36 x 24 x 29¾	900 x 600 x 757	M_N__-2436DVLF	1,653	1,983
	36 x 20 x 29¾	900 x 500 x 757	M_N__-2036DVLF	1,574	1,888
Specify the surface type (1, 2). Edge N. Specify handle code (A, C, K, W, Z). Specify the accent color (A, S).					

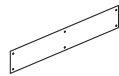
	36 x 24 x 29¾	900 x 600 x 744	M____-2436DVLF	1,819	2,189
	36 x 20 x 29¾	900 x 500 x 744	M____-2036DVLF	1,730	2,080

Specify the surface type (5, 6). Specify the edge (N, 1, 2). Specify handle code (A, C, K, W, Z). Specify the accent color (A, S).


Modular pedestal with pigeonholes	<i>3 pigeonholes with removable shelves. 1 file drawer with suspension bar. Lock. Must be installed under a work surface. 1 tone only.</i>				
	15 x 18 x 28	388 x 466 x 721	MNN__-P1518DVFL	916	–
	Specify handle code (A, C, K, W, Z). Specify the accent color (A, S).				

Front screens, 27" H	<i>Translucent acrylic screen with silver metal supports. For 43" H reception desks.</i>				
	81 x ¼ x 27½/16	2047 x 6 x 694	MNNNN-SC8127T	857	–
	69 x ¼ x 27½/16	1747 x 6 x 694	MNNNN-SC6927T	778	–
	57 x ¼ x 27½/16	1447 x 6 x 694	MNNNN-SC5727T	651	–

Screen option, change
T Translucent to: X Matrix, add \$362.

Front screens, 14" H	<i>Translucent acrylic screen with silver metal supports. For 29" H reception desks.</i>				
	81 x ¼ x 13¾/4	2047 x 6 x 350	MNNNN-SC8114T	441	–
	69 x ¼ x 13¾/4	1747 x 6 x 350	MNNNN-SC6914T	408	–
	57 x ¼ x 13¾/4	1447 x 6 x 350	MNNNN-SC5714T	342	–

Screen option, change
T Translucent to: X Matrix, add \$241.

Tackboard	<i>Mounts to 43" H reception desks. The price shown is applicable for United Chair® Grade 1 fabrics. For other grades add: Grade 2: 10%, Grade 3: 15%, Grade 4: 20%, Grade 5: 25%. Specify the fabric code after the product code.</i>				
	48 x ½ x 8¼/4	1200 x 13 x 210	MNNNN-TK4809	452	–
	Specify the fabric code after the product code.				

All United Chair® standard fabrics (except vinyls and leathers) are available.

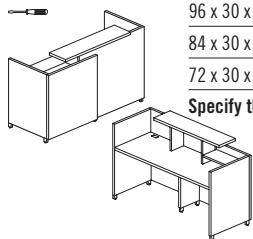
RECEPTION FURNITURE – QUAD



CODIFICATION

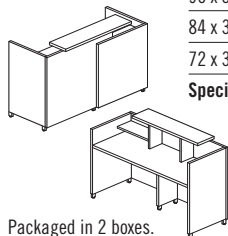
Series	Options	
	Thickness	Accent color
Q	5 Thermofused laminate 1½" top	A Anthracite Grey
	6 High-pressure laminate 1½" top	S Silver
	N N/A	N N/A

	W x D x H (in)	W x D x H (mm)	Code	All Laminate (\$)	HPL Surfaces (\$)
Left reception desks with transaction shelf, 43" H	<i>Full-height modesty panel with 1½" thick juxtaposed panel and 1" thick straight panel. 2 grommets. Clearance of 12¼" (311 mm) under the transaction shelf. Can accommodate 1 QNN_-P1518UFL or QNN_-P1518FFL modular pedestal.</i>				
	96 x 30 x 43½/16	2400 x 750 x 1100	Q_N_-GS3096S	2,549	3,068
	84 x 30 x 43½/16	2100 x 750 x 1100	Q_N_-GS3084S	2,429	2,912
	72 x 30 x 43½/16	1800 x 750 x 1100	Q_N_-GS3072S	2,304	2,766



Packaged in 2 boxes.

	W x D x H (in)	W x D x H (mm)	Code	All Laminate (\$)	HPL Surfaces (\$)
Right reception desks with transaction shelf, 43" H	<i>Full-height modesty panel with 1½" thick juxtaposed panel and 1" thick straight panel. 2 grommets. Clearance of 12¼" (311 mm) under the transaction shelf. Can accommodate 1 QNN_-P1518UFL or QNN_-P1518FFL modular pedestal.</i>				
	96 x 30 x 43½/16	2400 x 750 x 1100	Q_N_-S30966S	2,549	3,068
	84 x 30 x 43½/16	2100 x 750 x 1100	Q_N_-S30846S	2,429	2,912
	72 x 30 x 43½/16	1800 x 750 x 1100	Q_N_-S30726S	2,304	2,766

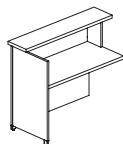


Packaged in 2 boxes.

	W x D x H (in)	W x D x H (mm)	Code	All Laminate (\$)	HPL Surfaces (\$)
Front screens, 32" H	<i>Translucent acrylic screen with silver metal supports. For 43" H reception desks.</i>				
	40 x ¼ x 31½/2	1000 x 6 x 800	QNNN-SC4032T	551	—
	34 x ¼ x 31½/2	850 x 6 x 800	QNNN-SC3432T	461	—
	28 x ¼ x 31½/2	700 x 6 x 800	QNNN-SC2832T	369	—

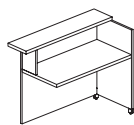


	W x D x H (in)	W x D x H (mm)	Code	All Laminate (\$)	HPL Surfaces (\$)
Return-shells with transaction shelf – left	<i>Full-height modesty panel. Clearance of 12¼" (311 mm) under the transaction shelf. Can accommodate a pedestal.</i>				
	48 x 24 x 43½/16	1200 x 600 x 1100	Q_N_-GS244843R	1,175	1,409
	42 x 24 x 43½/16	1050 x 600 x 1100	Q_N_-GS244243R	1,114	1,336



Specify the surface type (5, 6). Specify the accent color (A, S).

	W x D x H (in)	W x D x H (mm)	Code	All Laminate (\$)	HPL Surfaces (\$)
Return-shells with transaction shelf – right	<i>Full-height modesty panel. Clearance of 12¼" (311 mm) under the transaction shelf. Can accommodate a pedestal.</i>				
	48 x 24 x 43½/16	1200 x 600 x 1100	Q_N_-GR244843S	1,175	1,409
	42 x 24 x 43½/16	1050 x 600 x 1100	Q_N_-GR244243S	1,114	1,336

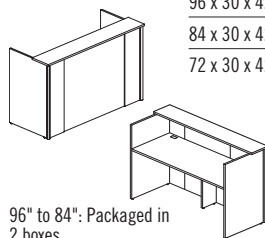


Specify the surface type (5, 6). Specify the accent color (A, S).

RECEPTION FURNITURE – CONCEPT 3

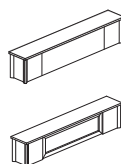


	W x D x H (in)	W x D x H (mm)	Code	All Laminate (\$)	HPL Surfaces (\$)
Reception desks with transaction shelf, 43" H	<i>Full-height modesty panel. 2 grommets. Clearance of 12½" (318 mm) under the transaction shelf. Can accommodate 1 C3-UF18, C3-UF24 or C3-FF24 pedestal.</i>				
	96 x 30 x 42½/2	2400 x 750 x 1079	C3-GS3096S	1,983	—
	84 x 30 x 42½/2	2100 x 750 x 1079	C3-GS3084S	1,888	—
	72 x 30 x 42½/2	1800 x 750 x 1079	C3-GS3072S	1,796	—



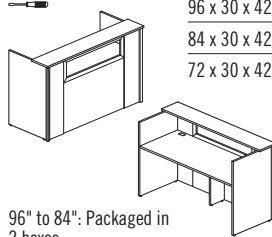
96" to 84": Packaged in 2 boxes.

	W x D x H (in)	W x D x H (mm)	Code	All Laminate (\$)	HPL Surfaces (\$)
Modular countertops, 14" H	<i>Can be used on all standard 72" (1800 mm) Lacasse desks. Clearance of 12½" (318 mm) under the countertop.</i>				
	72 x 12 x 13½/2	1800 x 300 x 344	C3-MC7214	1,186	—
	66 x 12 x 13½/2	1650 x 300 x 344	C3-MC6614	1,127	—



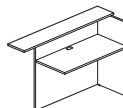
Translucent insert with aluminum frame option, specify at the end of the code: T Translucent, add \$216.

	W x D x H (in)	W x D x H (mm)	Code	All Laminate (\$)	HPL Surfaces (\$)
Translucent front reception desks with transaction shelf, 43" H	<i>Full-height modesty panel includes translucent insert with aluminum frame. 2 grommets. Clearance of 12½" (318 mm) under the transaction shelf. Can accommodate 1 C3-UF18, C3-UF24 or C3-FF24 pedestal.</i>				
	96 x 30 x 42½/2	2400 x 750 x 1079	C3-GS3096ST	2,266	—
	84 x 30 x 42½/2	2100 x 750 x 1079	C3-GS3084ST	2,169	—
	72 x 30 x 42½/2	1800 x 750 x 1079	C3-GS3072ST	2,069	—



96" to 84": Packaged in 2 boxes.

	W x D x H (in)	W x D x H (mm)	Code	All Laminate (\$)	HPL Surfaces (\$)
Return shells	<i>Reversible. 1 grommet. Can accommodate a hanging pedestal C3-UF18.</i>				
	48 x 24 x 42½/2	1200 x 600 x 1079	C3-GR2448S	1,061	—
	42 x 24 x 42½/2	1050 x 600 x 1079	C3-GR2442S	1,006	—



	W x D x H (in)	W x D x H (mm)	Code	All Laminate (\$)	HPL Surfaces (\$)
Hanging combination pedestal	<i>2 box drawers, 1 file drawer with suspension bar. Pencil tray. Lock. Must be installed under a work surface. 1 tone only.</i>				
	15 x 18 x 26	388 x 448 x 628	C3-UF18	868	—



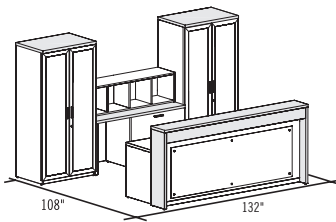
= ASSEMBLY REQUIRED

= NOT PART OF THE QUICKSHIP PROGRAM



SUGGESTIONS

M ___-PLAN15



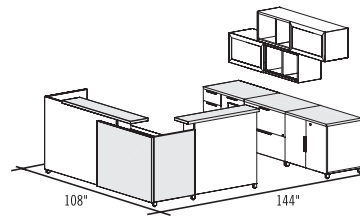
Plan shown in Reception Furniture Flyer:

M5NCS-PLAN15 \$13,164

- 1 M5NNS-GS369743SM
- 1 M5NCS-S2460LF
- 1 QNNN-E601616
- 2 M5NCS-243673BT
- 1 MNNN-SC8127T
- 2 LGC-LED37

1 1/2" Laminate thick (5), Smooth edge (N), Cubic pull (C), Anodized Aluminum kickplate (M), hutches with Translucent doors (T).

Q ___-PLAN10



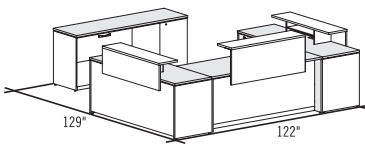
Plan shown in Reception Furniture Flyer:

Q5TS-PLAN10 \$11,229

- 1 Q5NS-S3096GS
- 1 Q5NS-GS244243R
- 1 Q5NS-2436LF
- 1 Q5NS-2436B
- 1 Q5NS-2436CO
- 2 QNTS-EM601616C

1 1/2" Laminate thick (5), Translucent (T) and Laminate (N) doors, Silver accent (S).

M ___-PLAN16



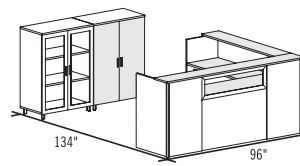
Plan shown in Reception Furniture Flyer:

M1NKS-PLAN19 \$7,982

- 1 M1NNS-GS3672SM
- 2 M1NNS-DT2472A
- 1 M1NNN-MC4814DV
- 2 M1NNN-MC4808DV
- 1 M1NKS-LF2072B
- 1 MNKS-P1518UFL

1" Laminate thick (1), Smooth edge (N), Classic pull (K), Anodized Aluminum kickplate (M), Silver accent (S).

C3-PLAN14



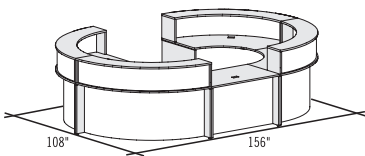
Plan shown in Reception Furniture Flyer:

C3-PLAN14 \$7,317

- 1 C3-GS3096ST
- 1 C3-GR2448S
- 1 C3-203649B
- 1 C3-203649BT
- 1 C3-UF18

Translucent insert (T) with Anodized Aluminum frame, Translucent (T) and Laminate (N) doors.

M ___-PLAN17



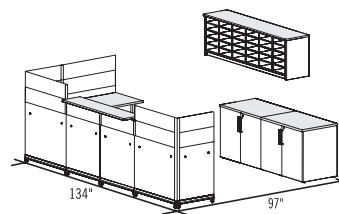
Plan shown in Reception Furniture Flyer:

M1NWS-PLAN17 \$23,303

- 2 M1NNS-GRD90B
- 2 M1NNS-GRD90C
- 1 M1NNS-GS3048SC
- 4 M1NNN-MCRD90
- 1 MNWS-F

1" Laminate thick (1), Smooth edge (N), Waterfall pull (W), Silver accent (S).

P ___-PLAN11



Plan shown in Reception Furniture Flyer:

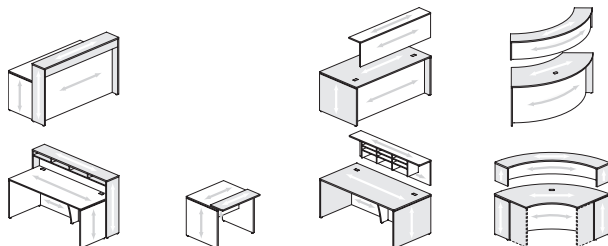
P1QS-PLAN11 \$12,097

- 3 P1NS-SFLX3336
- 2 P1NS-SFLX3324
- 2 P1NS-SFLX3330
- 3 P1NS-SOFX0836
- 3 P1NS-SOLX0836
- 2 P1NS-SOFX0824
- 2 P1NS-SOLX0824
- 2 P1NS-SOFX0830
- 2 P1NS-TR2466GR
- 1 P1NN-TR2436
- 1 P1NS-TS1254
- 1 T1NS-QTL2
- 2 P1QS-2436B
- 1 M1NNN-EMDV7222

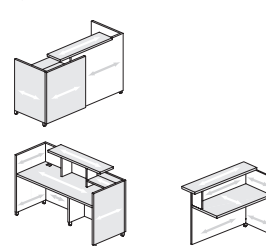
Straight pull (Q), Silver accent (S).

TYPICAL WOOD GRAIN DIRECTION FOR RECEPTION FURNITURE:

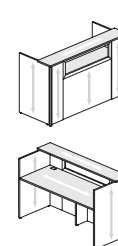
MORPHEO



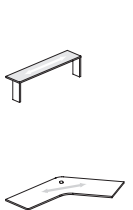
QUAD



CONCEPT 3



PANGRAM



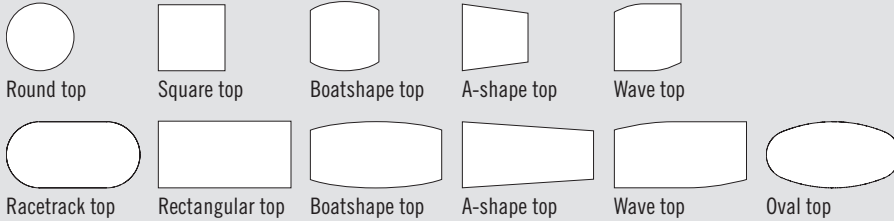
QUORUM MULTICONFERENCE



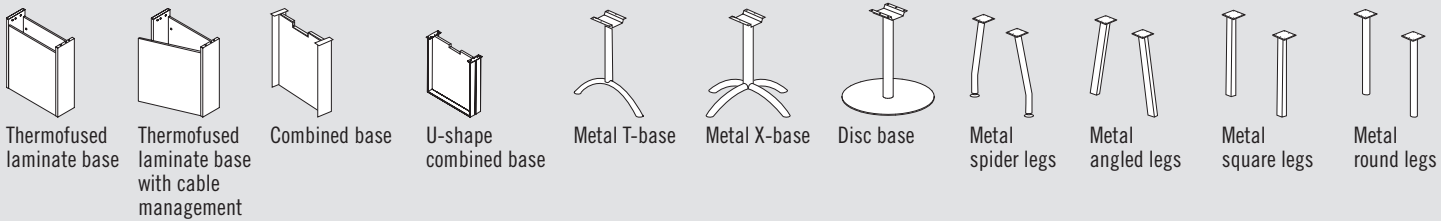
CONFERENCE TABLES

With its sophisticated, contemporary look and its ingenious and versatile design, the QUORUM MULTICONFERENCE™ collection offers absolute freedom of expression. Whether your needs include impromptu meetings between two colleagues or gatherings of 16 to 24 people, our conference tables can be adapted to a multitude of applications, with technology integration features and a wide choice of finishes, shapes and sizes.

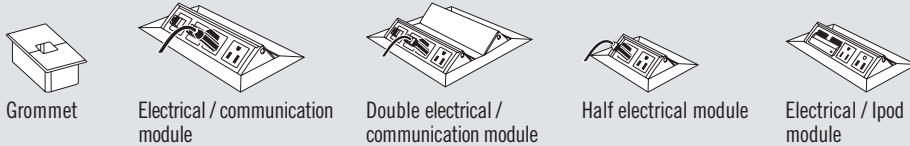
TOPS



BASES



TECHNOLOGY INTEGRATION



CONSTRUCTION

Table surfaces are made of thermofused laminate panels, finished on both sides. Scratch-resistant (45 lb/ft³) tops are 1½" (38 mm) thick and are also offered in high-pressure laminate, adding a thickness of 1/16" (1,5 mm). All surface edges are finished with thick thermoplastic polymer edgebanding.

Table surfaces are pre-drilled and the position of the bases is assured with metal-on-metal hardware assembly and metal screws. Easy to assemble, all tables meet BIFMA standards.

The price list includes a column featuring an estimated number of seating places for each table. These numbers are based on the assumption that 28" (700 mm) is the minimum space required for people to work comfortably seated next to each other.

TABLE SURFACES

Most surfaces are offered in increments of 12" (300 mm):

- Depths: 36" to 60" (900 to 1500 mm)
- Widths: 36" to 252" (900 to 6300 mm)
- Can be ordered by the inch at no up charge. Refer to next highest dimension for price.

One-piece surfaces: 96" (2400 mm) and less


Two-piece surfaces: 108" to 192" (2700 to 4800 mm)

Three-piece surfaces: 204" to 252" (5100 to 6300 mm)

EDGEBANDING

1½" (38 mm) thick tops.

N Edge



Smooth, 1/8" (3 mm) thick edge.

The N edge is matched with the finish specified for the surface.

S Edge



Silver edge.

Textured 1 Edge




Textured, 5/32" (4 mm) thick edge.

The textured 1 and 2 edges are available (and in matching color) ONLY when a wood grain finish is specified for the surface.

Textured 2 Edge



Knife Edge



The knife edge K is available (and in matching color) ONLY when a wood grain finish or Snow (SNO) is specified for the surface.

ACCENT COLORS



S – Silver



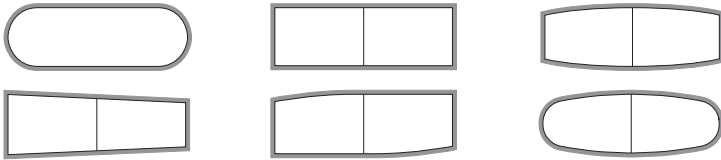
A – Anthracite Grey

The accent color applies to non-laminate components such as bases and grommets.

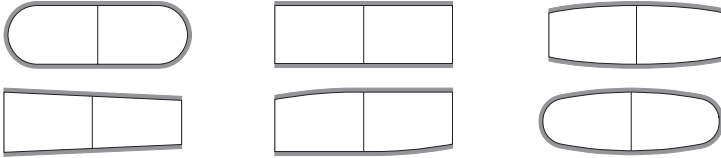
Exceptions: Power units and CB base are available in Silver anodized aluminum only.

EDGEBOARDING POSITION

Smooth N & S edgebanding



Textured 1 & 2 edgebanding



Knife edgebanding (K)



Knife edgebanding applies to square, rectangular and A-shape tops only (same position as N & S edgebandings on rectangular and square tops only).

TWO-TONE APPLICATION


Surfaces that are available in two or three pieces can be ordered in a combination of two finishes, when N and K edgebanding is specified. In the case of a two-tone application, the first finish specified will be applied to the grey area and the second finish specified will be applied to the rest of the unit.



* The woodgrain is non-continuous on 3 section tables.


TECHNOLOGY INTEGRATION

All tables can be ordered with grommets or electrical / communication modules.



G2 grommet

At the end of the surface code, specify the code for the desired grommet or electrical / communication module. Holes for **G** grommets or **P** modules are pre-drilled in a set position by the manufacturer. After the **G** or **P** code, please add the code corresponding to the number of units:



PC Electrical / communication module

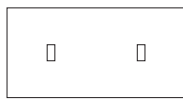
- G1:** 1 grommet (center)
- G2:** 2 grommets (both ends)
- G3:** 3 grommets (2 at the ends and 1 in the center)
- P1:** 1 electrical / communication module (center)
- P2:** 2 electrical / communication modules (both ends)
- P3:** 3 electrical / communication modules (2 at the ends and 1 in the center)

(Available in Silver anodized aluminum finish only)

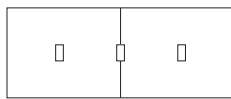
Refer to the Accessories section, page 146, for more electrical / communication modules. Cut-out to be made on-site or special-ordered.



G1/P1 All work surfaces



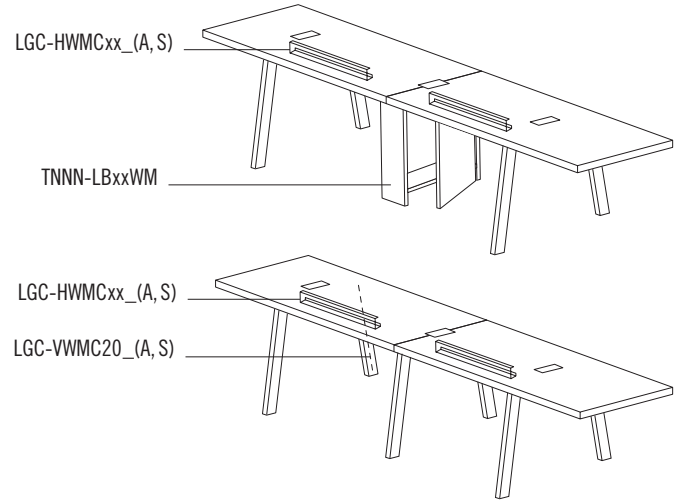
G2/P2 72" (1800 mm) and wider work surfaces



G3/P3 108" (2700 mm) and wider work surfaces

WIRE MANAGEMENT SYSTEMS

The **LB__WM** thermofused laminate base offers a vertical wire management system with a lockable storage unit. It is designed with a 6" (150 mm) recessed bottom that can be positioned above a floor plug. The hinges of the storage unit easily open up to 110°.



It is possible to add horizontal PVC wire management channels (LGC-HWMC__ (A, S)) under the table's surface or vertical PVC wire management channels (LGC-VWMC20(A, S)) on CB, ATL2, STL2, QTL2, VTL2 and TB bases. **Please refer to the Accessories section, page 146.**

Refer to the Electricom II section, page 143, for a complete electrification solution.

CONFERENCE TABLE BASES

Refer to the Compatibility Table, page 116, for the number of bases required for the dimensions of the table's surface. It is possible to order different types of bases for the same surface. CB and UCB combined bases are made of thermofused laminate with Silver anodized aluminum extrusions. Metal legs are finished with a Silver or Anthracite Grey ultra-resistant, electrostatic paint.

LEVELERS

All bases are equipped with levelers that can be adjusted to a height of 1¼" (31 mm), except for spider legs, which can be adjusted to a height of ½" (12 mm).



LB




LB__WM



CB



UCB



TB



XB33



STL2



ATL2



QTL2



VTL2



DC

CODIFICATION

Series	Finish / Thickness	Options		
		Edgebanding	Accent color	Electrical integration / Quantity
T	5 Thermofused laminate tops 1½"	N Smooth edge S Silver edge	A Anthracite Grey S Silver	_ No grommet / No module GC 1 grommet G2 2 grommets G3 3 grommets
	6 High-pressure laminate tops 1½"	1 Textured 1 edge 2 Textured 2 edge K Knife edge		PC 1 electrical / communication module P2 2 electrical / communication modules P3 3 electrical / communication modules

ORDERING EXAMPLES

Rectangular top, 48" x 96", 1½" thick thermofused laminate, Silver edgebanding, Anthracite Grey accent color, 1 grommet. Finish: One-tone in Tuscany Walnut.

T5SA-RC4896 GC TWT


Oval top, 48" x 204" (3 pieces), 1½" thick thermofused laminate, #2 textured edgebanding, 3 electrical / communication modules. Finish: One-tone in Dark Chocolate.

T52N-048204 P3 DCH











READY TO SHIP IN 5 DAYS!

Several suggested layouts, components and accessories identified by this pictogram are part of the **Lacasse quick delivery program**.

Please refer to page 3 for complete program details.


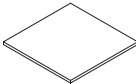
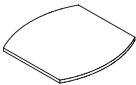

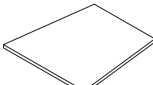
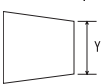
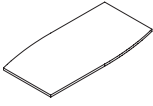




COMPATIBILITY CHART – CONFERENCE TABLES

		BASE OPTIONS																
																		
TOP LENGTHS	NO. OF BASES	LB20__	LB24__	CB20	CB24	UCB20	UCB24	TB26	TB33	XB33	DC22	DC27	STL2	ATL2	QTL2	VTL2		
36" DEPTH	36" R - SQ - B	1								•	•							
	48"	2											•	•	•	•		
	60" to 96"	2						•			•		•	•	•	•	•	
42" DEPTH	42" R - SQ - B	1								•		•						
	42" to 48"	2											•	•	•	•		
	60"	2	•		•		•	•			•		•	•	•	•	•	
	72" to 96"	2	•		•		•	•			•	•	•	•	•	•	•	•
48" DEPTH	48" R	1								•		•						
	48"	2											•	•	•	•		
	60"	2		•		•		•					•	•	•	•	•	
	72" to 96"	2		•		•		•				•	•	•	•	•	•	
	108" to 192"	3		•		•		•					•	•	•	•	•	
	204" to 252"	4		•		•		•					•	•	•	•	•	
54" DEPTH	54"	2											•	•	•	•		
	60"	2							•				•	•	•	•		
	72" to 96"	2		•		•		•					•	•	•	•	•	
	108" to 192"	3		•		•		•					•	•	•	•	•	
	204" to 252"	4		•		•		•					•	•	•	•	•	
60" DEPTH	60"	2											•	•	•	•		



HPL Surfaces (\$)

	Approx. number of places	Section	W x D (in)	X	Y	W x D (mm)	X	Y	Code	All Laminate (\$)	HPL Surfaces (\$)
 1½" thick. Grommet option, add: GC: \$61. Module option, add: PC: \$421.	4	1	36 x 36			900 x 900			T___-R36	506	645
	4	1	42 x 42			1050 x 1050			T___-R42	573	764
	4	1	48 x 48			1200 x 1200			T___-R48	662	911
	6	1	54 x 54			1350 x 1350			T___-R54	825	1,127
	6	1	60 x 60			1500 x 1500			T___-R60	899	1,290
Specify the finish (5, 6). Specify the edge (N, S, 1, 2). Grommet option, specify the accent color (A, S) or specify N for no grommet.											
 1½" thick. Grommet option, add: GC: \$61. Module option, add: PC: \$421. Knife edge (K), add 25% to list price.	4	1	36 x 36			900 x 900			T___-SQ36	421	562
	4	1	42 x 42			1050 x 1050			T___-SQ42	483	670
	4	1	48 x 48			1200 x 1200			T___-SQ48	578	808
	8	1	54 x 54			1350 x 1350			T___-SQ54	693	977
	8	1	60 x 60			1500 x 1500			T___-SQ60	825	1,156
Specify the finish (5, 6). Specify the edge (N, S, K, 1, 2). Grommet option, specify the accent color (A, S) or specify N for no grommet.											
  1½" thick. Grommet option, add: GC: \$61. Module option, add: PC: \$421.	4	1	36 x 36		30	900 x 900		750	T___-B36	452	597
	4	1	42 x 42		36	1050 x 1050		900	T___-B42	524	705
	4	1	48 x 48		36	1200 x 1200		900	T___-B48	621	868
	8	1	54 x 54		42	1350 x 1350		1050	T___-B54	748	1,066
	8	1	60 x 60		48	1500 x 1500		1200	T___-B60	856	1,237
Specify the finish (5, 6). Specify the edge (N, S, 1, 2). Grommet option, specify the accent color (A, S) or specify N for no grommet.											
  1½" thick. Grommet option, add: GC: \$61. Module option, add: PC: \$421. Knife edge (K), add 25% to list price.	4	1	36 x 36		30	900 x 900		750	T___-A36	458	609
	4	1	42 x 42		36	1050 x 1050		900	T___-A42	530	705
	4	1	48 x 48		36	1200 x 1200		900	T___-A48	628	837
	8	1	54 x 54		42	1350 x 1350		1050	T___-A54	748	994
	8	1	60 x 60		48	1500 x 1500		1200	T___-A60	837	1,201
Specify the finish (5, 6). Specify the edge (N, S, K, 1, 2). Grommet option, specify the accent color (A, S) or specify N for no grommet.											
  1½" thick. Grommet option, add: GC: \$61. Module option, add: PC: \$421.	4	1	36 x 36		33	900 x 900		825	T___-W36	452	597
	4	1	42 x 42		39	1050 x 1050		975	T___-W42	524	705
	4	1	48 x 48		42	1200 x 1200		1050	T___-W48	621	868
	8	1	54 x 54		48	1350 x 1350		1200	T___-W54	748	1,061
	8	1	60 x 60		54	1500 x 1500		1350	T___-W60	856	1,237
Specify the finish (5, 6). Specify the edge (N, S, 1, 2). Grommet option, specify the accent color (A, S) or specify N for no grommet.											
 1½" thick. Grommet option, add: GC: \$61 / G2*: \$120. Module option, add: PC: \$421 / P2*: \$844. *Tops starting at 72" wide.	4	1	48 x 36			1200 x 900			T___-RT3648	621	743
	6	1	60 x 36			1500 x 900			T___-RT3660	682	850
	6	1	72 x 36			1800 x 900			T___-RT3672	764	989
	8	1	84 x 36			2100 x 900			T___-RT3684	837	1,120
	8	1	96 x 36			2400 x 900			T___-RT3696	899	1,265
	6	1	48 x 42			1200 x 1050			T___-RT4248	628	862
	6	1	60 x 42			1500 x 1050			T___-RT4260	735	989
	8	1	72 x 42			1800 x 1050			T___-RT4272	832	1,135
	8	1	84 x 42			2100 x 1050			T___-RT4284	945	1,309
	9	1	96 x 42			2400 x 1050			T___-RT4296	1,049	1,483

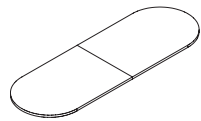
PLEASE REFER TO PAGE 114 FOR BASES AND PAGES 148-149 FOR GROMMETS AND ELECTRICAL / COMMUNICATION MODULE OPTIONS.



	Approx. number of places	Section	W x D (in)	X	Y	W x D (mm)	X	Y	Code	All Laminate (\$)	HPL Surfaces (\$)
Racetrack tops (cont'd)	7	1	60 x 48			1500 x 1200			T__-RT4860	844	1,086
	8	1	72 x 48			1800 x 1200			T__-RT4872	945	1,237
	9	1	84 x 48			2100 x 1200			T__-RT4884	1,049	1,409
	10	1	96 x 48			2400 x 1200			T__-RT4896	1,165	1,579
	8	1	60 x 54			1500 x 1350			T__-RT5460	922	1,336
	8	1	72 x 54			1800 x 1350			T__-RT5472	1,025	1,458
	9	1	84 x 54			2100 x 1350			T__-RT5484	1,135	1,574
	10	1	96 x 54			2400 x 1350			T__-RT5496	1,248	1,682

Specify the finish (5, 6). Specify the edge (N, S, 1, 2). Grommet option, specify the accent color (A, S) or specify N for no grommet.

Racetrack tops

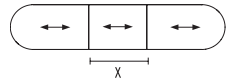
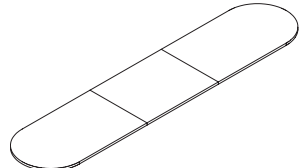


1½" thick. Packed in 2 boxes.
Grommet option, add: GC: \$61 / G2: \$120 / G3: \$181.
Module option, add: PC: \$421 / P2: \$844 / P3: \$1,265.
Two-tone combination, specify N or S edge only.

11	2	108 x 48			2700 x 1200			T__-RT48108	1,447	1,899
12	2	120 x 48			3000 x 1200			T__-RT48120	1,561	2,044
12	2	132 x 48			3300 x 1200			T__-RT48132	1,669	2,189
13	2	144 x 48			3600 x 1200			T__-RT48144	1,785	2,320
14	2	156 x 48			3900 x 1200			T__-RT48156	1,893	2,471
15	2	168 x 48			4200 x 1200			T__-RT48168	2,008	2,610
16	2	180 x 48			4500 x 1200			T__-RT48180	2,116	2,742
17	2	192 x 48			4800 x 1200			T__-RT48192	2,237	2,888
11	2	108 x 54			2700 x 1350			T__-RT54108	1,579	2,037
12	2	120 x 54			3000 x 1350			T__-RT54120	1,718	2,182
13	2	132 x 54			3300 x 1350			T__-RT54132	1,856	2,315
14	2	144 x 54			3600 x 1350			T__-RT54144	2,001	2,476
15	2	156 x 54			3900 x 1350			T__-RT54156	2,146	2,642
15	2	168 x 54			4200 x 1350			T__-RT54168	2,284	2,815
16	2	180 x 54			4500 x 1350			T__-RT54180	2,423	2,978
17	2	192 x 54			4800 x 1350			T__-RT54192	2,549	3,152

Specify the finish (5, 6). Specify the edge (N, S, 1, 2). Grommet option, specify the accent color (A, S) or specify N for no grommet.

Racetrack tops

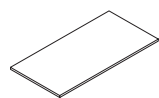


1½" thick. Packed in 3 boxes.
Grommet option, add: GC: \$61 / G2: \$120 / G3: \$181.
Module option, add: PC: \$421 / P2: \$844 / P3: \$1,265.
Two-tone combination, specify N or S edge only.

18	3	204 x 48	60		5100 x 1200	1500		T__-RT48204	2,568	3,280
20	3	216 x 48	60		5400 x 1200	1500		T__-RT48216	2,736	3,485
22	3	228 x 48	60		5700 x 1200	1500		T__-RT48228	2,917	3,702
24	3	240 x 48	60		6000 x 1200	1500		T__-RT48240	3,079	3,912
24	3	252 x 48	60		6300 x 1200	1500		T__-RT48252	3,230	4,123
20	3	204 x 54	60		5100 x 1350	1500		T__-RT54204	2,815	3,557
22	3	216 x 54	60		5400 x 1350	1500		T__-RT54216	2,954	3,755
22	3	228 x 54	60		5700 x 1350	1500		T__-RT54228	3,093	3,948
24	3	240 x 54	60		6000 x 1350	1500		T__-RT54240	3,230	4,149
24	3	252 x 54	60		6300 x 1350	1500		T__-RT54252	3,370	4,351

Specify the finish (5, 6). Specify the edge (N, S, 1, 2). Grommet option, specify the accent color (A, S) or specify N for no grommet.

Rectangular tops



1½" thick.
Grommet option, add: GC: \$61 / G2*: \$120.
Module option, add: PC: \$421 / P2*: \$844.
*Tops starting at 72" wide.
Knife edge (K), add 25% to list price.

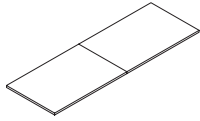
4	1	48 x 36			1200 x 900			T__-RC3648	501	682
6	1	60 x 36			1500 x 900			T__-RC3660	567	825
6	1	72 x 36			1800 x 900			T__-RC3672	639	922
8	1	84 x 36			2100 x 900			T__-RC3684	705	1,049
8	1	96 x 36			2400 x 900			T__-RC3696	789	1,165
4	1	48 x 42			1200 x 1050			T__-RC4248	542	796
6	1	60 x 42			1500 x 1050			T__-RC4260	628	945
6	1	72 x 42			1800 x 1050			T__-RC4272	735	1,080
8	1	84 x 42			2100 x 1050			T__-RC4284	844	1,217
8	1	96 x 42			2400 x 1050			T__-RC4296	959	1,356



	Approx. number of places	Section	W x D (in)	X	Y	W x D (mm)	X	Y	Code	All Laminate (\$)	HPL Surfaces (\$)
Rectangular tops (cont'd)	6	1	60 x 48			1500 x 1200			T___-RC4860	662	989
	6	1	72 x 48			1800 x 1200			T___-RC4872	772	1,120
	8	1	84 x 48			2100 x 1200			T___-RC4884	880	1,265
	8	1	96 x 48			2400 x 1200			T___-RC4896	994	1,409
	8	1	60 x 54			1500 x 1350			T___-RC5460	808	1,092
	8	1	72 x 54			1800 x 1350			T___-RC5472	905	1,228
	10	1	84 x 54			2100 x 1350			T___-RC5484	1,020	1,368
	10	1	96 x 54			2400 x 1350			T___-RC5496	1,127	1,518

Specify the finish (5, 6). Specify the edge (N, S, K, 1, 2). Grommet option, specify the accent color (A, S) or specify N for no grommet.

Rectangular tops

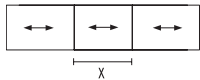
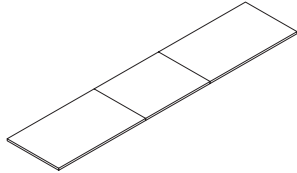


1½" thick. Packed in 2 boxes.
Grommet option, add: GC: \$61 / G2: \$120 / G3: \$181.
Module option, add: PC: \$421 / P2: \$844 / P3: \$1,265.
Two-tone combination, specify N or S edge only.
Knife edge (K), add 25% to list price.

10	2	108 x 48			2700 x 1200			T___-RC48108	1,273	1,688
10	2	120 x 48			3000 x 1200			T___-RC48120	1,387	1,802
10	2	132 x 48			3300 x 1200			T___-RC48132	1,502	1,909
12	2	144 x 48			3600 x 1200			T___-RC48144	1,616	2,055
12	2	156 x 48			3900 x 1200			T___-RC48156	1,724	2,230
14	2	168 x 48			4200 x 1200			T___-RC48168	1,840	2,398
14	2	180 x 48			4500 x 1200			T___-RC48180	1,948	2,563
16	2	192 x 48			4800 x 1200			T___-RC48192	2,061	2,730
12	2	108 x 54			2700 x 1350			T___-RC54108	1,415	1,868
12	2	120 x 54			3000 x 1350			T___-RC54120	1,531	2,008
12	2	132 x 54			3300 x 1350			T___-RC54132	1,645	2,152
14	2	144 x 54			3600 x 1350			T___-RC54144	1,753	2,290
14	2	156 x 54			3900 x 1350			T___-RC54156	1,868	2,429
16	2	168 x 54			4200 x 1350			T___-RC54168	1,977	2,568
16	2	180 x 54			4500 x 1350			T___-RC54180	2,085	2,713
18	2	192 x 54			4800 x 1350			T___-RC54192	2,206	2,857

Specify the finish (5, 6). Specify the edge (N, S, K, 1, 2). Grommet option, specify the accent color (A, S) or specify N for no grommet.

Rectangular tops

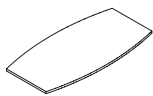


1½" thick. Packed in 3 boxes.
Grommet option, add: GC: \$61 / G2: \$120 / G3: \$181.
Module option, add: PC: \$421 / P2: \$844 / P3: \$1,265.
Two-tone combination, specify N or S edge only.
Knife edge (K), add 25% to list price.

16	3	204 x 48	60		5100 x 1200	1500		T___-RC48204	2,320	3,266
16	3	216 x 48	60		5400 x 1200	1500		T___-RC48216	2,485	3,472
18	3	228 x 48	60		5700 x 1200	1500		T___-RC48228	2,634	3,688
18	3	240 x 48	60		6000 x 1200	1500		T___-RC48240	2,779	3,899
20	3	252 x 48	60		6300 x 1200	1500		T___-RC48252	2,948	4,105
18	3	204 x 54	60		5100 x 1350	1500		T___-RC54204	2,453	3,381
18	3	216 x 54	60		5400 x 1350	1500		T___-RC54216	2,580	3,593
20	3	228 x 54	60		5700 x 1350	1500		T___-RC54228	2,707	3,803
20	3	240 x 54	60		6000 x 1350	1500		T___-RC54240	2,839	4,013
22	3	252 x 54	60		6300 x 1350	1500		T___-RC54252	2,959	4,226

Specify the finish (5, 6). Specify the edge (N, S, K, 1, 2). Grommet option, specify the accent color (A, S) or specify N for no grommet.

Boatshape tops



1½" thick.
Grommet option, add: GC: \$61 / G2*: \$120.
Module option, add: PC: \$421 / P2*: \$844.
*Tops starting at 72" wide.

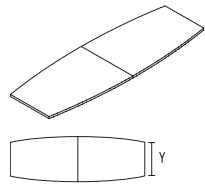
4	1	48 x 36		30	1200 x 900		750	T___-B3648	555	759
6	1	60 x 36		30	1500 x 900		750	T___-B3660	639	880
6	1	72 x 36		30	1800 x 900		750	T___-B3672	735	1,006
8	1	84 x 36		30	2100 x 900		750	T___-B3684	808	1,127
8	1	96 x 36		30	2400 x 900		750	T___-B3696	892	1,254
6	1	48 x 42		36	1200 x 1050		900	T___-B4248	592	808
6	1	60 x 42		36	1500 x 1050		900	T___-B4260	693	970
6	1	72 x 42		36	1800 x 1050		900	T___-B4272	850	1,145
8	1	84 x 42		36	2100 x 1050		900	T___-B4284	989	1,326
8	1	96 x 42		36	2400 x 1050		900	T___-B4296	1,120	1,518



	Approx. number of places	Section	W x D (in)	X	Y	W x D (mm)	X	Y	Code	All Laminate (\$)	HPL Surfaces (\$)
Boatshape tops (cont'd)	6	1	60 x 48		36	1500 x 1200		900	T___-B4860	735	1,036
	6	1	72 x 48		36	1800 x 1200		900	T___-B4872	874	1,223
	8	1	84 x 48		36	2100 x 1200		900	T___-B4884	1,013	1,409
	8	1	96 x 48		36	2400 x 1200		900	T___-B4896	1,145	1,574
	8	1	60 x 54		42	1500 x 1350		1050	T___-B5460	832	1,145
	8	1	72 x 54		42	1800 x 1350		1050	T___-B5472	916	1,290
	10	1	84 x 54		42	2100 x 1350		1050	T___-B5484	1,031	1,435
	10	1	96 x 54		42	2400 x 1350		1050	T___-B5496	1,156	1,597

Specify the finish (5, 6). Specify the edge (N, S, 1, 2). Grommet option, specify the accent color (A, S) or specify N for no grommet.

Boatshape tops

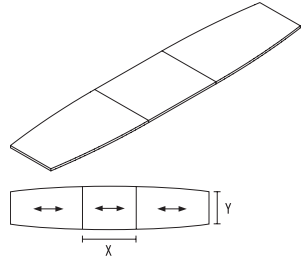


1½" thick. Packed in 2 boxes. Grommet option, add: GC: \$61 / G2: \$120 / G3: \$181. Module option, add: PC: \$421 / P2: \$844 / P3: \$1,265. Two-tone combination, specify N or S edge only.

10	2	108 x 48		36	2700 x 1200		900	T___-B48108	1,415	1,940
10	2	120 x 48		36	3000 x 1200		900	T___-B48120	1,531	2,055
10	2	132 x 48		36	3300 x 1200		900	T___-B48132	1,645	2,176
12	2	144 x 48		36	3600 x 1200		900	T___-B48144	1,753	2,310
12	2	156 x 48		36	3900 x 1200		900	T___-B48156	1,868	2,485
14	2	168 x 48		36	4200 x 1200		900	T___-B48168	1,977	2,647
14	2	180 x 48		36	4500 x 1200		900	T___-B48180	2,085	2,822
16	2	192 x 48		36	4800 x 1200		900	T___-B48192	2,206	2,984
12	2	108 x 54		42	2700 x 1350		1050	T___-B54108	1,496	1,995
12	2	120 x 54		42	3000 x 1350		1050	T___-B54120	1,621	2,139
12	2	132 x 54		42	3300 x 1350		1050	T___-B54132	1,753	2,279
14	2	144 x 54		42	3600 x 1350		1050	T___-B54144	1,893	2,418
14	2	156 x 54		42	3900 x 1350		1050	T___-B54156	2,037	2,549
16	2	168 x 54		42	4200 x 1350		1050	T___-B54168	2,182	2,701
16	2	180 x 54		42	4500 x 1350		1050	T___-B54180	2,315	2,844
18	2	192 x 54		42	4800 x 1350		1050	T___-B54192	2,460	2,978

Specify the finish (5, 6). Specify the edge (N, S, 1, 2). Grommet option, specify the accent color (A, S) or specify N for no grommet.

Boatshape tops

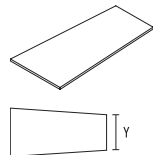


1½" thick. Packed in 3 boxes. Grommet option, add: GC: \$61 / G2: \$120 / G3: \$181. Module option, add: PC: \$421 / P2: \$844 / P3: \$1,265. Two-tone combination, specify N or S edge only.

16	3	204 x 48	60	36	5100 x 1200	1500	900	T___-B48204	2,549	3,574
16	3	216 x 48	60	36	5400 x 1200	1500	900	T___-B48216	2,724	3,811
18	3	228 x 48	60	36	5700 x 1200	1500	900	T___-B48228	2,893	4,050
18	3	240 x 48	60	36	6000 x 1200	1500	900	T___-B48240	3,068	4,291
20	3	252 x 48	60	36	6300 x 1200	1500	900	T___-B48252	3,230	4,526
18	3	204 x 54	60	42	5100 x 1350	1500	1050	T___-B54204	2,730	3,666
18	3	216 x 54	60	42	5400 x 1350	1500	1050	T___-B54216	2,863	3,905
20	3	228 x 54	60	42	5700 x 1350	1500	1050	T___-B54228	2,984	4,140
20	3	240 x 54	60	42	6000 x 1350	1500	1050	T___-B54240	3,111	4,383
22	3	252 x 54	60	42	6300 x 1350	1500	1050	T___-B54252	3,244	4,618

Specify the finish (5, 6). Specify the edge (N, S, 1, 2). Grommet option, specify the accent color (A, S) or specify N for no grommet.

A-shape tops



1½" thick. Grommet option, add: GC: \$61 / G2*: \$120. Module option, add: PC: \$421 / P2*: \$844. *Tops starting at 72" wide. Knife edge (K), add 25% to list price.

4	1	48 x 36		30	1200 x 900		750	T___-A3648	547	743
6	1	60 x 36		30	1500 x 900		750	T___-A3660	633	874
6	1	72 x 36		30	1800 x 900		750	T___-A3672	729	1,013
8	1	84 x 36		30	2100 x 900		750	T___-A3684	802	1,156
8	1	96 x 36		30	2400 x 900		750	T___-A3696	885	1,295
4	1	48 x 42		36	1200 x 1050		900	T___-A4248	609	808
6	1	60 x 42		36	1500 x 1050		900	T___-A4260	693	970
6	1	72 x 42		36	1800 x 1050		900	T___-A4272	837	1,145
8	1	84 x 42		36	2100 x 1050		900	T___-A4284	964	1,326
8	1	96 x 42		36	2400 x 1050		900	T___-A4296	1,086	1,518

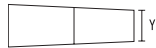
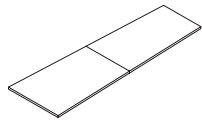


HPL Surfaces (\$)

	Approx. number of places	Section	W x D (in)	X	Y	W x D (mm)	X	Y	Code	All Laminate (\$)	HPL Surfaces (\$)
A-shape tops (cont'd)	6	1	60 x 48		36	1500 x 1200		900	T___-A4860	743	1,036
	6	1	72 x 48		36	1800 x 1200		900	T___-A4872	850	1,223
	8	1	84 x 48		36	2100 x 1200		900	T___-A4884	977	1,409
	8	1	96 x 48		36	2400 x 1200		900	T___-A4896	1,097	1,597
	8	1	60 x 54		42	1500 x 1350		1050	T___-A5460	856	1,114
	8	1	72 x 54		42	1800 x 1350		1050	T___-A5472	959	1,254
	10	1	84 x 54		42	2100 x 1350		1050	T___-A5484	1,066	1,398
	10	1	96 x 54		42	2400 x 1350		1050	T___-A5496	1,180	1,543

Specify the finish (5, 6). Specify the edge (N, S, K, 1, 2). Grommet option, specify the accent color (A, S) or specify N for no grommet.

A-shape tops

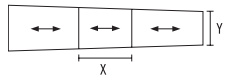
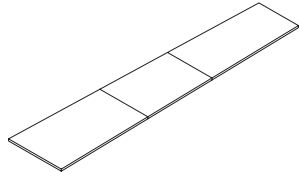


1½" thick. Packed in 2 boxes.
Grommet option, add: GC: \$61 / G2: \$120 / G3: \$181.
Module option, add: PC: \$421 / P2: \$844 / P3: \$1,265.
Two-tone combination, specify N or S edge only.
Knife edge (K), add 25% to list price.

10	2	108 x 48		36	2700 x 1200		900	T___-A48108	1,409	1,928
10	2	120 x 48		36	3000 x 1200		900	T___-A48120	1,525	2,044
10	2	132 x 48		36	3300 x 1200		900	T___-A48132	1,639	2,158
12	2	144 x 48		36	3600 x 1200		900	T___-A48144	1,742	2,296
12	2	156 x 48		36	3900 x 1200		900	T___-A48156	1,856	2,471
14	2	168 x 48		36	4200 x 1200		900	T___-A48168	1,971	2,634
14	2	180 x 48		36	4500 x 1200		900	T___-A48180	2,080	2,808
16	2	192 x 48		36	4800 x 1200		900	T___-A48192	2,201	2,971
12	2	108 x 54		42	2700 x 1350		1050	T___-A54108	1,525	1,954
12	2	120 x 54		42	3000 x 1350		1050	T___-A54120	1,653	2,061
12	2	132 x 54		42	3300 x 1350		1050	T___-A54132	1,778	2,206
14	2	144 x 54		42	3600 x 1350		1050	T___-A54144	1,899	2,345
14	2	156 x 54		42	3900 x 1350		1050	T___-A54156	2,025	2,491
16	2	168 x 54		42	4200 x 1350		1050	T___-A54168	2,158	2,627
16	2	180 x 54		42	4500 x 1350		1050	T___-A54180	2,284	2,761
18	2	192 x 54		42	4800 x 1350		1050	T___-A54192	2,413	2,917

Specify the finish (5, 6). Specify the edge (N, S, K, 1, 2). Grommet option, specify the accent color (A, S) or specify N for no grommet.

A-shape tops

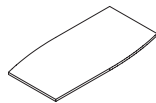


1½" thick. Packed in 3 boxes.
Grommet option, add: GC: \$61 / G2: \$120 / G3: \$181.
Module option, add: PC: \$421 / P2: \$844 / P3: \$1,265.
Two-tone combination, specify N or S edge only.
Knife edge (K), add 25% to list price.

16	3	204 x 48	60	36	5100 x 1200	1500	900	T___-A48204	2,460	3,501
16	3	216 x 48	60	36	5400 x 1200	1500	900	T___-A48216	2,616	3,713
18	3	228 x 48	60	36	5700 x 1200	1500	900	T___-A48228	2,761	3,925
18	3	240 x 48	60	36	6000 x 1200	1500	900	T___-A48240	2,930	4,134
20	3	252 x 48	60	36	6300 x 1200	1500	900	T___-A48252	3,079	4,351
18	3	204 x 54	60	42	5100 x 1350	1500	1050	T___-A54204	2,682	3,557
18	3	216 x 54	60	42	5400 x 1350	1500	1050	T___-A54216	2,815	3,749
20	3	228 x 54	60	42	5700 x 1350	1500	1050	T___-A54228	2,942	3,960
20	3	240 x 54	60	42	6000 x 1350	1500	1050	T___-A54240	3,068	4,194
22	3	252 x 54	60	42	6300 x 1350	1500	1050	T___-A54252	3,189	4,442

Specify the finish (5, 6). Specify the edge (N, S, K, 1, 2). Grommet option, specify the accent color (A, S) or specify N for no grommet.

Wave tops



1½" thick.
Grommet option, add: GC: \$61 / G2*: \$120.
Module option, add: PC: \$421 / P2*: \$844.
*Tops starting at 72" wide.

4	1	48 x 36		33	1200 x 900		825	T___-W3648	542	735
6	1	60 x 36		33	1500 x 900		825	T___-W3660	628	856
6	1	72 x 36		33	1800 x 900		825	T___-W3672	705	989
8	1	84 x 36		33	2100 x 900		825	T___-W3684	796	1,120
8	1	96 x 36		33	2400 x 900		825	T___-W3696	880	1,265
4	1	48 x 42		39	1200 x 1050		975	T___-W4248	573	796
6	1	60 x 42		39	1500 x 1050		975	T___-W4260	682	959
6	1	72 x 42		39	1800 x 1050		975	T___-W4272	837	1,127
8	1	84 x 42		39	2100 x 1050		975	T___-W4284	977	1,316
8	1	96 x 42		39	2400 x 1050		975	T___-W4296	1,109	1,502



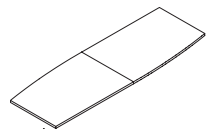
PLEASE REFER TO PAGE 114 FOR BASES AND PAGES 148-149 FOR GROMMETS AND ELECTRICAL / COMMUNICATION MODULE OPTIONS.



	Approx. number of places	Section	W x D (in)	X	Y	W x D (mm)	X	Y	Code	All Laminate (\$)	HPL Surfaces (\$)
Wave tops (cont'd)	6	1	60 x 48		42	1500 x 1200		1050	T___-W4860	748	1,061
	6	1	72 x 48		42	1800 x 1200		1050	T___-W4872	856	1,237
	8	1	84 x 48		42	2100 x 1200		1050	T___-W4884	984	1,429
	8	1	96 x 48		42	2400 x 1200		1050	T___-W4896	1,103	1,609
	8	1	60 x 54		48	1500 x 1350		1200	T___-W5460	837	1,201
	8	1	72 x 54		48	1800 x 1350		1200	T___-W5472	945	1,331
	10	1	84 x 54		48	2100 x 1350		1200	T___-W5484	1,066	1,483
	10	1	96 x 54		48	2400 x 1350		1200	T___-W5496	1,186	1,621

Specify the finish (5, 6). Specify the edge (N, S, 1, 2). Grommet option, specify the accent color (A, S) or specify N for no grommet.

Wave tops

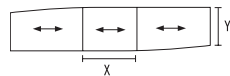
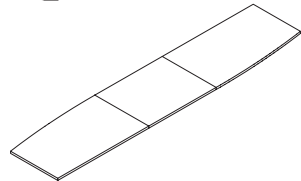


1½" thick. Packed in 2 boxes.
Grommet option, add: GC: \$61 / G2: \$120 / G3: \$181.
Module option, add: PC: \$421 / P2: \$844 / P3: \$1,265.
Two-tone combination, specify N or S edge only.

10	2	108 x 48		42	2700 x 1200		1050	T___-W48108	1,435	1,954
10	2	120 x 48		42	3000 x 1200		1050	T___-W48120	1,543	2,069
12	2	132 x 48		42	3300 x 1200		1050	T___-W48132	1,658	2,189
12	2	144 x 48		42	3600 x 1200		1050	T___-W48144	1,773	2,320
12	2	156 x 48		42	3900 x 1200		1050	T___-W48156	1,880	2,496
14	2	168 x 48		42	4200 x 1200		1050	T___-W48168	1,995	2,657
14	2	180 x 48		42	4500 x 1200		1050	T___-W48180	2,104	2,839
16	2	192 x 48		42	4800 x 1200		1050	T___-W48192	2,224	2,995
12	2	108 x 54		48	2700 x 1350		1200	T___-W54108	1,531	2,044
12	2	120 x 54		48	3000 x 1350		1200	T___-W54120	1,658	2,189
14	2	132 x 54		48	3300 x 1350		1200	T___-W54132	1,790	2,320
14	2	144 x 54		48	3600 x 1350		1200	T___-W54144	1,928	2,471
14	2	156 x 54		48	3900 x 1350		1200	T___-W54156	2,069	2,610
16	2	168 x 54		48	4200 x 1350		1200	T___-W54168	2,218	2,742
16	2	180 x 54		48	4500 x 1350		1200	T___-W54180	2,351	2,888
18	2	192 x 54		48	4800 x 1350		1200	T___-W54192	2,496	3,038

Specify the finish (5, 6). Specify the edge (N, S, 1, 2). Grommet option, specify the accent color (A, S) or specify N for no grommet.

Wave tops



1½" thick. Packed in 3 boxes.
Grommet option, add: GC: \$61 / G2: \$120 / G3: \$181.
Module option, add: PC: \$421 / P2: \$844 / P3: \$1,265.
Two-tone combination, specify N or S edge only.

16	3	204 x 48	60	42	5100 x 1200	1500	1050	T___-W48204	2,568	3,587
16	3	216 x 48	60	42	5400 x 1200	1500	1050	T___-W48216	2,736	3,822
18	3	228 x 48	60	42	5700 x 1200	1500	1050	T___-W48228	2,917	4,062
18	3	240 x 48	60	42	6000 x 1200	1500	1050	T___-W48240	3,079	4,310
20	3	252 x 48	60	42	6300 x 1200	1500	1050	T___-W48252	3,249	4,545
18	3	204 x 54	60	48	5100 x 1350	1500	1200	T___-W54204	2,761	3,646
18	3	216 x 54	60	48	5400 x 1350	1500	1200	T___-W54216	2,893	3,882
20	3	228 x 54	60	48	5700 x 1350	1500	1200	T___-W54228	3,014	4,123
20	3	240 x 54	60	48	6000 x 1350	1500	1200	T___-W54240	3,129	4,364
22	3	252 x 54	60	48	6300 x 1350	1500	1200	T___-W54252	3,244	4,599

Specify the finish (5, 6). Specify the edge (N, S, 1, 2). Grommet option, specify the accent color (A, S) or specify N for no grommet.

Oval tops



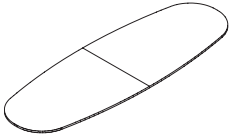
1½" thick.
Grommet option, add: GC: \$61 / G2*: \$120.
Module option, add: PC: \$421 / P2*: \$844.
*Tops starting at 72" wide.

8	1	72 x 42			1800 x 1050			T___-04272	899	1,228
8	1	84 x 42			2100 x 1050			T___-04284	1,061	1,415
9	1	96 x 42			2400 x 1050			T___-04296	1,212	1,604
8	1	72 x 48			1800 x 1200			T___-04872	970	1,336
8	1	84 x 48			2100 x 1200			T___-04884	1,092	1,531
10	1	96 x 48			2400 x 1200			T___-04896	1,217	1,713
8	1	72 x 54			1800 x 1350			T___-05472	1,020	1,387
9	1	84 x 54			2100 x 1350			T___-05484	1,145	1,531
10	1	96 x 54			2400 x 1350			T___-05496	1,273	1,669

Specify the finish (5, 6). Specify the edge (N, S, 1, 2). Grommet option, specify the accent color (A, S) or specify N for no grommet.

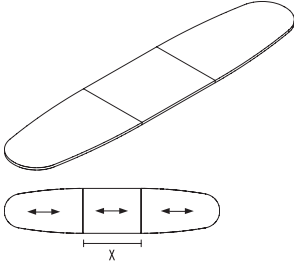


HPL Surfaces (\$)

	Approx. number of places	Section	W x D (in)	X	Y	W x D (mm)	X	Y	Code	All Laminate (\$)	HPL Surfaces (\$)
Oval tops 	11	2	108 x 48			2700 x 1200			T___-048108	1,556	2,061
	12	2	120 x 48			3000 x 1200			T___-048120	1,676	2,182
	12	2	132 x 48			3300 x 1200			T___-048132	1,802	2,290
	13	2	144 x 48			3600 x 1200			T___-048144	1,923	2,429
	14	2	156 x 48			3900 x 1200			T___-048156	2,037	2,604
	15	2	168 x 48			4200 x 1200			T___-048168	2,164	2,761
	16	2	180 x 48			4500 x 1200			T___-048180	2,284	2,942
	17	2	192 x 48			4800 x 1200			T___-048192	2,398	3,104
	11	2	108 x 54			2700 x 1350			T___-054108	1,669	2,139
	12	2	120 x 54			3000 x 1350			T___-054120	1,814	2,279
	13	2	132 x 54			3300 x 1350			T___-054132	1,954	2,418
	14	2	144 x 54			3600 x 1350			T___-054144	2,109	2,549
	15	2	156 x 54			3900 x 1350			T___-054156	2,272	2,701
	15	2	168 x 54			4200 x 1350			T___-054168	2,423	2,844
	16	2	180 x 54			4500 x 1350			T___-054180	2,580	2,978
	17	2	192 x 54			4800 x 1350			T___-054192	2,730	3,116

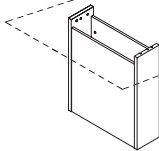


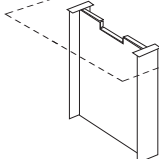

1½" thick. Packed in 2 boxes.
Grommet option, add: GC: \$61 / G2: \$120 / G3: \$181.
Module option, add: PC: \$421 / P2: \$844 / P3: \$1,265.
Two-tone combination, specify N or S edge only.

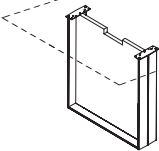
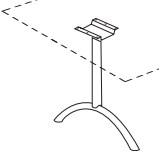
Specify the finish (5, 6). Specify the edge (N, S, 1, 2). Grommet option, specify the accent color (A, S) or specify N for no grommet.

	Approx. number of places	Section	W x D (in)	X	Y	W x D (mm)	X	Y	Code	All Laminate (\$)	HPL Surfaces (\$)
Oval tops 	18	3	204 x 48	60		5100 x 1200	1500		T___-048204	2,766	3,666
	20	3	216 x 48	60		5400 x 1200	1500		T___-048216	2,948	3,905
	22	3	228 x 48	60		5700 x 1200	1500		T___-048228	3,111	4,140
	24	3	240 x 48	60		6000 x 1200	1500		T___-048240	3,285	4,383
	24	3	252 x 48	60		6300 x 1200	1500		T___-048252	3,448	4,618
	20	3	204 x 54	60		5100 x 1350	1500		T___-054204	2,995	3,749
	22	3	216 x 54	60		5400 x 1350	1500		T___-054216	3,111	4,013
	22	3	228 x 54	60		5700 x 1350	1500		T___-054228	3,225	4,286
	24	3	240 x 54	60		6000 x 1350	1500		T___-054240	3,340	4,532
	24	3	252 x 54	60		6300 x 1350	1500		T___-054252	3,460	4,780


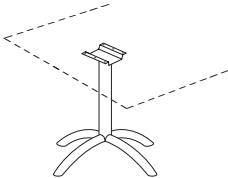
1½" thick. Packed in 3 boxes.
Grommet option, add: GC: \$61 / G2: \$120 / G3: \$181.
Module option, add: PC: \$421 / P2: \$844 / P3: \$1,265.
Two-tone combination, specify N or S edge only.

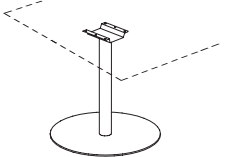
Specify the finish (5, 6). Specify the edge (N, S, 1, 2). Grommet option, specify the accent color (A, S) or specify N for no grommet.


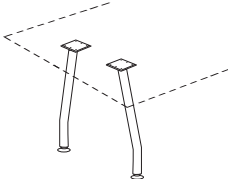
BASES		W x D x H (in)	W x D x H (mm)	Code	Price (\$)
Thermofused laminate bases 	<i>This base allows you to connect electric cables to a floor plug. WM at the end of the code indicates a base with 110° hinges and a locked storage unit. Specify the laminate finish.</i>				
	20 x 8 x 28	518 x 200 x 713	TNNN-LB20		547
	20 x 8 x 28	518 x 200 x 713	TNNN-LB20WM		687
	24 x 8 x 28	618 x 200 x 713	TNNN-LB24		573
	24 x 8 x 28	618 x 200 x 713	TNNN-LB24WM		729
Combined bases 	<i>Laminate with Silver anodized aluminum extrusions. Specify the laminate finish. Available in Silver only.</i>				
	20 x 6 x 28	530 x 150 x 713	TNNS-CB20		433
	24 x 6 x 28	630 x 150 x 713	TNNS-CB24		452

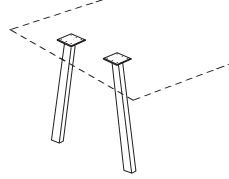
U-shaped combined bases		W x D x H (in)	W x D x H (mm)	Code	Price (\$)
	<i>Laminate with Silver anodized aluminum contour. Specify the laminate finish.</i>				
	20 x 6 x 28	530 x 150 x 713	TNNS-UCB20		530
	24 x 6 x 28	630 x 150 x 713	TNNS-UCB24		547
Metal T-bases 	<i>The top plate allows the mounting of a LGC-PC.</i>				
	30 x 3 x 28	760 x 75 x 713	TNN-TB26		327
	35 x 3 x 28	888 x 75 x 713	TNN-TB33		332


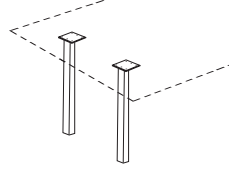
Specify the accent color (A, S).


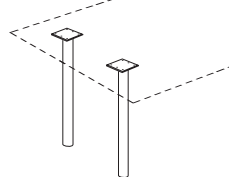
	W x D x H (in)	W x D x H (mm)	Code	Price (\$)
Metal X-base 	<i>The top plate allows the mounting of a LGC-PC.</i>			
	35 x 35 x 28	888 x 888 x 713	TNN_-XB33	656
Specify the accent color (A, S).				
				

	W x D x H (in)	W x D x H (mm)	Code	Price (\$)
Metal disc bases	<i>The top plate allows the mounting of a LGC-PC.</i>			
	22 x 4 x 28	559 x 101 x 713	TNN_-DC22	609
	27 x 4 x 28	691 x 101 x 713	TNN_-DC27	743
Specify the accent color (A, S).				
				

	W x D x H (in)	W x D x H (mm)	Code	Price (\$)
Metal spider legs	<i>2 legs.</i>			
	8 x 2 x 28	212 x 51 x 713	TNN_-STL2 	421
Specify the accent color (A, S).				
				

	W x D x H (in)	W x D x H (mm)	Code	Price (\$)
Metal angled legs	<i>2 legs.</i>			
	9 x 2 x 28	228 x 51 x 713	TNN_-ATL2	441
Specify the accent color (A, S).				
				

	W x D x H (in)	W x D x H (mm)	Code	Price (\$)
Metal square legs	<i>2 legs.</i>			
	2 x 2 x 28	51 x 51 x 713	TNN_-QTL2 	248
Specify the accent color (A, S).				
				

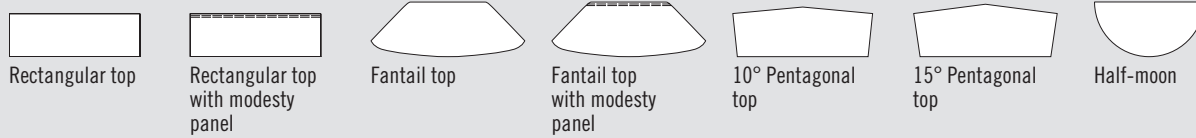
	W x D x H (in)	W x D x H (mm)	Code	Price (\$)
Metal round legs	<i>2 legs.</i>			
	2½ x 2½ x 28	64 x 64 x 713	TNN_-VTL2 	248
Specify the accent color (A, S).				
				

MODULAR TABLES

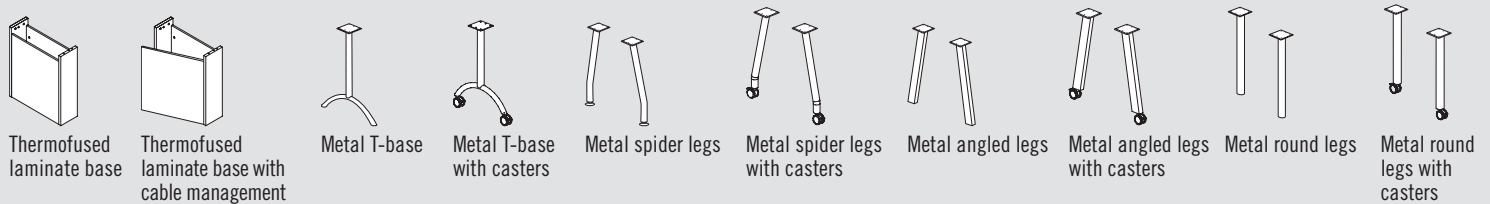
Try a modular table and you'll never want to use anything else. Highly original and adaptable, our freestanding modular tables can be easily configured to your needs and requirements, allowing you to organize all kinds of presentations, training sessions and meetings.

Explore their potential and multiple functionalities to help you find the ideal solution.

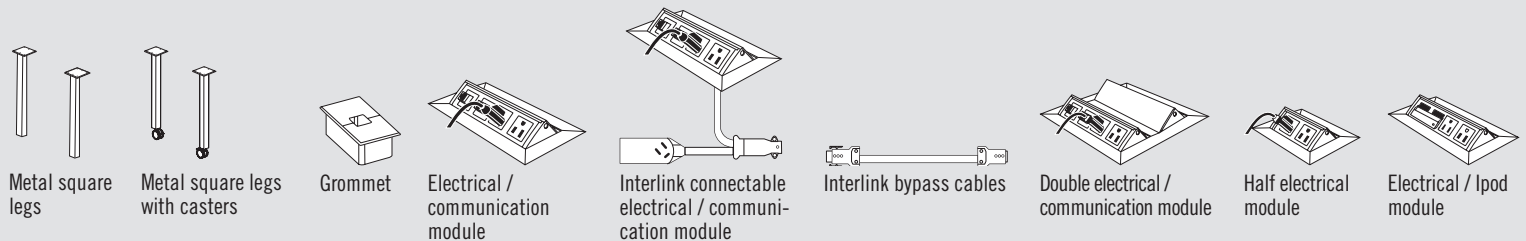
TOPS



BASES



TECHNOLOGY INTEGRATION



CONSTRUCTION

Table surfaces are made of thermofused laminate panels, finished on both sides. Scratch-resistant (45 lb/ft³) tops are 1½" (38 mm) thick and are also offered in high-pressure laminate, adding a thickness of ¼" (1,5 mm). All surface edges are finished with thick thermoplastic polymer edgebanding.



Table surfaces are pre-drilled and position of the bases is assured with metal-on-metal hardware assembly and metal screws. Easy to assemble, all tables meet BIFMA standards.


Connectors are available to attach two modular tables together, offering a quick and practical way to reconfigure your furniture, without the use of tools. Surfaces with a depth of 24" and 30" (600 and 750 mm) are perforated, ready to receive the connector. **Refer to the Accessories section, page 140.**

The price list includes a column featuring an estimated number of seating places for each table. These numbers are based on the assumption that 28" (700 mm) is the minimum space required for people to work comfortably seated next to each other.

TABLE SURFACES

- Depths: 24" and 30" (600 and 750 mm)
- Widths (depending on shapes): 36" to 96" (900 to 2400 mm), in increments of 6" (150 mm)

ACCENT COLORS



S – Silver



A – Anthracite Grey


The accent color applies to non-laminate components such as bases, grommets, and modesty supports.

Exceptions: Power units and Interlink modules are in Silver anodized aluminum.

EDGEBOARDING

1½" (38 mm) thick tops.

N edge



Smooth, ¼" (3 mm) thick edge.

The N edge is matched with the finish specified for the surface.

S edge



Silver edge.

Textured 1 edge



Textured, ⅝" (4 mm) thick edge.

Textured 2 edge



The textured 1 and 2 edges are **available (and in matching color) ONLY when a wood grain finish is specified** for the surface.

EDGEBOARDING POSITION

Smooth N & S edgebanding



Textured 1 & 2 edgebanding



MODESTY PANEL

It is possible to order rectangular or fantail tops with or without a half-height modesty panel. Modesty panels are made of 5/8" (16 mm) thick thermofused laminate panels finished on both sides. A 1 1/2" (38 mm) space between the work surface and the panel allows wires to pass through. Modesty panels are not available for 10° and 15° pentagonal tops.

TWO-TONE APPLICATION


Rectangular or fantail tops for modular tables with optional modesty panel can be ordered in a combination of two finishes. For two-tone applications, the first finish specified will be applied to the surface (grey area) and the second finish specified will be applied to the modesty panel.

TECHNOLOGY INTEGRATION


All tables can be ordered with grommets or electrical / communication modules. At the end of the table code, specify the code for the desired cut-out type. Cut-outs for **G** grommets or **P** modules are manufactured in a preset position at the factory.

P modules are available with single cord option or with Interlink system which allows multiple units to be connected together in a sequence. Refer to Interlink electrical / communication module section on page 131 for more information.

Modules need to be ordered separately when **P** option is specified. Please see page 147. **G** grommet is included with the surface.



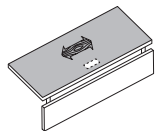
G grommet



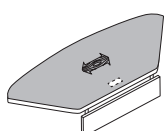
P Electrical / communication module

Refer to the Accessories section, page 146 for more electrical / communication modules. Cut-out to be made on-site or special-ordered.

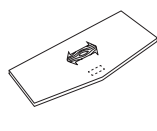
Please refer to the illustrations below for the two-tone application, the wood grain direction and the preset cut-out position for **G** grommets or **P** modules.



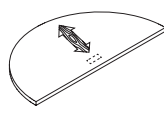
Rectangular top with modesty panel



Fantail top with modesty panel



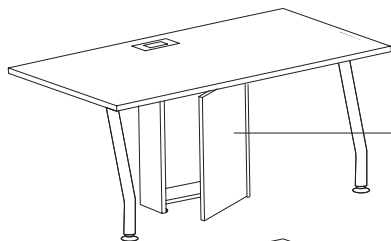
10° or 15° pentagonal top




Half-moon

WIRE MANAGEMENT SYSTEMS

The **LB__WM** thermofused laminate base offers a vertical wire management system with a lockable storage unit. It is designed with a 6" (150 mm) recessed bottom that can be positioned above a floor plug. The hinges of the storage unit easily open up to 110°. It is possible to add horizontal PVC wire management channels (LGC-HWMCxx_(A, S)) under the table's work surface or vertical PVC wire management channels (LGC-VWMC20_(A, S)) on legs. Please refer to the Accessories section, page 146.



TNNN-LB20WM



LGC-HWMCxx_(A, S)



LGC-VWMC20_(A, S)

MODULAR TABLE BASES

Refer to the Compatibility Table, on page 116, for the number of bases required for the dimensions of the table's work surface. It is possible to order different types of bases for the same surface. Metal legs are finished with a Silver or Anthracite Grey ultra-resistant, electrostatic paint.

LEVELERS

Fixed bases are equipped with levelers that can be adjusted to a height of 1/4" (31 mm), except for spider legs, which can be adjusted to a height of 1/2" (12 mm), and 24" (600 mm) T-bases, which can be adjusted to a height of 3/4" (19 mm).



LB20/LB30



LB20WM/LB30WM



TB24



STL2



ATL2



VTL2



QTL2



MTB24



MSTL2



MATL2



MVTL2



MQTL2

CODIFICATION

Series	Finish / Thickness	Edgebanding	Options	
			Accent color	Electrical integration / Quantity
T	5 Thermofused laminate 1 1/2"	N Smooth edge S Silver edge	N N/A A Anthracite Grey S Silver	_ No grommet / No module G Grommet P Cut-out for electrical / communication module
	6 High-pressure laminate 1 1/2"	1 Textured 1 edge 2 Textured 2 edge		

ORDERING EXAMPLES

Rectangular top, 30" x 60", 1 1/2" thick thermofused laminate, smooth edgebanding, modesty panel, cut-out with grommet, Silver. Finish: One-tone in Tuscany Walnut.

T5NS-RCMM3060 G TWT

10° pentagonal top, 24" x 60", 1 1/2" thick thermofused laminate, #1 textured edgebanding, cut-out for 1 electrical / communication module. Finish: One-tone in Natural Cherry.

T51N-PM2460 P NTL

Fantail top, 24" x 48", 1 1/2" thick high-pressure laminate, smooth edgebanding, modesty panel. Finish: Two-tone in Tuscany Walnut and Willow Grey.

T6NN-FTMM2448 TWT/WGR








READY TO SHIP IN 5 DAYS!

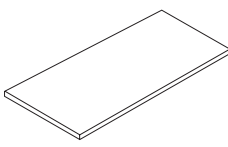
Several suggested layouts, components and accessories identified by this pictogram are part of the **Lacasse quick delivery program**.

Please refer to page 3 for complete program details.



COMPATIBILITY CHART – MODULAR TABLES

		BASE OPTIONS						
								
		TB24 + LB20	STL2 + LB20 ATL2 + LB20 QTL2 + LB20 VTL2 + LB20	STL2 + LB30 ATL2 + LB30 QTL2 + LB30 VTL2 + LB30 TB24 + LB30	TB24	STL2 ATL2 QTL2 VTL2	MTB24	MSTL2 MATL2 MQTL2 MVTL2
RECTANGULAR PENTAGONAL	SURFACE DEPTHS							
	SURFACE WIDTHS							
24"	48" à 72"	•	•		•	•	•	•
	78" à 96"	•			•	•		
	48" à 72"	•	•		•	•	•	•
	78" à 96"	•			•	•		
30"	36" à 42"				•	•	•	•
	48" à 60"	•	•		•	•	•	•
	42"				•	•	•	•
	48" à 60"	•	•		•	•	•	•
30"	60"			•	•	•	•	•

Rectangular tops	Approx. number of places	W x D (in)	X	Y	Z	W x D (mm)	X	Y	Z	Code	All Laminate (\$)	HPL Surfaces (\$)
	1	48 x 24				1200 x 600				T___-RCM2448	458	597
	2	54 x 24				1350 x 600				T___-RCM2454	501	639
	2	60 x 24				1500 x 600				T___-RCM2460	537	682
	2	66 x 24				1650 x 600				T___-RCM2466	567	743
	2	72 x 24				1800 x 600				T___-RCM2472	609	784
	3	78 x 24				1950 x 600				T___-RCM2478	639	832
	3	84 x 24				2100 x 600				T___-RCM2484	675	885
	3	90 x 24				2250 x 600				T___-RCM2490	729	953
	3	96 x 24				2400 x 600				T___-RCM2496	764	999
	1	48 x 30				1200 x 750				T___-RCM3048	513	675
2	54 x 30				1350 x 750				T___-RCM3054	547	729	
2	60 x 30				1500 x 750				T___-RCM3060	578	772	
2	66 x 30				1650 x 750				T___-RCM3066	621	832	
2	72 x 30				1800 x 750				T___-RCM3072	656	880	
3	78 x 30				1950 x 750				T___-RCM3078	705	953	
3	84 x 30				2100 x 750				T___-RCM3084	759	1,006	
3	90 x 30				2250 x 750				T___-RCM3090	802	1,073	
3	96 x 30				2400 x 750				T___-RCM3096	856	1,127	

Specify the finish (5, 6). Specify the edge (N, S, 1, 2). Grogmet option, specify the accent color (A, S) or specify N for no grogmet.

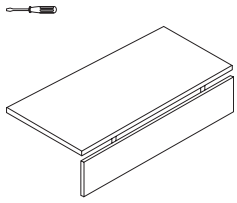
FOR P OPTION: REFER TO PAGE 149 FOR PC MODULE OR PAGE 131 FOR INTERLINK CONNECTION MODULE. SOME RESTRICTIONS APPLY. SEE INSTRUCTIONS BEFORE PLACING ORDER.

QUORUM MULTICONFERENCE – MODULAR TABLES



All Laminate (\$)
HPL Surfaces (\$)

Rectangular tops with modesty panel

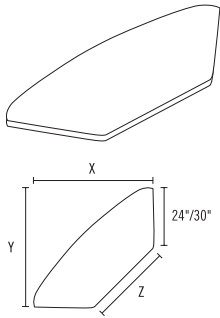


1½" thick. Laminate modesty panel 5/8" thick. 2 supports included. Grommet option, add: G: \$61. Specify the accent color (A, S). Module cut-out option, add: P at the end of the code.

Approx. number of places	W x D (in)	X	Y	Z	W x D (mm)	X	Y	Z	Code	All Laminate (\$)	HPL Surfaces (\$)
1	48 x 24				1200 x 600				T__-RCMM2448	645	764
2	54 x 24				1350 x 600				T__-RCMM2454	675	808
2	60 x 24				1500 x 600				T__-RCMM2460	718	868
2	66 x 24				1650 x 600				T__-RCMM2466	759	916
2	72 x 24				1800 x 600				T__-RCMM2472	796	984
3	78 x 24				1950 x 600				T__-RCMM2478	856	1,036
3	84 x 24				2100 x 600				T__-RCMM2484	899	1,103
3	90 x 24				2250 x 600				T__-RCMM2490	959	1,175
3	96 x 24				2400 x 600				T__-RCMM2496	999	1,228
1	48 x 30				1200 x 750				T__-RCMM3048	675	856
2	54 x 30				1350 x 750				T__-RCMM3054	729	899
2	60 x 30				1500 x 750				T__-RCMM3060	772	964
2	66 x 30				1650 x 750				T__-RCMM3066	825	1,020
2	72 x 30				1800 x 750				T__-RCMM3072	888	1,086
3	78 x 30				1950 x 750				T__-RCMM3078	916	1,156
3	84 x 30				2100 x 750				T__-RCMM3084	984	1,223
3	90 x 30				2250 x 750				T__-RCMM3090	1,031	1,295
3	96 x 30				2400 x 750				T__-RCMM3096	1,092	1,362

Specify the finish (5, 6). Specify the edge (N, S, 1, 2). Specify the accent color (A, S).

Fantail tops

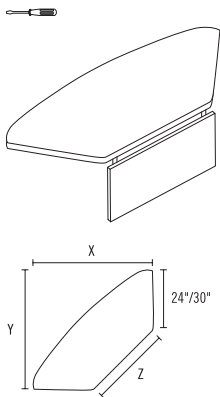


1½" thick. Grommet option, add: G: \$61. Specify the accent color (A, S). Module cut-out option, add: P at the end of the code.

1	50 x 24	36	36	13¼	1273 x 610	900	900	335	T__-FTM2436	506	633
1	58 x 24	42	42	21½	1485 x 610	1050	1050	547	T__-FTM2442	537	662
2	67 x 24	48	48	29⅞	1697 x 610	1200	1200	759	T__-FTM2448	555	705
2	75 x 24	54	54	38¼	1909 x 610	1350	1350	971	T__-FTM2454	578	748
2	83 x 24	60	60	46½	2121 x 610	1500	1500	1183	T__-FTM2460	609	784
1	58 x 28	42	42	13¼	1485 x 715	1050	1050	335	T__-FTM3042	573	748
2	67 x 28	48	48	21½	1697 x 715	1200	1200	541	T__-FTM3048	615	796
2	75 x 28	54	54	29⅞	1909 x 715	1350	1350	759	T__-FTM3054	639	856
2	83 x 28	60	60	46½	2121 x 715	1500	1500	971	T__-FTM3060	682	922

Specify the finish (5, 6). Specify the edge (N, S, 1, 2). Grommet option, specify the accent color (A, S) or specify N for no grommet.

Fantail tops with modesty panel



1½" thick. Laminate modesty panel 5/8" thick. 2 supports included. Grommet option, add: G: \$61. Specify the accent color (A, S). Module cut-out option, add: P at the end of the code.

1	50 x 24	36	36	13¼	1273 x 610	900	900	335	T__-FTMM2436	687	825
2	58 x 24	42	42	21½	1485 x 610	1050	1050	547	T__-FTMM2442	735	862
2	67 x 24	48	48	29⅞	1697 x 610	1200	1200	759	T__-FTMM2448	759	905
2	75 x 24	54	54	38¼	1909 x 610	1350	1350	971	T__-FTMM2454	784	959
3	83 x 24	60	60	46½	2121 x 610	1500	1500	1183	T__-FTMM2460	825	999
2	58 x 28	42	42	13¼	1485 x 715	1050	1050	335	T__-FTMM3042	778	953
2	67 x 28	48	48	21½	1697 x 715	1200	1200	541	T__-FTMM3048	825	1,006
2	75 x 28	54	54	29⅞	1909 x 715	1350	1350	759	T__-FTMM3054	856	1,073
3	83 x 28	60	60	46½	2121 x 715	1500	1500	971	T__-FTMM3060	899	1,145

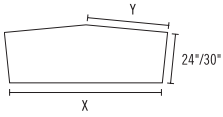
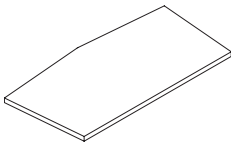
Specify the finish (5, 6). Specify the edge (N, S, 1, 2). Specify the accent color (A, S).



HPL Surfaces (\$)

All Laminate (\$)

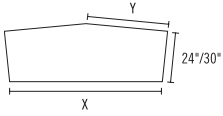
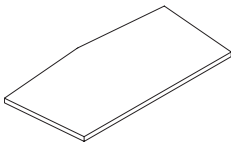
Approx. number of places	W x D (in)	X	Y	Z	W x D (mm)	X	Y	Z	Code	All Laminate (\$)	HPL Surfaces (\$)
10° Pentagonal tops											
2	51 ³ / ₈ x 25 ⁷ / ₈	48	25 ¹ / ₂		1304 x 654	1200	648		T___-PM2448	542	687
2	57 ³ / ₈ x 26	54	28 ¹ / ₂		1454 x 661	1350	724		T___-PM2454	567	743
2	63 ¹ / ₂ x 26 ³ / ₈	60	31 ¹ / ₂		1604 x 667	1500	799		T___-PM2460	597	784
2	69 x 26 ¹ / ₂	66	34 ¹ / ₂		1754 x 674	1650	874		T___-PM2466	633	837
2	75 x 26 ⁷ / ₈	72	37 ³ / ₈		1904 x 681	1800	949		T___-PM2472	662	880
3	81 x 27	78	40 ³ / ₈		2054 x 687	1950	1025		T___-PM2478	705	945
3	86 ⁷ / ₈ x 27 ³ / ₈	84	43 ³ / ₈		2204 x 694	2100	1100		T___-PM2484	759	999
2	64 ³ / ₈ x 32 ¹ / ₄	60	32		1630 x 818	1500	812		T___-PM3060	670	911
2	70 x 31 ¹ / ₂	66	35		1780 x 825	1650	887		T___-PM3066	705	970
2	76 x 32 ³ / ₄	72	38		1930 x 831	1800	963		T___-PM3072	748	1,013
3	82 x 33	78	40 ⁷ / ₈		2080 x 838	1950	1038		T___-PM3078	784	1,073
3	87 ⁷ / ₈ x 32 ¹ / ₄	84	43 ⁷ / ₈		2230 x 844	2100	1113		T___-PM3084	837	1,120



1¹/₂" thick.
Grommet option, add: G: \$61.
Module cut-out option, add: P at the end of the code.

Specify the finish (5, 6). Specify the edge (N, S, 1, 2). Grommet option, specify the accent color (A, S) or specify N for no grommet.

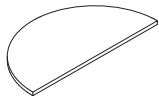
15° Pentagonal tops											
2	53 ³ / ₈ x 27	48	26 ¹ / ₂		1356 x 683	1200	674		T___-PM24485	542	687
2	59 ⁵ / ₁₆ x 27 ⁵ / ₁₆	54	29 ¹ / ₂		1506 x 693	1350	750		T___-PM24545	567	743
2	65 ¹ / ₄ x 27 ³ / ₄	60	32 ¹ / ₂		1656 x 703	1500	826		T___-PM24605	597	784
2	71 x 28	66	35 ¹ / ₂		1806 x 713	1650	901		T___-PM24665	633	837
2	77 x 28 ³ / ₈	72	38 ¹ / ₂		1956 x 722	1800	977		T___-PM24725	662	880
3	83 x 28 ⁷ / ₈	78	41 ¹ / ₂		2106 x 732	1950	1053		T___-PM24785	705	945
3	88 ⁷ / ₈ x 29 ¹ / ₄	84	44 ¹ / ₂		2256 x 742	2100	1128		T___-PM24845	759	999
2	66 ³ / ₄ x 33 ⁵ / ₈	60	33 ³ / ₄		1695 x 854	1500	845		T___-PM30605	670	911
2	72 ⁵ / ₈ x 34	66	36 ¹ / ₄		1845 x 864	1650	920		T___-PM30665	705	970
2	78 ¹ / ₂ x 34 ³ / ₈	72	39 ¹ / ₄		1995 x 874	1800	997		T___-PM30725	748	1,013
3	84 ¹ / ₂ x 34 ⁷ / ₈	78	42 ¹ / ₄		2145 x 884	1950	1072		T___-PM30785	784	1,073
3	90 ³ / ₈ x 35 ¹ / ₄	84	45 ¹ / ₈		2295 x 893	2100	1148		T___-PM30845	837	1,120



1¹/₂" thick.
Grommet option, add: G: \$61.
Module cut-out option, add: P at the end of the code.

Specify the finish (5, 6). Specify the edge (N, S, 1, 2). Grommet option, specify the accent color (A, S) or specify N for no grommet.

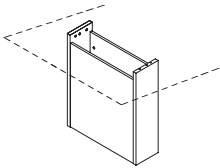


Half-moon tops											
2	60 x 30				1500 x 750				T___-HRM3060	645	825

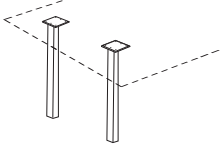



1¹/₂" thick.
Grommet option, add: G: \$61.
Specify the finish (A, S).
Module cut-out option, add: P at the end of the code.

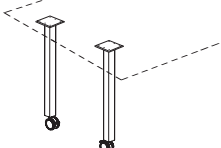

Specify the finish (5, 6). Specify the edge (N, S, 1, 2). Grommet option, specify the accent color (A, S) or specify N for no grommet.

QUORUM MULTICONFERENCE – MODULAR TABLES

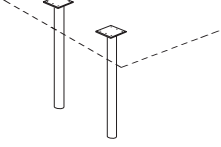

	W x D x H (in)	W x D x H (mm)	Code	Price (\$)
Thermofused laminate bases  <p><i>This base allows you to connect electric cables to a floor plug. WM at the end of the code indicates a base with 110° hinges and a locked storage unit. Specify the laminate finish.</i></p>	20 x 8 x 28	518 x 200 x 713	TNN-LB20	 547
	20 x 8 x 28	518 x 200 x 713	TNN-LB20WM	 687
	30 x 8 x 28	768 x 200 x 713	TNN-LB30	615
	30 x 8 x 28	768 x 200 x 713	TNN-LB30WM	759

Metal square legs 	<i>2 legs.</i>			
	2 x 2 x 28	51 x 51 x 713	TNN_-QTL2	 248

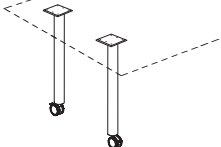

Specify the accent color (A, S).

Metal square legs with casters 	<i>2 legs. Casters with brakes.</i>			
	2 x 2 x 28	51 x 51 x 713	TNN_-MQTL2	 248

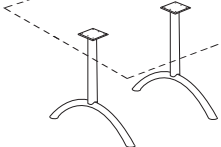

Specify the accent color (A, S).

Metal round legs 	<i>2 legs.</i>			
	2½ x 2½ x 28	64 x 64 x 713	TNN_-VTL2	 248

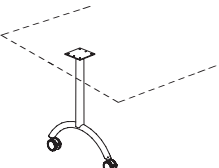

Specify the accent color (A, S).

Metal round legs with casters 	<i>2 legs. Casters with brakes.</i>			
	2½ x 2½ x 28	64 x 64 x 713	TNN_-MVTL2	 248

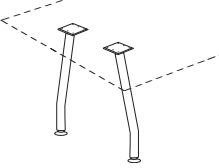

Specify the accent color (A, S).

Metal T-bases 	<i>2 legs.</i>			
	23 x 2 x 28	588 x 51 x 713	TNN_-TB24	 494

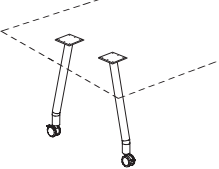
Specify the accent color (A, S).

	W x D x H (in)	W x D x H (mm)	Code	Price (\$)
Metal T-bases with casters 	<i>2 legs. Casters with brakes.</i>			
	21 x 2 x 28	531 x 51 x 713	TNN_-MTB24	 494

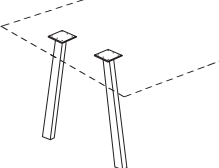
Specify the accent color (A, S).

Metal spider legs 	<i>2 legs. Aluminum levelers.</i>			
	8 x 2 x 28	212 x 51 x 713	TNN_-STL2	 421

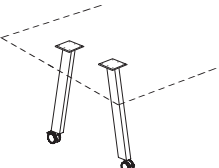
Specify the accent color (A, S).

Metal spider legs with casters 	<i>2 legs. Casters with brakes.</i>			
	8 x 2 x 28	212 x 51 x 713	TNN_-MSTL2	494

Specify the accent color (A, S).

Metal angled legs 	<i>2 legs.</i>			
	9 x 2 x 28	228 x 51 x 713	TNN_-ATL2	441

Specify the accent color (A, S).

Metal angled legs with casters 	<i>2 legs. Casters with brakes.</i>			
	9 x 2 x 28	228 x 51 x 713	TNN_-MATL2	441

Specify the accent color (A, S).

INTERLINK ELECTRICAL & COMMUNICATION MODULES

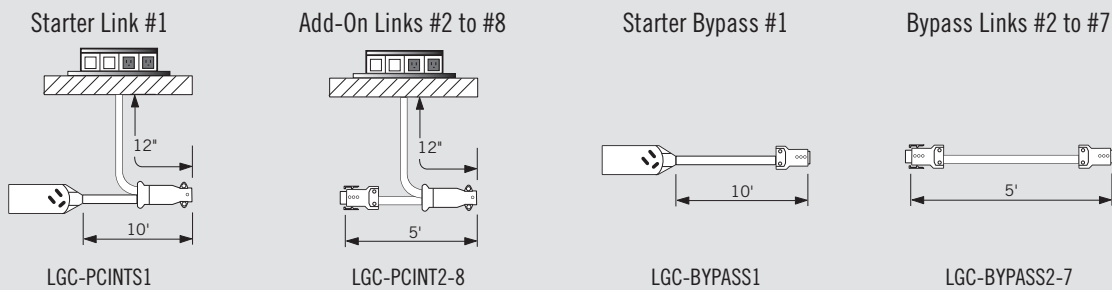
- When multiple power modules are needed for modular tables, but there is not necessary power supply to do so, then Interlink Electrical and Communication modules are the solution. Interlink allows the connection of one power module to the next, providing power for all of them in the series. Designed specifically for movable furniture, Interlink allows you to configure your workspace exactly how you want it.
- Single circuit power.
- Interlink Electrical and Communication module allows the possibility to add two outlets for fax, phone, or computer.
- Up to 8 duplex devices, 40 ft maximum total length.

To have 8 tables connected on-line, they must be smaller or equal to 60" (1500 mm) in length. If the tables measure more than 60" in length, the links must be connected with a bypass link.

- Links are numbered and color-coded and must be connected in sequence, for example, black with black, red with red. It is an electrical system easy to connect and disconnect.
- Bypass Links: required for tables over 60" (1500 mm) in length, are color and number coded exactly like the links, must be connected in sequence. For each bypass link included in the connection, one link must be deducted to have a maximum of 8 units overall.
- Anodized aluminum finish.
- UL recognized electrical power module component per UL 962.

*Remember to use adhesive wire channel LGC-HWMC__ to manage wires.
Refer to the Accessories section, page 146.

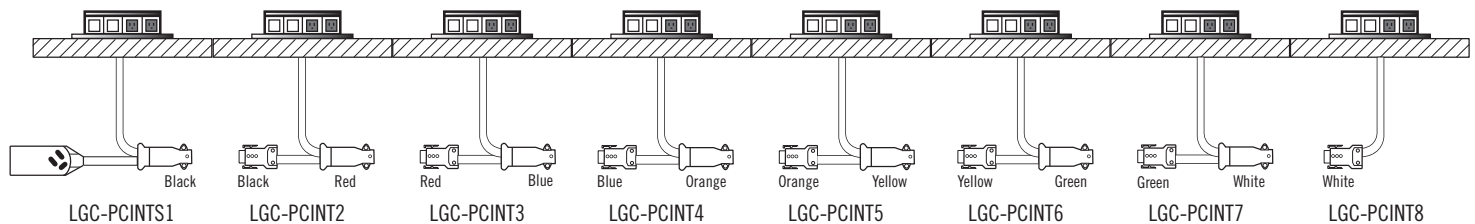
COMPONENTS OF THE INTERLINK SYSTEM: STARTER AND ADD-ON



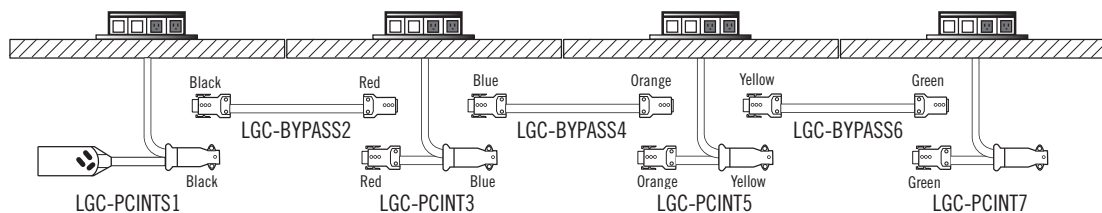
HOW TO CONNECT THE INTERLINK UNITS WITH EACH OTHER

Links and Bypass Links must be connected in sequence:

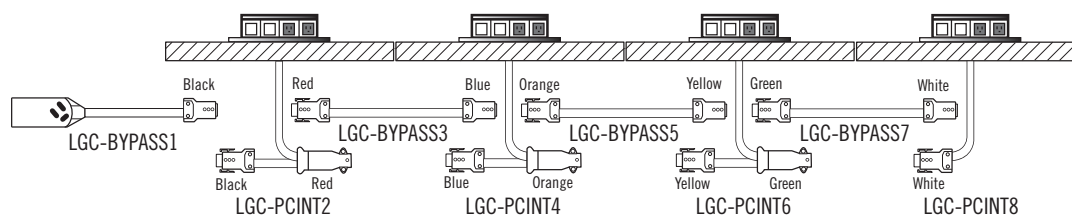
- Example with 8 tables of 60": 8 Links, no Bypass Links



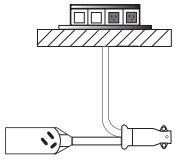
- Example with 4 tables of 96": 4 Links, 3 Bypass Links



- Example with 4 tables of 72": 4 Links. Since the first Link is placed at more than 10 ft from the power source, the connection starts with the starter Bypass #1.



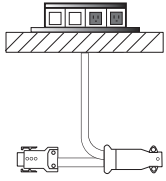
Starter electrical link module #1



8¼ x 4¾ x 3"
212 x 110 x 75 mm

Description	Color	Code	Price (\$)
<i>2 electrical outlets. Can accommodate 2 computer jack models for AMP or Panduit, fax, telephone. 10' cord with wall outlet. Anodized aluminum.</i>			
Starter link #1	Black	LGC-PCINTS1	530

Electrical link modules



8¼ x 4¾ x 3"
212 x 110 x 75 mm


<i>2 electrical outlets. Can accommodate 2 computer jack models for AMP or Panduit, fax, telephone. 5' cord. Anodized aluminum.</i>			
Add-on Link #2	Black/Red	LGC-PCINT2	458
Add-on Link #3	Red/Blue	LGC-PCINT3	458
Add-on Link #4	Blue/Orange	LGC-PCINT4	458
Add-on Link #5	Orange/Yellow	LGC-PCINT5	458
Add-on Link #6	Yellow/Green	LGC-PCINT6	458
Add-on Link #7	Green/White	LGC-PCINT7	458
Add-on Link #8	White	LGC-PCINT8	458

Starter bypass cable #1



Description	Color	Code	Price (\$)
<i>Used when modular table is farther than 5' from power supply. 10' cord with wall outlet.</i>			
Bypass Starter #1	Black	LGC-BYPASS1	199

Bypass cables



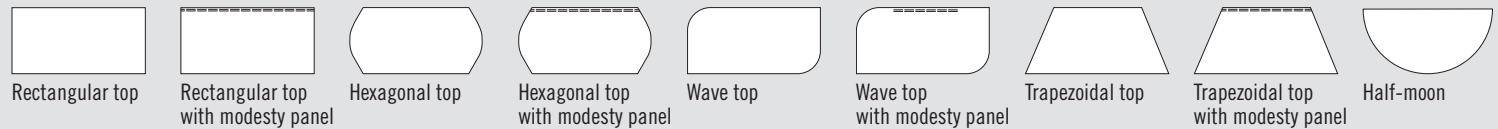
<i>To connect electrical link modules to each other, when modular tables are 66" (1650 mm) or longer. 5' cord.</i>			
Bypass Link #2	Black/Red	LGC-BYPASS2	132
Bypass Link #3	Red/Blue	LGC-BYPASS3	132
Bypass Link #4	Blue/Orange	LGC-BYPASS4	132
Bypass Link #5	Orange/Yellow	LGC-BYPASS5	132
Bypass Link #6	Yellow/Green	LGC-BYPASS6	132
Bypass Link #7	Green/White	LGC-BYPASS7	132

TRAINING TABLES

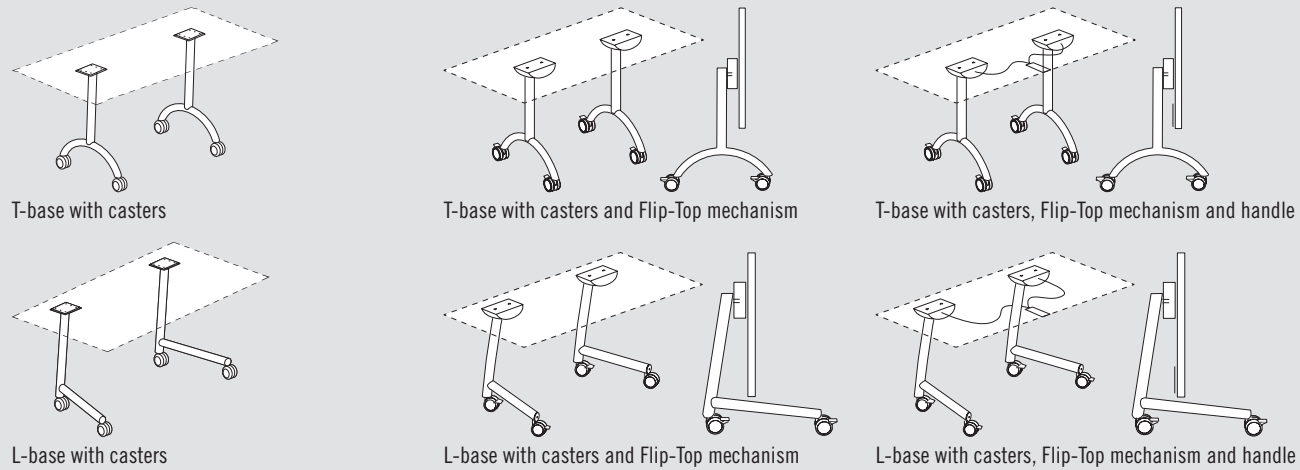
Coordinate shapes and sizes in record times as your needs change. With four locking casters and an optional Flip-Top mechanism that allows you to fold the top down, our training tables can be nested together, moved and stored away, depending on your daily activities.

Finally, a training table that truly makes your life easier!

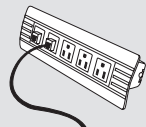
TOPS



BASES



TECHNOLOGY INTEGRATION



Removable electrical / communication module

CONSTRUCTION

Table surfaces are made of thermofused laminate panels, finished on both sides. Scratch-resistant (45 lb/ft³) tops are 1" (25 mm) thick and are also offered in high-pressure laminate, adding a thickness of 1/16" (1,5 mm). All surface edges are finished with thick thermoplastic polymer edgebanding.



Table surfaces are pre-drilled and bases are easy to position with metal-on-metal hardware assembly and metal screws. Easy to assemble, all tables meet BIFMA standards.

Connectors are available to attach two training tables together, offering a quick and practical way to reconfigure your workspace, without the use of tools. Surfaces with a depth of 24" and 30" (600 and 750 mm) are perforated, ready to receive the connector. **Refer to the Accessories section, page 146.**

The price list includes a column featuring an estimated number of seating places for each table. These numbers are based on the assumption that 28" (700 mm) is the minimum space required for people to work comfortably seated next to each other.


SURFACES

- Depths: 24" and 30" (600 and 750 mm)
- Widths: 48" to 72" (1200 to 1800 mm), in increments of 6" (150 mm)

EDGEBOARDING

1" (25 mm) thick tops.

N Edge



Smooth, 1/8" (3 mm) thick edge.

The **N** edge is matched with the finish specified for the surface.

S Edge



Silver edge

ACCENT COLORS



S – Silver

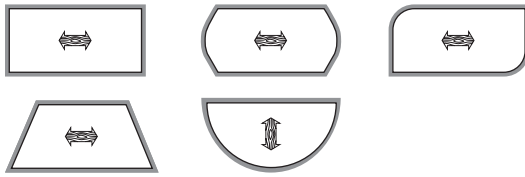


A – Anthracite Grey


The accent color applies to non-laminate components such as bases and modesty supports. Exceptions: Flip-Top mechanisms and electrical modules.

EDGEBANDING POSITION

Smooth N & S edgebanding

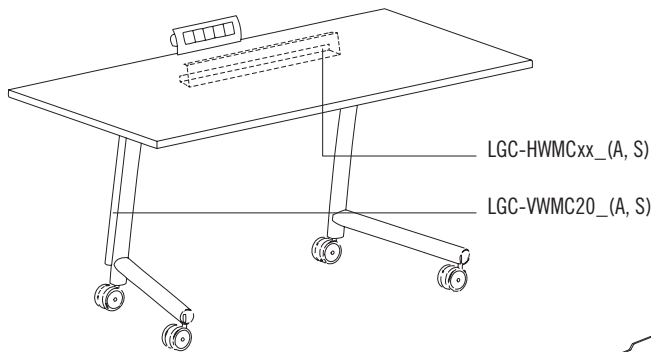


TECHNOLOGY INTEGRATION AND WIRE MANAGEMENT SYSTEMS



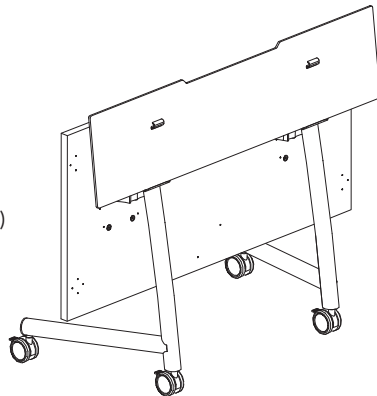
An LGC-PCS (available in Silver only) electrical / communication module is available. This removable module can be quickly installed on the work surface, without the use of tools.

It is possible to add horizontal PVC wire management channels (LGC-HWMCxx_(A, S)) under the table's work surface or vertical PVC wire management channels (LGC-VWMC20_(A, S)) on L- or T-bases. **Please refer to the Accessories section, page 146.**



MODESTY PANEL OPTION

- Folds by gravity and allows tables to be nested
- Translucent acrylic
- Support brackets are finished in Silver (S) or Anthracite Grey (A)

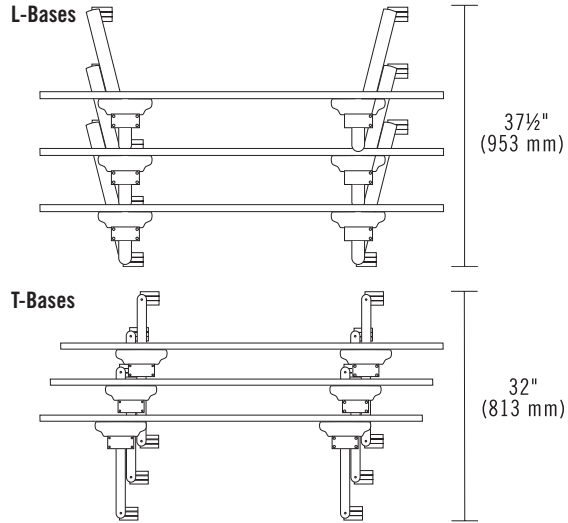


BASES FOR TRAINING TABLES

Metal L- and T-bases are available for all work surfaces and are finished with Silver or Anthracite Grey ultra-resistant, electrostatic paint. All bases feature 3" (75 mm) diameter casters with brakes. Capacity: 100 lb (45 kg) per caster.

With L- or T-bases with locking casters and an optional Flip-Top mechanism (available with or without a handle) that allows you to fold the top down, our training tables can be nested to help you move and store them away easily.

Examples of the space required to store three tables:



CODIFICATION

Series	Finish / Thickness	Options	
		Edgebanding	Accent color
T	1 Thermofused laminate 1"	N Smooth edge	N No accent
	2 High-pressure laminate 1"	S Silver edge	A Anthracite Grey S Silver

ORDERING EXAMPLES

Rectangular top, 24" x 60", 1" thick thermofused laminate, smooth edgebanding. Finish: Tuscany Walnut.

T1NN-RCT2460 TWT

Wave top, 24" x 48", 1" thick high-pressure laminate, Silver edgebanding. Finish: Natural Cherry.


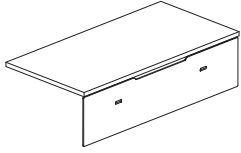
T2SN-WT2448 NTL

Rectangular tops	Approx. number of places	W x D (in)	X	Y	W x D (mm)	X	Y	Code	All Laminate (\$)	HPL Surfaces (\$)	X
	1	48 x 24			1200 x 600			T_N-RCT2448	295	427	
	2	54 x 24			1350 x 600			T_N-RCT2454	332	470	
	2	60 x 24			1500 x 600			T_N-RCT2460	372	524	
	2	66 x 24			1650 x 600			T_N-RCT2466	421	573	
	2	72 x 24			1800 x 600			T_N-RCT2472	470	639	
	1	48 x 30			1200 x 750			T_N-RCT3048	327	501	
	2	54 x 30			1350 x 750			T_N-RCT3054	362	542	
	2	60 x 30			1500 x 750			T_N-RCT3060	404	592	
	2	66 x 30			1650 x 750			T_N-RCT3066	447	645	
	2	72 x 30			1800 x 750			T_N-RCT3072	501	705	

Specify the finish (1, 2). Specify the edge (N, S).

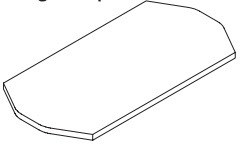
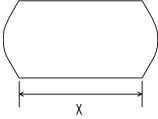


HPL
Surfaces
(\$)

	Approx. number of places	W x D (in)	X	Y	W x D (mm)	X	Y	Code	All Laminate (\$)	HPL Surfaces (\$)
Rectangular tops with modesty panel  	1	48 x 24			1200 x 600			T__-RCTT2448	687	825
	2	54 x 24			1350 x 600			T__-RCTT2454	729	868
	2	60 x 24			1500 x 600			T__-RCTT2460	772	911
	2	66 x 24			1650 x 600			T__-RCTT2466	813	970
	2	72 x 24			1800 x 600			T__-RCTT2472	868	1,031
	1	48 x 30			1200 x 750			T__-RCTT3048	718	892
	2	54 x 30			1350 x 750			T__-RCTT3054	759	940
	2	60 x 30			1500 x 750			T__-RCTT3060	796	989
	2	66 x 30			1650 x 750			T__-RCTT3066	844	1,036
	2	72 x 30			1800 x 750			T__-RCTT3072	892	1,103


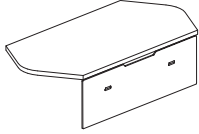
1" thick.
Translucent modesty panel ¼" thick.

Specify the finish (1, 2). Specify the edge (N, S). Specify the accent color (A, S).

	Approx. number of places	W x D (in)	X	Y	W x D (mm)	X	Y	Code	All Laminate (\$)	HPL Surfaces (\$)
Hexagonal tops  	1	48 x 24	36		1200 x 600	900		T__N-HT2448	343	476
	2	54 x 24	42		1350 x 600	1050		T__N-HT2454	381	524
	2	60 x 24	48		1500 x 600	1200		T__N-HT2460	421	567
	2	66 x 24	54		1650 x 600	1350		T__N-HT2466	470	628
	2	72 x 24	60		1800 x 600	1500		T__N-HT2472	524	682
	1	48 x 30	36		1200 x 750	900		T__N-HT3048	372	542
	1	54 x 30	42		1350 x 750	1050		T__N-HT3054	410	578
	2	60 x 30	48		1500 x 750	1200		T__N-HT3060	447	633
	2	66 x 30	54		1650 x 750	1350		T__N-HT3066	501	682
	2	72 x 30	60		1800 x 750	1500		T__N-HT3072	547	753

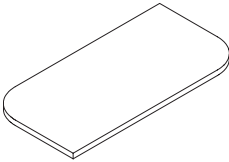

1" thick.

Specify the finish (1, 2). Specify the edge (N, S).

	Approx. number of places	W x D (in)	X	Y	W x D (mm)	X	Y	Code	All Laminate (\$)	HPL Surfaces (\$)
Hexagonal tops with modesty panel  	1	48 x 24			1200 x 600			T__-HTT2448	743	874
	1	54 x 24			1350 x 600			T__-HTT2454	778	911
	2	60 x 24			1500 x 600			T__-HTT2460	813	964
	2	66 x 24			1650 x 600			T__-HTT2466	868	1,020
	2	72 x 24			1800 x 600			T__-HTT2472	911	1,080
	1	48 x 30			1200 x 750			T__-HTT3048	772	940
	1	54 x 30			1350 x 750			T__-HTT3054	802	977
	2	60 x 30			1500 x 750			T__-HTT3060	844	1,025
	2	66 x 30			1650 x 750			T__-HTT3066	892	1,080
	2	72 x 30			1800 x 750			T__-HTT3072	945	1,145


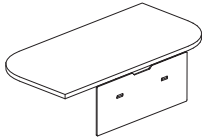
1" thick.
Translucent modesty panel ¼" thick.

Specify the finish (1, 2). Specify the edge (N, S). Specify the accent color (A, S).

	Approx. number of places	W x D (in)	X	Y	W x D (mm)	X	Y	Code	All Laminate (\$)	HPL Surfaces (\$)
Wave tops  	1	48 x 24		13¼	1200 x 600		350	T__N-WT2448	343	476
	2	54 x 24		13¼	1350 x 600		350	T__N-WT2454	381	524
	2	60 x 24		13¼	1500 x 600		350	T__N-WT2460	421	567
	2	66 x 24		13¼	1650 x 600		350	T__N-WT2466	470	628
	2	72 x 24		13¼	1800 x 600		350	T__N-WT2472	524	682
	1	48 x 30		19½	1200 x 750		500	T__N-WT3048	372	542
	2	54 x 30		19½	1350 x 750		500	T__N-WT3054	410	578
	2	60 x 30		19½	1500 x 750		500	T__N-WT3060	447	633
	2	66 x 30		19½	1650 x 750		500	T__N-WT3066	501	682
	2	72 x 30		19½	1800 x 750		500	T__N-WT3072	547	753

1" thick.

Specify the finish (1, 2). Specify the edge (N, S).

	Approx. number of places	W x D (in)	X	Y	W x D (mm)	X	Y	Code	All Laminate (\$)	HPL Surfaces (\$)
Wave tops with modesty panel  	1	48 x 24			1200 x 600			T__-WTT2448	743	874
	2	54 x 24			1350 x 600			T__-WTT2454	778	911
	2	60 x 24			1500 x 600			T__-WTT2460	813	964
	2	66 x 24			1650 x 600			T__-WTT2466	868	1,020
	2	72 x 24			1800 x 600			T__-WTT2472	911	1,080
	1	48 x 30			1200 x 750			T__-WTT3048	772	940
	2	54 x 30			1350 x 750			T__-WTT3054	802	977
	2	60 x 30			1500 x 750			T__-WTT3060	844	1,025
	2	66 x 30			1650 x 750			T__-WTT3066	892	1,080
	2	72 x 30			1800 x 750			T__-WTT3072	945	1,145

1" thick.
Translucent modesty panel ¼" thick.

Specify the finish (1, 2). Specify the edge (N, S). Specify the accent color (A, S).

 = ASSEMBLY REQUIRED



	Approx. number of places	W x D (in)	X	Y	W x D (mm)	X	Y	Code	All Laminate (\$)	HPL Surfaces (\$)
 1" thick.	1	48 x 22	29 ¹ / ₈		1200 x 554	740		T__N-TZT2448	452	597
	2	54 x 22	35		1350 x 554	890		T__N-TZT2454	494	639
	2	60 x 22	41		1500 x 554	1040		T__N-TZT2460	537	682
	2	66 x 22	46 ⁷ / ₈		1650 x 554	1190		T__N-TZT2466	578	748
	2	72 x 22	52 ³ / ₄		1800 x 554	1340		T__N-TZT2472	633	802
	1	48 x 27 ¹ / ₄	24 ¹ / ₂		1200 x 693	625		T__N-TZT3048	483	651
	2	54 x 27 ¹ / ₄	30 ¹ / ₂		1350 x 693	775		T__N-TZT3054	524	687
	2	60 x 27 ¹ / ₄	36 ¹ / ₂		1500 x 693	925		T__N-TZT3060	562	748
	2	66 x 27 ¹ / ₄	42 ¹ / ₄		1650 x 693	1075		T__N-TZT3066	615	796
	2	72 x 27 ¹ / ₄	48 ¹ / ₄		1800 x 693	1225		T__N-TZT3072	662	862

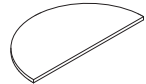
Specify the finish (1, 2). Specify the edge (N, S).

	Approx. number of places	W x D (in)	X	Y	W x D (mm)	X	Y	Code	All Laminate (\$)	HPL Surfaces (\$)
 1" thick. Translucent modesty panel 1/4" thick.	1	48 x 22			1200 x 554			T___-TZT2448	850	994
	2	54 x 22			1350 x 554			T___-TZT2454	885	1,031
	2	60 x 22			1500 x 554			T___-TZT2460	922	1,080
	2	66 x 22			1650 x 554			T___-TZT2466	977	1,135
	2	72 x 22			1800 x 554			T___-TZT2472	1,025	1,201
	1	48 x 27 ¹ / ₄			1200 x 693			T___-TZT3048	880	1,049
	2	54 x 27 ¹ / ₄			1350 x 693			T___-TZT3054	911	1,086
	2	60 x 27 ¹ / ₄			1500 x 693			T___-TZT3060	959	1,135
	2	66 x 27 ¹ / ₄			1650 x 693			T___-TZT3066	1,006	1,194
	2	72 x 27 ¹ / ₄			1800 x 693			T___-TZT3072	1,061	1,254

Specify the finish (1, 2). Specify the edge (N, S). Specify the accent color (A, S).

Half-moon tops	2	60 x 30			1500 x 750			T__N-HRT3060	506	705
----------------	---	---------	--	--	------------	--	--	--------------	-----	-----

Specify the finish (1, 2). Specify the edge (N, S).



1" thick.

	W x D x H (in)	W x D x H (mm)	Code	Price (\$)
T-bases with casters	2 bases. Casters with brakes.			
	21 x 2 x 28	531 x 51 x 713	TNN_-MTB24	494

Items discontinued

T-bases with casters and Flip-Top mechanism	2 bases. Casters with brakes. Mechanism to flip the tabletop down.			
	21 x 2 x 28	531 x 51 x 713	TNN_-MTBF24	832

T-bases with casters, Flip-Top mechanism and handle	2 bases. Casters with brakes. Mechanism to flip the tabletop down.			
	21 x 2 x 28	531 x 51 x 713	TNN_-MTBFH24	1,013

	W x D x H (in)	W x D x H (mm)	Code	Price (\$)
L-bases with casters	2 bases. Casters with brakes.			
	21 x 7 x 28	531 x 172 x 713	TNN_-MLB24	759

Items discontinued

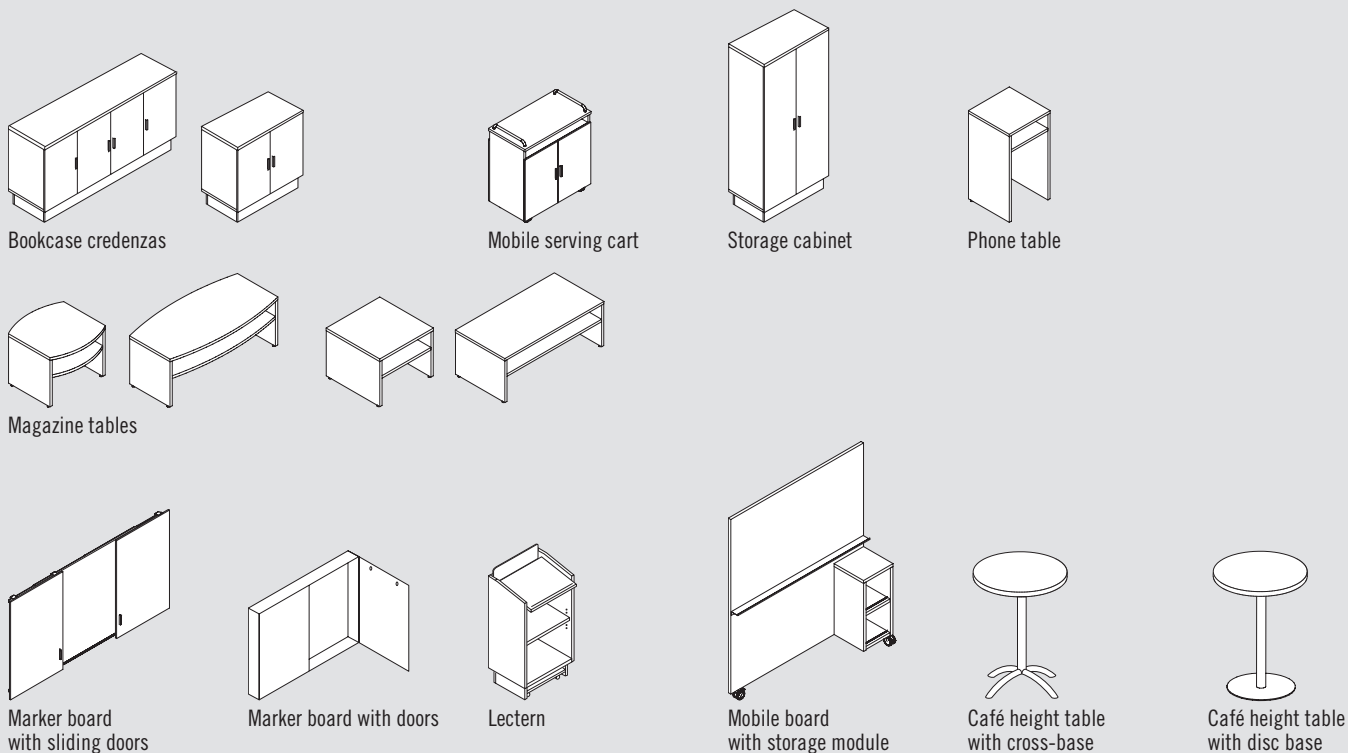
L-bases with casters and Flip-Top mechanism	2 bases. Casters with brakes. Mechanism to flip the tabletop down.			
	21 x 7 x 28	531 x 172 x 713	TNN_-MLBF24	1,061

L-bases with casters, Flip-Top mechanism and handle	2 bases. Casters with brakes. Mechanism to flip the tabletop down.			
	21 x 7 x 28	531 x 172 x 713	TNN_-MLBFH24	1,242

COMPLEMENTARY FURNITURE

Lectern, marker boards with sliding or hinged doors, mobile board with integrated storage modules, magazine tables and more, our selection of occasional furniture will seduce you. We also offer you a selection of sophisticated bookcase credenzas with rear-mounted grommets or translucent doors, perfect for use with remote controls.

Say "Goodbye" to storage problems!



CONSTRUCTION

Complementary furniture is made of thermofused laminate panels finished on both sides. Tops are available in thicknesses of 1" or 1½" (25 or 38 mm) and are scratch-resistant (45 lb/ft²). Sides are made of 1" (25 mm) thick thermofused laminate panels. The bookcase credenzas and mobile serving carts are also offered in high-pressure laminate, adding a thickness of 1/16" (1,5 mm) to the tops.


Furniture is delivered knockdown, includes metal-on-metal hardware assemblies for ease of assembly and to help maintain the integrity of the product. All furniture meets BIFMA Standards.

EDGE BANDING

All components are finished with thick thermoplastic polymer edgebanding.

Furniture with 1" and 1½" (25 and 38 mm) thick tops.

N Edge



Smooth, 1/8" (3 mm).

S Edge



Silver edge.

Textured 1 Edge



Textured, 5/32" (4 mm) thick edge.

Textured 2 Edge



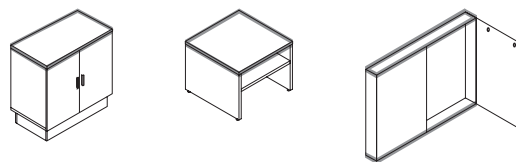
The textured 1 and 2 edges are **available (and in matching color) ONLY when a wood grain finish is specified** for the surface.

Thick edge. The N edge is **matched with the finish specified for the surface.**

EDGE BANDING POSITION

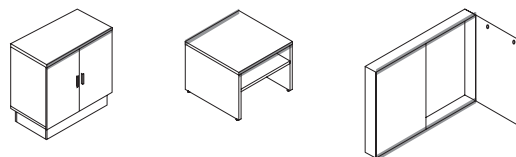
Smooth N & S Edges:

On all four edges of the top for bookcase credenzas, storage cabinets, serving carts and other small occasional tables. On all four edges of the top and bottom for the marker board with doors.



Textured 1 & 2 Edges:

On the front edge of the top for bookcase credenzas and storage cabinets. On the front and back edges of the top for serving carts and other small occasional tables. On the front edge of the top and bottom for marker board with doors.



ACCENT COLORS



S – Silver



A – Anthracite Grey

The accent color applies to non-laminate components such as bases, handles, modesty supports, etc.

Exceptions: Aluminum doors are available in Silver anodized aluminum only.

TWO-TONE APPLICATIONS

Furniture can be ordered in a combination of two finishes, unless otherwise indicated in the price list. In the case of a two-tone application, the first finish specified will be applied to the top and the second finish specified will be applied to the rest of the piece.

TECHNOLOGY INTEGRATION

Bookcase credenzas include a rear-mounted grommet and the shelves have a clearance at the back to allow wires to pass through. The lectern is designed to allow cables for computers or other multimedia devices to pass through.

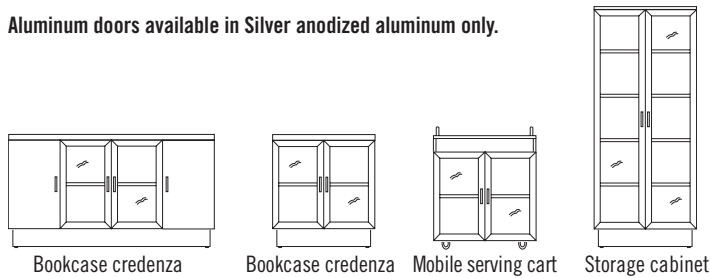
CASTERS

Serving carts and mobile marker boards are equipped with 3" (75 mm) diameter casters which some have brakes. Capacity of 100 lb (45 kg) per caster. The lectern is equipped with four, 2" (50 mm) black, hidden casters, including two with brakes. Capacity of 88 lb (40 kg) per caster.

DOORS

Hinged doors allow for a 135° opening and include a lock and bumpers. Doors with anodized aluminum frame and translucent insert (optional) allow the use of infrared remote controls to activate electronic devices stored inside, with the doors closed.

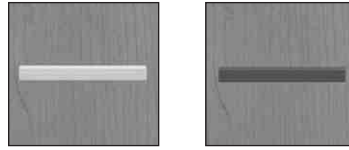
Aluminum doors available in Silver anodized aluminum only.



LEVELERS

Levelers can be adjusted to a height of 1¼" (31 mm).

HANDLES



C – Cubic,
Anodized Aluminum

C – Cubic,
Anthracite Grey

CODIFICATION

Series	Finish / Thickness	Options	
		Edgebanding	Accent color
T	1 Thermofused laminate 1"	N Smooth edge	A Anthracite Grey
	2 High-pressure laminate top 1"	S Silver edge	S Silver
	5 Thermofused laminate 1½"	1 Textured 1 edge	
	6 High-pressure laminate top 1½"	2 Textured 2 edge	

EXAMPLES OF ORDERS

Bookcase credenza, 1½" thick laminate top, #2 textured edgebanding, Silver handle, doors with aluminum frame and translucent insert. Finish: One-tone in Natural Cherry.

T52N-B207236BT NTL

Bookcase credenzas, 1" thick high-pressure laminate top, Silver edgebanding, Silver handle, laminate doors. Finish: One-tone in Tuscany Walnut.

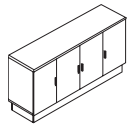
T2SS-203636B TWT

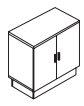
Marker board with sliding doors, Anthracite Grey handle. Finish: One-tone in Dark Chocolate.

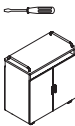
TNNA-VBX4860C DCH

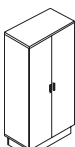
Magazine table, 1" thick laminate top, smooth edgebanding. Finish: Two-tone in Tuscany Walnut and Willow Grey.

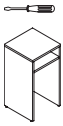
T1NN-ST244818 TWT/WGR


	W x D x H (in)	W x D x H (mm)	Code	All Laminate (\$)	HPL Surfaces (\$)
	<i>Bookcase credenzas with doors. Adjustable shelves. Locks. 1 36" bookcase with doors in the center. Grommet on the back. Specify T at the end of the code for center doors with anodized aluminum frame and translucent insert.</i>				
	72 x 20 x 36	1800 x 500 x 914	T__-B207236B	2,340	2,917
	72 x 20 x 36	1800 x 500 x 914	T__S-B207236BT	2,852	3,351
	Specify the finish (1, 2). Specify the edge (N, S). Specify the accent color (A, S).				
	72 x 20 x 36½	1800 x 500 x 927	T__-B207236B	2,476	3,057
	72 x 20 x 36½	1800 x 500 x 927	T__S-B207236BT	2,971	3,501
Specify the finish (5, 6). Specify the edge (N, S, 1, 2). Specify the accent color (A, S).					


	W x D x H (in)	W x D x H (mm)	Code	All Laminate (\$)	HPL Surfaces (\$)
	<i>1 adjustable shelf. Lock. Grommet on the back. Specify T at the end of the code for doors with anodized aluminum frame and translucent insert.</i>				
	36 x 20 x 36	900 x 500 x 914	T__-203636B	1,518	1,856
	36 x 20 x 36	900 x 500 x 914	T__S-203636BT	2,037	2,340
	Specify the finish (1, 2). Specify the edge (N, S). Specify the accent color (A, S).				
	36 x 20 x 36½	900 x 500 x 927	T__-203636B	1,585	1,928
	36 x 20 x 36½	900 x 500 x 927	T__S-203636BT	2,104	2,413
Specify the finish (5, 6). Specify the edge (N, S, 1, 2). Specify the accent color (A, S).					


	W x D x H (in)	W x D x H (mm)	Code	All Laminate (\$)	HPL Surfaces (\$)
	<i>Open storage space. Bookcase with doors. 1 adjustable shelf. Lock. 4 casters, 2 with brakes. Specify T at the end of the code for doors with anodized aluminum frame and translucent insert. Handles on top for ease of moving.</i>				
	36 x 20 x 36	900 x 500 x 914	T__-MS203636	1,688	2,055
	36 x 20 x 36	900 x 500 x 914	T__S-MS203636T	2,260	2,707
	Specify the finish (1, 2). Specify the edge (N, S). Specify the accent color (A, S).				
	36 x 20 x 36½	900 x 500 x 927	T__-MS203636	1,766	2,122
	36 x 20 x 36½	900 x 500 x 927	T__S-MS203636T	2,315	2,766
Specify the finish (5, 6). Specify the edge (N, S, 1, 2). Specify the accent color (A, S).					


	W x D x H (in)	W x D x H (mm)	Code	All Laminate (\$)	HPL Surfaces (\$)
	<i>3 adjustable shelves. 1 fixed shelf. Lock. Specify T at the end of the code for doors with anodized aluminum frame and translucent insert.</i>				
	36 x 20 x 77	900 x 500 x 1930	T1__-203677B	2,237	–
	36 x 20 x 77	900 x 500 x 1930	T1_S-203677BT	3,068	–
	Specify the edge (N, S). Specify the accent color (A, S).				
	36 x 20 x 77½	900 x 500 x 1943	T5__-203677B	2,398	–
	36 x 20 x 77½	900 x 500 x 1943	T5_S-203677BT	3,435	–
Specify the edge (N, S, 1, 2). Specify the accent color (A, S).					


	W x D x H (in)	W x D x H (mm)	Code	Price (\$)
Phone tables	<i>Open storage space.</i>			
	20 x 20 x 36	500 x 500 x 914	T1_N-PH202036	651
	1" thick top. Specify the edge (N, S).			
	20 x 20 x 36½	500 x 500 x 927	T5_N-PH202036	675
	1½" thick top. Specify the edge (N, S, 1, 2).			

Magazine tables	<i>Open storage space.</i>			
	24 x 24 x 18	600 x 600 x 450	T1_N-ST242418	639
	1" thick top. Specify the edge (N, S).			
	24 x 24 x 18½	600 x 600 x 463	T5_N-ST242418	687
	1½" thick top. Specify the edge (N, S, 1, 2).			


Magazine tables	<i>Open storage space.</i>			
	48 x 24 x 18	1200 x 600 x 450	T1_N-ST244818	759
	1" thick top. Specify the edge (N, S).			
	48 x 24 x 18½	1200 x 600 x 463	T5_N-ST244818	844
	1½" thick top. Specify the edge (N, S, 1, 2).			

Magazine tables	<i>Open storage space.</i>			
	24 x 24 x 18	600 x 600 x 450	T1_N-STB242418	682
	1" thick top. Specify the edge (N, S).			
	24 x 24 x 18½	600 x 600 x 463	T5_N-STB242418	753
	1½" thick top. Specify the edge (N, S, 1, 2).			


Magazine tables	<i>Open storage space.</i>			
	48 x 24 x 18	1200 x 600 x 450	T1_N-STB244818	802
	1" thick top. Specify the edge (N, S).			
	48 x 24 x 18½	1200 x 600 x 463	T5_N-STB244818	892
	1½" thick top. Specify the edge (N, S, 1, 2).			

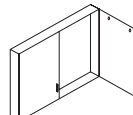
	W x D x H (in)	W x D x H (mm)	Code	All Laminate (\$)	HPL Surfaces (\$)
Café height tables with cross base	<i>Round top, 30" (750 mm) diameter.</i>				
	30 x 30 x 42½	750 x 750 x 1080	T____-R3042XB	964	1,165
	1½" thick top. Specify the finish (5, 6). Specify the edge (N, S, 1, 2). Specify the accent color (A, S).				

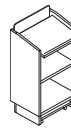
Packed in 2 boxes.

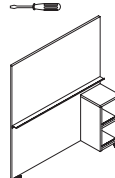
	W x D x H (in)	W x D x H (mm)	Code	All Laminate (\$)	HPL Surfaces (\$)
Café height table with disc base	<i>Café height table with a disc base. Round top, 30" (750 mm) diameter.</i>				
	30 x 30 x 42½	750 x 750 x 1080	T____-R3042DC	1,056	1,170
	36 x 36 x 42½	900 x 900 x 1080	T____-R3642DC	1,092	1,254
	1½" thick top. Specify the finish (5, 6). Specify the edge (N, S, 1, 2). Specify the accent color (A, S).				

Packed in 3 boxes.

	W x D x H (in)	W x D x H (mm)	Code	Price (\$)
Marker board with sliding doors	<i>High-pressure laminate surface for dry-erase marker. Accessory tray along bottom of board. Non-magnetic surface. 1 tone finish only. Open board overall width: 117½" (2938 mm).</i>			
	60 x 4 x 48	1500 x 105 x 1200	TNN_-VBX4860C	1,796
	Specify the accent color (A, S).			

Marker boards with doors	<i>Laminate surface for dry-erase marker. Accessory tray along bottom of board. Non-magnetic surface. Inside face of doors covered in natural cork. Hooks for paper pad. 180° hinges. Open board overall width: 107¼" (2725 mm).</i>			
	54 x 5 x 41¼	1368 x 130 x 1049	T1____-VBX4054	1,556
	Specify the edge (N, S). Specify the accent color (A, S).			
	54 x 5 x 42½	1368 x 130 x 1081	T5____-VBX4054	1,706
	Specify the edge (N, S, 1, 2). Specify the accent color (A, S).			

Lectern	<i>1 fixed shelf. 1 adjustable shelf. 1 storage space. Wiring access. 4 casters, 2 with brakes. 1 tone finish only.</i>			
	24 x 18 x 47	600 x 448 x 1177	TNNN-LC241846	1,061


Mobile board with storage module	<i>Double-sided high-pressure laminate surface for dry-erase marker. Non-magnetic surface. 1 accessory tray included. 4 storage spaces. 2 fixed shelves. Casters with brakes. 1 tone finish only.</i>			
	54 x 25 x 65	1350 x 622 x 1629	TNN_-MWB5465	1,609
	Specify the accent color (A, S).			


ACCESSORIES

READY TO SHIP IN 5 DAYS!

Several suggested layouts, components and accessories identified by this pictogram are part of the **Lacasse quick delivery program**.


Please refer to page 3 for complete program details.

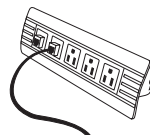


	W x D x H (in)	W x D x H (mm)	Code	Price (\$)
Electrical / communication module	<i>Includes two electrical outlets. Can accommodate the couplers listed on page 149. 72" (1829 mm) cord included. Silver anodized aluminum. Field installed. UL and CUL certified. Adaptors included.</i>			
	8¼ x 4¾ x 3	212 x 110 x 75	LGC-PC2P	421

 = ASSEMBLY REQUIRED

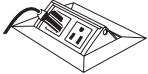
USA – FEBRUARY 2020

	W x D x H (in)	W x D x H (mm)	Code	Price (\$)
Double-sided electrical / communication module	<i>Includes two electrical outlets on each side. Can accommodate the couplers listed on page 147. 72" (1829 mm) cord included. Silver anodized aluminum. Field installed. UL and CUL certified. Adaptors included.</i>			
	8¼ x 8 x 3	206 x 200 x 75	LGC-DPC4P	748

Removable electrical / communication module	<i>3 electric outlets. Can accommodate couplers listed on page 147. 72" (1829 mm) cord included. Silver anodized aluminum.</i>			
	10 x 5½ x 3	255 x 140 x 75	LGC-PCS	372

QUORUM MULTICONFERENCE

ACCESSORIES

	W x D x H (in)	W x D x H (mm)	Code	Price (\$)
Half electrical module	2 electrical outlets. 72" cord included. Silver anodized aluminum.			
	4 7/8 x 4 1/4 x 3	120 x 106 x 75	LGC-HPC	248



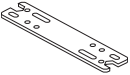
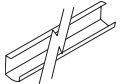

Rectangular grommets	Silver or Anthracite Grey plastic.			
	3 1/2 x 2 3/16 x 1	90 x 55 x 25	LGC-GRQ25_	31
	3 1/2 x 2 3/16 x 1	90 x 55 x 25	LGC-GRQ38_	31
Specify the accent color (A, S).				

Table connector	To link two modular or training tables. 2 per package. Zinc-finish metal.			
	6 x 2 1/4 x 1/4	150 x 60 x 6	LGC-UP	132

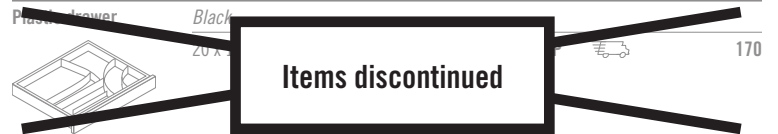
Flush plate	To link and level two surfaces. 10 per package. Black metal.			
	7 x 1 1/2 x 1/8	175 x 38 x 3	LGC-FLP	67

	W x D x H (in)	W x D x H (mm)	Code	Price (\$)
Horizontal wire channels	Self-adhesive. Installs under the surface. Supports most power bars. Silver or Anthracite Grey plastic.			
	20 x 2 1/4 x 3 1/4	500 x 60 x 80	LGC-HWMC24_	83
	44 x 2 1/4 x 3 1/4	1100 x 60 x 80	LGC-HWMC48_	98
	68 x 2 1/4 x 3 1/4	1700 x 60 x 80	LGC-HWMC72_	120

Specify the accent color (A, S).

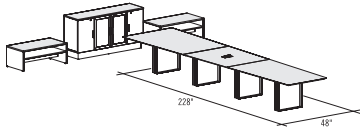
Vertical wire channel	Self-adhesive. Installs to base or leg. 2 lengths of 20" each. Silver or Anthracite Grey plastic.			
	20 x 5/8 x 1	500 x 6 x 27	LGC-VWMC20_	83

Specify the accent color (A, S).



SUGGESTIONS

T___-PLAN01



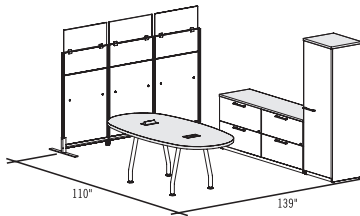
Plan shown in QUORUM MULTICONFERENCE Brochure:

T5KS-PLAN01 \$10,760

- 1 T5KN-A48228
- 1 LGC-DPC
- 4 TNNS-UCB24
- 2 T1NN-ST244818
- 1 T1NS-B207236BT

1 1/2" thick laminate (5), edge (K), Silver accent (S),
1 double electrical / communication module.

T___-PLAN03



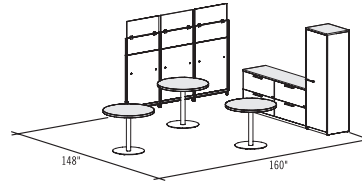
Plan shown in QUORUM MULTICONFERENCE Brochure:

T5NS-PLAN03 \$9,382

- 1 T5NN-04284P2
- 2 TNNS-STL2
- 1 41YN-LF2072LF
- 1 41YN-202473BR
- 3 PNNS-SFLX4130
- 3 PNNS-SOFX1230
- 3 PNNS-SAGX1230
- 1 PNNS-WF65
- 1 PNNS-PS22

1 1/2" thick laminate (5), edge (N), Silver accent (S),
2 electrical / communication modules (P2).

T___-PLAN04



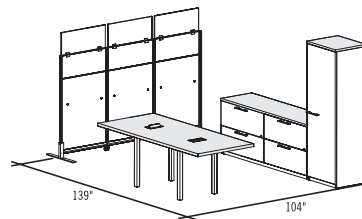
Plan shown in QUORUM MULTICONFERENCE Brochure:

T5NS-PLAN04 \$9,981

- 3 T5NN-R36
- 3 TNNS-DC22
- 1 41YN-LF2072LF
- 1 41YN-202473BR
- 3 PNNS-SFLX4130
- 3 PNNS-SOFX1230
- 3 PNNS-SAGX1230
- 1 PNNS-WF65
- 1 PNNS-PS22

1 1/2" thick laminate (5), edge (N), Silver accent (S).

T___-PLAN05



Plan shown in QUORUM MULTICONFERENCE Brochure:

T5NS-PLAN05 \$8,679

- 1 T5NN-RC3684P2
- 2 TNNS-QLT2
- 1 41YN-LF2072LF
- 1 41YN-202473BR
- 3 PNNS-SFLX4130
- 3 PNNS-SOFX1230
- 3 PNNS-SAGX1230
- 1 PNNS-WF65
- 1 PNNS-PS22

1 1/2" thick laminate (5), edge (N), Silver accent (S),
2 electrical / communication modules (P2).

SUGGESTIONS

T__-PLAN06



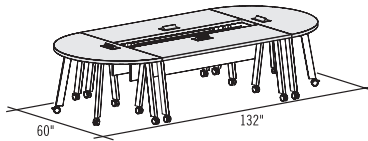
Plan shown in QUORUM MULTICONFERENCE Brochure:

T5NA-PLAN06 **\$9,925**

- 3 T5NA-RCMM2460P
- 2 T5NA-FTMM2460P
- 5 TNNA-MTB24
- 1 TNNN-LC241846
- 5 LGC-HWMC48A
- 5 LGC-PC

1½" thick laminate (5), edge (N), Anthracite Grey accent (A).

T__-PLAN07



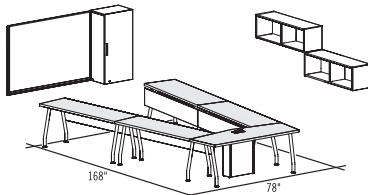
Plan shown in QUORUM MULTICONFERENCE Brochure:

T5NS-PLAN07 **\$8,088**

- 2 T5NS-RCMM2472P
- 2 T5NS-HRM3060P
- 8 TNNS-MATL2
- 4 LGC-PC

1½" thick laminate (5), edge (N), Silver accent (S).

T__-PLAN08



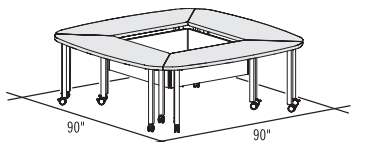
Plan shown in QUORUM MULTICONFERENCE Brochure:

T5NS-PLAN08 **\$12,277**

- 4 T5NS-RCMM2472
- 1 T5NS-PM24725P
- 10 TNNS-STL2
- 1 TNNN-LB20
- 5 LGC-HWMC72S
- 2 QNNN-EM541616
- 1 ENNS-WB7248
- 1 ENNN-WMS78
- 1 LGC-PC

1½" thick laminate (5), edge (N), Silver accent (S), 1 electrical / communication module.

T__-PLAN09



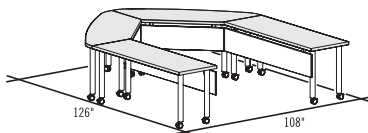
Plan shown in QUORUM MULTICONFERENCE Brochure:

T5NS-PLAN09 **\$5,112**

- 4 T5NS-FTMM2454
- 8 TNNS-MQTL2

1½" thick laminate (5), edge (N), Silver accent (S).

T__-PLAN10



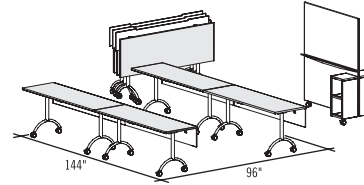
Plan shown in QUORUM MULTICONFERENCE Brochure:

T5NS-PLAN10 **\$5,137**

- 2 T5NS-RCMM2472
- 2 T5NS-FTMM2454
- 8 TNNS-MVTL2

1½" thick laminate (5), edge (N), Silver accent (S).

T1__-PLAN11



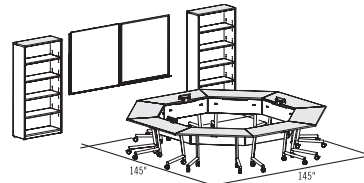
Plan shown in QUORUM MULTICONFERENCE Brochure:

T1NA-PLAN11 **\$14,774**

- 7 T1NA-RCTT2472
- 7 TNNA-MTBFH24
- 1 TNNA-MWB5465

1" thick laminate (1), edge (N), Anthracite Grey accent (A).

T__-PLAN12



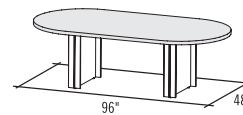
Plan shown in QUORUM MULTICONFERENCE Brochure:

T1NS-PLAN12 **\$18,855**

- 8 T1NS-TZTT2460
- 8 TNNS-MLB24
- 2 M1NN-B367314
- 1 ENNS-TKC4848
- 1 ENNS-WB4848
- 1 ENNS-WM96
- 3 LGC-PCS

1" thick laminate (1), edge (N), Silver accent (S), 1 double electrical / communication module.

T5__S-PLAN17



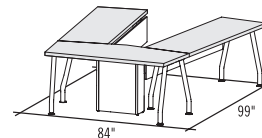
Not shown in QUORUM MULTICONFERENCE Brochure:

QST5_S-PLAN17 **\$2,070**

- 1 QST5_N-RT4896
- 2 QSTNNS-CB24

1½" thick laminate (5).

T5__-PLAN18



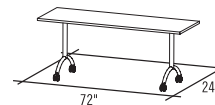
Not shown in QUORUM MULTICONFERENCE Brochure:

QST5_-PLAN18 **\$4,847**

- 1 QST5_N-PM24605
- 2 QST5_-RCMM2472
- 1 QSTNNN-LB20
- 5 QSTNN-STL2

1½" thick laminate (5).

T1__-PLAN19



Not shown in QUORUM MULTICONFERENCE Brochure:

QST1_-PLAN19 **\$964**

- 1 QST1_N-RCT2472
- 1 QSTNN-MTB24

1" thick laminate (1).

READY TO SHIP IN 5 DAYS!

Several suggested layouts, components and accessories identified by this pictogram are part of the **Lacasse quick delivery program**.

Please refer to page 3 for complete program details.




LAMINATE LATERAL FILES

LAMINATE LATERAL FILES


HANDLES



A – Arcade




C – Cubic



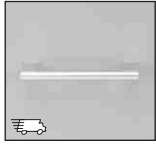
K – Classic



L – Linear



W – Waterfall



Z – Straight

READY TO SHIP IN 5 DAYS!

Several suggested layouts, components and accessories identified by this pictogram are part of the **Lacasse quick delivery program**.

Please refer to page 3 for complete program details.



CODIFICATION

Series	Options	
	Handles	Accent Color
LN	A Arcade	A Anthracite Grey
	C Cubic	S Silver
	K Classic	
	L Linear	
	W Waterfall	
	Z Straight	

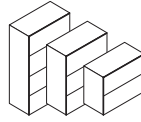
TWO-TONE APPLICATION

The first finish specified will be applied to the drawer fronts. The second finish specified will be applied to the rest of the unit.



Wood grain direction is vertical

	W x D x H (in)	W x D x H (mm)	Code	Price (\$)
Laminate lateral files				
<i>Laminate lateral files with metal drawers. Suspension bars. Lock. Label holders for L pull only.</i>				
<i>4-drawer lateral file</i>				
	36 x 20 x 58	900 x 500 x 1459	LN__-203658LF4	2,279
<i>3-drawer lateral file</i>				
	36 x 20 x 43	900 x 500 x 1098	LN__-203643LF3	1,899
<i>2-drawer lateral file</i>				
	36 x 20 x 29	900 x 500 x 735	LN__-203629LF2	1,518
Specify the handle code. Specify the accent color (A, S).				

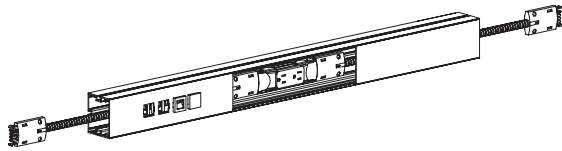




ELECTRICOM II Electrification System

GENERAL

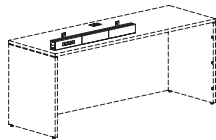
Electrical and communication system fully compatible with Lacasse collections.



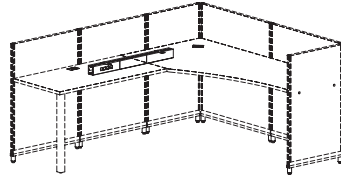
Electricom II is based on the principle that an aluminum raceway can serve to house both electrical and communication components. This versatile raceway may then be positioned at the desired location.

TYPICAL APPLICATIONS

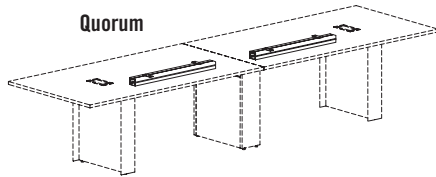
Freestanding furniture
Concept 3, 70, 400E, 300, Morpheo, Quad, Options



PanGram



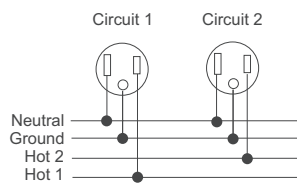
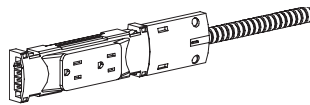
Quorum



TWO LEVELS OF ELECTRIFICATION

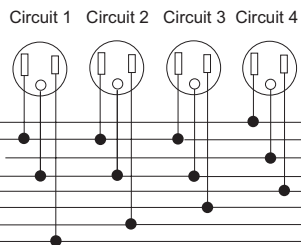
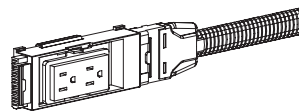
4-Trac

- 4 wires, 2 circuits, 20 AMP
- Common ground
- UL, CSA, ROHS certified
- Perfect for today's office automation needs



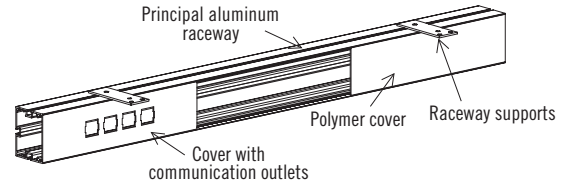
8-Trac

- 8 wires, 4 circuits, 20 AMP
- 1 isolated ground
- UL, CSA, ROHS certified
- Intended for more demanding electrification needs



COMPONENT SPECIFICATIONS

Raceways



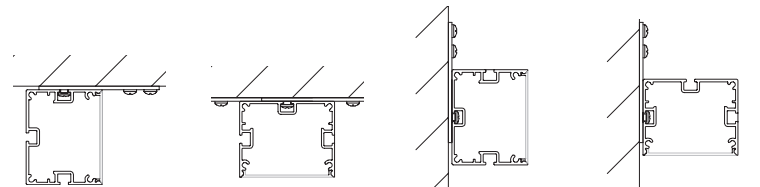
Adaptors included

Can accommodate 4 AMP or Panduit brand outlets adapted to fax machines, telephones or computers.

- The raceways support the electrical and communication components.
- 5 lengths are available, in 12" increments.
- 12" covers supplied; may be trimmed on-site as necessary.
- The covers and duplex receptacles have no pre-set location within the raceway; they may be positioned anywhere.



- The supports make possible a range of installation positions:



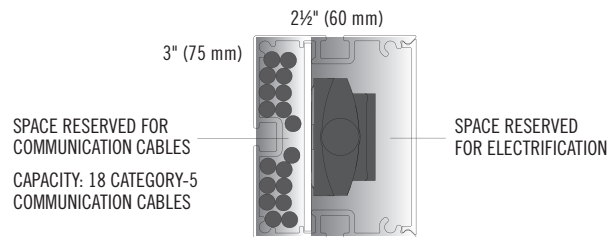
Underneath the surface, sideways

Underneath the surface, facing down

On vertical panel, sideways

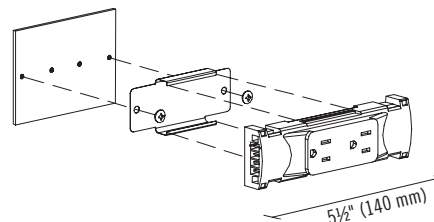
On vertical panel, facing down

Space allocation within raceways:



- When specifying, it is recommended to order a raceway in the size immediately smaller than the dimension of the furniture it will be installed on (for example: DT2472 + EC2RACE60) in order to allow space for exteriors, enable cables to round a corner, or any other reason.

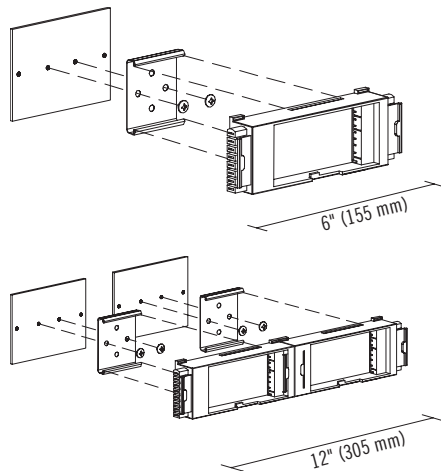
4-TRAC DUPLEX



- Connects to a junction cable or an electrical entry.
- Each duplex receptacle comes with required hardware and support to fix on raceway.
- 2 outlets per duplex receptacle.
- Specify circuit 1 or 2.

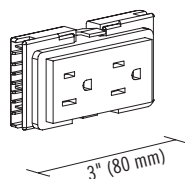


8-TRAC BLOCK



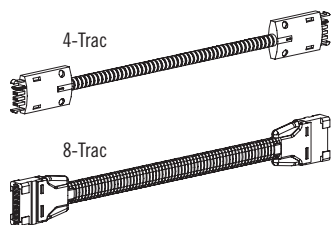
- Connects to a junction cable or an electrical entry.
- Each block comes with required hardware and supports to fix on raceway.
- Available in single and double formats.
- Can receive 1 or 2 duplex receptacles.

8-TRAC DUPLEX



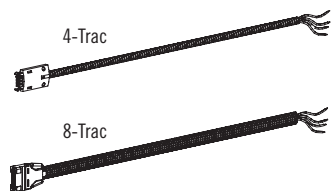
- Connects to an 8-Trac block.
- 2 outlets per duplex receptacle.
- Specify circuit 1, 2, 3 or 4.
- Circuit 4 has an isolated ground.

4-TRAC / 8-TRAC CONNECTOR CABLES



- Connect duplex receptacles to each other.
- If in doubt, it is recommended that the largest size available be specified.
- Metallic sheath.

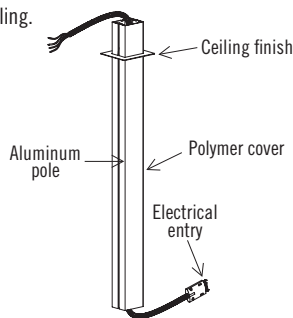
4-TRAC / 8-TRAC FLOOR FEED



- Used to connect a duplex to electrical power source.
- 72" in length. (Longer models available; contact the Customer Service department.)
- Must be installed by an electrician.
- Metallic sheath.

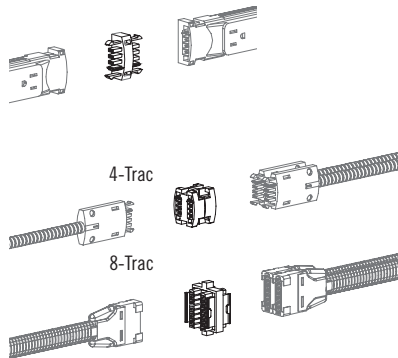
4-TRAC / 8-TRAC CEILING FEED

- Runs from the Lacasse unit to the ceiling.
- The cable is plugged into a duplex.
- Pole: 120"; cable: 132".



- Can be installed on a horizontal or vertical surface.

CONNECTORS



Duplex receptacle connector

- 4-Trac
- Allows the connection of 2 duplex receptacles.

H connector

- 4-Trac / 8-Trac
- Allows up to 4 cables to be connected together.

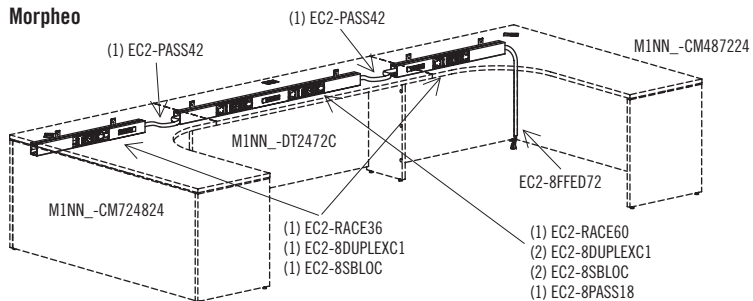
NOTES FOR SPECIFICATION

Given the remarkable versatility of ELECTRICOM II, particular attention should be given to the location of grommets, exterior panels, pedestals and any other items that might interfere with the raceway or the cables.

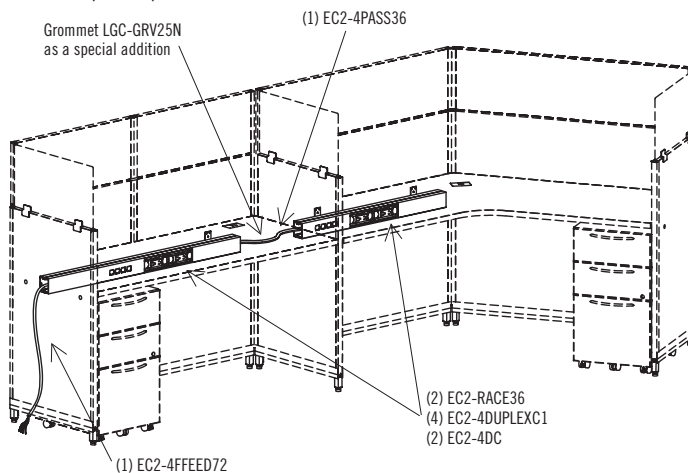
Under certain circumstances, grommets may need to be added to furniture. This can be done on-site by a professional installer or at the manufacturing facility according to your specifications. In the latter case, refer to the "Standard Specials" section on page 4 for the appropriate procedure, or contact Groupe Lacasse's Customer Service department.

SPECIFICATION EXAMPLES:

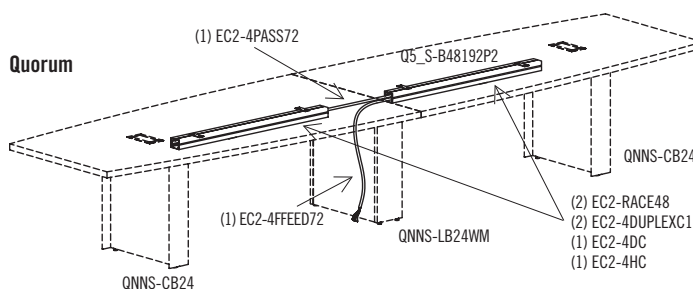
Morpheo



PanGram (Plan03)

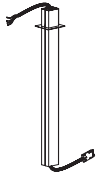


Quorum



4-TRAC SYSTEM SPECIFICATIONS

4 – wires, 2 circuits, 20 AMP each
 13 – duplex receptacles per circuit
 26 – duplex 15 AMP per electrical entry

4-Trac ceiling feed


Silver anodized aluminum pole, 120" H (3000 mm) x 3" (75 mm) x 2 1/2" (63 mm). 132" metallic sheathed cable. Cover, surface support and ceiling plate included. Must be installed by an electrician.

Code	Price (\$)
EC2-4CPOLE120	579

4-Trac floor feed

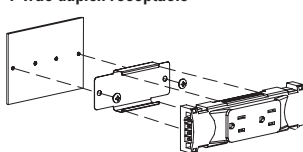

72" long cable. Must be installed by an electrician.

Code	Price (\$)
EC2-4FFFEED72	237

4-Trac connector cables


To connect duplex receptacles to each other.


Code	Price (\$)	Code	Price (\$)
EC2-4PASS12	120	EC2-4PASS48	156
EC2-4PASS18	126	EC2-4PASS54	162
EC2-4PASS24	132	EC2-4PASS60	170
EC2-4PASS30	139	EC2-4PASS66	176
EC2-4PASS36	144	EC2-4PASS72	181
EC2-4PASS42	151		

4-Trac duplex receptacle


2 outlets per duplex receptacle.

Code	Price (\$)
EC2-4DUPLEX_ _	126

Specify circuit 1 or 2.

4-Trac connectors


H connector. Allows up to 4 cables to be connected together.

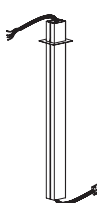
Code	Price (\$)
EC2-4HC	78

Duplex receptacle connector. Allows the connection of 2 duplex receptacles.

Code	Price (\$)
EC2-4DC	72

8-TRAC SYSTEM SPECIFICATIONS

8 – wires, 4 circuits including 4 conductor cables, 2 neutral and 2 ground (1 isolated). 20 AMP. Maximum of 13 duplex receptacles per circuit, with a total of 52 receptacles available.

8-Trac ceiling feed


Silver anodized aluminum pole, 120" (3000 mm) high x 3" (75 mm) x 2 1/2" (63 mm). 132" metallic sheathed cable. Cover, surface support and ceiling plate included. Must be installed by an electrician.

Code	Price (\$)
EC2-8CPOLE120	628

8-Trac floor feed

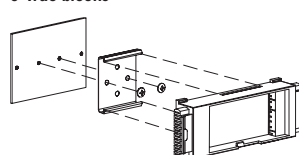

72" long cable. Must be installed by an electrician.

Code	Price (\$)
EC2-8FFFEED72	248

8-Trac connector cables


To connect duplex receptacles to each other.

Code	Price (\$)	Code	Price (\$)
EC2-8PASS12	146	EC2-8PASS48	181
EC2-8PASS18	151	EC2-8PASS54	186
EC2-8PASS24	156	EC2-8PASS60	191
EC2-8PASS30	162	EC2-8PASS66	199
EC2-8PASS36	170	EC2-8PASS72	206
EC2-8PASS42	176		

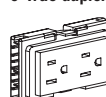
8-Trac blocks


Single block with required hardware to fix on the raceway. Can receive one duplex receptacle.

Code	Price (\$)
EC2-8SBLOC	126

Double block with required hardware to fix on the raceway. Can receive two duplex receptacles.

Code	Price (\$)
EC2-8DBLOC	156

8-Trac duplex


2 outlets per duplex receptacle.

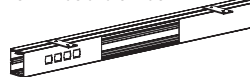
Code	Price (\$)
EC2-8DUPLEX_ _	98

Specify circuit 1, 2, 3 or 4.

8-Trac connector


H connector. Allows up to 4 cables to be connected together.

Code	Price (\$)
EC2-8HC	98

Electrical / communication raceways for 4-Trac and 8-Trac


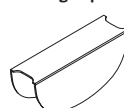
Silver anodized aluminum raceway, covers, communication adaptors and 2 surface supports included.

Code	Length (in)	Length (mm)	Price (\$)
EC2-RACE60	60	1500	312
EC2-RACE48	48	1200	301
EC2-RACE36	36	900	290
EC2-RACE24	24	600	278
EC2-RACE18	18	450	259

Pole


Silver anodized aluminum. 120" H (3000 mm) pole. Cover, surface support and ceiling cap included.

Code	Price (\$)
EC2-POLE120	452

LCO Leg cap


To cover unused wire openings in a thermofused laminate leg panel. Package of 2. Anthracite Grey metal.

Code	Price (\$)
LGC-LCO	72

The Essential ACCESSORIES

A WIDE RANGE OF ACCESSORIES THAT CAN BE USED WITH ALL LACASSE LAMINATE FURNITURE COLLECTIONS.

ACCENT COLORS

2 accent colors available to match with all Lacasse collections.



S – Silver



A – Anthracite Grey

READY TO SHIP IN 5 DAYS!

Several suggested layouts, components and accessories identified by this pictogram are part of the Lacasse quick delivery program.

Please refer to page 3 for complete program details.



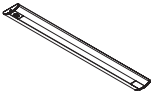
	W x D x H (in)	W x D x H (mm)	Code	Price (\$)
Articulated retractable arms 	<i>Slides along runners. Length of mounting plate: 17". Fits underneath surfaces 20" or greater in depth. 5½" adjustable arm. Tray 100% recycled from post-consumer material. Swivel-tilt. 8½" height adjustment. Black.</i>			
	26 x 10 x ½	650 x 250 x 13	LGC-GBAKD26	433
Sliding keyboard trays 	<i>Fully retractable. Precision ball-bearing slides. 11½" height adjustment. Black. Length of mounting plate: 21¾". Fits underneath surfaces 24" or greater in depth. 7½" adjustable arm. Tray 100% recycled from post-consumer material.</i>			
	26 x 10 x ½	650 x 250 x 13	LGC-BBAKD26	562
Articulated shelf for keyboard and mouse 	<i>2½" to 3½" (62.5 to 87.5 mm) height adjustment. Length of runners: 15". Fits underneath surfaces 20" or greater in depth. Tray 100% recycled from post-consumer material. Blocks in open position. Black.</i>			
	26 x 10 x ½	650 x 250 x 13	LGC-SKD26	212
Self-adhesive wrist rest 	<i>Swivel-tilt. Fully retractable. With palm rest. Mouse tray can be installed on both sides. Black. Length of mounting plate: 17". Fits underneath surfaces 20" or greater in depth.</i>			
	18½ x 1½ x ¾	470 x 38 x 19	LGC-WRKD	83
Corner keyboard supports 	<i>Fits in the angle between 2 work surfaces. Anthracite Grey metal. For 1" thick surfaces</i>			
	20 x 11½ x 1¼	500 x 282 x 30	LGC-CORSUP1	199
	<i>For 1½" thick surfaces</i>			
Rotating trays to install under the work surface 	20 x 11½ x 1¼	500 x 282 x 46	LGC-CORSUP1.5	235
	8½ x 7½ x 1	226 x 190 x 26	LGC-R09	48
Drawer pencil tray 	13¾ x 8¼ x 1¾	346 x 208 x 34	LGC-R014	48
	8¾ x 6 x ¾	236 x 152 x 22	LGC-PH	48

	W x D x H (in)	W x D x H (mm)	Code	Price (\$)
Drawers for small objects 	<i>Black plastic drawer front.</i>			
	23½ x 16½ x 2½	597 x 419 x 64	LGC-DR25P	186
Drawers for small objects 	<i>Laminated plastic drawer front.</i>			
	23½ x 16½ x 2½	500 x 419 x 64	LGC-DR20M	170
Flat screen monitor arm on a post 	<i>Fits in a corner or on side of desk. Single screen support, double extension arm. Sit-to-stand capability. Metal silver accent.</i>			
	20 x 17½ x 2½	500 x 445 x 64	LGC-DR20M	186
Flat screen monitor arm on a post 	<i>Fits in a corner or on side of desk. Single screen support, double extension arm. Sit-to-stand capability. Metal silver accent.</i>			
	20¾ x 6½ x 17¾	527 x 167 x 450	LGC-SUPECPLS	628
Flat screen monitor arm on a post 	<i>Fits in a corner or on side of desk. Double screen beam-mount. Monitor adjustment left to right and top to bottom. Silver accent.</i>			
	30¾ x 5¼ x 18	754 x 126 x 450	LGC-BEA2ECPLS	687
Flat screen movable monitor arm on a post 	<i>Fits in a corner or on side of desk. Two double extension arms allowing back and forth movement for each screen as well as sit-to-stand capacity. Silver accent.</i>			
	48 x 24 x 6½	1200 x 167 x 450	LGC-SUP2ECPLS	991
CPU support 	<i>Black metal CPU support. Mounts under a surface. Hardware included. Adjusts to CPU.</i>			
	5½- x 10 x 17½- 9¾	140- x 250 x 437- 245 550	LGC-CCPU	176
Electronic fluorescent task lights 	<i>Electronic tubes are more efficient and do not cause interference. Electronic ballast T5 – 4100K. 19": 10W, 25": 14W, 37": 21W, 49": 28W. 160-degree swivel to orient the light. ETL Certification (UL / CSA equivalent). 9' cord included. Black.</i>			
	18½ x 3¾ x 1	480 x 85 x 26	LGC-T5LE19	212
	24¾ x 3¾ x 1	626 x 85 x 26	LGC-T5LE25	235
	36½ x 3¾ x 1	927 x 85 x 26	LGC-T5LE37	259
	48¼ x 3¾ x 1	1226 x 85 x 26	LGC-T5LE49	290






= ASSEMBLY REQUIRED

= QUICKSHIP

	W x D x H (in)	W x D x H (mm)	Code	Price (\$)
	<i>Clear anodized aluminum housing with white end caps. Touch-and-hold dimmer. Brightness adjustability 100%-15% continuous. 10 hours automatic turn off. 4100K, 84 CRI. 17": 6.6W/24 LED, 31": 14.8W/48 LED, 44": 21.8W/72 LED. ETL Certification (UL / CASA equivalent). 9' (17") or 12 (31"-44") cord included. Fully recyclable aluminum housing.</i>			
	16½ x 2 x ¾	417 x 50 x 14	LGC-LED17	332
	24¼ x 2 x ¾	765 x 50 x 14	LGC-LED31	416
	36⅞ x 2 x ¾	1100 x 50 x 14	LGC-LED44	759



Fabrics for screens and tackboards *These prices are applicable for Grade 1 and 2 fabrics. For other grades add: Grade 3: 15%, Grade 4: 20%, Grade 5: 25%, Grade 6: 30%, Grade 7: 35%.*

Tackboards for hutches *Tackboards and rails for hutches may be combined to optimize storage space with the accessories.*

	44" H hutches		36" H hutches		
	19" H tackboard		—		
	15" H tackboard + 1 rail		15" H tackboard		
	11" H tackboard + 2 rails		11" H tackboard + 1 rail		
	<i>19" (480 mm) high.</i>				
	82 x ½ x 19	2045 x 13 x 480	LGC-TK8219E		433
	76 x ½ x 19	1895 x 13 x 480	LGC-TK7619E		421
	70 x ½ x 19	1745 x 13 x 480	LGC-TK7019E		410
	64 x ½ x 19	1595 x 13 x 480	LGC-TK6419E		398
	58 x ½ x 19	1445 x 13 x 480	LGC-TK5819E		387
	52 x ½ x 19	1295 x 13 x 480	LGC-TK5219E		372
46 x ½ x 19	1145 x 13 x 480	LGC-TK4619E		362	
40 x ½ x 19	995 x 13 x 480	LGC-TK4019E		350	
34 x ½ x 19	845 x 13 x 480	LGC-TK3419E		337	

All United Chair® standard fabrics (except vinyls and leathers) are available to coordinate on tackboards and screens. A "C.O.M." program is available upon request. For more information, contact Groupe Lacasse customer service.

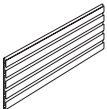
Specify the fabric code at the end of the product code.

<i>15" (380 mm) high.</i>				
82 x ½ x 15	2045 x 13 x 380	LGC-TK8215E		421
76 x ½ x 15	1895 x 13 x 380	LGC-TK7615E		410
70 x ½ x 15	1745 x 13 x 380	LGC-TK7015E		398
64 x ½ x 15	1595 x 13 x 380	LGC-TK6415E		387
58 x ½ x 15	1445 x 13 x 380	LGC-TK5815E		372
52 x ½ x 15	1295 x 13 x 380	LGC-TK5215E		362
46 x ½ x 15	1145 x 13 x 380	LGC-TK4615E		350
40 x ½ x 15	995 x 13 x 380	LGC-TK4015E		337
34 x ½ x 15	845 x 13 x 380	LGC-TK3415E		327

Specify the fabric code at the end of the product code.

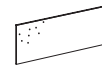
<i>11" (280 mm) high.</i>				
82 x ½ x 11	2045 x 13 x 280	LGC-TK8211E		410
76 x ½ x 11	1895 x 13 x 280	LGC-TK7611E		398
70 x ½ x 11	1745 x 13 x 280	LGC-TK7011E		387
64 x ½ x 11	1595 x 13 x 280	LGC-TK6411E		372
58 x ½ x 11	1445 x 13 x 280	LGC-TK5811E		362
52 x ½ x 11	1295 x 13 x 280	LGC-TK5211E		350
46 x ½ x 11	1145 x 13 x 280	LGC-TK4611E		337
40 x ½ x 11	995 x 13 x 280	LGC-TK4011E		327
34 x ½ x 11	845 x 13 x 280	LGC-TK3411E		312

Specify the fabric code at the end of the product code.

	W x D x H (in)	W x D x H (mm)	Code	Price (\$)
	<i>To be fixed to a hutch to receive accessory trays. Mounting hardware included.</i>			
	82 x ¾ x 4	2045 x 19 x 100	LGC-RA82E	217
	76 x ¾ x 4	1895 x 19 x 100	LGC-RA76E	212
	70 x ¾ x 4	1745 x 19 x 100	LGC-RA70E	206
	64 x ¾ x 4	1595 x 19 x 100	LGC-RA64E	199
	58 x ¾ x 4	1445 x 19 x 100	LGC-RA58E	191
	52 x ¾ x 4	1295 x 19 x 100	LGC-RA52E	186
	46 x ¾ x 4	1145 x 19 x 100	LGC-RA46E	181
	40 x ¾ x 4	995 x 19 x 100	LGC-RA40E	176
	34 x ¾ x 4	845 x 19 x 100	LGC-RA34E	170

Specify the accent color (A, S).

Wall-mounted tackboards



All United Chair® standard fabrics (except vinyls and leathers) are available to coordinate on tackboards and screens. A "C.O.M." program is available upon request. For more information, contact Groupe Lacasse customer service.

W x D x H (in)	W x D x H (mm)	Code	Price (\$)
<i>Tackboards and wall-mounted hanging rails may be combined to optimize storage space with the accessories.</i>			
<i>21" H tackboard</i>			
<i>17" H tackboard + 1 rail</i>			
<i>13" H tackboard + 2 rails</i>			

<i>21" (540 mm) high.</i>			
84 x ½ x 21	2100 x 13 x 540	LGC-TK8421M	452
78 x ½ x 21	1950 x 13 x 540	LGC-TK7821M	433
72 x ½ x 21	1800 x 13 x 540	LGC-TK7221M	421
66 x ½ x 21	1650 x 13 x 540	LGC-TK6621M	410
60 x ½ x 21	1500 x 13 x 540	LGC-TK6021M	398
54 x ½ x 21	1350 x 13 x 540	LGC-TK5421M	387
48 x ½ x 21	1200 x 13 x 540	LGC-TK4821M	372
42 x ½ x 21	1050 x 13 x 540	LGC-TK4221M	362
36 x ½ x 21	900 x 13 x 540	LGC-TK3621M	350

Specify the fabric code at the end of the product code.

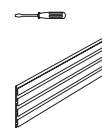
<i>17" (440 mm) high.</i>			
84 x ½ x 17	2100 x 13 x 440	LGC-TK8417M	433
78 x ½ x 17	1950 x 13 x 440	LGC-TK7817M	421
72 x ½ x 17	1800 x 13 x 440	LGC-TK7217M	410
66 x ½ x 17	1650 x 13 x 440	LGC-TK6617M	398
60 x ½ x 17	1500 x 13 x 440	LGC-TK6017M	387
54 x ½ x 17	1350 x 13 x 440	LGC-TK5417M	372
48 x ½ x 17	1200 x 13 x 440	LGC-TK4817M	362
42 x ½ x 17	1050 x 13 x 440	LGC-TK4217M	350
36 x ½ x 17	900 x 13 x 440	LGC-TK3617M	337

Specify the fabric code at the end of the product code.

<i>13" (340 mm) high.</i>			
84 x ½ x 13	2100 x 13 x 340	LGC-TK8413M	421
78 x ½ x 13	1950 x 13 x 340	LGC-TK7813M	410
72 x ½ x 13	1800 x 13 x 340	LGC-TK7213M	398
66 x ½ x 13	1650 x 13 x 340	LGC-TK6613M	387
60 x ½ x 13	1500 x 13 x 340	LGC-TK6013M	372
54 x ½ x 13	1350 x 13 x 340	LGC-TK5413M	362
48 x ½ x 13	1200 x 13 x 340	LGC-TK4813M	350
42 x ½ x 13	1050 x 13 x 340	LGC-TK4213M	337
36 x ½ x 13	900 x 13 x 340	LGC-TK3613M	327


Specify the fabric code at the end of the product code.

Wall-mounted metal hanging rails



<i>To be fixed to a wall to receive accessory trays. Mounting hardware included.</i>			
84 x ¾ x 4	2100 x 19 x 100	LGC-RA84M	223
78 x ¾ x 4	1950 x 19 x 100	LGC-RA78M	217
72 x ¾ x 4	1800 x 19 x 100	LGC-RA72M	212
66 x ¾ x 4	1650 x 19 x 100	LGC-RA66M	206
60 x ¾ x 4	1500 x 19 x 100	LGC-RA60M	199
54 x ¾ x 4	1350 x 19 x 100	LGC-RA54M	191
48 x ¾ x 4	1200 x 19 x 100	LGC-RA48M	186
42 x ¾ x 4	1050 x 19 x 100	LGC-RA42M	181
36 x ¾ x 4	900 x 19 x 100	LGC-RA36M	176

Specify the accent color (A, S).

	W x D x H (in)	W x D x H (mm)	Code	Price (\$)
TACKBOARDS FOR ACCESSORY BRACKETS				
<i>Mounts to the accessory brackets LGC-SUPAC_ / LGC-SUPL_. Compatible with units having full-width wire access or spacing between surface and base (Quad, Morpheo and Options).</i>				
<i>These prices are applicable for Grade 1 and 2 fabrics. For other grades add: Grade 3: 15%, Grade 4: 20%, Grade 5: 25%, Grade 6: 30%, Grade 7: 35%.</i>				
	71 x 1½ x 17	1778 x 36 x 442	LGC-TK7217_	645
	65 x 1½ x 17	1628 x 36 x 442	LGC-TK6617_	628
	59 x 1½ x 17	1478 x 36 x 442	LGC-TK6017_	597
	53 x 1½ x 17	1328 x 36 x 442	LGC-TK5417_	578
	47 x 1½ x 17	1178 x 36 x 442	LGC-TK4817_	542
	41 x 1½ x 17	1028 x 36 x 442	LGC-TK4217_	524
	35 x 1½ x 17	878 x 36 x 442	LGC-TK3617_	506
	29 x 1½ x 17	728 x 36 x 442	LGC-TK3017_	483
	23 x 1½ x 17	578 x 36 x 442	LGC-TK2417_	464
	71 x 1½ x 8½	1778 x 36 x 213	LGC-TK7208_	488
	65 x 1½ x 8½	1628 x 36 x 213	LGC-TK6608_	470
	59 x 1½ x 8½	1478 x 36 x 213	LGC-TK6008_	452
	53 x 1½ x 8½	1328 x 36 x 213	LGC-TK5408_	427
	47 x 1½ x 8½	1178 x 36 x 213	LGC-TK4808_	392
	41 x 1½ x 8½	1028 x 36 x 213	LGC-TK4208_	367
	35 x 1½ x 8½	878 x 36 x 213	LGC-TK3608_	350
	29 x 1½ x 8½	728 x 36 x 213	LGC-TK3008_	332
	23 x 1½ x 8½	578 x 36 x 213	LGC-TK2408_	312


Specify the accent code (A, S). Specify the fabric code at the end of the product code.

Short accessory brackets (2)	1½ x 4 x 11	38 x 100 x 284	LGC-SUPAC_	151
-------------------------------------	-------------	----------------	------------	-----

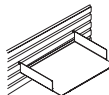
Specify the accent color (A, S).


Long accessory brackets (2)	1½ x 4 x 20	38 x 100 x 513	LGC-SUPAL_	151
------------------------------------	-------------	----------------	------------	-----


Specify the accent color (A, S).

Hanging rail	<i>Mounts to the accessory brackets.</i>			
	71 x 1½ x 8½	1778 x 36 x 213	LGC-RA72_	367
	65 x 1½ x 8½	1628 x 36 x 213	LGC-RA66_	343
	59 x 1½ x 8½	1478 x 36 x 213	LGC-RA60_	320
	53 x 1½ x 8½	1328 x 36 x 213	LGC-RA54_	295
	47 x 1½ x 8½	1178 x 36 x 213	LGC-RA48_	259
	41 x 1½ x 8½	1028 x 36 x 213	LGC-RA42_	235
	35 x 1½ x 8½	878 x 36 x 213	LGC-RA36_	212
	29 x 1½ x 8½	728 x 36 x 213	LGC-RA30_	186
	23 x 1½ x 8½	578 x 36 x 213	LGC-RA24_	156

Specify the accent color (A, S).

Horizontal paper trays	<i>Metal. Compatible with all Lacasse's accessory rails. Letter size.</i>			
	12 x 2 x 10	305 x 50 x 251	LGC-RPT11_	98
	<i>Legal size.</i>			
	15 x 2 x 10	375 x 50 x 251	LGC-RPT14_	109


Vertical paper tray	<i>Metal. 2¼" (68 mm) clear depth. Compatible with all Lacasse's accessory rails.</i>			
	12 x 8 x 2¾	300 x 68 x 70	LGC-RVPT11_	120

Accessory trays	<i>Metal. Compatible with all Lacasse's accessory rails.</i>			
	12 x 1¼ x 3¾	305 x 30 x 96	LGC-RAS12_	83
	20 x 1¼ x 3¾	505 x 30 x 96	LGC-RAS20_	103


Specify the accent color (A, S).

	W x D x H (in)	W x D x H (mm)	Code	Price (\$)
Screens				
<i>Screens are compatible with units having full-width wire access or spacing between surface and base. Maximum of 2 vertically stacked screens. Restrictions: surfaces 20" and 24" deep used independently.</i>				
<i>These prices are applicable for Grade 1 and 2 fabrics. For other grades add: Grade 3: 15%, Grade 4: 20%, Grade 5: 25%, Grade 6: 30%, Grade 7: 35%.</i>				
<i>2 connecting extrusions included on surfaces with LGC-7PO_ and LGC-14TP supports.</i>				
	72 x 1 x 16	1800 x 25 x 406	LGC-SCF7216_	542
	66 x 1 x 16	1650 x 25 x 406	LGC-SCF6616_	519
	60 x 1 x 16	1500 x 25 x 406	LGC-SCF6016_	488
	54 x 1 x 16	1350 x 25 x 406	LGC-SCF5416_	464
	48 x 1 x 16	1200 x 25 x 406	LGC-SCF4816_	433
	42 x 1 x 16	1050 x 25 x 406	LGC-SCF4216_	410
	36 x 1 x 16	900 x 25 x 406	LGC-SCF3616_	381
	30 x 1 x 16	750 x 25 x 406	LGC-SCF3016_	356
	24 x 1 x 16	600 x 25 x 406	LGC-SCF2416_	332


Specify the accent code (A, S). Specify the fabric code at the end of the product code.


Fabric stackable screens				
	<i>All United Chair® standard fabrics (except vinyls and leathers) are available to coordinate on tackboards and screens. A "C.O.M." program is available upon request. For more information, contact Groupe Lacasse customer service.</i>			
	72 x 1 x 16	1800 x 25 x 406	LGC-SCF7216_	542
	66 x 1 x 16	1650 x 25 x 406	LGC-SCF6616_	519
	60 x 1 x 16	1500 x 25 x 406	LGC-SCF6016_	488
	54 x 1 x 16	1350 x 25 x 406	LGC-SCF5416_	464
	48 x 1 x 16	1200 x 25 x 406	LGC-SCF4816_	433
	42 x 1 x 16	1050 x 25 x 406	LGC-SCF4216_	410
	36 x 1 x 16	900 x 25 x 406	LGC-SCF3616_	381
	30 x 1 x 16	750 x 25 x 406	LGC-SCF3016_	356
	24 x 1 x 16	600 x 25 x 406	LGC-SCF2416_	332

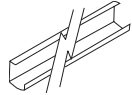
Specify the accent code (A, S). Specify the fabric code at the end of the product code.


Laminate stackable screens				
	<i>Extrusions at both ends to mount on surfaces with LGC-7PO_ and LGC-14TP supports.</i>			
	72 x 1 x 16	1800 x 25 x 406	LGC-SCL7216_	320
	66 x 1 x 16	1650 x 25 x 406	LGC-SCL6616_	312
	60 x 1 x 16	1500 x 25 x 406	LGC-SCL6016_	307
	54 x 1 x 16	1350 x 25 x 406	LGC-SCL5416_	301
	48 x 1 x 16	1200 x 25 x 406	LGC-SCL4816_	295
	42 x 1 x 16	1050 x 25 x 406	LGC-SCL4216_	290
	36 x 1 x 16	900 x 25 x 406	LGC-SCL3616_	283
	30 x 1 x 16	750 x 25 x 406	LGC-SCL3016_	278
	24 x 1 x 16	600 x 25 x 406	LGC-SCL2416_	271

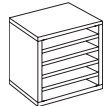
Specify the accent color (A, S).


Screen supports (2)	<i>To be mounted under the surface.</i>			
	1½ x 8 x 12	40 x 200 x 310	LGC-7PO_	186

Screen extensions (2)	<i>Insert into the first screen in order to stack the second one. Anthracite Grey metal.</i>			
	¾ x ¾ x 14	20 x 3 x 350	LGC-14TP	109

Adhesive wire channels	<i>Self-adhesive. Can hold most power bars.</i>			
	68 x 2¼ x 3¼	1700 x 60 x 80	LGC-HWMC72_	120
	44 x 2¼ x 3¼	1100 x 60 x 80	LGC-HWMC48_	103
	20 x 2¼ x 3¼	500 x 60 x 80	LGC-HWMC24_	83








Vertical wire channel	<i>Self-adhesive. Installs to base or leg. 2 lengths of 20" (500 mm) each.</i>			
	1 x 1½ x 20	25 x 12 x 500	LGC-VWMC20_	83

Vertical pigeonholes	<i>21" H – 6 compartments, 17" H – 5 compartments. Legal size.</i>			
	18 x 12 x 20¼	449 x 311 x 515	LGC-DV1821	464
	18 x 12 x 17¾	449 x 311 x 442	LGC-DV1817	433
	<i>Letter size.</i>			
	12 x 12 x 20¼	299 x 311 x 515	LGC-DV1221	421
	12 x 12 x 17¾	299 x 311 x 442	LGC-DV1217	392






Grommets	<i>Round or square in various dimensions supplied in accordance with the standards of furniture series ordered.</i>				
	<i>Black for Concept 70, 300, 400E</i>			LGC-GRV25N	31
	<i>For Options, Morpheo, Concept 3, PanGram (1")</i>			LGC-GRQ25_	31
	<i>For Quad, Options, Morpheo, Quorum (1½")</i>			LGC-GRQ38_	31





Specify the accent code (A, S).

 = ASSEMBLY REQUIRED  = QUICKSHIP







	W x D x H (in)	W x D x H (mm)	Code	Price (\$)
Cushions for mobile pedestals 	2" (51mm) foam. Installs on 20" (500 mm) storage units or mobile pedestal with self-fastening band. These prices are applicable for United Chair® Grade 1 and 2 fabrics. For other United Chair® grades add: Grade 3: 15%, Grade 4: 20%, Grade 5: 25%, Grade 6: 30%, Grade 7: 35%.			
	15 x 18 x 2	388 x 450 x 51	LGC-CU1518	248
Specify the fabric code at the end of the product code.				
Front-to-back suspension bars 	Suspension bars for all laminate lateral file drawers. Allows front-to-back filing.			
	15½ x 6 x 1¼	384 x 152 x 32	LGC-FTB2	42
	15½ x 6 x 1¼	384 x 152 x 32	LGC-FTB4	103
Counterweight 	Prevents lateral file from tipping over when top drawer is overloaded. To meet BIFMA standards, order 1 counterweight for 24" deep and 2 for 20" deep lateral file.			
	13 x 4 x 4	330 x 100 x 100	LGC-CW	126
Flush plate 	To link and level two surfaces. 10 per package. Black metal.			
	7 x 1½ x ¼	175 x 38 x 3	LGC-FLP	67
Footrest 	Adjustable foot support. Tilt angles of 6°, 12°, 16° and 25°. Anti-fatigue rubber surface on platform. Black with grey accents.			
	16 x 14 x 3-5	405 x 350 x 75-125	LGC-FR	139
Coat hook 	Stainless steel finish. Hardware included. Can be fixed to wall or other surface.			
	2½ x 2½ x 1½	60 x 20 x 35	LGC-CH	78
Work surface reinforcement bar 	Metal black.			
	54 x 2 x 1	1372 x 51 x 25	LGC-BAR	83

ELECTRICAL AND COMMUNICATION MODULES

Removable electrical / communication module 	3 electrical outlets. Can accommodate the couplers listed on this page. 72" (1829 mm) cord included. Silver anodized aluminum. UL and CUL certified.			
	10 x 5½ x 3	255 x 140 x 75	LGC-PCS	372
Half electrical module 	2 electrical outlets. 72" (1829 mm) cord included. Silver anodized aluminum. Field installed. UL and CUL certified.			
	4¾ x 4¼ x 3	120 x 106 x 75	LGC-HPC	248
Electrical / communication module 	Includes two electrical outlets. Can accommodate the couplers listed on this page. 72" (1829 mm) cord included. Silver anodized aluminum. Field installed. UL and CUL certified. Adaptors included.			
	8¼ x 4¾ x 3	212 x 110 x 75	LGC-PC2P	421
Double-sided electrical / communication module 	Includes two electrical outlets on each side. Can accommodate the couplers listed on this page. 72" (1829 mm) cord included. Silver anodized aluminum. Field installed. UL and CUL certified. Adaptors included.			
	8¼ x 8 x 3	206 x 200 x 75	LGC-DPC4P	748
Flush-mount rectangular electrical / communication module 	Includes two electrical outlets and two 2.1A USB ports. 120VAC power outlet. Spill resistant. 108" (2743 mm) cord included. Mounting screw included. Silver. Field installed. ETL certified.			
	6¼ x 2½ x 3¼	159 x 64 x 79	LGC-PCQ1USB2P	461

	W x D x H (in)	W x D x H (mm)	Code	Price (\$)
Grommet-mounted flush rectangular electrical / communication module 	Includes one electrical outlet and two 2.1A USB ports. Fits in the rectangular Lacasse grommet hole. 120VAC power outlet. Spill resistant. 108" (2743 mm) cord included. Mounting screw included. Silver. Field installed. ETL certified.			
	3¾ x 2¼ x 3¼	95 x 57 x 79	LGC-PCQ1USB1P	409
Flush-mount round electrical / communication module 	Includes two electrical outlets and two 2.1A USB ports. 120VAC power outlet. Spill resistant. 108" (2743 mm) cord included. Mounting screw included. Silver. Field installed. ETL certified.			
	6 x 6 x 3¼	152 x 152 x 79	LGC-PCV1USB2P	461
Grommet-mounted flush round electrical / communication module 	Includes one electrical outlet and two 2.1A USB ports. Fits in the rectangular Lacasse grommet hole. 120VAC power outlet. Spill resistant. 108" (2743 mm) cord included. Mounting screw included. Silver. Field installed. ETL certified.			
	5¼ x 5¼ x 3¼	133 x 133 x 79	LGC-PCV1USB1P	409
Wireless charger 	Compatible with any Qi rated devices and smartphones, refer to the wireless compatibility chart on next page. 78" (1981 mm) cord included. Silver anodized aluminum. Field installed. The transformer is UL and CUL certified.			
	3¼ x 3¼ x ¾	84 x 84 x 17	LGC-CHARGE	545

COUPLERS

Voice coupler 	RJ11 coupler, category 3. Modular coupler to connect a standard phone. Compatible with electrical / communication modules LGC-PC2P or LGC-DPC4P. Black. Must be used with the adaptors provided with selected accessories plates or modules. Field installed.			
	¾/16 x ¾/8 x 1¾/16	14 x 16 x 30	LGC-RJ11	63
Data jack 	RJ-45 coupler, category 5. 110 connect jack used for internet and multi-line/VOIP phone systems. Compatible with electrical / communication modules LGC-PC2P or LGC-DPC4P. Black. Must be used with the adaptors provided with selected accessories plates or modules. Field installed.			
	⅝ x ⅝ x 1¾/16	16 x 16 x 30	LGC-RJ45	108
HDMI connector 	To connect to HD displays that accept HDMI feed. Female / female connection. 18" (457 mm) cord. Compatible with electrical / communication modules LGC-PC2P or LGC-DPC4P. Black. Must be used with the adaptors provided with selected accessories plates or modules. Field installed.			
	⅝ x ⅝/16 x 1¾/16	16 x 14 x 30	LGC-HDMI	124
VGA coupler 	Female-to-male connector cable. Device cable not included. 120" (3048 mm) cord included. Compatible with electrical / communication modules LGC-PC2P or LGC-DPC4P. Black. Must be used with the adaptors provided with selected accessories plates or modules. Field installed.			
	1¼ x ¼ x 1½	33 x 12 x 37	LGC-VGA	124
USB 3.0 coupler 	Simultaneous read and write capability. Transfer speed of 5 gbs/sec. Does not charge. 72" (1829 mm) cord. Compatible with electrical / communication modules LGC-PC2P or LGC-DPC4P. Black. Must be used with the adaptors provided with selected accessories plates or modules. Field installed.			
	⅝ x ⅝/16 x 1¾/16	16 x 14 x 30	LGC-USBDATA	103
USB charging coupler 	USB-A connections for USB-powered device and charging mobile electronics. 2,000 mA of charging power. 72" (1829 mm) cord. Compatible with electrical / communication modules LGC-PC2P or LGC-DPC4P. Black. Must be used with the adaptors provided with selected accessories plates or modules. Field installed. The transformer is UL and CUL certified.			
	1 x 1 x 1¾/16	26 x 26 x 30	LGC-USB	153

TECHNICAL PERFORMANCES

THERMOFUSED LAMINATE (TFL):

- Depending on the furniture collection, Lacasse casegoods have TFL surfaces and side panels made of particleboard panels of 1" (25,4 mm) or 1½" (38 mm) thick finished with a mar-resistant high-performance thermofused laminate (45 lbs/ft³). The particleboard panels are laminated on both sides for proper balance.
- TFL technology consists on a decorative paper impregnated with reactive melamine resins which is thermally fused to a substrate (particleboard). The heat and pressure produces a **permanent thermal bond** between the melamine resins, the decorative paper and the substrate. The bonding process results in a clear, hard and non-porous surface.
- TFL panels, unlike wood, will not gouge or dent.
- Delamination is not possible, due to the manufacturing process.
- TFL panels carry a 25-year warranty.

HIGH-PRESSURE LAMINATE (HPL):

- Certain collections are also available with HPL surfaces made of 1¼" (27 mm) or 1⅞" (40 mm) thick particleboard finished with high-pressure laminate (laminate plus a ⅛" (0,8 mm) black backing).
- HPL technology consists of multiple layers of Kraft paper saturated with phenolic resin, a decorative layer of paper saturated with melamine resin, and a very thin top sheet of heavily saturated melamine resin. The high-pressure laminate sheet is then glued to a substrate (particleboard).
- HPL panels offer a good wear and impact resistance.
- HPL panels carry a 5-year warranty.

CONVERSION TABLE

SPECIFICATIONS

Metric dimensions are exact; imperial dimensions are nominal.

Nominal	Metric	Exact imp.	Nominal	Metric	Exact imp.	Nominal	Metric	Exact imp.
6	150	5.91	36	900	35.43	66	1650	64.96
7	175	6.89	37	925	36.42	67	1675	65.94
8	200	7.87	38	950	37.4	68	1700	66.93
9	225	8.86	39	975	38.39	69	1725	67.91
10	250	9.84	40	1000	39.37	70	1750	68.9
11	275	10.83	41	1025	40.35	71	1775	69.88
12	300	11.81	42	1050	41.34	72	1800	70.87
13	325	12.8	43	1075	42.32	73	1825	71.85
14	350	13.78	44	1100	43.31	74	1850	72.83
15	375	14.76	45	1125	44.29	75	1875	73.82
16	400	15.75	46	1150	45.28	76	1900	74.8
17	425	16.73	47	1175	46.26	77	1925	75.79
18	450	17.72	48	1200	47.24	78	1950	76.77
19	475	18.7	49	1225	48.23	79	1975	77.76
20	500	19.69	50	1250	49.21	80	2000	78.74
21	525	20.67	51	1275	50.2	81	2025	79.72
22	550	21.62	52	1300	51.18	82	2050	80.71
23	575	22.64	53	1325	52.17	83	2075	81.69
24	600	23.62	54	1350	53.15	84	2100	82.68
25	625	24.61	55	1375	54.13	85	2125	83.68
26	650	25.59	56	1400	55.12	86	2150	84.65
27	675	26.57	57	1425	56.1	87	2175	85.63
28	700	27.56	58	1450	57.09	88	2200	86.61
29	725	28.54	59	1475	58.07	89	2225	87.6
30	750	29.53	60	1500	59.06	90	2250	88.58
31	775	30.51	61	1525	60.04	96	2400	94.49
32	800	31.5	62	1550	61.02	120	3000	118.11
33	825	32.48	63	1575	62.01	126	3150	124.02
34	850	33.46	64	1600	62.99	144	3600	141.73
35	875	34.45	65	1625	63.96			

TERMS & CONDITIONS OF SALE

1. ORDER PLACEMENT

- a) The seller sells its products in the terms set forth in these standard terms of sale. All orders must be submitted in writing as represented by a valid purchase order, which includes the total list and net dollars. The seller reserves the right to refuse any order.
- b) Groupe Lacasse LLC cannot be held responsible for dealer's errors, omissions and order duplication due to non-compliance with this procedure. The following information is required to process an order

CUSTOMER INFORMATION	PRODUCT INFORMATION
Sold/Ship to address	Quantity
Purchase order number	Product numbers including options
Authorized signature	Colors and fabrics (all surfaces)
Contact name	Note: Product number overrules the written description and/or comment lines
Consignee contact name and phone	
Bid/Quote # if applicable	
Product total (list/net)	
Preferred delivered date (Specific delivery date not guaranteed)	

2. ORDER CHANGES

Any change to an original purchase order must be received in writing no later than 48 hours after receipt of the original order. Any change to the original order after 48 hours, if approved, will result in production rescheduling. The cost variances will have to be approved by the customer before production rescheduling. No changes allowed on QuickShip orders.

3. ORDER CANCELLATIONS

Cancellations must be requested in writing no later than 48 hours after receipt of the original order and are subject to approval by Groupe Lacasse LLC. Cancellations cannot be accepted otherwise. No cancellation allowed on QuickShip orders.

4. ORDER ACKNOWLEDGMENT

Orders will be acknowledged to dealers by Groupe Lacasse LLC. Please refer to the acknowledgment copy to make sure it agrees with your original purchase order. When corresponding, please refer to the acknowledgment number. If you do not receive your order acknowledgement within 48 hours, please contact our customer service.

5. LIMITED LIFETIME WARRANTY

Groupe Lacasse LLC warrants its products to be free from defects in material and workmanship for as long as the original purchaser owns it; proof of purchase from Groupe Lacasse LLC being the only official document accepted by Groupe Lacasse LLC for any claim. This warranty is subject to the limitations, exclusions and other provisions below:

- Twenty-five years: High-performance thermofused laminate.
- Twenty years: Drawer slides.
- Ten years: Locks.
- Five years: Adjustable surface mechanisms, metal legs.
- Five years: High-pressure laminate, casters, fabrics, metal frame doors, electrical components, thermoplastic polymer extrusions and accessories.
- One year: Electrical modules and components, electronic locks.
- Exclusions: C.O.M., light bulbs and ballasts.

This warranty is made by Groupe Lacasse LLC only to purchasers acquiring the product directly from Groupe Lacasse LLC, its authorized dealers, or others who are specifically authorized by Groupe Lacasse LLC to sell such products. The purchaser's remedy is limited to repair or replacement, at Groupe Lacasse LLC's option, of products which when used normally, prove to be defective within the period stated. Labor, delivery charges and service not covered under warranty. This warranty does not apply to any product which must be replaced because of normal wear and tear, negligence, abuse or accident or which has been modified by someone other than Groupe Lacasse LLC or its authorized dealers. The remedy stated herein are expressly agreed to be exclusive as a condition of sale. Groupe Lacasse LLC's liability with respect to its products or installation services should not exceed that expressly set forth above. Under no circumstances shall Groupe Lacasse LLC be liable for accidental or consequential damages. Specials may be subject to a limited warranty.

6. PRICES

All prices listed are suggested retail prices, F.O.B. our factory, St-Pie, Quebec, Canada. Accepted orders are subject to prices and taxes prevailing at the time of shipment. Prices and taxes are subject to change without notice. If shipping date requested is more than 90 days from date of order, Groupe Lacasse LLC shall have the right to use the published list prices effective at the time of shipment. Prices shown in price book have priority over electronic catalog contents.

7. TERMS (UPON ACCEPTANCE FROM OUR CREDIT DEPARTMENT)

Net 30 days from date of invoice. Any product sold shall remain the property of Groupe Lacasse LLC and shall remain the seller's property until paid for. The buyer agrees to perform all acts which may be necessary to protect and assure retention of title to such products by Groupe Lacasse LLC until such time as goods have been paid for in full. No sales within a one-year period will automatically lead to the account's closure.

8. QUOTATIONS

Quotations are valid for a period of ninety (90) days unless otherwise specified on the quote.

9. CHANGES

All illustrations, specifications and prices in this book are based on the latest product information available at the time of publication. The right is reserved to make changes, at any time and without prior notice, to prices, colors, materials, specifications and models offered.

10. PACKING AND SHIPPING

Packaging consists of polyethylene and protectors or separate cartons, depending on method of shipment.

11. DELIVERY

The scheduled delivery week is specified on our acknowledgment. Groupe Lacasse is not liable for delay or failure to deliver goods due to causes beyond its control (such as a casualty, an act of god, a labor dispute,

or an accident; the inability to obtain the necessary labor, material or transportation; or any change requested by the customer). Under these circumstances, the ship date will be extended to compensate for the delay as determined by the Seller.

Groupe Lacasse will accept, upon prior approval by Logistics and Customer Service departments, to make installation job site deliveries for a minimum of one half of a full truckload (1,200 cubic feet/33.98 m³); however, and in all cases, an unloading dock must be available to accommodate 53 ft. (16.15 m), trailers and the address is also subject to approval. Unloading at destination is the sole responsibility of the purchaser. No waiting time will be possible; however, and if any is incurred, it will be recharged to the purchaser.

Under no circumstance will Groupe Lacasse deliver goods in a residential area.

Surcharge

Time sensitive deliveries (weekend deliveries, night, etc.) that require expedited carrier service will result in additional charges that will be passed onto the consignee (dealer). Liftgates: Our standard carriers do not have liftgates. Requests for liftgates can often be accommodated but will result in extra fees and they must be made at least 2 weeks in advance.

12. SHIPPING WEIGHTS AND VOLUMES

Shipping weights and volumes are available on the Groupe Lacasse website and may vary due to the constantly improving methods of packaging.

13. ROUTING

Unless otherwise specified by the buyer and agreed to by Groupe Lacasse, the latter reserves the right to select the route, method of shipment and carrier. Customer requests for special carrier, method of shipment and/or routing will be shipped freight collect.

14. TRANSPORTATION POLICY

"Zone 0" shipments are FCA plant.

"Zone 1", "Zone 2", "Zone 3", "Zone 4" and "Zone 5" pricing includes freight cost to your geographical location.

On all orders less than \$2,000 net (regardless of brand and/or of shipping point) we will add a \$100 "small order fee".

Please take note of the following exclusion to the "small order fee":

- By combining different product collections in one order, even if the net value of each collection is less than \$2,000 net, but the total value of all collections in one order is at least or above \$2,000 net, and as long as all products are shipped at the same destination / receiving location (ship to), the fee will not apply regardless of shipping dates and points of origins.

Small orders under \$25 net are subject to a \$20 small order fee (instead of \$100) regardless of the shipping zones.

Freight charges beyond the continental United States are the purchaser's responsibility. Shipments beyond the continental United States must deliver to a freight forwarder or forwarding carrier of your choice. It is the customer's responsibility to provide this information on purchase orders.

15. FREIGHT CLAIMS

All FCA destination claims will be handled and filed by the Seller. In order to expedite any credit due, your help and assistance is required. Please adhere to the following guidelines:

The merchandise is carefully packed and thoroughly inspected before leaving the warehouse. Responsibility for its safe delivery is assumed by the carrier upon acceptance of the shipment. Claims for loss or damage sustained in transit must therefore be made to Groupe Lacasse as follows:

1) Concealed loss or damage

Concealed loss or damage means loss or damage that does not become apparent until the merchandise has been unpacked. The contents may be damaged in transit due to rough handling even though the carton may not show external damage. When damage is discovered upon unpacking, a written request must be made within 15 days of the delivery date. No disposition will be taken until approved by the manufacturer.

IMPORTANT: Groupe Lacasse's policy on concealed damage is to replace the part or complete product if necessary at no charge to the dealer. However, it is the responsibility of the dealer to provide installation of the replaced part or complete product. Therefore, no labor fees will be accepted on concealed damages.

2) Visible damage or shortage

Any external evidence of damage or shortage must be noted on the freight bill or express receipts and signed by the carrier's agent. Failure to adequately describe such external evidence of damage or shortage may result in refusing to honor a damage claim. Claims must be submitted within 5 business days of reception of the merchandise.

Submit your claim to the Groupe Lacasse Customer Service by email at: lacassecustomer.service@grounelacasse.com.

Phone: 1-888-522-2773 - Fax: 1-888-248-1865

16. RETURNS

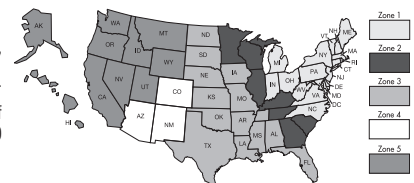
Absolutely no returns will be accepted on any standard and non-standard products.



17. STORAGE

In the event the purchaser request postponement of shipment beyond the scheduled shipping week after the goods have become work in process, or at a time Groupe Lacasse LLC is then about to make shipment, Groupe Lacasse LLC may store the goods at the purchaser's expense. Such transfer to storage shall be deemed a delivery to purchaser for all purposes including invoicing and payment.

18. GOVERNING LAW

This contract shall be construed and governed in accordance with the laws of the province of Quebec, Canada.





Office Furniture Solutions

Founded in 1956, Groupe Lacasse is a North American leader in the design, manufacture and service of a broad range of high-quality furniture products for all types of work environments. We have the experience, expertise and capability to deliver incomparable design, exceptional quality, optimum service and outstanding value in Office Furniture Solutions.



1-888-522-2773
www.groupelacasse.com



Lacasse products have achieved GREENGUARD GOLD Certification.

GREENGUARD Certified products are certified to GREENGUARD standards for low chemical emissions into indoor air during product usage. For more information, visit ul.com/gg.