

LACASSE

Office Furniture Solutions



QUORUM MULTICONFERENCE > Price Book > USA > September 2021

OFFICE
FURNITURE
SOLUTIONS

TABLE OF CONTENTS

LACASSE QUICKSHIP PROGRAM..... 2
DIMENSIONAL SPECIALS..... 3
STANDARDIZED SPECIALS..... 3
SPECIFICATIONS..... 4-5
 WORK SURFACES..... 5
 LEGS AND BASES..... 6
 TECHNOLOGY INTEGRATION/ELECTRIFICATION..... 6-7
 TABLES – CONFIGURATION ELEMENTS..... 8-9
 2-LEVEL SHARED TABLES AND TABLE LECTERN..... 10
 MEETING TABLES AND OCCASIONAL TABLES..... 11
 CONFERENCE TABLES WITH PANEL BASE..... 11
 ELECTRIC HEIGHT ADJUSTABLE TABLES..... 12-13
 MOBILE TRAINING TABLES – V-BASE..... 14
 TRAINING TABLES – T-BASE..... 15
 COMPLEMENTARY FURNITURE..... 15
 2-TONE APPLICATION AND WOOD GRAIN DIRECTION..... 16
 SPECIFICATIONS FOR OPTIONS AND FINISHES..... 16

QUORUM MULTICONFERENCE PRICE LIST 17
 1-SECTION SURFACES – 42" TO 60" W..... 17
 LEGS AND ACCESSORIES FOR 1-SECTION SURFACES – 42" TO 60" W..... 18
 1-SECTION SURFACES – 72" TO 96" W..... 19
 LEGS, BASES AND ACCESSORIES FOR 1-SECTION SURFACES – 72" TO 96" W..... 22
 2-SECTION SURFACES – 108" TO 192" W..... 22
 LEGS, BASES AND ACCESSORIES FOR 2-SECTION SURFACES – 108" TO 192" W... 26
 3-SECTION SURFACES – 204" TO 252" W..... 27
 LEGS, BASES AND ACCESSORIES FOR 3-SECTION SURFACES – 204" TO 252" W... 29
 1-SECTION SURFACES FOR VIVA AND TRIA BASES – 96" W..... 30
 VIVA AND TRIA BASES AND ACCESSORIES FOR 1-SECTION SURFACES – 96" W... 30
 2-SECTION SURFACES FOR LONG-SPAN TABLES – 108" TO 192" W..... 31
 LEGS, BASES AND ACCESSORIES FOR LONG-SPAN TABLES..... 32
 2-LEVEL SHARED TABLES – 36" OR 42" D..... 33
 TABLE LECTERN..... 33
 MEETING TABLES..... 34
 MEETING TABLES WITH XTRA BASE..... 35
 OCCASIONAL TABLES..... 35
 CONFERENCE TABLES..... 36
 ELECTRIC HEIGHT ADJUSTABLE CONFERENCE TABLES..... 37
 ACCESSORY FOR ELECTRIC HEIGHT ADJUSTABLE CONFERENCE TABLES..... 37
 ELECTRIC HEIGHT ADJUSTABLE TABLES..... 38
 ACCESSORIES FOR ELECTRIC HEIGHT ADJUSTABLE TABLES..... 41
 TRAINING TABLES – V-BASE..... 41
 TRAINING TABLES – T-BASE..... 43
 TRAINING TABLE ACCESSORIES..... 43
 COMPLEMENTARY FURNITURE..... 43
 ELECTRIFICATION..... 45
 SUGGESTIONS..... 46
 TERMS AND CONDITIONS OF SALE..... 47



QUORUM Multiconference is certified LEVEL® 1. LEVEL is an evaluation and certification system for environmentally-preferable and socially-responsible office furniture. For more information visit, www.levelcertified.org.



Lacasse products have achieved GREENGUARD GOLD Certification. GREENGUARD Certified products are certified to GREENGUARD standards for low chemical emissions into indoor air during product usage. For more information, visit ul.com/gg.



The mark of responsible forestry

The management system of Groupe Lacasse Inc. has been assessed and certified as meeting the requirements of the FSC Chain of Custody®. For more information about FSC Certification®, please visit www.fsc.org.

READY TO SHIP IN 5 DAYS!

Several suggested layouts, components and accessories identified by this pictogram are part of the **Lacasse quick delivery program**.



PROGRAM CONDITIONS AND LIMITATIONS:

- Maximum of **35 of each selected item and of each color per order**.
- Products are **ready for shipment 5 business days after reception of a ready-to-process order and delivered on next available trailer**.
- High-pressure laminate (HPL) finishes are not part of the QuickShip Program.
- Each time an electrical/communication module option is specified for a product that is part of the QuickShip Program, the module option is also part of the program, with the exception of table centers (CPC, CP2, CPP).

IMPORTANT:

Place QuickShip orders separately from regular orders.

When preparing your QuickShip orders, indicate the code “**QS**” before the product code or the suggested layout code. (Ex.: **QST5NNN-RC4884**.)

AVAILABLE OPTIONS AND LAMINATE FINISHES:

Make sure to complete your QuickShip product codes with the option and finish codes that are part of the QuickShip Program. Consult the list of finishes available on QuickShip at www.groupelacasse.com.

“DIMENSIONAL” SPECIALS

Groupe Lacasse offers its clients the possibility of making certain modifications to surface and table dimensions without having to go through the Quotations department. Certain rules apply:

- Dimensional changes are permitted within existing limits.
- No construction change may result from the dimensional change. (Ex.: addition of a base, leg or other component.)
- Refer to the **Dimensional Specials Program on page 4** of the Lacasse general price book for more details.
- If your particular situation is not eligible for the “Dimensional Specials” Program, or for any question regarding “**Dimensional Specials**”, please contact our Specials department at Quotation@groupe-lacasse.com.

“STANDARDIZED” SPECIALS

Addition of a non-standard cut-out for an electrical/communication module

It is possible to add a non-standard cut-out for a table without having to go through the Quotations department.

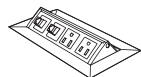
PROCEDURE:

1. Add an “S” before the product code. (Ex.: ST5NNN-RC4884.)
2. Add “GR9” after the product code. (Ex.: ST5NNN-RC4896GR9.)
3. Supply a drawing specifying the exact dimensions of the cut-out and its position on the furniture.
4. Add \$59 to the table’s list price.

Note: For reasons related to structural issues, some requests may have to be modified or refused.

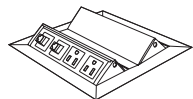
Technology integration

Several electrical/communication modules are available and preconfigured as a standard option. However, many other electrical/communication modules can also be used; to be ordered separately. Refer to the examples below and to the Accessories section of the Lacasse general Price List for all available solutions.



LGC-PC2P

Module with 2 outlets and 2 openings. May accept the connectors shown in this price book’s Electrification section. 72" L (1850 mm) connector cable for wall outlet.



LGC-DPC4P

Double module with 4 outlets and 4 openings. May accept the connectors shown in this price book’s Electrification section. 72" L (1850 mm) connector cable for wall outlet.

PROCEDURE:

1. Add an “S” before the product code. (Ex.: ST5NNN-RC48_ _.)
2. Replace the dimensions of the standard unit with the required dimensions. (Ex.: ST5NNN-RC4884 becomes ST5NNN-RC4887.)
3. Use the **higher unit price** from the current price list. (Ex.: If the new unit is an ST5NNN-RC4887, the price to use is the one for unit T5NNN-RC4896.)

Tables and furniture with high-pressure laminate (HPL) surface

Tables and furniture may be ordered with an HPL surface.

PROCEDURE:

1. Modify the number after the T at the start of the code, according to the thickness of the desired finish:
If the code begins with T1, replace with T2.
If the code begins with T5, replace with T6. (Ex.: T5NNN-RC4884 becomes T6NNN-RC4884.)
2. **Apply the surcharge** for the modification of the finish, according to the table below:

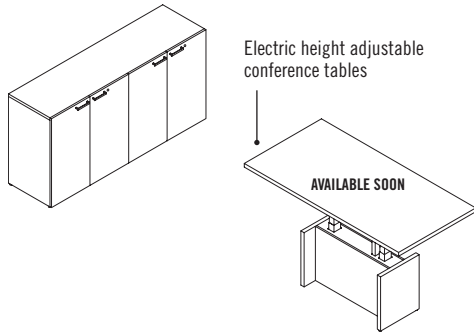
SURFACE WIDTH	UPCHARGE
48" (1200 mm) or less	\$176
Between 54" and 72" (1350 and 1800 mm)	\$221
Between 84" and 96" (2100 and 2400 mm)	\$331
Between 108" and 120" (2700 and 3000 mm)	\$441
Between 132" and 144" (3300 and 3600 mm)	\$551
Between 156" and 192" (3900 and 4800 mm)	\$753
Between 204" and 252" (5100 and 6300 mm)	\$992

SPECIFICATIONS

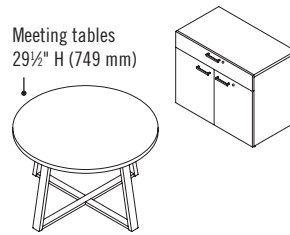
QUORUM MULTICONFERENCE

The QUORUM MULTICONFERENCE collection adapts to the new realities of meetings, presentations and conferences, and impresses with its sophisticated style, ingenious design and smart technology integration. Furthermore, a wide array of dimensions, shapes and features makes the collection adaptable to all situations and day-to-day needs.

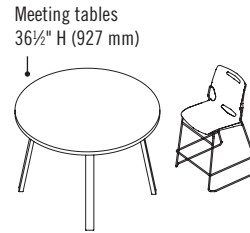
Active meeting



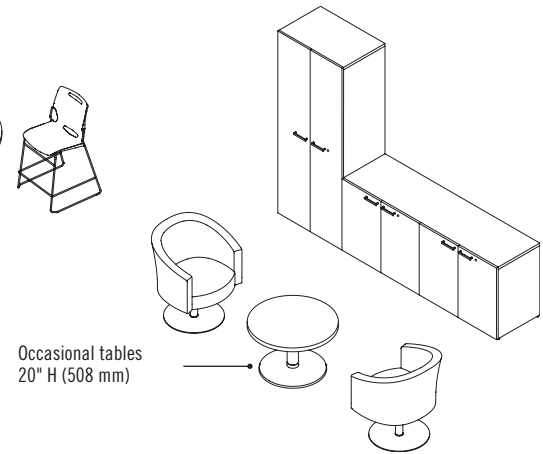
Work room



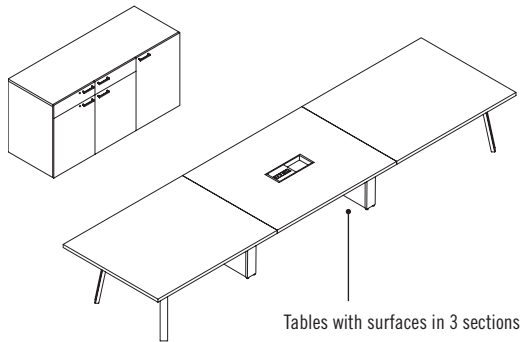
Spontaneous meeting



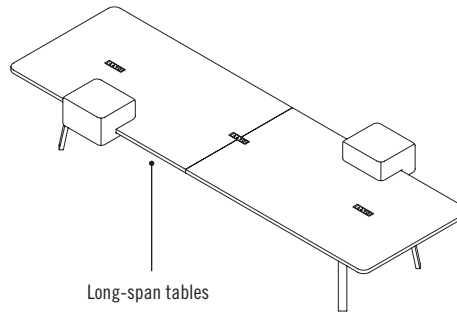
Informal meeting



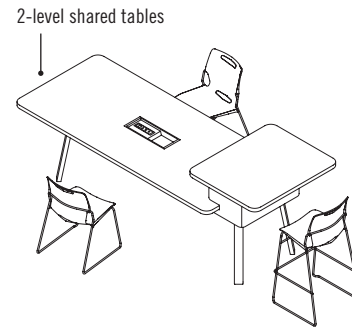
Conference



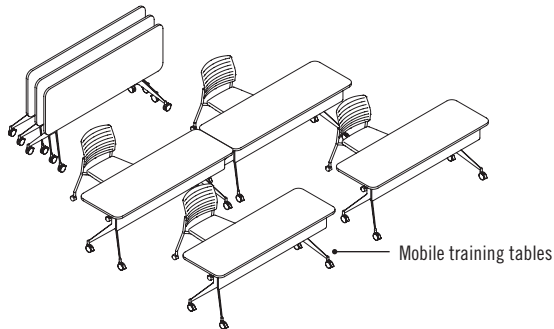
Coworking



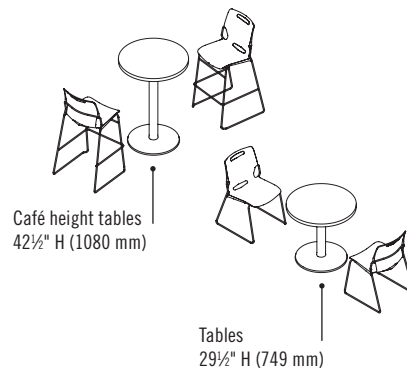
Collaboration



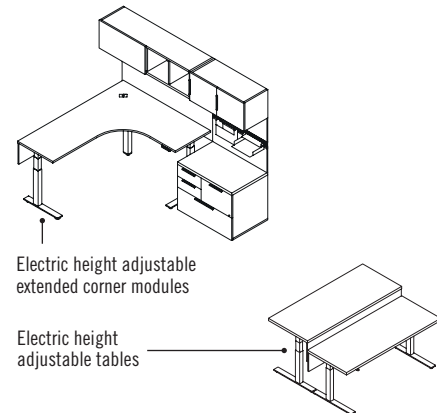
Training - Multifunctional spaces



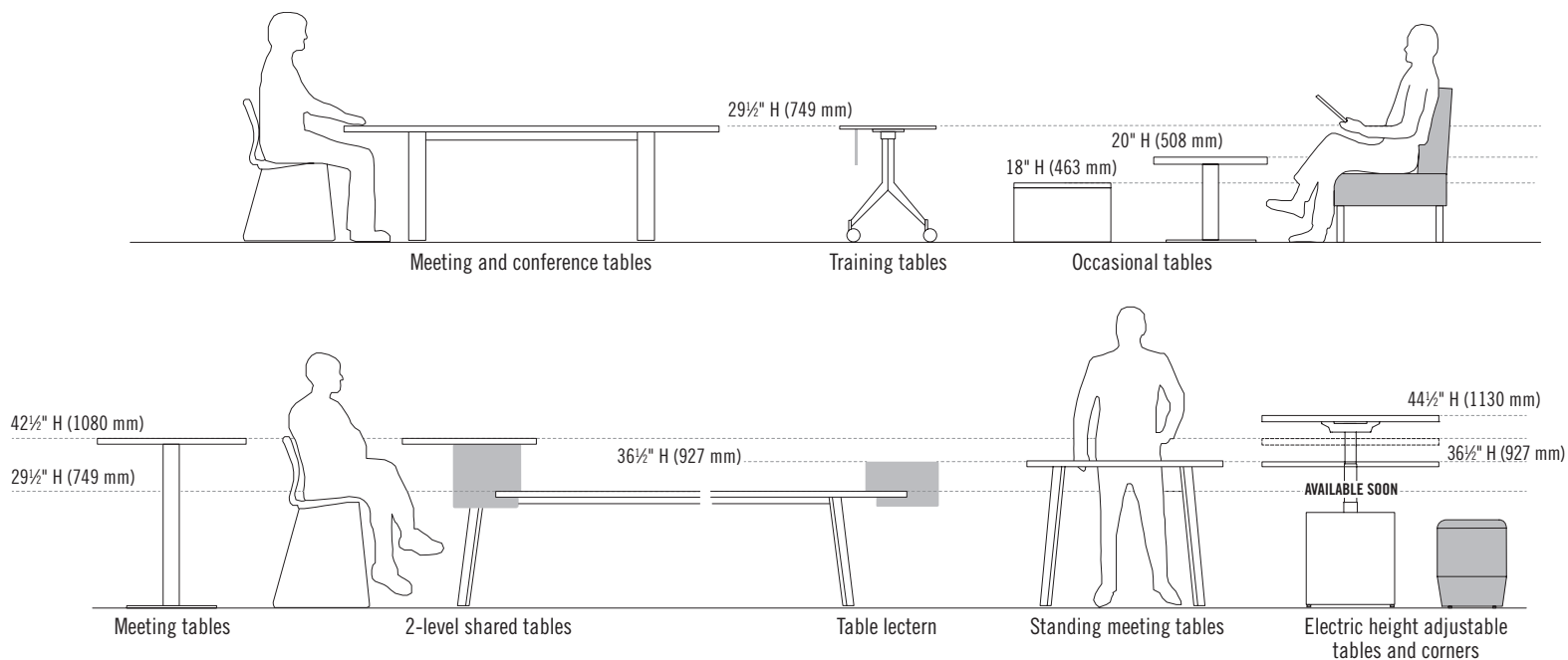
Lounge area



Active office



QUORUM MULTICONFERENCE (cont'd)

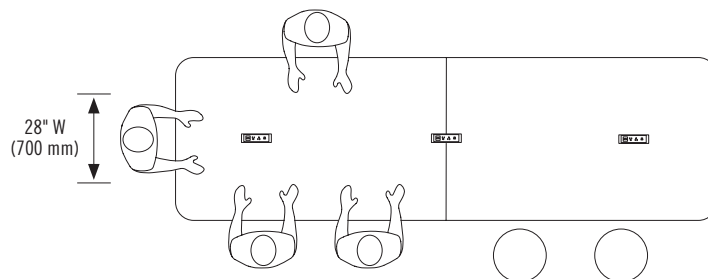


User space

Seating model and desired occupation space (larger or more compact), table surface shape and size and the choice of legs or bases will determine the quantity and arrangement of the seats*.

In the price book, a column specifies, for information purposes, the number of people who can be seated around a table.

*Data based on a 28" W (700 mm) occupation space.




WORK SURFACES

- Thermofused laminate panel, 2-sided scratch-resistant finish (45 lb/ft³).
- Work surface 1 1/2" (38 mm) thick, unless otherwise noted.
- For surfaces in 2 or 3 sections, the same finish is applied to all sections. No two-tone application possible.
- Work surfaces also available in high-pressure laminate (HPL), adding 1/16" (1,5 mm) to thickness.
- Plastic polymer edgebanding 3/32" (2 mm) thick.
- Work surface 1 1/2" (38 mm) thick, unless otherwise noted, with smooth (N) or knife edge (K)*.
- Smooth edge in a color matching that of the work surface's finish (N) or with a contrasting accent in Black (K), Silver (S) or White (W), unless otherwise noted.
- Knife edge in a color matching that of the work surface's finish (N) or with a contrasting accent in Black (K), Silver (S) or White (W).

* Knife edge can be applied to square, rectangular or A-shaped work surfaces. Available in all work surface finishes except Anthracite Grey (GAN), Frost (GVR) and Willow Grey (WGR).



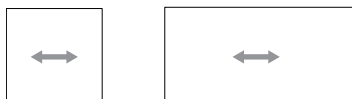
Smooth edge (N)
Color matching (N) work surface finish or with a contrasting Black (K), Silver (S) or White (W) accent.



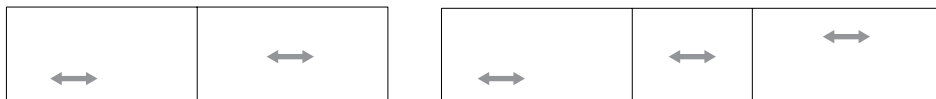
Knife edge (K)
Color matching (N) work surface finish or with a contrasting Black (K), Silver (S) or White (W) accent.

Wood grain direction

1-section surfaces







2- or 3-section surfaces: wood grain finish is not continuous.











SPECIFICATIONS

LEGS AND BASES

Refer to the price book to find out which legs and bases are compatible with the size and type of work surface, as well as the number of legs and bases to order. Proper positioning of legs and bases is assured by a metal-on-metal assembly using mechanical screws, thus ensuring product integrity and easy set-up.

Angled legs		Disc base	X-base	
				<p>Angled legs</p> <ul style="list-style-type: none"> • Legs may be installed in 2 ways. • Steel tube. • Levelers with 1/4" (32 mm) height adjustment. • Integrated cable management (optional). • Accent colors: Black (K), Silver (S) or White (W).
ATL_ and ATL_WM Positioned at an angle	ATL_ and ATL_WM Positioned at a 45° angle	DC	XB	<p>Disc and X-bases</p> <ul style="list-style-type: none"> • Aluminum tube. • Molded aluminum disc base. • Steel X-base. • Levelers with 1/2" (12 mm) height adjustment. • Integrated cable management. • Accent colors: Black (K), Silver (S) or White (W). <p>Highly durable electrostatic paint is used for legs and metal bases.</p>

VIVA bases		TRIA base	XTRA base	
				<p>VIVA/TRIA/XTRA bases</p> <ul style="list-style-type: none"> • Solid cherrywood or steel crosspiece(s) (VIVA bases only). • Steel tubes. • Levelers with 1/4" (32 mm) height adjustment. • Integrated cable management on one leg of the XTB_ base. Optional for VBTL_, VMTL_ and TBTL_ bases.
VBTL_ and VBTL_WM	VMTL_ and VMTL_WM	TBTL_ and TBTL_WM	XTB_	<ul style="list-style-type: none"> • 2 wood colors: Wild Cherry (W20) or Terra Cherry (W21). • Accent colors for legs: Black (K), Silver (S) or White (W). <p>The natural beauty of wood is revealed through variations in wood grain and in markings that make each crosspiece unique. Wood with a catalyzed polyurethane finish provides impact resistance comparable to that provided by laminate. However, intensive use or repeated rubbing could result in premature wear of the surface finish and alter the look of the product. Extra-durable electrostatic paint is used on metal parts.</p>

Thermofused laminate bases		U-shape combined base	Panel base	
				<p>Thermofused laminate bases</p> <ul style="list-style-type: none"> • Laminate 1" (25 mm) and 5/8" (16 mm) thick. • Optional door with 110° hinges and lock. • Levelers with 1/4" (32 mm) height adjustment. • WM base with cable management: the base makes it possible to plug cables into a floor electric outlet.
LB05_ and LB09_	LB05_WM and LB09_WM	UCB_	LB	<p>U-shape combined base</p> <ul style="list-style-type: none"> • Laminate 1" (25 mm) thick. • Levelers with 1/4" (32 mm) height adjustment. • Aluminum contour painted Black (K) or White (W), or anodized aluminum with Silver (S) finish. <p>Panel base</p> <ul style="list-style-type: none"> • Laminate panel 1 1/2" (38 mm) thick. • Crosspieces 8 7/8" H (225 mm). • Levelers with 1/4" (32 mm) height adjustment <p>Bases are made of thermofused laminate panels, with scratch-resistant finish on both faces (45 lb/ft³).</p>

TECHNOLOGY INTEGRATION/ELECTRIFICATION

Options for work surfaces

- GC: 1 grommet at the center.
- G2, G3: 2 or 3 grommets.
- PC: 1 electrical/communication module in center.
- P2, P3: 2 or 3 electrical/communication modules.
- CPC: 1 table center at the center.
- CPP2: 1 table center at the center and 2 electrical/communication modules.

Options PC, P2, P3, CPC and CPP2 include the Quorum Multiconference connection system (junction cables, connector cables, etc.) and silver-finish anodized aluminum channels, with end caps and sliding brackets for cable and wire support.

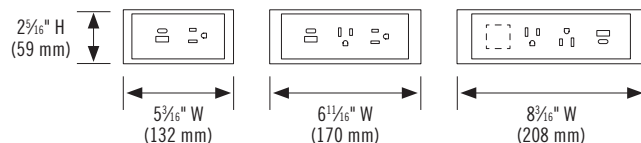
Quorum Multiconference electrical connection system

- Easy-to-install modular connections, easily reconfigurable.
- Power feed with wall outlet.
- Meets the required specifications of the ETL and UL-962 standards for electrical product safety recognized by the United States and Canada.

* In the price book, illustrations at bottom of page show options, configurations and positions for the different options, for each type of work surface or table.

Electrical/communication modules (P_)

- Steel frame, plastic center with anti-spill edges.
- Configurations include: opening, 15 AMP electrical outlet(s), USB-A+C 18W outlets. The opening can accept different connectors (RJ45, HDMI, etc.), sold separately.
- Accent colors: Black (K), Silver (S) or White (W).



Grommets (G_)

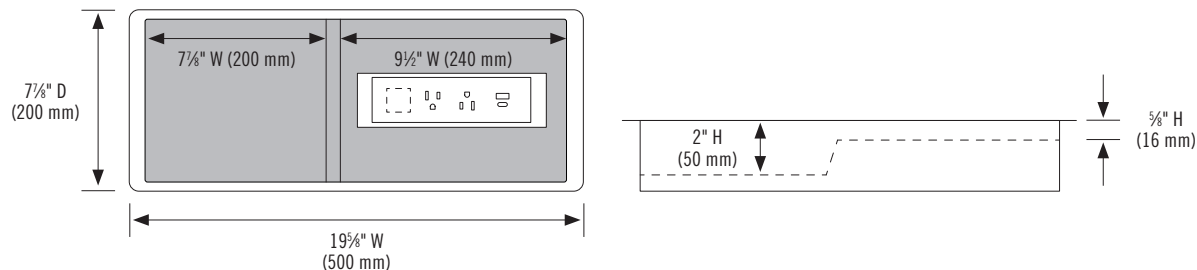
- Cover in 2 sections.
- Plastic, silver finish.



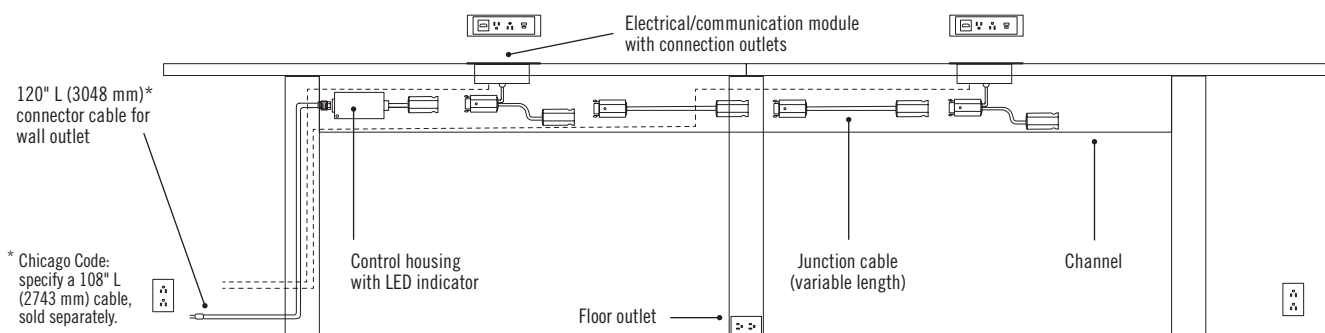
TECHNOLOGY INTEGRATION/ELECTRIFICATION (cont'd)

Table center (CP_)

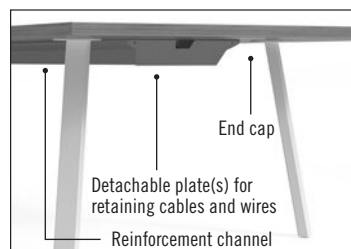
- Electrical/communication module.
- Two-level storage space for small items.
- Felt finish with color matching frame.
- Steel frame: Black (K), Silver (S) or White (W).



Elevation view – Table with surface in 2 sections and 3 bases. Option P2: 2 electrical/communication modules.

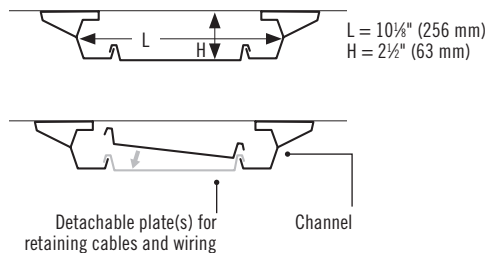


Horizontal cable management



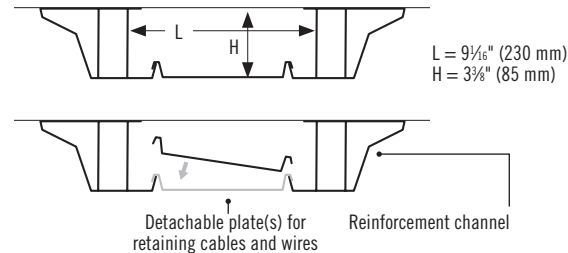
Channel

Included with electric height-adjustable tables, 2-level shared tables, and surfaces in 1, 2 or 3 sections that are specified with grommets or electrical/communication module(s) and/or table center.



Reinforcement channel

Always included in work surfaces for long tables.

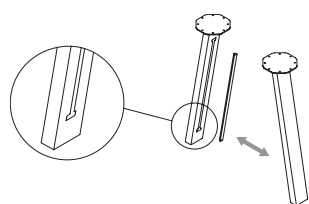


Channel length

Take into account with respect to shipping and handling at time of installation.

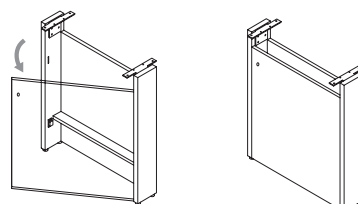
Work surface:	Channel:
144" (3600 mm)	105" L (2651 mm)
156" (3900 mm)	116" L (2951 mm)
168" (4200 mm)	128" L (3251 mm)
180" (4500 mm)	140" L (3551 mm)
192" (4800 mm)	152" L (3851 mm)

Vertical cable management



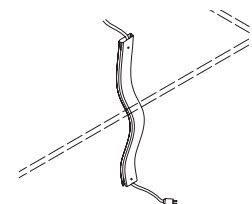
Angled leg with integrated cable management

- 3/8" (10 mm) gap to install cables and wires.
- Plastic cable cover in matching color to hold cables and wires in place.
- Capacity of interior cavity: 2 1/2" W x 1 1/4" D (64 x 32 mm).



Thermofused laminate base with integrated cable management

- Optional door with 110° hinges and lock.
 - Recessed base 6" H (150 mm).
- May be positioned above a floor electric outlet (monument).



Fabric vertical wire cover

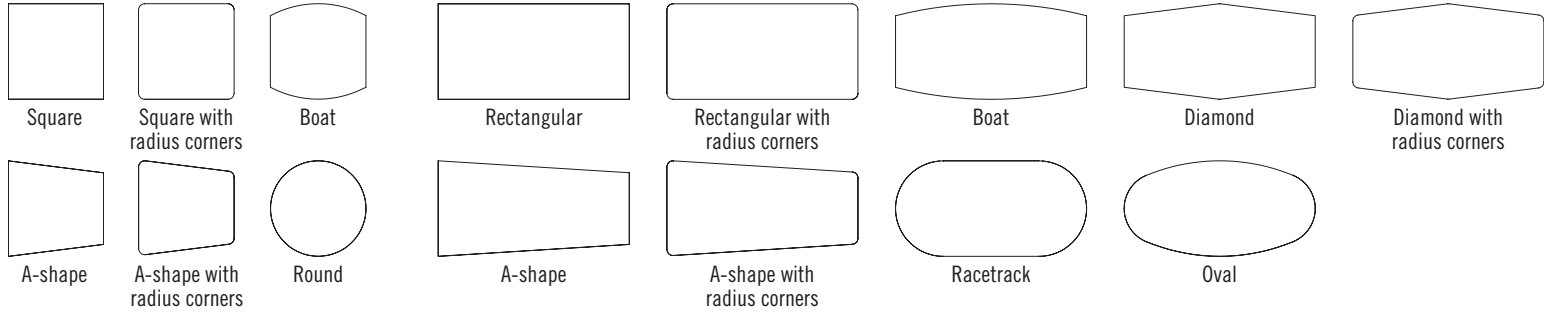
- Installed beneath work surface using screws.
- All United Chair® standard fabrics are applicable.

TABLES - CONFIGURATION ELEMENTS

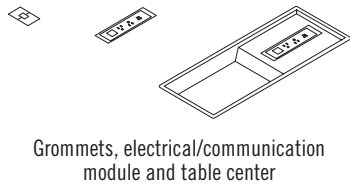
The price list is divided into several sections. Each section presents work surfaces, options for technology integration, and the choice of applicable legs and bases, or pre-configured tables. The work surfaces are compatible only with the legs and bases indicated in their section.

1-, 2- or 3-section surfaces

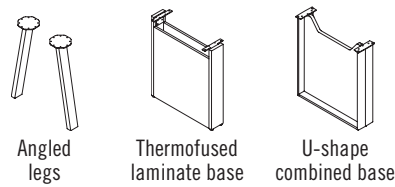
Surfaces



Technology integration



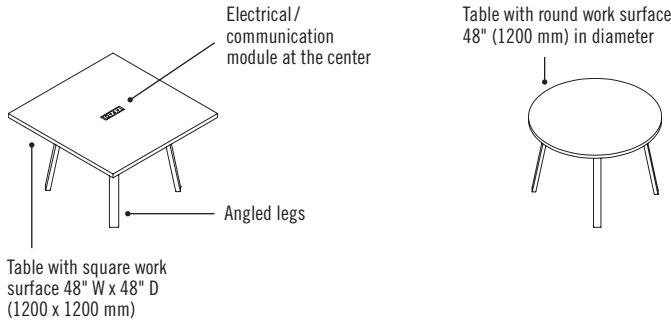
Choice of legs and bases



1-section surfaces – small tables

- 4 widths and depths: 42", 48", 54" and 60" (1050, 1200, 1350 and 1500 mm).
- 2 leg kits.

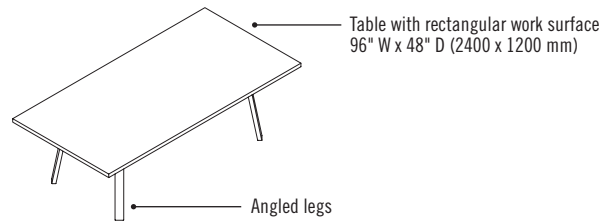
Examples:



1-section surfaces

- 3 widths: 72", 84" and 96" (1800, 1950 and 2400 mm).
- 4 depths: 36", 42", 48" and 54" (900, 1050, 1200 and 1350 mm).
- 2 leg kits or 2 bases (surfaces 42" D/1050 mm and more) required.

Example:

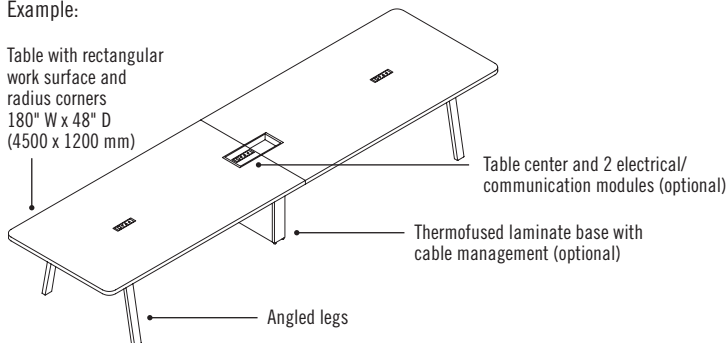


2-section surfaces

- 8 widths: 108" to 192" (2700 to 4800 mm) in 12" (300 mm) increments.
- 2 depths: 48" and 54" (1200, 1350 mm).
- 3 leg kits or 3 bases required.

For 2-section surfaces, different legs and bases may be ordered for the same work surface.

Example:

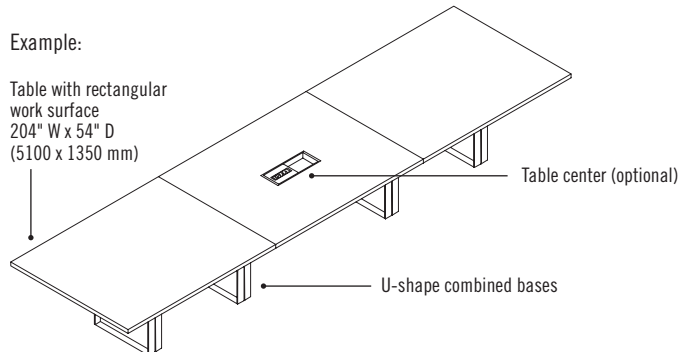


3-section surfaces

- 5 widths: 204" to 252" (5100 to 6300 mm) in 12" (300 mm) increments.
- 2 depths: 48" and 54" (1200 and 1350 mm).
- 4 leg kits or 4 bases required.

For 3-section surfaces, different legs and bases may be ordered for the same work surface.

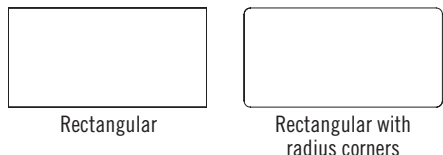
Example:



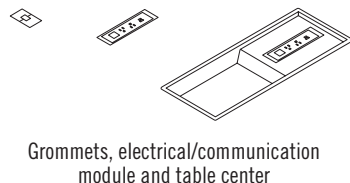
CONFIGURATION ELEMENTS (cont'd)

1-section surfaces for VIVA and TRIA bases

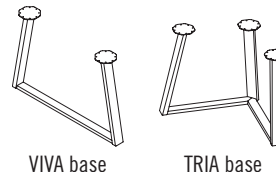
Surfaces



Technology integration

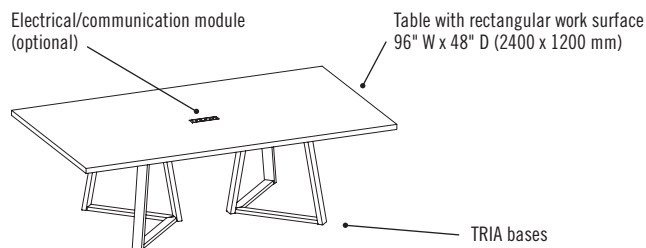
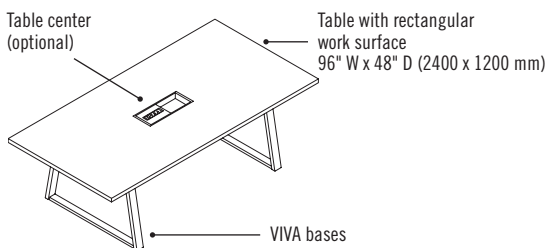


Choice of legs and bases




- 1 width: 96" (2400 mm).
- 2 depths: 48" and 54" (1200 and 1350 mm).
- 2 VIVA bases or 2 TRIA bases required.

Examples:

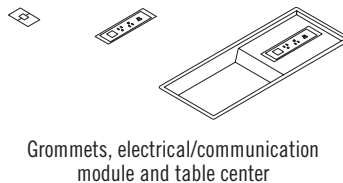


2-section surfaces for long-span tables

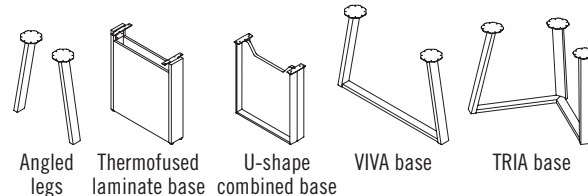
Surfaces



Technology integration

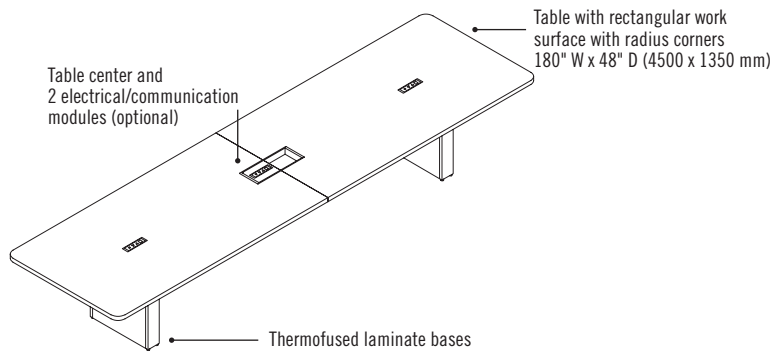
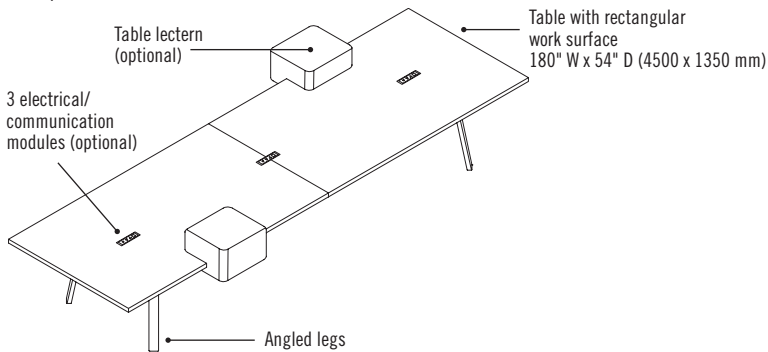


Choice of legs and bases



- 8 widths: 108" to 192" (2700 to 4800 mm) in 12" (300 mm) increments.
- 2 depths: 48" and 54" (1200 and 1350 mm).
- Reinforcement channel always included.
- 2 leg kits or 2 bases required.

Examples:

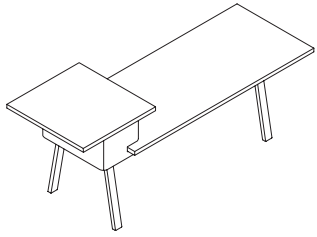


SPECIFICATIONS

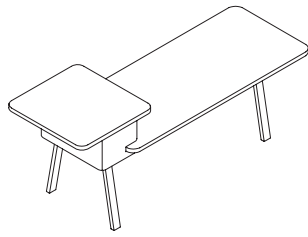
2-LEVEL SHARED TABLES AND TABLE LECTERN

2-level shared tables

Tables with raised work surface



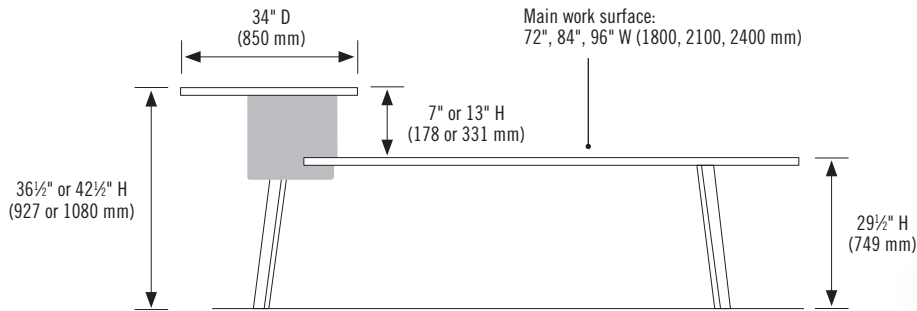
Rectangular



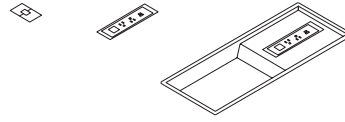
Rectangular with radius corners

- 3 widths: 96", 108" and 120" (2400, 2700 and 3000 mm).
- 2 depths: 36" and 42" (900 and 1050 mm).
- 2 heights: 36½" and 42½" (927 and 1080 mm).
- Enables working while standing or while sitting on a stool.

Channel always included.
Angled legs only.



Technology integration



Grommets, electrical/communication module and table center

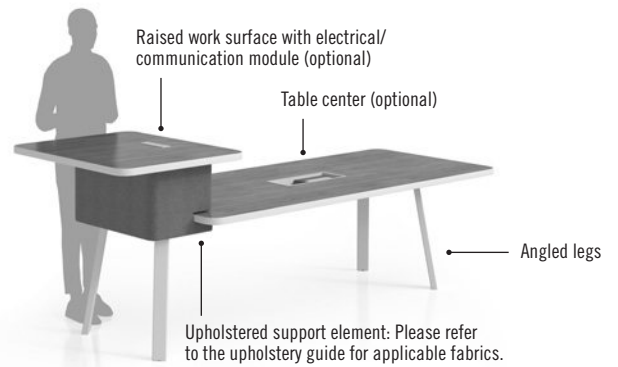
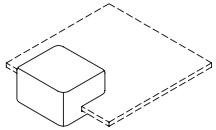
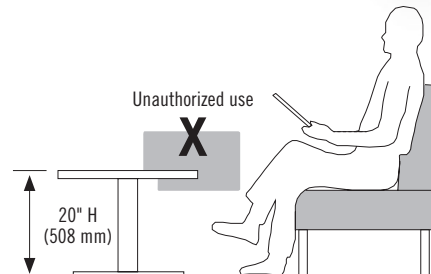
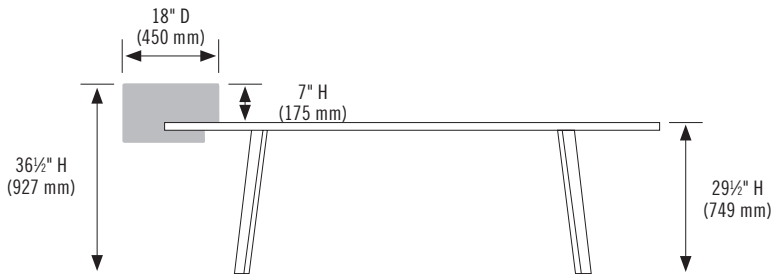


Table lectern



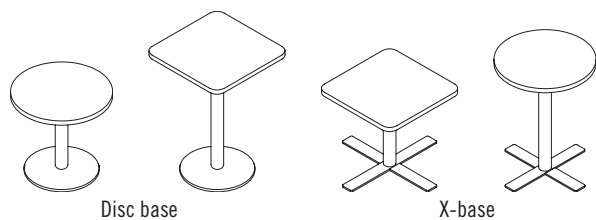
- 20" W x 18" D x 7" H (500 x 450 x 178 mm).
- Upholstered, with semi-rigid work surface. Choice of finish: please refer to the upholstery guide for applicable fabrics.
- The lectern is installed on freestanding table 29½" H (749 mm) with work surface. 1½" (38 mm) thick, smooth edge only.
- Must be installed on a straight side (not curved) only.
- Designed to be installed at the end of a table. If installed on side, the side must measure 96" (2400 mm) or more in width.
- Only one lectern per table side.



MEETING TABLES AND OCCASIONAL TABLES

Meeting tables with disc base or X-base

Tables



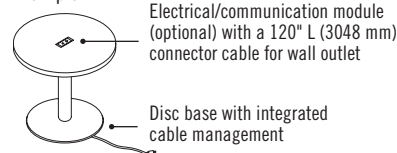
Disc base

X-base

Technology integration




Example:



- Round or square work surface with radius corners, 1" or 1½" (25 or 38 mm) thick.
- 3 widths and depths: 30", 36" and 42" (750, 900 and 1050 mm), depending on shape of work surface and table height.
- Table 29½" or 42½" H (749 or 1080 mm), disc or X-base with integrated cable management.

Meeting tables with XTRA base

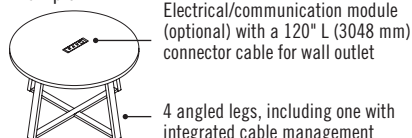
Tables



Technology integration



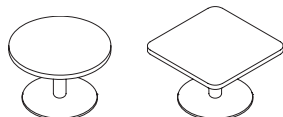
Example:



- Round or square work surface with radius corners, 1" or 1½" (25 or 38 mm) thick.
- 4 widths and depths: 42", 48", 54" and 60" (1050, 1200, 1350 and 1500 mm).
- Table 29½" H (749 mm) with XTRA base.

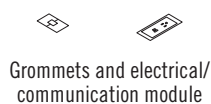
Occasional tables

Low tables

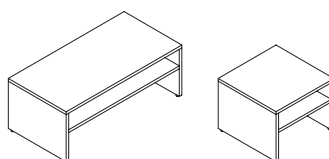


Disc base

Technology integration

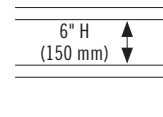


Magazine tables



All-laminate

Fixed shelf creating storage space opened on both sides

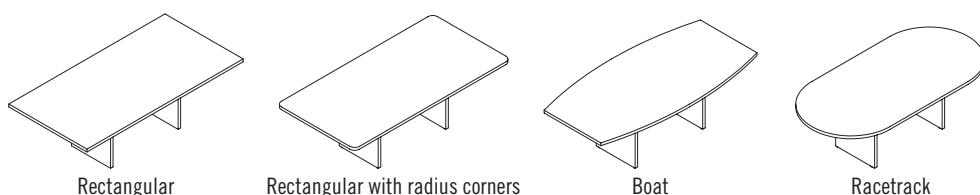


- Round or square surface with radius corners, 1" or 1½" (25 or 38 mm) thick.
- 3 widths: 24", 30" and 36" (600, 750 and 900 mm).
- Table 20" H (508 mm), disc base with integrated cable management.

- Rectangular or square surface.
- 2 widths: 24" and 48" (600 and 1200 mm).
- 1 depth: 24" (600 mm).
- 1 height: 18" H (457 mm).

CONFERENCE TABLES WITH PANEL BASE

Conference tables with panel base



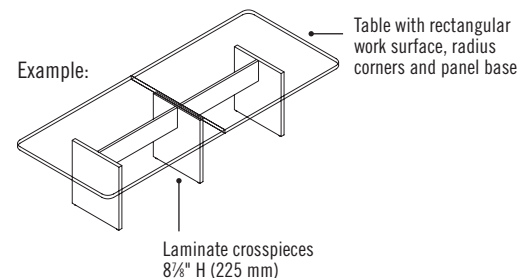
Rectangular

Rectangular with radius corners

Boat

Racetrack

- 1-section surfaces
 - 2 widths: 72" and 96" (1800 and 2400 mm).
 - 2 depths: 36" and 48" (900 and 1200 mm).
- 2-section surfaces
 - 2 widths: 120" and 144" (3000 and 3600 mm).
 - 1 depth: 48" (1200 mm).

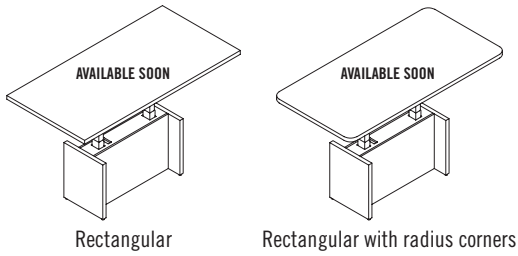


SPECIFICATIONS

ELECTRIC HEIGHT ADJUSTABLE TABLES

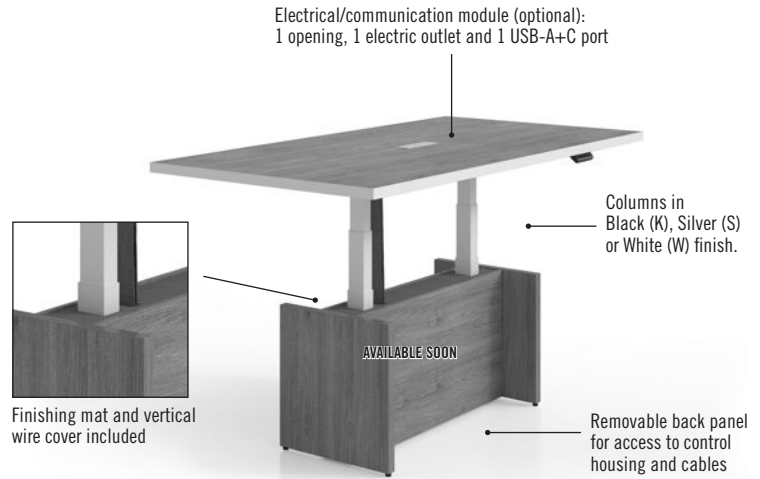
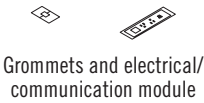
Electric height adjustable conference tables

Tables



- 4 widths: 72", 78", 84" and 96" (1800, 1950, 2100 and 2400 mm).
- 2 depths: 36" and 42" (900 and 1050 mm).
- Tables 72" and 78" W (1800 and 1950 mm): 2 columns.
- Tables 84" and 96" W (2100 and 2400 mm): 3 columns.
- Thermofused laminate base 1½" (38 mm) and back ⅝" (16 mm) thick.
- Levelers with 1¼" height adjustment (32 mm).

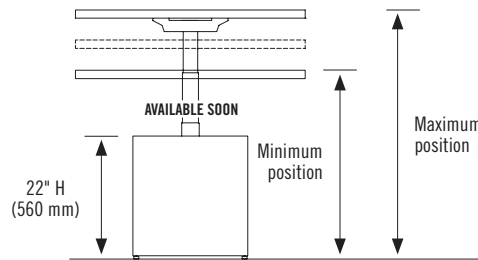
Technology integration



Electric height adjustment

- Control keypad is installed beneath the work surface.
- Operating speed: 1½" (38 mm) height adjustment per second.
- Sound level: 48 dB.
- Recommended functional load capacity: 75 lb (34 kg).
- 120" L (3048 mm) cable with plug for wall outlet.
- Meets CSA and UL standards.

Height adjustment range



Work surface 36" D (900 mm): 17¼" W (450 mm)
 Work surface 42" D (1050 mm): 20⅝" W (525 mm)

WORK SURFACE 1½" (38 mm)

Minimum position	27" H (686 mm)
Maximum position	44½" H (1130 mm)

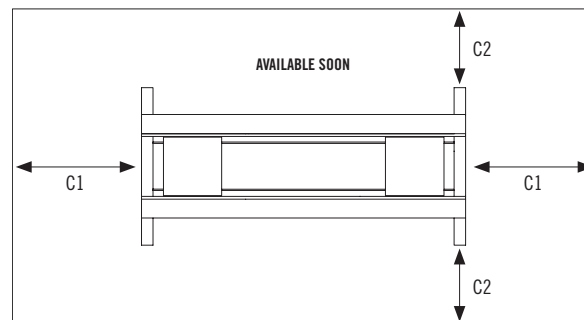
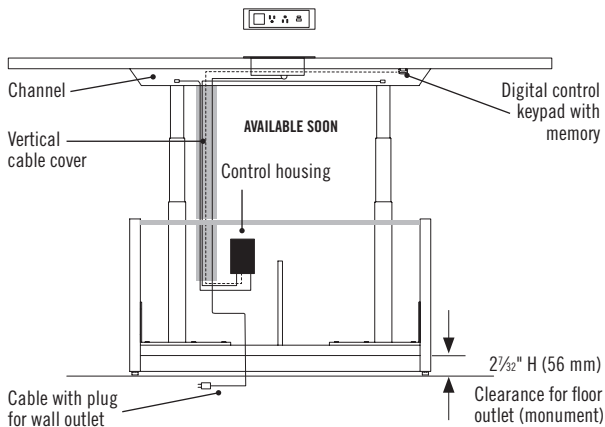


Digital control keypad with memory

Technology integration

Option of grommet or electrical/communication module: GC, G2, PC or P2.

Elevation view – Conference table with electric height adjustment.
 PC option: 1 electrical/communication module at the center.

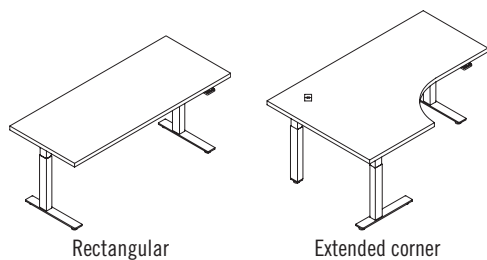


Clearances beneath work surface
 C1 = 17" (435 mm) clearance
 C2 = 9" (225 mm) clearance for table 36" D (900 mm)
 10½" (263 mm) clearance for table 42" D (1050 mm)

ELECTRIC HEIGHT ADJUSTABLE TABLES (cont'd)

Electric height adjustable tables

Tables



Rectangular

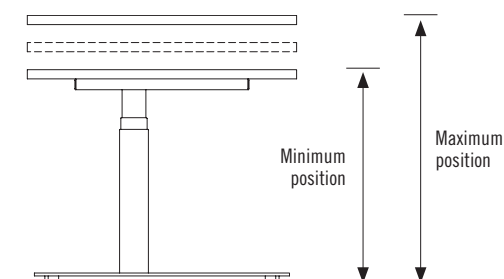
Extended corner

- Work surface 1" (25 mm) or 1½" (38 mm) thick.
- Smooth edge (N) or knife edge (K). Knife edge (K) available only for rectangular work surfaces, 1½" (38 mm) thick. This edgebanding is located on the user side only.
- C-shaped base: rectangular column 2½" W x 3" D (62 x 80 mm).
- Levelers with ¼" (20 mm) height adjustment.

Electric height adjustment

- Control keypad is installed beneath the work surface.
- Operating speed: 1¼" (32 mm) height adjustment per second.
- Sound level: 48 dB.
- Recommended functional load capacity:
Table with 2 legs: 75 lb (34 kg).
Table with 3 legs: 125 lb (57 kg).
- 120" L (3048 mm) cable with plug for wall outlet.
- Meets CSA and UL standards.

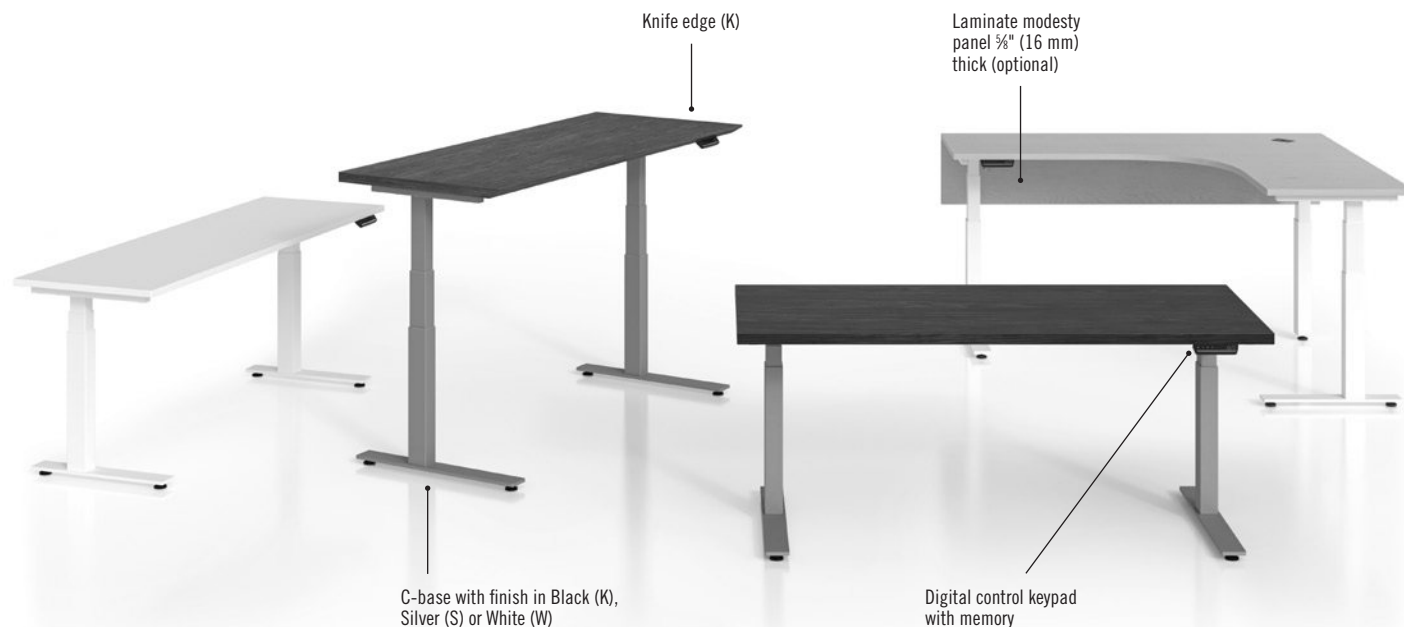
Height adjustment range



WORK SURFACE 1" (25 mm)	
Minimum position	24" H (607 mm)
Maximum position	49½" H (1257 mm)
WORK SURFACE 1½" (38 mm)	
Minimum position	24½" H (620 mm)
Maximum position	50" H (1270 mm)



Digital control keypad with memory

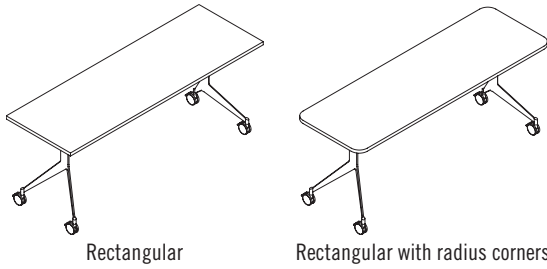


C-base with finish in Black (K), Silver (S) or White (W)

Digital control keypad with memory


MOBILE TRAINING TABLES – V-BASE

Tables



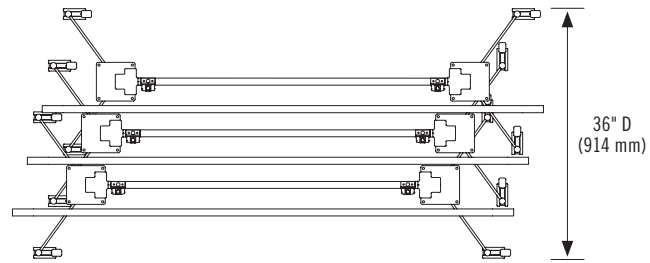
- Table with or without a mechanism to flip the work surface vertically.
- V-base with finish in Black (K), Silver (S) or White (W); semi-rigid casters with 3" (76 mm) dual wheels in matching color, with brake. Each caster has a capacity of 100 lb (45 kg).
- 7 widths: 48" to 84" (1200 to 2100 mm) in 6" (150 mm) increments.
- 2 depths: 24" and 30" (600 and 750 mm).
- Work surface 1" (25 mm) or 1½" (38 mm) thick with smooth edge (N).
- Edge in color matching (N) or contrasting (K, S, W) with finish of work surface.
- Work surfaces are pre-drilled to position LGC-UP4 connectors (optional).

Technology integration



Example of space required to store three tables:

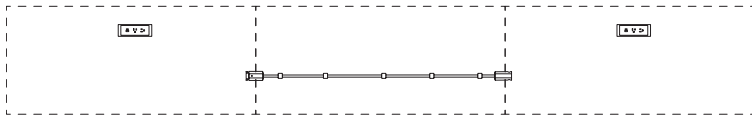
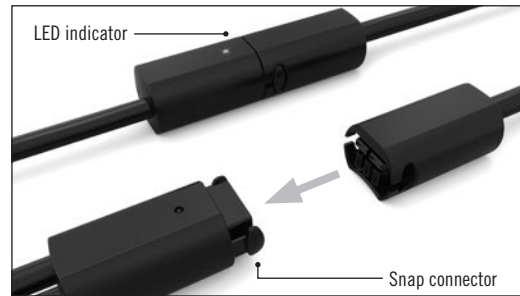
Each additional table adds 7¼" (184 mm) to the total length.



Technology integration

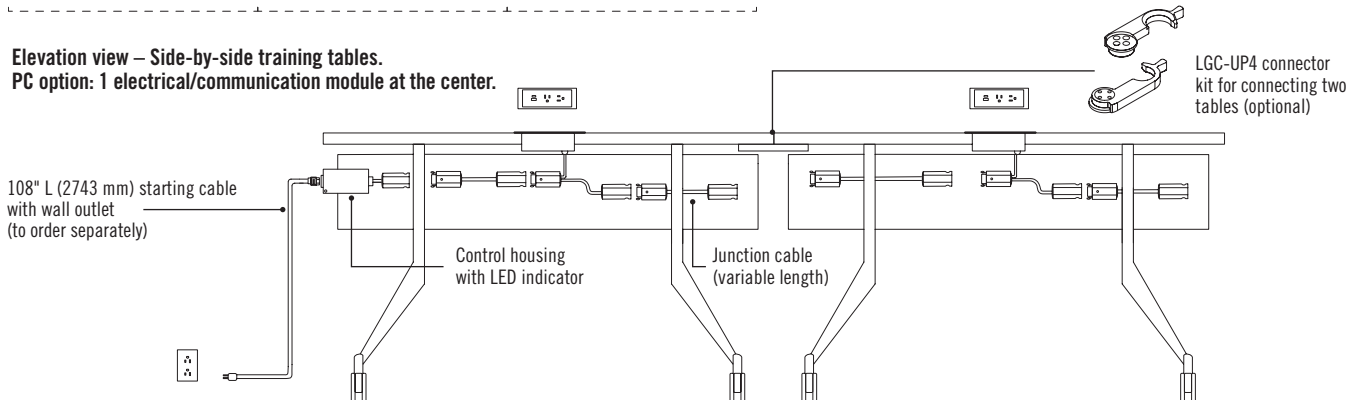
- Option of electrical/communication module at center of work surface (PC).
- Daisy chain interconnection system enables linkage of up to 8 electrical/communication modules with a single connection.
- Power feed with wall outlet.
- LED status indicator:
 - Green indicates the system is on and ready for use.
 - Red indicates too many modules are plugged in.
- Easy-to-install modular connections, easily reconfigurable.
- Meets the required specifications of the ETL and UL-962 standards for electrical product safety recognized by the United States and Canada.

LGC-DCJK_ junction cable kits (sold separately) make it possible to connect a table that has an electrical/communication module to a table that has no module.

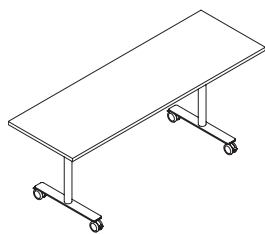


Elevation view – Side-by-side training tables.

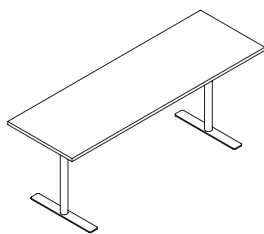
PC option: 1 electrical/communication module at the center.



TRAINING TABLES – T-BASE



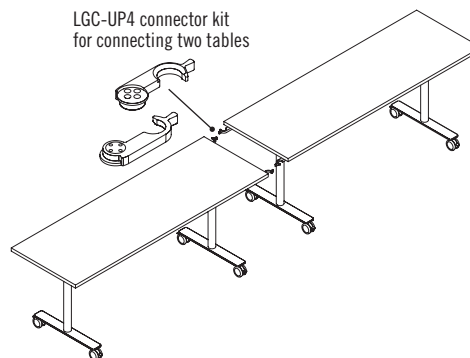
Mobile rectangular table



Fixed rectangular table

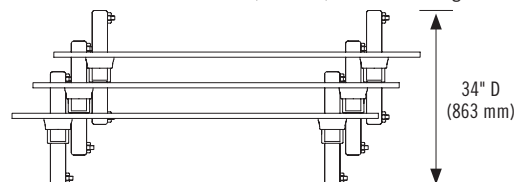
- Fixed or mobile table with or without a mechanism to flip the work surface vertically.
- T-base with finish in Black (K), Silver (S) or White (W).
- Semi-rigid casters with 3" (76 mm) dual wheels in matching color, with brake. Each caster has a capacity of 100 lb (45 kg) or leveler with 1/2" (12 mm) height adjustment.
- 5 widths: 48" to 72" (1200 to 1800 mm) in 6" (150 mm) increments.
- 2 depths: 24" and 30" (600 and 750 mm).
- Work surface 1" (25 mm) thick with smooth edge (N).
- Edge in color matching (N) or contrasting (K, W, S) with finish of work surface.
- Work surfaces are pre-drilled to position LGC-UP4 connectors (optional).

LGC-UP4 connector kit for connecting two tables

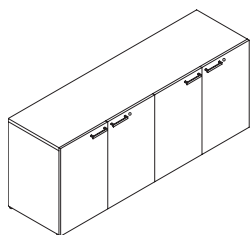


Example of space required to store three tables:

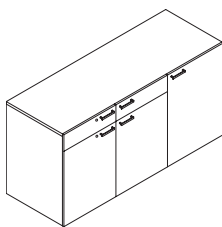
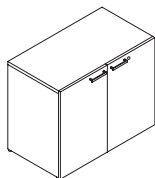
Each additional table adds 6" (150 mm) to the total length.



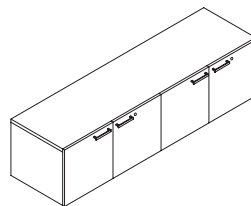
COMPLEMENTARY FURNITURE



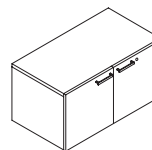
Bookcase credenzas



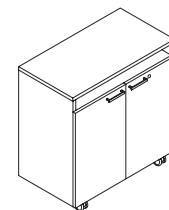
Credenza with space for compact refrigerator



Wall-mounted bookcases with doors



Cabinet

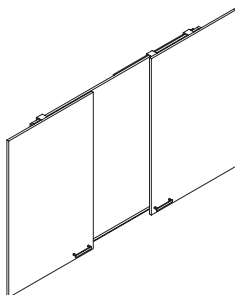


Serving cart

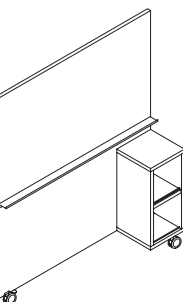
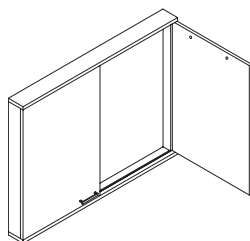
- Top and sides 1" (25 mm) thick and scratch-resistant (45 lb/ft³). Bookcase credenzas, wall-mounted hutches and mobile serving carts are also available with a laminate top, thus adding 1/16" (1.5 mm) in thickness to the top.
- Back, doors and faces in 5/8" (16 mm) thick laminate.
- Utility drawers with bumpers.
- Telescopic ball bearing slides 16" (406 mm) in full extension. Capacity 75 lb (34 kg) with soft close, unless otherwise indicated.
- 105° hinges with soft close.

- Levelers with 1 1/4" (32 mm) height adjustment.
- Key lock.
- Contemporary cast aluminum pull with finish in Black (K), Silver (S) or White (W).

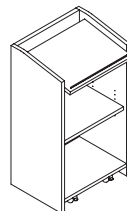
For multiple items of furniture with identical keys, please contact Customer Service.



Wall-mounted marker boards

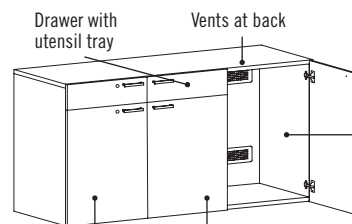


Mobile marker board



Lectern

Credenza with space for refrigerator



Space 20 3/4" W x 21 1/16" D x 32" H (530 x 542 x 812 mm) to accept a compact refrigerator, with grommet

Storage space with 1 adjustable shelf

Sliding door with 2 garbage/recycling bins

Note: This item is not available with soft-close mechanism on doors and drawers.

SPECIFICATIONS

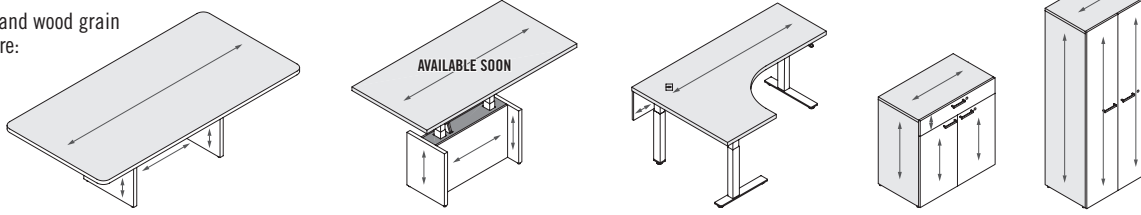
2-TONE APPLICATION AND WOOD GRAIN DIRECTION

2-tone laminate application: shaded area corresponds to first code to specify. The second laminate finish code to specify applies to the rest of the product. 2- or 3-section surfaces are available in one tone only. Wood grain is not continuous on 2- or 3-section surfaces.

Electric height adjustable tables: The first finish is applied to the top of the surface. The second finish is applied to the base or to the modesty panel.

Complementary furniture: The first finish specified is applied to the furniture's frame. The second finish is applied to the furniture's front.

2-tone application and wood grain direction on furniture:




SPECIFICATIONS OF OPTIONS AND FINISHES

EDGEBANDING



Smooth edge (N)
1" and 1½"
(25 and 38 mm)



Knife edge (K)
1½" (38 mm)

Color matching* (N) work surface finish or with contrasting accent in Black (K), Silver (S) or White (W).

HANDLE



Contemporary

Cast aluminum with finish in Black (K), Silver (S) or White (W).

ACCENT COLORS



K – Black



S – Silver



W – White

Accent colors apply to non-laminate components, such as handles, bases and casters.

*Refer to exceptions regarding knife edge on page 5.

CODIFICATION: TABLE SURFACES

Series	Thickness	Type of edgbanding	Options				Product
			Edgbanding color	Accent color	Dash		
T	1 Thermofused laminate surface 1" (25 mm)	N Smooth edge	N Matching edge	N No module	–		GC Grommet (1) at the center
	2 High-pressure laminate surface 1" (25 mm)	K Knife edge	K Black edge	K Black			G2 Grommets (2)
	5 Thermofused laminate surface 1½" (38 mm)		S Silver edge	S Silver			G3 Grommets (3)
	6 High-pressure laminate surface 1½" (38 mm)		W White edge	W White			PC Electrical/communication module (1) at the center P2 Electrical/communication modules (2) P3 Electrical/communication modules (3) CPC Table center (1) at the center CPP Table center (1) and electrical/communication module (1) CPP2 Table center (1) and electrical/communication modules (2)

EXAMPLE OF A TABLE SURFACE: **T5NKK-RCR48180CPP2**

1½" (38 mm) thermofused laminate surface 5, smooth edge N, contrasting edge in Black K, accent in Black K. Rectangular surface with radius corners, 180" W x 48" D (4500 x 1200 mm). Table center option (1) and electrical/communication modules (2) **CPP2**.

CODING: TABLE BASES AND COMPLEMENTARY FURNITURE

Series	Thickness	Type of edgbanding	Options				Wood finish
			Edgbanding color	Accent color	Dash		
T	1 Thermofused laminate 1" (25 mm)	N Smooth edge	N Matching edge	N No accent	–		W20 Wood – Wild Cherry
	2 High-pressure laminate 1" (25 mm)			K Black S Silver W White			W21 Wood – Terra Cherry

EXAMPLE OF A TABLE BASE: **TNNW-VBTL228WWMW20**

Accent color for base is White W. Metal and wood Viva base with cable management. Wood accent in Wild Cherry finish **W20**.

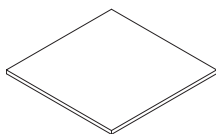
EXAMPLE OF COMPLEMENTARY FURNITURE: **T1NNS-B207236BA**

1" (25 mm) thermofused laminate top 1, smooth edge N, edge matches laminate N, Silver S handles. Bookcase credenza with doors, 72" W x 20" D x 36" H (1800 x 500 x 914 mm). Laminate doors with anodized aluminum frame A, Silver finish.

Approx. no. of seats W x D x H (in) Y (in) W x D x H (mm) Y (mm) Code (\$) With options: GC (\$) PC (\$)

1-SECTION SURFACES – 42" TO 60" W

Square surfaces



*Laminate surfaces 1" (25 mm) or 1 1/2" (38 mm) thick, 1 section. Option of grommet or electrical module. **Must be ordered separately: 2 leg kits.***

4	42 x 42 x 1		1050 x 1050 x 25		T1N_-SQ42	424	490	849
4	48 x 48 x 1		1200 x 1200 x 25		T1N_-SQ48	485	551	909
8	54 x 54 x 1		1350 x 1350 x 25		T1N_-SQ54	551	617	975
8	60 x 60 x 1		1500 x 1500 x 25		T1N_-SQ60	623	689	1,048

Surface 1. Smooth edge N. Specify matching (N) or contrasting (K, S, W) edge. Grommet/module option: specify no module (N) or an accent color (K, S, W) after the edge color and specify the type of grommet/module at the end of the product code.

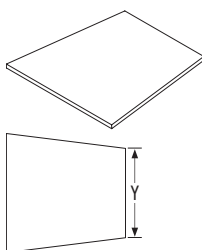
4	42 x 42 x 1 1/2		1050 x 1050 x 38		T5N_-SQ42	532	599	957
4	48 x 48 x 1 1/2		1200 x 1200 x 38		T5N_-SQ48	607	673	1,031
8	54 x 54 x 1 1/2		1350 x 1350 x 38		T5N_-SQ54	681	748	1,106
8	60 x 60 x 1 1/2		1500 x 1500 x 38		T5N_-SQ60	755	821	1,180

Surface 5. Smooth edge N. Specify matching (N) or contrasting (K, S, W) edge. Grommet/module option: specify no module (N) or an accent color (K, S, W) after the edge color and specify the type of grommet/module at the end of the product code.

4	42 x 42 x 1 1/2		1050 x 1050 x 38		T5K_-SQ42	664	730	1,088
4	48 x 48 x 1 1/2		1200 x 1200 x 38		T5K_-SQ48	767	833	1,191
8	54 x 54 x 1 1/2		1350 x 1350 x 38		T5K_-SQ54	867	933	1,293
8	60 x 60 x 1 1/2		1500 x 1500 x 38		T5K_-SQ60	970	1,036	1,394

Surface 5. Knife edge K. Specify matching (N) or contrasting (K, S, W) edge. Grommet/module option: specify no module (N) or an accent color (K, S, W) after the edge color and specify the type of grommet/module at the end of the product code.

A-shape surfaces



*Laminate surfaces 1" (25 mm) or 1 1/2" (38 mm) thick, 1 section. Option of grommet or electrical module. **Must be ordered separately: 2 leg kits.***

4	42 x 42 x 1	36	1050 x 1050 x 25	900	T1N_-A42	512	579	938
4	48 x 48 x 1	36	1200 x 1200 x 25	900	T1N_-A48	557	623	982
8	54 x 54 x 1	42	1350 x 1350 x 25	1050	T1N_-A54	617	684	1,042
8	60 x 60 x 1	48	1500 x 1500 x 25	1200	T1N_-A60	673	739	1,097

Surface 1. Smooth edge N. Specify matching (N) or contrasting (K, S, W) edge. Grommet/module option: specify no module (N) or an accent color (K, S, W) after the edge color and specify the type of grommet/module at the end of the product code.

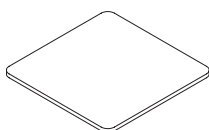
4	42 x 42 x 1 1/2	36	1050 x 1050 x 38	900	T5N_-A42	585	651	1,009
4	48 x 48 x 1 1/2	36	1200 x 1200 x 38	900	T5N_-A48	662	728	1,086
8	54 x 54 x 1 1/2	42	1350 x 1350 x 38	1050	T5N_-A54	739	805	1,163
8	60 x 60 x 1 1/2	48	1500 x 1500 x 38	1200	T5N_-A60	816	882	1,240

Surface 5. Smooth edge N. Specify matching (N) or contrasting (K, S, W) edge. Grommet/module option: specify no module (N) or an accent color (K, S, W) after the edge color and specify the type of grommet/module at the end of the product code.

4	42 x 42 x 1 1/2	36	1050 x 1050 x 38	900	T5K_-A42	732	798	1,156
4	48 x 48 x 1 1/2	36	1200 x 1200 x 38	900	T5K_-A48	864	930	1,288
8	54 x 54 x 1 1/2	42	1350 x 1350 x 38	1050	T5K_-A54	1,030	1,096	1,454
8	60 x 60 x 1 1/2	48	1500 x 1500 x 38	1200	T5K_-A60	1,026	1,092	1,450

Surface 5. Knife edge K. Specify matching (N) or contrasting (K, S, W) edge. Grommet/module option: specify no module (N) or an accent color (K, S, W) after the edge color and specify the type of grommet/module at the end of the product code.

Square surfaces with radius corners



*Laminate surfaces 1" (25 mm) or 1 1/2" (38 mm) thick, 1 section. Option of grommet or electrical module. **Must be ordered separately: 2 leg kits.***

4	42 x 42 x 1		1050 x 1050 x 25		T1N_-SQR42	512	579	938
4	48 x 48 x 1		1200 x 1200 x 25		T1N_-SQR48	557	623	982
8	54 x 54 x 1		1350 x 1350 x 25		T1N_-SQR54	617	684	1,042
8	60 x 60 x 1		1500 x 1500 x 25		T1N_-SQR60	673	739	1,097

Surface 1. Smooth edge N. Specify matching (N) or contrasting (K, S, W) edge. Grommet/module option: specify no module (N) or an accent color (K, S, W) after the edge color and specify the type of grommet/module at the end of the product code.

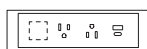
4	42 x 42 x 1 1/2		1050 x 1050 x 38		T5N_-SQR42	585	651	1,009
4	48 x 48 x 1 1/2		1200 x 1200 x 38		T5N_-SQR48	662	728	1,086
8	54 x 54 x 1 1/2		1350 x 1350 x 38		T5N_-SQR54	739	805	1,163
8	60 x 60 x 1 1/2		1500 x 1500 x 38		T5N_-SQR60	816	882	1,240

Surface 5. Smooth edge N. Specify matching (N) or contrasting (K, S, W) edge. Grommet/module option: specify no module (N) or an accent color (K, S, W) after the edge color and specify the type of grommet/module at the end of the product code.

TECHNOLOGY INTEGRATION



GC
Grommet



PC
Electrical/communication module

POSITIONING



GC, PC



Can accept a connector
(LGC-RJ45K, LGC-HDMI, LGC-USBC, etc.)


= QUICKSHIP PROGRAM

QUORUM MULTICONFERENCE


Approx. no. of seats	W x D x H (in)	Y (in)	W x D x H (mm)	Y (mm)	Code	(\$)	With options:	
							GC (\$)	PC (\$)
A-shape surfaces with radius corners								
<i>Laminate surfaces 1" (25 mm) or 1½" (38 mm) thick, 1 section. Option of grommet or electrical module. Must be ordered separately: 2 leg kits.</i>								
4	42 x 42 x 1	36	1050 x 1050 x 25	900	T1N__-AR42	512	579	938
4	48 x 48 x 1	36	1200 x 1200 x 25	900	T1N__-AR48	557	623	982
8	54 x 54 x 1	42	1350 x 1350 x 25	1050	T1N__-AR54	617	684	1,042
8	60 x 60 x 1	48	1500 x 1500 x 25	1200	T1N__-AR60	673	739	1,097
Surface 1. Smooth edge N. Specify matching (N) or contrasting (K, S, W) edge. Grommet/module option: specify no module (N) or an accent color (K, S, W) after the edge color and specify the type of grommet/module at the end of the product code.								
4	42 x 42 x 1½	36	1050 x 1050 x 38	900	T5N__-AR42	585	651	1,009
4	48 x 48 x 1½	36	1200 x 1200 x 38	900	T5N__-AR48	662	728	1,086
8	54 x 54 x 1½	42	1350 x 1350 x 38	1050	T5N__-AR54	739	805	1,163
8	60 x 60 x 1½	48	1500 x 1500 x 38	1200	T5N__-AR60	816	882	1,240
Surface 5. Smooth edge N. Specify matching (N) or contrasting (K, S, W) edge. Grommet/module option: specify no module (N) or an accent color (K, S, W) after the edge color and specify the type of grommet/module at the end of the product code.								
Boat surfaces								
<i>Laminate surfaces 1" (25 mm) or 1½" (38 mm) thick, 1 section. Option of grommet or electrical module. Must be ordered separately: 2 leg kits.</i>								
4	42 x 42 x 1	36	1050 x 1050 x 25	900	T1N__-B42	512	579	938
4	48 x 48 x 1	36	1200 x 1200 x 25	900	T1N__-B48	557	623	982
8	54 x 54 x 1	42	1350 x 1350 x 25	1050	T1N__-B54	617	684	1,042
8	60 x 60 x 1	48	1500 x 1500 x 25	1200	T1N__-B60	673	739	1,097
Surface 1. Smooth edge N. Specify matching (N) or contrasting (K, S, W) edge. Grommet/module option: specify no module (N) or an accent color (K, S, W) after the edge color and specify the type of grommet/module at the end of the product code.								
4	42 x 42 x 1½	36	1050 x 1050 x 38	900	T5N__-B42	585	651	1,009
4	48 x 48 x 1½	36	1200 x 1200 x 38	900	T5N__-B48	662	728	1,086
8	54 x 54 x 1½	42	1350 x 1350 x 38	1050	T5N__-B54	739	805	1,163
8	60 x 60 x 1½	48	1500 x 1500 x 38	1200	T5N__-B60	816	882	1,240
Surface 5. Smooth edge N. Specify matching (N) or contrasting (K, S, W) edge. Grommet/module option: specify no module (N) or an accent color (K, S, W) after the edge color and specify the type of grommet/module at the end of the product code.								
Round surfaces								
<i>Laminate surfaces 1" (25 mm) or 1½" (38 mm) thick, 1 section. Option of grommet or electrical module. Must be ordered separately: 2 leg kits.</i>								
4	42 x 42 x 1		1050 x 1050 x 25		T1N__-R42	524	590	948
4	48 x 48 x 1		1200 x 1200 x 25		T1N__-R48	581	647	1,006
6	54 x 54 x 1		1350 x 1350 x 25		T1N__-R54	637	704	1,062
6	60 x 60 x 1		1500 x 1500 x 25		T1N__-R60	695	761	1,119
Surface 1. Smooth edge N. Specify matching (N) or contrasting (K, S, W) edge. Grommet/module option: specify no module (N) or an accent color (K, S, W) after the edge color and specify the type of grommet/module at the end of the product code.								
4	42 x 42 x 1½		1050 x 1050 x 38		T5N__-R42	632	698	1,056
4	48 x 48 x 1½		1200 x 1200 x 38		T5N__-R48	708	774	1,132
6	54 x 54 x 1½		1350 x 1350 x 38		T5N__-R54	784	851	1,209
6	60 x 60 x 1½		1500 x 1500 x 38		T5N__-R60	860	926	1,284
Surface 5. Smooth edge N. Specify matching (N) or contrasting (K, S, W) edge. Grommet/module option: specify no module (N) or an accent color (K, S, W) after the edge color and specify the type of grommet/module at the end of the product code.								

LEGS AND ACCESSORIES FOR 1-SECTION SURFACES – 42" TO 60" W

	W x D x H (in)	W x D x H (mm)	Code	(\$)
Metal angled legs – 29" H	<i>Kit of 2 steel legs. WM at the end of the code indicates that one leg will have a cavity for cable management.</i>			
	<i>Without cable management</i>			
	1½ x 3 x 28	38 x 76 x 711	TNNN_-ATL228	414
	Specify leg color (K, S, W).			
	<i>With cable management</i>			
	1½ x 3 x 28	38 x 76 x 711	TNNN_-ATL228WM	441
	Specify leg color (K, S, W).			



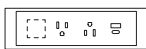
	W x D x H (in)	W x D x H (mm)	Code	(\$)
Metal angled legs – 36" H	<i>Kit of 2 steel legs. WM at the end of the code indicates that one leg will have a cavity for cable management.</i>			
	<i>Without cable management</i>			
	1½ x 3 x 35	38 x 76 x 879	TNNN_-ATL235	534
	Specify leg color (K, S, W).			
	<i>With cable management</i>			
	1½ x 3 x 35	38 x 76 x 879	TNNN_-ATL235WM	568
	Specify leg color (K, S, W).			



TECHNOLOGY INTEGRATION



GC
Grommet



PC
Electrical/communication module



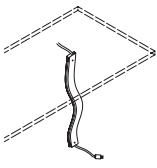
Can accept a connector (LGC-RJ45K, LGC-HDMI_, LGC-USBCK, etc.)

POSITIONING



GC, PC

	W x D x H (in)	W x D x H (mm)	Code								(\$)
Fabric vertical wire cover	Allows vertical cable management. Diameter of 2 1/2" (63 mm). With zipper. All United Chair® standard fabrics are applicable.										
				Gr1	Gr2	Gr3	Gr4	Gr5	Gr6	Gr8	
	2 1/2 x 2 1/2 x 52	63 x 63 x 1320	DVW48	88	93	102	107	118	130	142	

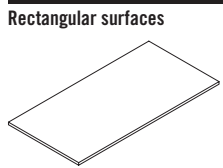


Specify the fabric code at the end of the product code.

	W x D x H (in)	W x D x H (mm)	Code								(\$)
Cable management fasteners	Install beneath work surfaces. Make it possible to pinch cables beneath the work surface for cable management. Grey. Pack of 5.										
	5 1/2 x 1 1/2 x 1	140 x 40 x 25	LGC-WMC05								102



1-SECTION SURFACES – 72" TO 96" W



Note: 36" D (900 mm) surfaces cannot accept LB__ or UCB__ bases.

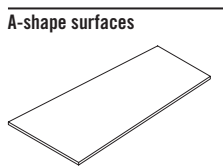
Laminate surface 1 1/2" (38 mm) thick, 1 section. Channel for cable management included with option of grommet(s), electrical module(s) or table center. **Must be ordered separately: 2 leg kits or 2 bases.**

	W x D x H (in)	Y (in)	W x D x H (mm)	Y (mm)	Code	(\$)	With options: GC (\$)	G2 (\$)	PC (\$)	P2 (\$)	CPC (\$)	CPP2 (\$)
6	72 x 36 x 1 1/2		1800 x 900 x 38		T5N_-RC3672	705	1,085	-	1,520	-	-	-
8	84 x 36 x 1 1/2		2100 x 900 x 38		T5N_-RC3684	777	1,180	1,246	1,621	2,927	-	-
8	96 x 36 x 1 1/2		2400 x 900 x 38		T5N_-RC3696	869	1,273	1,339	1,714	3,025	-	-
6	72 x 42 x 1 1/2		1800 x 1050 x 38		T5N_-RC4272	811	1,191	-	1,626	-	1,990	-
8	84 x 42 x 1 1/2		2100 x 1050 x 38		T5N_-RC4284	930	1,332	1,399	1,773	3,081	2,138	-
8	96 x 42 x 1 1/2		2400 x 1050 x 38		T5N_-RC4296	1,057	1,460	1,526	1,901	3,213	2,265	4,051
6	72 x 48 x 1 1/2		1800 x 1200 x 38		T5N_-RC4872	852	1,232	-	1,667	-	2,031	-
8	84 x 48 x 1 1/2		2100 x 1200 x 38		T5N_-RC4884	970	1,372	1,439	1,813	3,121	2,178	-
8	96 x 48 x 1 1/2		2400 x 1200 x 38		T5N_-RC4896	1,096	1,498	1,565	1,939	3,251	2,303	4,089
6	72 x 54 x 1 1/2		1800 x 1350 x 38		T5N_-RC5472	998	1,379	-	1,813	-	2,178	-
8	84 x 54 x 1 1/2		2100 x 1350 x 38		T5N_-RC5484	1,125	1,527	1,593	1,968	3,275	2,332	-
8	96 x 54 x 1 1/2		2400 x 1350 x 38		T5N_-RC5496	1,242	1,645	1,712	2,086	3,398	2,450	4,236

Surface 5. Smooth edge N. Specify matching (N) or contrasting (K, S, W) edge. Grommet/module option: specify no module (N) or an accent color (K, S, W) after the edge color and specify the type of grommet/module at the end of the product code.

6	72 x 36 x 1 1/2		1800 x 900 x 38		T5K_-RC3672	880	1,260	-	1,696	-	-	-
8	84 x 36 x 1 1/2		2100 x 900 x 38		T5K_-RC3684	972	1,374	1,441	1,815	3,123	-	-
8	96 x 36 x 1 1/2		2400 x 900 x 38		T5K_-RC3696	1,088	1,491	1,557	1,932	3,243	-	-
6	72 x 42 x 1 1/2		1800 x 1050 x 38		T5K_-RC4272	1,013	1,393	-	1,829	-	2,192	-
8	84 x 42 x 1 1/2		2100 x 1050 x 38		T5K_-RC4284	1,164	1,567	1,633	2,008	3,314	2,372	-
8	96 x 42 x 1 1/2		2400 x 1050 x 38		T5K_-RC4296	1,322	1,724	1,790	2,165	3,478	2,529	4,316
6	72 x 48 x 1 1/2		1800 x 1200 x 38		T5K_-RC4872	1,063	1,443	-	1,878	-	2,243	-
8	84 x 48 x 1 1/2		2100 x 1200 x 38		T5K_-RC4884	1,212	1,614	1,680	2,055	3,361	2,419	-
8	96 x 48 x 1 1/2		2400 x 1200 x 38		T5K_-RC4896	1,370	1,772	1,839	2,213	3,526	2,578	4,364
6	72 x 54 x 1 1/2		1800 x 1350 x 38		T5K_-RC5472	1,248	1,629	-	2,064	-	2,428	-
8	84 x 54 x 1 1/2		2100 x 1350 x 38		T5K_-RC5484	1,406	1,808	1,874	2,249	3,555	2,613	-
8	96 x 54 x 1 1/2		2400 x 1350 x 38		T5K_-RC5496	1,552	1,955	2,021	2,396	3,708	2,759	4,545

Surface 5. Knife edge K. Specify matching (N) or contrasting (K, S, W) edge. Grommet/module option: specify no module (N) or an accent color (K, S, W) after the edge color and specify the type of grommet/module at the end of the product code.



Note: 36" D (900 mm) surfaces cannot accept LB__ or UCB__ bases.

Laminate surface 1 1/2" (38 mm) thick, 1 section. Channel for cable management included with option of grommet(s), electrical module(s) or table center. **Must be ordered separately: 2 leg kits or 2 bases.**

6	72 x 36 x 1 1/2	30	1800 x 900 x 38	750	T5N_-A3672	803	1,184	-	1,619	-	-	-
8	84 x 36 x 1 1/2	30	2100 x 900 x 38	750	T5N_-A3684	884	1,286	1,352	1,727	3,035	-	-
8	96 x 36 x 1 1/2	30	2400 x 900 x 38	750	T5N_-A3696	975	1,379	1,445	1,820	3,131	-	-
6	72 x 42 x 1 1/2	36	1800 x 1050 x 38	900	T5N_-A4272	923	1,303	-	1,739	-	2,102	-
8	84 x 42 x 1 1/2	36	2100 x 1050 x 38	900	T5N_-A4284	1,063	1,465	1,531	1,906	3,213	2,270	-
8	96 x 42 x 1 1/2	36	2400 x 1050 x 38	900	T5N_-A4296	1,197	1,600	1,666	2,041	3,353	2,405	4,191
6	72 x 48 x 1 1/2	36	1800 x 1200 x 38	900	T5N_-A4872	938	1,318	-	1,754	-	2,117	-
8	84 x 48 x 1 1/2	36	2100 x 1200 x 38	900	T5N_-A4884	1,077	1,479	1,546	1,920	3,227	2,285	-
8	96 x 48 x 1 1/2	36	2400 x 1200 x 38	900	T5N_-A4896	1,210	1,612	1,678	2,053	3,365	2,417	4,203
6	72 x 54 x 1 1/2	42	1800 x 1350 x 38	1050	T5N_-A5472	1,057	1,437	-	1,873	-	2,237	-
8	84 x 54 x 1 1/2	42	2100 x 1350 x 38	1050	T5N_-A5484	1,175	1,578	1,644	2,019	3,325	2,382	-
8	96 x 54 x 1 1/2	42	2400 x 1350 x 38	1050	T5N_-A5496	1,301	1,703	1,769	2,144	3,457	2,508	4,295

Surface 5. Smooth edge N. Specify matching (N) or contrasting (K, S, W) edge. Grommet/module option: specify no module (N) or an accent color (K, S, W) after the edge color and specify the type of grommet/module at the end of the product code.

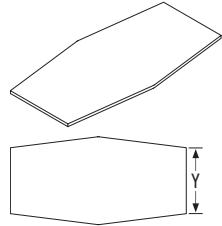
6	72 x 36 x 1 1/2	30	1800 x 900 x 38	750	T5K_-A3672	1,006	1,386	-	1,822	-	-	-
8	84 x 36 x 1 1/2	30	2100 x 900 x 38	750	T5K_-A3684	1,106	1,508	1,574	1,949	3,256	-	-
8	96 x 36 x 1 1/2	30	2400 x 900 x 38	750	T5K_-A3696	1,220	1,623	1,689	2,064	3,376	-	-
6	72 x 42 x 1 1/2	36	1800 x 1050 x 38	900	T5K_-A4272	1,237	1,617	-	2,053	-	2,417	-
8	84 x 42 x 1 1/2	36	2100 x 1050 x 38	900	T5K_-A4284	1,328	1,731	1,798	2,172	3,479	2,536	-
8	96 x 42 x 1 1/2	36	2400 x 1050 x 38	900	T5K_-A4296	1,497	1,899	1,966	2,340	3,653	2,705	4,491
6	72 x 48 x 1 1/2	36	1800 x 1200 x 38	900	T5K_-A4872	1,171	1,551	-	1,987	-	2,351	-
8	84 x 48 x 1 1/2	36	2100 x 1200 x 38	900	T5K_-A4884	1,346	1,748	1,814	2,189	3,497	2,554	-
8	96 x 48 x 1 1/2	36	2400 x 1200 x 38	900	T5K_-A4896	1,512	1,914	1,980	2,355	3,667	2,718	4,505

QUORUM MULTICONFERENCE

	Approx. no. of seats	W x D x H (in)	Y (in)	W x D x H (mm)	Y (mm)	Code	(\$)	With options:					
								GC (\$)	G2 (\$)	PC (\$)	P2 (\$)	CPC (\$)	CPP2 (\$)
A-shape surfaces (cont'd)	6	72 x 54 x 1½	42	1800 x 1350 x 38	1050	T5K__-A5472	1,322	1,702	—	2,138	—	2,501	—
	8	84 x 54 x 1½	42	2100 x 1350 x 38	1050	T5K__-A5484	1,469	1,871	1,937	2,312	3,618	2,675	—
	8	96 x 54 x 1½	42	2400 x 1350 x 38	1050	T5K__-A5496	1,628	2,030	2,096	2,471	3,783	2,835	4,621

Surface 5. Knife edge K. Specify matching (N) or contrasting (K, S, W) edge. Grommet/module option: specify no module (N) or an accent color (K, S, W) after the edge color and specify the type of grommet/module at the end of the product code.

Diamond surfaces

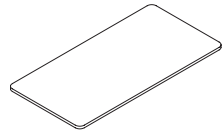


Laminate surface 1½" (38 mm) thick, 1 section. Channel for cable management included with option of grommet(s), electrical module(s) or table center.
Must be ordered separately: 2 leg kits or 2 bases.

6	72 x 36 x 1½	30	1800 x 900 x 38	750	T5N__-D3672	803	1,184	—	1,619	—	—	—
8	84 x 36 x 1½	30	2100 x 900 x 38	750	T5N__-D3684	884	1,286	1,352	1,727	3,035	—	—
8	96 x 36 x 1½	30	2400 x 900 x 38	750	T5N__-D3696	975	1,379	1,445	1,820	3,131	—	—
6	72 x 42 x 1½	36	1800 x 1050 x 38	900	T5N__-D4272	923	1,303	—	1,739	—	2,102	—
8	84 x 42 x 1½	36	2100 x 1050 x 38	900	T5N__-D4284	1,063	1,465	1,531	1,906	3,213	2,270	—
8	96 x 42 x 1½	36	2400 x 1050 x 38	900	T5N__-D4296	1,197	1,600	1,666	2,041	3,353	2,405	4,191
6	72 x 48 x 1½	36	1800 x 1200 x 38	900	T5N__-D4872	938	1,318	—	1,754	—	2,117	—
8	84 x 48 x 1½	36	2100 x 1200 x 38	900	T5N__-D4884	1,077	1,479	1,546	1,920	3,227	2,285	—
8	96 x 48 x 1½	36	2400 x 1200 x 38	900	T5N__-D4896	1,210	1,612	1,678	2,053	3,365	2,417	4,203
6	72 x 54 x 1½	42	1800 x 1350 x 38	1050	T5N__-D5472	1,057	1,437	—	1,873	—	2,237	—
8	84 x 54 x 1½	42	2100 x 1350 x 38	1050	T5N__-D5484	1,175	1,578	1,644	2,019	3,325	2,382	—
8	96 x 54 x 1½	42	2400 x 1350 x 38	1050	T5N__-D5496	1,301	1,703	1,769	2,144	3,457	2,508	4,295

Surface 5. Smooth edge N. Specify matching (N) or contrasting (K, S, W) edge. Grommet/module option: specify no module (N) or an accent color (K, S, W) after the edge color and specify the type of grommet/module at the end of the product code.

Rectangular surfaces with radius corners

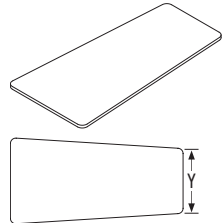


Laminate surface 1½" (38 mm) thick, 1 section. Channel for cable management included with option of grommet(s), electrical module(s) or table center.
Must be ordered separately: 2 leg kits or 2 bases.

6	72 x 36 x 1½	30	1800 x 900 x 38		T5N__-RCR3672	803	1,184	—	1,619	—	—	—
8	84 x 36 x 1½	30	2100 x 900 x 38		T5N__-RCR3684	884	1,286	1,352	1,727	3,035	—	—
8	96 x 36 x 1½	30	2400 x 900 x 38		T5N__-RCR3696	975	1,379	1,445	1,820	3,131	—	—
6	72 x 42 x 1½	36	1800 x 1050 x 38		T5N__-RCR4272	923	1,303	—	1,739	—	2,102	—
8	84 x 42 x 1½	36	2100 x 1050 x 38		T5N__-RCR4284	1,063	1,465	1,531	1,906	3,213	2,270	—
8	96 x 42 x 1½	36	2400 x 1050 x 38		T5N__-RCR4296	1,197	1,600	1,666	2,041	3,353	2,405	4,191
6	72 x 48 x 1½	36	1800 x 1200 x 38		T5N__-RCR4872	938	1,318	—	1,754	—	2,117	—
8	84 x 48 x 1½	36	2100 x 1200 x 38		T5N__-RCR4884	1,077	1,479	1,546	1,920	3,227	2,285	—
8	96 x 48 x 1½	36	2400 x 1200 x 38		T5N__-RCR4896	1,210	1,612	1,678	2,053	3,365	2,417	4,203
6	72 x 54 x 1½	42	1800 x 1350 x 38		T5N__-RCR5472	1,057	1,437	—	1,873	—	2,237	—
8	84 x 54 x 1½	42	2100 x 1350 x 38		T5N__-RCR5484	1,175	1,578	1,644	2,019	3,325	2,382	—
8	96 x 54 x 1½	42	2400 x 1350 x 38		T5N__-RCR5496	1,301	1,703	1,769	2,144	3,457	2,508	4,295

Surface 5. Smooth edge N. Specify matching (N) or contrasting (K, S, W) edge. Grommet/module option: specify no module (N) or an accent color (K, S, W) after the edge color and specify the type of grommet/module at the end of the product code.

A-shape surfaces with radius corners



Laminate surface 1½" (38 mm) thick, 1 section. Channel for cable management included with option of grommet(s), electrical module(s) or table center.
Must be ordered separately: 2 leg kits or 2 bases.

6	72 x 36 x 1½	30	1800 x 900 x 38	750	T5N__-AR3672	803	1,184	—	1,619	—	—	—
8	84 x 36 x 1½	30	2100 x 900 x 38	750	T5N__-AR3684	884	1,286	1,352	1,727	3,035	—	—
8	96 x 36 x 1½	30	2400 x 900 x 38	750	T5N__-AR3696	975	1,379	1,445	1,820	3,131	—	—
6	72 x 42 x 1½	36	1800 x 1050 x 38	900	T5N__-AR4272	923	1,303	—	1,739	—	2,102	—
8	84 x 42 x 1½	36	2100 x 1050 x 38	900	T5N__-AR4284	1,063	1,465	1,531	1,906	3,213	2,270	—
8	96 x 42 x 1½	36	2400 x 1050 x 38	900	T5N__-AR4296	1,197	1,600	1,666	2,041	3,353	2,405	4,191
6	72 x 48 x 1½	36	1800 x 1200 x 38	900	T5N__-AR4872	938	1,318	—	1,754	—	2,117	—
8	84 x 48 x 1½	36	2100 x 1200 x 38	900	T5N__-AR4884	1,077	1,479	1,546	1,920	3,227	2,285	—
8	96 x 48 x 1½	36	2400 x 1200 x 38	900	T5N__-AR4896	1,210	1,612	1,678	2,053	3,365	2,417	4,203
6	72 x 54 x 1½	42	1800 x 1350 x 38	1050	T5N__-AR5472	1,057	1,437	—	1,873	—	2,237	—
8	84 x 54 x 1½	42	2100 x 1350 x 38	1050	T5N__-AR5484	1,175	1,578	1,644	2,019	3,325	2,382	—
8	96 x 54 x 1½	42	2400 x 1350 x 38	1050	T5N__-AR5496	1,301	1,703	1,769	2,144	3,457	2,508	4,295

Surface 5. Smooth edge N. Specify matching (N) or contrasting (K, S, W) edge. Grommet/module option: specify no module (N) or an accent color (K, S, W) after the edge color and specify the type of grommet/module at the end of the product code.

TECHNOLOGY INTEGRATION



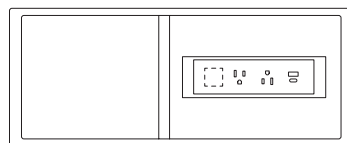
GC, G2
Grommet(s)



PC, P2
Electrical/communication module(s)




Can accept a connector
(LGC-RJ45K, LGC-HDMI_, LGC-USBC, etc.)



CPC, CPP2
Table center with electrical/communication module(s)

POSITIONING



GC, PC, CPC



G2, P2



CPP2

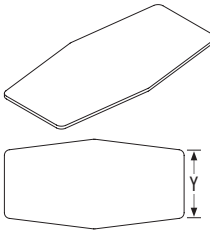
Approx. no. of seats

W x D x H (in) Y (in) W x D x H (mm) Y (mm) Code (\$)

With options: GC (\$), G2 (\$), PC (\$), P2 (\$), CPC (\$), CPP2 (\$)

Diamond surfaces with radius corners

Laminate surface 1 1/2" (38 mm) thick, 1 section. Channel for cable management included with option of grommet(s), electrical module(s) or table center. **Must be ordered separately: 2 leg kits or 2 bases.**



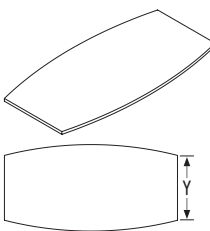
Note: 36" D (900 mm) surfaces cannot accept LB__ or UCB__ bases.

Approx. no. of seats	W x D x H (in)	Y (in)	W x D x H (mm)	Y (mm)	Code	(\$)	GC (\$)	G2 (\$)	PC (\$)	P2 (\$)	CPC (\$)	CPP2 (\$)
6	72 x 36 x 1 1/2	30	1800 x 900 x 38	750	T5N__DR3672	803	1,184	-	1,619	-	-	-
8	84 x 36 x 1 1/2	30	2100 x 900 x 38	750	T5N__DR3684	884	1,286	1,352	1,727	3,035	-	-
8	96 x 36 x 1 1/2	30	2400 x 900 x 38	750	T5N__DR3696	975	1,379	1,445	1,820	3,131	-	-
6	72 x 42 x 1 1/2	36	1800 x 1050 x 38	900	T5N__DR4272	923	1,303	-	1,739	-	2,102	-
8	84 x 42 x 1 1/2	36	2100 x 1050 x 38	900	T5N__DR4284	1,063	1,465	1,531	1,906	3,213	2,270	-
8	96 x 42 x 1 1/2	36	2400 x 1050 x 38	900	T5N__DR4296	1,197	1,600	1,666	2,041	3,353	2,405	4,191
6	72 x 48 x 1 1/2	36	1800 x 1200 x 38	900	T5N__DR4872	938	1,318	-	1,754	-	2,117	-
8	84 x 48 x 1 1/2	36	2100 x 1200 x 38	900	T5N__DR4884	1,077	1,479	1,546	1,920	3,227	2,285	-
8	96 x 48 x 1 1/2	36	2400 x 1200 x 38	900	T5N__DR4896	1,210	1,612	1,678	2,053	3,365	2,417	4,203
6	72 x 54 x 1 1/2	42	1800 x 1350 x 38	1050	T5N__DR5472	1,057	1,437	-	1,873	-	2,237	-
8	84 x 54 x 1 1/2	42	2100 x 1350 x 38	1050	T5N__DR5484	1,175	1,578	1,644	2,019	3,325	2,382	-
8	96 x 54 x 1 1/2	42	2400 x 1350 x 38	1050	T5N__DR5496	1,301	1,703	1,769	2,144	3,457	2,508	4,295

Surface 5. Smooth edge N. Specify matching (N) or contrasting (K, S, W) edge. Grommet/module option: specify no module (N) or an accent color (K, S, W) after the edge color and specify the type of grommet/module at the end of the product code.

Boat surfaces

Laminate surface 1 1/2" (38 mm) thick, 1 section. Channel for cable management included with option of grommet(s), electrical module(s) or table center. **Must be ordered separately: 2 leg kits or 2 bases.**




Note: 36" D (900 mm) surfaces cannot accept LB__ or UCB__ bases.

Approx. no. of seats	W x D x H (in)	Y (in)	W x D x H (mm)	Y (mm)	Code	(\$)	GC (\$)	G2 (\$)	PC (\$)	P2 (\$)	CPC (\$)	CPP2 (\$)
6	72 x 36 x 1 1/2	30	1800 x 900 x 38	750	T5N__B3672	803	1,184	-	1,619	-	-	-
8	84 x 36 x 1 1/2	30	2100 x 900 x 38	750	T5N__B3684	884	1,286	1,352	1,727	3,035	-	-
8	96 x 36 x 1 1/2	30	2400 x 900 x 38	750	T5N__B3696	975	1,379	1,445	1,820	3,131	-	-
6	72 x 42 x 1 1/2	36	1800 x 1050 x 38	900	T5N__B4272	923	1,303	-	1,739	-	2,102	-
8	84 x 42 x 1 1/2	36	2100 x 1050 x 38	900	T5N__B4284	1,063	1,465	1,531	1,906	3,213	2,270	-
8	96 x 42 x 1 1/2	36	2400 x 1050 x 38	900	T5N__B4296	1,197	1,600	1,666	2,041	3,353	2,405	4,191
6	72 x 48 x 1 1/2	36	1800 x 1200 x 38	900	T5N__B4872	938	1,318	-	1,754	-	2,117	-
8	84 x 48 x 1 1/2	36	2100 x 1200 x 38	900	T5N__B4884	1,077	1,479	1,546	1,920	3,227	2,285	-
8	96 x 48 x 1 1/2	36	2400 x 1200 x 38	900	T5N__B4896	1,210	1,612	1,678	2,053	3,365	2,417	4,203
6	72 x 54 x 1 1/2	42	1800 x 1350 x 38	1050	T5N__B5472	1,057	1,437	-	1,873	-	2,237	-
8	84 x 54 x 1 1/2	42	2100 x 1350 x 38	1050	T5N__B5484	1,175	1,578	1,644	2,019	3,325	2,382	-
8	96 x 54 x 1 1/2	42	2400 x 1350 x 38	1050	T5N__B5496	1,301	1,703	1,769	2,144	3,457	2,508	4,295

Surface 5. Smooth edge N. Specify matching (N) or contrasting (K, S, W) edge. Grommet/module option: specify no module (N) or an accent color (K, S, W) after the edge color and specify the type of grommet/module at the end of the product code.

Racetrack surfaces

Laminate surface 1 1/2" (38 mm) thick, 1 section. Channel for cable management included with option of grommet(s), electrical module(s) or table center. **Must be ordered separately: 2 leg kits or 2 bases.**




Note: 36" D (900 mm) surfaces cannot accept LB__ or UCB__ bases.

Approx. no. of seats	W x D x H (in)	Y (in)	W x D x H (mm)	Y (mm)	Code	(\$)	GC (\$)	G2 (\$)	PC (\$)	P2 (\$)	CPC (\$)	CPP2 (\$)
8	72 x 36 x 1 1/2	30	1800 x 900 x 38	750	T5N__RT3672	842	1,222	-	1,658	-	-	-
10	84 x 36 x 1 1/2	30	2100 x 900 x 38	750	T5N__RT3684	923	1,325	1,391	1,766	3,072	-	-
10	96 x 36 x 1 1/2	30	2400 x 900 x 38	750	T5N__RT3696	991	1,393	1,460	1,834	3,147	-	-
8	72 x 42 x 1 1/2	36	1800 x 1050 x 38	900	T5N__RT4272	918	1,298	-	1,734	-	2,097	-
10	84 x 42 x 1 1/2	36	2100 x 1050 x 38	900	T5N__RT4284	1,042	1,445	1,511	1,886	3,192	2,249	-
10	96 x 42 x 1 1/2	36	2400 x 1050 x 38	900	T5N__RT4296	1,156	1,559	1,625	2,000	3,312	2,364	4,150
8	72 x 48 x 1 1/2	36	1800 x 1200 x 38	900	T5N__RT4872	1,042	1,423	-	1,857	-	2,222	-
10	84 x 48 x 1 1/2	36	2100 x 1200 x 38	900	T5N__RT4884	1,156	1,559	1,625	2,000	3,306	2,364	-
10	96 x 48 x 1 1/2	36	2400 x 1200 x 38	900	T5N__RT4896	1,284	1,687	1,754	2,128	3,440	2,492	4,278
8	72 x 54 x 1 1/2	42	1800 x 1350 x 38	1050	T5N__RT5472	1,130	1,511	-	1,946	-	2,310	-
10	84 x 54 x 1 1/2	42	2100 x 1350 x 38	1050	T5N__RT5484	1,252	1,654	1,720	2,095	3,401	2,459	-
10	96 x 54 x 1 1/2	42	2400 x 1350 x 38	1050	T5N__RT5496	1,376	1,779	1,845	2,220	3,531	2,583	4,369

Surface 5. Smooth edge N. Specify matching (N) or contrasting (K, S, W) edge. Grommet/module option: specify no module (N) or an accent color (K, S, W) after the edge color and specify the type of grommet/module at the end of the product code.

Oval surfaces

Laminate surface 1 1/2" (38 mm) thick, 1 section. Channel for cable management included with option of grommet(s), electrical module(s) or table center. **Must be ordered separately: 2 leg kits or 2 bases.**



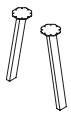
Approx. no. of seats	W x D x H (in)	Y (in)	W x D x H (mm)	Y (mm)	Code	(\$)	GC (\$)	G2 (\$)	PC (\$)	P2 (\$)	CPC (\$)	CPP2 (\$)
6	72 x 42 x 1 1/2	36	1800 x 1050 x 38	900	T5N__O4272	842	1,222	-	1,658	-	2,022	-
8	84 x 42 x 1 1/2	36	2100 x 1050 x 38	900	T5N__O4284	923	1,325	1,391	1,766	3,072	2,130	-
10	96 x 42 x 1 1/2	36	2400 x 1050 x 38	900	T5N__O4296	991	1,393	1,460	1,834	3,147	2,199	3,985
6	72 x 48 x 1 1/2	36	1800 x 1200 x 38	900	T5N__O4872	918	1,298	-	1,734	-	2,097	-
8	84 x 48 x 1 1/2	36	2100 x 1200 x 38	900	T5N__O4884	1,042	1,445	1,511	1,886	3,192	2,249	-
10	96 x 48 x 1 1/2	36	2400 x 1200 x 38	900	T5N__O4896	1,156	1,559	1,625	2,000	3,312	2,364	4,150
8	72 x 54 x 1 1/2	42	1800 x 1350 x 38	1050	T5N__O5472	1,042	1,423	-	1,857	-	2,222	-
10	84 x 54 x 1 1/2	42	2100 x 1350 x 38	1050	T5N__O5484	1,156	1,559	1,625	2,000	3,306	2,364	-
12	96 x 54 x 1 1/2	42	2400 x 1350 x 38	1050	T5N__O5496	1,284	1,687	1,754	2,128	3,440	2,492	4,278

Surface 5. Smooth edge N. Specify matching (N) or contrasting (K, S, W) edge. Grommet/module option: specify no module (N) or an accent color (K, S, W) after the edge color and specify the type of grommet/module at the end of the product code.

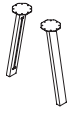
LEGS, BASES AND ACCESSORIES FOR 1-SECTION SURFACES – 72" TO 96" W

Metal angled legs

W x D x H (in)	W x D x H (mm)	Code	(\$)
<i>Kit of 2 steel legs. WM at the end of the code indicates that one leg will have a cavity for cable management.</i>			
<i>Without cable management</i>			
1½ x 3 x 28	38 x 76 x 711	TNNN_-ATL228	414
Specify leg color (K, S, W).			
<i>With cable management</i>			
1½ x 3 x 28	38 x 76 x 711	TNNN_-ATL228WM	441
Specify leg color (K, S, W).			



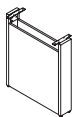
Without cable management



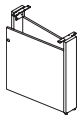
With cable management

Thermofused laminate bases

W x D x H (in)	W x D x H (mm)	Code	(\$)
<i>Base accommodates cables that plug into a floor outlet. WM at the end of the code indicates a base with 110° hinges and a storage compartment with lock.</i>			
<i>For 42" D (1050 mm) surfaces, without cable access</i>			
20 x 4¾ x 28	518 x 120 x 711	TNNNN-LB0520	546
20 x 9 x 28	518 x 225 x 711	TNNNN-LB0920	603
<i>For 42" D (1050 mm) surfaces, with cable access</i>			
20 x 4¾ x 28	518 x 120 x 711	TNNNN-LB0520WM	656
20 x 9 x 28	518 x 225 x 711	TNNNN-LB0920WM	757
<i>For 48" and 54" D (1200 and 1350 mm) surfaces, without cable access</i>			
24 x 4¾ x 28	618 x 120 x 711	TNNNN-LB0524	573
24 x 9 x 28	618 x 225 x 711	TNNNN-LB0924	632
<i>For 48" and 54" D (1200 and 1350 mm) surfaces, with cable access</i>			
24 x 4¾ x 28	618 x 120 x 711	TNNNN-LB0524WM	684
24 x 9 x 28	618 x 225 x 711	TNNNN-LB0924WM	803



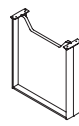
Without cable access



With cable access

Note: 36" D (900 mm) surfaces and the RT5484 and RT5496 cannot accept LB__ bases.

U-shape combined bases

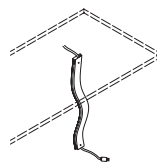


Note: 36" D (900 mm) surfaces and the RT5484 and RT5496 cannot accept UCB__ bases.

W x D x H (in)	W x D x H (mm)	Code	(\$)
----------------	----------------	------	------

<i>Laminate base with aluminum contours.</i>			
<i>For 42" D (1050 mm) surfaces</i>			
20 x 6 x 28	530 x 150 x 711	TNNN_-UCB20	585
Specify accent color (K, S, W).			
<i>For 48" and 54" D (1200 and 1350 mm) surfaces</i>			
24 x 6 x 28	630 x 150 x 711	TNNN_-UCB24	603
Specify accent color (K, S, W).			

Fabric vertical wire cover



Allows vertical cable management. Diameter of 2½" (63 mm). With zipper. All United Chair® standard fabrics are applicable.

W x D x H (in)	W x D x H (mm)	Code	Gr1	Gr2	Gr3	Gr4	Gr5	Gr6	Gr8
2½ x 2½ x 52	63 x 63 x 1320	DVW48	88	93	102	107	118	130	142
Specify the fabric code at the end of the product code.									

Cable management fasteners



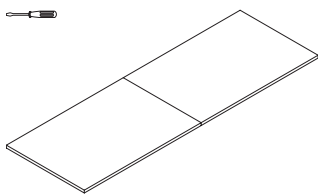
Install beneath work surfaces. Make it possible to pinch cables beneath the work surface for cable management. Grey. Pack of 5.

5½ x 1½ x 1	140 x 40 x 25	LGC-WMC05	102
-------------	---------------	-----------	-----

Approx. no. of seats	W x D x H (in)	W x D x H (mm)	Code	(\$)	With options:	GC (\$)	G2 (\$)	G3 (\$)	PC (\$)	P2 (\$)	P3 (\$)	CPC (\$)	CPP2 (\$)
----------------------	----------------	----------------	------	------	---------------	---------	---------	---------	---------	---------	---------	----------	-----------

2-SECTION SURFACES – 108" TO 192" W

Rectangular surfaces



Laminate surface 1½" (38 mm) thick, 2 sections. Channel for cable management included with option of grommet(s), electrical module(s) or table center. Must be ordered separately: 3 leg kits or 3 bases.

10	108 x 48 x 1½	2700 x 1200 x 38	T5N_-RC48108	1,404	1,828	1,894	1,960	2,302	3,531	4,088	2,666	4,418
10	120 x 48 x 1½	3000 x 1200 x 38	T5N_-RC48120	1,529	1,954	2,020	2,086	2,428	3,662	4,214	2,792	4,578
12	132 x 48 x 1½	3300 x 1200 x 38	T5N_-RC48132	1,656	2,124	2,190	2,256	2,604	3,839	4,395	2,918	4,716
12	144 x 48 x 1½	3600 x 1200 x 38	T5N_-RC48144	1,782	2,250	2,316	2,382	3,480	4,075	4,533	3,849	4,896
14	156 x 48 x 1½	3900 x 1200 x 38	T5N_-RC48156	1,901	2,369	2,435	2,501	3,604	4,233	4,657	3,973	5,021
14	168 x 48 x 1½	4200 x 1200 x 38	T5N_-RC48168	2,029	2,541	2,607	2,673	3,782	4,410	4,851	4,145	5,215
16	180 x 48 x 1½	4500 x 1200 x 38	T5N_-RC48180	2,147	2,661	2,727	2,793	3,901	4,535	4,976	4,264	5,339
16	192 x 48 x 1½	4800 x 1200 x 38	T5N_-RC48192	2,272	2,785	2,851	2,917	4,026	4,676	5,100	4,389	5,464
12	108 x 54 x 1½	2700 x 1350 x 38	T5N_-RC54108	1,560	1,985	2,051	2,117	2,459	3,688	4,245	2,822	4,576
12	120 x 54 x 1½	3000 x 1350 x 38	T5N_-RC54120	1,688	2,113	2,179	2,245	2,586	3,821	4,372	2,951	4,737
14	132 x 54 x 1½	3300 x 1350 x 38	T5N_-RC54132	1,813	2,283	2,349	2,415	2,762	3,996	4,554	3,077	4,873
14	144 x 54 x 1½	3600 x 1350 x 38	T5N_-RC54144	1,933	2,401	2,468	2,534	3,631	4,226	4,683	3,999	5,047
16	156 x 54 x 1½	3900 x 1350 x 38	T5N_-RC54156	2,059	2,528	2,595	2,661	3,763	4,391	4,815	4,132	5,180
16	168 x 54 x 1½	4200 x 1350 x 38	T5N_-RC54168	2,180	2,692	2,758	2,825	3,932	4,561	5,002	4,297	5,366
18	180 x 54 x 1½	4500 x 1350 x 38	T5N_-RC54180	2,298	2,812	2,878	2,944	4,052	4,686	5,127	4,415	5,490
18	192 x 54 x 1½	4800 x 1350 x 38	T5N_-RC54192	2,432	2,945	3,011	3,078	4,185	4,835	5,261	4,549	5,624

Surface 5. Smooth edge N. Specify matching (N) or contrasting (K, S, W) edge. Grommet/module option: specify no module (N) or an accent color (K, S, W) after the edge color and specify the type of grommet/module at the end of the product code.

TECHNOLOGY INTEGRATION



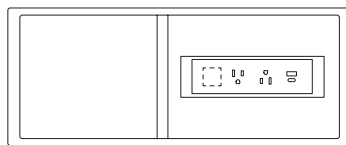
GC, G2, G3
Grommet(s)



PC, P2, P3
Electrical/communication module(s)



Can accept a connector
(LGC-RJ45K, LGC-HDMI_, LGC-USBCK, etc.)



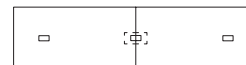
CPC, CPP2
Table center with electrical/communication module(s)

POSITIONING



GC, PC, CPC

G2, P2



G3, P3, CPP2

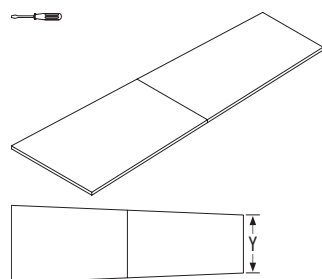
= ASSEMBLY REQUIRED

= QUICKSHIP PROGRAM

Approx. no. of seats	W x D x H (in)	Y (in)	W x D x H (mm)	Y (mm)	Code	(\$)	With options:										
							GC (\$)	G2 (\$)	G3 (\$)	PC (\$)	P2 (\$)	P3 (\$)	CPC (\$)	CPP2 (\$)			
Rectangular surfaces (cont'd)																	
10	108 x 48 x 1 1/2		2700 x 1200 x 38		T5K__RC48108	1,755	2,179	2,245	2,311	2,652	3,882	4,438	3,017	4,769			
10	120 x 48 x 1 1/2		3000 x 1200 x 38		T5K__RC48120	1,913	2,337	2,403	2,470	2,812	4,047	4,598	3,175	4,961			
12	132 x 48 x 1 1/2		3300 x 1200 x 38		T5K__RC48132	2,071	2,539	2,605	2,671	3,019	4,254	4,810	3,333	5,130			
12	144 x 48 x 1 1/2		3600 x 1200 x 38		T5K__RC48144	2,228	2,696	2,763	2,829	3,926	4,521	4,979	4,296	5,342			
14	156 x 48 x 1 1/2		3900 x 1200 x 38		T5K__RC48156	2,377	2,846	2,912	2,978	4,080	4,709	5,133	4,450	5,497			
14	168 x 48 x 1 1/2		4200 x 1200 x 38		T5K__RC48168	2,534	3,046	3,112	3,178	4,286	4,915	5,356	4,650	5,719			
16	180 x 48 x 1 1/2		4500 x 1200 x 38		T5K__RC48180	2,685	3,197	3,263	3,330	4,437	5,072	5,513	4,802	5,877			
16	192 x 48 x 1 1/2		4800 x 1200 x 38		T5K__RC48192	2,840	3,353	3,419	3,485	4,593	5,244	5,668	4,957	6,032			
12	108 x 54 x 1 1/2		2700 x 1350 x 38		T5K__RC54108	1,950	2,375	2,441	2,507	2,849	4,078	4,635	3,213	4,965			
12	120 x 54 x 1 1/2		3000 x 1350 x 38		T5K__RC54120	2,111	2,535	2,601	2,667	3,008	4,243	4,794	3,373	5,159			
14	132 x 54 x 1 1/2		3300 x 1350 x 38		T5K__RC54132	2,268	2,736	2,802	2,869	3,216	4,451	5,007	3,530	5,328			
14	144 x 54 x 1 1/2		3600 x 1350 x 38		T5K__RC54144	2,416	2,884	2,951	3,017	4,114	4,709	5,166	4,482	5,530			
16	156 x 54 x 1 1/2		3900 x 1350 x 38		T5K__RC54156	2,575	3,043	3,109	3,175	4,278	4,907	5,331	4,647	5,694			
16	168 x 54 x 1 1/2		4200 x 1350 x 38		T5K__RC54168	2,726	3,238	3,304	3,371	4,478	5,107	5,548	4,843	5,912			
18	180 x 54 x 1 1/2		4500 x 1350 x 38		T5K__RC54180	2,874	3,387	3,453	3,520	4,627	5,262	5,703	4,991	6,066			
18	192 x 54 x 1 1/2		4800 x 1350 x 38		T5K__RC54192	3,040	3,552	3,618	3,684	4,792	5,443	5,867	5,157	6,232			

Surface 5. Knife edge K. Specify matching (N) or contrasting (K, S, W) edge. Grommet/module option: specify no module (N) or an accent color (K, S, W) after the edge color and specify the type of grommet/module at the end of the product code.

A-shape surfaces



Laminate surface 1 1/2" (38 mm) thick, 2 sections. Channel for cable management included with option of grommet(s), electrical module(s) or table center.

Must be ordered separately: 3 leg kits or 3 bases.

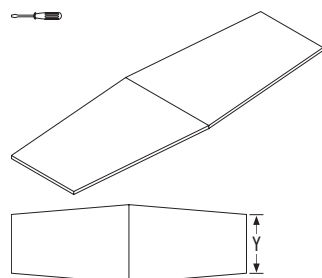
10	108 x 48 x 1 1/2	36	2700 x 1200 x 38	900	T5N__A48108	1,553	1,978	2,044	2,111	2,452	3,681	4,238	2,816	4,569
10	120 x 48 x 1 1/2	36	3000 x 1200 x 38	900	T5N__A48120	1,681	2,106	2,172	2,239	2,580	3,815	4,366	2,944	4,730
10	132 x 48 x 1 1/2	36	3300 x 1200 x 38	900	T5N__A48132	1,807	2,275	2,342	2,408	2,755	3,990	4,547	3,069	4,867
12	144 x 48 x 1 1/2	36	3600 x 1200 x 38	900	T5N__A48144	1,920	2,389	2,455	2,521	3,618	4,214	4,671	3,988	5,035
12	156 x 48 x 1 1/2	36	3900 x 1200 x 38	900	T5N__A48156	2,046	2,515	2,581	2,647	3,750	4,379	4,803	4,119	5,166
14	168 x 48 x 1 1/2	36	4200 x 1200 x 38	900	T5N__A48168	2,174	2,686	2,752	2,818	3,926	4,555	4,996	4,290	5,359
14	180 x 48 x 1 1/2	36	4500 x 1200 x 38	900	T5N__A48180	2,293	2,806	2,872	2,938	4,047	4,680	5,121	4,410	5,485
16	192 x 48 x 1 1/2	36	4800 x 1200 x 38	900	T5N__A48192	2,427	2,939	3,005	3,071	4,180	4,830	5,254	4,543	5,619
12	108 x 54 x 1 1/2	42	2700 x 1350 x 38	1050	T5N__A54108	1,681	2,106	2,172	2,239	2,580	3,809	4,366	2,944	4,697
12	120 x 54 x 1 1/2	42	3000 x 1350 x 38	1050	T5N__A54120	1,823	2,247	2,313	2,379	2,721	3,955	4,507	3,085	4,871
12	132 x 54 x 1 1/2	42	3300 x 1350 x 38	1050	T5N__A54132	1,960	2,429	2,495	2,561	2,909	4,143	4,700	3,222	5,020
14	144 x 54 x 1 1/2	42	3600 x 1350 x 38	1050	T5N__A54144	2,094	2,562	2,628	2,694	3,792	4,387	4,845	4,161	5,208
14	156 x 54 x 1 1/2	42	3900 x 1350 x 38	1050	T5N__A54156	2,232	2,702	2,768	2,834	3,936	4,564	4,989	4,305	5,353
16	168 x 54 x 1 1/2	42	4200 x 1350 x 38	1050	T5N__A54168	2,379	2,892	2,958	3,024	4,132	4,761	5,202	4,496	5,565
16	180 x 54 x 1 1/2	42	4500 x 1350 x 38	1050	T5N__A54180	2,518	3,030	3,096	3,163	4,271	4,905	5,346	4,635	5,710
18	192 x 54 x 1 1/2	42	4800 x 1350 x 38	1050	T5N__A54192	2,661	3,173	3,239	3,305	4,413	5,064	5,488	4,778	5,852

Surface 5. Smooth edge N. Specify matching (N) or contrasting (K, S, W) edge. Grommet/module option: specify no module (N) or an accent color (K, S, W) after the edge color and specify the type of grommet/module at the end of the product code.

10	108 x 48 x 1 1/2	36	2700 x 1200 x 38	900	T5K__A48108	1,943	2,367	2,433	2,499	2,841	4,071	4,627	3,205	4,958
10	120 x 48 x 1 1/2	36	3000 x 1200 x 38	900	T5K__A48120	2,100	2,525	2,591	2,658	2,999	4,234	4,785	3,363	5,149
10	132 x 48 x 1 1/2	36	3300 x 1200 x 38	900	T5K__A48132	2,259	2,728	2,794	2,860	3,207	4,442	4,999	3,522	5,318
12	144 x 48 x 1 1/2	36	3600 x 1200 x 38	900	T5K__A48144	2,401	2,870	2,936	3,002	4,099	4,695	5,152	4,469	5,516
12	156 x 48 x 1 1/2	36	3900 x 1200 x 38	900	T5K__A48156	2,558	3,026	3,092	3,158	4,261	4,890	5,314	4,631	5,678
14	168 x 48 x 1 1/2	36	4200 x 1200 x 38	900	T5K__A48168	2,716	3,229	3,295	3,361	4,470	5,098	5,539	4,833	5,903
14	180 x 48 x 1 1/2	36	4500 x 1200 x 38	900	T5K__A48180	2,868	3,380	3,446	3,512	4,621	5,254	5,695	4,984	6,066
16	192 x 48 x 1 1/2	36	4800 x 1200 x 38	900	T5K__A48192	3,033	3,546	3,612	3,678	4,786	5,437	5,861	5,150	6,224
12	108 x 54 x 1 1/2	42	2700 x 1350 x 38	1050	T5K__A54108	2,100	2,525	2,591	2,658	2,999	4,228	4,785	3,363	5,116
12	120 x 54 x 1 1/2	42	3000 x 1350 x 38	1050	T5K__A54120	2,277	2,703	2,769	2,835	3,176	4,411	4,962	3,541	5,327
12	132 x 54 x 1 1/2	42	3300 x 1350 x 38	1050	T5K__A54132	2,450	2,918	2,984	3,050	3,398	4,633	5,189	3,712	5,509
14	144 x 54 x 1 1/2	42	3600 x 1350 x 38	1050	T5K__A54144	2,617	3,085	3,151	3,217	4,314	4,910	5,367	4,683	5,731
14	156 x 54 x 1 1/2	42	3900 x 1350 x 38	1050	T5K__A54156	2,791	3,259	3,325	3,392	4,494	5,122	5,547	4,864	5,910
16	168 x 54 x 1 1/2	42	4200 x 1350 x 38	1050	T5K__A54168	2,976	3,488	3,554	3,620	4,728	5,357	5,798	5,093	6,161
16	180 x 54 x 1 1/2	42	4500 x 1350 x 38	1050	T5K__A54180	3,148	3,660	3,726	3,793	4,900	5,535	5,976	5,265	6,340
18	192 x 54 x 1 1/2	42	4800 x 1350 x 38	1050	T5K__A54192	3,324	3,837	3,903	3,969	5,077	5,728	6,152	5,441	6,516

Surface 5. Knife edge K. Specify matching (N) or contrasting (K, S, W) edge. Grommet/module option: specify no module (N) or an accent color (K, S, W) after the edge color and specify the type of grommet/module at the end of the product code.

Diamond surfaces



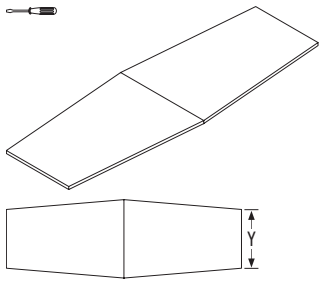
Laminate surface 1 1/2" (38 mm) thick, 2 sections. Channel for cable management included with option of grommet(s), electrical module(s) or table center.

Must be ordered separately: 3 leg kits or 3 bases.

10	108 x 48 x 1 1/2	36	2700 x 1200 x 38	900	T5N__D48108	1,553	1,978	2,044	2,111	2,452	3,681	4,238	2,816	4,569
10	120 x 48 x 1 1/2	36	3000 x 1200 x 38	900	T5N__D48120	1,681	2,106	2,172	2,239	2,580	3,815	4,366	2,944	4,730
10	132 x 48 x 1 1/2	36	3300 x 1200 x 38	900	T5N__D48132	1,807	2,275	2,342	2,408	2,755	3,990	4,547	3,069	4,867
12	144 x 48 x 1 1/2	36	3600 x 1200 x 38	900	T5N__D48144	1,920	2,389	2,455	2,521	3,618	4,214	4,671	3,988	5,035
12	156 x 48 x 1 1/2	36	3900 x 1200 x 38	900	T5N__D48156	2,046	2,515	2,581	2,647	3,750	4,379	4,803	4,119	5,166
14	168 x 48 x 1 1/2	36	4200 x 1200 x 38	900	T5N__D48168	2,174	2,686	2,752	2,818	3,926	4,555	4,996	4,290	5,359
14	180 x 48 x 1 1/2	36	4500 x 1200 x 38	900	T5N__D48180	2,293	2,806	2,872	2,938	4,047	4,680	5,121	4,410	5,485
16	192 x 48 x 1 1/2	36	4800 x 1200 x 38	900	T5N__D48192	2,427	2,939	3,005	3,071	4,180	4,830	5,254	4,543	5,619
12	108 x 54 x 1 1/2	42	2700 x 1350 x 38	1050	T5N__D54108	1,681	2,106	2,172	2,239	2,580	3,809	4,366	2,944	4,697
12	120 x 54 x 1 1/2	42	3000 x 1350 x 38	1050	T5N__D54120	1,823	2,247	2,313	2,379	2,721	3,955	4,507	3,085	4,871

SCREWDRIVER = ASSEMBLY REQUIRED

Approx. no. of seats	W x D x H (in)	Y (in)	W x D x H (mm)	Y (mm)	Code	(\$)	With options:							
							GC (\$)	G2 (\$)	G3 (\$)	PC (\$)	P2 (\$)	P3 (\$)	CPC (\$)	CPP2 (\$)
Diamond surfaces (cont'd)														
12	132 x 54 x 1 1/2	42	3300 x 1350 x 38	1050	T5N_-D54132	1,960	2,429	2,495	2,561	2,909	4,143	4,700	3,222	5,020
14	144 x 54 x 1 1/2	42	3600 x 1350 x 38	1050	T5N_-D54144	2,094	2,562	2,628	2,694	3,792	4,387	4,845	4,161	5,208
14	156 x 54 x 1 1/2	42	3900 x 1350 x 38	1050	T5N_-D54156	2,232	2,702	2,768	2,834	3,936	4,564	4,989	4,305	5,353
16	168 x 54 x 1 1/2	42	4200 x 1350 x 38	1050	T5N_-D54168	2,379	2,892	2,958	3,024	4,132	4,761	5,202	4,496	5,565
16	180 x 54 x 1 1/2	42	4500 x 1350 x 38	1050	T5N_-D54180	2,518	3,030	3,096	3,163	4,271	4,905	5,346	4,635	5,710
18	192 x 54 x 1 1/2	42	4800 x 1350 x 38	1050	T5N_-D54192	2,661	3,173	3,239	3,305	4,413	5,064	5,488	4,778	5,852

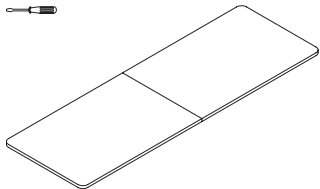


Surface 5. Smooth edge N. Specify matching (N) or contrasting (K, S, W) edge. Grommet/module option: specify no module (N) or an accent color (K, S, W) after the edge color and specify the type of grommet/module at the end of the product code.

10	108 x 48 x 1 1/2	36	2700 x 1200 x 38	900	T5K_-D48108	1,943	2,367	2,433	2,499	2,841	4,071	4,627	3,205	4,958
10	120 x 48 x 1 1/2	36	3000 x 1200 x 38	900	T5K_-D48120	2,100	2,525	2,591	2,658	2,999	4,234	4,785	3,363	5,149
10	132 x 48 x 1 1/2	36	3300 x 1200 x 38	900	T5K_-D48132	2,259	2,728	2,794	2,860	3,207	4,442	4,999	3,522	5,318
12	144 x 48 x 1 1/2	36	3600 x 1200 x 38	900	T5K_-D48144	2,401	2,870	2,936	3,002	4,099	4,695	5,152	4,469	5,516
12	156 x 48 x 1 1/2	36	3900 x 1200 x 38	900	T5K_-D48156	2,558	3,026	3,092	3,158	4,261	4,890	5,314	4,631	5,678
14	168 x 48 x 1 1/2	36	4200 x 1200 x 38	900	T5K_-D48168	2,716	3,229	3,295	3,361	4,470	5,098	5,539	4,833	5,903
14	180 x 48 x 1 1/2	36	4500 x 1200 x 38	900	T5K_-D48180	2,868	3,380	3,446	3,512	4,621	5,254	5,695	4,984	6,060
16	192 x 48 x 1 1/2	36	4800 x 1200 x 38	900	T5K_-D48192	3,033	3,546	3,612	3,678	4,786	5,437	5,861	5,150	6,224
12	108 x 54 x 1 1/2	42	2700 x 1350 x 38	1050	T5K_-D54108	2,100	2,525	2,591	2,658	2,999	4,228	4,785	3,363	5,116
12	120 x 54 x 1 1/2	42	3000 x 1350 x 38	1050	T5K_-D54120	2,277	2,703	2,769	2,835	3,176	4,411	4,962	3,541	5,327
12	132 x 54 x 1 1/2	42	3300 x 1350 x 38	1050	T5K_-D54132	2,450	2,918	2,984	3,050	3,398	4,633	5,189	3,712	5,509
14	144 x 54 x 1 1/2	42	3600 x 1350 x 38	1050	T5K_-D54144	2,617	3,085	3,151	3,217	4,314	4,910	5,367	4,683	5,731
14	156 x 54 x 1 1/2	42	3900 x 1350 x 38	1050	T5K_-D54156	2,791	3,259	3,325	3,392	4,494	5,122	5,547	4,864	5,910
16	168 x 54 x 1 1/2	42	4200 x 1350 x 38	1050	T5K_-D54168	2,976	3,488	3,554	3,620	4,728	5,357	5,798	5,093	6,161
16	180 x 54 x 1 1/2	42	4500 x 1350 x 38	1050	T5K_-D54180	3,148	3,660	3,726	3,793	4,900	5,535	5,976	5,265	6,340
18	192 x 54 x 1 1/2	42	4800 x 1350 x 38	1050	T5K_-D54192	3,324	3,837	3,903	3,969	5,077	5,728	6,152	5,441	6,516

Surface 5. Knife edge K. Specify matching (N) or contrasting (K, S, W) edge. Grommet/module option: specify no module (N) or an accent color (K, S, W) after the edge color and specify the type of grommet/module at the end of the product code.

Rectangular surfaces with radius corners

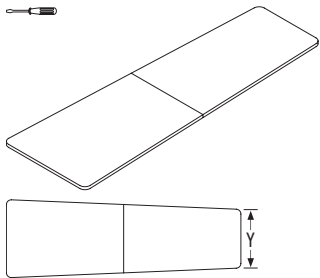


Laminate surface 1 1/2" (38 mm) thick, 2 sections. Channel for cable management included with option of grommet(s), electrical module(s) or table center. Must be ordered separately: 3 leg kits or 3 bases.

10	108 x 48 x 1 1/2	36	2700 x 1200 x 38	900	T5N_-RCR48108	1,553	1,978	2,044	2,111	2,452	3,681	4,238	2,816	4,569
10	120 x 48 x 1 1/2	36	3000 x 1200 x 38	900	T5N_-RCR48120	1,681	2,106	2,172	2,239	2,580	3,815	4,366	2,944	4,730
12	132 x 48 x 1 1/2	36	3300 x 1200 x 38	900	T5N_-RCR48132	1,807	2,275	2,342	2,408	2,755	3,990	4,547	3,069	4,867
12	144 x 48 x 1 1/2	36	3600 x 1200 x 38	900	T5N_-RCR48144	1,920	2,389	2,455	2,521	3,618	4,214	4,671	3,988	5,035
14	156 x 48 x 1 1/2	36	3900 x 1200 x 38	900	T5N_-RCR48156	2,046	2,515	2,581	2,647	3,750	4,379	4,803	4,119	5,166
14	168 x 48 x 1 1/2	36	4200 x 1200 x 38	900	T5N_-RCR48168	2,174	2,686	2,752	2,818	3,926	4,555	4,996	4,290	5,359
16	180 x 48 x 1 1/2	36	4500 x 1200 x 38	900	T5N_-RCR48180	2,293	2,806	2,872	2,938	4,047	4,680	5,121	4,410	5,485
16	192 x 48 x 1 1/2	36	4800 x 1200 x 38	900	T5N_-RCR48192	2,427	2,939	3,005	3,071	4,180	4,830	5,254	4,543	5,619
12	108 x 54 x 1 1/2	42	2700 x 1350 x 38	1050	T5N_-RCR54108	1,681	2,106	2,172	2,239	2,580	3,809	4,366	2,944	4,697
12	120 x 54 x 1 1/2	42	3000 x 1350 x 38	1050	T5N_-RCR54120	1,823	2,247	2,313	2,379	2,721	3,955	4,507	3,085	4,871
14	132 x 54 x 1 1/2	42	3300 x 1350 x 38	1050	T5N_-RCR54132	1,960	2,429	2,495	2,561	2,909	4,143	4,700	3,222	5,020
14	144 x 54 x 1 1/2	42	3600 x 1350 x 38	1050	T5N_-RCR54144	2,094	2,562	2,628	2,694	3,792	4,387	4,845	4,161	5,208
16	156 x 54 x 1 1/2	42	3900 x 1350 x 38	1050	T5N_-RCR54156	2,232	2,702	2,768	2,834	3,936	4,564	4,989	4,305	5,353
16	168 x 54 x 1 1/2	42	4200 x 1350 x 38	1050	T5N_-RCR54168	2,379	2,892	2,958	3,024	4,132	4,761	5,202	4,496	5,565
18	180 x 54 x 1 1/2	42	4500 x 1350 x 38	1050	T5N_-RCR54180	2,518	3,030	3,096	3,163	4,271	4,905	5,346	4,635	5,710
18	192 x 54 x 1 1/2	42	4800 x 1350 x 38	1050	T5N_-RCR54192	2,661	3,173	3,239	3,305	4,413	5,064	5,488	4,778	5,852

Surface 5. Smooth edge N. Specify matching (N) or contrasting (K, S, W) edge. Grommet/module option: specify no module (N) or an accent color (K, S, W) after the edge color and specify the type of grommet/module at the end of the product code.

A-shape surfaces with radius corners



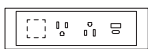
Laminate surface 1 1/2" (38 mm) thick, 2 sections. Channel for cable management included with option of grommet(s), electrical module(s) or table center. Must be ordered separately: 3 leg kits or 3 bases.

10	108 x 48 x 1 1/2	36	2700 x 1200 x 38	900	T5N_-AR48108	1,553	1,978	2,044	2,111	2,452	3,681	4,238	2,816	4,569
10	120 x 48 x 1 1/2	36	3000 x 1200 x 38	900	T5N_-AR48120	1,681	2,106	2,172	2,239	2,580	3,815	4,366	2,944	4,730
10	132 x 48 x 1 1/2	36	3300 x 1200 x 38	900	T5N_-AR48132	1,807	2,275	2,342	2,408	2,755	3,990	4,547	3,069	4,867
12	144 x 48 x 1 1/2	36	3600 x 1200 x 38	900	T5N_-AR48144	1,920	2,389	2,455	2,521	3,618	4,214	4,671	3,988	5,035
12	156 x 48 x 1 1/2	36	3900 x 1200 x 38	900	T5N_-AR48156	2,046	2,515	2,581	2,647	3,750	4,379	4,803	4,119	5,166
14	168 x 48 x 1 1/2	36	4200 x 1200 x 38	900	T5N_-AR48168	2,174	2,686	2,752	2,818	3,926	4,555	4,996	4,290	5,359
14	180 x 48 x 1 1/2	36	4500 x 1200 x 38	900	T5N_-AR48180	2,293	2,806	2,872	2,938	4,047	4,680	5,121	4,410	5,485
16	192 x 48 x 1 1/2	36	4800 x 1200 x 38	900	T5N_-AR48192	2,427	2,939	3,005	3,071	4,180	4,830	5,254	4,543	5,619
12	108 x 54 x 1 1/2	42	2700 x 1350 x 38	1050	T5N_-AR54108	1,681	2,106	2,172	2,239	2,580	3,809	4,366	2,944	4,697
12	120 x 54 x 1 1/2	42	3000 x 1350 x 38	1050	T5N_-AR54120	1,823	2,247	2,313	2,379	2,721	3,955	4,507	3,085	4,871

TECHNOLOGY INTEGRATION



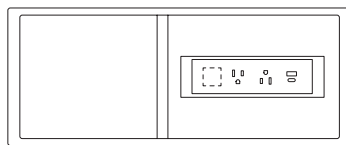
GC, G2, G3
Grommet(s)



PC, P2, P3
Electrical/communication module(s)

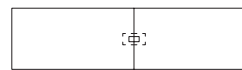


Can accept a connector
(LGC-RJ45K, LGC-HDMI_, LGC-USBC, etc.)



CPC, CPP2
Table center with electrical/communication module(s)

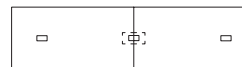
POSITIONING



GC, PC, CPC



G2, P2



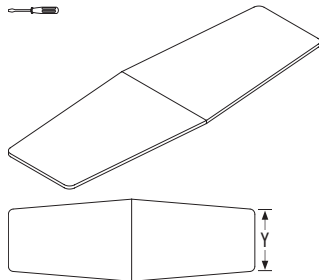
G3, P3, CPP2

ASSEMBLY REQUIRED

Approx. no. of seats	W x D x H (in)	Y (in)	W x D x H (mm)	Y (mm)	Code	(\$)	With options:							
							GC (\$)	G2 (\$)	G3 (\$)	PC (\$)	P2 (\$)	P3 (\$)	CPC (\$)	CPP2 (\$)
A-shape surfaces with radius corners (cont'd)														
12	132 x 54 x 1 1/2	42	3300 x 1350 x 38	1050	T5N__-AR54132	1,960	2,429	2,495	2,561	2,909	4,143	4,700	3,222	5,020
14	144 x 54 x 1 1/2	42	3600 x 1350 x 38	1050	T5N__-AR54144	2,094	2,562	2,628	2,694	3,792	4,387	4,845	4,161	5,208
14	156 x 54 x 1 1/2	42	3900 x 1350 x 38	1050	T5N__-AR54156	2,232	2,702	2,768	2,834	3,936	4,564	4,989	4,305	5,353
16	168 x 54 x 1 1/2	42	4200 x 1350 x 38	1050	T5N__-AR54168	2,379	2,892	2,958	3,024	4,132	4,761	5,202	4,496	5,565
16	180 x 54 x 1 1/2	42	4500 x 1350 x 38	1050	T5N__-AR54180	2,518	3,030	3,096	3,163	4,271	4,905	5,346	4,635	5,710
18	192 x 54 x 1 1/2	42	4800 x 1350 x 38	1050	T5N__-AR54192	2,661	3,173	3,239	3,305	4,413	5,064	5,488	4,778	5,852

Surface 5. Smooth edge N. Specify matching (N) or contrasting (K, S, W) edge. Grommet/module option: specify no module (N) or an accent color (K, S, W) after the edge color and specify the type of grommet/module at the end of the product code.

Diamond surfaces with radius corners

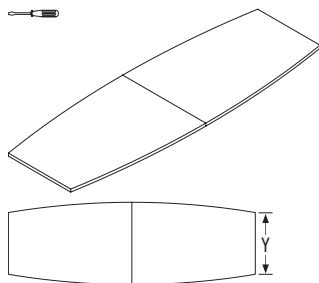


Laminate surface 1 1/2" (38 mm) thick, 2 sections. Channel for cable management included with option of grommet(s), electrical module(s) or table center. **Must be ordered separately: 3 leg kits or 3 bases.**

10	108 x 48 x 1 1/2	36	2700 x 1200 x 38	900	T5N__-DR48108	1,553	1,978	2,044	2,111	2,452	3,681	4,238	2,816	4,569
10	120 x 48 x 1 1/2	36	3000 x 1200 x 38	900	T5N__-DR48120	1,681	2,106	2,172	2,239	2,580	3,815	4,366	2,944	4,730
10	132 x 48 x 1 1/2	36	3300 x 1200 x 38	900	T5N__-DR48132	1,807	2,275	2,342	2,408	2,755	3,990	4,547	3,069	4,867
12	144 x 48 x 1 1/2	36	3600 x 1200 x 38	900	T5N__-DR48144	1,920	2,389	2,455	2,521	3,618	4,214	4,671	3,988	5,035
12	156 x 48 x 1 1/2	36	3900 x 1200 x 38	900	T5N__-DR48156	2,046	2,515	2,581	2,647	3,750	4,379	4,803	4,119	5,166
14	168 x 48 x 1 1/2	36	4200 x 1200 x 38	900	T5N__-DR48168	2,174	2,686	2,752	2,818	3,926	4,555	4,996	4,290	5,359
14	180 x 48 x 1 1/2	36	4500 x 1200 x 38	900	T5N__-DR48180	2,293	2,806	2,872	2,938	4,047	4,680	5,121	4,410	5,485
16	192 x 48 x 1 1/2	36	4800 x 1200 x 38	900	T5N__-DR48192	2,427	2,939	3,005	3,071	4,180	4,830	5,254	4,543	5,619
12	108 x 54 x 1 1/2	42	2700 x 1350 x 38	1050	T5N__-DR54108	1,681	2,106	2,172	2,239	2,580	3,809	4,366	2,944	4,697
12	120 x 54 x 1 1/2	42	3000 x 1350 x 38	1050	T5N__-DR54120	1,823	2,247	2,313	2,379	2,721	3,955	4,507	3,085	4,871
12	132 x 54 x 1 1/2	42	3300 x 1350 x 38	1050	T5N__-DR54132	1,960	2,429	2,495	2,561	2,909	4,143	4,700	3,222	5,020
14	144 x 54 x 1 1/2	42	3600 x 1350 x 38	1050	T5N__-DR54144	2,094	2,562	2,628	2,694	3,792	4,387	4,845	4,161	5,208
14	156 x 54 x 1 1/2	42	3900 x 1350 x 38	1050	T5N__-DR54156	2,232	2,702	2,768	2,834	3,936	4,564	4,989	4,305	5,353
16	168 x 54 x 1 1/2	42	4200 x 1350 x 38	1050	T5N__-DR54168	2,379	2,892	2,958	3,024	4,132	4,761	5,202	4,496	5,565
16	180 x 54 x 1 1/2	42	4500 x 1350 x 38	1050	T5N__-DR54180	2,518	3,030	3,096	3,163	4,271	4,905	5,346	4,635	5,710
18	192 x 54 x 1 1/2	42	4800 x 1350 x 38	1050	T5N__-DR54192	2,661	3,173	3,239	3,305	4,413	5,064	5,488	4,778	5,852

Surface 5. Smooth edge N. Specify matching (N) or contrasting (K, S, W) edge. Grommet/module option: specify no module (N) or an accent color (K, S, W) after the edge color and specify the type of grommet/module at the end of the product code.

Boat surfaces

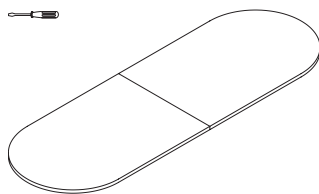


Laminate surface 1 1/2" (38 mm) thick, 2 sections. Channel for cable management included with option of grommet(s), electrical module(s) or table center. **Must be ordered separately: 3 leg kits or 3 bases.**

10	108 x 48 x 1 1/2	36	2700 x 1200 x 38	900	T5N__-B48108	1,553	1,978	2,044	2,111	2,452	3,681	4,238	2,816	4,569
10	120 x 48 x 1 1/2	36	3000 x 1200 x 38	900	T5N__-B48120	1,681	2,106	2,172	2,239	2,580	3,815	4,366	2,944	4,730
12	132 x 48 x 1 1/2	36	3300 x 1200 x 38	900	T5N__-B48132	1,807	2,275	2,342	2,408	2,755	3,990	4,547	3,069	4,867
12	144 x 48 x 1 1/2	36	3600 x 1200 x 38	900	T5N__-B48144	1,920	2,389	2,455	2,521	3,618	4,214	4,671	3,988	5,035
14	156 x 48 x 1 1/2	36	3900 x 1200 x 38	900	T5N__-B48156	2,046	2,515	2,581	2,647	3,750	4,379	4,803	4,119	5,166
14	168 x 48 x 1 1/2	36	4200 x 1200 x 38	900	T5N__-B48168	2,174	2,686	2,752	2,818	3,926	4,555	4,996	4,290	5,359
16	180 x 48 x 1 1/2	36	4500 x 1200 x 38	900	T5N__-B48180	2,293	2,806	2,872	2,938	4,047	4,680	5,121	4,410	5,485
16	192 x 48 x 1 1/2	36	4800 x 1200 x 38	900	T5N__-B48192	2,427	2,939	3,005	3,071	4,180	4,830	5,254	4,543	5,619
12	108 x 54 x 1 1/2	42	2700 x 1350 x 38	1050	T5N__-B54108	1,681	2,106	2,172	2,239	2,580	3,809	4,366	2,944	4,697
12	120 x 54 x 1 1/2	42	3000 x 1350 x 38	1050	T5N__-B54120	1,823	2,247	2,313	2,379	2,721	3,955	4,507	3,085	4,871
14	132 x 54 x 1 1/2	42	3300 x 1350 x 38	1050	T5N__-B54132	1,960	2,429	2,495	2,561	2,909	4,143	4,700	3,222	5,020
14	144 x 54 x 1 1/2	42	3600 x 1350 x 38	1050	T5N__-B54144	2,094	2,562	2,628	2,694	3,792	4,387	4,845	4,161	5,208
16	156 x 54 x 1 1/2	42	3900 x 1350 x 38	1050	T5N__-B54156	2,232	2,702	2,768	2,834	3,936	4,564	4,989	4,305	5,353
16	168 x 54 x 1 1/2	42	4200 x 1350 x 38	1050	T5N__-B54168	2,379	2,892	2,958	3,024	4,132	4,761	5,202	4,496	5,565
18	180 x 54 x 1 1/2	42	4500 x 1350 x 38	1050	T5N__-B54180	2,518	3,030	3,096	3,163	4,271	4,905	5,346	4,635	5,710
18	192 x 54 x 1 1/2	42	4800 x 1350 x 38	1050	T5N__-B54192	2,661	3,173	3,239	3,305	4,413	5,064	5,488	4,778	5,852

Surface 5. Smooth edge N. Specify matching (N) or contrasting (K, S, W) edge. Grommet/module option: specify no module (N) or an accent color (K, S, W) after the edge color and specify the type of grommet/module at the end of the product code.

Racetrack surfaces



Laminate surface 1 1/2" (38 mm) thick, 2 sections. Channel for cable management included with option of grommet(s), electrical module(s) or table center. **Must be ordered separately: 3 leg kits or 3 bases.**

10	108 x 48 x 1 1/2	36	2700 x 1200 x 38	900	T5N__-RT48108	1,595	2,020	2,086	2,153	2,494	3,723	4,280	2,858	4,611
10	120 x 48 x 1 1/2	36	3000 x 1200 x 38	900	T5N__-RT48120	1,721	2,145	2,211	2,277	2,620	3,855	4,406	2,983	4,769
12	132 x 48 x 1 1/2	36	3300 x 1200 x 38	900	T5N__-RT48132	1,840	2,309	2,375	2,441	2,788	4,023	4,580	3,103	4,899
12	144 x 48 x 1 1/2	36	3600 x 1200 x 38	900	T5N__-RT48144	1,968	2,437	2,503	2,569	3,666	4,261	4,719	4,035	5,083
14	156 x 48 x 1 1/2	36	3900 x 1200 x 38	900	T5N__-RT48156	2,087	2,556	2,622	2,688	3,791	4,418	4,844	4,160	5,207
14	168 x 48 x 1 1/2	36	4200 x 1200 x 38	900	T5N__-RT48168	2,213	2,727	2,793	2,859	3,967	4,595	5,036	4,330	5,400
16	180 x 48 x 1 1/2	36	4500 x 1200 x 38	900	T5N__-RT48180	2,333	2,846	2,912	2,978	4,086	4,720	5,161	4,450	5,525
16	192 x 48 x 1 1/2	36	4800 x 1200 x 38	900	T5N__-RT48192	2,466	2,979	3,045	3,111	4,219	4,870	5,294	4,583	5,658
12	108 x 54 x 1 1/2	42	2700 x 1350 x 38	1050	T5N__-RT54108	1,741	2,165	2,231	2,297	2,640	3,868	4,426	3,003	4,757
12	120 x 54 x 1 1/2	42	3000 x 1350 x 38	1050	T5N__-RT54120	1,894	2,318	2,385	2,451	2,793	4,028	4,579	3,156	4,942
14	132 x 54 x 1 1/2	42	3300 x 1350 x 38	1050	T5N__-RT54132	2,046	2,515	2,581	2,647	2,995	4,229	4,786	3,309	5,106
14	144 x 54 x 1 1/2	42	3600 x 1350 x 38	1050	T5N__-RT54144	2,206	2,674	2,741	2,807	3,904	4,499	4,957	4,274	5,320
16	156 x 54 x 1 1/2	42	3900 x 1350 x 38	1050	T5N__-RT54156	2,366	2,835	2,901	2,967	4,070	4,698	5,122	4,438	5,486
16	168 x 54 x 1 1/2	42	4200 x 1350 x 38	1050	T5N__-RT54168	2,518	3,030	3,096	3,163	4,271	4,899	5,340	4,635	5,705
18	180 x 54 x 1 1/2	42	4500 x 1350 x 38	1050	T5N__-RT54180	2,671	3,184	3,250	3,316	4,425	5,058	5,499	4,788	5,863
18	192 x 54 x 1 1/2	42	4800 x 1350 x 38	1050	T5N__-RT54192	2,810	3,323	3,389	3,456	4,563	5,213	5,639	4,927	6,002

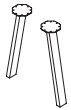
Surface 5. Smooth edge N. Specify matching (N) or contrasting (K, S, W) edge. Grommet/module option: specify no module (N) or an accent color (K, S, W) after the edge color and specify the type of grommet/module at the end of the product code.

QUORUM MULTICONFERENCE

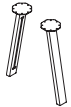
Approx. no. of seats	W x D x H (in)	W x D x H (mm)	Code	(\$)	With options:							
					GC (\$)	G2 (\$)	G3 (\$)	PC (\$)	P2 (\$)	P3 (\$)	CPC (\$)	CPP2 (\$)
Oval surfaces <i>Laminate surface 1 1/2" (38 mm) thick, 2 sections. Channel for cable management included with option of grommet(s), electrical module(s) or table center. Must be ordered separately: 3 leg kits or 3 bases.</i>												
10	108 x 48 x 1 1/2	2700 x 1200 x 38	T5N_-048108	1,595	2,020	2,086	2,153	2,494	3,723	4,280	2,858	4,611
10	120 x 48 x 1 1/2	3000 x 1200 x 38	T5N_-048120	1,721	2,145	2,211	2,277	2,620	3,855	4,406	2,983	4,769
12	132 x 48 x 1 1/2	3300 x 1200 x 38	T5N_-048132	1,840	2,309	2,375	2,441	2,788	4,023	4,580	3,103	4,899
12	144 x 48 x 1 1/2	3600 x 1200 x 38	T5N_-048144	1,968	2,437	2,503	2,569	3,666	4,261	4,719	4,035	5,083
14	156 x 48 x 1 1/2	3900 x 1200 x 38	T5N_-048156	2,087	2,556	2,622	2,688	3,791	4,418	4,844	4,160	5,207
14	168 x 48 x 1 1/2	4200 x 1200 x 38	T5N_-048168	2,213	2,727	2,793	2,859	3,967	4,595	5,036	4,330	5,400
16	180 x 48 x 1 1/2	4500 x 1200 x 38	T5N_-048180	2,333	2,846	2,912	2,978	4,086	4,720	5,161	4,450	5,525
16	192 x 48 x 1 1/2	4800 x 1200 x 38	T5N_-048192	2,466	2,979	3,045	3,111	4,219	4,870	5,294	4,583	5,658
12	108 x 54 x 1 1/2	2700 x 1350 x 38	T5N_-054108	1,741	2,165	2,231	2,297	2,640	3,868	4,426	3,003	4,757
12	120 x 54 x 1 1/2	3000 x 1350 x 38	T5N_-054120	1,894	2,318	2,385	2,451	2,793	4,028	4,579	3,156	4,942
14	132 x 54 x 1 1/2	3300 x 1350 x 38	T5N_-054132	2,046	2,515	2,581	2,647	2,995	4,229	4,786	3,309	5,106
14	144 x 54 x 1 1/2	3600 x 1350 x 38	T5N_-054144	2,206	2,674	2,741	2,807	3,904	4,499	4,957	4,274	5,320
15	156 x 54 x 1 1/2	3900 x 1350 x 38	T5N_-054156	2,366	2,835	2,901	2,967	4,070	4,698	5,122	4,438	5,486
15	168 x 54 x 1 1/2	4200 x 1350 x 38	T5N_-054168	2,518	3,030	3,096	3,163	4,271	4,899	5,340	4,635	5,705
16	180 x 54 x 1 1/2	4500 x 1350 x 38	T5N_-054180	2,671	3,184	3,250	3,316	4,425	5,058	5,499	4,788	5,863
16	192 x 54 x 1 1/2	4800 x 1350 x 38	T5N_-054192	2,810	3,323	3,389	3,456	4,563	5,213	5,639	4,927	6,002

Surface 5. Smooth edge N. Specify matching (N) or contrasting (K, S, W) edge. Grommet/module option: specify no module (N) or an accent color (K, S, W) after the edge color and specify the type of grommet/module at the end of the product code.

W x D x H (in)	W x D x H (mm)	Code	(\$)
LEGS, BASES AND ACCESSORIES FOR 2-SECTION SURFACES – 108" TO 192" W			
Metal angled legs			
<i>Kit of 2 steel legs. WM at the end of the code indicates that one leg will have a cavity for cable management.</i>			
<i>Without cable management</i>			
1 1/2 x 3 x 28	38 x 76 x 711	TNNN_-ATL228	414
Specify leg color (K, S, W).			
<i>With cable management</i>			
1 1/2 x 3 x 28	38 x 76 x 711	TNNN_-ATL228WM	441
Specify leg color (K, S, W).			

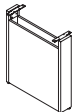


Without cable management

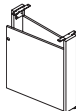


With cable management

Thermofused laminate bases			
<i>Base accommodates cables that plug into a floor outlet. WM at the end of the code indicates a base with 110° hinges and a storage compartment with lock.</i>			
<i>Without cable access</i>			
24 x 4 3/4 x 28	618 x 120 x 711	TNNNN-LB0524	573
24 x 9 x 28	618 x 225 x 711	TNNNN-LB0924	632
<i>With cable access</i>			
24 x 4 3/4 x 28	618 x 120 x 711	TNNNN-LB0524WM	684
24 x 9 x 28	618 x 225 x 711	TNNNN-LB0924WM	803

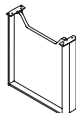


Without cable access

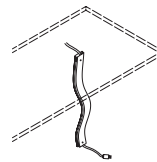


With cable access

U-shape combined base			
<i>Laminate base with aluminum contours.</i>			
24 x 6 x 28	630 x 150 x 711	TNNN_-UCB24	603
Specify accent color (K, S, W).			



W x D x H (in)	W x D x H (mm)	Code	(\$)
Fabric vertical wire cover			
<i>Allows vertical cable management. Diameter of 2 1/2" (63 mm). With zipper. All United Chair® standard fabrics are applicable.</i>			
2 1/2 x 2 1/2 x 52	63 x 63 x 1320	DVW48	88 93 102 107 118 130 142
Specify the fabric code at the end of the product code.			



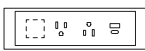
Cable management fasteners			
<i>Install beneath work surfaces. Make it possible to pinch cables beneath the work surface for cable management. Grey. Pack of 5.</i>			
5 1/2 x 1 1/2 x 1	140 x 40 x 25	LGC-WMC05	102



TECHNOLOGY INTEGRATION



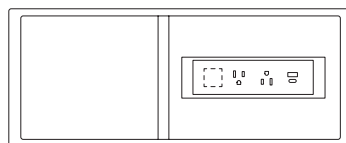
GC, G2, G3
Grommet(s)



PC, P2, P3
Electrical/communication module(s)

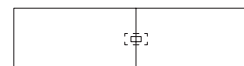


Can accept a connector
(LGC-RJ45K, LGC-HDMI_, LGC-USBCK, etc.)



CPC, CPP2
Table center with electrical/communication module(s)

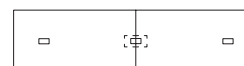
POSITIONING



GC, PC, CPC



G2, P2



G3, P3, CPP2

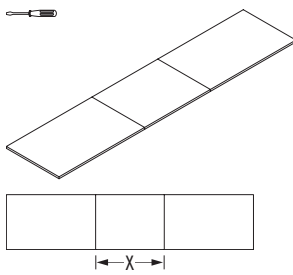
= ASSEMBLY REQUIRED

= QUICKSHIP PROGRAM

Approx. no. of seats	W x D x H (in)	X (in)	Y (in)	W x D x H (mm)	X (mm)	Y (mm)	Code	(\$)	With options:						
									GC (\$)	G2 (\$)	G3 (\$)	PC (\$)	P2 (\$)	P3 (\$)	CPC (\$)

3-SECTION SURFACES – 204" TO 252" W

Rectangular surfaces



Laminate surface 1/2" (38 mm) thick, 3 sections. Channel for cable management included with option of grommet(s), electrical module(s) or table center.
Must be ordered separately: 4 leg kits or 4 bases.

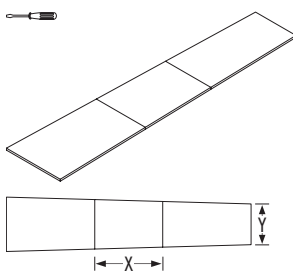
18	204 x 48 x 1 1/2	60		5100 x 1200 x 38	1500		T5N__RC48204	2,558	3,533	3,599	3,666	4,907	5,606	5,987	5,275	6,350
18	216 x 48 x 1 1/2	60		5400 x 1200 x 38	1500		T5N__RC48216	2,739	3,716	3,782	3,848	5,088	5,789	6,169	5,458	6,532
20	228 x 48 x 1 1/2	60		5700 x 1200 x 38	1500		T5N__RC48228	2,904	3,929	3,995	4,061	5,313	6,013	6,587	5,676	6,950
20	240 x 48 x 1 1/2	60		6000 x 1200 x 38	1500		T5N__RC48240	3,064	4,089	4,155	4,221	5,478	6,173	6,746	5,847	7,110
22	252 x 48 x 1 1/2	60		6300 x 1200 x 38	1500		T5N__RC48252	3,250	4,276	4,342	4,408	5,665	6,387	6,932	6,034	7,296
20	204 x 54 x 1 1/2	60		5100 x 1350 x 38	1500		T5N__RC54204	2,705	3,680	3,746	3,813	5,053	5,753	6,133	5,422	6,497
20	216 x 54 x 1 1/2	60		5400 x 1350 x 38	1500		T5N__RC54216	2,844	3,820	3,886	3,952	5,193	5,893	6,274	5,562	6,637
22	228 x 54 x 1 1/2	60		5700 x 1350 x 38	1500		T5N__RC54228	2,984	4,010	4,076	4,142	5,394	6,093	6,666	5,757	7,031
22	240 x 54 x 1 1/2	60		6000 x 1350 x 38	1500		T5N__RC54240	3,130	4,155	4,221	4,287	5,544	6,239	6,812	5,914	7,176
24	252 x 54 x 1 1/2	60		6300 x 1350 x 38	1500		T5N__RC54252	3,262	4,287	4,353	4,419	5,676	6,399	6,945	6,046	7,308

Surface 5. Smooth edge N. Specify matching (N) or contrasting (K, S, W) edge. Grommet/module option: specify no module (N) or an accent color (K, S, W) after the edge color and specify the type of grommet/module at the end of the product code.

18	204 x 48 x 1 1/2	60		5100 x 1200 x 38	1500		T5K__RC48204	3,198	4,174	4,240	4,306	5,547	6,246	6,628	5,916	6,991
18	216 x 48 x 1 1/2	60		5400 x 1200 x 38	1500		T5K__RC48216	3,423	4,400	4,466	4,532	5,772	6,472	6,852	6,141	7,216
20	228 x 48 x 1 1/2	60		5700 x 1200 x 38	1500		T5K__RC48228	3,631	4,656	4,722	4,788	6,040	6,740	7,313	6,403	7,677
20	240 x 48 x 1 1/2	60		6000 x 1200 x 38	1500		T5K__RC48240	3,830	4,855	4,921	4,988	6,244	6,939	7,513	6,614	7,876
22	252 x 48 x 1 1/2	60		6300 x 1200 x 38	1500		T5K__RC48252	4,062	5,088	5,154	5,221	6,477	7,200	7,745	6,847	8,109
20	204 x 54 x 1 1/2	60		5100 x 1350 x 38	1500		T5K__RC54204	3,381	4,358	4,424	4,490	5,730	6,430	6,810	6,099	7,174
20	216 x 54 x 1 1/2	60		5400 x 1350 x 38	1500		T5K__RC54216	3,555	4,532	4,598	4,664	5,904	6,605	6,985	6,274	7,348
22	228 x 54 x 1 1/2	60		5700 x 1350 x 38	1500		T5K__RC54228	3,731	4,757	4,823	4,889	6,139	6,840	7,413	6,504	7,777
22	240 x 54 x 1 1/2	60		6000 x 1350 x 38	1500		T5K__RC54240	3,911	4,937	5,003	5,069	6,326	7,020	7,594	6,696	7,958
24	252 x 54 x 1 1/2	60		6300 x 1350 x 38	1500		T5K__RC54252	4,078	5,103	5,169	5,235	6,492	7,215	7,761	6,862	8,124

Surface 5. Knife edge K. Specify matching (N) or contrasting (K, S, W) edge. Grommet/module option: specify no module (N) or an accent color (K, S, W) after the edge color and specify the type of grommet/module at the end of the product code.

A-shape surfaces



Laminate surface 1/2" (38 mm) thick, 3 sections. Channel for cable management included with option of grommet(s), electrical module(s) or table center.
Must be ordered separately: 4 leg kits or 4 bases.

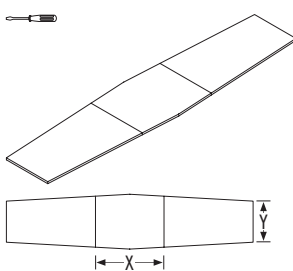
16	204 x 48 x 1 1/2	60	36	5100 x 1200 x 38	1500	900	T5N__A48204	2,712	3,688	3,754	3,820	5,061	5,760	6,141	5,430	6,505
16	216 x 48 x 1 1/2	60	36	5400 x 1200 x 38	1500	900	T5N__A48216	2,884	3,860	3,926	3,992	5,232	5,933	6,313	5,602	6,677
18	228 x 48 x 1 1/2	60	36	5700 x 1200 x 38	1500	900	T5N__A48228	3,044	4,070	4,136	4,202	5,453	6,153	6,726	5,817	7,091
18	240 x 48 x 1 1/2	60	36	6000 x 1200 x 38	1500	900	T5N__A48240	3,231	4,256	4,322	4,388	5,645	6,340	6,913	6,014	7,277
20	252 x 48 x 1 1/2	60	36	6300 x 1200 x 38	1500	900	T5N__A48252	3,395	4,419	4,486	4,552	5,809	6,531	7,077	6,178	7,440
18	204 x 54 x 1 1/2	60	42	5100 x 1350 x 38	1500	1050	T5N__A54204	2,957	3,932	3,998	4,065	5,306	6,005	6,386	5,674	6,749
18	216 x 54 x 1 1/2	60	42	5400 x 1350 x 38	1500	1050	T5N__A54216	3,104	4,079	4,145	4,212	5,452	6,152	6,532	5,821	6,896
20	228 x 54 x 1 1/2	60	42	5700 x 1350 x 38	1500	1050	T5N__A54228	3,243	4,269	4,335	4,402	5,652	6,353	6,926	6,017	7,290
20	240 x 54 x 1 1/2	60	42	6000 x 1350 x 38	1500	1050	T5N__A54240	3,382	4,408	4,474	4,540	5,797	6,491	7,064	6,167	7,429
22	252 x 54 x 1 1/2	60	42	6300 x 1350 x 38	1500	1050	T5N__A54252	3,515	4,541	4,607	4,674	5,930	6,653	7,198	6,300	7,562

Surface 5. Smooth edge N. Specify matching (N) or contrasting (K, S, W) edge. Grommet/module option: specify no module (N) or an accent color (K, S, W) after the edge color and specify the type of grommet/module at the end of the product code.

16	204 x 48 x 1 1/2	60	36	5100 x 1200 x 38	1500	900	T5K__A48204	3,389	4,365	4,431	4,497	5,737	6,438	6,818	6,107	7,182
16	216 x 48 x 1 1/2	60	36	5400 x 1200 x 38	1500	900	T5K__A48216	3,607	4,582	4,648	4,715	5,955	6,655	7,035	6,324	7,399
18	228 x 48 x 1 1/2	60	36	5700 x 1200 x 38	1500	900	T5K__A48228	3,807	4,832	4,898	4,964	6,216	6,916	7,490	6,579	7,853
18	240 x 48 x 1 1/2	60	36	6000 x 1200 x 38	1500	900	T5K__A48240	4,038	5,064	5,130	5,196	6,453	7,147	7,721	6,822	8,085
20	252 x 48 x 1 1/2	60	36	6300 x 1200 x 38	1500	900	T5K__A48252	4,245	5,270	5,336	5,402	6,659	7,382	7,928	7,029	8,291
18	204 x 54 x 1 1/2	60	42	5100 x 1350 x 38	1500	1050	T5K__A54204	3,697	4,673	4,739	4,805	6,045	6,745	7,125	6,414	7,490
18	216 x 54 x 1 1/2	60	42	5400 x 1350 x 38	1500	1050	T5K__A54216	3,880	4,855	4,921	4,988	6,228	6,928	7,308	6,597	7,672
20	228 x 54 x 1 1/2	60	42	5700 x 1350 x 38	1500	1050	T5K__A54228	4,055	5,080	5,146	5,212	6,464	7,164	7,737	6,828	8,101
20	240 x 54 x 1 1/2	60	42	6000 x 1350 x 38	1500	1050	T5K__A54240	4,227	5,252	5,318	5,384	6,641	7,336	7,910	7,011	8,273
22	252 x 54 x 1 1/2	60	42	6300 x 1350 x 38	1500	1050	T5K__A54252	4,394	5,420	5,486	5,552	6,809	7,532	8,077	7,179	8,441

Surface 5. Knife edge K. Specify matching (N) or contrasting (K, S, W) edge. Grommet/module option: specify no module (N) or an accent color (K, S, W) after the edge color and specify the type of grommet/module at the end of the product code.

Diamond surfaces



Laminate surface 1/2" (38 mm) thick, 3 sections. Channel for cable management included with option of grommet(s), electrical module(s) or table center.
Must be ordered separately: 4 leg kits or 4 bases.

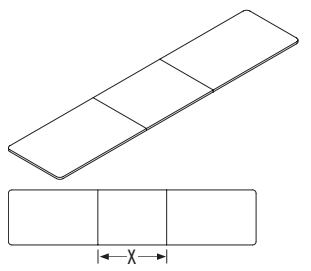
16	204 x 48 x 1 1/2	60	36	5100 x 1200 x 38	1500	900	T5N__D48204	2,712	3,688	3,754	3,820	5,061	5,760	6,141	5,430	6,505
16	216 x 48 x 1 1/2	60	36	5400 x 1200 x 38	1500	900	T5N__D48216	2,884	3,860	3,926	3,992	5,232	5,933	6,313	5,602	6,677
18	228 x 48 x 1 1/2	60	36	5700 x 1200 x 38	1500	900	T5N__D48228	3,044	4,070	4,136	4,202	5,453	6,153	6,726	5,817	7,091
18	240 x 48 x 1 1/2	60	36	6000 x 1200 x 38	1500	900	T5N__D48240	3,231	4,256	4,322	4,388	5,645	6,340	6,913	6,014	7,277
20	252 x 48 x 1 1/2	60	36	6300 x 1200 x 38	1500	900	T5N__D48252	3,395	4,419	4,486	4,552	5,809	6,531	7,077	6,178	7,440
18	204 x 54 x 1 1/2	60	42	5100 x 1350 x 38	1500	1050	T5N__D54204	2,957	3,932	3,998	4,065	5,306	6,005	6,386	5,674	6,749
18	216 x 54 x 1 1/2	60	42	5400 x 1350 x 38	1500	1050	T5N__D54216	3,104	4,079	4,145	4,212	5,452	6,152	6,532	5,821	6,896
20	228 x 54 x 1 1/2	60	42	5700 x 1350 x 38	1500	1050	T5N__D54228	3,243	4,269	4,335	4,402	5,652	6,353	6,926	6,017	7,290
20	240 x 54 x 1 1/2	60	42	6000 x 1350 x 38	1500	1050	T5N__D54240	3,382	4,408	4,474	4,540	5,797	6,491	7,064	6,167	7,429
22	252 x 54 x 1 1/2	60	42	6300 x 1350 x 38	1500	1050	T5N__D54252	3,515	4,541	4,607	4,674	5,930	6,653	7,198	6,300	7,562

Surface 5. Smooth edge N. Specify matching (N) or contrasting (K, S, W) edge. Grommet/module option: specify no module (N) or an accent color (K, S, W) after the edge color and specify the type of grommet/module at the end of the product code.

Approx. no. of seats W x D x H (in) X (in) Y (in) W x D x H (mm) X (mm) Y (mm) Code (\$) With options: GC (\$) G2 (\$) G3 (\$) PC (\$) P2 (\$) P3 (\$) CPC (\$) CPP2 (\$)

Rectangular surfaces with radius corners

Laminate surface 1/2" (38 mm) thick, 3 sections. Channel for cable management included with option of grommet(s), electrical module(s) or table center. **Must be ordered separately: 4 leg kits or 4 bases.**

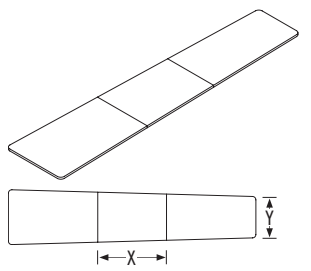


18	204 x 48 x 1 1/2	60		5100 x 1200 x 38	1500		T5N_-RCR48204	2,712	3,688	3,754	3,820	5,061	5,760	6,141	5,430	6,505
18	216 x 48 x 1 1/2	60		5400 x 1200 x 38	1500		T5N_-RCR48216	2,884	3,860	3,926	3,992	5,232	5,933	6,313	5,602	6,677
20	228 x 48 x 1 1/2	60		5700 x 1200 x 38	1500		T5N_-RCR48228	3,044	4,070	4,136	4,202	5,453	6,153	6,726	5,817	7,091
20	240 x 48 x 1 1/2	60		6000 x 1200 x 38	1500		T5N_-RCR48240	3,231	4,256	4,322	4,388	5,645	6,340	6,913	6,014	7,277
22	252 x 48 x 1 1/2	60		6300 x 1200 x 38	1500		T5N_-RCR48252	3,395	4,419	4,486	4,552	5,809	6,531	7,077	6,178	7,440
20	204 x 54 x 1 1/2	60		5100 x 1350 x 38	1500		T5N_-RCR54204	2,957	3,932	3,998	4,065	5,306	6,005	6,386	5,674	6,749
20	216 x 54 x 1 1/2	60		5400 x 1350 x 38	1500		T5N_-RCR54216	3,104	4,079	4,145	4,212	5,452	6,152	6,532	5,821	6,896
22	228 x 54 x 1 1/2	60		5700 x 1350 x 38	1500		T5N_-RCR54228	3,243	4,269	4,335	4,402	5,652	6,353	6,926	6,017	7,290
22	240 x 54 x 1 1/2	60		6000 x 1350 x 38	1500		T5N_-RCR54240	3,382	4,408	4,474	4,540	5,797	6,491	7,064	6,167	7,429
24	252 x 54 x 1 1/2	60		6300 x 1350 x 38	1500		T5N_-RCR54252	3,515	4,541	4,607	4,674	5,930	6,653	7,198	6,300	7,562

Surface 5. Smooth edge N. Specify matching (N) or contrasting (K, S, W) edge. Grommet/module option: specify no module (N) or an accent color (K, S, W) after the edge color and specify the type of grommet/module at the end of the product code.

A-shape surfaces with radius corners

Laminate surface 1/2" (38 mm) thick, 3 sections. Channel for cable management included with option of grommet(s), electrical module(s) or table center. **Must be ordered separately: 4 leg kits or 4 bases.**

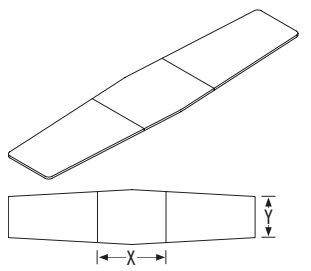


16	204 x 48 x 1 1/2	60	36	5100 x 1200 x 38	1500	900	T5N_-AR48204	2,712	3,688	3,754	3,820	5,061	5,760	6,141	5,430	6,505
16	216 x 48 x 1 1/2	60	36	5400 x 1200 x 38	1500	900	T5N_-AR48216	2,884	3,860	3,926	3,992	5,232	5,933	6,313	5,602	6,677
18	228 x 48 x 1 1/2	60	36	5700 x 1200 x 38	1500	900	T5N_-AR48228	3,044	4,070	4,136	4,202	5,453	6,153	6,726	5,817	7,091
18	240 x 48 x 1 1/2	60	36	6000 x 1200 x 38	1500	900	T5N_-AR48240	3,231	4,256	4,322	4,388	5,645	6,340	6,913	6,014	7,277
20	252 x 48 x 1 1/2	60	36	6300 x 1200 x 38	1500	900	T5N_-AR48252	3,395	4,419	4,486	4,552	5,809	6,531	7,077	6,178	7,440
18	204 x 54 x 1 1/2	60	42	5100 x 1350 x 38	1500	1050	T5N_-AR54204	2,957	3,932	3,998	4,065	5,306	6,005	6,386	5,674	6,749
18	216 x 54 x 1 1/2	60	42	5400 x 1350 x 38	1500	1050	T5N_-AR54216	3,104	4,079	4,145	4,212	5,452	6,152	6,532	5,821	6,896
20	228 x 54 x 1 1/2	60	42	5700 x 1350 x 38	1500	1050	T5N_-AR54228	3,243	4,269	4,335	4,402	5,652	6,353	6,926	6,017	7,290
20	240 x 54 x 1 1/2	60	42	6000 x 1350 x 38	1500	1050	T5N_-AR54240	3,382	4,408	4,474	4,540	5,797	6,491	7,064	6,167	7,429
22	252 x 54 x 1 1/2	60	42	6300 x 1350 x 38	1500	1050	T5N_-AR54252	3,515	4,541	4,607	4,674	5,930	6,653	7,198	6,300	7,562

Surface 5. Smooth edge N. Specify matching (N) or contrasting (K, S, W) edge. Grommet/module option: specify no module (N) or an accent color (K, S, W) after the edge color and specify the type of grommet/module at the end of the product code.

Diamond surfaces with radius corners

Laminate surface 1/2" (38 mm) thick, 3 sections. Channel for cable management included with option of grommet(s), electrical module(s) or table center. **Must be ordered separately: 4 leg kits or 4 bases.**

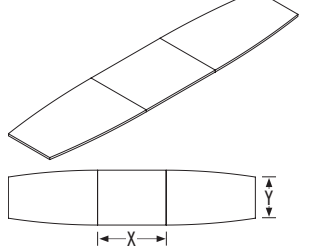


16	204 x 48 x 1 1/2	60	36	5100 x 1200 x 38	1500	900	T5N_-DR48204	2,712	3,688	3,754	3,820	5,061	5,760	6,141	5,430	6,505
16	216 x 48 x 1 1/2	60	36	5400 x 1200 x 38	1500	900	T5N_-DR48216	2,884	3,860	3,926	3,992	5,232	5,933	6,313	5,602	6,677
18	228 x 48 x 1 1/2	60	36	5700 x 1200 x 38	1500	900	T5N_-DR48228	3,044	4,070	4,136	4,202	5,453	6,153	6,726	5,817	7,091
18	240 x 48 x 1 1/2	60	36	6000 x 1200 x 38	1500	900	T5N_-DR48240	3,231	4,256	4,322	4,388	5,645	6,340	6,913	6,014	7,277
20	252 x 48 x 1 1/2	60	36	6300 x 1200 x 38	1500	900	T5N_-DR48252	3,395	4,419	4,486	4,552	5,809	6,531	7,077	6,178	7,440
18	204 x 54 x 1 1/2	60	42	5100 x 1350 x 38	1500	1050	T5N_-DR54204	2,957	3,932	3,998	4,065	5,306	6,005	6,386	5,674	6,749
18	216 x 54 x 1 1/2	60	42	5400 x 1350 x 38	1500	1050	T5N_-DR54216	3,104	4,079	4,145	4,212	5,452	6,152	6,532	5,821	6,896
20	228 x 54 x 1 1/2	60	42	5700 x 1350 x 38	1500	1050	T5N_-DR54228	3,243	4,269	4,335	4,402	5,652	6,353	6,926	6,017	7,290
20	240 x 54 x 1 1/2	60	42	6000 x 1350 x 38	1500	1050	T5N_-DR54240	3,382	4,408	4,474	4,540	5,797	6,491	7,064	6,167	7,429
22	252 x 54 x 1 1/2	60	42	6300 x 1350 x 38	1500	1050	T5N_-DR54252	3,515	4,541	4,607	4,674	5,930	6,653	7,198	6,300	7,562

Surface 5. Smooth edge N. Specify matching (N) or contrasting (K, S, W) edge. Grommet/module option: specify no module (N) or an accent color (K, S, W) after the edge color and specify the type of grommet/module at the end of the product code.

Boat surfaces

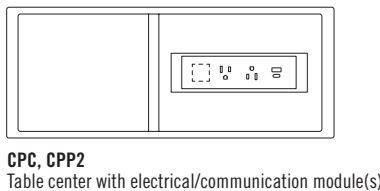
Laminate surface 1/2" (38 mm) thick, 3 sections. Channel for cable management included with option of grommet(s), electrical module(s) or table center. **Must be ordered separately: 4 leg kits or 4 bases.**



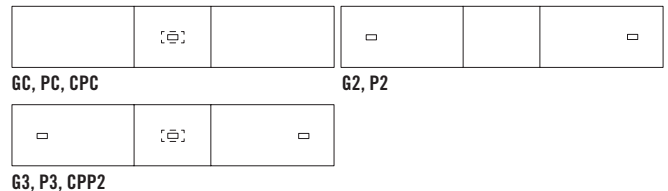
16	204 x 48 x 1 1/2	60	36	5100 x 1200 x 38	1500	900	T5N_-B48204	2,712	3,688	3,754	3,820	5,061	5,760	6,141	5,430	6,505
16	216 x 48 x 1 1/2	60	36	5400 x 1200 x 38	1500	900	T5N_-B48216	2,884	3,860	3,926	3,992	5,232	5,933	6,313	5,602	6,677
18	228 x 48 x 1 1/2	60	36	5700 x 1200 x 38	1500	900	T5N_-B48228	3,044	4,070	4,136	4,202	5,453	6,153	6,726	5,817	7,091
18	240 x 48 x 1 1/2	60	36	6000 x 1200 x 38	1500	900	T5N_-B48240	3,231	4,256	4,322	4,388	5,645	6,340	6,913	6,014	7,277
20	252 x 48 x 1 1/2	60	36	6300 x 1200 x 38	1500	900	T5N_-B48252	3,395	4,419	4,486	4,552	5,809	6,531	7,077	6,178	7,440
20	204 x 54 x 1 1/2	60	42	5100 x 1350 x 38	1500	1050	T5N_-B54204	2,957	3,932	3,998	4,065	5,306	6,005	6,386	5,674	6,749
20	216 x 54 x 1 1/2	60	42	5400 x 1350 x 38	1500	1050	T5N_-B54216	3,104	4,079	4,145	4,212	5,452	6,152	6,532	5,821	6,896
22	228 x 54 x 1 1/2	60	42	5700 x 1350 x 38	1500	1050	T5N_-B54228	3,243	4,269	4,335	4,402	5,652	6,353	6,926	6,017	7,290
22	240 x 54 x 1 1/2	60	42	6000 x 1350 x 38	1500	1050	T5N_-B54240	3,382	4,408	4,474	4,540	5,797	6,491	7,064	6,167	7,429
24	252 x 54 x 1 1/2	60	42	6300 x 1350 x 38	1500	1050	T5N_-B54252	3,515	4,541	4,607	4,674	5,930	6,653	7,198	6,300	7,562

Surface 5. Smooth edge N. Specify matching (N) or contrasting (K, S, W) edge. Grommet/module option: specify no module (N) or an accent color (K, S, W) after the edge color and specify the type of grommet/module at the end of the product code.

TECHNOLOGY INTEGRATION



POSITIONING



ASSEMBLY REQUIRED

Approx. no. of seats	W x D x H (in)	X (in)	W x D x H (mm)	X (mm)	Code	(\$)	With options:							
							GC (\$)	G2 (\$)	G3 (\$)	PC (\$)	P2 (\$)	P3 (\$)	CPC (\$)	CPP2 (\$)
Racetrack surfaces														
Laminate surface 1½" (38 mm) thick, 3 sections. Channel for cable management included with option of grommet(s), electrical module(s) or table center. Must be ordered separately: 4 leg kits or 4 bases.														
18	204 x 48 x 1½	60	5100 x 1200 x 38	1500	T5N__-RT48204	2,831	3,807	3,873	3,940	5,180	5,880	6,260	5,549	6,623
18	216 x 48 x 1½	60	5400 x 1200 x 38	1500	T5N__-RT48216	3,017	3,992	4,058	4,124	5,364	6,065	6,445	5,734	6,809
20	228 x 48 x 1½	60	5700 x 1200 x 38	1500	T5N__-RT48228	3,216	4,241	4,307	4,373	5,625	6,325	6,899	5,989	7,262
20	240 x 48 x 1½	60	6000 x 1200 x 38	1500	T5N__-RT48240	3,395	4,419	4,486	4,552	5,809	6,504	7,077	6,178	7,440
22	252 x 48 x 1½	60	6300 x 1200 x 38	1500	T5N__-RT48252	3,562	4,586	4,653	4,719	5,976	6,698	7,244	6,345	7,607
20	204 x 54 x 1½	60	5100 x 1350 x 38	1500	T5N__-RT54204	3,104	4,079	4,145	4,212	5,452	6,152	6,532	5,821	6,896
20	216 x 54 x 1½	60	5400 x 1350 x 38	1500	T5N__-RT54216	3,257	4,233	4,299	4,365	5,605	6,305	6,685	5,975	7,050
22	228 x 54 x 1½	60	5700 x 1350 x 38	1500	T5N__-RT54228	3,410	4,435	4,501	4,568	5,819	6,519	7,093	6,182	7,456
22	240 x 54 x 1½	60	6000 x 1350 x 38	1500	T5N__-RT54240	3,562	4,586	4,653	4,719	5,976	6,671	7,244	6,345	7,607
24	252 x 54 x 1½	60	6300 x 1350 x 38	1500	T5N__-RT54252	3,716	4,741	4,807	4,873	6,130	6,852	7,398	6,500	7,762

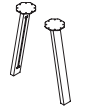
Surface 5. Smooth edge N. Specify matching (N) or contrasting (K, S, W) edge. Grommet/module option: specify no module (N) or an accent color (K, S, W) after the edge color and specify the type of grommet/module at the end of the product code.

Approx. no. of seats	W x D x H (in)	X (in)	W x D x H (mm)	X (mm)	Code	(\$)	With options:							
							GC (\$)	G2 (\$)	G3 (\$)	PC (\$)	P2 (\$)	P3 (\$)	CPC (\$)	CPP2 (\$)
Oval surfaces														
Laminate surface 1½" (38 mm) thick, 3 sections. Channel for cable management included with option of grommet(s), electrical module(s) or table center. Must be ordered separately: 4 leg kits or 4 bases.														
18	204 x 48 x 1½	60	5100 x 1200 x 38	1500	T5N__-048204	2,831	3,807	3,873	3,940	5,180	5,880	6,260	5,549	6,623
18	216 x 48 x 1½	60	5400 x 1200 x 38	1500	T5N__-048216	3,017	3,992	4,058	4,124	5,364	6,065	6,445	5,734	6,809
20	228 x 48 x 1½	60	5700 x 1200 x 38	1500	T5N__-048228	3,216	4,241	4,307	4,373	5,625	6,325	6,899	5,989	7,262
20	240 x 48 x 1½	60	6000 x 1200 x 38	1500	T5N__-048240	3,395	4,419	4,486	4,552	5,809	6,504	7,077	6,178	7,440
22	252 x 48 x 1½	60	6300 x 1200 x 38	1500	T5N__-048252	3,562	4,586	4,653	4,719	5,976	6,698	7,244	6,345	7,607
20	204 x 54 x 1½	60	5100 x 1350 x 38	1500	T5N__-054204	3,104	4,079	4,145	4,212	5,452	6,152	6,532	5,821	6,896
20	216 x 54 x 1½	60	5400 x 1350 x 38	1500	T5N__-054216	3,257	4,233	4,299	4,365	5,605	6,305	6,685	5,975	7,050
22	228 x 54 x 1½	60	5700 x 1350 x 38	1500	T5N__-054228	3,410	4,435	4,501	4,568	5,819	6,519	7,093	6,182	7,456
22	240 x 54 x 1½	60	6000 x 1350 x 38	1500	T5N__-054240	3,562	4,586	4,653	4,719	5,976	6,671	7,244	6,345	7,607
24	252 x 54 x 1½	60	6300 x 1350 x 38	1500	T5N__-054252	3,716	4,741	4,807	4,873	6,130	6,852	7,398	6,500	7,762

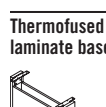
Surface 5. Smooth edge N. Specify matching (N) or contrasting (K, S, W) edge. Grommet/module option: specify no module (N) or an accent color (K, S, W) after the edge color and specify the type of grommet/module at the end of the product code.

LEGS, BASES AND ACCESSORIES FOR 3-SECTION SURFACES – 204" TO 252" W

	W x D x H (in)	W x D x H (mm)	Code	(\$)
Metal angled legs				
Kit of 2 steel legs. WM at the end of the code indicates that one leg will have a cavity for cable management.				
<i>Without cable management</i>				
	1½ x 3 x 28	38 x 76 x 711	TNNN_-ATL228	414
Specify leg color (K, S, W).				
<i>With cable management</i>				
	1½ x 3 x 28	38 x 76 x 711	TNNN_-ATL228WM	441
Specify leg color (K, S, W).				



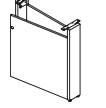
Without cable management



With cable management

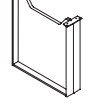
	W x D x H (in)	W x D x H (mm)	Code	(\$)
Thermofused laminate bases				
Base accommodates cables that plug into a floor outlet. WM at the end of the code indicates a base with 110° hinges and a storage compartment with lock.				
<i>Without cable access</i>				
	24 x 4¾ x 28	618 x 120 x 711	TNNNN-LB0524	573
	24 x 9 x 28	618 x 225 x 711	TNNNN-LB0924	632
<i>With cable access</i>				
	24 x 4¾ x 28	618 x 120 x 711	TNNNN-LB0524WM	684
	24 x 9 x 28	618 x 225 x 711	TNNNN-LB0924WM	803

Without cable access



With cable access

	W x D x H (in)	W x D x H (mm)	Code	(\$)
U-shape combined base				
Laminate base with aluminum contours.				
	24 x 6 x 28	630 x 150 x 711	TNNN_-UCB24	603
Specify accent color (K, S, W).				



Fabric vertical wire cover

Allows vertical cable management. Diameter of 2½" (63 mm). With zipper. All United Chair® standard fabrics are applicable.

W x D x H (in)	W x D x H (mm)	Code	Gr1	Gr2	Gr3	Gr4	Gr5	Gr6	Gr8
2½ x 2½ x 52	63 x 63 x 1320	DVW48	88	93	102	107	118	130	142

Specify the fabric code at the end of the product code.



Cable management fasteners

Install beneath work surfaces. Make it possible to pinch cables beneath the work surface for cable management. Grey. Pack of 5.

W x D x H (in)	W x D x H (mm)	Code	(\$)
5½ x 1½ x 1	140 x 40 x 25	LGC-WMC05	102

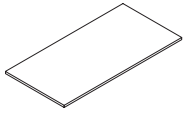


QUORUM MULTICONFERENCE

Approx. no. of seats	W x D x H (in)	W x D x H (mm)	Code	(\$)	With options:					
					GC (\$)	G2 (\$)	PC (\$)	P2 (\$)	CPC (\$)	CPP2 (\$)

1-SECTION SURFACES FOR VIVA AND TRIA BASES – 96" W

Rectangular surfaces



Laminate surface 1/2" (38 mm) thick. Channel for cable management included with option of grommet(s), electrical module(s) or table center.
Must be ordered separately: 2 VIVA or TRIA bases.

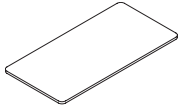
8	96 x 48 x 1 1/2	2400 x 1200 x 38	T5N__-RC4896VT	1,096	1,520	1,587	1,961	3,279	2,325	4,111
8	96 x 54 x 1 1/2	2400 x 1350 x 38	T5N__-RC5496VT	1,242	1,667	1,734	2,108	3,425	2,472	4,258

Surface 5. Smooth edge N. Specify matching (N) or contrasting (K, S, W) edge. Grommet/module option: specify no module (N) or an accent color (K, S, W) after the edge color and specify the type of grommet/module at the end of the product code.

8	96 x 48 x 1 1/2	2400 x 1200 x 38	T5K__-RC4896VT	1,370	1,794	1,861	2,235	3,553	2,600	4,386
8	96 x 54 x 1 1/2	2400 x 1350 x 38	T5K__-RC5496VT	1,552	1,977	2,043	2,418	3,735	2,781	4,568

Surface 5. Knife edge K. Specify matching (N) or contrasting (K, S, W) edge. Grommet/module option: specify no module (N) or an accent color (K, S, W) after the edge color and specify the type of grommet/module at the end of the product code.

Rectangular surfaces with radius corners



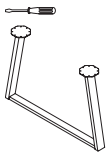
Laminate surface 1/2" (38 mm) thick. Channel for cable management included with option of grommet(s), electrical module(s) or table center.
Must be ordered separately: 2 VIVA or TRIA bases.

8	96 x 48 x 1 1/2	2400 x 1200 x 38	T5N__-RCR4896VT	1,210	1,634	1,700	2,075	3,393	2,439	4,225
8	96 x 54 x 1 1/2	2400 x 1350 x 38	T5N__-RCR5496VT	1,301	1,725	1,791	2,166	3,484	2,531	4,317

Surface 5. Smooth edge N. Specify matching (N) or contrasting (K, S, W) edge. Grommet/module option: specify no module (N) or an accent color (K, S, W) after the edge color and specify the type of grommet/module at the end of the product code.

VIVA AND TRIA BASES AND ACCESSORIES FOR 1-SECTION SURFACES – 96" W

Metal and wood VIVA bases



2 metal angled legs with wood crosspiece. **WM** at the end of the code indicates that one leg will have a cavity for cable management.

Without cable management

42 x 3 x 28	1066 x 76 x 711	TNNN_-VBL228	579
-------------	-----------------	--------------	-----

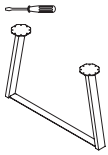
Specify leg color (K,S,W). Specify wood finish at the end of the product code (W20, W21).

With cable management

42 x 3 x 28	1066 x 76 x 711	TNNN_-VBL228WM	607
-------------	-----------------	----------------	-----

Specify leg color (K,S,W). Specify wood finish at the end of the product code (W20, W21).

Metal VIVA bases



2 angled legs with metal crosspiece. **WM** at the end of the code indicates that one leg will have a cavity for cable management.

Without cable management

42 x 3 x 28	1066 x 76 x 711	TNNN_-VMTL228	490
-------------	-----------------	---------------	-----

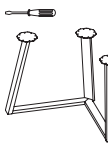
Specify base color (K, S, W).

With cable management

42 x 3 x 28	1066 x 76 x 711	TNNN_-VMTL228WM	519
-------------	-----------------	-----------------	-----

Specify base color (K, S, W).

Metal and wood TRIA bases



3 metal angled legs with wood crosspieces. **WM** at the end of the code indicates that one leg will have a cavity for cable management.

Without cable management

41 x 23 x 28	1030 x 572 x 711	TNNN_-TBL328	987
--------------	------------------	--------------	-----

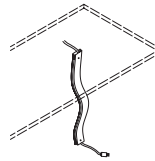
Specify leg color (K,S,W). Specify wood finish at the end of the product code (W20, W21).

With cable management

41 x 23 x 28	1030 x 572 x 711	TNNN_-TBL328WM	1,014
--------------	------------------	----------------	-------

Specify leg color (K,S,W). Specify wood finish at the end of the product code (W20, W21).

Fabric vertical wire cover



Allows vertical cable management. Diameter of 2 1/2" (63 mm). With zipper. All United Chair® standard fabrics are applicable.

W x D x H (in)	W x D x H (mm)	Code	Gr1	Gr2	Gr3	Gr4	Gr5	Gr6	Gr8
2 1/2 x 2 1/2 x 52	63 x 63 x 1320	DVW48	88	93	102	107	118	130	142

Specify the fabric code at the end of the product code.

Cable management fasteners



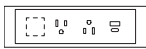
Install beneath work surfaces. Make it possible to pinch cables beneath the work surface for cable management. Grey. Pack of 5.

5 1/2 x 1 1/2 x 1	140 x 40 x 25	LGC-WMC05	102
-------------------	---------------	-----------	-----

TECHNOLOGY INTEGRATION



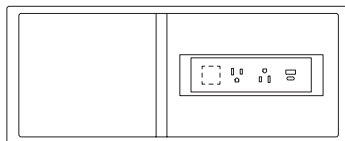
GC, G2
Grommet(s)



PC, P2
Electrical/communication module(s)



Can accept a connector
(LGC-RJ45K, LGC-HDMI_, LGC-USBCK, etc.)



CPC, CPP2
Table center with electrical/communication module(s)

POSITIONING



GC, PC, CPC



G2, P2



CPP2

= ASSEMBLY REQUIRED

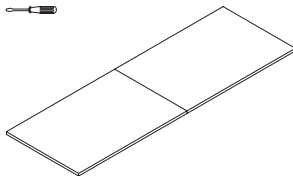
= QUICKSHIP PROGRAM

Approx. no. of seats W x D x H (in) W x D x H (mm) Code (\$)

With options: GC (\$), G2 (\$), G3 (\$), PC (\$), P2 (\$), P3 (\$), CPC (\$), CPP2 (\$)

2-SECTION SURFACES FOR LONG-SPAN TABLES – 108" TO 192" W

Rectangular surfaces for long-span tables



Laminate surface 1 1/2" (38 mm) thick, 2 sections. Reinforcement channel for cable management included. **Must be ordered separately: 2 leg kits or 2 bases.**

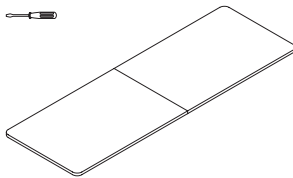
Approx. no. of seats	W x D x H (in)	W x D x H (mm)	Code	(\$)	GC (\$)	G2 (\$)	G3 (\$)	PC (\$)	P2 (\$)	P3 (\$)	CPC (\$)	CPP2 (\$)
10	108 x 48 x 1 1/2	2700 x 1200 x 38	T5N -RCP48108	1,894	1,960	2,027	2,093	2,363	3,592	4,149	2,727	4,513
10	120 x 48 x 1 1/2	3000 x 1200 x 38	T5N -RCP48120	2,064	2,130	2,197	2,263	2,533	3,767	4,319	2,896	4,682
10	132 x 48 x 1 1/2	3300 x 1200 x 38	T5N -RCP48132	2,190	2,256	2,323	2,389	2,660	3,894	4,451	3,023	4,821
12	144 x 48 x 1 1/2	3600 x 1200 x 38	T5N -RCP48144	2,316	2,382	2,449	2,515	3,585	4,180	4,637	3,953	5,001
12	156 x 48 x 1 1/2	3900 x 1200 x 38	T5N -RCP48156	2,479	2,545	2,611	2,678	3,753	4,343	4,806	4,122	5,169
14	168 x 48 x 1 1/2	4200 x 1200 x 38	T5N -RCP48168	2,607	2,673	2,739	2,806	3,920	4,503	4,973	4,283	5,336
14	180 x 48 x 1 1/2	4500 x 1200 x 38	T5N -RCP48180	2,727	2,793	2,859	2,925	4,038	4,628	5,097	4,403	5,461
16	192 x 48 x 1 1/2	4800 x 1200 x 38	T5N -RCP48192	2,851	2,917	2,983	3,049	4,163	4,769	5,222	4,527	5,585
12	108 x 54 x 1 1/2	2700 x 1350 x 38	T5N -RCP54108	2,051	2,117	2,183	2,249	2,519	3,749	4,305	2,883	4,669
12	120 x 54 x 1 1/2	3000 x 1350 x 38	T5N -RCP54120	2,223	2,289	2,355	2,421	2,691	3,926	4,477	3,056	4,842
12	132 x 54 x 1 1/2	3300 x 1350 x 38	T5N -RCP54132	2,349	2,415	2,481	2,547	2,817	4,052	4,608	3,180	4,978
14	144 x 54 x 1 1/2	3600 x 1350 x 38	T5N -RCP54144	2,468	2,534	2,600	2,666	3,735	4,330	4,788	4,104	5,152
14	156 x 54 x 1 1/2	3900 x 1350 x 38	T5N -RCP54156	2,639	2,705	2,771	2,837	3,911	4,501	4,964	4,281	5,329
16	168 x 54 x 1 1/2	4200 x 1350 x 38	T5N -RCP54168	2,758	2,825	2,891	2,957	4,071	4,655	5,123	4,434	5,487
16	180 x 54 x 1 1/2	4500 x 1350 x 38	T5N -RCP54180	2,878	2,944	3,010	3,077	4,190	4,780	5,248	4,554	5,612
18	192 x 54 x 1 1/2	4800 x 1350 x 38	T5N -RCP54192	3,011	3,078	3,144	3,210	4,323	4,930	5,381	4,687	5,746

Surface 5. Smooth edge N. Specify matching (N) or contrasting (K, S, W) edge. Grommet/module option: specify no module (N) or an accent color (K, S, W) after the edge color and specify the type of grommet/module at the end of the product code.

Approx. no. of seats	W x D x H (in)	W x D x H (mm)	Code	(\$)	GC (\$)	G2 (\$)	G3 (\$)	PC (\$)	P2 (\$)	P3 (\$)	CPC (\$)	CPP2 (\$)
10	108 x 48 x 1 1/2	2700 x 1200 x 38	T5K -RCP48108	2,245	2,311	2,377	2,443	2,713	3,943	4,499	3,078	4,864
10	120 x 48 x 1 1/2	3000 x 1200 x 38	T5K -RCP48120	2,448	2,514	2,580	2,646	2,916	4,151	4,702	3,280	5,066
10	132 x 48 x 1 1/2	3300 x 1200 x 38	T5K -RCP48132	2,605	2,671	2,737	2,804	3,073	4,308	4,866	3,438	5,234
12	144 x 48 x 1 1/2	3600 x 1200 x 38	T5K -RCP48144	2,763	2,829	2,895	2,961	4,031	4,626	5,084	4,401	5,447
12	156 x 48 x 1 1/2	3900 x 1200 x 38	T5K -RCP48156	2,956	3,022	3,088	3,154	4,229	4,820	5,283	4,599	5,646
14	168 x 48 x 1 1/2	4200 x 1200 x 38	T5K -RCP48168	3,112	3,178	3,245	3,311	4,425	5,009	5,477	4,788	5,841
14	180 x 48 x 1 1/2	4500 x 1200 x 38	T5K -RCP48180	3,263	3,330	3,396	3,462	4,576	5,165	5,634	4,939	5,998
16	192 x 48 x 1 1/2	4800 x 1200 x 38	T5K -RCP48192	3,419	3,485	3,551	3,617	4,731	5,337	5,790	5,095	6,153
12	108 x 54 x 1 1/2	2700 x 1350 x 38	T5K -RCP54108	2,441	2,507	2,574	2,640	2,910	4,139	4,696	3,273	5,059
12	120 x 54 x 1 1/2	3000 x 1350 x 38	T5K -RCP54120	2,645	2,711	2,777	2,843	3,113	4,348	4,899	3,478	5,264
12	132 x 54 x 1 1/2	3300 x 1350 x 38	T5K -RCP54132	2,802	2,869	2,935	3,001	3,271	4,506	5,063	3,635	5,432
14	144 x 54 x 1 1/2	3600 x 1350 x 38	T5K -RCP54144	2,951	3,017	3,083	3,149	4,218	4,813	5,271	4,587	5,635
14	156 x 54 x 1 1/2	3900 x 1350 x 38	T5K -RCP54156	3,153	3,219	3,285	3,352	4,427	5,017	5,480	4,796	5,843
16	168 x 54 x 1 1/2	4200 x 1350 x 38	T5K -RCP54168	3,304	3,371	3,437	3,503	4,616	5,201	5,669	4,980	6,033
16	180 x 54 x 1 1/2	4500 x 1350 x 38	T5K -RCP54180	3,453	3,520	3,586	3,652	4,765	5,355	5,823	5,129	6,188
18	192 x 54 x 1 1/2	4800 x 1350 x 38	T5K -RCP54192	3,618	3,684	3,751	3,817	4,931	5,537	5,989	5,294	6,353

Surface 5. Knife edge K. Specify matching (N) or contrasting (K, S, W) edge. Grommet/module option: specify no module (N) or an accent color (K, S, W) after the edge color and specify the type of grommet/module at the end of the product code.

Rectangular surfaces with radius corners for long-span tables



Laminate surface 1 1/2" (38 mm) thick, 2 sections. Reinforcement channel for cable management included. **Must be ordered separately: 2 leg kits or 2 bases.**

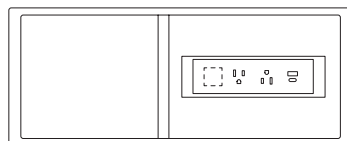
Approx. no. of seats	W x D x H (in)	W x D x H (mm)	Code	(\$)	GC (\$)	G2 (\$)	G3 (\$)	PC (\$)	P2 (\$)	P3 (\$)	CPC (\$)	CPP2 (\$)
10	108 x 48 x 1 1/2	2700 x 1200 x 38	T5N -RCRP48108	2,044	2,111	2,177	2,243	2,513	3,742	4,299	2,876	4,662
10	120 x 48 x 1 1/2	3000 x 1200 x 38	T5N -RCRP48120	2,217	2,283	2,349	2,415	2,685	3,920	4,471	3,048	4,834
10	132 x 48 x 1 1/2	3300 x 1200 x 38	T5N -RCRP48132	2,342	2,408	2,474	2,540	2,810	4,045	4,602	3,174	4,971
12	144 x 48 x 1 1/2	3600 x 1200 x 38	T5N -RCRP48144	2,455	2,521	2,587	2,653	3,723	4,319	4,776	4,093	5,140
12	156 x 48 x 1 1/2	3900 x 1200 x 38	T5N -RCRP48156	2,625	2,691	2,757	2,823	3,899	4,489	4,952	4,268	5,315
14	168 x 48 x 1 1/2	4200 x 1200 x 38	T5N -RCRP48168	2,752	2,818	2,884	2,951	4,064	4,648	5,117	4,428	5,481
14	180 x 48 x 1 1/2	4500 x 1200 x 38	T5N -RCRP48180	2,872	2,938	3,004	3,070	4,184	4,774	5,243	4,548	5,606
16	192 x 48 x 1 1/2	4800 x 1200 x 38	T5N -RCRP48192	3,005	3,071	3,137	3,204	4,318	4,923	5,376	4,681	5,739
12	108 x 54 x 1 1/2	2700 x 1350 x 38	T5N -RCRP54108	2,172	2,239	2,305	2,371	2,641	3,870	4,427	3,004	4,790
12	120 x 54 x 1 1/2	3000 x 1350 x 38	T5N -RCRP54120	2,357	2,423	2,490	2,556	2,826	4,060	4,612	3,190	4,976
12	132 x 54 x 1 1/2	3300 x 1350 x 38	T5N -RCRP54132	2,495	2,561	2,627	2,693	2,963	4,198	4,755	3,327	5,124
14	144 x 54 x 1 1/2	3600 x 1350 x 38	T5N -RCRP54144	2,628	2,694	2,760	2,827	3,897	4,492	4,949	4,265	5,313
14	156 x 54 x 1 1/2	3900 x 1350 x 38	T5N -RCRP54156	2,812	2,878	2,944	3,010	4,085	4,675	5,138	4,454	5,502
16	168 x 54 x 1 1/2	4200 x 1350 x 38	T5N -RCRP54168	2,958	3,024	3,090	3,156	4,270	4,854	5,322	4,634	5,687
16	180 x 54 x 1 1/2	4500 x 1350 x 38	T5N -RCRP54180	3,096	3,163	3,229	3,295	4,409	4,999	5,467	4,772	5,831
18	192 x 54 x 1 1/2	4800 x 1350 x 38	T5N -RCRP54192	3,239	3,305	3,372	3,438	4,551	5,158	5,609	4,915	5,973

Surface 5. Smooth edge N. Specify matching (N) or contrasting (K, S, W) edge. Grommet/module option: specify no module (N) or an accent color (K, S, W) after the edge color and specify the type of grommet/module at the end of the product code.

TECHNOLOGY INTEGRATION

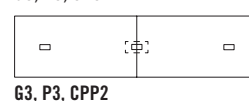
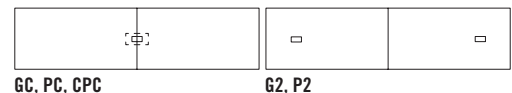


Can accept a connector
(LGC-RJ45K, LGC-HDMI, LGC-USBC, etc.)



CPC, CPP2
Table center with electrical/communication module(s)

POSITIONING




W x D x H (in) W x D x H (mm) Code (\$)

LEGS, BASES AND ACCESSORIES FOR LONG-SPAN TABLES

Metal angled legs


Kit of 2 metal legs. **WM** at the end of the code indicates that one leg will have a cavity for cable management.

Without cable management

1½ x 3 x 28 38 x 76 x 711 **TNNN_-ATL228**  **414**

Specify leg color (K,S,W).

With cable management

1½ x 3 x 28 38 x 76 x 711 **TNNN_-ATL228WM**  **441**

Specify leg color (K,S,W).

Metal angled legs


Kit of 2 metal legs. **WM** at the end of the code indicates that one leg will have a cavity for cable management.

Without cable management

1½ x 3 x 28 38 x 76 x 711 **TNNN_-ATL228**  **414**

Specify leg color (K,S,W).

With cable management

1½ x 3 x 28 38 x 76 x 711 **TNNN_-ATL228WM**  **441**

Specify leg color (K,S,W).

Metal and wood VIVA bases

2 metal angled legs with wood crosspiece. **WM** at the end of the code indicates that one leg will have a cavity for cable management.

Without cable management

42 x 3 x 28 1066 x 76 x 711 **TNNN_-VBTL228** **579**

Specify leg color (K,S,W). Specify wood finish at the end of the product code (W20, W21).

With cable management

42 x 3 x 28 1066 x 76 x 711 **TNNN_-VBTL228WM** **607**

Specify leg color (K,S,W). Specify wood finish at the end of the product code (W20, W21).

Metal VIVA bases

2 angled legs with metal crosspiece. **WM** at the end of the code indicates that one leg will have a cavity for cable management.

Without cable management

42 x 3 x 28 1066 x 76 x 711 **TNNN_-VMTL228** **490**

Specify base color (K, S, W).

With cable management

42 x 3 x 28 1066 x 76 x 711 **TNNN_-VMTL228WM** **519**

Specify base color (K, S, W).

Metal and wood TRIA bases

3 metal angled legs with wood crosspieces. **WM** at the end of the code indicates that one leg will have a cavity for cable management.

Without cable management

41 x 23 x 28 1030 x 572 x 711 **TNNN_-TBTL328** **987**

Specify leg color (K,S,W). Specify wood finish at the end of the product code (W20, W21).

With cable management


41 x 23 x 28 1030 x 572 x 711 **TNNN_-TBTL328WM** **1,014**


Specify leg color (K,S,W). Specify wood finish at the end of the product code (W20, W21).

Thermofused laminate bases


Base accommodates cables that plug into a floor outlet. **WM** at the end of the code indicates a base with 110° hinges and a storage compartment with lock.


Without cable access

24 x 4¾ x 28 618 x 120 x 711 **TNNNN-LB0524**  **573**

24 x 9 x 28 618 x 225 x 711 **TNNNN-LB0924**  **632**

With cable access

24 x 4¾ x 28 618 x 120 x 711 **TNNNN-LB0524WM**  **684**

24 x 9 x 28 618 x 225 x 711 **TNNNN-LB0924WM**  **803**

U-shape combined base

Laminate base with aluminum contours.

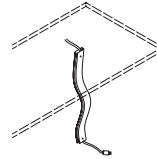
24 x 6 x 28 630 x 150 x 711 **TNNN_-UCB24**  **603**

Specify accent color (K, S, W).

W x D x H (in) W x D x H (mm) Code (\$)

Fabric vertical wire cover

Allows vertical cable management. Diameter of 2½" (63 mm). With zipper. All United Chair® standard fabrics are applicable.



Gr1 Gr2 Gr3 Gr4 Gr5 Gr6 Gr8

2½ x 2½ x 52 63 x 63 x 1320 **DVW48** **88 93 102 107 118 130 142**

Specify the fabric code at the end of the product code.

Cable management fasteners

Install beneath work surfaces. Make it possible to pinch cables beneath the work surface for cable management. Grey. Pack of 5.

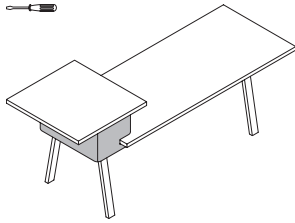


5½ x 1½ x 1 140 x 40 x 25 **LGC-WMC05**  **102**

Approx. no. of seats W x D x H (in) X (in) W x D x H (mm) X (mm) Code (\$) With options: GC (\$) G2 (\$) PC (\$) P2 (\$) CPC (\$) CPP (\$)

2-LEVEL SHARED TABLES – 36" OR 42" D

2-level shared tables – rectangular surfaces



Laminate surface 1 1/2" (38 mm) thick, 2 sections. 1 main surface 29 1/2" H (749 mm) and 1 raised surface to accommodate 1 upholstered support element. Channel for cable management included with option of grommet(s), electrical module(s) or table center. 4 metal legs included, one of them with a cavity for cable management. **Must be ordered separately:** upholstered support element. Please refer to the upholstery guide for applicable fabrics.

6	96 x 36 x 36 1/2-42 1/2	72	2400 x 900 x 927-1080	1800	T5N --CDRC3696	2,288	2,354	2,420	2,712	3,914	3,143	4,305
6	108 x 36 x 36 1/2-42 1/2	84	2700 x 900 x 927-1080	2100	T5N --CDRC36108	2,359	2,426	2,492	2,784	4,013	3,545	4,377
6	120 x 36 x 36 1/2-42 1/2	96	3000 x 900 x 927-1080	2400	T5N --CDRC36120	2,437	2,503	2,569	2,861	4,091	3,291	4,459
6	96 x 42 x 36 1/2-42 1/2	72	2400 x 1050 x 927-1080	1800	T5N --CDRC4296	2,359	2,426	2,492	2,784	3,986	3,214	4,377
6	108 x 42 x 36 1/2-42 1/2	84	2700 x 1050 x 927-1080	2100	T5N --CDRC42108	2,442	2,508	2,575	2,867	4,096	3,628	4,459
6	120 x 42 x 36 1/2-42 1/2	96	3000 x 1050 x 927-1080	2400	T5N --CDRC42120	2,525	2,591	2,658	2,949	4,179	3,379	4,548

Surface 5. Smooth edge N. Specify matching (N) or contrasting (K, S, W) edge. Specify accent color (K, S, W). Grommet/module option: specify the type of grommet/module at the end of the product code.

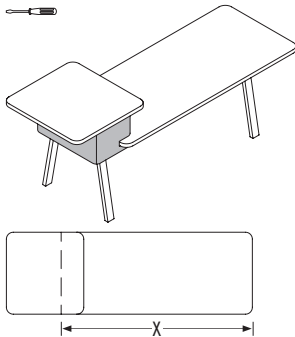
6	96 x 36 x 36 1/2-42 1/2	72	2400 x 900 x 927-1080	1800	T5K --CDRC3696	2,911	2,977	3,043	3,335	4,537	3,765	4,929
6	108 x 36 x 36 1/2-42 1/2	84	2700 x 900 x 927-1080	2100	T5K --CDRC36108	2,982	3,048	3,114	3,407	4,636	4,167	5,000
6	120 x 36 x 36 1/2-42 1/2	96	3000 x 900 x 927-1080	2400	T5K --CDRC36120	3,060	3,126	3,192	3,484	4,713	3,914	5,083
6	96 x 42 x 36 1/2-42 1/2	72	2400 x 1050 x 927-1080	1800	T5K --CDRC4296	2,982	3,048	3,114	3,407	4,608	3,837	5,000
6	108 x 42 x 36 1/2-42 1/2	84	2700 x 1050 x 927-1080	2100	T5K --CDRC42108	3,065	3,131	3,197	3,489	4,719	4,250	5,083
6	120 x 42 x 36 1/2-42 1/2	96	3000 x 1050 x 927-1080	2400	T5K --CDRC42120	3,148	3,214	3,280	3,572	4,802	4,003	5,171

Surface 5. Knife edge K. Specify matching (N) or contrasting (K, S, W) edge. Specify accent color (K, S, W). Grommet/module option: specify the type of grommet/module at the end of the product code.

Upholstered support element for 36" D (900 mm) raised surface						Gr1	Gr2	Gr3	Gr4	Gr5	Gr6	Gr8
	16 x 29 x 7		400 x 725 x 178		TSM2907	1,284	1,306	1,323	1,335	1,357	1,389	1,439
Upholstered support element for 42" D (1050 mm) raised surface												
	16 x 29 x 13		400 x 725 x 331		TSM2913	1,362	1,384	1,406	1,433	1,461	1,521	1,604

Specify the fabric code at the end of the product code.

2-level shared tables – rectangular surfaces with radius corners



Laminate surface 1 1/2" (38 mm) thick, 2 sections. 1 main surface 29 1/2" H (749 mm) and 1 raised surface to accommodate 1 upholstered support element. Channel for cable management included with option of grommet(s), electrical module(s) or table center. 4 metal legs included, one of them with a cavity for cable management. **Must be ordered separately:** upholstered support element. Please refer to the upholstery guide for applicable fabrics.

6	96 x 36 x 36 1/2-42 1/2	72	2400 x 900 x 927-1080	1800	T5N --CDRCR3696	2,585	2,651	2,717	3,010	4,212	3,440	4,603
6	108 x 36 x 36 1/2-42 1/2	84	2700 x 900 x 927-1080	2100	T5N --CDRCR36108	2,658	2,724	2,790	3,082	4,311	3,842	4,675
6	120 x 36 x 36 1/2-42 1/2	96	3000 x 900 x 927-1080	2400	T5N --CDRCR36120	2,734	2,800	2,867	3,158	4,388	3,589	4,758
6	96 x 42 x 36 1/2-42 1/2	72	2400 x 1050 x 927-1080	1800	T5N --CDRCR4296	2,658	2,724	2,790	3,082	4,283	3,511	4,675
6	108 x 42 x 36 1/2-42 1/2	84	2700 x 1050 x 927-1080	2100	T5N --CDRCR42108	2,739	2,806	2,872	3,165	4,393	3,925	4,758
6	120 x 42 x 36 1/2-42 1/2	96	3000 x 1050 x 927-1080	2400	T5N --CDRCR42120	2,822	2,889	2,955	3,247	4,476	3,677	4,846

Surface 5. Smooth edge N. Specify matching (N) or contrasting (K, S, W) edge. Specify accent color (K, S, W). Grommet/module option: specify the type of grommet/module at the end of the product code.

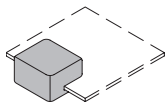
Upholstered support element for 36" D (900 mm) raised surface						Gr1	Gr2	Gr3	Gr4	Gr5	Gr6	Gr8
	16 x 29 x 7		400 x 725 x 178		TSM2907	1,284	1,306	1,323	1,335	1,357	1,389	1,439
Upholstered support element for 42" D (1050 mm) raised surface												
	16 x 29 x 13		400 x 725 x 331		TSM2913	1,362	1,384	1,406	1,433	1,461	1,521	1,604

Specify the fabric code at the end of the product code.

W x D x H (in) W x D x H (mm) Code (\$)

TABLE LECTERN

Upholstered lectern – 36" H



Installs on top of a freestanding table 29 1/2" H (749 mm) whose top is 1 1/2" (38 mm) thick, and only on a smooth edge. Tool-free installation. Total height 36 1/2" H (927 mm) once installed on a surface. Please refer to the upholstery guide for applicable fabrics.

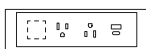
		Gr1	Gr2	Gr3	Gr4	Gr5	Gr6	Gr8	
20 x 18 x 9	500 x 450 x 229	TLC1820	1,185	1,208	1,224	1,246	1,268	1,318	1,379

Specify the fabric code at the end of the product code.

TECHNOLOGY INTEGRATION



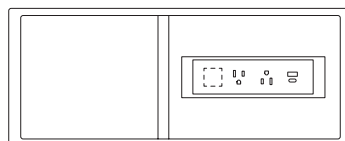
GC, G2
Grommet(s)



PC, P2
Electrical/communication module(s)



Can accept a connector
(LGC-RJ45K, LGC-HDMI, LGC-USBC, etc.)



CPC, CPP
Table center with electrical/communication module

POSITIONING



GC, PC, CPC



G2, P2, CPP

QUORUM MULTICONFERENCE

Approx. no. of seats W x D x H (in) W x D x H (mm) Code (\$) With options: GC (\$) PC (\$)

MEETING TABLES

Round tables with disc base – 42" H



Laminate surfaces 1" (25 mm) or 1/2" (38 mm) thick. Metal disc base with integrated cable management. Option of grommet or electrical module.

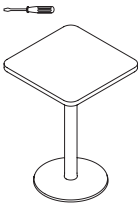
2	30 x 30 x 42	750 x 750 x 1067	T1N __ -R3042DC	1,130	1,196	1,555
4	36 x 36 x 42	900 x 900 x 1067	T1N __ -R3642DC	1,163	1,230	1,588

Surface 1. Smooth edge N. Specify matching (N) or contrasting (K, S, W) edge. Specify accent color (K, S, W). Grommet/module option: specify the type of grommet/module at the end of the product code.

2	30 x 30 x 42 1/2	750 x 750 x 1080	T5N __ -R3042DC	1,164	1,231	1,589
4	36 x 36 x 42 1/2	900 x 900 x 1080	T5N __ -R3642DC	1,204	1,271	1,629

Surface 5. Smooth edge N. Specify matching (N) or contrasting (K, S, W) edge. Specify accent color (K, S, W). Grommet/module option: specify the type of grommet/module at the end of the product code.

Square tables with radius corners and disc base – 42" H



Laminate surfaces 1" (25 mm) or 1/2" (38 mm) thick. Metal disc base with integrated cable management. Option of grommet or electrical module.

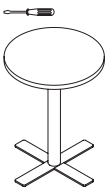
2	30 x 30 x 42	750 x 750 x 1067	T1N __ -SQR3042DC	1,130	1,196	1,555
---	--------------	------------------	-------------------	-------	-------	-------

Surface 1. Smooth edge N. Specify matching (N) or contrasting (K, S, W) edge. Specify accent color (K, S, W). Grommet/module option: specify the type of grommet/module at the end of the product code.

2	30 x 30 x 42 1/2	750 x 750 x 1080	T5N __ -SQR3042DC	1,164	1,231	1,589
---	------------------	------------------	-------------------	-------	-------	-------

Surface 5. Smooth edge N. Specify matching (N) or contrasting (K, S, W) edge. Specify accent color (K, S, W). Grommet/module option: specify the type of grommet/module at the end of the product code.

Round tables with X-base – 42" H



Laminate surfaces 1" (25 mm) or 1/2" (38 mm) thick. Metal X-base with integrated cable management. Option of grommet or electrical module.

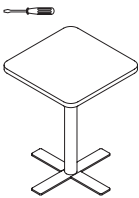
2	30 x 30 x 42	750 x 750 x 1067	T1N __ -R3042XB	947	1,013	1,371
4	36 x 36 x 42	900 x 900 x 1067	T1N __ -R3642XB	980	1,046	1,405

Surface 1. Smooth edge N. Specify matching (N) or contrasting (K, S, W) edge. Specify accent color (K, S, W). Grommet/module option: specify the type of grommet/module at the end of the product code.

2	30 x 30 x 42 1/2	750 x 750 x 1080	T5N __ -R3042XB	982	1,048	1,406
4	36 x 36 x 42 1/2	900 x 900 x 1080	T5N __ -R3642XB	1,058	1,125	1,483

Surface 5. Smooth edge N. Specify matching (N) or contrasting (K, S, W) edge. Specify accent color (K, S, W). Grommet/module option: specify the type of grommet/module at the end of the product code.

Square tables with radius corners and X-base – 42" H



Laminate surfaces 1" (25 mm) or 1/2" (38 mm) thick. Metal X-base with integrated cable management. Option of grommet or electrical module.

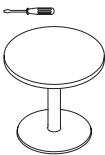
2	30 x 30 x 42	750 x 750 x 1067	T1N __ -SQR3042XB	947	1,013	1,371
---	--------------	------------------	-------------------	-----	-------	-------

Surface 1. Smooth edge N. Specify matching (N) or contrasting (K, S, W) edge. Specify accent color (K, S, W). Grommet/module option: specify the type of grommet/module at the end of the product code.

2	30 x 30 x 42 1/2	750 x 750 x 1080	T5N __ -SQR3042XB	982	1,048	1,406
---	------------------	------------------	-------------------	-----	-------	-------

Surface 5. Smooth edge N. Specify matching (N) or contrasting (K, S, W) edge. Specify accent color (K, S, W). Grommet/module option: specify the type of grommet/module at the end of the product code.

Round tables with disc base – 29" H



Laminate surfaces 1" (25 mm) or 1/2" (38 mm) thick. Metal disc base with integrated cable management. Option of grommet or electrical module.

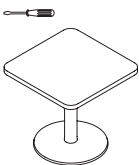
2	30 x 30 x 29	750 x 750 x 736	T1N __ -R3029DC	1,090	1,156	1,515
4	36 x 36 x 29	900 x 900 x 736	T1N __ -R3629DC	1,122	1,189	1,547
4	42 x 42 x 29	1050 x 1050 x 736	T1N __ -R4229DC	1,367	1,433	1,791

Surface 1. Smooth edge N. Specify matching (N) or contrasting (K, S, W) edge. Specify accent color (K, S, W). Grommet/module option: specify the type of grommet/module at the end of the product code.

2	30 x 30 x 29 1/2	750 x 750 x 749	T5N __ -R3029DC	1,125	1,191	1,549
4	36 x 36 x 29 1/2	900 x 900 x 749	T5N __ -R3629DC	1,163	1,230	1,588
4	42 x 42 x 29 1/2	1050 x 1050 x 749	T5N __ -R4229DC	1,416	1,483	1,842

Surface 5. Smooth edge N. Specify matching (N) or contrasting (K, S, W) edge. Specify accent color (K, S, W). Grommet/module option: specify the type of grommet/module at the end of the product code.

Square tables with radius corners and disc base – 29" H



Laminate surfaces 1" (25 mm) or 1/2" (38 mm) thick. Metal disc base with integrated cable management. Option of grommet or electrical module.

2	30 x 30 x 29	750 x 750 x 736	T1N __ -SQR3029DC	1,090	1,156	1,515
---	--------------	-----------------	-------------------	-------	-------	-------

Surface 1. Smooth edge N. Specify matching (N) or contrasting (K, S, W) edge. Specify accent color (K, S, W). Grommet/module option: specify the type of grommet/module at the end of the product code.

2	30 x 30 x 29 1/2	750 x 750 x 749	T5N __ -SQR3029DC	1,125	1,191	1,549
---	------------------	-----------------	-------------------	-------	-------	-------

Surface 5. Smooth edge N. Specify matching (N) or contrasting (K, S, W) edge. Specify accent color (K, S, W). Grommet/module option: specify the type of grommet/module at the end of the product code.

TECHNOLOGY INTEGRATION



GC
Grommet



PC
Electrical/communication module

POSITIONING



GC, PC

= ASSEMBLY REQUIRED

= QUICKSHIP PROGRAM

Approx. no. of seats	W x D x H (in)	W x D x H (mm)	Code	(\$)	With options:	
					GC (\$)	PC (\$)
Round tables with X-base – 29" H						
<i>Laminate surfaces 1" (25 mm) or 1½" (38 mm) thick. Metal X-base with integrated cable management. Option of grommet or electrical module.</i>						
2	30 x 30 x 29	750 x 750 x 736	T1N__R3029XB	908	974	1,332
4	36 x 36 x 29	900 x 900 x 736	T1N__R3629XB	985	1,051	1,409
4	42 x 42 x 29	1050 x 1050 x 736	T1N__R4229XB	1,053	1,119	1,477
Surface 1. Smooth edge N. Specify matching (N) or contrasting (K, S, W) edge. Specify accent color (K, S, W). Grommet/module option: specify the type of grommet/module at the end of the product code.						
2	30 x 30 x 29½	750 x 750 x 749	T5N__R3029XB	943	1,009	1,367
4	36 x 36 x 29½	900 x 900 x 749	T5N__R3629XB	1,026	1,092	1,450
4	42 x 42 x 29½	1050 x 1050 x 749	T5N__R4229XB	1,103	1,169	1,527
Surface 5. Smooth edge N. Specify matching (N) or contrasting (K, S, W) edge. Specify accent color (K, S, W). Grommet/module option: specify the type of grommet/module at the end of the product code.						

Square tables with radius corners and X-base – 29" H						
<i>Laminate surfaces 1" (25 mm) or 1½" (38 mm) thick. Metal X-base with integrated cable management. Option of grommet or electrical module.</i>						
2	30 x 30 x 29	750 x 750 x 736	T1N__SQR3029XB	908	974	1,332
4	36 x 36 x 29	900 x 900 x 736	T1N__SQR3629XB	985	1,051	1,409
Surface 1. Smooth edge N. Specify matching (N) or contrasting (K, S, W) edge. Specify accent color (K, S, W). Grommet/module option: specify the type of grommet/module at the end of the product code.						
2	30 x 30 x 29½	750 x 750 x 749	T5N__SQR3029XB	943	1,009	1,367
4	36 x 36 x 29½	900 x 900 x 749	T5N__SQR3629XB	1,026	1,092	1,450
Surface 5. Smooth edge N. Specify matching (N) or contrasting (K, S, W) edge. Specify accent color (K, S, W). Grommet/module option: specify the type of grommet/module at the end of the product code.						

MEETING TABLES WITH XTRA BASE

Round tables with XTRA base – 29" H						
<i>Laminate surfaces 1" (25 mm) or 1½" (38 mm) thick. 4 metal legs, including one leg with a cavity for cable management. Wood X crosspieces. Option of grommet or electrical module.</i>						
4	42 x 42 x 29	1050 x 1050 x 736	T1N__R4229XTB	1,709	1,776	2,134
4	48 x 48 x 29	1200 x 1200 x 736	T1N__R4829XTB	1,756	1,822	2,180
4	54 x 54 x 29	1350 x 1350 x 736	T1N__R5429XTB	1,806	1,872	2,230
4	60 x 60 x 29	1500 x 1500 x 736	T1N__R6029XTB	1,847	1,913	2,271
Surface 1. Smooth edge N. Specify matching (N) or contrasting (K, S, W) edge. Specify accent color (K, S, W). Specify wood finish (W20, W21). Grommet/module option: specify the type of grommet/module at the end of the product code.						
4	42 x 42 x 29½	1050 x 1050 x 749	T5N__R4229XTB	1,817	1,883	2,242
4	48 x 48 x 29½	1200 x 1200 x 749	T5N__R4829XTB	1,882	1,948	2,307
4	54 x 54 x 29½	1350 x 1350 x 749	T5N__R5429XTB	1,953	2,019	2,377
4	60 x 60 x 29½	1500 x 1500 x 749	T5N__R6029XTB	2,012	2,078	2,437
Surface 5. Smooth edge N. Specify matching (N) or contrasting (K, S, W) edge. Specify accent color (K, S, W). Specify wood finish (W20, W21). Grommet/module option: specify the type of grommet/module at the end of the product code.						

Square tables with radius corners and XTRA base – 29" H						
<i>Laminate surfaces 1" (25 mm) or 1½" (38 mm) thick. 4 metal legs, including one leg with a cavity for cable management. Wood X crosspieces. Option of grommet or electrical module.</i>						
4	42 x 42 x 29	1050 x 1050 x 736	T1N__SQR4229XTB	1,698	1,764	2,122
4	48 x 48 x 29	1200 x 1200 x 736	T1N__SQR4829XTB	1,731	1,798	2,156
4	54 x 54 x 29	1350 x 1350 x 736	T1N__SQR5429XTB	1,786	1,852	2,210
4	60 x 60 x 29	1500 x 1500 x 736	T1N__SQ60829XTB	1,825	1,891	2,249
Surface 1. Smooth edge N. Specify matching (N) or contrasting (K, S, W) edge. Specify accent color (K, S, W). Specify wood finish (W20, W21). Grommet/module option: specify the type of grommet/module at the end of the product code.						
4	42 x 42 x 29½	1050 x 1050 x 749	T5N__SQR4229XTB	1,769	1,835	2,195
4	48 x 48 x 29½	1200 x 1200 x 749	T5N__SQR4829XTB	1,835	1,902	2,261
4	54 x 54 x 29½	1350 x 1350 x 749	T5N__SQR5429XTB	1,908	1,974	2,332
4	60 x 60 x 29½	1500 x 1500 x 749	T5N__SQ60829XTB	1,968	2,034	2,393
Surface 5. Smooth edge N. Specify matching (N) or contrasting (K, S, W) edge. Specify accent color (K, S, W). Specify wood finish (W20, W21). Grommet/module option: specify the type of grommet/module at the end of the product code.						

OCCASIONAL TABLES

Round tables with disc base – 20" H						
<i>Laminate surfaces 1" (25 mm) or 1½" (38 mm) thick. Metal disc base with integrated cable management. Option of grommet or electrical module.</i>						
	24 x 24 x 20	600 x 600 x 508	T1N__R2420DC	1,014	1,080	1,439
	30 x 30 x 20	750 x 750 x 508	T1N__R3020DC	1,057	1,124	1,482
	36 x 36 x 20	900 x 900 x 508	T1N__R3620DC	1,067	1,133	1,492
Surface 1. Smooth edge N. Specify matching (N) or contrasting (K, S, W) edge. Specify accent color (K, S, W). Grommet/module option: specify the type of grommet/module at the end of the product code.						
	24 x 24 x 20½	600 x 600 x 521	T5N__R2420DC	1,042	1,108	1,467
	30 x 30 x 20½	750 x 750 x 521	T5N__R3020DC	1,092	1,158	1,516
	36 x 36 x 20½	900 x 900 x 521	T5N__R3620DC	1,108	1,174	1,533
Surface 5. Smooth edge N. Specify matching (N) or contrasting (K, S, W) edge. Specify accent color (K, S, W). Grommet/module option: specify the type of grommet/module at the end of the product code.						

Square tables with radius corners and disc base – 20" H						
<i>Laminate surfaces 1" (25 mm) or 1½" (38 mm) thick. Metal disc base with integrated cable management. Option of grommet or electrical module.</i>						
	24 x 24 x 20	600 x 600 x 508	T1N__SQR2420DC	1,014	1,080	1,439
	30 x 30 x 20	750 x 750 x 508	T1N__SQR3020DC	1,057	1,124	1,482
Surface 1. Smooth edge N. Specify matching (N) or contrasting (K, S, W) edge. Specify accent color (K, S, W). Grommet/module option: specify the type of grommet/module at the end of the product code.						

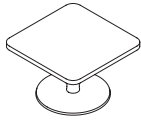
🔧 = QUICKSHIP PROGRAM

🔧 = ASSEMBLY REQUIRED

QUORUM MULTICONFERENCE

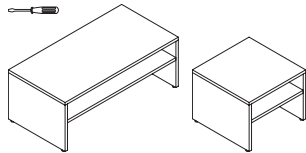
Square tables with radius corners and disc base – 20" H (cont'd)	W x D x H (in)	W x D x H (mm)	Code	(\$)	With options:	
					GC (\$)	PC (\$)
	24 x 24 x 20½	600 x 600 x 521	T5N --SQR2420DC	1,042	1,108	1,467
	30 x 30 x 20½	750 x 750 x 521	T5N --SQR3020DC	1,092	1,158	1,516
	36 x 36 x 20½	900 x 900 x 521	T5N --SQR3620DC	1,108	1,174	1,533

Surface 5. Smooth edge N. Specify matching (N) or contrasting (K, S, W) edge. Specify accent color (K, S, W). Grommet/module option: specify the type of grommet/module at the end of the product code.



Magazine tables

Laminate surfaces 1" (25 mm) or 1½" (38 mm) thick. Open storage space. Available in 1 tone only.



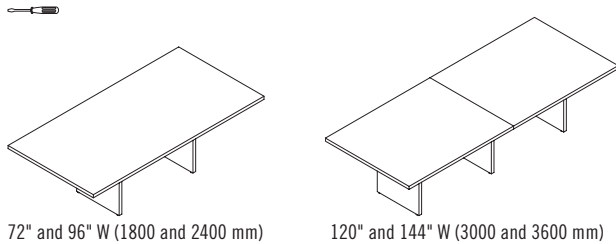
24 x 24 x 18	600 x 600 x 463	T1NNN-ST242418	705
48 x 24 x 18	1200 x 600 x 463	T1NNN-ST244818	837
24 x 24 x 18¾	600 x 600 x 476	T5NNN-ST242418	757
48 x 24 x 18¾	1200 x 600 x 476	T5NNN-ST244818	930

Surface 5. Smooth edge N.

Approx. no. of seats	W x D x H (in)	Y (in)	W x D x H (mm)	Y (mm)	Code	(\$)
----------------------	----------------	--------	----------------	--------	------	------

CONFERENCE TABLES

Rectangular tables with panel base – 29" H



72" and 96" W (1800 and 2400 mm)

120" and 144" W (3000 and 3600 mm)

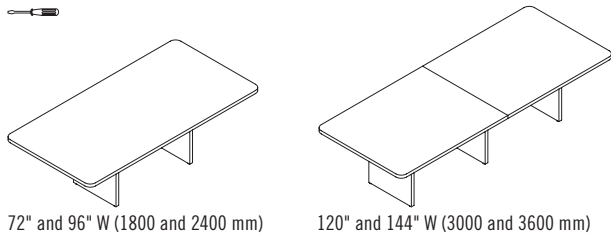
Laminate surfaces and base 1½" (38 mm) thick.

6	72 x 36 x 29½	1800 x 900 x 749	T5N_N-RC367229LB	1,204
8	96 x 48 x 29½	2400 x 1200 x 749	T5N_N-RC489629LB	1,503
8	120 x 48 x 29½	3000 x 1200 x 749	T5N_N-RC4812029LB	2,076
8	144 x 48 x 29½	3600 x 1200 x 749	T5N_N-RC4814429LB	2,142
6	72 x 36 x 29½	1800 x 900 x 749	T5K_N-RC367229LB	1,391
8	96 x 48 x 29½	2400 x 1200 x 749	T5K_N-RC489629LB	1,882
8	120 x 48 x 29½	3000 x 1200 x 749	T5K_N-RC4812029LB	2,716
8	144 x 48 x 29½	3600 x 1200 x 749	T5K_N-RC4814429LB	3,032

Surface 5. Smooth edge N. Specify matching (N) or contrasting (K, S, W) edge.

Surface 5. Knife edge K. Specify matching (N) or contrasting (K, S, W) edge.

Rectangular tables with radius corners and panel base – 29" H



72" and 96" W (1800 and 2400 mm)

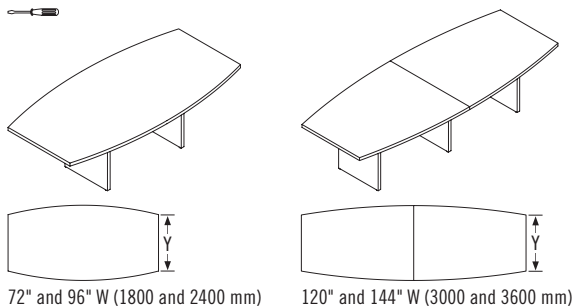
120" and 144" W (3000 and 3600 mm)

Laminate surfaces and base 1½" (38 mm) thick.

6	72 x 36 x 29½	1800 x 900 x 749	T5N_N-RCR367229LB	1,316
8	96 x 48 x 29½	2400 x 1200 x 749	T5N_N-RCR489629LB	1,613
8	120 x 48 x 29½	3000 x 1200 x 749	T5N_N-RCR4812029LB	2,186
8	144 x 48 x 29½	3600 x 1200 x 749	T5N_N-RCR4814429LB	2,254

Surface 5. Smooth edge N. Specify matching (N) or contrasting (K, S, W) edge.

Boat tables with base panel – 29" H



72" and 96" W (1800 and 2400 mm)

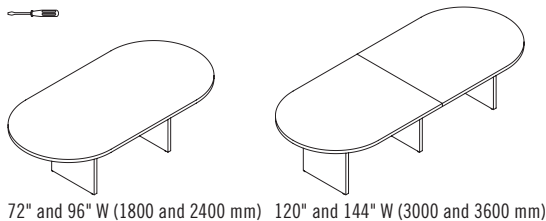
120" and 144" W (3000 and 3600 mm)

Laminate surfaces and base 1½" (38 mm) thick.

6	72 x 36 x 29½	30	1800 x 900 x 749	750	T5N_N-B367229LB	1,316
8	96 x 48 x 29½	36	2400 x 1200 x 749	900	T5N_N-B489629LB	1,613
8	120 x 48 x 29½	36	3000 x 1200 x 749	900	T5N_N-B4812029LB	2,186
8	144 x 48 x 29½	36	3600 x 1200 x 749	900	T5N_N-B4814429LB	2,254

Surface 5. Smooth edge N. Specify matching (N) or contrasting (K, S, W) edge.

Racetrack tables with panel base – 29" H



72" and 96" W (1800 and 2400 mm)

120" and 144" W (3000 and 3600 mm)

Laminate surfaces and base 1½" (38 mm) thick.

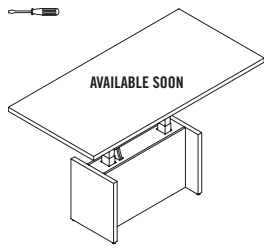
6	72 x 36 x 29½	1800 x 900 x 749	T5N_N-RT367229LB	1,316
8	96 x 48 x 29½	2400 x 1200 x 749	T5N_N-RT489629LB	1,613
8	120 x 48 x 29½	3000 x 1200 x 749	T5N_N-RT4812029LB	2,186
8	144 x 48 x 29½	3600 x 1200 x 749	T5N_N-RT4814429LB	2,254

Surface 5. Smooth edge N. Specify matching (N) or contrasting (K, S, W) edge.

Approx. no. of seats	W x D x H (in)	W x D x H (mm)	Code	(\$)	With options:			
					GC (\$)	G2 (\$)	PC (\$)	P2 (\$)

ELECTRIC HEIGHT ADJUSTABLE CONFERENCE TABLES

Rectangular electric height adjustable tables – 27" to 44½" H



Tables 72" and 78" W (1800 and 1950 mm): 2 columns (1 grommet or module possible).

Tables 84" and 96" W (2100 and 2400 mm): 3 columns (2 grommets or modules possible).

Laminate surface 1½" (38 mm) thick. Channel for cable management and vertical wire cover included. Laminate base with finishing mat. Removable interior panel for cable management. 120" L (3048 mm) cable with plug for wall outlet. 2" H (50 mm) clearance beneath work surface for floor outlet (monument). Option of grommet(s) or electrical module(s). Recommended functional load capacity: 75 lb (34 kg).

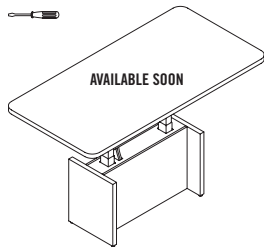
6	72 x 36 x 27-44½	1800 x 900 x 686-1130	T5N__-RC3672SG	4,675	4,741	-	5,209	-
6	78 x 36 x 27-44½	1950 x 900 x 686-1130	T5N__-RC3678SG	4,752	4,818	-	5,336	-
8	84 x 36 x 27-44½	2100 x 900 x 686-1130	T5N__-RC3684SG	5,077	-	5,209	-	6,781
8	96 x 36 x 27-44½	2400 x 900 x 686-1130	T5N__-RC3696SG	5,243	-	5,375	-	6,946
6	72 x 42 x 27-44½	1800 x 1050 x 686-1130	T5N__-RC4272SG	4,713	4,780	-	5,248	-
6	78 x 42 x 27-44½	1950 x 1050 x 686-1130	T5N__-RC4278SG	4,796	4,863	-	5,380	-
8	84 x 42 x 27-44½	2100 x 1050 x 686-1130	T5N__-RC4284SG	5,121	-	5,253	-	6,825
8	96 x 42 x 27-44½	2400 x 1050 x 686-1130	T5N__-RC4296SG	5,292	-	5,424	-	6,995

Surface 5. Smooth edge N. Specify matching (N) or contrasting (K, S, W) edge. Specify accent color (K, S, W). Grommet/module option: specify the type of grommet/module at the end of the product code.

6	72 x 36 x 27-44½	1800 x 900 x 686-1130	T5K__-RC3672SG	4,917	4,983	-	5,452	-
6	78 x 36 x 27-44½	1950 x 900 x 686-1130	T5K__-RC3678SG	5,033	5,099	-	5,618	-
8	84 x 36 x 27-44½	2100 x 900 x 686-1130	T5K__-RC3684SG	5,370	-	5,502	-	7,073
8	96 x 36 x 27-44½	2400 x 900 x 686-1130	T5K__-RC3696SG	5,490	-	5,623	-	7,194
6	72 x 42 x 27-44½	1800 x 1050 x 686-1130	T5K__-RC4272SG	4,961	5,027	-	5,496	-
6	78 x 42 x 27-44½	1950 x 1050 x 686-1130	T5K__-RC4278SG	5,044	5,110	-	5,628	-
8	84 x 42 x 27-44½	2100 x 1050 x 686-1130	T5K__-RC4284SG	5,402	-	5,535	-	7,105
8	96 x 42 x 27-44½	2400 x 1050 x 686-1130	T5K__-RC4296SG	5,557	-	5,689	-	7,260

Surface 5. Knife edge K. Specify matching (N) or contrasting (K, S, W) edge. Specify accent color (K, S, W). Grommet/module option: specify the type of grommet/module at the end of the product code.

Rectangular electric height adjustable tables with radius corners – 27" to 44½" H



Tables 72" and 78" W (1800 and 1950 mm): 2 columns (1 grommet or module possible).

Tables 84" and 96" W (2100 and 2400 mm): 3 columns (2 grommets or modules possible).

Laminate surface 1½" (38 mm) thick. Channel for cable management and vertical wire cover included. Laminate base with finishing mat. Removable interior panel for cable management. 120" L (3048 mm) cable with plug for wall outlet. 2" H (50 mm) clearance beneath work surface for floor outlet (monument). Option of grommet(s) or electrical module(s). Recommended functional load capacity: 75 lb (34 kg).

6	72 x 36 x 27-44½	1800 x 900 x 686-1130	T5N__-RCR3672SG	4,763	4,829	-	5,297	-
6	78 x 36 x 27-44½	1950 x 900 x 686-1130	T5N__-RCR3678SG	4,841	4,907	-	5,424	-
8	84 x 36 x 27-44½	2100 x 900 x 686-1130	T5N__-RCR3684SG	5,165	-	5,297	-	6,869
8	96 x 36 x 27-44½	2400 x 900 x 686-1130	T5N__-RCR3696SG	5,331	-	5,463	-	7,034
6	72 x 42 x 27-44½	1800 x 1050 x 686-1130	T5N__-RCR4272SG	4,802	4,868	-	5,336	-
6	78 x 42 x 27-44½	1950 x 1050 x 686-1130	T5N__-RCR4278SG	4,885	4,951	-	5,468	-
8	84 x 42 x 27-44½	2100 x 1050 x 686-1130	T5N__-RCR4284SG	5,209	-	5,341	-	6,913
8	96 x 42 x 27-44½	2400 x 1050 x 686-1130	T5N__-RCR4296SG	5,380	-	5,513	-	7,083

Surface 5. Smooth edge N. Specify matching (N) or contrasting (K, S, W) edge. Specify accent color (K, S, W). Grommet/module option: specify the type of grommet/module at the end of the product code.

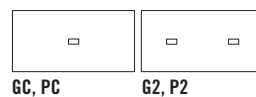
TECHNOLOGY INTEGRATION



Can accept a connector (LGC-RJ45K, LGC-HDMI, LGC-USBC, etc.)

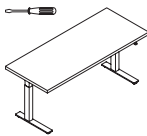
ASSEMBLY REQUIRED

POSITIONING



ELECTRIC HEIGHT ADJUSTABLE TABLES

Rectangular tables



W x D x H (in)	W x D x H (mm)	Code	(\$)
<i>Surfaces 1" (25 mm) or 1 1/2" (38 mm) thick. Metal C-base. 120" L (3048 mm) cable with plug for wall outlet.</i>			
<i>1" (25 mm) surfaces: Minimum position of 24" (607 mm) and maximum position of 49 1/2" (1257 mm).</i>			
46 x 23 x 24-49 1/2	1150 x 585 x 607-1257	T1N_-RCA2346GC	2,079
52 x 23 x 24-49 1/2	1300 x 585 x 607-1257	T1N_-RCA2352GC	2,091
58 x 23 x 24-49 1/2	1450 x 585 x 607-1257	T1N_-RCA2358GC	2,101
64 x 23 x 24-49 1/2	1600 x 585 x 607-1257	T1N_-RCA2364GC	2,109
70 x 23 x 24-49 1/2	1750 x 585 x 607-1257	T1N_-RCA2370GC	2,120
46 x 29 x 24-49 1/2	1150 x 725 x 607-1257	T1N_-RCA2946GC	2,101
52 x 29 x 24-49 1/2	1300 x 725 x 607-1257	T1N_-RCA2952GC	2,115
58 x 29 x 24-49 1/2	1450 x 725 x 607-1257	T1N_-RCA2958GC	2,125
64 x 29 x 24-49 1/2	1600 x 725 x 607-1257	T1N_-RCA2964GC	2,132
70 x 29 x 24-49 1/2	1750 x 725 x 607-1257	T1N_-RCA2970GC	2,143

Surface 1. Smooth edge N. Specify matching (N) or contrasting (K, S, W) edge. Specify accent color (K, S, W).

W x D x H (in)	W x D x H (mm)	Code	(\$)
<i>1 1/2" (38 mm) surfaces: Minimum position of 24 1/2" (620 mm) and maximum position of 50" (1270 mm).</i>			
46 x 23 x 24 1/2-50	1150 x 585 x 620-1270	T5N_-RCA2346GC	2,120
52 x 23 x 24 1/2-50	1300 x 585 x 620-1270	T5N_-RCA2352GC	2,132
58 x 23 x 24 1/2-50	1450 x 585 x 620-1270	T5N_-RCA2358GC	2,143
64 x 23 x 24 1/2-50	1600 x 585 x 620-1270	T5N_-RCA2364GC	2,161
70 x 23 x 24 1/2-50	1750 x 585 x 620-1270	T5N_-RCA2370GC	2,174
46 x 29 x 24 1/2-50	1150 x 725 x 620-1270	T5N_-RCA2946GC	2,143
52 x 29 x 24 1/2-50	1300 x 725 x 620-1270	T5N_-RCA2952GC	2,161
58 x 29 x 24 1/2-50	1450 x 725 x 620-1270	T5N_-RCA2958GC	2,179
64 x 29 x 24 1/2-50	1600 x 725 x 620-1270	T5N_-RCA2964GC	2,190
70 x 29 x 24 1/2-50	1750 x 725 x 620-1270	T5N_-RCA2970GC	2,208

Surface 5. Smooth edge N. Specify matching (N) or contrasting (K, S, W) edge. Specify accent color (K, S, W).

46 x 23 x 24 1/2-50	1150 x 585 x 620-1270	T5K_-RCA2346GC	2,315
52 x 23 x 24 1/2-50	1300 x 585 x 620-1270	T5K_-RCA2352GC	2,327
58 x 23 x 24 1/2-50	1450 x 585 x 620-1270	T5K_-RCA2358GC	2,345
64 x 23 x 24 1/2-50	1600 x 585 x 620-1270	T5K_-RCA2364GC	2,361
70 x 23 x 24 1/2-50	1750 x 585 x 620-1270	T5K_-RCA2370GC	2,374
46 x 29 x 24 1/2-50	1150 x 725 x 620-1270	T5K_-RCA2946GC	2,356
52 x 29 x 24 1/2-50	1300 x 725 x 620-1270	T5K_-RCA2952GC	2,374
58 x 29 x 24 1/2-50	1450 x 725 x 620-1270	T5K_-RCA2958GC	2,391
64 x 29 x 24 1/2-50	1600 x 725 x 620-1270	T5K_-RCA2964GC	2,415
70 x 29 x 24 1/2-50	1750 x 725 x 620-1270	T5K_-RCA2970GC	2,433

Surface 5. Knife edge K. Specify matching (N) or contrasting (K, S, W) edge. Specify accent color (K, S, W).

Rectangular tables with modesty panel



W x D x H (in)	W x D x H (mm)	Code	(\$)
<i>Surfaces 1" (25 mm) or 1 1/2" (38 mm) thick. Metal C-base. Laminate modesty panel 12" (300 mm) H. 120" L (3048 mm) cable with plug for wall outlet.</i>			
<i>1" (25 mm) surfaces: Minimum position of 24" (607 mm) and maximum position of 49 1/2" (1257 mm).</i>			
46 x 23 x 24-49 1/2	1150 x 585 x 607-1257	T1N_-RCAM2346GC	2,303
52 x 23 x 24-49 1/2	1300 x 585 x 607-1257	T1N_-RCAM2352GC	2,315
58 x 23 x 24-49 1/2	1450 x 585 x 607-1257	T1N_-RCAM2358GC	2,327
64 x 23 x 24-49 1/2	1600 x 585 x 607-1257	T1N_-RCAM2364GC	2,332
70 x 23 x 24-49 1/2	1750 x 585 x 607-1257	T1N_-RCAM2370GC	2,345
46 x 29 x 24-49 1/2	1150 x 725 x 607-1257	T1N_-RCAM2946GC	2,327
52 x 29 x 24-49 1/2	1300 x 725 x 607-1257	T1N_-RCAM2952GC	2,338
58 x 29 x 24-49 1/2	1450 x 725 x 607-1257	T1N_-RCAM2958GC	2,351
64 x 29 x 24-49 1/2	1600 x 725 x 607-1257	T1N_-RCAM2964GC	2,356
70 x 29 x 24-49 1/2	1750 x 725 x 607-1257	T1N_-RCAM2970GC	2,368

Surface 1. Smooth edge N. Specify matching (N) or contrasting (K, S, W) edge. Specify accent color (K, S, W).

<i>1 1/2" (38 mm) surfaces: Minimum position of 24 1/2" (620 mm) and maximum position of 50" (1270 mm).</i>			
46 x 23 x 24 1/2-50	1150 x 585 x 620-1270	T5N_-RCAM2346GC	2,345
52 x 23 x 24 1/2-50	1300 x 585 x 620-1270	T5N_-RCAM2352GC	2,356
58 x 23 x 24 1/2-50	1450 x 585 x 620-1270	T5N_-RCAM2358GC	2,368
64 x 23 x 24 1/2-50	1600 x 585 x 620-1270	T5N_-RCAM2364GC	2,386
70 x 23 x 24 1/2-50	1750 x 585 x 620-1270	T5N_-RCAM2370GC	2,398
46 x 29 x 24 1/2-50	1150 x 725 x 620-1270	T5N_-RCAM2946GC	2,368
52 x 29 x 24 1/2-50	1300 x 725 x 620-1270	T5N_-RCAM2952GC	2,386

Rectangular tables with modesty panel (cont'd)

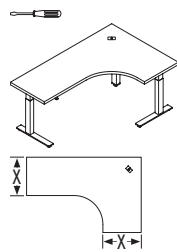
W x D x H (in)	W x D x H (mm)	Code	(\$)
58 x 29 x 24 1/2-50	1450 x 725 x 620-1270	T5N_-RCAM2958GC	2,403
64 x 29 x 24 1/2-50	1600 x 725 x 620-1270	T5N_-RCAM2964GC	2,415
70 x 29 x 24 1/2-50	1750 x 725 x 620-1270	T5N_-RCAM2970GC	2,433

Surface 5. Smooth edge N. Specify matching (N) or contrasting (K, S, W) edge. Specify accent color (K, S, W).

46 x 23 x 24 1/2-50	1150 x 585 x 620-1270	T5K_-RCAM2346GC	2,540
52 x 23 x 24 1/2-50	1300 x 585 x 620-1270	T5K_-RCAM2352GC	2,552
58 x 23 x 24 1/2-50	1450 x 585 x 620-1270	T5K_-RCAM2358GC	2,569
64 x 23 x 24 1/2-50	1600 x 585 x 620-1270	T5K_-RCAM2364GC	2,586
70 x 23 x 24 1/2-50	1750 x 585 x 620-1270	T5K_-RCAM2370GC	2,599
46 x 29 x 24 1/2-50	1150 x 725 x 620-1270	T5K_-RCAM2946GC	2,575
52 x 29 x 24 1/2-50	1300 x 725 x 620-1270	T5K_-RCAM2952GC	2,599
58 x 29 x 24 1/2-50	1450 x 725 x 620-1270	T5K_-RCAM2958GC	2,616
64 x 29 x 24 1/2-50	1600 x 725 x 620-1270	T5K_-RCAM2964GC	2,640
70 x 29 x 24 1/2-50	1750 x 725 x 620-1270	T5K_-RCAM2970GC	2,659

Surface 5. Knife edge K. Specify matching (N) or contrasting (K, S, W) edge. Specify accent color (K, S, W).

Left extended corner tables - 23" D



W x D x H (in)	X (in)	W x D x H (mm)	X (mm)	Code	(\$)
<i>Surfaces 1" (25 mm) or 1 1/2" (38 mm) thick. 1 rectangular grommet. Metal triple C-base. 120" L (3048 mm) cable with plug for wall outlet.</i>					
<i>1" (25 mm) surfaces: Minimum position of 24" (607 mm) and maximum position of 49 1/2" (1257 mm).</i>					
58 x 40 x 24-49 1/2	23	1450 x 1000 x 607-1257	585	T1N_-CMA584023GC	2,963
64 x 40 x 24-49 1/2	23	1600 x 1000 x 607-1257	585	T1N_-CMA644023GC	2,970
70 x 40 x 24-49 1/2	23	1750 x 1000 x 607-1257	585	T1N_-CMA704023GC	2,982
76 x 40 x 24-49 1/2	23	1900 x 1000 x 607-1257	585	T1N_-CMA764023GC	2,988
82 x 40 x 24-49 1/2	23	2050 x 1000 x 607-1257	585	T1N_-CMA824023GC	3,000
58 x 46 x 24-49 1/2	23	1450 x 1150 x 607-1257	585	T1N_-CMA584623GC	2,970
64 x 46 x 24-49 1/2	23	1600 x 1150 x 607-1257	585	T1N_-CMA644623GC	2,982
70 x 46 x 24-49 1/2	23	1750 x 1150 x 607-1257	585	T1N_-CMA704623GC	2,988
76 x 46 x 24-49 1/2	23	1900 x 1150 x 607-1257	585	T1N_-CMA764623GC	3,000
82 x 46 x 24-49 1/2	23	2050 x 1150 x 607-1257	585	T1N_-CMA824623GC	3,005
58 x 52 x 24-49 1/2	23	1450 x 1300 x 607-1257	585	T1N_-CMA585223GC	2,982
64 x 52 x 24-49 1/2	23	1600 x 1300 x 607-1257	585	T1N_-CMA645223GC	2,988
70 x 52 x 24-49 1/2	23	1750 x 1300 x 607-1257	585	T1N_-CMA705223GC	3,000
76 x 52 x 24-49 1/2	23	1900 x 1300 x 607-1257	585	T1N_-CMA765223GC	3,005
82 x 52 x 24-49 1/2	23	2050 x 1300 x 607-1257	585	T1N_-CMA825223GC	3,018
58 x 58 x 24-49 1/2	23	1450 x 1450 x 607-1257	585	T1N_-CMA585823GC	2,988
64 x 58 x 24-49 1/2	23	1600 x 1450 x 607-1257	585	T1N_-CMA645823GC	3,000
70 x 58 x 24-49 1/2	23	1750 x 1450 x 607-1257	585	T1N_-CMA705823GC	3,005
76 x 58 x 24-49 1/2	23	1900 x 1450 x 607-1257	585	T1N_-CMA765823GC	3,018
82 x 58 x 24-49 1/2	23	2050 x 1450 x 607-1257	585	T1N_-CMA825823GC	3,023

Surface 1. Smooth edge N. Specify matching (N) or contrasting (K, S, W) edge. Specify accent color (K, S, W).

<i>1 1/2" (38 mm) surfaces: Minimum position of 24 1/2" (620 mm) and maximum position of 50" (1270 mm).</i>					
58 x 40 x 24 1/2-50	23	1450 x 1000 x 620-1270	585	T5N_-CMA584023GC	3,023
64 x 40 x 24 1/2-50	23	1600 x 1000 x 620-1270	585	T5N_-CMA644023GC	3,036
70 x 40 x 24 1/2-50	23	1750 x 1000 x 620-1270	585	T5N_-CMA704023GC	3,054
76 x 40 x 24 1/2-50	23	1900 x 1000 x 620-1270	585	T5N_-CMA764023GC	3,065
82 x 40 x 24 1/2-50	23	2050 x 1000 x 620-1270	585	T5N_-CMA824023GC	3,077
58 x 46 x 24 1/2-50	23	1450 x 1150 x 620-1270	585	T5N_-CMA584623GC	3,036
64 x 46 x 24 1/2-50	23	1600 x 1150 x 620-1270	585	T5N_-CMA644623GC	3,054
70 x 46 x 24 1/2-50	23	1750 x 1150 x 620-1270	585	T5N_-CMA704623GC	3,065
76 x 46 x 24 1/2-50	23	1900 x 1150 x 620-1270	585	T5N_-CMA764623GC	3,077
82 x 46 x 24 1/2-50	23	2050 x 1150 x 620-1270	585	T5N_-CMA824623GC	3,088
58 x 52 x 24 1/2-50	23	1450 x 1300 x 620-1270	585	T5N_-CMA585223GC	3,054
64 x 52 x 24 1/2-50	23	1600 x 1300 x 620-1270	585	T5N_-CMA645223GC	3,065
70 x 52 x 24 1/2-50	23	1750 x 1300 x 620-1270	585	T5N_-CMA705223GC	3,077
76 x 52 x 24 1/2-50	23	1900 x 1300 x 620-1270	585	T5N_-CMA765223GC	3,088
82 x 52 x 24 1/2-50	23	2050 x 1300 x 620-1270	585	T5N_-CMA825223GC	3,101
58 x 58 x 24 1/2-50	23	1450 x 1450 x 620-1270	585	T5N_-CMA585823GC	3,065
64 x 58 x 24 1/2-50	23	1600 x 1450 x 620-1270	585	T5N_-CMA645823GC	3,077
70 x 58 x 24 1/2-50	23	1750 x 1450 x 620-1270	585	T5N_-CMA705823GC	3,088
76 x 58 x 24 1/2-50	23	1900 x 1450 x 620-1270	585	T5N_-CMA765823GC	3,101
82 x 58 x 24 1/2-50	23	2050 x 1450 x 620-1270	585	T5N_-CMA825823GC	3,117

Surface 5. Smooth edge N. Specify matching (N) or contrasting (K, S, W) edge. Specify accent color (K, S, W).

	W x D x H (in)	X (in)	W x D x H (mm)	X (mm)	Code	(\$)
Right extended corner tables – 29" D (cont'd)	58 x 52 x 24½-50	29	1450 x 1300 x 620-1270	725	T5N__CMA525829GC	3,077
	64 x 52 x 24½-50	29	1600 x 1300 x 620-1270	725	T5N__CMA526429GC	3,094
	70 x 52 x 24½-50	29	1750 x 1300 x 620-1270	725	T5N__CMA527029GC	3,112
	76 x 52 x 24½-50	29	1900 x 1300 x 620-1270	725	T5N__CMA527629GC	3,124
	82 x 52 x 24½-50	29	2050 x 1300 x 620-1270	725	T5N__CMA528229GC	3,143
	58 x 58 x 24½-50	29	1450 x 1450 x 620-1270	725	T5N__CMA585829GC	3,094
	64 x 58 x 24½-50	29	1600 x 1450 x 620-1270	725	T5N__CMA586429GC	3,112
	70 x 58 x 24½-50	29	1750 x 1450 x 620-1270	725	T5N__CMA587029GC	3,124
	76 x 58 x 24½-50	29	1900 x 1450 x 620-1270	725	T5N__CMA587629GC	3,143
	82 x 58 x 24½-50	29	2050 x 1450 x 620-1270	725	T5N__CMA588229GC	3,158

Surface 5. Smooth edge N. Specify matching (N) or contrasting (K, S, W) edge. Specify accent color (K, S, W).

Left extended corner tables with modesty panel – 23" D
Surfaces 1" (25 mm) or 1½" (38 mm) thick. 1 rectangular grommet. Metal triple C-base. 120" L (3048 mm) cable with plug for wall outlet. Laminate modesty panel 12" (300 mm) H.

1" (25 mm) surfaces: Minimum position of 24" (607 mm) and maximum position of 49½" (1257 mm).

58 x 40 x 24-49½	23	1450 x 1000 x 607-1257	585	T1N__CMAM584023GC	3,189
64 x 40 x 24-49½	23	1600 x 1000 x 607-1257	585	T1N__CMAM644023GC	3,194
70 x 40 x 24-49½	23	1750 x 1000 x 607-1257	585	T1N__CMAM704023GC	3,206
76 x 40 x 24-49½	23	1900 x 1000 x 607-1257	585	T1N__CMAM764023GC	3,213
82 x 40 x 24-49½	23	2050 x 1000 x 607-1257	585	T1N__CMAM824023GC	3,224
58 x 46 x 24-49½	23	1450 x 1150 x 607-1257	585	T1N__CMAM584623GC	3,194
64 x 46 x 24-49½	23	1600 x 1150 x 607-1257	585	T1N__CMAM644623GC	3,206
70 x 46 x 24-49½	23	1750 x 1150 x 607-1257	585	T1N__CMAM704623GC	3,213
76 x 46 x 24-49½	23	1900 x 1150 x 607-1257	585	T1N__CMAM764623GC	3,224
82 x 46 x 24-49½	23	2050 x 1150 x 607-1257	585	T1N__CMAM824623GC	3,231
58 x 52 x 24-49½	23	1450 x 1300 x 607-1257	585	T1N__CMAM585223GC	3,206
64 x 52 x 24-49½	23	1600 x 1300 x 607-1257	585	T1N__CMAM645223GC	3,213
70 x 52 x 24-49½	23	1750 x 1300 x 607-1257	585	T1N__CMAM705223GC	3,224
76 x 52 x 24-49½	23	1900 x 1300 x 607-1257	585	T1N__CMAM765223GC	3,231
82 x 52 x 24-49½	23	2050 x 1300 x 607-1257	585	T1N__CMAM825223GC	3,241
58 x 58 x 24-49½	23	1450 x 1450 x 607-1257	585	T1N__CMAM585823GC	3,213
64 x 58 x 24-49½	23	1600 x 1450 x 607-1257	585	T1N__CMAM645823GC	3,224
70 x 58 x 24-49½	23	1750 x 1450 x 607-1257	585	T1N__CMAM705823GC	3,231
76 x 58 x 24-49½	23	1900 x 1450 x 607-1257	585	T1N__CMAM765823GC	3,241
82 x 58 x 24-49½	23	2050 x 1450 x 607-1257	585	T1N__CMAM825823GC	3,248

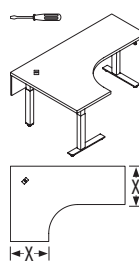
Surface 1. Smooth edge N. Specify matching (N) or contrasting (K, S, W) edge. Specify accent color (K, S, W).

1½" (38 mm) surfaces: Minimum position of 24½" (620 mm) and maximum position of 50" (1270 mm).

58 x 40 x 24½-50	23	1450 x 1000 x 620-1270	585	T5N__CMAM584023GC	3,248
64 x 40 x 24½-50	23	1600 x 1000 x 620-1270	585	T5N__CMAM644023GC	3,260
70 x 40 x 24½-50	23	1750 x 1000 x 620-1270	585	T5N__CMAM704023GC	3,277
76 x 40 x 24½-50	23	1900 x 1000 x 620-1270	585	T5N__CMAM764023GC	3,290
82 x 40 x 24½-50	23	2050 x 1000 x 620-1270	585	T5N__CMAM824023GC	3,301
58 x 46 x 24½-50	23	1450 x 1150 x 620-1270	585	T5N__CMAM584623GC	3,260
64 x 46 x 24½-50	23	1600 x 1150 x 620-1270	585	T5N__CMAM644623GC	3,277
70 x 46 x 24½-50	23	1750 x 1150 x 620-1270	585	T5N__CMAM704623GC	3,290
76 x 46 x 24½-50	23	1900 x 1150 x 620-1270	585	T5N__CMAM764623GC	3,301
82 x 46 x 24½-50	23	2050 x 1150 x 620-1270	585	T5N__CMAM824623GC	3,313
58 x 52 x 24½-50	23	1450 x 1300 x 620-1270	585	T5N__CMAM585223GC	3,277
64 x 52 x 24½-50	23	1600 x 1300 x 620-1270	585	T5N__CMAM645223GC	3,290
70 x 52 x 24½-50	23	1750 x 1300 x 620-1270	585	T5N__CMAM705223GC	3,301
76 x 52 x 24½-50	23	1900 x 1300 x 620-1270	585	T5N__CMAM765223GC	3,313
82 x 52 x 24½-50	23	2050 x 1300 x 620-1270	585	T5N__CMAM825223GC	3,324
58 x 58 x 24½-50	23	1450 x 1450 x 620-1270	585	T5N__CMAM585823GC	3,290
64 x 58 x 24½-50	23	1600 x 1450 x 620-1270	585	T5N__CMAM645823GC	3,301
70 x 58 x 24½-50	23	1750 x 1450 x 620-1270	585	T5N__CMAM705823GC	3,313
76 x 58 x 24½-50	23	1900 x 1450 x 620-1270	585	T5N__CMAM765823GC	3,324
82 x 58 x 24½-50	23	2050 x 1450 x 620-1270	585	T5N__CMAM825823GC	3,343

Surface 5. Smooth edge N. Specify matching (N) or contrasting (K, S, W) edge. Specify accent color (K, S, W).

Right extended corner tables with modesty panel – 23" D



Surfaces 1" (25 mm) or 1½" (38 mm) thick. 1 rectangular grommet. Metal triple C-base. 120" L (3048 mm) cable with plug for wall outlet. Laminate modesty panel 12" (300 mm) H.

1" (25 mm) surfaces: Minimum position of 24" (607 mm) and maximum position of 49½" (1257 mm).

58 x 40 x 24-49½	23	1450 x 1000 x 607-1257	585	T1N__CMAM405823GC	3,189
64 x 40 x 24-49½	23	1600 x 1000 x 607-1257	585	T1N__CMAM406423GC	3,194
70 x 40 x 24-49½	23	1750 x 1000 x 607-1257	585	T1N__CMAM407023GC	3,206
76 x 40 x 24-49½	23	1900 x 1000 x 607-1257	585	T1N__CMAM407623GC	3,213
82 x 40 x 24-49½	23	2050 x 1000 x 607-1257	585	T1N__CMAM408223GC	3,224
58 x 46 x 24-49½	23	1450 x 1150 x 607-1257	585	T1N__CMAM465823GC	3,194
64 x 46 x 24-49½	23	1600 x 1150 x 607-1257	585	T1N__CMAM466423GC	3,206
70 x 46 x 24-49½	23	1750 x 1150 x 607-1257	585	T1N__CMAM467023GC	3,213
76 x 46 x 24-49½	23	1900 x 1150 x 607-1257	585	T1N__CMAM467623GC	3,224
82 x 46 x 24-49½	23	2050 x 1150 x 607-1257	585	T1N__CMAM468223GC	3,231
58 x 52 x 24-49½	23	1450 x 1300 x 607-1257	585	T1N__CMAM525823GC	3,206
64 x 52 x 24-49½	23	1600 x 1300 x 607-1257	585	T1N__CMAM526423GC	3,213
70 x 52 x 24-49½	23	1750 x 1300 x 607-1257	585	T1N__CMAM527023GC	3,224
76 x 52 x 24-49½	23	1900 x 1300 x 607-1257	585	T1N__CMAM527623GC	3,231
82 x 52 x 24-49½	23	2050 x 1300 x 607-1257	585	T1N__CMAM528223GC	3,241
58 x 58 x 24-49½	23	1450 x 1450 x 607-1257	585	T1N__CMAM585823GC	3,213
64 x 58 x 24-49½	23	1600 x 1450 x 607-1257	585	T1N__CMAM586423GC	3,224
70 x 58 x 24-49½	23	1750 x 1450 x 607-1257	585	T1N__CMAM587023GC	3,231
76 x 58 x 24-49½	23	1900 x 1450 x 607-1257	585	T1N__CMAM587623GC	3,241
82 x 58 x 24-49½	23	2050 x 1450 x 607-1257	585	T1N__CMAM588223GC	3,248

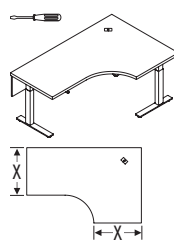
Surface 1. Smooth edge N. Specify matching (N) or contrasting (K, S, W) edge. Specify accent color (K, S, W).

1½" (38 mm) surfaces: Minimum position of 24½" (620 mm) and maximum position of 50" (1270 mm).

58 x 40 x 24½-50	23	1450 x 1000 x 620-1270	585	T5N__CMAM405823GC	3,248
64 x 40 x 24½-50	23	1600 x 1000 x 620-1270	585	T5N__CMAM406423GC	3,260
70 x 40 x 24½-50	23	1750 x 1000 x 620-1270	585	T5N__CMAM407023GC	3,277
76 x 40 x 24½-50	23	1900 x 1000 x 620-1270	585	T5N__CMAM407623GC	3,290
82 x 40 x 24½-50	23	2050 x 1000 x 620-1270	585	T5N__CMAM408223GC	3,301
58 x 46 x 24½-50	23	1450 x 1150 x 620-1270	585	T5N__CMAM465823GC	3,260
64 x 46 x 24½-50	23	1600 x 1150 x 620-1270	585	T5N__CMAM466423GC	3,277
70 x 46 x 24½-50	23	1750 x 1150 x 620-1270	585	T5N__CMAM467023GC	3,290
76 x 46 x 24½-50	23	1900 x 1150 x 620-1270	585	T5N__CMAM467623GC	3,301
82 x 46 x 24½-50	23	2050 x 1150 x 620-1270	585	T5N__CMAM468223GC	3,313
58 x 52 x 24½-50	23	1450 x 1300 x 620-1270	585	T5N__CMAM525823GC	3,277
64 x 52 x 24½-50	23	1600 x 1300 x 620-1270	585	T5N__CMAM526423GC	3,290
70 x 52 x 24½-50	23	1750 x 1300 x 620-1270	585	T5N__CMAM527023GC	3,301
76 x 52 x 24½-50	23	1900 x 1300 x 620-1270	585	T5N__CMAM527623GC	3,313
82 x 52 x 24½-50	23	2050 x 1300 x 620-1270	585	T5N__CMAM528223GC	3,324
58 x 58 x 24½-50	23	1450 x 1450 x 620-1270	585	T5N__CMAM585823GC	3,290
64 x 58 x 24½-50	23	1600 x 1450 x 620-1270	585	T5N__CMAM586423GC	3,301
70 x 58 x 24½-50	23	1750 x 1450 x 620-1270	585	T5N__CMAM587023GC	3,313
76 x 58 x 24½-50	23	1900 x 1450 x 620-1270	585	T5N__CMAM587623GC	3,324
82 x 58 x 24½-50	23	2050 x 1450 x 620-1270	585	T5N__CMAM588223GC	3,343

Surface 5. Smooth edge N. Specify matching (N) or contrasting (K, S, W) edge. Specify accent color (K, S, W).

Left extended corner tables with modesty panel – 29" D



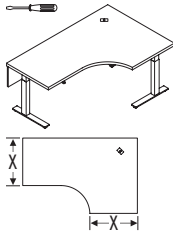
Surfaces 1" (25 mm) or 1½" (38 mm) thick. 1 rectangular grommet. Metal triple C-base. 120" L (3048 mm) cable with plug for wall outlet. Laminate modesty panel 12" (300 mm) H.

1" (25 mm) surfaces: Minimum position of 24" (607 mm) and maximum position of 49½" (1257 mm).

58 x 40 x 24-49½	29	1450 x 1000 x 607-1257	725	T1N__CMAM584029GC	3,200
64 x 40 x 24-49½	29	1600 x 1000 x 607-1257	725	T1N__CMAM644029GC	3,213
70 x 40 x 24-49½	29	1750 x 1000 x 607-1257	725	T1N__CMAM704029GC	3,224
76 x 40 x 24-49½	29	1900 x 1000 x 607-1257	725	T1N__CMAM764029GC	3,236
82 x 40 x 24-49½	29	2050 x 1000 x 607-1257	725	T1N__CMAM824029GC	3,241
58 x 46 x 24-49½	29	1450 x 1150 x 607-1257	725	T1N__CMAM584629GC	3,213
64 x 46 x 24-49½	29	1600 x 1150 x 607-1257	725	T1N__CMAM644629GC	3,224
70 x 46 x 24-49½	29	1750 x 1150 x 607-1257	725	T1N__CMAM704629GC	3,236
76 x 46 x 24-49½	29	1900 x 1150 x 607-1257	725	T1N__CMAM764629GC	3,241
82 x 46 x 24-49½	29	2050 x 1150 x 607-1257	725	T1N__CMAM824629GC	3,255
58 x 52 x 24-49½	29	1450 x 1300 x 607-1257	725	T1N__CMAM585229GC	3,224
64 x 52 x 24-49½	29	1600 x 1300 x 607-1257	725	T1N__CMAM645229GC	3,236
70 x 52 x 24-49½	29	1750 x 1300 x 607-1257	725	T1N__CMAM705229GC	3,241
76 x 52 x 24-49½	29	1900 x 1300 x 607-1257	725	T1N__CMAM765229GC	3,255
82 x 52 x 24-49½	29	2050 x 1300 x 607-1257	725	T1N__CMAM825229GC	3,266

	W x D x H (in)	X (in)	W x D x H (mm)	X (mm)	Code	(\$)
--	----------------	--------	----------------	--------	------	------

Left extended corner tables with modesty panel – 29" D (cont'd)



58 x 58 x 24-49 1/2	29	1450 x 1450 x 607-1257	725	T1N	-CMAM5858296C	3,236
64 x 58 x 24-49 1/2	29	1600 x 1450 x 607-1257	725	T1N	-CMAM6458296C	3,241
70 x 58 x 24-49 1/2	29	1750 x 1450 x 607-1257	725	T1N	-CMAM7058296C	3,255
76 x 58 x 24-49 1/2	29	1900 x 1450 x 607-1257	725	T1N	-CMAM7658296C	3,266
82 x 58 x 24-49 1/2	29	2050 x 1450 x 607-1257	725	T1N	-CMAM8258296C	3,277

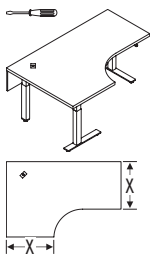
Surface 1. Smooth edge N. Specify matching (N) or contrasting (K, S, W) edge. Specify accent color (K, S, W).

1 1/2" (38 mm) surfaces: Minimum position of 24 1/2" (620 mm) and maximum position of 50" (1270 mm).

58 x 40 x 24 1/2-50	29	1450 x 1000 x 620-1270	725	T5N	-CMAM5840296C	3,271
64 x 40 x 24 1/2-50	29	1600 x 1000 x 620-1270	725	T5N	-CMAM6440296C	3,283
70 x 40 x 24 1/2-50	29	1750 x 1000 x 620-1270	725	T5N	-CMAM7040296C	3,301
76 x 40 x 24 1/2-50	29	1900 x 1000 x 620-1270	725	T5N	-CMAM7640296C	3,319
82 x 40 x 24 1/2-50	29	2050 x 1000 x 620-1270	725	T5N	-CMAM8240296C	3,336
58 x 46 x 24 1/2-50	29	1450 x 1150 x 620-1270	725	T5N	-CMAM5846296C	3,283
64 x 46 x 24 1/2-50	29	1600 x 1150 x 620-1270	725	T5N	-CMAM6446296C	3,301
70 x 46 x 24 1/2-50	29	1750 x 1150 x 620-1270	725	T5N	-CMAM7046296C	3,319
76 x 46 x 24 1/2-50	29	1900 x 1150 x 620-1270	725	T5N	-CMAM7646296C	3,336
82 x 46 x 24 1/2-50	29	2050 x 1150 x 620-1270	725	T5N	-CMAM8246296C	3,348
58 x 52 x 24 1/2-50	29	1450 x 1300 x 620-1270	725	T5N	-CMAM5852296C	3,301
64 x 52 x 24 1/2-50	29	1600 x 1300 x 620-1270	725	T5N	-CMAM6452296C	3,319
70 x 52 x 24 1/2-50	29	1750 x 1300 x 620-1270	725	T5N	-CMAM7052296C	3,336
76 x 52 x 24 1/2-50	29	1900 x 1300 x 620-1270	725	T5N	-CMAM7652296C	3,348
82 x 52 x 24 1/2-50	29	2050 x 1300 x 620-1270	725	T5N	-CMAM8252296C	3,366
58 x 58 x 24 1/2-50	29	1450 x 1450 x 620-1270	725	T5N	-CMAM5858296C	3,319
64 x 58 x 24 1/2-50	29	1600 x 1450 x 620-1270	725	T5N	-CMAM6458296C	3,336
70 x 58 x 24 1/2-50	29	1750 x 1450 x 620-1270	725	T5N	-CMAM7058296C	3,348
76 x 58 x 24 1/2-50	29	1900 x 1450 x 620-1270	725	T5N	-CMAM7658296C	3,366
82 x 58 x 24 1/2-50	29	2050 x 1450 x 620-1270	725	T5N	-CMAM8258296C	3,383

Surface 5. Smooth edge N. Specify matching (N) or contrasting (K, S, W) edge. Specify accent color (K, S, W).

Right extended corner tables with modesty panel – 29" D



Surfaces 1" (25 mm) or 1 1/2" (38 mm) thick. 1 rectangular grommet. Metal triple C-base. 120" L (3048 mm) cable with plug for wall outlet. Laminate modesty panel 12" (300 mm) H.

1" (25 mm) surfaces: Minimum position of 24" (607 mm) and maximum position of 49 1/2" (1257 mm).

58 x 40 x 24-49 1/2	29	1450 x 1000 x 607-1257	725	T1N	-CMAM4058296C	3,200
64 x 40 x 24-49 1/2	29	1600 x 1000 x 607-1257	725	T1N	-CMAM4064296C	3,213
70 x 40 x 24-49 1/2	29	1750 x 1000 x 607-1257	725	T1N	-CMAM4070296C	3,224
76 x 40 x 24-49 1/2	29	1900 x 1000 x 607-1257	725	T1N	-CMAM4076296C	3,236
82 x 40 x 24-49 1/2	29	2050 x 1000 x 607-1257	725	T1N	-CMAM4082296C	3,241
58 x 46 x 24-49 1/2	29	1450 x 1150 x 607-1257	725	T1N	-CMAM4658296C	3,213
64 x 46 x 24-49 1/2	29	1600 x 1150 x 607-1257	725	T1N	-CMAM4664296C	3,224
70 x 46 x 24-49 1/2	29	1750 x 1150 x 607-1257	725	T1N	-CMAM4670296C	3,236
76 x 46 x 24-49 1/2	29	1900 x 1150 x 607-1257	725	T1N	-CMAM4676296C	3,241
82 x 46 x 24-49 1/2	29	2050 x 1150 x 607-1257	725	T1N	-CMAM4682296C	3,255
58 x 52 x 24-49 1/2	29	1450 x 1300 x 607-1257	725	T1N	-CMAM5258296C	3,224
64 x 52 x 24-49 1/2	29	1600 x 1300 x 607-1257	725	T1N	-CMAM5264296C	3,236
70 x 52 x 24-49 1/2	29	1750 x 1300 x 607-1257	725	T1N	-CMAM5270296C	3,241
76 x 52 x 24-49 1/2	29	1900 x 1300 x 607-1257	725	T1N	-CMAM5276296C	3,255
82 x 52 x 24-49 1/2	29	2050 x 1300 x 607-1257	725	T1N	-CMAM5282296C	3,266
58 x 58 x 24-49 1/2	29	1450 x 1450 x 607-1257	725	T1N	-CMAM5858296C	3,236
64 x 58 x 24-49 1/2	29	1600 x 1450 x 607-1257	725	T1N	-CMAM5864296C	3,241
70 x 58 x 24-49 1/2	29	1750 x 1450 x 607-1257	725	T1N	-CMAM5870296C	3,255
76 x 58 x 24-49 1/2	29	1900 x 1450 x 607-1257	725	T1N	-CMAM5876296C	3,266
82 x 58 x 24-49 1/2	29	2050 x 1450 x 607-1257	725	T1N	-CMAM5882296C	3,277

Surface 1. Smooth edge N. Specify matching (N) or contrasting (K, S, W) edge. Specify accent color (K, S, W).

1 1/2" (38 mm) surfaces: Minimum position of 24 1/2" (620 mm) and maximum position of 50" (1270 mm).

58 x 40 x 24 1/2-50	29	1450 x 1000 x 620-1270	725	T5N	-CMAM4058296C	3,271
64 x 40 x 24 1/2-50	29	1600 x 1000 x 620-1270	725	T5N	-CMAM4064296C	3,283
70 x 40 x 24 1/2-50	29	1750 x 1000 x 620-1270	725	T5N	-CMAM4070296C	3,301
76 x 40 x 24 1/2-50	29	1900 x 1000 x 620-1270	725	T5N	-CMAM4076296C	3,319
82 x 40 x 24 1/2-50	29	2050 x 1000 x 620-1270	725	T5N	-CMAM4082296C	3,336
58 x 46 x 24 1/2-50	29	1450 x 1150 x 620-1270	725	T5N	-CMAM4658296C	3,283
64 x 46 x 24 1/2-50	29	1600 x 1150 x 620-1270	725	T5N	-CMAM4664296C	3,324
70 x 46 x 24 1/2-50	29	1750 x 1150 x 620-1270	725	T5N	-CMAM4670296C	3,331
76 x 46 x 24 1/2-50	29	1900 x 1150 x 620-1270	725	T5N	-CMAM4676296C	3,343

ASSEMBLY REQUIRED

USA – SEPTEMBER 2021

	W x D x H (in)	X (in)	W x D x H (mm)	X (mm)	Code	(\$)
--	----------------	--------	----------------	--------	------	------

Right extended corner tables with modesty panel – 29" D (cont'd)

82 x 46 x 24 1/2-50	29	2050 x 1150 x 620-1270	725	T5N	-CMAM4682296C	3,348
58 x 52 x 24 1/2-50	29	1450 x 1300 x 620-1270	725	T5N	-CMAM5258296C	3,301
64 x 52 x 24 1/2-50	29	1600 x 1300 x 620-1270	725	T5N	-CMAM5264296C	3,319
70 x 52 x 24 1/2-50	29	1750 x 1300 x 620-1270	725	T5N	-CMAM5270296C	3,336
76 x 52 x 24 1/2-50	29	1900 x 1300 x 620-1270	725	T5N	-CMAM5276296C	3,348
82 x 52 x 24 1/2-50	29	2050 x 1300 x 620-1270	725	T5N	-CMAM5282296C	3,366
58 x 58 x 24 1/2-50	29	1450 x 1450 x 620-1270	725	T5N	-CMAM5858296C	3,319
64 x 58 x 24 1/2-50	29	1600 x 1450 x 620-1270	725	T5N	-CMAM5864296C	3,336
70 x 58 x 24 1/2-50	29	1750 x 1450 x 620-1270	725	T5N	-CMAM5870296C	3,348
76 x 58 x 24 1/2-50	29	1900 x 1450 x 620-1270	725	T5N	-CMAM5876296C	3,366
82 x 58 x 24 1/2-50	29	2050 x 1450 x 620-1270	725	T5N	-CMAM5882296C	3,383

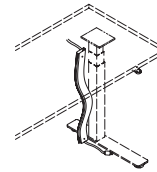
Surface 5. Smooth edge N. Specify matching (N) or contrasting (K, S, W) edge. Specify accent color (K, S, W).

W x D x H (in)	W x D x H (mm)	Code	(\$)
----------------	----------------	------	------

ACCESSORIES FOR ELECTRIC HEIGHT ADJUSTABLE TABLES

Fabric vertical wire cover

Allows vertical cable management. Diameter of 2 1/2" (63 mm). With zipper. All United Chair® standard fabrics are applicable.



	Gr1	Gr2	Gr3	Gr4	Gr5	Gr6	Gr8
2 1/2 x 2 1/2 x 52	63	63	1320	DVV48	88	93	102 107 118 130 142

Specify the fabric code at the end of the product code.

Cable management fasteners

Install beneath work surfaces. Make it possible to pinch cables beneath the work surface for cable management. Grey. Pack of 5.



5 1/2 x 1 1/2 x 1	140 x 40 x 25	LGC-WMC05	102
-------------------	---------------	-----------	-----

QUORUM MULTICONFERENCE

Approx. no. of seats	W x D x H (in)	W x D x H (mm)	Code	With option:	
				PC (\$)	PC (\$)

TRAINING TABLES – V-BASE

Mobile rectangular tables with flip-top mechanism



Surfaces 1" (25 mm) or 1 1/2" (38 mm) thick. V-base with casters with brakes. Mechanism to make the work surface flip vertically. The tables can be connected to one another by using LGC-UP4 connectors. Can accept a modesty panel and LGC-TH2 hooks. Option of electrical module at the center with non-sequential multiple interconnection system. **Must be ordered separately: 1 starter kit for interconnection system LGC-DCPS108.**

1	48 x 24 x 29	1200 x 600 x 738	T1N --MRCF2448V	1,618	2,363
2	54 x 24 x 29	1350 x 600 x 738	T1N --MRCF2454V	1,637	2,387
2	60 x 24 x 29	1500 x 600 x 738	T1N --MRCF2460V	1,658	2,419
2	66 x 24 x 29	1650 x 600 x 738	T1N --MRCF2466V	1,677	2,438
2	72 x 24 x 29	1800 x 600 x 738	T1N --MRCF2472V	1,697	2,457
2	78 x 24 x 29	1950 x 600 x 738	T1N --MRCF2478V	1,743	2,510
3	84 x 24 x 29	2100 x 600 x 738	T1N --MRCF2484V	1,788	2,571
1	48 x 30 x 29	1200 x 750 x 738	T1N --MRCF3048V	1,637	2,381
2	54 x 30 x 29	1350 x 750 x 738	T1N --MRCF3054V	1,658	2,408
2	60 x 30 x 29	1500 x 750 x 738	T1N --MRCF3060V	1,677	2,438
2	66 x 30 x 29	1650 x 750 x 738	T1N --MRCF3066V	1,697	2,457
2	72 x 30 x 29	1800 x 750 x 738	T1N --MRCF3072V	1,722	2,483
2	78 x 30 x 29	1950 x 750 x 738	T1N --MRCF3078V	1,769	2,536
3	84 x 30 x 29	2100 x 750 x 738	T1N --MRCF3084V	1,824	2,606

Surface 1. Smooth edge N. Specify matching (N) or contrasting (K, S, W) edge. Specify accent color (K, S, W). Option of module at the center: add PC at the end of the product code.

1	48 x 24 x 29 1/2	1200 x 600 x 751	T5N --MRCF2448V	1,658	2,402
2	54 x 24 x 29 1/2	1350 x 600 x 751	T5N --MRCF2454V	1,677	2,427
2	60 x 24 x 29 1/2	1500 x 600 x 751	T5N --MRCF2460V	1,704	2,465
2	66 x 24 x 29 1/2	1650 x 600 x 751	T5N --MRCF2466V	1,729	2,491
2	72 x 24 x 29 1/2	1800 x 600 x 751	T5N --MRCF2472V	1,749	2,511
2	78 x 24 x 29 1/2	1950 x 600 x 751	T5N --MRCF2478V	1,808	2,575
3	84 x 24 x 29 1/2	2100 x 600 x 751	T5N --MRCF2484V	1,861	2,644
1	48 x 30 x 29 1/2	1200 x 750 x 751	T5N --MRCF3048V	1,684	2,429
2	54 x 30 x 29 1/2	1350 x 750 x 751	T5N --MRCF3054V	1,710	2,460
2	60 x 30 x 29 1/2	1500 x 750 x 751	T5N --MRCF3060V	1,738	2,498
2	66 x 30 x 29 1/2	1650 x 750 x 751	T5N --MRCF3066V	1,769	2,531
2	72 x 30 x 29 1/2	1800 x 750 x 751	T5N --MRCF3072V	1,796	2,557
2	78 x 30 x 29 1/2	1950 x 750 x 751	T5N --MRCF3078V	1,848	2,615
3	84 x 30 x 29 1/2	2100 x 750 x 751	T5N --MRCF3084V	1,908	2,690

Surface 5. Smooth edge N. Specify matching (N) or contrasting (K, S, W) edge. Specify accent color (K, S, W). Option of module at the center: add PC at the end of the product code.

Mobile rectangular tables with radius corners and flip-top mechanism



Surfaces 1" (25 mm) or 1 1/2" (38 mm) thick. V-base with casters with brakes. Mechanism to make the work surface flip vertically. The tables can be connected to one another by using LGC-UP4 connectors. Can accept a modesty panel and LGC-TH2 hooks. Option of electrical module at the center with non-sequential multiple interconnection system. **Must be ordered separately for PC option: 1 starter kit for interconnection system LGC-DCPS108.**

1	48 x 24 x 29	1200 x 600 x 738	T1N --MRCRF2448V	1,712	2,455
2	54 x 24 x 29	1350 x 600 x 738	T1N --MRCRF2454V	1,729	2,479
2	60 x 24 x 29	1500 x 600 x 738	T1N --MRCRF2460V	1,750	2,512
2	66 x 24 x 29	1650 x 600 x 738	T1N --MRCRF2466V	1,769	2,531
2	72 x 24 x 29	1800 x 600 x 738	T1N --MRCRF2472V	1,789	2,550
2	78 x 24 x 29	1950 x 600 x 738	T1N --MRCRF2478V	1,835	2,602
3	84 x 24 x 29	2100 x 600 x 738	T1N --MRCRF2484V	1,881	2,664
1	48 x 30 x 29	1200 x 750 x 738	T1N --MRCRF3048V	1,729	2,474
2	54 x 30 x 29	1350 x 750 x 738	T1N --MRCRF3054V	1,750	2,500
2	60 x 30 x 29	1500 x 750 x 738	T1N --MRCRF3060V	1,769	2,531
2	66 x 30 x 29	1650 x 750 x 738	T1N --MRCRF3066V	1,789	2,550
2	72 x 30 x 29	1800 x 750 x 738	T1N --MRCRF3072V	1,814	2,576

Mobile rectangular tables with radius corners and flip-top mechanism (cont'd)



Approx. no. of seats	W x D x H (in)	W x D x H (mm)	Code	With option:	
				PC (\$)	PC (\$)

2	78 x 30 x 29	1950 x 750 x 738	T1N --MRCRF3078V	1,862	2,628
3	84 x 30 x 29	2100 x 750 x 738	T1N --MRCRF3084V	1,916	2,699

Surface 1. Smooth edge N. Specify matching (N) or contrasting (K, S, W) edge. Specify accent color (K, S, W). Option of module at the center: add PC at the end of the product code.

1	48 x 24 x 29 1/2	1200 x 600 x 751	T5N --MRCRF2448V	1,750	2,495
2	54 x 24 x 29 1/2	1350 x 600 x 751	T5N --MRCRF2454V	1,769	2,519
2	60 x 24 x 29 1/2	1500 x 600 x 751	T5N --MRCRF2460V	1,798	2,558
2	66 x 24 x 29 1/2	1650 x 600 x 751	T5N --MRCRF2466V	1,823	2,583
2	72 x 24 x 29 1/2	1800 x 600 x 751	T5N --MRCRF2472V	1,843	2,603
2	78 x 24 x 29 1/2	1950 x 600 x 751	T5N --MRCRF2478V	1,901	2,667
3	84 x 24 x 29 1/2	2100 x 600 x 751	T5N --MRCRF2484V	1,954	2,736
1	48 x 30 x 29 1/2	1200 x 750 x 751	T5N --MRCRF3048V	1,778	2,521
2	54 x 30 x 29 1/2	1350 x 750 x 751	T5N --MRCRF3054V	1,803	2,553
2	60 x 30 x 29 1/2	1500 x 750 x 751	T5N --MRCRF3060V	1,830	2,591
2	66 x 30 x 29 1/2	1650 x 750 x 751	T5N --MRCRF3066V	1,862	2,623
2	72 x 30 x 29 1/2	1800 x 750 x 751	T5N --MRCRF3072V	1,889	2,649
2	78 x 30 x 29 1/2	1950 x 750 x 751	T5N --MRCRF3078V	1,940	2,707
3	84 x 30 x 29 1/2	2100 x 750 x 751	T5N --MRCRF3084V	2,000	2,783

Surface 5. Smooth edge N. Specify matching (N) or contrasting (K, S, W) edge. Specify accent color (K, S, W). Option of module at the center: add PC at the end of the product code.

Mobile rectangular tables



Surfaces 1" (25 mm) or 1 1/2" (38 mm) thick. V-base with casters with brakes. The tables can be connected to one another by using LGC-UP4 connectors. Can accept a modesty panel and LGC-TH2 hooks. Option of electrical module at the center with non-sequential multiple interconnection system. **Must be ordered separately for PC option: 1 starter kit for interconnection system LGC-DCPS108.**

1	48 x 24 x 29	1200 x 600 x 738	T1N --MRC2448V	1,210	1,954
2	54 x 24 x 29	1350 x 600 x 738	T1N --MRC2454V	1,231	1,980
2	60 x 24 x 29	1500 x 600 x 738	T1N --MRC2460V	1,251	2,011
2	66 x 24 x 29	1650 x 600 x 738	T1N --MRC2466V	1,271	2,031
2	72 x 24 x 29	1800 x 600 x 738	T1N --MRC2472V	1,288	2,050
2	78 x 24 x 29	1950 x 600 x 738	T1N --MRC2478V	1,335	2,100
3	84 x 24 x 29	2100 x 600 x 738	T1N --MRC2484V	1,373	2,157
1	48 x 30 x 29	1200 x 750 x 738	T1N --MRC3048V	1,231	1,975
2	54 x 30 x 29	1350 x 750 x 738	T1N --MRC3054V	1,251	2,000
2	60 x 30 x 29	1500 x 750 x 738	T1N --MRC3060V	1,271	2,031
2	66 x 30 x 29	1650 x 750 x 738	T1N --MRC3066V	1,296	2,056
2	72 x 30 x 29	1800 x 750 x 738	T1N --MRC3072V	1,317	2,077
2	78 x 30 x 29	1950 x 750 x 738	T1N --MRC3078V	1,362	2,128
3	84 x 30 x 29	2100 x 750 x 738	T1N --MRC3084V	1,408	2,190

Surface 1. Smooth edge N. Specify matching (N) or contrasting (K, S, W) edge. Specify accent color (K, S, W). Option of module at the center: add PC at the end of the product code.

1	48 x 24 x 29 1/2	1200 x 600 x 751	T5N --MRC2448V	1,251	1,994
2	54 x 24 x 29 1/2	1350 x 600 x 751	T5N --MRC2454V	1,276	2,025
2	60 x 24 x 29 1/2	1500 x 600 x 751	T5N --MRC2460V	1,296	2,056
2	66 x 24 x 29 1/2	1650 x 600 x 751	T5N --MRC2466V	1,322	2,082
2	72 x 24 x 29 1/2	1800 x 600 x 751	T5N --MRC2472V	1,349	2,111
2	78 x 24 x 29 1/2	1950 x 600 x 751	T5N --MRC2478V	1,394	2,161
3	84 x 24 x 29 1/2	2100 x 600 x 751	T5N --MRC2484V	1,448	2,230
1	48 x 30 x 29 1/2	1200 x 750 x 751	T5N --MRC3048V	1,276	2,020
2	54 x 30 x 29 1/2	1350 x 750 x 751	T5N --MRC3054V	1,303	2,053
2	60 x 30 x 29 1/2	1500 x 750 x 751	T5N --MRC3060V	1,335	2,095
2	66 x 30 x 29 1/2	1650 x 750 x 751	T5N --MRC3066V	1,362	2,122
2	72 x 30 x 29 1/2	1800 x 750 x 751	T5N --MRC3072V	1,389	2,150
2	78 x 30 x 29 1/2	1950 x 750 x 751	T5N --MRC3078V	1,441	2,207
3	84 x 30 x 29 1/2	2100 x 750 x 751	T5N --MRC3084V	1,499	2,283

Surface 5. Smooth edge N. Specify matching (N) or contrasting (K, S, W) edge. Specify accent color (K, S, W). Option of module at the center: add PC at the end of the product code.

TECHNOLOGY INTEGRATION



PC Electrical module

POSITIONING



PC

Approx. no. of seats	W x D x H (in)		W x D x H (mm)		Code	With option: PC (\$)	
	W	D	W	D		(S)	(S)
Mobile rectangular tables with radius corners							
Surfaces 1" (25 mm) or 1½" (38 mm) thick. V-base with casters with brakes. The tables can be connected to one another by using LGC-UP4 connectors. Can accept a modesty panel and LGC-TH2 hooks. Option of electrical module at the center with non-sequential multiple interconnection system. Must be ordered separately for PC option: 1 starter kit for interconnection system LGC-DCPS108.							
1	48	24	29	1200 x 600	738	T1N_-MRCR2448V	1,302 2,046
2	54	24	29	1350 x 600	738	T1N_-MRCR2454V	1,323 2,073
2	60	24	29	1500 x 600	738	T1N_-MRCR2460V	1,343 2,103
2	66	24	29	1650 x 600	738	T1N_-MRCR2466V	1,363 2,123
2	72	24	29	1800 x 600	738	T1N_-MRCR2472V	1,382 2,142
2	78	24	29	1950 x 600	738	T1N_-MRCR2478V	1,427 2,192
3	84	24	29	2100 x 600	738	T1N_-MRCR2484V	1,467 2,249
1	48	30	29	1200 x 750	738	T1N_-MRCR3048V	1,323 2,067
2	54	30	29	1350 x 750	738	T1N_-MRCR3054V	1,343 2,093
2	60	30	29	1500 x 750	738	T1N_-MRCR3060V	1,363 2,123
2	66	30	29	1650 x 750	738	T1N_-MRCR3066V	1,388 2,148
2	72	30	29	1800 x 750	738	T1N_-MRCR3072V	1,409 2,169
2	78	30	29	1950 x 750	738	T1N_-MRCR3078V	1,454 2,221
3	84	30	29	2100 x 750	738	T1N_-MRCR3084V	1,500 2,284

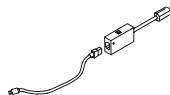


Surface 1. Smooth edge N. Specify matching (N) or contrasting (K, S, W) edge. Specify accent color (K, S, W). Option of module at the center: add PC at the end of the product code.

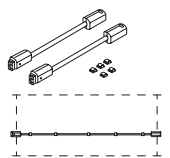
1	48	24	29½	1200 x 600	751	T5N_-MRCR2448V	1,343 2,087
2	54	24	29½	1350 x 600	751	T5N_-MRCR2454V	1,368 2,118
2	60	24	29½	1500 x 600	751	T5N_-MRCR2460V	1,388 2,148
2	66	24	29½	1650 x 600	751	T5N_-MRCR2466V	1,414 2,176
2	72	24	29½	1800 x 600	751	T5N_-MRCR2472V	1,442 2,203
2	78	24	29½	1950 x 600	751	T5N_-MRCR2478V	1,487 2,253
3	84	24	29½	2100 x 600	751	T5N_-MRCR2484V	1,540 2,323
1	48	30	29½	1200 x 750	751	T5N_-MRCR3048V	1,368 2,113
2	54	30	29½	1350 x 750	751	T5N_-MRCR3054V	1,395 2,145
2	60	30	29½	1500 x 750	751	T5N_-MRCR3060V	1,427 2,187
2	66	30	29½	1650 x 750	751	T5N_-MRCR3066V	1,454 2,214
2	72	30	29½	1800 x 750	751	T5N_-MRCR3072V	1,482 2,243
2	78	30	29½	1950 x 750	751	T5N_-MRCR3078V	1,534 2,300
3	84	30	29½	2100 x 750	751	T5N_-MRCR3084V	1,592 2,375

Surface 5. Smooth edge N. Specify matching (N) or contrasting (K, S, W) edge. Specify accent color (K, S, W). Option of module at the center: add PC at the end of the product code.

Approx. no. of seats	W x D x H (in)	W x D x H (mm)	Code	(\$)
Starter kit for interconnection system				
Starting cable for use with the non-sequential multiple interconnection system. 108" L (2743 mm) cable with plug for wall outlet. Control housing with system status visual indicator.				
72	1829		LGC-DCPS108	463

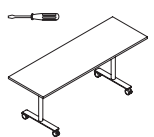


Approx. no. of seats	W x D x H (in)	W x D x H (mm)	Code	(\$)
Junction cable kit				
Cable(s) for non-sequential junction and self-adhesive fasteners. Install beneath a training table with no electrical/communication module. Allows interconnection of a table with 1 electrical/communication module and a table with no module.				
54	1372		LGC-DCJK48	138
60	1524		LGC-DCJK54	154
66	1676		LGC-DCJK60	171
72	1829		LGC-DCJK66	188
78	1981		LGC-DCJK72	204
84	2134		LGC-DCJK78	221
90	2286		LGC-DCJK84	237



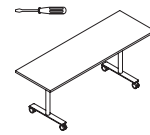
TRAINING TABLES – T-BASE

Approx. no. of seats	W x D x H (in)	W x D x H (mm)	Code	(\$)			
Mobile rectangular tables with flip-top mechanism							
Surface 1" (25 mm) thick. T-base with casters with brakes. Mechanism to make the work surface flip vertically. The tables can be connected to one another by using LGC-UP4 connectors. Can accept a modesty panel and LGC-TH2 hooks.							
1	48	24	29	1200 x 600	736	T1N_-MRCF2448T	1,097
2	54	24	29	1350 x 600	736	T1N_-MRCF2454T	1,130
2	60	24	29	1500 x 600	736	T1N_-MRCF2460T	1,163
2	66	24	29	1650 x 600	736	T1N_-MRCF2466T	1,191
2	72	24	29	1800 x 600	736	T1N_-MRCF2472T	1,224



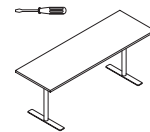
Approx. no. of seats	W x D x H (in)	W x D x H (mm)	Code	(\$)			
Mobile rectangular tables with flip-top mechanism (cont'd)							
1	48	30	29	1200 x 750	736	T1N_-MRCF3048T	1,119
2	54	30	29	1350 x 750	736	T1N_-MRCF3054T	1,158
2	60	30	29	1500 x 750	736	T1N_-MRCF3060T	1,196
2	66	30	29	1650 x 750	736	T1N_-MRCF3066T	1,240
2	72	30	29	1800 x 750	736	T1N_-MRCF3072T	1,279

Mobile rectangular tables



Approx. no. of seats	W x D x H (in)	W x D x H (mm)	Code	(\$)			
Surface 1. Smooth edge N. Specify matching (N) or contrasting (K, S, W) edge. Specify accent color (K, S, W).							
Surface 1" (25 mm) thick. T-base with casters with brakes. The tables can be connected to one another by using LGC-UP4 connectors. Can accept a modesty panel and LGC-TH2 hooks.							
1	48	24	29	1200 x 600	736	T1N_-MRC2448T	684
2	54	24	29	1350 x 600	736	T1N_-MRC2454T	717
2	60	24	29	1500 x 600	736	T1N_-MRC2460T	750
2	66	24	29	1650 x 600	736	T1N_-MRC2466T	783
2	72	24	29	1800 x 600	736	T1N_-MRC2472T	816
1	48	30	29	1200 x 750	736	T1N_-MRC3048T	700
2	54	30	29	1350 x 750	736	T1N_-MRC3054T	744
2	60	30	29	1500 x 750	736	T1N_-MRC3060T	789
2	66	30	29	1650 x 750	736	T1N_-MRC3066T	833
2	72	30	29	1800 x 750	736	T1N_-MRC3072T	877

Fixed rectangular tables



Approx. no. of seats	W x D x H (in)	W x D x H (mm)	Code	(\$)			
Surface 1. Smooth edge N. Specify matching (N) or contrasting (K, S, W) edge. Specify accent color (K, S, W).							
Surface 1" (25 mm) thick. T-base with levelers. The tables can be connected to one another by using LGC-UP4 connectors. Can accept a modesty panel and LGC-TH2 hooks.							
1	48	24	29	1200 x 600	736	T1N_-RC2448T	684
2	54	24	29	1350 x 600	736	T1N_-RC2454T	717
2	60	24	29	1500 x 600	736	T1N_-RC2460T	750
2	66	24	29	1650 x 600	736	T1N_-RC2466T	783
2	72	24	29	1800 x 600	736	T1N_-RC2472T	816
1	48	30	29	1200 x 750	736	T1N_-RC3048T	700
2	54	30	29	1350 x 750	736	T1N_-RC3054T	744
2	60	30	29	1500 x 750	736	T1N_-RC3060T	789
2	66	30	29	1650 x 750	736	T1N_-RC3066T	833
2	72	30	29	1800 x 750	736	T1N_-RC3072T	877

Surface 1. Smooth edge N. Specify matching (N) or contrasting (K, S, W) edge. Specify accent color (K, S, W).

TRAINING TABLE ACCESSORIES

Modesty panels for training tables		Fabric modesty panel, with hinges. Installs beneath a training table. Panel provides a clearance of 3" (75 mm) on each side of the surface. Prices indicated are applicable to all United Chair® fabrics.	
W x D x H (in)	W x D x H (mm)	Code	(\$)
Gr1 Gr2 Gr3 Gr4 Gr5 Gr6 Gr8			
42 x 5/8 x 8	1045 x 16 x 200	TNNN_-MODF48	364 392 419 437 456 471 490
48 x 5/8 x 8	1195 x 16 x 200	TNNN_-MODF54	376 404 433 450 469 487 507
54 x 5/8 x 8	1345 x 16 x 200	TNNN_-MODF60	395 424 455 475 494 512 533
60 x 5/8 x 8	1495 x 16 x 200	TNNN_-MODF66	406 438 468 488 509 529 550
66 x 5/8 x 8	1645 x 16 x 200	TNNN_-MODF72	426 459 489 511 533 553 575
72 x 5/8 x 8	1795 x 16 x 200	TNNN_-MODF78	450 485 519 542 565 587 609
78 x 5/8 x 8	1945 x 16 x 200	TNNN_-MODF84	483 520 554 580 603 629 653
Specify accent color (K, S, W). Specify the fabric code at the end of the product code.			

Connectors for training tables		Black plastic connectors. Are used to connect 2 tables. Pack of 4.	
W x D x H (in)	W x D x H (mm)	Code	(\$)
17/8 x 5/2 x 5/8	140 x 48 x 16	LGC-UP4	82

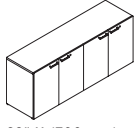


Hooks for personal belongings		Metal hooks. Install beneath a work surface. Pack of 2.	
W x D x H (in)	W x D x H (mm)	Code	(\$)
1½ x 1½ x 2	38 x 41 x 51	LGC-TH2	82
Specify accent color (K, S, W).			

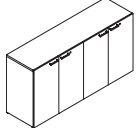


COMPLEMENTARY FURNITURE

W x D x H (in)	W x D x H (mm)	Code	(\$)
Bookcase credenzas with doors			
<i>Doors with soft-close hinges. Locks. 2 adjustable shelves.</i>			
72 x 20 x 29	1800 x 500 x 736	T1NN_-B207229B	1,637
72 x 20 x 36	1800 x 500 x 914	T1NN_-B207236B	1,962
Specify handle color (K, S, W).			

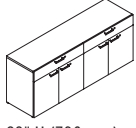


29" H (736 mm)

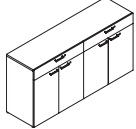


36" H (914 mm)

W x D x H (in)	W x D x H (mm)	Code	(\$)
Bookcase credenzas with doors and drawers			
<i>Utility drawers with soft-close slides. Doors with soft-close hinges. Locks. 2 adjustable shelves.</i>			
72 x 20 x 29	1800 x 500 x 736	T1NN_-207229UB	2,210
72 x 20 x 36	1800 x 500 x 914	T1NN_-207236UB	2,658
Specify handle color (K, S, W).			



29" H (736 mm)



36" H (914 mm)

W x D x H (in)	W x D x H (mm)	Code	(\$)
Bookcases with doors			
<i>Doors with soft-close hinges. Lock. 1 adjustable shelf.</i>			
36 x 20 x 29	900 x 500 x 736	T1NN_-203629B	998
36 x 20 x 36	900 x 500 x 914	T1NN_-203636B	1,196
Specify handle color (K, S, W).			



29" H (736 mm)



36" H (914 mm)

W x D x H (in)	W x D x H (mm)	Code	(\$)
Bookcase credenzas with doors and drawer			
<i>Utility drawer with soft-close slides. Doors with soft-close hinges. Locks. 1 adjustable shelf.</i>			
36 x 20 x 29	900 x 500 x 736	T1NN_-203629UB	1,252
36 x 20 x 36	900 x 500 x 914	T1NN_-203636UB	1,499
Specify handle color (K, S, W).			

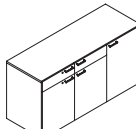


29" H (736 mm)

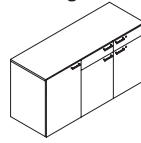


36" H (914 mm)

W x D x H (in)	W x D x H (mm)	Code	(\$)
Credenzas with space for refrigerator on right			
<i>Space 20³/₄" W x 21⁵/₁₆" D x 32" H (530 x 542 x 812 mm) for a compact refrigerator. Vent at back. Utility drawers. Utensil tray. Door with access to 1 garbage bin and 1 recycling bin. Locks on 1 door and 1 drawer. 1 adjustable shelf.</i>			
72 x 25 x 36	1800 x 625 x 914	T1NN_-257236UBD	3,004
Specify handle color (K, S, W).			



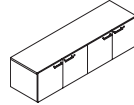
W x D x H (in)	W x D x H (mm)	Code	(\$)
Credenzas with space for refrigerator on left			
<i>Space 20³/₄" W x 21⁵/₁₆" D x 32" H (530 x 542 x 812 mm) for a compact refrigerator. Vent at back. Utility drawers. Utensil tray. Door with access to 1 garbage bin and 1 recycling bin. Locks on 1 door and 1 drawer. 1 adjustable shelf.</i>			
72 x 25 x 36	1800 x 625 x 914	T1NN_-257236DUB	3,004
Specify handle color (K, S, W).			



W x D x H (in)	W x D x H (mm)	Code	(\$)
Cabinets			
<i>Doors with lock. 3 adjustable shelves and 1 full-width fixed shelf. Laminate doors</i>			
36 x 20 x 73	900 x 500 x 1834	T1NN_-203673B	1,681
Specify handle color (K, S, W).			



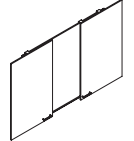
W x D x H (in)	W x D x H (mm)	Code	(\$)
Wall-mounted bookcases with doors			
<i>Doors with soft-close hinges. Locks. Assembly hardware for wall installation included. Laminate doors</i>			
72 x 20 x 18	1800 x 500 x 450	T1NN_-BM207218B	1,313
Specify handle color (K, S, W).			



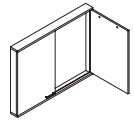
W x D x H (in)	W x D x H (mm)	Code	(\$)
Wall-mounted bookcases with doors			
<i>Doors with soft-close hinges. Locks. Handles with silver finish. Assembly hardware for wall installation included.</i>			
36 x 20 x 18	900 x 500 x 450	T1NN_-BM203618B	855
Specify handle color (K, S, W).			



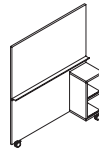
W x D x H (in)	W x D x H (mm)	Code	(\$)
Marker board with sliding doors			
<i>Laminate marker board surface for dry-erase marker. Non-magnetic. Accessories tray at bottom of board. Dimension of open board: 117¹/₂" W (2938 mm).</i>			
60 x 4 x 48	1500 x 105 x 1200	TNNN_-VBX4860C	1,980
Specify handle color (K, S, W).			



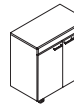
W x D x H (in)	W x D x H (mm)	Code	(\$)
Marker board with doors			
<i>Laminate marker board surface for dry-erase marker. Non-magnetic. Accessories tray at bottom of board. Interior of doors made of natural cork. 180° hinges. Hooks for flip chart. Dimension of open board: 107¹/₄" W (2725 mm).</i>			
54 x 5 x 41 ¹ / ₄	1368 x 130 x 1049	T1NN_-VBX4054	1,716
Specify handle color (K, S, W).			



W x D x H (in)	W x D x H (mm)	Code	(\$)
Mobile marker board with storage module			
<i>Laminate 2-sided marker board surface for dry-erase marker. Non-magnetic. 1 accessories tray included, metal with silver finish. 4 storage spaces. 2 fixed shelves. Casters with brakes. 1-tone finish only.</i>			
54 x 25 x 65	1350 x 622 x 1629	TNNNS-MWB5465	1,773



W x D x H (in)	W x D x H (mm)	Code	(\$)
Mobile serving carts			
<i>Open storage space: 33" W x 18" D x 3" H (847 x 462 x 84 mm). Doors with soft-close hinges. Lock. 1 adjustable shelf. 4 casters, of which 2 have brakes.</i>			
36 x 20 x 36	900 x 500 x 914	T1NN_-MS203636	1,861
Specify handle color (K, S, W).			



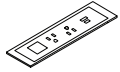
W x D x H (in)	W x D x H (mm)	Code	(\$)
Lectern			
<i>1 shelf at a fixed angle. 1 adjustable shelf. Cable access. 4 casters, of which 2 have brakes. 1-tone finish only.</i>			
24 x 20 x 42	600 x 510 x 1072	TNNNN-LC242042	1,170



W x D x H (in) W x D x H (mm) Code (\$)

ELECTRIFICATION

Electrical communication module *2 electric outlets and an open space, one USB-A outlet and one USB-C outlet. Can accept the connectors shown on this page. 72" L (1829 mm) cable with plug for wall outlet. Field installation. UL and CUL certified.*



8³/₁₆ x 2⁵/₁₆ 208 x 59 **LGC-PCB2PUSBC_** **424**
Specify accent color (K, S, W).

Electrical module *1 electric outlet, one USB-A outlet and one USB-C outlet. 72" L (1829 mm) cable with plug for wall outlet. Field installation. UL and CUL certified.*



5³/₁₆ x 2⁵/₁₆ 132 x 59 **LGC-PCPUSBC_** **402**
Specify accent color (K, S, W).

Telephone jack *RJ11 connector, category 3. Modular connector for standard telephone. Must be used with the adapters supplied with the selected accessories, plates or modules. Black. Field installation.*



9¹/₁₆ x 5⁷/₈ x 1³/₁₆ 14 x 16 x 30 **LGC-RJ11K** **69**

Private network jack *RJ45 connector, category 6. For Internet and multiline connection or voice-over-IP telephone systems. Must be used with the adapters supplied with the selected accessories, plates or modules. Black. Field installation.*



5⁷/₈ x 5⁷/₈ x 1³/₁₆ 16 x 16 x 30 **LGC-RJ45K** **119**

HDMI connector *For HD screens that accept HDMI connections. Female/female connection. Must be used with the adapters supplied with the selected accessories, plates or modules. Black or white. Field installation.*



1 x 1 x 1³/₁₆ 26 x 26 x 21 **LGC-HDMI_** **137**
Specify accent color (K, W).

USB charging connector *USB-A connection for USB-powered devices and for charging mobile electronic devices. Charging power of 2000 mA. 72" L (1829 mm) cable with plug. Must be used with the adapters supplied with the selected accessories, plates or modules. Field installation. Transformer is UL and CUL certified.*



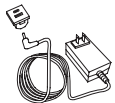
1 x 1 x 1³/₁₆ 26 x 26 x 21 **LGC-USB_** **169**
Specify accent color (K, S, W).

USB 3.0 connector *Simultaneous read and write capability. Transfer speed of 5 Gb/s. Cannot be used for charging. 72" L (1829 mm) cable. Must be used with the adapters supplied with the selected accessories, plates or modules. Black or white. Field installation.*



1 x 1 x 1³/₁₆ 26 x 26 x 21 **LGC-USBDATA_** **113**
Specify accent color (K, W).

USB-C charging connector *USB-C connection for USB-powered devices and for charging mobile electronic devices. 60W power. Cannot be used for data transfer. 72" L (1829 mm) cable with plug. Must be used with the adapters supplied with the selected accessories, plates or modules. Black or white. Field installation.*



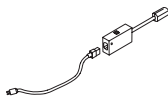
1 x 1 x 1³/₁₆ 26 x 26 x 21 **LGC-USBC60_** **358**
Specify accent color (K, W).


Passive USB-C connector *USB-C connection with simultaneous read and write capability. Transfer speed of 480 Mbps. 60W power. 40" L (1000 mm) cable. Must be used with the adapters supplied with the selected accessories, plates or modules. Black. Field installation.*



1 x 1 x 3³/₈ 26 x 26 x 21 **LGC-USBCK** **83**

Starter kit for interconnection system *Starting cable for use with the non-sequential multiple interconnection system. Connection for wall outlet. 108" L (2743 mm) cable. Control housing with system status visual indicator. Meets the code requirements of the city of Chicago.*



108 2743 **LGC-DCPS108**  **424**

Channels *1 channel allows cable and wire management. Installs using screws (included) beneath a work surface. Anodized aluminum, silver finish.*



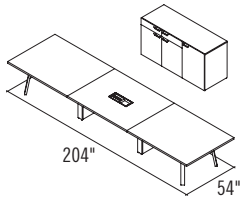
32 x 3³/₈ x 3³/₈ 800 x 92 x 61 **TNNS-HWMA32** **138**

56 x 3³/₈ x 3³/₈ 1400 x 92 x 61 **TNNS-HWMA56** **160**

92 x 3³/₈ x 3³/₈ 2300 x 92 x 61 **TNNS-HWMA92** **176**

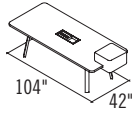
SUGGESTIONS

QMC_PLAN30



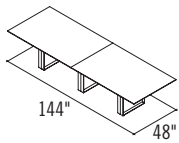
QMC_PLAN30		\$10,621
1	T5N__-RC54204CPC	Rectangular surface \$5,422
2	TNNNN-LB0524WM	Thermofused laminate bases \$1,367
2	TNNN_-ATL228	Metal angled legs \$827
1	T1NN_-257236UBD	Bookcase credenza \$3,004

QMC_PLAN31



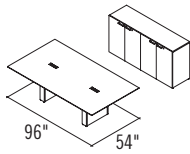
QMC_PLAN31		\$4,445
1	T5N__-RCR4296CPC	Rectangular surface \$2,405
1	TNNN_-ATL228WM	Metal angled legs \$441
1	TNNN_-ATL228	Metal angled legs \$414
1	TLC1820	Upholstered lectern - Gr1 \$1,185

QMC_PLAN32



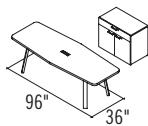
QMC_PLAN32		\$4,037
1	T5K__-RC48144	Rectangular surface \$2,228
3	TNNN_-UCB24	U-shape combined bases \$1,809

QMC_PLAN33



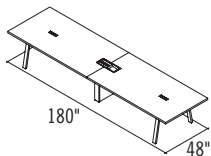
QMC_PLAN33		\$6,927
1	T5K__-RC5496P2	Rectangular surface \$3,708
1	TNNNN-LB0524WM	Thermofused laminate base \$684
1	TNNNN-LB0524	Thermofused laminate base \$573
1	T1NN_-B207236B	Bookcase credenza \$1,962

QMC_PLAN34



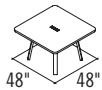
QMC_PLAN34		\$3,672
1	T5N__-DR3696PC	Diamond surface \$1,820
1	TNNN_-ATL228WM	Metal angled legs \$441
1	TNNN_-ATL228	Metal angled legs \$414
1	T1NN_-203629UB	Bookcase credenza \$998

QMC_PLAN35



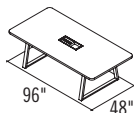
QMC_PLAN35		\$6,850
1	T5N__-RC48180CPP2	Rectangular surface \$5,339
1	TNNNN-LB0524WM	Thermofused laminate base \$684
2	TNNN_-ATL228	Metal angled legs \$827

QMC_PLAN36



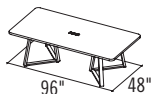
QMC_PLAN36		\$1,940
1	T5N__-SQR48PC	Square surface \$1,086
1	TNNN_-ATL228	Metal angled legs \$414
1	TNNN_-ATL228WM	Metal angled legs \$441

QMC_PLAN37



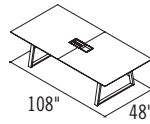
QMC_PLAN37		\$3,785
1	T5N__-RCR4896VTCPC	Rectangular surface \$2,600
1	TNNN_-VBTL228WM	Metal and wood VIVA base \$607
1	TNNN_-VBTL228	Metal and wood VIVA base \$579

QMC_PLAN38



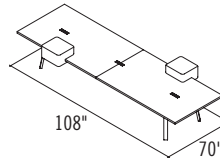
QMC_PLAN38		\$3,084
1	T5N__-RCR4896VTPC	Rectangular surface \$2,075
1	TNNN_-TBTL328WM	Metal and wood TRIA base \$519
1	TNNN_-TBTL328	Metal and wood TRIA base \$490

QMC_PLAN39



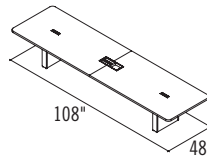
QMC_PLAN39		\$4,202
1	T5K__-RC48108CPC	Rectangular surface \$3,017
1	TNNN_-VBTL228WM	Metal and wood VIVA base \$607
1	TNNN_-VBTL228	Metal and wood VIVA base \$579

QMC_PLAN40



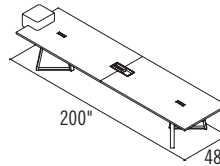
QMC_PLAN40		\$8,472
1	T5N__-RCP54180P3	Rectangular surface \$5,248
1	TNNN_-ATL228WM	Metal angled legs \$441
1	TNNN_-ATL228	Metal angled legs \$414
2	TLC1820	Upholstered lecterns - Gr1 \$2,371

QMC_PLAN41



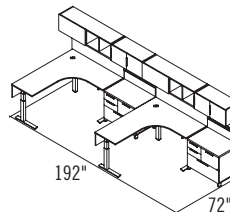
QMC_PLAN41		\$6,973
1	T5N__-RCRP48180CPP2	Rectangular surface \$5,606
2	TNNNN-LB0524WM	Thermofused laminate bases \$1,367

QMC_PLAN42



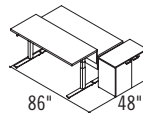
QMC_PLAN42		\$7,779
1	T5N__-RCP48192CPP2	Rectangular surface \$5,585
1	TNNN_-TBTL328WM	Metal and wood TRIA base \$519
1	TNNN_-TBTL328	Metal and wood TRIA base \$490
1	TLC1820	Upholstered lectern - Gr1 \$1,185

QMC_PLAN43



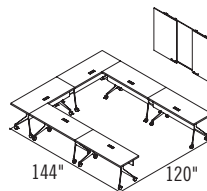
QMC_PLAN43		\$17,715
2	T1N__-CMAM705823GC	Extended corner tables \$6,461
2	Q5NS-2436CO	Combined pedestals \$3,574
2	QNNN-EM601616C	Wall-mounted hutches \$2,395
2	QNNN-EM361616P	Wall-mounted hutches \$1,782
2	LGC-TK6017M	Tackboards \$854
2	LGC-TK6013M	Tackboards \$820
4	LGC-TK3613M	Tackboards \$1,442
2	LGC-RA36M_	Hanging rails \$389

QMC_PLAN44



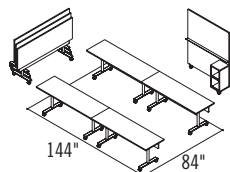
QMC_PLAN44		\$5,838
2	T1N__-RCAM2364GC	Height adjustable tables \$4,664
2	DVW48	Vertical wire covers - Gr1 \$176
1	T1NN_-203629B	Bookcase with doors \$998

QMC_PLAN45



QMC_PLAN45		\$20,053
6	T1N__-MRCF2460VPC	Training tables \$14,791
6	TNNN_-MODF60	Modesty panels - Gr1 \$2,368
1	LGC-DCPS108	Starter kit \$424
6	LGC-UP4	Connectors for tables \$489
1	TNNN_-VBX4860C	Marker board with doors \$1,980

QMC_PLAN46



QMC_PLAN46		\$13,998
7	T1N__-MRCF2472T	Training tables \$8,567
7	TNNN_-MODF72	Modesty panels - Gr1 \$2,986
7	LGC-UP4	Connectors for tables \$571
1	TNNNS-MWB5465	Mobile marker board \$1,773

TERMS AND CONDITIONS OF SALE

1. ORDER PLACEMENT

- The seller sells its products in the terms set forth in these standard terms of sale. All orders must be submitted in writing as represented by a valid purchase order, which includes the total list and net dollars. The seller reserves the right to refuse any order.
- The following information is required to process an order.

CUSTOMER INFORMATION	PRODUCT INFORMATION
Sold/Ship to address	Quantity
Purchase order number	Product numbers including options
Authorized signature	Colors and fabrics (all surfaces)
Contact name	Note: Product number overrules the written description and/or comment lines
Consignee contact name and phone	
Bid/Quote # if applicable	
Product total (list/net)	
Preferred delivery date (Specific delivery date not guaranteed)	

Groupe Lacasse Inc. cannot be held responsible for dealer's errors, omissions and order duplication due to non-compliance with this procedure.

2. ORDER CHANGES

Any change to an original purchase order must be received in writing no later than 48 hours after receipt of the original order. Any change to the original order after 48 hours, if approved, will result in production rescheduling. The cost variances will have to be approved by the customer before production rescheduling. No changes allowed on QuickShip orders.

3. ORDER CANCELLATIONS

Cancellations must be requested in writing no later than 48 hours after receipt of the original order and are subject to approval by Groupe Lacasse Inc. Cancellations cannot be accepted otherwise. No cancellation allowed on QuickShip orders.

4. ORDER ACKNOWLEDGEMENT

Orders will be acknowledged to dealers by Groupe Lacasse Inc. Please refer to the acknowledgement copy to make sure it agrees with your original purchase order. When corresponding, please refer to the acknowledgement number. If you do not receive your order acknowledgement within 48 hours, please contact our customer service.

5. LIMITED LIFETIME WARRANTY

Groupe Lacasse Inc. warrants its products to be free from defects in material and workmanship for as long as the original purchaser owns it; proof of purchase from Groupe Lacasse Inc. being the only official document accepted by Groupe Lacasse Inc. for any claim. This warranty is subject to the limitations, exclusions and other provisions below:

- Twenty-five years: High-performance thermofused laminate.
- Twenty years: Drawer slides.
- Ten years: Standard key locks and electrical modular systems.
- Five years: High-pressure laminate, electric height adjustable table mechanisms, casters, fabric, PVC extrusions, legs and wood components, and accessories.
- One year: Electrical modules and related components/accessories.
- Exclusions: C.O.M/C.O.V. upholstery.

This warranty is made by Groupe Lacasse Inc. only to purchasers acquiring the product directly from Groupe Lacasse Inc., its authorized dealers, or others who are specifically authorized by Groupe Lacasse Inc. to sell such products. Shipping and labour are not covered by the warranty. The purchaser's remedy is limited to repair or replacement, at Groupe Lacasse's option, of products which when used normally, prove to be defective within the period stated. This warranty does not apply to any product which must be replaced because of normal wear and tear, negligence, abuse or accident or which has been modified by someone other than Groupe Lacasse Inc. or its authorized dealers. The remedy stated herein are expressly agreed to be exclusive as a condition of sale. Groupe Lacasse Inc.'s liability with respect to its products or installation services should not exceed that expressly set forth above. Under no circumstances shall Groupe Lacasse Inc. be liable for accidental or consequential damages. Specials may be subject to a limited warranty.

6. STANDARD, CARDED AND C.O.M./C.O.V. UPHOLSTERY PROGRAMS

The upholstery specifications are shown on the backs of the sample cards. The fabric mills advise that from time to time colors may vary with different dye lots. Consequently, Groupe Lacasse Inc. cannot be held responsible for these differences.

7. PRICES

All prices listed are suggested retail prices, FCA our factory, St-Pie, Quebec, Canada. Accepted orders are subject to prices and taxes prevailing at the time of shipment. Prices and taxes are subject to change without notice. If shipping date requested is more than 90 days from date of order, Groupe Lacasse Inc. shall have the right to use the published list prices effective at the time of shipment. Prices shown in price book have priority over electronic catalog contents.

8. TERMS (UPON ACCEPTANCE FROM OUR CREDIT DEPARTMENT)

Net 30 days from date of invoice. Any product sold shall remain the property of Groupe Lacasse Inc. and shall remain the seller's property until paid for. The buyer agrees to perform all acts which may be necessary to protect and assure retention of title to such products by Groupe Lacasse Inc. until such time as goods have been paid for in full. No sales within a one-year period will automatically lead to the account's closure.

9. QUOTATIONS

Quotations are valid for a period of ninety (90) days unless otherwise specified on the quote.

10. CHANGES

All illustrations, specifications and prices in this book are based on the latest product information available at the time of publication. The right is reserved to make changes, at any time and without prior notice, to prices, colors, materials, specifications and models offered.

11. PACKING AND SHIPPING

Packaging consists of polyethylene and protectors or separate cartons, depending on method of shipment.

12. DELIVERY

The scheduled delivery week is specified on our acknowledgment. Groupe Lacasse is not liable for delay or failure to deliver goods due to causes beyond its control (such as a casualty, an act of god, a labor dispute, or an accident; the inability to obtain the necessary labor, material or transportation; or any change requested by the customer). Under these circumstances, the ship date will be extended to compensate for the delay as determined by the Seller.

Groupe Lacasse will accept, upon prior approval by Logistics and Customer Service departments, to make installation job site deliveries for a minimum of one half of a full truckload (1,200 cubic feet); however, and in all cases, an unloading dock must be available to accommodate 53 ft. trailers and the address is also subject to approval. Unloading at destination is the sole responsibility of the purchaser. No waiting time will be possible; however, and if any is incurred, it will be recharged to the purchaser.

Under no circumstance will Groupe Lacasse deliver goods in a residential area.

Surcharge

Time sensitive deliveries (weekend deliveries, night, etc.) that require expedited carrier service will result in additional charges that will be passed onto the consignee (dealer). Liftgates: Our standard carriers do not have liftgates. Requests for liftgates can often be accommodated but will result in extra fees and they must be made at least 2 weeks in advance.

13. SHIPPING WEIGHTS AND VOLUMES

Shipping weights and volumes are available on demand and may vary due to the constantly improving methods of packaging.

14. ROUTING

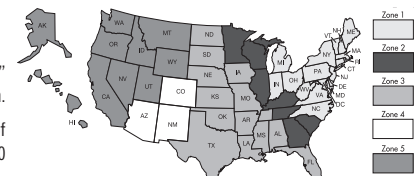
Unless otherwise specified by the buyer and agreed to by Groupe Lacasse, the latter reserves the right to select the route, method of shipment and carrier. Customer requests for special carrier, method of shipment and/or routing will be shipped freight collect.

15. TRANSPORTATION POLICY

"Zone 0" shipments are FCA plant.

"Zone 1", "Zone 2", "Zone 3", "Zone 4" and "Zone 5" pricing includes freight cost to your geographical location.

On all orders less than \$2,000 net (regardless of brand and/or of shipping point) we will add a \$100 "small order fee".



Please take note of the following exclusion to the "small order fee";

- By combining different product collections in one order, even if the net value of each collection is less than \$2,000 net, but the total value of all collections in one order is at least or above \$2,000 net, and as long as all products are shipped at the same destination / receiving location (ship to), the fee will not apply regardless of shipping dates and points of origins.

Small orders under \$25 net are subject to a \$20 small order fee (instead of \$100) regardless of the shipping zones.

Freight charges beyond the continental United States are the purchaser's responsibility. Shipments beyond the continental United States must deliver to a freight forwarder or forwarding carrier of your choice. It is the customer's responsibility to provide this information on purchase orders.

16. FREIGHT CLAIMS

All FCA destination claims will be handled and filed by the Seller. In order to expedite any credit due, your help and assistance is required. Please adhere to the following guidelines:

The merchandise is carefully packed and thoroughly inspected before leaving the warehouse. Responsibility for its safe delivery is assumed by the carrier upon acceptance of the shipment. Claims for loss or damage sustained in transit must therefore be made to Groupe Lacasse as follows:

1) Concealed loss or damage

Concealed loss or damage means loss or damage that does not become apparent until the merchandise has been unpacked. The contents may be damaged in transit due to rough handling even though the carton may not show external damage. When damage is discovered upon unpacking, a written request within 15 days of the delivery date must be made. No disposition will be taken until approved from the manufacturer. IMPORTANT: Groupe Lacasse's policy in concealed damage is to replace the part or complete product if necessary at no charge to the dealer. However, it is the responsibility of the dealer to provide installation of the replaced part or complete product. Therefore, no labor fees will be accepted on concealed damages.

2) Visible damage or shortage

Any external evidence of damage or shortage must be noted on the freight bill or express receipts and signed by the carrier's agent. Failure to adequately describe such external evidence of damage or shortage may result in refusing to honor a damage claim. Claims must be submitted within 5 business days of reception of the merchandise.

17. RETURNS

Absolutely no returns will be accepted on any standard and non-standard products.


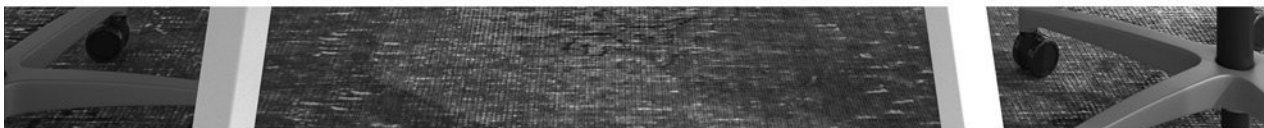



18. STORAGE

In the event the purchaser requests the postponement of a shipment beyond the scheduled shipping week after the goods have become work in process, or are ready to be shipped, Groupe Lacasse can make arrangements to store the goods but at the purchaser's risk and expense. Such transfer to storage shall be deemed delivery to purchaser for all purposes including invoicing and payment.

19. GOVERNING LAW

This contract shall be construed and governed in accordance with the laws of the province of Quebec, Canada.

QUORUM MULTICONFERENCE >
Price Book > USA > September 2021



Office Furniture Solutions

Founded in 1956, Groupe Lacasse is a North American leader in the design, manufacture and service of a broad range of high-quality furniture products for all types of work environments. We have the experience, expertise and capability to deliver incomparable design, exceptional quality, optimum service and outstanding value in Office Furniture Solutions.



1-888-522-2773
www.grounelacasse.com