

GEIST

Future Thinking • Solutions Today



Environmental Monitoring and Alarming



GEIST MONITOR

About Geist

Geist designs and manufactures industry leading technology and software for powering, monitoring, cooling and managing critical data center infrastructure. We produce affordable, quality products while providing our clients with superior service. Whether it's enhancing customer care services or implementing new technologies, Geist promotes innovation, quality and satisfaction in all aspects of business.

877.449.4150 | geistglobal.com

Environmental Monitoring

Data Center



Strategically monitor data center, server room and network closet environments to protect critical infrastructure and prevent system downtime, hardware damage and data loss.

Telecom



Monitor climate and power conditions within base transceiver stations, cell sites, and technical rooms to ensure your equipment is running in optimal conditions.

Health Care



Monitor and validate temperature among various environments within healthcare facilities including hospitals, blood and tissue banks, laboratories and more. Our sensors are designed to monitor extreme temperatures and allow users to satisfy FDA 21 CFR Part 11 compliant reporting.

Cold Storage



Our environment monitors enable users to strategically monitor cold-storage facilities among restaurants, cafeterias, grocery stores and warehouses across the globe to protect perishable inventory ensuring food quality and safety.

Monitor

- Temperature
- Humidity/Dew Point
- Airflow
- Light
- Sound
- Door Position
- Smoke
- Water Leaks
- Power Failure
- Voltage
- Amperage
- Kilowatt-Hour(s)
- Battery
- Video Surveillance

Prevent

- Equipment Failure
- Downtime
- Loss of Revenue
- Loss of Reputation

Alerts

- Alert notifications via Email, SMS,* SNMP Traps and voice call* when user-adjustable thresholds are breached
- Automation and control of external devices

*Relay-controlled auto dialer required

Variety of Environmental Monitors Available

ITWatchdogs by Geist environment monitors are used for a wide range of other applications including traffic control boxes, climate-controlled storage, wine cellars, air-traffic control communications closets, research laboratories, stability chambers, greenhouses, livestock, poultry farms and museums. Our products are fully scalable to meet various special needs.



Free Tech Support

Free Firmware Updates





No Annual Fees

About Our Firmware

At Geist we strive to continually improve our product and feature set by listening to our customers and keeping up with the latest trends. Listed here are some of the major firmware features Geist environmental monitors offer.

		WD15 &100	WD 1000
Logging	Record sensor data over time. Turn data logging on or off for certain sensor measurements. Export sensor data logs in CSV file formats.	✓	✓
Graphing	Graph sensor data over time to view trends. Graph select sensors in relation to each other.	✓	✓
Email & SMS Alerts	Receive Email alerts on alarm. Configure SMS alerts via Email-to-SMS gateway. SMS messages are shortened so that you receive one text message per alarm as opposed to multiple messages.	✓	✓
SNMP	Support for SNMP v1, v2c, v3 with traps. Geist devices are compatible with most network management software such as What's Up Gold, Nagios, IP Sentry, OpenView and other SNMP software.	✓	✓
Alarms Escalations	Specify any combination of actions or recipients per alarm. Configure multiple alarm thresholds per sensor.	Up to 50	Up to 200
Alarm Repeat & Delay	Specify a 0 to 240 minute delay per alarm to get an alert only when a threshold has exceeded continuously for the set number of minutes. Alarms can repeat every 10, 30, or 60 minutes until all measurements are back to normal.	✓	✓
Alarm Valid Hours	Enable or disable alert notifications for selected recipients during specified time periods.	✓	✓
Periodic Status Reports	Schedule emails on an hourly or weekly basis with status of the environmental monitor including all sensor data.		✓
Analog Inputs	Configure analog inputs by assigning a scale range to the 0–5 VDC signal to view sensor data in meaningful units.	✓	✓
Friendly Names	User specifies descriptive names per sensor for easy identification.	✓	✓
International Support	Metric & Imperial measurements. Customizable date and time format options.	✓	✓
Supported Languages	English (default), Spanish, French, German and Mandarin. Switch between languages on the fly.	✓	✓
Security	HTTPS using SSLv3/TLSv1. Upload Custom X.509 SSL Certificates for encrypted connections (WD1000 Series only).	✓	✓
Access Account Levels	Administrator, Control and View Only accounts with varying privileges.	✓	✓
Configuration Cloning	Push and pull configuration settings from one unit to another to simplify duplicating config settings on multiple units.		✓
Interface with IP Surveillance Cameras	Integrate your IP cameras with our user interface to have a single overview of your facility.	✓	✓
Plug and Play Sensors	Firmware automatically detects a sensor when connected.	✓	✓
Free Firmware Updates	Update firmware safely and easily through the web interface.	✓	✓

Product Overview

		Environment Monitors						
		Watchdog 15	Watchdog 100	Watchdog 1200	Watchdog 1250	Watchdog 1400	Close2Air	
On-Board Sensor	Temperature	•	•	•	•	•	•	
	Humidity / Dew point	•	•	•	•			
	Airflow			•	•			
	Light Level			•	•			
	Sound Level			•	•			
External Sensor	Digital Sensor Ports	2	1	5	5	4	4	
	Maximum Digital Sensor Capacity	4	4	16	16	16	4	
Hardware Features	0-5 VDC Analog Sensor Ports	0	4	3	3	6	0	
	Optional Built-in PoE	•	•			•		
	Built-in Alarm Buzzer				•	•		
	Dry-Contact Relay Outputs	0	1	0	0	3	0	
	LCD Display w/ Scrolling Measurements				•	•		
	Rackmount 19" 1U		•	•	•	•		
	Temperature Regulated Fan						2	
	Ethernet		10/100					
	Web Server	IPv6	•	•				
		HTTP / HTTPS	•	•	•	•	•	•
DHCP		•	•	•	•	•	•	
Network Time Protocol (NTP)		•	•	•	•	•	•	
Firmware	Real Time Sensor Data Feeds	GUI, HTTP, HTTPS, SNMP						
	Sensor Data Logging & Graphing	•	•	•	•	•	•	
	Data Logs	CSV, JSON		CSV, XML				
	SNMP (v1, v2c, v3)	•	•	•	•	•	•	
	Email & Email-to-SMS Alerts	•	•	•	•	•	•	
	Alarm Escalations	•	•	•	•	•	•	
	Alarm Repeat	•	•	•	•	•	•	
	Alarm Delay	•	•	•	•	•	•	
	Alarm Valid Hours	•	•	•	•	•	•	
	Periodic Email Status Reports			•	•	•	•	
	Office 365 Email Support	•	•					
	Display in Metric or US Measurements	•	•	•	•	•	•	
	Multiple Languages	•	•	•	•	•	•	
	Access Account Levels	3	3	3	3	3	3	
	Encryption via TLS/SSL	•	•	•	•	•	•	
	Interface with IP Surveillance Cameras	•	•	•	•	•	•	
	Remote Firmware Updates	•	•	•	•	•	•	
Benefits	Free Technical Support and Firmware Updates	•	•	•	•	•	•	
	Warranty	1 Year Standard Warranty*						
Reg	Regulatory Compliance	   						



Plug-n-Play Sensors:

- Temperature**
- Temperature/Humidity/Dew Point (GTHD)**
- Temperature/Humidity/Dew Point (GT3HD)**
- Temperature/Humidity/Dew Point/Airflow**
- Analog-to-Digital Converter (A2D)

Analog / Dry Contact Sensors:

- Door Position (NO/NC)
- Smoke Detector (NO/NC)
- Flood Sensor (Conductivity)
- Water Sensing Cable Kit (NO/NC)
- Power Failure Sensor (0-5V)
- Current Transducer 30/60/120A (0-5V)
- Isolated Voltage Sensor (0-5V)
- 60 VDC Sensor (0-5V)

Accessories:

- 5-Port Splitter
- PoE Splitter
- PoE Injector
- In-line Power Meter 15
- In-line Power Meter 20A
- 48 VDC Power Supply
- PSTN Auto-Dialer (Analog)
- GSM Auto-Dialer (SIM card required)
- Rack Shelves
- Blanking Panels

*Extended warranties available

**Temperature Range -40°F to 185°F (-40°C to 85°C)

Monitors

Watchdog 15

The Watchdog 15 is a self-contained environment monitor with an on-board temperature and humidity sensor. Equipped with two digital sensor ports, the Watchdog can support up to four external sensors using a splitter.

The Watchdog 15 is the most cost-effective and reliable solution in the market for monitoring temperature, humidity and other environmental parameters in critical environments.




Watchdog 15 & Watchdog 15-PoE Specifications

Ethernet Connection	Two Digital Sensor Ports (capacity of four external sensors)	On-board Sensors	Chassis Dimensions: 1.72" H x 5.22" W x 1.29" D
608 VDC Power Supply		Temperature Range: -13° F to 176° F (-25° C to 80° C), +/- 0.5° C	FCC Part 15 Class A Conformance
Optional Power-over-Ethernet (PoE)		Humidity: 5% to 95%, +/- 3%	
Power on Indicator			
IP Reset Button			

Watchdog 100

The Watchdog 100 combines climate monitoring with remote relay control. The relay outputs can be tied to alarm settings or triggered manually. The unit comes equipped with on-board temperature, humidity sensor and optional built-in Power-over-Ethernet (PoE).

The Watchdog 100 is a compact solution perfect for tight installments. It is shipped with rack-mount brackets offering flexible wire management options.

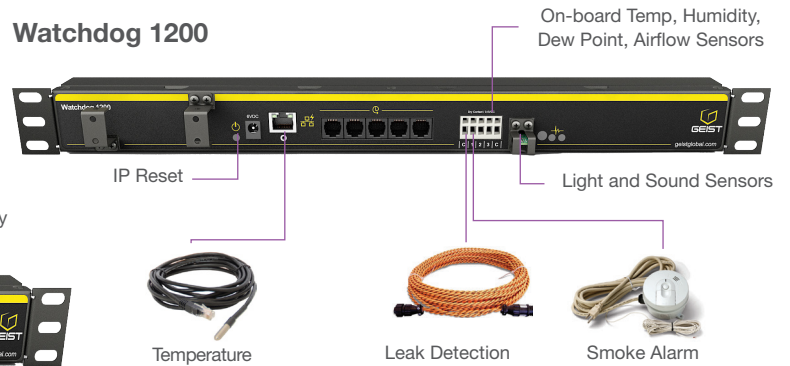


Watchdog 100 & Watchdog 100-PoE Specifications

Ethernet Connection	One Digital Sensor Ports (connect up to four using splitters)	On-board Sensors	Chassis Dimensions: 1.6" H x 8.5" W x 2.5" D (with 19" mounting brackets)
6 VDC Power Supply	Four Analog Sensor Ports	Temperature Range: -4° F to 176° F (-20° C to 80° C), +/- 0.5° C	FCC Part 15 Class A Conformance
Optional Power-over-Ethernet (PoE)	One Output Relay	Humidity: 5% to 95%, +/- 3%	
Power on Indicator	Max Switching Capacity: DC: 60V, 30W / AC: 30V _{rms} 1A		
Idle/Activity Indicator			
IP Reset Button			

Watchdog 1200 and Watchdog 1250

The Watchdog 1200 and Watchdog 1250 contain five on-board environmental sensors and additional sensor ports for connecting external digital and analog sensors. The Watchdog 1250 comes with an audible alarm and LCD display.



Watchdog 1250



Watchdog 1200 & Watchdog 1250 Specifications

Ethernet Connection
6 VDC Power Supply
Power on Indicator
Idle/Activity Indicator
IP Reset Button


Five Digital Sensor Ports
(capacity of 16 with splitters)
Three Analog Sensor Ports
LCD Display (Watchdog 1250)
Audible Alarm (Watchdog 1250)

On-board Sensors
Temperature Range:
-22° F to 185° F (-30° C to 85° C),
+/- 0.5° C
Humidity:
0% to 100%, +/- 3%
Airflow, Sound & Light:
0-99, relative

Chassis Dimensions:
1.61" H x 17" W x 1.61" D
FCC Part 15 Class A Conformance

Watchdog 1400

The Watchdog 1400 offers climate monitoring with three relay outputs. Equipped with an on-board temperature sensor and six analog inputs, the Watchdog 1400 supports up to 16 remote digital sensors. The relay outputs enable users to trigger external devices like auto-dialers, strobe lights or back-up A/C units on alarm or manually through the Web interface.



Watchdog 1400 & Watchdog 1400-PoE Specifications

Ethernet Connection
6 VDC Power Supply
Power on Indicator
Optional Power-over-Ethernet (PoE)
Idle/Activity Indicator
IP Reset Button

Four Digital Sensor Ports
(capacity of 16 with splitters)
Six Analog Sensor Ports
Three Relay Outputs
LCD Display
Audible Alarm
Max Switching Capacity:
DC: 60V, 30W / AC: 30V_{rms}, 1A

On-board Sensors
Temperature Range:
-22° F to 185° F (-30° C to 85° C),
+/- 0.5° C
Humidity:
0% to 100%, +/- 3%

Chassis Dimensions:
1.61" H x 17" W x 1.61" D
FCC Part 15 Class A Conformance

ClosetAir™

Small Room Cooling

The ClosetAir™ system removes hot air from a small space and sends it to the outside corridor or ceiling plenum return. An intelligent heat removal and monitoring solution for servers, network switches and phone systems in small spaces. A built-in web interface provides remote management, including email alerts and generated graphs, to monitor settings and environmental conditions within the room. ClosetAir is a complete management system that provides superior visibility and control of your room environment.



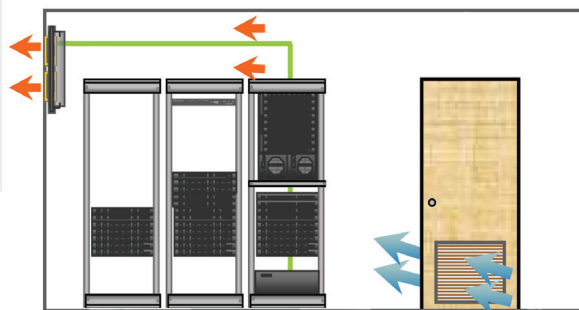
ClosetAir™

- RAC10 0-8 kW intelligent heat removal for computer and network systems in small spaces, up to four RJ12 Temperature Sensors with 20' cords (two included)
- RT-20 Option for two additional temperature sensors
- SC-D002 Duct discharge cap, can utilize two 8' duct flanges and flex ducting (Optional)

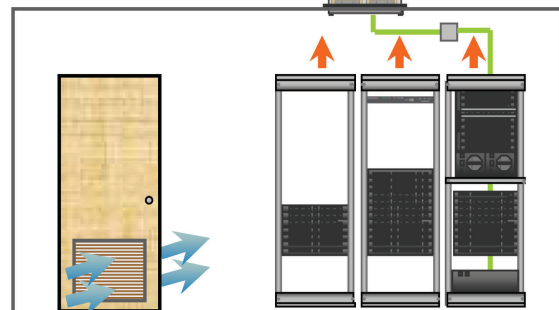
ClosetAir™ Specifications

Input	120 VAC, 50/60 Hz, 10' cord, NEMA 5-15P	Regulation	Temperature based, range: 60 - 120 degrees F
Fan Speed Regulation	Automatic temperature control with Ethernet remote adjustment	Physical	21"(W) x 14"(L) x 3.52" (H)
Air Flow	1100 CFM Maximum	Network	HTTP/ HTTPS/ SNMP/ DHCP
Environmental Monitoring	Ethernet remote access and alarms, up to four RJ12 Temperature Sensors with 20' cords (two included)	Regulatory	UL, cUL 507, FCC Part 15 Class A
		Warranty	2 Years

Wall Mount



Ceiling Mount



RS-Wi Wireless Monitoring System

The RS-Wi Wireless Gateway is designed for easy integration with Geist's DCIM systems. The convenient wireless design helps reduce installation costs associated with hard-wired sensors. An auto-discovery mechanism detects sensors as they are installed within the monitoring network.

Wireless design
900MHz & 418MHz receivers
Operates on a mesh network
Receives transmissions up to 100 feet in open air with the 418MHz antenna

Receives transmissions up to a quarter mile in open air with the 900MHz antenna
Provides direct alarm notification
Ability to output to Modbus, BACnet and SNMP

RS-Wi Compatible Sensors

Digital temperature sensor
Digital temperature measurement and dry contact

Analog input sensor
Analog input transmitter
Point repeater
Digital temperature/humidity sensor



RS-Wi Wireless Temperature Sensor



RS-Wi Wireless Gateway

Part

RS-Wi
ENV-AS1 (0-20Ma transmitter)
ENV-AS2 (0-5V transmitter)
ENV-DIT (temp + dry contact sensor)

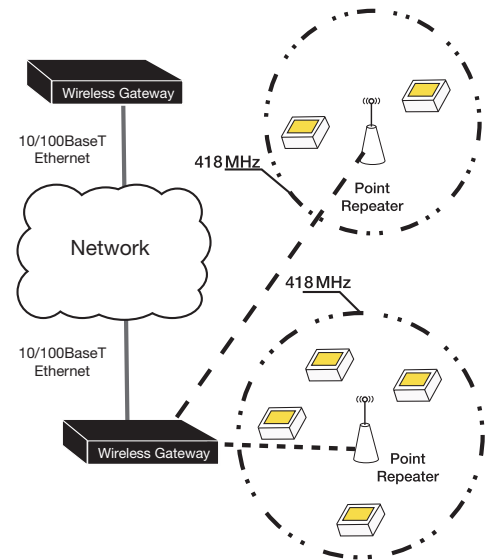
ENV-MS (motion sensor)
ENV-PR (point repeater)

ENV-THS-2 (temp/hum sensor)
ENV-TS (temp sensor)

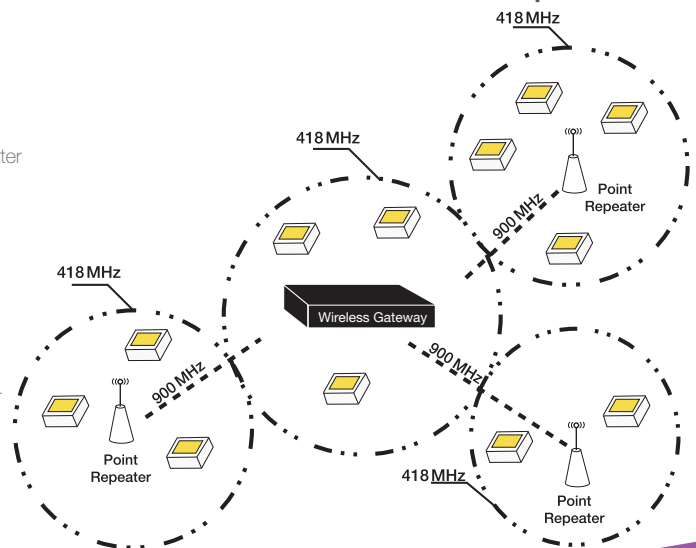
Description

Wireless Gateway
Analog Input (0-20MA), 418 MHz Wireless Transmitter
Analog Input 0-5V, 418 MHz Wireless Transmitter
Digital (DI) and Temperature Sensor, 418 MHz Wireless Transmitter
Motion Sensor, 418 MHz Wireless Transmitter
Point Repeater (Mesh), 418 MHz Receiver with 900 MHz Transceiver
Temperature and Humidity Sensor, 418 MHz Wireless Transmitter
Temperature Sensor, 418 MHz Wireless Transmitter

RS-Wi as a mesh network



RS-Wi as a network repeater



Sensors

Temperature Sensor

Part # SRT 1.25/4/10

The Temperature Sensor comes in multiple cord lengths (12', 20', 25', 50', 100') to monitor temperature in a variety of locations. With Ingress Protection Rating (IP67), this sensor can be submerged in liquid. This small and lightweight sensor can be used in refrigeration units, A/C inlet, A/C outlet.

Sensor Details: Temperature: -55° C to 125° C or -67° F to 257° F; Accurate to +/-0.5°



Temperature/Humidity/Dew Point Sensor

Part # GTHD

The Temperature, Humidity, Dew Point Sensor (THD) provides real-time measurements to the appliance for data logging and alarming. The sensor comes equipped with two 6P6C modular jacks (aka RJ12), one for output to the host device and one supplementary input for daisy-chaining an additional digital sensor. A 6P6C modular patch cable is included to connect the sensor to the host device. You may mount the sensor nearly anywhere using screws or adhesive.

Sensor Details: Temperature Range: -4° F to 176° F (-20° C to 80° C), +/- 0.5° C; Humidity: 5% to 95%, +/- 3%; Dew Point: -58° F to 185° F (-50° C to 85° C)



Temperature/Humidity/Dew Point Sensor Kit

Part # GT3HD

The T3HD is an enhanced version of the Temperature, Humidity, Dew Point Sensor (THD) with four 6P6C modular jacks (aka RJ12), one for output to the appliance and a supplementary input for daisy-chaining. Two additional inputs are strictly compatible with the temperature sensors. The unit comes kitted with 3' and 6' temperature sensors and is ideal for monitoring top, middle and bottom of a server rack.

Sensor Details: Temperature Range: -4° F to 176° F (-20° C to 80° C), +/- 0.5° C; Humidity: 5% to 95%, +/- 3%; Dew Point: -58° F to 185° F (-50° C to 85° C)



Temperature/Airflow/Humidity/Dew Point Combo Sensor

Part # RTAFHD3 -12/20/25/50/100

The Temperature, Humidity, Dew Point, Airflow combination sensor allows you to monitor equipment to ensure it is not overheating and helps prevent damage by condensation or static electricity using relative humidity and dew-point readings. The sensor comes in a variety of cord lengths (12', 20', 25', 50', 100').

Sensor Details: Accurate to +/-0.5° C within the normal operating range of 20° C to 45° C;
 Accurate to +/-2% RH within the normal operating range of 20% to 80% RH at 25° C;
 Extended operating range of -40° C to 85° C (-40° F to 185° F)



A2D

Part # A2D-10'
Part # A2D-50'

Converts a dry contact or analog sensor into a plug-n-play sensor. It comes equipped with an extra digital input port for daisy-chaining capability, allowing greater flexibility and convenient installation. The A2D is compatible with Geist sensors as well as any industry standard sensors that are dry-contact or that emit a 0-10VDC or 4-20mA signal.



Door Position Sensor

Part # RDPS (30' wire)
Part # RDPS-50/100 (50 or 100' wire)

Detect when a door or cabinet is open or closed. The Door Position Sensor has four components: magnet, switch with screw-terminal, cover and connection wires. The wired switch is mounted to the door frame (or cabinet) and the magnet on the door, opposite the switch. When the door opens, the switch separates and the sensor trips an alarm.



Power Failure Sensor

Part # GRCP-2-100 US (100' cord)

This power sensor provides real-time notification of a power outage and is commonly used to monitor main power, UPS and 3-phase. It connects to an analog input port and comes complete with its own power adapter that plugs directly into the power source that is being monitored. Status LEDs indicate system state. Input voltage range: 100 to 240 VAC.



Smoke Detector

Part # SD2

The SD2 is a low voltage Smoke Detector with a built-in-interface to allow monitoring through the ports of an environmental or power + environmental monitoring unit. A power supply is attached for easy installation.



Flood Sensor

Part # FS-15 (15' cord)
Part # FS-100 (100' cord)

Detect water leakage. The flood sensor measures conductivity and indicates whether the sensor is dry, damp, or completely immersed in water. Most commonly placed near plumbing fixtures, pipes, A/C drip pans and water sprinklers. Comes in 15' and 100' lengths.

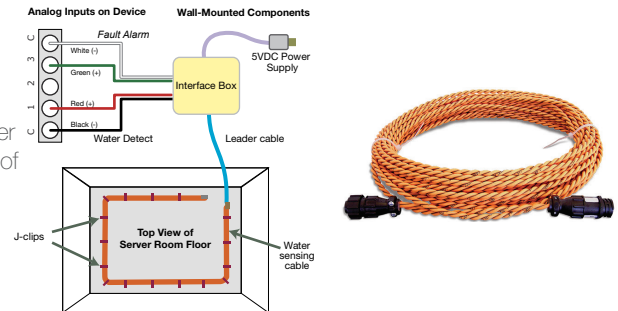


Water Sensing Cable Kit

Part # 8706 (10' cable) 8708 (50' cable)
 8707 (25' cable) 8709 (100' cable)

Water-sensing kits feature detection cables that recognize the presence of water anywhere along the cable's length. Monitor a wide area, such as the perimeter of a group of racks and cabinets.

Sensor Details: Within the normal operating environment of 32° to 167°F



Current Transducer

Part # CT 30/60/120

Measure how much current is being drawn by a particular device or group of devices. Measures current ranges of 30, 60, 120 amps, determined by a 3-position switch. Outputs 0 to 5 VDC (proportional to current).



Isolated Voltage Sensor

Part # IVS-DC

The Isolated Voltage Sensor monitors positive-ground DC voltages used in telecom systems through our Environmental Monitors.



60 VDC Voltage Sensor

Part # G60VDCM

Measure battery voltage. Continuously track the voltage of telephone batteries or a cell phone system's power with 60 VDC. Designed for monitoring telephone battery voltage and other applications that require monitoring of a DC voltage.



5-Port Splitter

Part # SP-5

Increase the number of available sensor ports with the 5 port splitter. Chain the splitters together to connect up to 16 sensors. One RJ-11 plug, five receptacles and 5' cord.



PoE Splitter and Injector Kit

Part # POI-2002 (Injector)
Part # POS-1002 (Splitter)

Power any environmental monitor and/or web camera over Ethernet cable using the PoE Splitter & Injector Kit. Only a standard CAT5 cable (max 300') is required to carry both data and power to each device. The injector takes data from an Ethernet hub and power from the wall outlet and outputs both data and power through the CAT5 cable. The splitter is placed at the end of the CAT5 cable, returning data and power to their respective cables. This unit is a standalone device and does not interface to an environment monitor.




-48 Volt DC Power Supply

Part # -48VDCPS

-48VDC Power Supply allows you to use a -48 VDC power source to power any Geist environmental monitor.

Input	Output
36 VDC to 60 VDC (max)	6 VDC
Positive to negative ground	1 Amp (max)
Ring terminal connectors	Barrel Connector (fits monitor)



PSTN and GSM Auto-Dialers

Part # ADP-G06 (GSM auto-dialer)
Part # ADP-T01 (PSTN auto-dialer)

The relay-controlled GSM and PSTN auto-dialers add an additional level of alert notification by dialing preprogrammed phone numbers. Battery back-up ensures the auto-dialer delivers alerts even if its power source is lost. The dialer can be programmed to call up to nine different phone numbers.



IP Cameras

The D-Link® DCS-930L Network Camera connects to a wireless (or wired) network to provide high quality video surveillance. With its sleek compact design, the DCS-930L is an affordable network camera ideal for monitoring your critical facility.



Racknet Node Manager (NM)

A Simple DCIM Solution

Racknet Node Manager (NM) provides a simple solution for managing Geist devices. This low-cost solution provides a single aggregation point for real-time monitoring and trending.

Racknet NM manages the data center white space with a single point of integration. It is designed to support Geist equipment in a single interface and allows for user-defined alarms, alerts and history trending, creating a single view of critical Geist infrastructure.



Features and Benefits

- Single Access Point for Integration
- Capacity Planning
- Remote Access through Browser Interface
- Simple Device Discovery
- Outlet Control Capability
- Support for all Geist Hardware
- SNMP and BACnet Output of All Collected Data
- Supports Thousands of Devices
- Geist Equipment Global Firmware Updates
- Alarm and Trend on all Collected Data
- User-Defined Graphical View
- Virtual Machine Option
- Easy Upgrade to Full Racknet Solution

Racknet NM

Collects data from specified Geist equipment then stores, aggregates and displays the data on a secure internet connection for multiple user remote access.

Temperature/ Humidity/ Dewpoint Sensors (GTHD)

Measure critical environmental elements and send data through intelligent PDU ports. The GTHD sensors shown can daisy chain similar units to create a sensor network

Water Sensing Unit

Detects presence of water and reports information to the intelligent PDU.

Intelligent PDUs

Supplies power to critical data center equipment. In addition, the intelligent PDU sends performance metrics as well as data captured from environmental sensors to Racknet for collection.

Temperature and Air Flow Sensors

Measure specific temperature and air flow at critical locations around the cabinet then sends data through intelligent PDU ports.


For more information about the Racknet solutions, contact Geist DCIM at 877.449.4150 or dcimsales@geistglobal.com.

Monitor your Critical Facility

without being there



 Light

 Humidity/Dew Point


 Video


 Smoke

 Temperature

 Door Position

 Airflow

 Power Failure

 Water Leaks



GEIST

Geist Americas

1821 Yolande Ave.
Lincoln, NE 68521 USA
Tel: 1.800.432.3219
402.474.3400

Geist DCIM

2900 S College Ave, Ste. 2B
Fort Collins, CO 80525 USA
Tel: 877.449.4150

Geist Asia

China

Tiley Plaza Bldg A,
Unit #2910,
No.199 Haide 3 Road
Nanshan, Shenzhen
Guangdong Province, China
Postal Code 518000
Tel: +86.755.86639505

Hong Kong

salesasia@geistglobal.com
Tel: +852.8176.4860

Geist Europe

United Kingdom

Unit 1, The Monarch Centre,
Venture Way
Priorswood, Taunton
Somerset, TA2 8DE UK
Tel: +44 (0)1823.275100

geistglobal.com

20001203