

EN - For pricing and availability in your local country please visit one of the below links:

DE - Informationen zu Preisen und Verfügbarkeit in Ihrem Land erhalten Sie über die unten aufgeführten Links:

FR - Pour connaître les tarifs et la disponibilité dans votre pays, cliquez sur l'un des liens suivants:

[A4268KFN](#)

[QRSV75](#)

[A2766KFN](#)

[LDATSV45](#)

[LDATSV70](#)

[MS19](#)

[MS40](#)

[QRSV65](#)

[A4266KFN](#)

[JRP1](#)

EN

This Datasheet is presented by
the manufacturer

DE

Dieses Datenblatt wird vom
Hersteller bereitgestellt

FR


Cette fiche technique est
présentée par le fabricant

Farnell InOne Product Submission – Cooper B-Line

Access Product Range



OR



Access 19" Free-standing Equipment Cabinet

This unique cabinet innovation has been specifically designed to bring unrivalled advantages to free standing cabinets and will offer a number of benefits to ultimately **reduce the total cost of ownership**. The cabinet comprises of the basic Access frame with front and rear 19" mounting angles, side and top panels

- Totally open construction
- No corner posts – 360⁰ accessibility
- Unrestricted top/base cable entry
- Stylish appearance blends elegance with functionality
- High security
- Quick release doors and side panels
- 3 door types available –vented glass, vented steel or plain steel
- 500Kg Load Capacity (evenly distributed)
- Supplied in flat pack form with instructions

Part Codes:

Part No	Description
A2766xxx	27U cabinet, 600W, 600D
A2768xxx	27U cabinet, 600W, 875D
A4266xxx	42U cabinet, 600W, 600D
A4268xxx	42U cabinet, 600W, 875D
A4288xxx	42U cabinet, 800W, 875D
AGD276A	Access Ventilated Glass Door, 27U, 600W
AGD426A	Access Ventilated Glass Door, 42U, 600W
AGD428A	Access Ventilated Glass Door, 42U, 800W
ASD276A	Access Steel Door, 27U, 600W
ASD426A	Access Steel Door, 42U, 600W
ASD428A	Access Steel Door, 42U, 800W
AVD276A	Access Ventilated Steel Door, 27U, 600W

AVD426A	Access Ventilated Steel Door, 42U, 600W
AVD428A	Access Ventilated Steel Door, 42U, 800W




Access Server Cabinet

The Access Server cabinet is one of the most advanced Server cabinets available today. The design provides an exceptional system for housing both free standing and rack mounted servers from all common manufacturers. The cabinet is supplied with 2 fully ventilated steel doors, quick release side panels, ventilated top panels and a fully retractable stabilising plinth supplied with jacking feet.

- Front and rear 19" mounting angles
- Mounting angles are fully adjustable up to a mounting depth of 762mm between the front and rear angles
- Excellent ventilation throughout the cabinet with 53% open area door ventilation
- Stabilising plinth
- Supplied as flat pack

Part No	Description
A4268xxxx	42U Server Cabinet, 600W, 875D
A4768xxxx	42U Server Cabinet, 600W, 1000D


Cabinet Accessories



Cable Tray

- A convenient adjustable vertical cable management solution that fits within the side depth area of any Access cabinet system
- Can be mounted in various positions in the side of an Access cabinet via two screws and cage nuts at the top and bottom
- 75mm version can also be used for front or rear vertical cable management on 800 wide Access cabinets
- Easily adjustable - trays can be conveniently positioned to allow cable runs to be positioned in the optimum location
- Two sizes (75mm wide and 150mm wide) to cope with majority of applications
- Supplied with full fitting instructions
- Supplied complete with fixings

Part No	Description
ACTR27	27U Cable Tray, 75mm Wide
ACTR42	42U Cable Tray, 75mm Wide
ACTRW27	27U Cable Tray, 150mm Wide
ACTRW42	42U Cable Tray, 150mm Wide



Cable Basket

- A convenient adjustable vertical cable management solution that fits within the centre vertical extrusion of any Access Cabinet System
- The basket ensures that loads associated with high volume cabling are supported in an optimum manner
- The open structure of the cable basket offers enhanced cable management features and allows cables to be distributed and supported at all levels throughout the cabinet
- Two sizes (150mm wide and 300mm wide) to cope with majority of applications
- Zinc plate and clear passivate
- Supplied with full fitting instructions
- Supplied complete with fixings

Part No	Description
ABS2715	27U Cable Basket, 150mm Wide

ABS4215	42U Cable Basket, 150mm Wide
ABS2730	27U Cable Basket, 300mm Wide
ABS4230	42U Cable Basket, 300mm Wide



Plastic Cable Tidies

To Complement the unique Access open frame, two sizes of cable tidy are available which can be fitted to any Access Cabinet System

- Fits Directly To 19" Panel Mounts
- Single Hole Fixing
- Hinged Gate Clip Action
- Multiple Mounting Positions


Part No	Description
CTS	Small Cable Tidy, 80mm x 40mm x 26mm
CTL	Large Cable Tidy, 120mm x 60mm x 28mm



Twist & Lock Cable Management

The new Twist and Lock cable management system is designed to fit on all Access Cabient 19" panel mounts. It provides a versatile system for vertical and horizontal cable management with the large diameter ensuring the correct bend radius on cables. The arms can be fitted at any increments of 2 'U' into location holes on the 19" panel mounts.

Part No	Description
TLCMS	Arms and ends (pack of 10)
TLCMR	Divider rings (pack of 10)



Metal Cable Hoops

Vertical cable management is a common problem with conventional cabinet construction but with Access it is possible to fit cable hoops to the front or rear 19 inch uprights, within the 600mm overall width footprint, whilst still allowing front entry/exit of cables. This is particularly important when cabinets are bayed together.

This new cable management solution provides a minimum cable area of 1550mm² on a 600mm wide rack rising to 6500mm² on 800mm wide cabinets.

Part No	Description
ACH6	Cable hoop for 600 or 800mm wide cabinet
ACH8	Cable hoop for 800 mm wide cabinet



Jacking Feet

Level and stabilise cabinets on uneven floors.

Castors

Each castor kit consists of 4 locking castors and hardware.



Part No	Description
AJF-KIT-FN	Jacking feet (set of 4 with mounting hardware)
ACK-KIT-FN	Castors (set of 4 with mounting hardware)




Plinth Kit

A plinth kit can be added to any Access Cabinet to provide easy access into the base of the cabinet.

Each kit comprises of 4 corner plates fitted with a jacking foot and castor, plus 4 'kick plates' to fill the gap between the cabinet and the floor

Part No	Description
AMP66AFN	Plinth kit single cabinet 600 x 675mm
AMP68AFN	Plinth kit single cabinet 600 x 875mm
AMP88AFN	Plinth kit single cabinet 800 x 875mm



Stabilising Plinth Kit

The stabilising plinth includes a pull out section at the front to add extra stability to the cabinet when withdrawing heavy equipment on slides.

Each kit also includes 4 corner plates fitted with a jacking foot and castor, plus 'kick plates' to fill the gap between the cabinet and the floor


Part No	Description
SAMP66AFN	Stabilising plinth kit 600 x 675mm
SAMP68AFN	Stabilising plinth kit 600 x 875mm
SAMP88AFN	Stabilising plinth kit 800 x 875mm



Earth Kit

Provides earth continuity for any Access cabinet

Part No	Description
AEK	Access Earth Kit



Fan Trays

Where additional cooling is required, a fan tray can be added to the top of any Access Cabinet to assist natural convection within the cabinet

- Replaces vented or plain top panels.
- Simple 2 fastener fixing.
- Can be turned through 180°.

Part No	Description
ATP64A	2 Fan Tray Top Panel for 600W Cabinet 230VAC
ATP84A	2 Fan Tray Top Panel for 800W Cabinet 230VAC



In-Rack Ventilation Unit

Based on universal 19" mounting centres (IEC 297 standard), Cooper B-Line offer two sizes of In-Rack Ventilation Units. Both 3 and 6 fan versions share the same characteristics.

- Fits directly to panel mounts.
- Neon power indicator.
- Occupies only 1U of rack space.

Part No	Description
IVU3	1U 19" 3 Fan Ventilation Unit 230VAC
IVU6	1U 19" 6 Fan Ventilation Unit 230VAC

General cabinet and 19" Accessories



Quick Fit Fixed Shelf for all Access Cabinets


This new range of shelves are designed for easy installation and can be fitted in a matter of minutes..

Features:

- 4 Depths: 450, 550, 650 and 750mm.
- Ventilated Shelf to assist convection.
- Unique Bracket requires no fixings.
- Simple thumb screw locks shelf in position.
- Add and remove shelves in seconds
- Designed for loads up to 35kg.

Description Depth Part No.

Part No	Description
QRSV45	19" width 450mm depth
QRSV55	19" width 550mm depth
QRSV65	19" width 650mm depth
QRSV75	19" width 750mm depth




Universal Fit Sliding Shelf

To suit Access and any 19" Enclosures with Front & Rear IEC 19" Fixings

- Vented Shelf to Assist Convection
- Adjustable Rear Bracket – allows 19" rails to be moved independent of shelf depth
- Fits any 19" cabinet by utilising front and rear mountings
- Designed for loads up to 45kg (evenly distributed)

Part No	Description
LDATSV45	Adjusts between 444 – 749mm, shelf depth 455mm
LDATSV55	Adjusts between 444 – 812mm, shelf depth 555mm
LDATSV70	Adjusts between 444 – 940mm, shelf depth 705mm




Universal Quick Fit Sliding Shelf

To suit Access and any 19" Enclosures with Front & Rear IEC 19" Fixings

- Vented Shelf to Assist Convection
- Adjustable Rear Bracket
- Unique Fitting Requires No Tools
- Designed for loads up to 125Kg (evenly distributed)

Part No	Description
QRTSV45	Adjusts between 363 - 513mm, Shelf depth 450mm
QRTSV60	Adjusts between 513 - 663mm, Shelf depth 600mm
QRTSV75	Adjusts between 663 - 813mm, Shelf depth 750mm



Sliding Keyboard Shelf

Enables a standard keyboard to be used any 19" cabinet. Turntable permits a keyboard which is wider than 450mm to be turned through 90° for storage. Universal mounting brackets fit uprights set between 450 & 750mm apart.

- Depth adjustable between 450 & 750mm
- Universal mounting fits any standard 19" cabinet

Part No	Description
KT750	Sliding Keyboard Shelf



Cantilever (Modem) Shelves

Fits to front face of 19" mounting angles, with angles set at standard 19" width. Ideal for modems, hubs or other networking equipment.

Part No	Description
MS19	1U 19" Front Mounted Modem Shelf, 190mm deep
MS40	2U 19" Front Mounted Modem Shelf, 400mm deep



Magnetic Internal Lighting Unit

A compact internal fluorescent cabinet light with on/off switch and socket for additional equipment. Can be either mounted using the built in magnetic strip or screw fixed to standard 35mm DIN rail. 2.5mm² connectors for incoming power cable (not supplied)

Part No	Description
KL02510	Magnetic Light with UK socket



Unit Height Labels:

One of the most difficult tasks when fitting equipment in 19" cabinets is locating the unit height position for mounting. Cooper B Line have solved this problem by supplying a self adhesive 'U' height numbering strip which simply fixes to the front face of the 19" panel mounts.

- Pressure sensitive self adhesive.
- Universal size to suit all Access cabinets.
- Just trim to the desired unit height as required.
- Black lettering on white background.

Part No	Description
AUHL	Pairs of height labels, 1-47 - Top to Bottom
AUHLR	Pairs of height labels, 1-47 - Bottom to Top
AUHLFR	Pairs of height labels, 1-47 & 48-94 - Top to Bottom



Jumper Ring Panels

To compliment the unique Access open frame, effective horizontal cable management remains a necessary element of any cabling system. Based on universal 19" mounting centres (IEC 297 standard), the 1 and 2 U high panels have welded cable support hoops.

Features:

- Fits Directly To 19" Panel Mounts
- Four Cable Loops Per Panel
- Fits directly onto Cooper B-Line's Access 19-inch mounting angle

Part No	Description
JRP1	1U Jumper Ring Panel
JRP2	2U Jumper Ring Panel

[A2768KFN](#)

[ATP64A](#)

[KT750](#)

[LDATSV55](#)

[QRSV55](#)

EN - For pricing and availability in your local country please visit one of the below links:

DE - Informationen zu Preisen und Verfügbarkeit in Ihrem Land erhalten Sie über die unten aufgeführten Links:

FR - Pour connaître les tarifs et la disponibilité dans votre pays, cliquez sur l'un des liens suivants:

[A4268KFN](#)

[QRSV75](#)

[A2766KFN](#)

[LDATSV45](#)

[LDATSV70](#)

[MS19](#)

[MS40](#)

[QRSV65](#)

[A4266KFN](#)

[JRP1](#)

EN

This Datasheet is presented by
the manufacturer

DE

Dieses Datenblatt wird vom
Hersteller bereitgestellt

FR

Cette fiche technique est
présentée par le fabricant