

UV AIR PURIFIER **UV**

thera|pure

MANUAL

**TPP50**

thera|pure®

ENVION  
healthy home

# SAFETY INSTRUCTIONS

## PLEASE READ THE FOLLOWING INSTRUCTION AND THE SAFETY WARNINGS CAREFULLY BEFORE USE.

For more exciting Therapure® products visit [www.envion.com](http://www.envion.com).

### SAFETY AND MAINTENANCE

- » Use only as described in this Therapure® 50 Mini UV air purifier leaflet. To reduce the risk of electric shock, do not attempt to service the product in any way other than in the manner described in the Cleaning and Maintenance section of this leaflet.
- » Do not unscrew and open casing of the Therapure® 50 Mini UV air purifier. Attempting to access the internal circuitry will void the warranty and could cause serious personal injury to the user and/or result in considerable damage to the unit.
- » Always remove the unit from its power outlet by firmly holding and pulling gently.
- » Use care when operating the Therapure® 50 Mini UV air purifier by keeping all fingers, body parts, hair, loose clothing and jewelry away from openings.
- » Do not touch the unit or its plug when your hands are wet.
- » Do not operate the unit if flammable or combustible vapors are present.
- » The collection blades should be inspected frequently and cleaned regularly to prevent excessive accumulation that may result in an electrical flashover or a risk of fire.
- » Always unplug the unit from outlet before cleaning the collection blades.
- » This is an electrical appliance. Adult supervision is required when operating the unit in the presence of children.
- » Do not operate the unit if the plug is damaged or appears damaged. Only qualified service personnel should ever replace or attempt to replace a damaged electrical plug.
- » **NEVER** use this unit with an extension cord. Unit is designed for wall outlet use ONLY.
- » The Therapure® 50 Mini UV air purifier operates at 120v AC 60Hz.
- » Use only indoors.

---

### UV Lamp Notice

UV Light is harmful to bare skin and eyes and can cause temporary or cleanable loss of vision. Never look directly at the UV lamp while it is illuminated; doing so could cause loss of vision! Only view illumination through the window at the front of the unit. To prevent exposure to ultraviolet light, disconnect the power to the unit before servicing any part of the Therapure® 50 Mini UV air purifier.

### UV Lamp Disposal

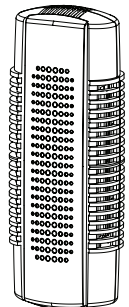
If the UV lamp breaks, turn off the unit. Do not operate the unit with a broken lamp. Do not use a vacuum to clean up breakage. Sweep debris into a plastic bag and dispose of properly. Contact your local waste management authority for instructions regarding recycling and the proper disposal of old lamp(s). To order a replacement lamp, call 1.800.875.8577 or go to [www.envion.com](http://www.envion.com).

### Mercury Notice

Because the Therapure® 50 Mini UV contains a light bulb and light bulbs contain mercury, BONECO is required to provide the following warning:

**WARNING:** This product can expose you to Mercury, a chemical which is known to the state of California to cause birth defects or other reproductive harm. For more information, visit [www.P65Warnings.ca.gov](http://www.P65Warnings.ca.gov).

Do not place your used lamp(s) in the trash. Disposal of any item containing mercury must be in accordance with any hazardous waste disposal or recycling laws and regulations of your state.



# OPERATING THE TPP50 MINI

## USE

1. Simply plug into a standard wall outlet (120v AC 60Hz).  
**NOTE – Your Therapure® 50 Mini UV air purifier should NEVER be used with extension cords.**
2. The Therapure® 50 Mini UV air purifier should immediately illuminate, and a gentle air flow should be detected.

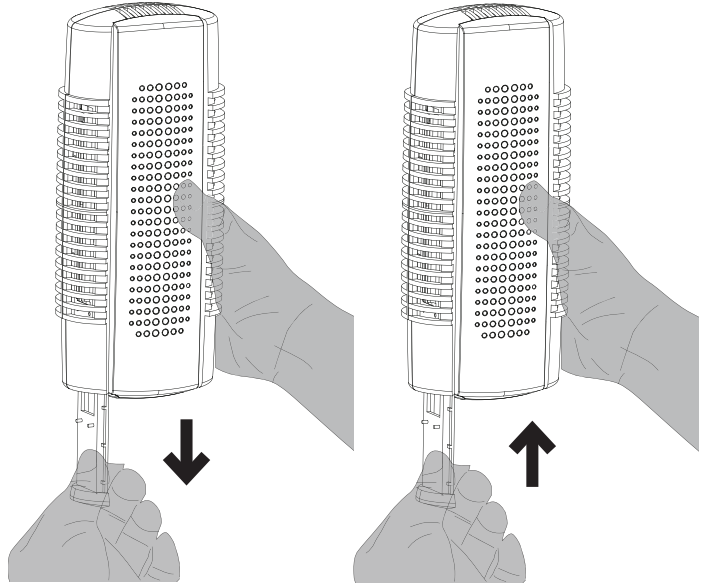
---

## CLEANING THE COLLECTOR BLADES

There are 2 collection blades on either side of the Therapure® 50 Mini UV air cleaner, it is recommended that these are cleaned every 2 weeks. Depending on the environment more frequent cleaning might be necessary.

### HOW TO CLEAN

1. Remove the air purifier from the wall outlet.
2. Remove the 2 collector blades from the bottom of the air purifier housing.
3. Wipe the blades clean using a dry soft cloth or paper towel.
4. Install the collection blades in reverse order.



**DO NOT INSTALL WET OR DAMP COLLECTION BLADES. IF THE COLLECTION BLADES ARE WET, SET ASIDE AND LET THEM DRY FOR 24 HOURS BEFORE INSERTING THEM BACK INTO THE AIR PURIFIER. MAKE SURE THE UNIT IS UNPLUGGED BEFORE INSTALLING BLADES.**

---

## CLEANING EXTERIOR OF AIR PURIFIER

Use a mild detergent and a soft cloth to wipe and clean the exterior of the air cleaner. Do not use strong solvent like alcohol, benzene, acetone, etc. Do not introduce moisture to the interior of the unit, make sure it is completely dry before operating the air purifier.

---

# TECHNICAL SPECIFICATIONS

**Model** – TPP50  
**Voltage** – 120 volt 60 Hz  
**Power Usage** – 8 watts  
**CARB Certified** – Room Air Cleaner



**TPP50**

thera|pure®

## LIMITED WARRANTY

### ONE YEAR LIMITED WARRANTY

Your Therapure®50 Mini UV air purifier is warranted to be free from defects in materials and workmanship for one year from the original purchase date. Should the product have a defect in materials or workmanship, we will repair or replace it without charge to you (a shipping and processing fee will apply). To obtain service under warranty, simply call our customer service center toll-free at **800.875.8577** | M-F 7-4 PST / 7-3 Sat.

This warranty does not cover damage caused by accident, misuse or any use other than as intended and described in this product manual, or damage resulting from failure to maintain and clean this product as specified in this product manual. This warranty applies only to the original purchaser of the Therapure®50 Mini UV air purifier.

**ALL EXPRESS AND IMPLIED WARRANTIES FOR THIS PRODUCT, INCLUDING IMPLIED WARRANTIES OF MERCHANTABILITY AND FITNESS FOR A PARTICULAR PURPOSE, ARE LIMITED IN DURATION TO THE WARRANTY PERIOD, AND NO WARRANTIES, WHETHER EXPRESS OR IMPLIED, WILL APPLY AFTER THIS PERIOD.**

Some states do not allow limitations on the duration of implied warranties, so the above limitation may not apply to you. While this warranty gives you specific legal rights, you may also have other rights which may vary from state to state.

### Contact Info for Warranty Service:

Therapure® by BONECO North America Corp.


P.O. Box 9159 | Van Nuys, CA | 91409-8291  
1.800.875.8577 | [www.envion.com](http://www.envion.com)

2020 BONECO North America Corp.  
All Rights Reserved. Patents Pending.

[www.envion.com](http://www.envion.com)

80062-02

TPP50



**ENVION**  
healthy home