



HP LaserJet Managed MFP E72525, HP LaserJet Managed MFP E72530, HP LaserJet Managed MFP E72535, HP LaserJet Managed Flow MFP E72525, HP LaserJet Managed Flow MFP E72530, HP LaserJet Managed Flow MFP E72535, HP Color LaserJet Managed MFP E77822, HP Color LaserJet Managed MFP E77825, HP Color LaserJet Managed MFP E77830, HP Color LaserJet Managed Flow MFP E77822, HP Color LaserJet Managed Flow MFP E77825, HP Color LaserJet Managed Flow MFP E77830

User Guide

## Copyright and License

© Copyright 2017 HP Development Company, L.P.

Reproduction, adaptation, or translation without prior written permission is prohibited, except as allowed under the copyright laws.

The information contained herein is subject to change without notice.

The only warranties for HP products and services are set forth in the express warranty statements accompanying such products and services. Nothing herein should be construed as constituting an additional warranty. HP shall not be liable for technical or editorial errors or omissions contained herein.

Edition 1, 4/2017

## Trademark Credits

Adobe®, Adobe Photoshop®, Acrobat®, and PostScript® are trademarks of Adobe Systems Incorporated.

Apple and the Apple logo are trademarks of Apple Inc., registered in the U.S. and other countries.

OS X is a trademark of Apple Inc., registered in the U.S. and other countries.

AirPrint is a trademark of Apple Inc., registered in the U.S. and other countries.

Google™ is a trademark of Google Inc.

Microsoft®, Windows®, Windows® XP, and Windows Vista® are U.S. registered trademarks of Microsoft Corporation.

UNIX® is a registered trademark of The Open Group.

---

# Table of contents

<b>1 Get started</b> .....	<b>1</b>
Printer hardware setup and software installation .....	2
Printer views .....	3
Printer front view .....	3
Printer back view .....	4
Interface ports .....	5
Control-panel view .....	6
Printer specifications .....	8
Technical specifications .....	8
Supported operating systems .....	14
Mobile printing solutions .....	16
Printer dimensions .....	17
Power consumption, electrical specifications, and acoustic emissions .....	18
Operating-environment range .....	18
Power on and off .....	19
Turn on the printer .....	19
Manage power .....	19
Set the printer sleep settings .....	19
Turn off the printer .....	19
Energy-conservation settings .....	20
Introduction .....	20
Print with EconoMode (mono models only) .....	20
Set the sleep timer and configure the printer to use 1 watt or less of power .....	20
Set the sleep schedule .....	21
<b>2 How to use</b> .....	<b>23</b>
Load paper .....	24
Introduction .....	24
Load paper to Tray 1 .....	24
Introduction .....	24
Use alternative letterhead mode .....	26

Enable Alternative Letterhead Mode by using the printer control-panel menus .....	26
Load paper to Tray 2 .....	27
Introduction .....	27
Use alternative letterhead mode .....	30
Enable Alternative Letterhead Mode by using the printer control-panel menus .....	30
Print tasks .....	31
Print tasks (Windows) .....	31
How to print (Windows) .....	31
Automatically print on both sides (Windows) .....	32
Print multiple pages per sheet (Windows) .....	32
Select the paper type (Windows) .....	33
Additional print tasks .....	34
Print tasks (OS X) .....	35
How to print (OS X) .....	35
Automatically print on both sides (OS X) .....	35
Print multiple pages per sheet (OS X) .....	35
Select the paper type (OS X) .....	35
Additional print tasks .....	37
<b>3 Solve problems .....</b>	<b>39</b>
Clear paper jams .....	40
Paper jam locations .....	40
13.A1 tray 1 paper jam .....	41
13.A2, 13.A3 tray 2, tray 3 paper jam .....	42
<b>4 Service and support .....</b>	<b>45</b>
HP limited warranty statement .....	46
UK, Ireland, and Malta .....	48
Austria, Belgium, Germany, and Luxemburg .....	48
Belgium, France, and Luxemburg .....	49
Italy .....	50
Spain .....	50
Denmark .....	51
Norway .....	51
Sweden .....	51
Portugal .....	51
Greece and Cyprus .....	52
Hungary .....	52
Czech Republic .....	52

Slovakia .....	53
Poland .....	53
Bulgaria .....	53
Romania .....	54
Belgium and the Netherlands .....	54
Finland .....	54
Slovenia .....	55
Croatia .....	55
Latvia .....	55
Lithuania .....	55
Estonia .....	56
HP's Premium Protection Warranty: LaserJet toner cartridge limited warranty statement .....	57
Long life consumable and maintenance kit limited warranty statement .....	58
HP policy on non-HP supplies .....	59
HP anticounterfeit Web site .....	60
Data stored on the toner cartridge .....	61
End User License Agreement .....	62
Customer self-repair warranty service .....	66
Customer support .....	67

## 5 Environmental product stewardship program ..... 69

Protecting the environment .....	70
Ozone production .....	70
Power consumption .....	70
Toner consumption .....	70
Paper use .....	71
Plastics .....	71
HP LaserJet print supplies .....	71
Paper .....	71
Material restrictions .....	71
Disposal of waste equipment by users (EU and India) .....	73
Electronic hardware recycling .....	73
Brazil hardware recycling information .....	74
Chemical substances .....	74
Product Power Data per European Union Commission Regulation 1275/2008 .....	74
SEPA Ecolabel User Information (China) .....	75
The regulation of the implementation on China energy label for printer, fax, and copier .....	75
Restriction on Hazardous Substances statement (India) .....	75
Restriction on Hazardous Substances statement (Turkey) .....	75
Restriction on Hazardous Substances statement (Ukraine) .....	75
Substances Table (China) .....	76

Material Safety Data Sheet (MSDS) .....	76
EPEAT .....	76
Substances Table (Taiwan) .....	77
For more information .....	78
<b>6 Regulatory information .....</b>	<b>79</b>
Declaration of conformity .....	80
Declaration of conformity .....	82
Declaration of conformity .....	84
Declaration of conformity .....	86
Regulatory statements .....	88
Regulatory Model Identification Numbers .....	88
FCC regulations .....	88
Canada - Industry Canada ICES-003 Compliance Statement .....	88
EMC statement (Korea) .....	88
EMC statement (China) .....	88
EMI statement (Taiwan) .....	88
Power cord instructions .....	89
Laser safety .....	89
Laser statement for Finland .....	89
Nordic Statements (Denmark, Finland, Norway, Sweden) .....	90
GS statement (Germany) .....	91
Eurasian Conformity (Belarus, Kazakhstan, Russia) .....	91
<b>Index .....</b>	<b>93</b>

---

# 1 Get started

- [Printer hardware setup and software installation](#)
- [Printer views](#)
- [Printer specifications](#)
- [Power on and off](#)
- [Energy-conservation settings](#)

## For more information:

The following information is correct at the time of publication. For current information, see <http://www.hp.com/support/ljE72500mfp>, [www.hp.com/support/colorljE77800mfp](http://www.hp.com/support/colorljE77800mfp).

HP's all-inclusive help for the printer includes the following information:

- Install and configure
- Learn and use
- Solve problems
- Download software and firmware updates
- Join support forums
- Find warranty and regulatory information

## Printer hardware setup and software installation

For basic setup instructions, see the Hardware Installation Guide that came with the printer. For additional instructions, go to HP support on the Web.

Go to <http://www.hp.com/support/ljE72500mfp>, [www.hp.com/support/colorljE77800mfp](http://www.hp.com/support/colorljE77800mfp) for HP's all-inclusive help for the printer. Find the following support:

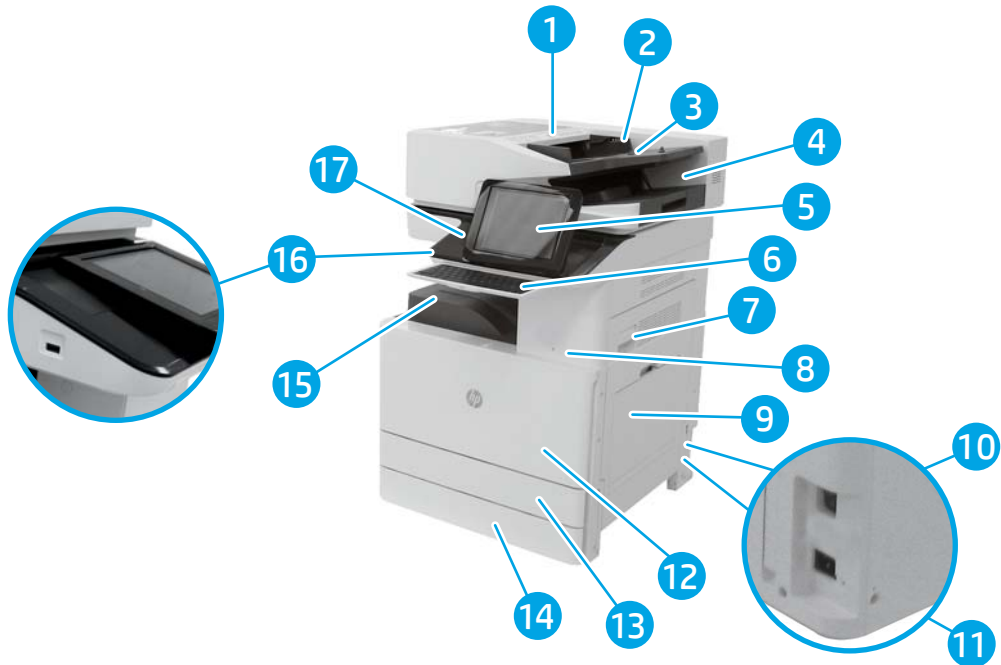
- Install and configure
- Learn and use
- Solve problems
- Download software and firmware updates
- Join support forums
- Find warranty and regulatory information



## Printer views

- [Printer front view](#)
- [Printer back view](#)
- [Interface ports](#)
- [Control-panel view](#)

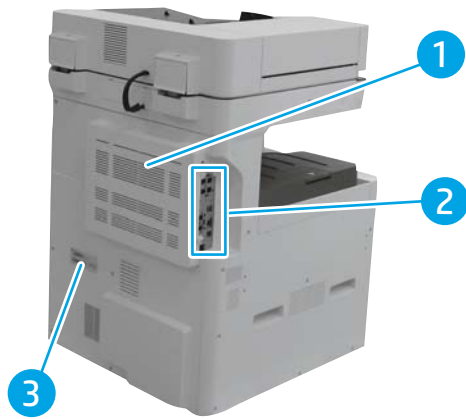
### Printer front view



1	Automatic document feeder cover (access for clearing jams)
2	Automatic document feeder width guides
3	Automatic document feeder input tray
4	Automatic document feeder output tray
5	Control panel with color touchscreen display (tilts up for easier viewing)
6	Physical keyboard (Flow models only). Pull the keyboard straight out to use it. <b>CAUTION:</b> Close the keyboard when it is not in use.
7	Right door (access for clearing jams)
8	On/off button
9	Tray 1
10	Power switch
11	Power connection
12	Front door (access to the toner cartridges)
13	Tray 2


14	Tray 3
15	Output bin
16	Easy-access USB port
	Insert a USB flash drive for printing or scanning without a computer or to update the printer firmware.
	<b>NOTE:</b> An administrator must enable this port before use.
17	Hardware integration pocket (for connecting accessory and third-party devices)

## Printer back view



1	Formatter cover
2	Interface ports
3	Serial number and product number label

## Interface ports



---

1 USB port for connecting external USB devices

**NOTE:** For easy-access USB printing, use the USB port near the control panel.

---

2 Local area network (LAN) Ethernet network port

---



3 Hi-Speed USB 2.0 printing port

---

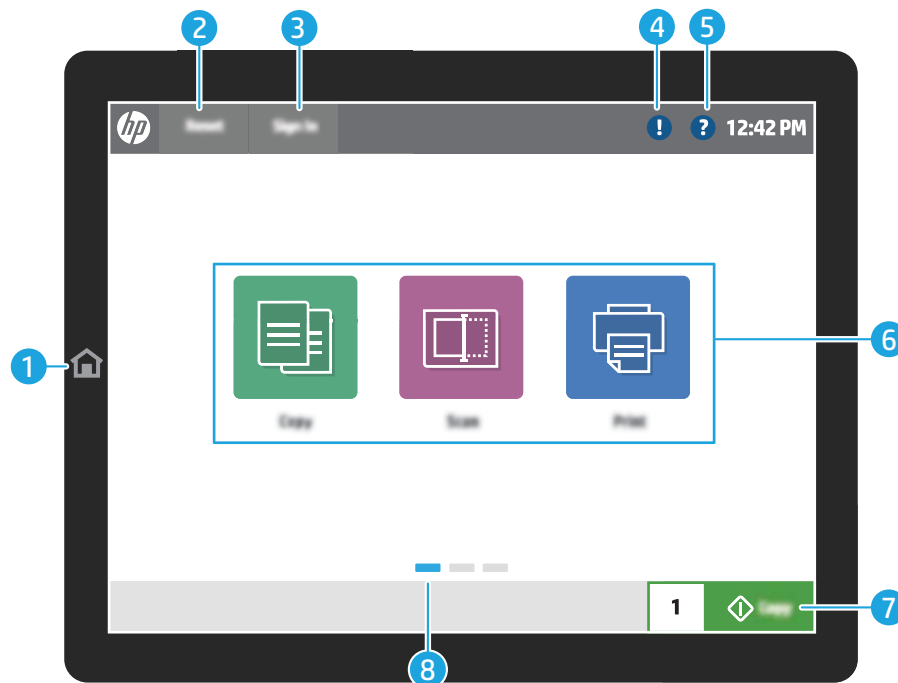
## Control-panel view


 **NOTE:** Tilt the control panel for easier viewing.



The Home screen provides access to the printer features and indicates the current status of the printer.

Return to the Home screen at any time by touching the Home  button. Touch the Home  button on the left side of the printer control panel, or touch the Home button in the upper-left corner of most screens.


 **NOTE:** The features that appear on the Home screen can vary, depending on the printer configuration.



- |   |   |   |
|---|---|---|
| 1 | Home  button | Touch the Home button to return to the Home screen.   |
| 2 | Reset button  | The <b>Reset</b> button returns the printer to default settings and is always present if users are not logged in. The <b>Reset</b> button is not present when the <b>Sign Out</b> button is present. Touch the <b>Reset</b> button to resume and release jobs from the previous pause state and interrupt mode, reset the quick copy count in the copy count field, exit special modes, reset the display language and the keyboard layout. |
| 3 | Sign In or Sign Out button  | Touch the <b>Sign In</b> button to access secured features.<br><br>Touch the <b>Sign Out</b> button to sign out of the printer. The printer restores all options to the default settings.<br><br><b>NOTE:</b> This button displays only if the administrator has configured the printer to require permission for access to features.   |

4	Information  button	Touch the information button to access a screen that provides access to several types of printer information. Touch the buttons at the bottom of the screen for the following information:
		<ul style="list-style-type: none"> <li>• <a href="#">Display Language</a>: Change the language setting for the current user session.</li> <li>• <a href="#">Sleep Mode</a>: Place the printer into sleep mode.</li> <li>• <a href="#">Wi-Fi Direct</a>: View information for how to connect directly to the printer using a phone, tablet, or other device with Wi-Fi.</li> <li>• <a href="#">Wireless</a>: View or change wireless connection settings (only when an optional wireless accessory is installed).</li> <li>• <a href="#">Ethernet</a>: View or change Ethernet connection settings.</li> <li>• <a href="#">HP Web Services</a>: View information to connect and print to the printer using HP Web Services (ePrint).</li> </ul>
5	Help  button	Touch the Help button to open the embedded help system.
		The status line provides information about the overall printer status.
6	Applications area	Touch any of the icons to open the application. Swipe the screen sideways to access more applications.
		<b>NOTE:</b> The available applications vary by printer. The administrator can configure which applications appear and the order in which they appear.
7	<a href="#">Start Copy</a> button	Touch the <a href="#">Start Copy</a> button to start a copy job.
8	Home-screen page indicator	Indicates the number of pages on the Home screen or in an application. The current page is highlighted. Swipe the screen sideways to scroll between pages.

# Printer specifications

 **IMPORTANT:** The following specifications are correct at the time of publication, but they are subject to change. For current information, see <http://www.hp.com/support/ljE72500mfp>, [www.hp.com/support/colorljE77800mfp](http://www.hp.com/support/colorljE77800mfp).

- [Technical specifications](#)
- [Supported operating systems](#)
- [Mobile printing solutions](#)
- [Printer dimensions](#)
- [Power consumption, electrical specifications, and acoustic emissions](#)
- [Operating-environment range](#)

## Technical specifications

**Table 1-1** E77822dn, E77822z, E77825dn, E77825z, E77830dn, E77830z

Model number		E77822dn	E77822z	E77825dn	E77825z	E77830dn	E77830z
Product number		X3A78A	X3A77A	X3A81A	X3A80A	X3A84A	X3A83A
<b>Paper handling</b>	Tray 1 (100-sheet capacity)	✓	✓	✓	✓	✓	✓
	Tray 2 (520-sheet capacity)	✓	✓	✓	✓	✓	✓
	Tray 3 (520-sheet capacity)	✓	✓	✓	✓	✓	✓
	2 x 520-sheet paper feeder	Optional	Optional	Optional	Optional	Optional	Optional
	2,000-sheet high-capacity input tray	Optional	Optional	Optional	Optional	Optional	Optional
	Printer cabinet	Optional	Optional	Optional	Optional	Optional	Optional
	Stapler/stacker finishing accessory	Optional	Optional	Optional	Optional	Optional	Optional
	Booklet maker finishing accessory	Optional	Optional	Optional	Optional	Optional	Optional
	Inner finisher accessory	Optional	Optional	Optional	Optional	Optional	Optional
	<ul style="list-style-type: none"> <li>• 2/3 hole punch accessory</li> </ul>	Optional	Optional	Optional	Optional	Optional	Optional
	<ul style="list-style-type: none"> <li>• 2/4 hole punch accessory</li> </ul>	Optional	Optional	Optional	Optional	Optional	Optional
	<ul style="list-style-type: none"> <li>• Swedish hole punch accessory</li> </ul>	Optional	Optional	Optional	Optional	Optional	Optional
	HP Job separator	Optional	Optional	Optional	Optional	Optional	Optional
	HP Second exit	Optional	Optional	Optional	Optional	Optional	Optional

Table 1-1 E77822dn, E77822z, E77825dn, E77825z, E77830dn, E77830z (continued)

Model number	E77822dn	E77822z	E77825dn	E77825z	E77830dn	E77830z
Product number	X3A78A	X3A77A	X3A81A	X3A80A	X3A84A	X3A83A
HP Spacer	Optional	Optional	Optional	Optional	Optional	Optional
Automatic duplex printing	✓	✓	✓	✓	✓	✓
<b>Connectivity</b>						
10/100/1000 Ethernet LAN connection with IPv4 and IPv6	✓	✓	✓	✓	✓	✓
Hi-Speed USB 2.0	✓	✓	✓	✓	✓	✓
Easy-access USB port for printing without a computer and upgrading the firmware	✓	✓	✓	✓	✓	✓
Hardware Integration Pocket for connecting accessory and third-party devices	✓	✓	✓	✓	✓	✓
<b>Memory</b>						
6 GB base memory	✓	Not supported	✓	Not supported	✓	Not supported
7 GB base memory	Not supported	✓	Not supported	✓	Not supported	✓
<b>Mass storage</b>						
320 GB HP Secure High-Performance Hard Disk	✓	Not supported	✓	Not supported	✓	Not supported
2 x 320 GB HP Secure High-Performance Hard Disk	Not supported	✓	Not supported	✓	Not supported	✓
16 GB embedded Multi-Media Controller (eMMC)	✓	Not supported	✓	Not supported	✓	Not supported
<b>Security</b>						
HP Trusted Platform Module	✓	✓	✓	✓	✓	✓
<b>Control-panel display</b>						
Color touchscreen control panel	✓	✓	✓	✓	✓	✓
Retractable keyboard	Not supported	✓	Not supported	✓	Not supported	✓
<b>Print</b>						
Prints 22 pages per minute (ppm) on A4 and on letter-size paper.	✓	✓	Not supported	Not supported	Not supported	Not supported
Prints 25 pages per minute (ppm) on A4 and on letter-size paper	Not supported	Not supported	✓	✓	Not supported	Not supported
Prints 30 pages per minute (ppm) on A4 and on letter-size paper	Not supported	Not supported	Not supported	Not supported	✓	✓

**Table 1-1** E77822dn, E77822z, E77825dn, E77825z, E77830dn, E77830z (continued)

Model number	E77822dn	E77822z	E77825dn	E77825z	E77830dn	E77830z
Product number	X3A78A	X3A77A	X3A81A	X3A80A	X3A84A	X3A83A
Easy-access USB printing (no computer required)	✓	✓	✓	✓	✓	✓
<b>Fax</b>	Optional	Optional	Optional	Optional	Optional	Optional
<b>Copy and Scan</b>						
Scans 80 pages per minute (ppm) on A4 and letter-size paper	✓	Not supported	✓	Not supported	✓	Not supported
Scans 120 pages per minute (ppm) on A4 and letter-size paper	Not supported	✓	Not supported	✓	Not supported	✓
100-page document feeder with dual-head scanning for single-pass duplex copying and scanning	✓	Not supported	✓	Not supported	✓	Not supported
250-page document feeder with dual-head scanning for single-pass duplex copying and scanning	Not supported	✓	Not supported	✓	Not supported	✓
HP EveryPage Technologies including ultrasonic multi-feed detection	Not supported	✓	Not supported	✓	Not supported	✓
Embedded optical character recognition (OCR) provides the ability to convert printed pages into text that can be edited or searched using a computer	Not supported	✓	Not supported	✓	Not supported	✓
SMART Label feature provides paper-edge detection for automatic page cropping	Not supported	✓	Not supported	✓	Not supported	✓
Automatic page orientation for pages that have at least 100 characters of text	Not supported	✓	Not supported	✓	Not supported	✓
Automatic tone adjustment sets contrast, brightness, and background removal for each page	Not supported	✓	Not supported	✓	Not supported	✓



**Table 1-1 E77822dn, E77822z, E77825dn, E77825z, E77830dn, E77830z (continued)**

Model number		E77822dn	E77822z	E77825dn	E77825z	E77830dn	E77830z
Product number		X3A78A	X3A77A	X3A81A	X3A80A	X3A84A	X3A83A
<b>Digital Send</b>	Send documents to E-mail, USB, and shared folders on a network	✓	✓	✓	✓	✓	✓
	Send documents to SharePoint®	Not supported	✓	Not supported	✓	Not supported	✓

**Table 1-2 E72525dn, E72525z, E72530dn, E72530z, E72535dn, E72535z**

Model number		E72525dn	E72525z	E72530dn	E72530z	E72535dn	E72535z
Product number		X3A60A	X3A59A	X3A63A	X3A62A	X3A66A	X3A65A
<b>Paper handling</b>	Tray 1 (100-sheet capacity)	✓	✓	✓	✓	✓	✓
	Tray 2 (520-sheet capacity)	✓	✓	✓	✓	✓	✓
	Tray 3 (520-sheet capacity)	✓	✓	✓	✓	✓	✓
	2 x 520-sheet paper feeder	Optional	Optional	Optional	Optional	Optional	Optional
	2,000-sheet high-capacity input tray	Optional	Optional	Optional	Optional	Optional	Optional
	Printer cabinet	Optional	Optional	Optional	Optional	Optional	Optional
	Stapler/stacker finishing accessory	Optional	Optional	Optional	Optional	Optional	Optional
	Booklet maker finishing accessory	Optional	Optional	Optional	Optional	Optional	Optional
	Inner finisher accessory	Optional	Optional	Optional	Optional	Optional	Optional
	<ul style="list-style-type: none"> <li>• 2/3 hole punch accessory</li> </ul>	Optional	Optional	Optional	Optional	Optional	Optional
	<ul style="list-style-type: none"> <li>• 2/4 hole punch accessory</li> </ul>	Optional	Optional	Optional	Optional	Optional	Optional
	<ul style="list-style-type: none"> <li>• Swedish hole punch accessory</li> </ul>	Optional	Optional	Optional	Optional	Optional	Optional
	HP Job separator	Optional	Optional	Optional	Optional	Optional	Optional
	HP Second exit	Optional	Optional	Optional	Optional	Optional	Optional
	HP Spacer	Optional	Optional	Optional	Optional	Optional	Optional
	Automatic duplex printing	✓	✓	✓	✓	✓	✓
<b>Connectivity</b>	10/100/1000 Ethernet LAN connection with IPv4 and IPv6	✓	✓	✓	✓	✓	✓

**Table 1-2** E72525dn, E72525z, E72530dn, E72530z, E72535dn, E72535z (continued)

Model number	E72525dn	E72525z	E72530dn	E72530z	E72535dn	E72535z
Product number	X3A60A	X3A59A	X3A63A	X3A62A	X3A66A	X3A65A
Hi-Speed USB 2.0	✓	✓	✓	✓	✓	✓
Easy-access USB port for printing without a computer and upgrading the firmware	✓	✓	✓	✓	✓	✓
Hardware Integration Pocket for connecting accessory and third-party devices	✓	✓	✓	✓	✓	✓
<b>Memory</b>						
6 GB base memory	✓	Not supported	✓	Not supported	✓	Not supported
7 GB base memory	Not supported	✓	Not supported	✓	Not supported	✓
<b>Mass storage</b>						
320 GB HP Secure High-Performance Hard Disk	✓	Not supported	✓	Not supported	✓	Not supported
2 x 320 GB HP Secure High-Performance Hard Disk	Not supported	✓	Not supported	✓	Not supported	✓
16 GB embedded Multi-Media Controller (eMMC)	✓	Not supported	✓	Not supported	✓	Not supported
<b>Security</b>						
HP Trusted Platform Module	✓	✓	✓	✓	✓	✓
<b>Control-panel display</b>						
Color touchscreen control panel	✓	✓	✓	✓	✓	✓
Retractable keyboard	Not supported	✓	Not supported	✓	Not supported	✓
<b>Print</b>						
Prints 25 pages per minute (ppm) on A4 and on letter-size paper.	✓	✓	Not supported	Not supported	Not supported	Not supported
Prints 30 pages per minute (ppm) on A4 and on letter-size paper	Not supported	Not supported	✓	✓	Not supported	Not supported
Prints 35 pages per minute (ppm) on A4 and on letter-size paper	Not supported	Not supported	Not supported	Not supported	✓	✓
Easy-access USB printing (no computer required)	✓	✓	✓	✓	✓	✓
<b>Fax</b>	Optional	Optional	Optional	Optional	Optional	Optional
<b>Copy and Scan</b>						
Scans 80 pages per minute (ppm) on A4 and letter-size paper	✓	Not supported	✓	Not supported	✓	Not supported

**Table 1-2** E72525dn, E72525z, E72530dn, E72530z, E72535dn, E72535z (continued)

Model number	E72525dn	E72525z	E72530dn	E72530z	E72535dn	E72535z
Product number	X3A60A	X3A59A	X3A63A	X3A62A	X3A66A	X3A65A
Scans 120 pages per minute (ppm) on A4 and letter-size paper	Not supported	✓	Not supported	✓	Not supported	✓
100-page document feeder with dual-head scanning for single-pass duplex copying and scanning	✓	Not supported	✓	Not supported	✓	Not supported
250-page document feeder with dual-head scanning for single-pass duplex copying and scanning	Not supported	✓	Not supported	✓	Not supported	✓
HP EveryPage Technologies including ultrasonic multi-feed detection	Not supported	✓	Not supported	✓	Not supported	✓
Embedded optical character recognition (OCR) provides the ability to convert printed pages into text that can be edited or searched using a computer	Not supported	✓	Not supported	✓	Not supported	✓
SMART Label feature provides paper-edge detection for automatic page cropping	Not supported	✓	Not supported	✓	Not supported	✓
Automatic page orientation for pages that have at least 100 characters of text	Not supported	✓	Not supported	✓	Not supported	✓
Automatic tone adjustment sets contrast, brightness, and background removal for each page	Not supported	✓	Not supported	✓	Not supported	✓
<b>Digital Send</b>						
Send documents to E-mail, USB, and shared folders on a network	✓	✓	✓	✓	✓	✓
Send documents to SharePoint®	Not supported	✓	Not supported	✓	Not supported	✓

## Supported operating systems

The following information applies to the Printer-Specific Windows PCL 6 and HP print drivers for OS X and to the software installer.

**Windows:** The HP Software Installer can be downloaded from the printer support website for this printer and installs the “HP PCL.6” version 3 print driver, the “HP PCL 6” version 3 print driver, or the “HP PCL-6” version 4 print driver, depending on the Windows operating system, along with optional software when using the software installer. Download the “HP PCL.6” version 3 print driver, the “HP PCL 6” version 3 print driver, and the “HP PCL-6” version 4 print driver from the printer-support website for this printer: <http://www.hp.com/support/ljE72500mfp>, [www.hp.com/support/colorljE77800mfp](http://www.hp.com/support/colorljE77800mfp).

**OS X:** Mac computers are supported with this printer. Download HP Easy Start either from [123.hp.com/LaserJet](http://123.hp.com/LaserJet) or from the Printer Support page, and then use HP Easy Start to install the HP print driver. HP Easy Start is not included in the HP Software Installer.

1. Go to [123.hp.com/LaserJet](http://123.hp.com/LaserJet).
2. Follow the steps provided to download the printer software.

**Linux:** For information and print drivers for Linux, go to [www.hp.com/go/linuxprinting](http://www.hp.com/go/linuxprinting).


**UNIX:** For information and print drivers for UNIX®, go to [www.hp.com/go/unixmodelscripts](http://www.hp.com/go/unixmodelscripts).


**Table 1-3** Supported operating systems and print drivers

Operating system	Print driver installed (from the software on the web)	Notes
Windows® XP SP3, 32-bit	The “HP PCL.6” printer-specific print driver is installed for this operating system as part of the software installation.	Microsoft retired mainstream support for Windows XP in April 2009. HP will continue to provide best effort support for the discontinued XP operating system. Some features and page sizes in the print driver are not supported.
Windows Vista®, 32-bit	The “HP PCL.6” printer-specific print driver is installed for this operating system as part of the software installation.	Microsoft retired mainstream support for Windows Vista in April 2012. HP will continue to provide best effort support for the discontinued Vista operating system. Some features and page sizes in the print driver are not supported.
Windows Server 2003 SP2, 32-bit	The “HP PCL.6” printer-specific print driver is available for download from the printer-support website. Download the driver, and then use the Microsoft Add Printer tool to install it.	Microsoft retired mainstream support for Windows Server 2003 in July 2010. HP will continue to provide best effort support for the discontinued Server 2003 operating system. Some features and page sizes in the print driver are not supported.
Windows 7 SP1, 32-bit and 64-bit	The “HP PCL 6” printer-specific print driver is installed for this operating system as part of the software installation.	
Windows 8, 32-bit and 64-bit	The “HP PCL 6” printer-specific print driver is installed for this operating system as part of the software installation.	Windows 8 RT support is provided through Microsoft IN OS Version 4, 32-bit driver.
Windows 8.1, 32-bit and 64-bit	The “HP PCL-6” V4 printer-specific print driver is installed for this operating system as part of the software installation.	Windows 8.1 RT support is provided through Microsoft IN OS Version 4, 32-bit driver.

**Table 1-3 Supported operating systems and print drivers (continued)**

Operating system	Print driver installed (from the software on the web)	Notes
Windows 10, 32-bit and 64-bit	The “HP PCL-6” V4 printer-specific print driver is installed for this operating system as part of the software installation.	
Windows Server 2008 SP2, 32-bit	The “HP PCL.6” printer-specific print driver is available for download from the printer-support website. Download the driver, and then use the Microsoft Add Printer tool to install it.	Microsoft retired mainstream support for Windows Server 2008 in January 2015. HP will continue to provide best effort support for the discontinued Server 2008 operating system. Some features and page sizes in the print driver are not supported.
Windows Server 2008 SP2, 64-bit	The “HP PCL 6” printer-specific print driver is available for download from the printer-support website. Download the driver, and then use the Microsoft Add Printer tool to install it.	
Windows Server 2008 R2, SP 1, 64-bit	The “HP PCL 6” printer-specific print driver is available for download from the printer-support website. Download the driver, and then use the Microsoft Add Printer tool to install it.	
Windows Server 2012, 64-bit	The PCL 6 printer-specific print driver is available for download from the printer-support website. Download the driver, and then use the Microsoft Add Printer tool to install it.	
Windows Server 2012 R2, 64-bit	The PCL 6 printer-specific print driver is available for download from the printer-support website. Download the driver, and then use the Microsoft Add Printer tool to install it.	
OS X 10.10 Yosemite, OS X 10.11 El Capitan, and OS X 10.12 Sierra	To install the print driver, download HP Easy Start from <a href="http://123.hp.com/LaserJet">123.hp.com/LaserJet</a> . Follow the steps provided to install the printer software and print driver.	

 **NOTE:** Supported operating systems can change. For a current list of supported operating systems, go to <http://www.hp.com/support/ljE72500mfp>, [www.hp.com/support/colorljE77800mfp](http://www.hp.com/support/colorljE77800mfp) for HP’s all-inclusive help for the printer.

 **NOTE:** For details on client and server operating systems and for HP UPD driver support for this printer, go to [www.hp.com/go/upd](http://www.hp.com/go/upd). Under **Additional information**, click the links.

**Table 1-4 Minimum system requirements**

Windows	OS X
<ul style="list-style-type: none"> <li>• An Internet connection</li> <li>• Dedicated USB 1.1 or 2.0 connection or a network connection</li> <li>• 2 GB of available hard-disk space</li> </ul>	<ul style="list-style-type: none"> <li>• Internet connection</li> <li>• 1 GB of available hard-disk space</li> </ul>

## Mobile printing solutions

HP offers multiple mobile and ePrint solutions to enable easy printing to an HP printer from a laptop, tablet, smartphone, or other mobile device. To see the full list and to determine the best choice, go to [www.hp.com/go/LaserJetMobilePrinting](http://www.hp.com/go/LaserJetMobilePrinting).




---

**NOTE:** Update the printer firmware to ensure all mobile printing and ePrint capabilities are supported.

---

- Wi-Fi Direct (wireless models only)
- HP ePrint via email (Requires HP Web Services to be enabled and the printer to be registered with HP Connected)
- HP ePrint app (Available for Android, iOS, and Blackberry)
- HP All-in-One Remote app for iOS and Android devices
- HP ePrint software
- Google Cloud Print
- AirPrint
- Android Printing

## Printer dimensions



**Table 1-5** Dimensions of the E77822dn, E77822z, E77825dn, E77825z, E77830dn, and E77830z models

	Printer fully closed	Printer fully opened
1. Height	<b>dn models:</b> 877 mm (34.5 in) <b>z models:</b> 925 mm (36.5 in)	<b>dn models:</b> 1241 mm (48.8 in) <b>z models:</b> 1375 mm (54.1 in)
2. Depth	<b>dn models:</b> 730 mm (28.7 in) <b>z models:</b> 780 mm (30.7 in)	<b>dn models:</b> 1115 mm (43.8 in) <b>z models:</b> 1216 mm (47.8 in)
3. Width	<b>dn models:</b> 568 mm (22.3 in) <b>z models:</b> 584 mm (22.9 in)	<b>dn models:</b> 1010 mm (39.7 in) <b>z models:</b> 1026 mm (40.3 in)
Weight	<b>dn models:</b> 89.5 kg (197.4 lb) <b>z models:</b> 99.2 kg (218.8 lb)	

**Table 1-6** Dimensions of the E72525dn, E72525z, E72530dn, E72530z, E72535dn, E72535z models

	Printer fully closed	Printer fully opened
1. Height	<b>dn models:</b> 827 mm (32.6 in) <b>z models:</b> 925 mm (36.4 in)	<b>dn models:</b> 1191 mm (46.8 in) <b>z models:</b> 1325 mm (52.1 in)
2. Depth	<b>dn models:</b> 730 mm (28.7 in) <b>z models:</b> 780 mm (30.7 in)	<b>dn models:</b> 1115 mm (43.8 in) <b>z models:</b> 1216 mm (47.8 in)

**Table 1-6** Dimensions of the E72525dn, E72525z, E72530dn, E72530z, E72535dn, E72535z models (continued)

	Printer fully closed	Printer fully opened
3. Width	<b>dn models:</b> 568 mm (22.3 in) <b>z models:</b> 584 mm (22.9 in)	<b>dn models:</b> 1010 mm (39.7 in) <b>z models:</b> 1026 mm (40.3 in)
Weight	<b>dn models:</b> 68.1 kg (150.2 lb) <b>z models:</b> 77.8 kg (171.5 lb)	

## Power consumption, electrical specifications, and acoustic emissions

See <http://www.hp.com/support/ljE72500mfp>, [www.hp.com/support/colorljE77800mfp](http://www.hp.com/support/colorljE77800mfp) for current information.

**CAUTION:** Power requirements are based on the country/region where the printer is sold. Do not convert operating voltages. This will damage the printer and void the printer warranty.

## Operating-environment range

**Table 1-7** Operating-environment specifications


Environment	Recommended	Allowed
Temperature	17° to 25°C (62.6° to 77°F)	10° to 30°C (50° to 86°F)
Relative humidity	30% to 70% relative humidity (RH)	10% to 80% (RH)
Altitude	Not applicable	0 to 3048 m (0 to 10,000 ft)



# Power on and off

---

 **CAUTION:** To prevent damage to the printer, use only the power cord that is provided with the printer.

 **NOTE:** Make sure that the power source is adequate for the printer voltage rating. The voltage rating is on the printer label. The printer uses either 110-127 Vac or 220-240 Vac and 50/60 Hz.

---

A label with the printer voltage rating is located on the back of the printer.

## Turn on the printer

1. Connect the power cord that is provided with the printer to the connection port on the lower-right bottom of the printer.
2. Connect the power cord between the printer and a grounded AC outlet.
3. Move the power switch on the lower-right bottom of the printer into the On position, and then press and release the On/off button on the front of the printer.

## Manage power

The printer includes power-management features that can help reduce power consumption and save energy.

- Sleep Settings put the printer in a reduced power consumption state if it is idle for a specific length of time. The length of time before the product enters Sleep mode can be set on the control panel.

## Set the printer sleep settings

1. From the Home screen on the printer control panel, select [Settings](#).
2. Open the following menus:
  - [General](#)
  - [Energy Settings](#)
3. Select [Sleep Settings](#) or [Sleep Schedule](#).
4. Select the appropriate options, and complete the set up.

## Turn off the printer

Press and release the On/off button on the front of the printer, and then move the power switch on the lower-right bottom of the printer into the Off position.

---

 **CAUTION:** Do not turn off the printer if a cartridge is missing. Damage to the printer can result.

---

A warning message displays on the printer control panel if you attempt to turn off the printer when one or more cartridges are missing.

# Energy-conservation settings

## Introduction

- [Print with EconoMode \(mono models only\)](#)
- [Set the sleep timer and configure the printer to use 1 watt or less of power](#)
- [Set the sleep schedule](#)

## Print with EconoMode (mono models only)

The EconoMode feature is an option for printing drafts of documents. Using EconoMode can use less toner. However, using EconoMode can also reduce print quality.

HP does not recommend the full-time use of EconoMode. If EconoMode is used full-time, the toner supply might outlast the mechanical parts in the toner cartridge. If print quality begins to degrade and is no longer acceptable, consider replacing the toner cartridge.

1. From the Home screen on the printer control panel, open the [Settings](#) menu.
2. Open the following menus:
  - [Copy/Print](#)
  - [Default Print Options](#)
  - [Economode](#)
3. Select [On](#) or [Off](#) to enable or disable the feature.


## Set the sleep timer and configure the printer to use 1 watt or less of power

The sleep settings affect how much power the printer uses, the wake/sleep time, how quickly the printer enters sleep mode, and how quickly the printer wakes up from sleep mode.

To configure the printer to use 1 watt or less of power while in sleep mode, enter times for both the Sleep after Inactivity and Auto Off after sleep settings.

1. From the Home screen on the printer control panel, open the [Settings](#) menu.
2. Open the following menus:
  - [General](#)
  - [Energy Settings](#)
  - [Sleep Settings](#)
3. Select [Sleep after Inactivity](#) to specify the number of minutes the printer is inactive before it enters sleep mode. Enter the appropriate time period.
4. Select [Auto Off after sleep](#) to put the printer into a deeper power save mode after a period of sleep. Enter the appropriate time period.

---

 **NOTE:** By default, the printer will wake from Auto Off in response to any activity other than USB or Wi-Fi, but can be set to wake only to the On/off button.

---

5. For greater energy savings, select the [Shut down after inactivity](#) option, and select a time period. The printer completely shuts down after this period of inactivity.
6. Select [Done](#) to save the settings.

## Set the sleep schedule

Use the [Sleep Schedule](#) feature to configure the printer to automatically wake or go into Sleep mode at specific times on specific days of the week.

1. From the Home screen on the printer control panel, open the [Settings](#) menu.
2. Open the following menus:
  - [General](#)
  - [Energy Settings](#)
  - [Sleep Schedule](#)
3. Select the [New Event](#) button, and then select the type of event to schedule: [Wake Event](#) or [Sleep Event](#).
4. For a wake or sleep event, configure the time and the days of the week for the event. Select [Save](#) to save the setting.



---

## 2 How to use

- [Load paper](#)
- [Print tasks](#)

### For more information:

The following information is correct at the time of publication. For current information, see <http://www.hp.com/support/ljE72500mfp>, [www.hp.com/support/colorljE77800mfp](http://www.hp.com/support/colorljE77800mfp).

HP's all-inclusive help for the printer includes the following information:

- Install and configure
- Learn and use
- Solve problems
- Download software and firmware updates
- Join support forums
- Find warranty and regulatory information

# Load paper

## Introduction

---

**⚠ CAUTION:** Do not extend more than one paper tray at a time.

Do not use paper tray as a step.

Keep hands out of paper trays when closing.

All trays must be closed when moving the printer.

---

## Load paper to Tray 1

### Introduction

The following information describes how to load paper into Tray 1. This tray holds up to 100 sheets of 75 g/m<sup>2</sup> (20 lb) paper or 10 envelopes.

**📝 NOTE:** Select the correct paper type in the print driver before printing.

---

1. Open Tray 1.



2. Pull out the tray extension to support the paper.



3. Use the adjustment latch to spread the paper guides to the correct size, and then load paper in the tray.

Make sure that the paper fits under the fill line on the paper guides.

**NOTE:** The maximum stack height is 10 mm (0.4 in), or approximately 100 sheets of 75 g/m<sup>2</sup> (20 lb) paper.



4. Using the adjustment latch, adjust the side guides so that they lightly touch the paper stack, but do not bend it.



## Use alternative letterhead mode

Use the [Alternative Letterhead Mode](#) feature to load letterhead or preprinted paper into the tray the same way for all jobs, whether printing to one side of the sheet of paper or to both sides. When using this mode, load paper as for automatic duplex printing.

To use the feature, enable it by using the printer control-panel menus.

### Enable Alternative Letterhead Mode by using the printer control-panel menus

1. From the Home screen on the printer control panel, select [Settings](#).
2. Open the following menus:
  - [Copy/Print](#)
  - [Manage Trays](#)
  - [Alternative Letterhead Mode](#)
3. Select [On](#).



## Load paper to Tray 2

### Introduction

The following information describes how to load paper in Tray 2 and Tray 3. These trays hold up to 520 sheets of 75 g/m<sup>2</sup> (20 lb) paper.

**CAUTION:** The procedure to load paper to Tray 2 and Tray 3 is the same. Only Tray 2 is shown here.

1. Open the tray.

**NOTE:** Do not open this tray while it is in use.



2. Before loading paper, adjust the paper-width guides by holding down the blue lock/unlock toggle switch on the rear paper-width guide, pinching the blue adjustment latch on the front paper-width guide, and then sliding the guides to the fully open position.



3. Adjust the paper-length guide by pushing in at the bottom of the blue adjustment latch while sliding the guide to the size of the paper being used.



4. Load paper into the tray.



- Adjust the paper-length and paper-width guides to the size of the paper being used. Check the paper to verify the guides lightly touch the stack, but do not bend it.

**NOTE:** Do not adjust the paper guides tightly against the paper stack. Adjust them to the indentations or markings in the tray.

**NOTE:** To prevent jams, adjust the paper guides to the correct size and do not overfill the tray. Be sure that the top of the stack is below the tray full indicator.



- Close the tray.



- The tray configuration message displays on the printer control panel.
- Select **OK** to accept the detected type and size, or select **Modify** to choose a different paper size or type.

For custom-size paper, specify the X and Y dimensions for the paper when the prompt displays on the printer control panel.

## Use alternative letterhead mode

Use the [Alternative Letterhead Mode](#) feature to load letterhead or preprinted paper into the tray the same way for all jobs, whether printing to one side of the sheet of paper or to both sides. When using this mode, load paper as for automatic duplex printing.

To use the feature, enable it by using the printer control-panel menus.

### Enable Alternative Letterhead Mode by using the printer control-panel menus

1. From the Home screen on the printer control panel, select [Settings](#).
2. Open the following menus:
  - [Copy/Print](#)
  - [Manage Trays](#)
  - [Alternative Letterhead Mode](#)
3. Select [On](#).

# Print tasks

## Print tasks (Windows)


### How to print (Windows)

The following procedure describes the basic printing process for Windows.

1. From the software program, select the **Print** option.
2. Select the printer from the list of printers. To change settings, click the **Properties** or **Preferences** button to open the print driver.

---

 **NOTE:** The name of the button varies for different software programs.

 **NOTE:** In Windows 10, 8.1, and 8, these applications will have a different layout with different features from what is described below for desktop applications. To access the print feature from a Start screen app, complete the following steps:

- **Windows 10:** Select **Print**, and then select the printer.
- **Windows 8.1 or 8:** Select **Devices**, select **Print**, and then select the printer.

For the HP PCL-6 V4 driver, the HP AiO Printer Remote application downloads additional driver features when **More settings** is selected.

---

 **NOTE:** For more information, click the Help (?) button in the print driver.

3. Click the tabs in the print driver to configure the available options. For example, set the paper orientation on the **Finishing** tab, and set the paper source, paper type, paper size, and quality settings on the **Paper/Quality** tab.
4. Click the **OK** button to return to the **Print** dialog box. Select the number of copies to print from this screen.
5. Click the **Print** button to print the job.


## Automatically print on both sides (Windows)

Use this procedure for printers that have an automatic duplexer installed. If the printer does not have an automatic duplexer installed, or to print on paper types that the duplexer does not support, print on both sides manually.

1. From the software program, select the **Print** option.
2. Select the printer from the list of printers, and then click the **Properties** or **Preferences** button to open the print driver.

---

 **NOTE:** The name of the button varies for different software programs.

 **NOTE:** In Windows 10, 8.1, and 8, these applications will have a different layout with different features from what is described below for desktop applications. To access the print feature from a Start screen app, complete the following steps:

- **Windows 10:** Select **Print**, and then select the printer.
- **Windows 8.1 or 8:** Select **Devices**, select **Print**, and then select the printer.

For the HP PCL-6 V4 driver, the HP AiO Printer Remote application downloads additional driver features when **More settings** is selected.


---


3. Click the **Finishing** tab.
4. Select **Print on both sides**. Click **OK** to close the **Document Properties** dialog.
5. In the **Print** dialog, click **Print** to print the job.

## Print multiple pages per sheet (Windows)

1. From the software program, select the **Print** option.
2. Select the printer from the list of printers, and then click the **Properties** or **Preferences** button to open the print driver.

---

 **NOTE:** The name of the button varies for different software programs.

 **NOTE:** In Windows 10, 8.1, and 8, these applications will have a different layout with different features from what is described below for desktop applications. To access the print feature from a Start screen app, complete the following steps:

- **Windows 10:** Select **Print**, and then select the printer.
- **Windows 8.1 or 8:** Select **Devices**, select **Print**, and then select the printer.

For the HP PCL-6 V4 driver, the HP AiO Printer Remote application downloads additional driver features when **More settings** is selected.

---


3. Click the **Finishing** tab.
4. Select the number of pages per sheet from the **Pages per sheet** drop-down.
5. Select the correct **Print page borders**, **Page order**, and **Orientation** options. Click **OK** to close the **Document Properties** dialog.
6. In the **Print** dialog, click **Print** to print the job.

## Select the paper type (Windows)

1. From the software program, select the **Print** option.
2. Select the printer from the list of printers, and then click the **Properties** or **Preferences** button to open the print driver.

---

 **NOTE:** The name of the button varies for different software programs.

 **NOTE:** In Windows 10, 8.1, and 8, these applications will have a different layout with different features from what is described below for desktop applications. To access the print feature from a Start screen app, complete the following steps:

- **Windows 10:** Select **Print**, and then select the printer.
- **Windows 8.1 or 8:** Select **Devices**, select **Print**, and then select the printer.

For the HP PCL-6 V4 driver, the HP AiO Printer Remote application downloads additional driver features when **More settings** is selected.

---

3. Click the **Paper/Quality** tab.
4. Select the paper type from the **Paper type** drop-down list.
5. Click **OK** to close the **Document Properties** dialog. In the **Print** dialog, click **Print** to print the job.  
If the tray needs to be configured, a tray configuration message displays on the printer control panel.
6. Load the tray with the specified type and size of paper, and then close the tray.
7. Touch the **OK** button to accept the detected type and size, or touch the **Modify** button to choose a different paper size or type.
8. Select the correct type and size, and then touch the **OK** button.

## Additional print tasks

Go to <http://www.hp.com/support/ljE72500mfp>, [www.hp.com/support/colorljE77800mfp](http://www.hp.com/support/colorljE77800mfp).

Instructions are available for performing specific print tasks, such as the following:

- Create and use printing shortcuts or presets
- Select the paper size, or use a custom paper size
- Select the page orientation
- Create a booklet
- Scale a document to fit a specific paper size
- Print the first or last pages of the document on different paper
- Print watermarks on a document
- Print stamps on a document



## Print tasks (OS X)

### How to print (OS X)

The following procedure describes the basic printing process for OS X.

1. Click the **File** menu, and then click the **Print** option.
2. Select the printer.
3. Click **Show Details** or **Copies & Pages**, and then select other menus to adjust the print settings.

---

 **NOTE:** The name of the item varies for different software programs.

---

4. Click the **Print** button.

### Automatically print on both sides (OS X)

---

 **NOTE:** This information applies to printers that include an automatic duplexer.

 **NOTE:** This feature is available if you install the HP print driver. It might not be available if you are using AirPrint.

---

1. Click the **File** menu, and then click the **Print** option.
2. Select the printer.
3. Click **Show Details** or **Copies & Pages**, and then click the **Layout** menu.

---

 **NOTE:** The name of the item varies for different software programs.

---

4. Select a binding option from the **Two-Sided** drop-down list.
5. Click the **Print** button.

### Print multiple pages per sheet (OS X)

1. Click the **File** menu, and then click the **Print** option.
2. Select the printer.
3. Click **Show Details** or **Copies & Pages**, and then click the **Layout** menu.

---

 **NOTE:** The name of the item varies for different software programs.

---

4. From the **Pages per Sheet** drop-down list, select the number of pages that you want to print on each sheet.
5. In the **Layout Direction** area, select the order and placement of the pages on the sheet.
6. From the **Borders** menu, select the type of border to print around each page on the sheet.
7. Click the **Print** button.

### Select the paper type (OS X)

1. Click the **File** menu, and then click the **Print** option.
2. Select the printer.
3. Click **Show Details** or **Copies & Pages**, and then click the **Media & Quality** menu or the **Paper/Quality** menu.



---

**NOTE:** The name of the item varies for different software programs.

---

4. Select from the **Media & Quality** or **Paper/Quality** options.



---

**NOTE:** This list contains the master set of options available. Some options are not available on all printers.

---

- **Media Type:** Select the option for the type of paper for the print job.
  - **Print Quality:** Select the resolution level for the print job.
  - **Edge-To-Edge Printing:** Select this option to print close to the paper edges.
  - **EconoMode:** Select this option to conserve toner when printing drafts of documents.
5. Click the **Print** button.

## Additional print tasks

Go to <http://www.hp.com/support/ljE72500mfp>, [www.hp.com/support/colorljE77800mfp](http://www.hp.com/support/colorljE77800mfp).

Instructions are available for performing specific print tasks, such as the following:

- Create and use printing shortcuts or presets
- Select the paper size, or use a custom paper size
- Select the page orientation
- Create a booklet
- Scale a document to fit a specific paper size
- Print the first or last pages of the document on different paper
- Print watermarks on a document
- Print stamps on a document



---

## 3 Solve problems

- [Clear paper jams](#)

### For more information:

The following information is correct at the time of publication. For current information, see <http://www.hp.com/support/ljE72500mfp>, [www.hp.com/support/colorljE77800mfp](http://www.hp.com/support/colorljE77800mfp).

HP's all-inclusive help for the printer includes the following information:

- Install and configure
- Learn and use
- Solve problems
- Download software and firmware updates
- Join support forums
- Find warranty and regulatory information

# Clear paper jams

## Paper jam locations



1	Tray 1
2	Tray 2
3	Tray 3

## 13.A1 tray 1 paper jam

Use the following procedure to check for paper in all possible jam locations related to the Tray 1. When a jam occurs, the control panel might display a message and an animation that assists in clearing the jam.

- 13.A1.XX Jam in tray 1

1. Gently remove the jammed paper.



2. Open and then close the front door to resume printing.

## 13.A2, 13.A3 tray 2, tray 3 paper jam

Use the following procedure to check for paper in all possible jam locations related to Tray 2 or Tray 3. When a jam occurs, the control panel might display a message and an animation that assists in clearing the jam.

- 13.A2.XX Jam in tray 2
- 13.A3.XX Jam in tray 3



**CAUTION:** The fuser can be hot while the printer is in use. Wait for the fuser to cool before handling it.

---



**NOTE:** The procedure to clear a paper jam in Tray 3 is the same as for Tray 2. Only Tray 2 is shown here.

---

1. Open the right door.



2. Gently remove any jammed paper.





3. Close the right door.



4. Open the tray.



5. Gently remove any jammed paper.



6. Close the tray. Printing automatically resumes.




---

## 4 Service and support

- [HP limited warranty statement](#)
- [HP's Premium Protection Warranty: LaserJet toner cartridge limited warranty statement](#)
- [Long life consumable and maintenance kit limited warranty statement](#)
- [HP policy on non-HP supplies](#)
- [HP anticounterfeit Web site](#)
- [Data stored on the toner cartridge](#)
- [End User License Agreement](#)
- [Customer self-repair warranty service](#)
- [Customer support](#)

# HP limited warranty statement

HP PRODUCT	DURATION OF LIMITED WARRANTY*
HP LaserJet Managed Flow MFP E72525z, Flow MFP E72530z, Flow MFP E72535z, MFP E72525dn, MFP E72530dn, MFP E72535dn	90 day HP parts only
HP Color LaserJet Managed MFP E77822dn, MFP E77825dn, MFP E77830dn, Flow MFP E77822z, Flow MFP E77825z, Flow MFP E77830z	90 day HP parts only

 **NOTE:** \*Warranty and support options vary by product, country, and local legal requirements. Go to [support.hp.com](http://support.hp.com) to learn about HP award-winning service and support options in your region.

HP warrants to you, the end-user customer, this HP Limited Warranty applies only to HP branded products sold or leased a) from HP Inc., its subsidiaries, affiliates, authorized resellers, authorized distributors, or country distributors; and, b) with this HP Limited Warranty, that HP hardware and accessories will be free from defects in materials and workmanship after the date of purchase, for the period specified above. If HP receives notice of such defects during the warranty period, HP will, at its option, either repair or replace products which prove to be defective. Replacement products may be either new or equivalent in performance to new.

HP warrants to you that HP software will not fail to execute its programming instructions after the date of purchase, for the period specified above, due to defects in material and workmanship when properly installed and used. If HP receives notice of such defects during the warranty period, HP will replace software which does not execute its programming instructions due to such defects.

HP does not warrant that the operation of HP products will be uninterrupted or error free. If HP is unable, within a reasonable time, to repair or replace any product to a condition as warranted, you will be entitled to a refund of the purchase price upon prompt return of the product.

HP products may contain remanufactured parts equivalent to new in performance or may have been subject to incidental use.

Warranty does not apply to defects resulting from (a) improper or inadequate maintenance or calibration, (b) software, interfacing, parts or supplies not supplied by HP, (c) unauthorized modification or misuse, (d) operation outside of the published environmental specifications for the product, or (e) improper site preparation or maintenance.

TO THE EXTENT ALLOWED BY LOCAL LAW, THE ABOVE WARRANTIES ARE EXCLUSIVE AND NO OTHER WARRANTY OR CONDITION, WHETHER WRITTEN OR ORAL, IS EXPRESSED OR IMPLIED AND HP SPECIFICALLY DISCLAIMS ANY IMPLIED WARRANTIES OR CONDITIONS OF MERCHANTABILITY, SATISFACTORY QUALITY, AND FITNESS FOR A PARTICULAR PURPOSE. Some countries/regions, states or provinces do not allow limitations on the duration of an implied warranty, so the above limitation or exclusion might not apply to you. This warranty gives you specific legal rights and you might also have other rights that vary from country/region to country/region, state to state, or province to province.

HP's limited warranty is valid in any country/region or locality where HP has a support presence for this product and where HP has marketed this product. The level of warranty service you receive may vary according to local standards. HP will not alter form, fit or function of the product to make it operate in a country/region for which it was never intended to function for legal or regulatory reasons.

TO THE EXTENT ALLOWED BY LOCAL LAW, THE REMEDIES IN THIS WARRANTY STATEMENT ARE YOUR SOLE AND EXCLUSIVE REMEDIES. EXCEPT AS INDICATED ABOVE, IN NO EVENT WILL HP OR ITS SUPPLIERS BE LIABLE FOR LOSS OF DATA OR FOR DIRECT, SPECIAL, INCIDENTAL, CONSEQUENTIAL (INCLUDING LOST PROFIT OR DATA), OR OTHER DAMAGE, WHETHER BASED IN CONTRACT, TORT, OR OTHERWISE. Some countries/regions, states or

provinces do not allow the exclusion or limitation of incidental or consequential damages, so the above limitation or exclusion may not apply to you.

THE WARRANTY TERMS CONTAINED IN THIS STATEMENT, EXCEPT TO THE EXTENT LAWFULLY PERMITTED, DO NOT EXCLUDE, RESTRICT OR MODIFY AND ARE IN ADDITION TO THE MANDATORY STATUTORY RIGHTS APPLICABLE TO THE SALE OF THIS PRODUCT TO YOU.

## UK, Ireland, and Malta

The HP Limited Warranty is a commercial guarantee voluntarily provided by HP. The name and address of the HP entity responsible for the performance of the HP Limited Warranty in your country/region is as follows:

**UK:** HP Inc UK Limited, Cain Road, Amen Corner, Bracknell, Berkshire, RG12 1HN

**Ireland:** Hewlett-Packard Ireland Limited, Liffey Park Technology Campus, Barnhall Road, Leixlip, Co.Kildare

**Malta:** Hewlett-Packard Europe B.V., Amsterdam, Meyrin Branch, Route du Nant-d'Avril 150, 1217 Meyrin, Switzerland

**United Kingdom:** The HP Limited Warranty benefits apply in addition to any legal rights to a guarantee from seller of nonconformity of goods with the contract of sale. These rights expire six years from delivery of goods for products purchased in England or Wales and five years from delivery of goods for products purchased in Scotland. However various factors may impact your eligibility to receive these rights. For further information, please consult the following link: Consumer Legal Guarantee ([www.hp.com/go/eu-legal](http://www.hp.com/go/eu-legal)) or you may visit the European Consumer Centers website ([http://ec.europa.eu/consumers/solving\\_consumer\\_disputes/non-judicial\\_redress/ecc-net/index\\_en.htm](http://ec.europa.eu/consumers/solving_consumer_disputes/non-judicial_redress/ecc-net/index_en.htm)). Consumers have the right to choose whether to claim service under the HP Limited Warranty or against the seller under the legal guarantee.

**Ireland:** The HP Limited Warranty benefits apply in addition to any statutory rights from seller in relation to nonconformity of goods with the contract of sale. However various factors may impact your eligibility to receive these rights. Consumer statutory rights are not limited or affected in any manner by HP Care Pack. For further information, please consult the following link: Consumer Legal Guarantee ([www.hp.com/go/eu-legal](http://www.hp.com/go/eu-legal)) or you may visit the European Consumer Centers website ([http://ec.europa.eu/consumers/solving\\_consumer\\_disputes/non-judicial\\_redress/ecc-net/index\\_en.htm](http://ec.europa.eu/consumers/solving_consumer_disputes/non-judicial_redress/ecc-net/index_en.htm)). Consumers have the right to choose whether to claim service under the HP Limited Warranty or against the seller under the legal guarantee.

**Malta:** The HP Limited Warranty benefits apply in addition to any legal rights to a two-year guarantee from seller of nonconformity of goods with the contract of sale; however various factors may impact your eligibility to receive these rights. Consumer statutory rights are not limited or affected in any manner by the HP Limited Warranty. For further information, please consult the following link: Consumer Legal Guarantee ([www.hp.com/go/eu-legal](http://www.hp.com/go/eu-legal)) or you may visit the European Consumer Centers website ([http://ec.europa.eu/consumers/solving\\_consumer\\_disputes/non-judicial\\_redress/ecc-net/index\\_en.htm](http://ec.europa.eu/consumers/solving_consumer_disputes/non-judicial_redress/ecc-net/index_en.htm)). Consumers have the right to choose whether to claim service under the HP Limited Warranty or against the seller under two-year legal guarantee.

## Austria, Belgium, Germany, and Luxembourg

Die beschränkte HP Herstellergarantie ist eine von HP auf freiwilliger Basis angebotene kommerzielle Garantie. Der Name und die Adresse der HP Gesellschaft, die in Ihrem Land für die Gewährung der beschränkten HP Herstellergarantie verantwortlich ist, sind wie folgt:

**Deutschland:** HP Deutschland GmbH, Schickardstr. 32, D-71034 Böblingen

**Österreich:** HP Austria GmbH., Technologiestrasse 5, A-1120 Wien

**Luxemburg:** Hewlett-Packard Luxembourg S.C.A., 75, Parc d'Activités Capellen, Rue Pafebruc, L-8308 Capellen

**Belgien:** HP Belgium BVBA, Hermeslaan 1A, B-1831 Diegem

Die Rechte aus der beschränkten HP Herstellergarantie gelten zusätzlich zu den gesetzlichen Ansprüchen wegen Sachmängeln auf eine zweijährige Gewährleistung ab dem Lieferdatum. Ob Sie Anspruch auf diese Rechte haben, hängt von zahlreichen Faktoren ab. Die Rechte des Kunden sind in keiner Weise durch die beschränkte HP Herstellergarantie eingeschränkt bzw. betroffen. Weitere Hinweise finden Sie auf der folgenden Website: Gewährleistungsansprüche für Verbraucher ([www.hp.com/go/eu-legal](http://www.hp.com/go/eu-legal)) oder Sie können die Website des

Europäischen Verbraucherzentrums ([http://ec.europa.eu/consumers/solving\\_consumer\\_disputes/non-judicial\\_redress/ecc-net/index\\_en.htm](http://ec.europa.eu/consumers/solving_consumer_disputes/non-judicial_redress/ecc-net/index_en.htm)) besuchen. Verbraucher haben das Recht zu wählen, ob sie eine Leistung von HP gemäß der beschränkten HP Herstellergarantie in Anspruch nehmen oder ob sie sich gemäß der gesetzlichen zweijährigen Haftung für Sachmängel (Gewährleistung) sich an den jeweiligen Verkäufer wenden.

## Belgium, France, and Luxembourg

La garantie limitée HP est une garantie commerciale fournie volontairement par HP. Voici les coordonnées de l'entité HP responsable de l'exécution de la garantie limitée HP dans votre pays:

**France:** HP France SAS, société par actions simplifiée identifiée sous le numéro 448 694 133 RCS Evry, 1 Avenue du Canada, 91947, Les Ulis

**G.D. Luxembourg:** Hewlett-Packard Luxembourg S.C.A., 75, Parc d'Activités Capellen, Rue Pafebruc, L-8308 Capellen

**Belgique:** HP Belgium BVBA, Hermeslaan 1A, B-1831 Diegem

**France:** Les avantages de la garantie limitée HP s'appliquent en complément des droits dont vous disposez au titre des garanties légales applicables dont le bénéfice est soumis à des conditions spécifiques. Vos droits en tant que consommateur au titre de la garantie légale de conformité mentionnée aux articles L. 211-4 à L. 211-13 du Code de la Consommation et de celle relatives aux défauts de la chose vendue, dans les conditions prévues aux articles 1641 à 1648 et 2232 du Code de Commerce ne sont en aucune façon limités ou affectés par la garantie limitée HP. Pour de plus amples informations, veuillez consulter le lien suivant : Garanties légales accordées au consommateur ([www.hp.com/go/eu-legal](http://www.hp.com/go/eu-legal)). Vous pouvez également consulter le site Web des Centres européens des consommateurs ([http://ec.europa.eu/consumers/solving\\_consumer\\_disputes/non-judicial\\_redress/ecc-net/index\\_en.htm](http://ec.europa.eu/consumers/solving_consumer_disputes/non-judicial_redress/ecc-net/index_en.htm)). Les consommateurs ont le droit de choisir d'exercer leurs droits au titre de la garantie limitée HP, ou auprès du vendeur au titre des garanties légales applicables mentionnées ci-dessus.

### POUR RAPPEL:

Garantie Légale de Conformité:

*« Le vendeur est tenu de livrer un bien conforme au contrat et répond des défauts de conformité existant lors de la délivrance.*

*Il répond également des défauts de conformité résultant de l'emballage, des instructions de montage ou de l'installation lorsque celle-ci a été mise à sa charge par le contrat ou a été réalisée sous sa responsabilité ».*

Article L211-5 du Code de la Consommation:

*« Pour être conforme au contrat, le bien doit:*

*1° Etre propre à l'usage habituellement attendu d'un bien semblable et, le cas échéant:*

*- correspondre à la description donnée par le vendeur et posséder les qualités que celui-ci a présentées à l'acheteur sous forme d'échantillon ou de modèle;*

*- présenter les qualités qu'un acheteur peut légitimement attendre eu égard aux déclarations publiques faites par le vendeur, par le producteur ou par son représentant, notamment dans la publicité ou l'étiquetage;*

*2° Ou présenter les caractéristiques définies d'un commun accord par les parties ou être propre à tout usage spécial recherché par l'acheteur, porté à la connaissance du vendeur et que ce dernier a accepté ».*

Article L211-12 du Code de la Consommation:

*« L'action résultant du défaut de conformité se prescrit par deux ans à compter de la délivrance du bien ».*

Garantie des vices cachés

Article 1641 du Code Civil : « *Le vendeur est tenu de la garantie à raison des défauts cachés de la chose vendue qui la rendent impropre à l'usage auquel on la destine, ou qui diminuent tellement cet usage que l'acheteur ne l'aurait pas acquise, ou n'en aurait donné qu'un moindre prix, s'il les avait connus.* »

Article 1648 alinéa 1 du Code Civil:

« *L'action résultant des vices rédhibitoires doit être intentée par l'acquéreur dans un délai de deux ans à compter de la découverte du vice.* »

**G.D. Luxembourg et Belgique:** Les avantages de la garantie limitée HP s'appliquent en complément des droits dont vous disposez au titre de la garantie de non-conformité des biens avec le contrat de vente. Cependant, de nombreux facteurs peuvent avoir un impact sur le bénéfice de ces droits. Vos droits en tant que consommateur au titre de ces garanties ne sont en aucune façon limités ou affectés par la garantie limitée HP. Pour de plus amples informations, veuillez consulter le lien suivant : Garanties légales accordées au consommateur ([www.hp.com/go/eu-legal](http://www.hp.com/go/eu-legal)) ou vous pouvez également consulter le site Web des Centres européens des consommateurs ([http://ec.europa.eu/consumers/solving\\_consumer\\_disputes/non-judicial\\_redress/ecc-net/index\\_en.htm](http://ec.europa.eu/consumers/solving_consumer_disputes/non-judicial_redress/ecc-net/index_en.htm)). Les consommateurs ont le droit de choisir de réclamer un service sous la garantie limitée HP ou auprès du vendeur au cours d'une garantie légale de deux ans.

## Italy

La Garanzia limitata HP è una garanzia commerciale fornita volontariamente da HP. Di seguito sono indicati nome e indirizzo della società HP responsabile della fornitura dei servizi coperti dalla Garanzia limitata HP nel vostro Paese:

**Italia:** HP Italy S.r.l., Via G. Di Vittorio 9, 20063 Cernusco S/Naviglio

I vantaggi della Garanzia limitata HP vengono concessi ai consumatori in aggiunta ai diritti derivanti dalla garanzia di due anni fornita dal venditore in caso di non conformità dei beni rispetto al contratto di vendita. Tuttavia, diversi fattori possono avere un impatto sulla possibilità di beneficiare di tali diritti. I diritti spettanti ai consumatori in forza della garanzia legale non sono in alcun modo limitati, né modificati dalla Garanzia limitata HP. Per ulteriori informazioni, si prega di consultare il seguente link: Garanzia legale per i clienti ([www.hp.com/go/eu-legal](http://www.hp.com/go/eu-legal)), oppure visitare il sito Web dei Centri europei per i consumatori ([http://ec.europa.eu/consumers/solving\\_consumer\\_disputes/non-judicial\\_redress/ecc-net/index\\_en.htm](http://ec.europa.eu/consumers/solving_consumer_disputes/non-judicial_redress/ecc-net/index_en.htm)). I consumatori hanno il diritto di scegliere se richiedere un servizio usufruendo della Garanzia limitata HP oppure rivolgendosi al venditore per far valere la garanzia legale di due anni.

## Spain

Su Garantía limitada de HP es una garantía comercial voluntariamente proporcionada por HP. El nombre y dirección de las entidades HP que proporcionan la Garantía limitada de HP (garantía comercial adicional del fabricante) en su país es:

**España:** Hewlett-Packard Española S.L. Calle Vicente Aleixandre, 1 Parque Empresarial Madrid - Las Rozas, E-28232 Madrid

Los beneficios de la Garantía limitada de HP son adicionales a la garantía legal de 2 años a la que los consumidores tienen derecho a recibir del vendedor en virtud del contrato de compraventa; sin embargo, varios factores pueden afectar su derecho a recibir los beneficios bajo dicha garantía legal. A este respecto, la Garantía limitada de HP no limita o afecta en modo alguno los derechos legales del consumidor ([www.hp.com/go/eu-legal](http://www.hp.com/go/eu-legal)). Para más información, consulte el siguiente enlace: Garantía legal del consumidor o puede visitar el sitio web de los Centros europeos de los consumidores ([http://ec.europa.eu/consumers/solving\\_consumer\\_disputes/non-judicial\\_redress/ecc-net/index\\_en.htm](http://ec.europa.eu/consumers/solving_consumer_disputes/non-judicial_redress/ecc-net/index_en.htm)). Los clientes tienen derecho a elegir si reclaman un servicio acogiéndose a la Garantía limitada de HP o al vendedor de conformidad con la garantía legal de dos años.



## Denmark

Den begrænsede HP-garanti er en garanti, der ydes frivilligt af HP. Navn og adresse på det HP-selskab, der er ansvarligt for HP's begrænsede garanti i dit land/område, er som følger:

**Danmark:** HP Inc Danmark ApS, Engholm Parkvej 8, 3450, Allerød

Den begrænsede HP-garanti gælder i tillæg til eventuelle juridiske rettigheder, for en toårig garanti fra sælgeren af varer, der ikke er i overensstemmelse med salgsaftalen, men forskellige faktorer kan dog påvirke din ret til at opnå disse rettigheder. Forbrugerens lovbestemte rettigheder begrænses eller påvirkes ikke på nogen måde af den begrænsede HP-garanti. Se nedenstående link for at få yderligere oplysninger: Forbrugerens juridiske garanti ([www.hp.com/go/eu-legal](http://www.hp.com/go/eu-legal)) eller du kan besøge De Europæiske Forbrugercentres websted ([http://ec.europa.eu/consumers/solving\\_consumer\\_disputes/non-judicial\\_redress/ecc-net/index\\_en.htm](http://ec.europa.eu/consumers/solving_consumer_disputes/non-judicial_redress/ecc-net/index_en.htm)). Forbrugere har ret til at vælge, om de vil gøre krav på service i henhold til HP's begrænsede garanti eller hos sælger i henhold til en toårig juridisk garanti.

## Norway

HPs garanti er en begrenset og kommersiell garanti som HP selv har valgt å tilby. Følgende lokale selskap inntår for garantien:

**Norge:** HP Norge AS, Rolfbuktveien 4b, 1364 Fornebu

HPs garanti kommer i tillegg til det mangelsansvar HP har i henhold til norsk forbrukerkjøpslovgivning, hvor reklamasjonsperioden kan være to eller fem år, avhengig av hvor lenge salgsgjenstanden var ment å vare. Ulike faktorer kan imidlertid ha betydning for om du kvalifiserer til å kreve avhjelp iht slikt mangelsansvar. Forbrukerens lovmessige rettigheter begrenses ikke av HPs garanti. Hvis du vil ha mer informasjon, kan du klikke på følgende kobling: Juridisk garanti for forbruker ([www.hp.com/go/eu-legal](http://www.hp.com/go/eu-legal)) eller du kan besøke nettstedet til de europeiske forbrukersentrene ([http://ec.europa.eu/consumers/solving\\_consumer\\_disputes/non-judicial\\_redress/ecc-net/index\\_en.htm](http://ec.europa.eu/consumers/solving_consumer_disputes/non-judicial_redress/ecc-net/index_en.htm)). Forbrukere har retten til å velge å kreve service under HPs garanti eller iht selgerens lovpålagte mangelsansvar.

## Sweden

HP:s begränsade garanti är en kommersiell garanti som tillhandahålls frivilligt av HP. Namn och adress till det HP-företag som ansvarar för HP:s begränsade garanti i ditt land är som följer:

**Sverige:** HP PPS Sverige AB, SE-169 73 Stockholm

Fördelarna som ingår i HP:s begränsade garanti gäller utöver de lagstadgade rättigheterna till tre års garanti från säljaren angående varans bristande överensstämmelse gentemot köpeavtalet, men olika faktorer kan påverka din rätt att utnyttja dessa rättigheter. Konsumentens lagstadgade rättigheter varken begränsas eller påverkas på något sätt av HP:s begränsade garanti. Mer information får du om du följer denna länk: Lagstadgad garanti för konsumenter ([www.hp.com/go/eu-legal](http://www.hp.com/go/eu-legal)) eller så kan du gå till European Consumer Centers webbplats ([http://ec.europa.eu/consumers/solving\\_consumer\\_disputes/non-judicial\\_redress/ecc-net/index\\_en.htm](http://ec.europa.eu/consumers/solving_consumer_disputes/non-judicial_redress/ecc-net/index_en.htm)). Konsumenter har rätt att välja om de vill ställa krav enligt HP:s begränsade garanti eller på säljaren enligt den lagstadgade treåriga garantin.

## Portugal

A Garantia Limitada HP é uma garantia comercial fornecida voluntariamente pela HP. O nome e a morada da entidade HP responsável pela prestação da Garantia Limitada HP no seu país são os seguintes:

**Portugal:** HPCP – Computing and Printing Portugal, Unipessoal, Lda., Edifício D. Sancho I, Quinta da Fonte, Porto Salvo, Lisboa, Oeiras, 2740 244

As vantagens da Garantia Limitada HP aplicam-se cumulativamente com quaisquer direitos decorrentes da legislação aplicável à garantia de dois anos do vendedor, relativa a defeitos do produto e constante do contrato de venda. Existem, contudo, vários fatores que poderão afetar a sua elegibilidade para beneficiar de tais direitos. Os direitos legalmente atribuídos aos consumidores não são limitados ou afetados de forma alguma pela Garantia Limitada HP. Para mais informações, consulte a ligação seguinte: Garantia legal do consumidor ([www.hp.com/go/eu-legal](http://www.hp.com/go/eu-legal)) ou visite o Web site da Rede dos Centros Europeus do Consumidor ([http://ec.europa.eu/consumers/solving\\_consumer\\_disputes/non-judicial\\_redress/ecc-net/index\\_en.htm](http://ec.europa.eu/consumers/solving_consumer_disputes/non-judicial_redress/ecc-net/index_en.htm)). Os consumidores têm o direito de escolher se pretendem reclamar assistência ao abrigo da Garantia Limitada HP ou contra o vendedor ao abrigo de uma garantia jurídica de dois anos.

## Greece and Cyprus

Η Περιορισμένη εγγύηση HP είναι μια εμπορική εγγύηση η οποία παρέχεται εθελοντικά από την HP. Η επωνυμία και η διεύθυνση του νομικού προσώπου HP που παρέχει την Περιορισμένη εγγύηση HP στη χώρα σας είναι η εξής:

**Ελλάδα /Κύπρος:** HP Printing and Personal Systems Hellas EPE, Tzavella 1-3, 15232 Chalandri, Attiki

**Ελλάδα /Κύπρος:** HP Συστήματα Εκτύπωσης και Προσωπικών Υπολογιστών Ελλάς Εταιρεία Περιορισμένης Ευθύνης, Tzavella 1-3, 15232 Chalandri, Attiki

Τα προνόμια της Περιορισμένης εγγύησης HP ισχύουν επιπλέον των νόμιμων δικαιωμάτων για διετή εγγύηση έναντι του Πωλητή για τη μη συμμόρφωση των προϊόντων με τις συνομολογημένες συμβατικά ιδιότητες, ωστόσο η άσκηση των δικαιωμάτων σας αυτών μπορεί να εξαρτάται από διάφορους παράγοντες. Τα νόμιμα δικαιώματα των καταναλωτών δεν περιορίζονται ούτε επηρεάζονται καθ' οιονδήποτε τρόπο από την Περιορισμένη εγγύηση HP. Για περισσότερες πληροφορίες, συμβουλευτείτε την ακόλουθη τοποθεσία web: Νόμιμη εγγύηση καταναλωτή ([www.hp.com/go/eu-legal](http://www.hp.com/go/eu-legal)) ή μπορείτε να επισκεφτείτε την τοποθεσία web των Ευρωπαϊκών Κέντρων Καταναλωτή ([http://ec.europa.eu/consumers/solving\\_consumer\\_disputes/non-judicial\\_redress/ecc-net/index\\_en.htm](http://ec.europa.eu/consumers/solving_consumer_disputes/non-judicial_redress/ecc-net/index_en.htm)). Οι καταναλωτές έχουν το δικαίωμα να επιλέξουν αν θα αξιώσουν την υπηρεσία στα πλαίσια της Περιορισμένης εγγύησης HP ή από τον πωλητή στα πλαίσια της νόμιμης εγγύησης δύο ετών.

## Hungary

A HP korlátozott jótállás egy olyan kereskedelmi jótállás, amelyet a HP a saját elhatározásából biztosít. Az egyes országokban a HP mint gyártó által vállalt korlátozott jótállást biztosító HP vállalatok neve és címe:

**Magyarország:** HP Inc Magyarország Kft., H-1117 Budapest, Alíz utca 1.

A HP korlátozott jótállásban biztosított jogok azokon a jogokon felül illetik meg Önt, amelyek a termékeknek az adásvételi szerződés szerinti minőségére vonatkozó kétéves, jogszabályban foglalt eladói szavatosságból, továbbá ha az Ön által vásárolt termékre alkalmazandó, a jogszabályban foglalt kötelező eladói jótállásból erednek, azonban számos körülmény hatással lehet arra, hogy ezek a jogok Önt megilletik-e. További információért kérjük, keresse fel a következő webhelyet: Jogi Tájékoztató Fogyasztóknak ([www.hp.com/go/eu-legal](http://www.hp.com/go/eu-legal)) vagy látogassa meg az Európai Fogyasztói Központok webhelyét ([http://ec.europa.eu/consumers/solving\\_consumer\\_disputes/non-judicial\\_redress/ecc-net/index\\_en.htm](http://ec.europa.eu/consumers/solving_consumer_disputes/non-judicial_redress/ecc-net/index_en.htm)). A fogyasztóknak jogában áll, hogy megválasszák, hogy a jótállással kapcsolatos igényüket a HP korlátozott jótállás alapján vagy a kétéves, jogszabályban foglalt eladói szavatosság, illetve, ha alkalmazandó, a jogszabályban foglalt kötelező eladói jótállás alapján érvényesítik.

## Czech Republic

Omezená záruka HP je obchodní zárukou dobrovolně poskytovanou společností HP. Názvy a adresy společnosti skupiny HP, které odpovídají za plnění omezené záruky HP ve vaší zemi, jsou následující:

**Česká republika:** HP Inc Czech Republic s. r. o., Za Brumlovkou 5/1559, 140 00 Praha 4

Výhody, poskytované omezenou zárukou HP, se uplatňují jako doplněk k jakýmkoli právním nárokům na dvouletou záruku poskytnutou prodejcem v případě nesouladu zboží s kupní smlouvou. Váš nárok na uznání těchto práv však může záviset na mnohých faktorech. Omezená záruka HP žádným způsobem neomezuje ani neovlivňuje zákonná práva zákazníka. Další informace získáte kliknutím na následující odkaz: Zákonná záruka spotřebitele ([www.hp.com/go/eu-legal](http://www.hp.com/go/eu-legal)) případně můžete navštívit webové stránky Evropského spotřebitelského centra ([http://ec.europa.eu/consumers/solving\\_consumer\\_disputes/non-judicial\\_redress/ecc-net/index\\_en.htm](http://ec.europa.eu/consumers/solving_consumer_disputes/non-judicial_redress/ecc-net/index_en.htm)). Spotřebitelé mají právo se rozhodnout, zda chtějí službu reklamovat v rámci omezené záruky HP nebo v rámci zákonem stanovené dvouleté záruky u prodejce.

## Slovakia

Obmedzená záruka HP je obchodná záruka, ktorú spoločnosť HP poskytuje dobrovoľne. Meno a adresa subjektu HP, ktorý zabezpečuje plnenie vyplývajúce z Obmedzenej záruky HP vo vašej krajine:

**Slovenská republika:** HP Inc Slovakia, s.r.o., Galvaniho 7, 821 04 Bratislava

Výhody Obmedzenej záruky HP sa uplatnia vedľa prípadných zákazníkovoých zákonných nárokov voči predávajúcemu z väd, ktoré spočívajú v nesúlade vlastností tovaru s jeho popisom podľa predmetnej zmluvy. Možnosť uplatnenia takých prípadných nárokov však môže závisieť od rôznych faktorov. Služby Obmedzenej záruky HP žiadnym spôsobom neobmedzujú ani neovplyvňujú zákonné práva zákazníka, ktorý je spotrebiteľom. Ďalšie informácie nájdete na nasledujúcom prepojení: Zákonná záruka spotrebiteľa ([www.hp.com/go/eu-legal](http://www.hp.com/go/eu-legal)), prípadne môžete navštíviť webovú lokalitu európskych zákazníkovoých stredísk ([http://ec.europa.eu/consumers/solving\\_consumer\\_disputes/non-judicial\\_redress/ecc-net/index\\_en.htm](http://ec.europa.eu/consumers/solving_consumer_disputes/non-judicial_redress/ecc-net/index_en.htm)). Spotrebiteľa majú právo zvoliť si, či chcú uplatniť servis v rámci Obmedzenej záruky HP alebo počas zákonnej dvojročnej záručnej lehoty u predajcu.

## Poland

Ograniczona gwarancja HP to komercyjna gwarancja udzielona dobrowolnie przez HP. Nazwa i adres podmiotu HP odpowiedzialnego za realizację Ograniczonej gwarancji HP w Polsce:

**Polska:** HP Inc Polska sp. z o.o., Szturmowa 2a, 02-678 Warszawa, wpisana do rejestru przedsiębiorców prowadzonego przez Sąd Rejonowy dla m.st. Warszawy w Warszawie, XIII Wydział Gospodarczy Krajowego Rejestru Sądowego, pod numerem KRS 0000546115, NIP 5213690563, REGON 360916326, GIOŚ E0020757WZBW, kapitał zakładowy 480.000 PLN.

Świadczenia wynikające z Ograniczonej gwarancji HP stanowią dodatek do praw przysługujących nabywcy w związku z dwuletnią odpowiedzialnością sprzedawcy z tytułu niezgodności towaru z umową (rekojmia). Niemniej, na możliwość korzystania z tych praw mają wpływ różne czynniki. Ograniczona gwarancja HP w żaden sposób nie ogranicza praw konsumenta ani na nie nie wpływa. Więcej informacji można znaleźć pod następującym łączem: Gwarancja prawna konsumenta ([www.hp.com/go/eu-legal](http://www.hp.com/go/eu-legal)), można także odwiedzić stronę internetową Europejskiego Centrum Konsumentckiego ([http://ec.europa.eu/consumers/solving\\_consumer\\_disputes/non-judicial\\_redress/ecc-net/index\\_en.htm](http://ec.europa.eu/consumers/solving_consumer_disputes/non-judicial_redress/ecc-net/index_en.htm)). Konsumenti mają prawo wyboru co do możliwości skorzystania albo z usług gwarancyjnych przysługujących w ramach Ograniczonej gwarancji HP albo z uprawnień wynikających z dwuletniej rekojmii w stosunku do sprzedawcy.

## Bulgaria

Ограничената гаранция на HP представлява търговска гаранция, доброволно предоставяна от HP. Името и адресът на дружеството на HP за вашата страна, отговорно за предоставянето на гаранционната поддръжка в рамките на Ограничената гаранция на HP, са както следва:

HP Inc Bulgaria EOOD (Ейч Пи Инк България EOOD), гр. София 1766, район р-н Младост, бул. Околовръстен Път No 258, Бизнес Център Камбаните

Предимствата на Ограничената гаранция на HP се прилагат в допълнение към всички законови права за двугодишна гаранция от продавача при несъответствие на стоката с договора за продажба. Въпреки това,

различни фактори могат да окажат влияние върху условията за получаване на тези права. Законите права на потребителите не са ограничени или засегнати по никакъв начин от Ограничената гаранция на HP. За допълнителна информация, моля вижте Правната гаранция на потребителя ([www.hp.com/go/eu-legal](http://www.hp.com/go/eu-legal)) или посетете уебсайта на Европейския потребителски център ([http://ec.europa.eu/consumers/solving\\_consumer\\_disputes/non-judicial\\_redress/ecc-net/index\\_en.htm](http://ec.europa.eu/consumers/solving_consumer_disputes/non-judicial_redress/ecc-net/index_en.htm)). Потребителите имат правото да избират дали да претендират за извършване на услуга в рамките на Ограничената гаранция на HP или да потърсят такава от търговеца в рамките на двугодишната правна гаранция.

## Romania

Гаранția limitată HP este o garanție comercială furnizată în mod voluntar de către HP. Numele și adresa entității HP răspunzătoare de punerea în aplicare a Garanției limitate HP în țara dumneavoastră sunt următoarele:

**România:** HP Inc Romania SRL, 5 Fabrica de Glucoza Str., Building F, Ground Floor and Floor 8, 2nd District, București

Beneficiile Garanției limitate HP se aplică suplimentar față de orice drepturi privind garanția de doi ani oferită de vânzător pentru neconformitatea bunurilor cu contractul de vânzare; cu toate acestea, diverși factori pot avea impact asupra eligibilității dvs. de a beneficia de aceste drepturi. Drepturile legale ale consumatorului nu sunt limitate sau afectate în vreun fel de Garanția limitată HP. Pentru informații suplimentare consultați următorul link: garanția acordată consumatorului prin lege ([www.hp.com/go/eu-legal](http://www.hp.com/go/eu-legal)) sau puteți accesa site-ul Centrul European al Consumatorilor ([http://ec.europa.eu/consumers/solving\\_consumer\\_disputes/non-judicial\\_redress/ecc-net/index\\_en.htm](http://ec.europa.eu/consumers/solving_consumer_disputes/non-judicial_redress/ecc-net/index_en.htm)). Consumatorii au dreptul să aleagă dacă să pretindă despăgubiri în cadrul Garanției limitate HP sau de la vânzător, în cadrul garanției legale de doi ani.

## Belgium and the Netherlands

De Beperkte Garantie van HP is een commerciële garantie vrijwillig verstrekt door HP. De naam en het adres van de HP-entiteit die verantwoordelijk is voor het uitvoeren van de Beperkte Garantie van HP in uw land is als volgt:

**Nederland:** HP Nederland B.V., Startbaan 16, 1187 XR Amstelveen

**België:** HP Belgium BVBA, Hermeslaan 1A, B-1831 Diegem

De voordelen van de Beperkte Garantie van HP vormen een aanvulling op de wettelijke garantie voor consumenten gedurende twee jaren na de levering te verlenen door de verkoper bij een gebrek aan conformiteit van de goederen met de relevante verkoopovereenkomst. Niettemin kunnen diverse factoren een impact hebben op uw eventuele aanspraak op deze wettelijke rechten. De wettelijke rechten van de consument worden op geen enkele wijze beperkt of beïnvloed door de Beperkte Garantie van HP. Raadpleeg voor meer informatie de volgende webpagina: Wettelijke garantie van de consument ([www.hp.com/go/eu-legal](http://www.hp.com/go/eu-legal)) of u kan de website van het Europees Consumenten Centrum bezoeken ([http://ec.europa.eu/consumers/solving\\_consumer\\_disputes/non-judicial\\_redress/ecc-net/index\\_en.htm](http://ec.europa.eu/consumers/solving_consumer_disputes/non-judicial_redress/ecc-net/index_en.htm)). Consumenten hebben het recht om te kiezen tussen enerzijds de Beperkte Garantie van HP of anderzijds het aanspreken van de verkoper in toepassing van de wettelijke garantie.

## Finland

HP:n rajoitettu takuu on HP:n vapaaehtoisesti antama kaupallinen takuu. HP:n myöntämästä takuusta maassanne vastaavan HP:n edustajan yhteystiedot ovat:

**Suomi:** HP Finland Oy, Piispankalliontie, FIN - 02200 Espoo

HP:n takuun edut ovat voimassa mahdollisten kuluttajansuojalakiin perustuvien oikeuksien lisäksi sen varalta, että tuote ei vastaa myyntisopimusta. Saat lisätietoja seuraavasta linkistä: Kuluttajansuoja ([www.hp.com/go/eu-legal](http://www.hp.com/go/eu-legal)) tai voit käydä Euroopan kuluttajakeskuksen sivustolla (<http://ec.europa.eu/consumers/>)

[solving\\_consumer\\_disputes/non-judicial\\_redress/ecc-net/index\\_en.htm](http://www.hp.com/go/eu-legal)). Kuluttajilla on oikeus vaatia virheen korjausta HP:n takuun ja kuluttajansuojan perusteella HP:lta tai myyjältä.

## Slovenia

Omejena garancija HP je prostovoljna trgovska garancija, ki jo zagotavlja podjetje HP. Ime in naslov poslovne enote HP, ki je odgovorna za omejeno garancijo HP v vaši državi/regiji, sta naslednja:

**Slovenija:** Hewlett-Packard Europe B.V., Amsterdam, Meyrin Branch, Route du Nant-d'Avril 150, 1217 Meyrin, Switzerland

Ugodnosti omejene garancije HP veljajo poleg zakonskih pravic, ki ob sklenitvi kupoprodajne pogodbe izhajajo iz dveletne garancije prodajalca v primeru neskladnosti blaga, vendar lahko na izpolnjevanje pogojev za uveljavitev pravic vplivajo različni dejavniki. Omejena garancija HP nikakor ne omejuje strankinih z zakonom predpisanih pravic in ne vpliva nanje. Za dodatne informacije glejte naslednjo povezavo: Strankino pravno jamstvo ([www.hp.com/go/eu-legal](http://www.hp.com/go/eu-legal)); ali pa obiščite spletno mesto evropskih središč za potrošnike ([http://ec.europa.eu/consumers/solving\\_consumer\\_disputes/non-judicial\\_redress/ecc-net/index\\_en.htm](http://ec.europa.eu/consumers/solving_consumer_disputes/non-judicial_redress/ecc-net/index_en.htm)). Potrošniki imajo pravico izbrati, ali bodo uveljavljali pravice do storitev v skladu z omejeno garancijo HP ali proti prodajalcu v skladu z dvoletno zakonsko garancijo.

## Croatia

HP ograničeno jamstvo komercijalno je dobrovoljno jamstvo koje pruža HP. Ime i adresa HP subjekta odgovornog za HP ograničeno jamstvo u vašoj državi/regiji:

**Hrvatska:** HP Computing and Printing d.o.o. za računalne i srodne aktivnosti, Radnička cesta 41, 10000 Zagreb

Pogodnosti HP ograničenog jamstva vrijede zajedno uz sva zakonska prava na dvogodišnje jamstvo kod bilo kojeg prodavača s obzirom na nepodudaranje robe s ugovorom o kupnji. Međutim, razni faktori mogu utjecati na vašu mogućnost ostvarivanja tih prava. HP ograničeno jamstvo ni na koji način ne utječe niti ne ograničava zakonska prava potrošača. Dodatne informacije potražite na ovoj adresi: Zakonsko jamstvo za potrošače ([www.hp.com/go/eu-legal](http://www.hp.com/go/eu-legal)) ili možete posjetiti web-mjesto Europskih potrošačkih centara ([http://ec.europa.eu/consumers/solving\\_consumer\\_disputes/non-judicial\\_redress/ecc-net/index\\_en.htm](http://ec.europa.eu/consumers/solving_consumer_disputes/non-judicial_redress/ecc-net/index_en.htm)). Potrošači imaju pravo odabrati žele li ostvariti svoja potraživanja u sklopu HP ograničenog jamstva ili pravnog jamstva prodavača u trajanju ispod dvije godine.

## Latvia

HP ierobežotā garantija ir komercgarantija, kuru brīvprātīgi nodrošina HP. HP uzņēmums, kas sniedz HP ierobežotās garantijas servisa nodrošinājumu jūsu valstī:

**Latvija:** HP Finland Oy, PO Box 515, 02201 Espoo, Finland

HP ierobežotās garantijas priekšrocības tiek piedāvātas papildus jebkurām likumīgajām tiesībām uz pārdevēja un/vai ražotāju nodrošinātu divu gadu garantiju gadījumā, ja preces neatbilst pirkuma līgumam, tomēr šo tiesību saņemšanu var ietekmēt vairāki faktori. HP ierobežotā garantija nekādā veidā neierobežo un neietekmē patērētāju likumīgās tiesības. Lai iegūtu plašāku informāciju, izmantojiet šo saiti: Patērētāju likumīgā garantija ([www.hp.com/go/eu-legal](http://www.hp.com/go/eu-legal)) vai arī Eiropas Patērētāju tiesību aizsardzības centra tīmekļa vietni ([http://ec.europa.eu/consumers/solving\\_consumer\\_disputes/non-judicial\\_redress/ecc-net/index\\_en.htm](http://ec.europa.eu/consumers/solving_consumer_disputes/non-judicial_redress/ecc-net/index_en.htm)). Patērētājiem ir tiesības izvēlēties, vai pieprasīt servisa nodrošinājumu saskaņā ar HP ierobežoto garantiju, vai arī pārdevēja sniegto divu gadu garantiju.

## Lithuania

HP ribotoji garantija yra HP savanoriškai teikiama komercinė garantija. Toliau pateikiami HP bendrovių, teikiančių HP garantiją (gamintojo garantiją) jūsų šalyje, pavadinimai ir adresai:

**Lietuva:** HP Finland Oy, PO Box 515, 02201 Espoo, Finland

HP ribotoji garantija papildomai taikoma kartu su bet kokiomis kitomis įstatymais nustatytais teisėmis į pardavėjo suteikiamą dviejų metų laikotarpio garantiją dėl prekių atitikties pardavimo sutarčiai, tačiau tai, ar jums ši teisė bus suteikiama, gali priklausyti nuo įvairių aplinkybių. HP ribotoji garantija niekaip neapriboja ir neįtakoja įstatymais nustatytų vartotojo teisių. Daugiau informacijos rasite paspaudę šią nuorodą: Teisinė vartotojo garantija ([www.hp.com/go/eu-legal](http://www.hp.com/go/eu-legal)) arba apsilankę Europos vartotojų centro internetinėje svetainėje ([http://ec.europa.eu/consumers/solving\\_consumer\\_disputes/non-judicial\\_redress/ecc-net/index\\_en.htm](http://ec.europa.eu/consumers/solving_consumer_disputes/non-judicial_redress/ecc-net/index_en.htm)). Vartotojai turi teisę prašyti atlikti techninį aptarnavimą pagal HP ribotąją garantiją arba pardavėjo teikiamą dviejų metų įstatymais nustatytą garantiją.

## Estonia

HP piiratud garantii on HP poolt vabatahtlikult pakutav kaubanduslik garantii. HP piiratud garantii eest vastutab HP üksus aadressil:

**Eesti:** HP Finland Oy, PO Box 515, 02201 Espoo, Finland

HP piiratud garantii rakendub lisaks seaduses ettenähtud müüjapoolsele kaheaastasele garantiile, juhul kui toode ei vasta müügilepingu tingimustele. Siiski võib esineda asjaolusid, mille puhul teie jaoks need õigused ei pruugi kehtida. HP piiratud garantii ei piira ega mõjuta mingil moel tarbija seadusjärgseid õigusi. Lisateavet leiate järgmiselt lingilt: tarbija õiguslik garantii ([www.hp.com/go/eu-legal](http://www.hp.com/go/eu-legal)) või võite külastada Euroopa tarbijakeskuste veebisaiti ([http://ec.europa.eu/consumers/solving\\_consumer\\_disputes/non-judicial\\_redress/ecc-net/index\\_en.htm](http://ec.europa.eu/consumers/solving_consumer_disputes/non-judicial_redress/ecc-net/index_en.htm)). Tarbijal on õigus valida, kas ta soovib kasutada HP piiratud garantiid või seadusega ette nähtud müüjapoolset kaheaastast garantiid.

## HP's Premium Protection Warranty: LaserJet toner cartridge limited warranty statement

This HP product is warranted to be free from defects in materials and workmanship.

This warranty does not apply to products that (a) have been refilled, refurbished, remanufactured or tampered with in any way, (b) experience problems resulting from misuse, improper storage, or operation outside of the published environmental specifications for the printer product or (c) exhibit wear from ordinary use.

To obtain warranty service, please return the product to place of purchase (with a written description of the problem and print samples) or contact HP customer support. At HP's option, HP will either replace products that prove to be defective or refund your purchase price.

TO THE EXTENT ALLOWED BY LOCAL LAW, THE ABOVE WARRANTY IS EXCLUSIVE AND NO OTHER WARRANTY OR CONDITION, WHETHER WRITTEN OR ORAL, IS EXPRESSED OR IMPLIED AND HP SPECIFICALLY DISCLAIMS ANY IMPLIED WARRANTIES OR CONDITIONS OF MERCHANTABILITY, SATISFACTORY QUALITY, AND FITNESS FOR A PARTICULAR PURPOSE.

TO THE EXTENT ALLOWED BY LOCAL LAW, IN NO EVENT WILL HP OR ITS SUPPLIERS BE LIABLE FOR DIRECT, SPECIAL, INCIDENTAL, CONSEQUENTIAL (INCLUDING LOST PROFIT OR DATA), OR OTHER DAMAGE, WHETHER BASED IN CONTRACT, TORT, OR OTHERWISE.

THE WARRANTY TERMS CONTAINED IN THIS STATEMENT, EXCEPT TO THE EXTENT LAWFULLY PERMITTED, DO NOT EXCLUDE, RESTRICT OR MODIFY AND ARE IN ADDITION TO THE MANDATORY STATUTORY RIGHTS APPLICABLE TO THE SALE OF THIS PRODUCT TO YOU.

## Long life consumable and maintenance kit limited warranty statement

This HP product is warranted to be free from defects in materials and workmanship until the earlier of a) the printer providing a low-life indicator on the control panel, or b) within the warranty period of the printer purchase. Replacement Preventative Maintenance kits or LLCs products carry a 90 day parts only limited warranty.

This warranty does not apply to products that (a) have been refurbished, remanufactured or tampered with in any way, (b) experience problems resulting from misuse, improper storage, or operation outside of the published environmental specifications for the printer product or (c) exhibit wear from ordinary use.

To obtain warranty service, please return the product to place of purchase (with a written description of the problem) or contact HP customer support. At HP's option, HP will either replace products that prove to be defective or refund your purchase price.

TO THE EXTENT ALLOWED BY LOCAL LAW, THE ABOVE WARRANTY IS EXCLUSIVE AND NO OTHER WARRANTY OR CONDITION, WHETHER WRITTEN OR ORAL, IS EXPRESSED OR IMPLIED. HP SPECIFICALLY DISCLAIMS ANY IMPLIED WARRANTIES OR CONDITIONS OF MERCHANTABILITY, SATISFACTORY QUALITY, AND FITNESS FOR A PARTICULAR PURPOSE.

TO THE EXTENT ALLOWED BY LOCAL LAW, IN NO EVENT WILL HP OR ITS SUPPLIERS BE LIABLE FOR DIRECT, SPECIAL, INCIDENTAL, CONSEQUENTIAL (INCLUDING LOST PROFIT OR DATA), OR OTHER DAMAGE, WHETHER BASED IN CONTRACT, TORT, OR OTHERWISE.


THE WARRANTY TERMS CONTAINED IN THIS STATEMENT, EXCEPT TO THE EXTENT LAWFULLY PERMITTED, DO NOT EXCLUDE, RESTRICT OR MODIFY AND ARE IN ADDITION TO THE MANDATORY STATUTORY RIGHTS APPLICABLE TO THE SALE OF THE PRODUCT TO YOU.



## HP policy on non-HP supplies

HP cannot recommend the use of non-HP toner cartridges, either new or remanufactured.

---

 **NOTE:** For HP printer products, the use of a non-HP toner cartridge or a refilled toner cartridge does not affect either the warranty to the customer or any HP support contract with the customer. However, if product failure or damage is attributable to the use of a non-HP toner cartridge or refilled toner cartridge, HP will charge its standard time and materials charges to service the product for the particular failure or damage.

---

## HP anticounterfeit Web site

Go to [www.hp.com/go/anticounterfeit](http://www.hp.com/go/anticounterfeit) when you install an HP toner cartridge and the control-panel message indicates the cartridge is non-HP. HP will help determine if the cartridge is genuine and take steps to resolve the problem.

Your toner cartridge might not be a genuine HP toner cartridge if you notice the following:

- The supplies status page indicates that a non-HP supply is installed.
- You are experiencing a high number of problems with the cartridge.
- The cartridge does not look like it usually does (for example, the packaging differs from HP packaging).

## Data stored on the toner cartridge

The HP toner cartridges used with this product contain a memory chip that assists in the operation of the product.

In addition, this memory chip collects a limited set of information about the usage of the product, which might include the following: the date when the toner cartridge was first installed, the date when the toner cartridge was last used, the number of pages printed using the toner cartridge, the page coverage, the printing modes used, any printing errors that might have occurred, and the product model. This information helps HP design future products to meet our customers' printing needs.

The data collected from the toner cartridge memory chip does not contain information that can be used to identify a customer or user of the toner cartridge or their product.

HP collects a sampling of the memory chips from toner cartridges returned to HP's free return and recycling program (HP Planet Partners: [www.hp.com/recycle](http://www.hp.com/recycle)). The memory chips from this sampling are read and studied in order to improve future HP products. HP partners who assist in recycling this toner cartridge might have access to this data, as well.

Any third party possessing the toner cartridge might have access to the anonymous information on the memory chip.

# End User License Agreement

**READ CAREFULLY BEFORE USING THIS SOFTWARE EQUIPMENT:** This End-User license Agreement ("EULA") is a legal agreement between (a) you (either an individual or a single entity) and (b) HP Inc. ("HP") that governs your use of any Software Product, installed on or made available by HP for use with your HP product ("HP Product"), that is not otherwise subject to a separate license agreement between you and HP or its suppliers. Other software may contain a EULA in its online documentation. The term "Software Product" means computer software and may include associated media, printed materials and "online" or electronic documentation.

An amendment or addendum to this EULA may accompany the HP Product.

RIGHTS IN THE SOFTWARE PRODUCT ARE OFFERED ONLY ON THE CONDITION THAT YOU AGREE TO ALL TERMS AND CONDITIONS OF THIS EULA. BY INSTALLING, COPYING, DOWNLOADING, OR OTHERWISE USING THE SOFTWARE PRODUCT, YOU AGREE TO BE BOUND BY THE TERMS OF THIS EULA. IF YOU DO NOT ACCEPT THESE LICENSE TERMS, YOUR SOLE REMEDY IS TO RETURN THE ENTIRE UNUSED PRODUCT (HARDWARE AND SOFTWARE) WITHIN 14 DAYS FOR A REFUND SUBJECT TO THE REFUND POLICY OF YOUR PLACE OF PURCHASE.

- 1. GRANT OF LICENSE.** HP grants you the following rights provided you comply with all terms and conditions of this EULA:
  - a. Use.** You may use the Software Product on a single computer ("Your Computer"). If the Software Product is provided to you via the internet and was originally licensed for use on more than one computer, you may install and use the Software Product only on those computers. You may not separate component parts of the Software Product for use on more than one computer. You do not have the right to distribute the Software Product. You may load the Software Product into Your Computer's temporary memory (RAM) for purposes of using the Software Product.
  - b. Storage.** You may copy the Software Product into the local memory or storage device of the HP Product.
  - c. Copying.** You may make archival or back-up copies of the Software Product, provided the copy contains all of the original Software Product's proprietary notices and that it is used only for back-up purposes.
  - d. Reservation of Rights.** HP and its suppliers reserve all rights not expressly granted to you in this EULA.
  - e. Freeware.** Notwithstanding the terms and conditions of this EULA, all or any portion of the Software Product which constitutes non-proprietary HP software or software provided under public license by third parties ("Freeware"), is licensed to you subject to the terms and conditions of the software license agreement accompanying such Freeware whether in the form of a discrete agreement, shrink wrap license or electronic license terms accepted at time of download. Use of the Freeware by you shall be governed entirely by the terms and conditions of such license.
  - f. Recovery Solution.** Any software recovery solution provided with/for your HP Product, whether in the form of a hard disk drive-based solution, an external media-based recovery solution (e.g. floppy disk, CD or DVD) or an equivalent solution delivered in any other form, may only be used for restoring the hard disk of the HP Product with/for which the recovery solution was originally purchased. The use of

any Microsoft operating system software contained in such recovery solution shall be governed by the Microsoft License Agreement.

2. **UPGRADES.** To use a Software Product identified as an upgrade, you must first be licensed for the original Software Product identified by HP as eligible for the upgrade. After upgrading, you may no longer use the original Software Product that formed the basis for your upgrade eligibility. By using the Software Product, you also agree that HP may automatically access your HP Product when connected to the internet to check the version or status of certain Software Products and may automatically download and install upgrades or updates to such Software Products on to your HP Product to provide new versions or updates required to maintain the functionality, performance, or security of the HP Software and your HP Product and facilitate the provision of support or other services provided to you. In certain cases, and depending on the type of upgrade or update, notifications will be provided to you (via pop-up or other means), which may require you to initiate the upgrade or update.
3. **ADDITIONAL SOFTWARE.** This EULA applies to updates or supplements to the original Software Product provided by HP unless HP provides other terms along with the update or supplement. In case of a conflict between such terms, the other terms will prevail.
4. **TRANSFER.**
  - a. **Third Party.** The initial user of the Software Product may make a one-time transfer of the Software Product to another end user. Any transfer must include all component parts, media, printed materials, this EULA, and if applicable, the Certificate of Authenticity. The transfer may not be an indirect transfer, such as a consignment. Prior to the transfer, the end user receiving the transferred product must agree to all the EULA terms. Upon transfer of the Software Product, your license is automatically terminated.
  - b. **Restrictions.** You may not rent, lease or lend the Software Product or use the Software Product for commercial timesharing or bureau use. You may not sublicense, assign or transfer the license or Software Product except as expressly provided in this EULA.
5. **PROPRIETARY RIGHTS.** All intellectual property rights in the Software Product and user documentation are owned by HP or its suppliers and are protected by law, including but not limited to United States copyright, trade secret, and trademark law, as well as other applicable laws and international treaty provisions. You shall not remove any product identification, copyright notices or proprietary restrictions from the Software Product.
6. **LIMITATION ON REVERSE ENGINEERING.** You may not reverse engineer, decompile, or disassemble the Software Product, except and only to the extent that the right to do so is mandated under applicable law notwithstanding this limitation or it is expressly provided for in this EULA.
7. **TERM.** This EULA is effective unless terminated or rejected. This EULA will also terminate upon conditions set forth elsewhere in this EULA or if you fail to comply with any term or condition of this EULA.
8. **CONSENT TO COLLECTION/USE OF DATA.**
  - a. HP will use cookies and other web technology tools to collect anonymous technical information related to HP Software and your HP Product. This data will be used to provide the upgrades and related support or other services described in Section 2. HP will also collect personal information including your Internet Protocol address or other unique identifier information associated with your HP Product and data provided by you on registration of your HP Product. As well as providing the upgrades and related support or other services, this data will be used for sending marketing communications to you (in each case with your express consent where required by applicable law).

To the extent permitted by applicable law, by accepting these terms and conditions you consent to the collection and use of anonymous and personal data by HP, its subsidiaries, and affiliates as described in this EULA and as further described in HP's privacy policy: [www.hp.com/go/privacy](http://www.hp.com/go/privacy)

- b. **Collection/Use by Third Parties.** Certain software programs included in your HP Product are provided and separately licensed to you by third party providers ("Third Party Software"). Third Party Software may be installed and operational on your HP Product even if you choose not to activate/purchase such software. Third Party Software may collect and transmit technical information about your system (i.e., IP address, unique device identifier, software version installed, etc.) and other system data. This information is used by the third party to identify technical system attributes and ensure that the most current version of the software has been installed on your system. If you do not want the Third Party Software to collect this technical information or automatically send you version updates, you should uninstall the software prior to connecting to the Internet.

- 9. **DISCLAIMER OF WARRANTIES.** TO THE MAXIMUM EXTENT PERMITTED BY APPLICABLE LAW, HP AND ITS SUPPLIERS PROVIDE THE SOFTWARE PRODUCT "AS IS" AND WITH ALL FAULTS, AND HEREBY DISCLAIM ALL OTHER WARRANTIES, GUARANTEES, AND CONDITIONS, EITHER EXPRESS, IMPLIED, OR STATUTORY, INCLUDING, BUT NOT LIMITED TO, WARRANTIES OF TITLE AND NON-INFRINGEMENT, ANY IMPLIED WARRANTIES, DUTIES, GUARANTEES, OR CONDITIONS OF MERCHANTABILITY, OF SATISFACTORY QUALITY, OF FITNESS FOR A PARTICULAR PURPOSE, AND OF LACK OF VIRUSES ALL WITH REGARD TO THE SOFTWARE PRODUCT. Some states/jurisdictions do not allow exclusion of implied warranties or limitations on the duration of implied warranties, so the above disclaimer may not apply to you in its entirety.

IN AUSTRALIA AND NEW ZEALAND, THE SOFTWARE COMES WITH GUARANTEES THAT CANNOT BE EXCLUDED UNDER AUSTRALIAN AND NEW ZEALAND CONSUMER LAWS. AUSTRALIAN CONSUMERS ARE ENTITLED TO A REPLACEMENT OR A REFUND FOR A MAJOR FAILURE AND COMPENSATION FOR OTHER REASONABLY FORESEEABLE LOSS OR DAMAGE. AUSTRALIAN CONSUMERS ARE ALSO ENTITLED TO HAVE THE SOFTWARE REPAIRED OR REPLACED IF IT FAILS TO BE OF ACCEPTABLE QUALITY AND THE FAILURE DOES NOT AMOUNT TO A MAJOR FAILURE. NEW ZEALAND CONSUMERS WHO ARE PURCHASING GOODS FOR PERSONAL, DOMESTIC OR HOUSEHOLD USE OR CONSUMPTION AND NOT FOR THE PURPOSE OF A BUSINESS ("NEW ZEALAND CONSUMERS") ARE ENTITLED TO REPAIR, REPLACEMENT OR REFUND FOR A FAILURE AND COMPENSATION FOR OTHER REASONABLY FORESEEABLE LOSS OR DAMAGE.

- 10. **LIMITATION OF LIABILITY.** Subject to local law, notwithstanding any damages that you might incur, the entire liability of HP and any of its suppliers under any provision of this EULA and your exclusive remedy for all of the foregoing shall be limited to the greater of the amount actually paid by you separately for the Software Product or U.S. \$5.00. TO THE MAXIMUM EXTENT PERMITTED BY APPLICABLE LAW, IN NO EVENT SHALL HP OR ITS SUPPLIERS BE LIABLE FOR ANY SPECIAL, INCIDENTAL, INDIRECT, OR CONSEQUENTIAL DAMAGES WHATSOEVER (INCLUDING, BUT NOT LIMITED TO, DAMAGES FOR LOSS OF PROFITS OR CONFIDENTIAL OR OTHER INFORMATION, FOR BUSINESS INTERRUPTION, FOR PERSONAL INJURY, FOR LOSS OF PRIVACY ARISING OUT OF OR IN ANY WAY RELATED TO THE USE OF OR INABILITY TO USE THE SOFTWARE PRODUCT, OR OTHERWISE IN CONNECTION WITH ANY PROVISION OF THIS EULA, EVEN IF HP OR ANY SUPPLIER HAS BEEN ADVISED OF THE POSSIBILITY OF SUCH DAMAGES AND EVEN IF THE REMEDY FAILS OF ITS ESSENTIAL PURPOSE. Some states/jurisdictions do not allow the exclusion or limitation of incidental or consequential damages, so the above limitation or exclusion may not apply to you.
- 11. **U.S. GOVERNMENT CUSTOMERS.** Consistent with FAR 12.211 and 12.212, Commercial Computer Software, Computer Software Documentation, and Technical Data for Commercial Items are licensed to the U.S. Government under HP's standard commercial license.
- 12. **COMPLIANCE WITH EXPORT LAWS.** You shall comply with all laws and regulations of the United States and other countries ("Export Laws") to assure that the Software Product is not (1) exported, directly or indirectly, in violation of Export Laws, or (2) used for any purpose prohibited by Export Laws, including, without limitation, nuclear, chemical, or biological weapons proliferation.

13. **CAPACITY AND AUTHORITY TO CONTRACT.** You represent that you are of the legal age of majority in your state of residence and, if applicable, you are duly authorized by your employer to enter into this contract.
14. **APPLICABLE LAW.** This EULA is governed by the laws of the country in which the equipment was purchased.
15. **ENTIRE AGREEMENT.** This EULA (including any addendum or amendment to this EULA which is included with the HP Product) is the entire agreement between you and HP relating to the Software Product and it supersedes all prior or contemporaneous oral or written communications, proposals and representations with respect to the Software Product or any other subject matter covered by this EULA. To the extent the terms of any HP policies or programs for support services conflict with the terms of this EULA, the terms of this EULA shall control.

© Copyright 2015 HP Development Company, L.P.

The information contained herein is subject to change without notice. All other product names mentioned herein may be trademarks of their respective companies. To the extent permitted by applicable law, the only warranties for HP products and services are set forth in the express warranty statements accompanying such products and services. Nothing herein should be construed as constituting an additional warranty. To the extent permitted by applicable law, HP shall not be liable for technical or editorial errors or omissions contained herein.

First Edition: August 2015

## Customer self-repair warranty service

HP products are designed with many Customer Self Repair (CSR) parts to minimize repair time and allow for greater flexibility in performing defective parts replacement. If during the diagnosis period, HP identifies that the repair can be accomplished by the use of a CSR part, HP will ship that part directly to you for replacement. There are two categories of CSR parts: 1) Parts for which customer self repair is mandatory. If you request HP to replace these parts, you will be charged for the travel and labor costs of this service. 2) Parts for which customer self repair is optional. These parts are also designed for Customer Self Repair. If, however, you require that HP replace them for you, this may be done at no additional charge under the type of warranty service designated for your product.

Based on availability and where geography permits, CSR parts will be shipped for next business day delivery. Same-day or four-hour delivery may be offered at an additional charge where geography permits. If assistance is required, you can call the HP Technical Support Center and a technician will help you over the phone. HP specifies in the materials shipped with a replacement CSR part whether a defective part must be returned to HP. In cases where it is required to return the defective part to HP, you must ship the defective part back to HP within a defined period of time, normally five (5) business days. The defective part must be returned with the associated documentation in the provided shipping material. Failure to return the defective part may result in HP billing you for the replacement. With a customer self repair, HP will pay all shipping and part return costs and determine the courier/carrier to be used.



## Customer support

---

Get telephone support for your country/region	Country/region phone numbers are on the flyer that was in the box with your product or at <a href="http://www.hp.com/support/">www.hp.com/support/</a> .
Have the product name, serial number, date of purchase, and problem description ready.	
Get 24-hour Internet support, and download software utilities and drivers	<a href="http://www.hp.com/support/ljE72500mfp">http://www.hp.com/support/ljE72500mfp</a> , <a href="http://www.hp.com/support/colorljE77800mfp">www.hp.com/support/colorljE77800mfp</a>
Order additional HP service or maintenance agreements	<a href="http://www.hp.com/go/carepack">www.hp.com/go/carepack</a>
Register your product	<a href="http://www.register.hp.com">www.register.hp.com</a>

---



---

# 5 Environmental product stewardship program

- [Protecting the environment](#)
- [Ozone production](#)
- [Power consumption](#)
- [Toner consumption](#)
- [Paper use](#)
- [Plastics](#)
- [HP LaserJet print supplies](#)
- [Paper](#)
- [Material restrictions](#)
- [Disposal of waste equipment by users \(EU and India\)](#)
- [Electronic hardware recycling](#)
- [Brazil hardware recycling information](#)
- [Chemical substances](#)
- [Product Power Data per European Union Commission Regulation 1275/2008](#)
- [SEPA Ecolabel User Information \(China\)](#)
- [The regulation of the implementation on China energy label for printer, fax, and copier](#)
- [Restriction on Hazardous Substances statement \(India\)](#)
- [Restriction on Hazardous Substances statement \(Turkey\)](#)
- [Restriction on Hazardous Substances statement \(Ukraine\)](#)
- [Substances Table \(China\)](#)
- [Material Safety Data Sheet \(MSDS\)](#)
- [EPEAT](#)
- [Substances Table \(Taiwan\)](#)
- [For more information](#)

## Protecting the environment

HP is committed to providing quality products in an environmentally sound manner. This product has been designed with several attributes to minimize impacts on our environment.

## Ozone production

The airborne emissions of ozone for this product has been measured according to a generally recognized method\* and when these emissions data are applied to a “generic office model exposure scenario”\*\*, HP is able to determine there is no appreciable amount of ozone generated during printing that exceeds any current indoor air quality standards or guidelines.

\* Test method for the determination of emissions from hardcopy devices with respect to awarding the environmental label for office devices with printing function; RAL-UZ 171 – BAM July, 2012

\*\* Based on ozone concentration when printing 2 hours per day in a 32 cubic meter room with a ventilation rate of 0.72 air changes per hour with HP printing supplies

## Power consumption

Power usage drops significantly while in Ready, Sleep, or Off mode, which saves natural resources and saves money without affecting the high performance of this product. HP printing and imaging equipment marked with the ENERGY STAR® logo is qualified to the U.S. Environmental Protection Agency's ENERGY STAR specifications for imaging equipment. The following mark will appear on ENERGY STAR qualified imaging products:



Additional ENERGY STAR qualified imaging product model information is listed at:

[www.hp.com/go/energystar](http://www.hp.com/go/energystar)

## Toner consumption

EconoMode uses less toner, which might extend the life of the print cartridge. HP does not recommend the full-time use of EconoMode. If EconoMode is used full-time, the toner supply might outlast the mechanical parts in the print cartridge. If print quality begins to degrade and is no longer acceptable, consider replacing the print cartridge.

## Paper use

This product's duplex feature (manual or automatic) and N-up printing (multiple pages printed on one page) capability can reduce paper usage and the resulting demands on natural resources.

## Plastics

Plastic parts over 25 grams are marked according to international standards that enhance the ability to identify plastics for recycling purposes at the end of the product's life.

## HP LaserJet print supplies

Original HP Supplies were designed with the environment in mind. HP makes it easy to conserve resources and paper when printing. And when you are done, we make it easy and free to recycle.<sup>1</sup>

All HP cartridges returned to HP Planet Partners go through a multiphase recycling process where materials are separated and refined for use as raw material in new Original HP cartridges and everyday products. No Original HP cartridges returned through HP Planet Partners are ever sent to a landfill, and HP never refills or resells Original HP cartridges.

**To participate in HP Planet Partners return and recycling program, visit [www.hp.com/recycle](http://www.hp.com/recycle). Select your country/region for information on how to return HP printing supplies. Multi-lingual program information and instructions are also included in every new HP LaserJet print cartridge package.**

<sup>1</sup> Program availability varies. For more information, visit [www.hp.com/recycle](http://www.hp.com/recycle).

## Paper

This product is capable of using recycled paper and lightweight paper (EcoFFICIENT™) when the paper meets the guidelines outlined in the *HP LaserJet Printer Family Print Media Guide*. This product is suitable for the use of recycled paper and lightweight paper (EcoFFICIENT™) according to EN12281:2002.

## Material restrictions

This HP product does not contain added mercury.

If this HP product contains a battery, it may require special handling at end-of-life.

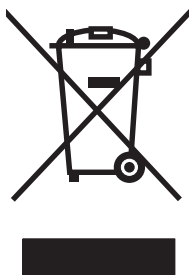
HP LaserJet E72500, HP Color LaserJet E77800	
Type	Poly-carbonmonofluoride lithium (BR type)
Weight	~ 3 g
Location	On motherboard
User-removable	No



## 廢電池請回收

For recycling information, you can go to [www.hp.com/recycle](http://www.hp.com/recycle), or contact your local authorities or the Electronics Industries Alliance: [www.eiae.org](http://www.eiae.org).

## Disposal of waste equipment by users (EU and India)



This symbol means do not dispose of your product with your other household waste. Instead, you should protect human health and the environment by handing over your waste equipment to a designated collection point for the recycling of waste electrical and electronic equipment. For more information, please contact your household waste disposal service, or go to: [www.hp.com/recycle](http://www.hp.com/recycle).

## Electronic hardware recycling

HP encourages customers to recycle used electronic hardware. For more information about recycling programs go to: [www.hp.com/recycle](http://www.hp.com/recycle).

## Brazil hardware recycling information



**Não descarte o  
produto eletrônico  
em lixo comum**

Este produto eletrônico e seus componentes não devem ser descartados no lixo comum, pois embora estejam em conformidade com padrões mundiais de restrição a substâncias nocivas, podem conter, ainda que em quantidades mínimas, substâncias impactantes ao meio ambiente. Ao final da vida útil deste produto, o usuário deverá entregá-lo à HP. A não observância dessa orientação sujeitará o infrator às sanções previstas em lei.

Após o uso, as pilhas e/ou baterias dos produtos HP deverão ser entregues ao estabelecimento comercial ou rede de assistência técnica autorizada pela HP.

Para maiores informações, inclusive sobre os pontos de recebimento, acesse:

[www.hp.com.br/reciclar](http://www.hp.com.br/reciclar)

## Chemical substances

HP is committed to providing our customers with information about the chemical substances in our products as needed to comply with legal requirements such as REACH (Regulation EC No 1907/2006 of the European Parliament and the Council). A chemical information report for this product can be found at: [www.hp.com/go/reach](http://www.hp.com/go/reach).

## Product Power Data per European Union Commission Regulation 1275/2008

For product power data, including the power consumption of the product in networked standby if all wired network ports are connected and all wireless network ports are activated, please refer to section P14 'Additional Information' of the product IT ECO Declaration at [www.hp.com/hpinfo/globalcitizenship/environment/productdata/itecodesktop-pc.html](http://www.hp.com/hpinfo/globalcitizenship/environment/productdata/itecodesktop-pc.html).



## SEPA Ecolabel User Information (China)

中国环境标识认证产品用户说明

噪声大于 63.0 dB(A)的办公设备不宜放置于办公室内，请在独立的隔离区域使用。

如需长时间使用本产品或打印大量文件，请确保在通风良好的房间内使用。

如您需要确认本产品处于零能耗状态，请按下电源关闭按钮，并将插头从电源插座断开。

您可以使用再生纸，以减少资源耗费。

## The regulation of the implementation on China energy label for printer, fax, and copier

依据“复印机、打印机和传真机能源效率标识实施规则”，本打印机具有中国能效标签。根据“复印机、打印机和传真机能效限定值及能效等级”（“GB21521”）决定并计算得出该标签上所示的能效等级和 TEC（典型能耗）值。

### 1. 能效等级

能效等级分为三个等级，等级 1 级能效最高。根据产品类型和打印速度标准决定能效限定值。

### 2. 能效信息

#### 2.1 LaserJet 打印机和高性能喷墨打印机

- 典型能耗

典型能耗是正常运行 GB21521 测试方法中指定的时间后的耗电量。此数据表示为每周千瓦时 (kWh)。

标签上所示的能效数字按涵盖根据“复印机、打印机和传真机能源效率标识实施规则”选择的登记装置中所有配置的代表性配置测定而得。因此，本特定产品型号的实际能耗可能与标签上所示的数据不同。

有关规格的详细信息，请参阅 GB21521 标准的当前版本。

## Restriction on Hazardous Substances statement (India)

This product, as well as its related consumables and spares, complies with the reduction in hazardous substances provisions of the "India E-waste Rule 2016." It does not contain lead, mercury, hexavalent chromium, polybrominated biphenyls or polybrominated diphenyl ethers in concentrations exceeding 0.1 weight % and 0.01 weight % for cadmium, except where allowed pursuant to the exemptions set in Schedule 2 of the Rule.

## Restriction on Hazardous Substances statement (Turkey)

Türkiye Cumhuriyeti: EEE Yönetmeliğine Uygundur

## Restriction on Hazardous Substances statement (Ukraine)

Обладнання відповідає вимогам Технічного регламенту щодо обмеження використання деяких небезпечних речовин в електричному та електронному обладнанні, затвердженого постановою Кабінету Міністрів України від 3 грудня 2008 № 1057

## Substances Table (China)

产品中有害物质或元素的名称及含量  
根据中国《电器电子产品有害物质限制使用管理办法》

部件名称	有害物质					
	铅 (Pb)	汞 (Hg)	镉 (Cd)	六价铬 (Cr(VI))	多溴联苯 (PBB)	多溴二苯醚 (PBDE)
打印引擎	X	0	0	0	0	0
复印机组件	X	0	0	0	0	0
控制面板	X	0	0	0	0	0
塑料外壳	0	0	0	0	0	0
格式化板组件	X	0	0	0	0	0

本表格依据SJ/T 11364 的规定编制。

0：表示该有害物质在该部件所有均质材料中的含量均在GB/T 26572 规定的限量要求以下。

X：表示该有害物质至少在该部件的某一均质材料中的含量超出GB/T 26572 规定的限量要求。

此表中所有名称中含“X”的部件均符合欧盟 RoHS 立法。

注：环保使用期限的参考标识取决于产品正常工作的温度和湿度等条件

## Material Safety Data Sheet (MSDS)

Material Safety Data Sheets (MSDS) for supplies containing chemical substances (for example, toner) can be obtained by accessing the HP Web site at [www.hp.com/go/msds](http://www.hp.com/go/msds).

## EPEAT

Many HP products are designed to meet EPEAT. EPEAT is a comprehensive environmental rating that helps identify greener electronics equipment. For more information on EPEAT go to [www.epeat.net](http://www.epeat.net). For information on HP's EPEAT registered products go to [www.hp.com/hpinfo/globalcitizenship/environment/pdf/epeat\\_printers.pdf](http://www.hp.com/hpinfo/globalcitizenship/environment/pdf/epeat_printers.pdf).

## Substances Table (Taiwan)

### 限用物質含有情況標示聲明書

Declaration of the Presence Condition of the Restricted Substances Marking

若要存取產品的最新使用指南或手冊，請前往 <http://www.hp.com/support>。選取**搜尋您的產品**，然後依照畫面上的指示繼續執行。

To access the latest user guides or manuals for your product. Go to

<http://www.support.hp.com>. Select **Find your product**, and then follow the on-screen instructions.

單元 Unit	限用物質及其化學符號 Restricted substances and its chemical symbols					
	鉛Lead (Pb)	汞Mercury (Hg)	鎘 Cadmium (Cd)	六價鉻 Hexavalent chromium (Cr <sup>+6</sup> )	多溴聯苯 Polybrominated biphenyls (PBB)	多溴二苯醚 Polybrominated diphenyl ethers (PBDE)
列印引擎 Print engine	—	○	○	○	○	○
復印機組件 Copier assembly	—	○	○	○	○	○
控制面板 Control panel	—	○	○	○	○	○
塑膠外殼 Plastic housing parts	○	○	○	○	○	○
格式化組件 Formatter	—	○	○	○	○	○
<p>備考1. “超出0.1 wt %”及“超出0.01 wt %”係指限用物質之百分比含量超出百分比含量基準值。 Note 1 : “Exceeding 0.1 wt %” and “exceeding 0.01 wt %” indicate that the percentage content of the restricted substance exceeds the reference percentage value of presence condition.</p> <p>備考2. “○”係指該項限用物質之百分比含量未超出百分比含量基準值。 Note 2 : “○” indicates that the percentage content of the restricted substance does not exceed the percentage of reference value of presence.</p> <p>備考3. “—”係指該項限用物質為排除項目。 Note 3 : The “—” indicates that the restricted substance corresponds to the exemption.</p>						

## For more information

To obtain information about these environmental topics:

- Product environmental profile sheet for this and many related HP products
- HP's commitment to the environment
- HP's environmental management system
- HP's end-of-life product return and recycling program
- Material Safety Data Sheets

Visit [www.hp.com/go/environment](http://www.hp.com/go/environment).

Also, visit [www.hp.com/recycle](http://www.hp.com/recycle).

---

## 6 Regulatory information

- [Declaration of conformity](#)
- [Declaration of conformity](#)
- [Declaration of conformity](#)
- [Declaration of conformity](#)
- [Regulatory statements](#)

# Declaration of conformity

## Declaration of Conformity

according to ISO/IEC 17050-1 and EN 17050-1

**Manufacturer's Name:** HP Inc. DoC #: BOISB-1602-00- R1 Original/en

**Manufacturer's Address:** 11311 Chinden Boulevard  
Boise, Idaho 83714-1021, USA

declares, under its sole responsibility that the product

**Product Name and Model:** <sup>1)</sup> HP LaserJet Managed MFP E72525dn; HP LaserJet Managed MFP E72530dn; HP LaserJet Managed MFP E72535dn

**Regulatory Model Number:** <sup>2)</sup> BOISB-1602-00

**Product Accessories:** Y1G17A (HP LaserJet Workgroup Cabinet), Y1F97A (HP LaserJet Dual Cassette Workgroup Feeder), Y1F99A (HP LaserJet 2000 Sheet High Capacity Tray), Y1G24A (HP LaserJet Spacer Accessory), Y1G23A (HP LaserJet Second Exit Accessory), Y1G00A (HP LaserJet Inner Finisher), Y1G18A (HP LaserJet Stapler/Stacker Finisher), Y1G07A (HP LaserJet Booklet Finisher), Y1G02A (HP LaserJet Inner Finisher Hole 2/3 Punch), Y1G03A (HP LaserJet Inner Finisher Hole 2/4 Punch), Y1G04A (HP LaserJet Inner Finisher Swedish Punch), Y1G10A HP LaserJet Hole Punch 2/3 Accessory, Y1G11A (HP LaserJet Hole Punch 2/4 Accessory), Y1G12A (HP LaserJet Hole Punch Swedish Accessory), Y1G22A (HP LaserJet Paper Tray Heater Accessory).

**Toner Cartridges:** W9005MC (Black)

conforms to the following Product Specifications and Regulations:

**EMC:** CISPR 22:2008 Class A<sup>3)</sup>  
CISPR 32:2012 Class A<sup>3)</sup>  
EN 55032:2012 Class A<sup>3)</sup>  
EN 61000-3-2:2014  
EN 61000-3-3:2013  
EN 55024:2010  
FCC CFR 47 Part 15  
ICES-003, Issue 6

**SAFETY:** EN 60950-1:2006 +A11:2009 +A1:2010 +A12:2011 +A2:2013 /+AC:2011  
IEC 60950-1:2005 +A1:2009 +A2:2013  
EN 60825-1:2014 (Class 1 Laser Product)  
IEC 60825-1:2014 (Class 1 Laser Product)  
EN 62471-1:2008  
IEC 62471-1:2006  
EN 62479:2010  
IEC 62479:2010  
EN 62311:2008  
IEC 62311:2007

**RoHS:** EN 50581:2012

The product herewith complies with the requirements of the Low Voltage Directive 2014/35/EU, the EMC Directive 2014/30/EU and the RoHS Directive 2011/65/EU and carries the  marking accordingly.

This device complies with part 15 of the FCC Rules. Operation is subject to the following two conditions:

(1) This device may not cause harmful interference, and (2) this device must accept any interference received, including Interference that may cause undesired operation.

**Additional Information:**

1. This product was tested in a typical HP environment.
2. This product is assigned a Regulatory Model Number which stays with the regulatory aspects of the design. The Regulatory Model Number is the main product identifier in the regulatory documentation and test reports; this number should not be confused with the marketing name or the product numbers.
3. The product meets the requirements of EN 55032 and CNS13483 Class A in which case the following applies: "Warning – This is a Class A product. In a domestic environment this product may cause radio interference in which case the user may be required to take adequate measures."

**Boise, Idaho USA**

**04-01-2017**

**Local contact for regulatory topics only:**

U.S.: HP Inc., 1501 Page Mill Road, Palo Alto, CA 94304 650-857-1501

EU: HP Deutschland GmbH, HQ-TRE, 71025 Boeblingen, Germany

[www.hp.eu/certificates](http://www.hp.eu/certificates)

# Declaration of conformity

## Declaration of Conformity

according to ISO/IEC 17050-1 and EN 17050-1

**Manufacturer's Name:** HP Inc. DoC #: BOISB-1602-01 - R1 Original/en

**Manufacturer's Address:** 11311 Chinden Boulevard  
Boise, Idaho 83714-1021, USA

**declares, under its sole responsibility that the product**

**Product Name and Model:**<sup>1)</sup> HP LaserJet Managed Flow MFP E72525z; HP LaserJet Managed Flow MFP E72530z; HP LaserJet Managed Flow MFP E72535z

**Regulatory Model Number:**<sup>2)</sup> BOISB-1602-01

**Product Accessories:** Y1G17A (HP LaserJet Workgroup Cabinet), Y1F97A (HP LaserJet Dual Cassette Workgroup Feeder), Y1F99A (HP LaserJet 2000 Sheet High Capacity Tray), Y1G24A (HP LaserJet Spacer Accessory), Y1G23A (HP LaserJet Second Exit Accessory), Y1G00A (HP LaserJet Inner Finisher), Y1G18A (HP LaserJet Stapler/Stacker Finisher), Y1G07A (HP LaserJet Booklet Finisher), Y1G02A (HP LaserJet Inner Finisher Hole 2/3 Punch), Y1G03A (HP LaserJet Inner Finisher Hole 2/4 Punch), Y1G04A (HP LaserJet Inner Finisher Swedish Punch), Y1G10A HP LaserJet Hole Punch 2/3 Accessory, Y1G11A (HP LaserJet Hole Punch 2/4 Accessory), Y1G12A (HP LaserJet Hole Punch Swedish Accessory), Y1G22A (HP LaserJet Paper Tray Heater Accessory).

**conforms to the following Product Specifications and Regulations:**

**EMC:** CISPR 22:2008 Class A<sup>3)</sup>  
CISPR 32:2012 Class A<sup>3)</sup>  
EN 55032:2012 Class A<sup>3)</sup>  
EN 61000-3-2:2014  
EN 61000-3-3:2013  
EN 55024:2010  
FCC 47 CFR Part 15  
ICES-003, Issue 6

**SAFETY:** EN 60950-1:2006 +A11:2009 +A1:2010 +A12:2011 +A2:2013 /+AC:2011  
IEC 60950-1:2005 +A1:2009 +A2:2013  
EN 60825-1:2014 (Class 1 Laser Product)  
IEC 60825-1:2014 (Class 1 Laser Product)  
EN 62471-1:2008  
IEC 62471-1:2006  
EN 62479:2010  
IEC 62479:2010  
EN 62311:2008  
IEC 62311:2007

**RoHS:** EN 50581:2012



The product herewith complies with the requirements of the Low Voltage Directive 2014/35/EU, the EMC Directive 2014/30/EU and the RoHS Directive 2011/65/EU and carries the  marking accordingly.

This device complies with part 15 of the FCC Rules. Operation is subject to the following two conditions:

(1) This device may not cause harmful interference, and (2) this device must accept any interference received, including Interference that may cause undesired operation.

**Additional Information:**

1. This product was tested in a typical HP environment.
2. This product is assigned a Regulatory Model Number which stays with the regulatory aspects of the design. The Regulatory Model Number is the main product identifier in the regulatory documentation and test reports; this number should not be confused with the marketing name or the product numbers.
3. The product meets the requirements of EN 55032 and CNS13483 Class A in which case the following applies: "Warning – This is a Class A product. In a domestic environment this product may cause radio interference in which case the user may be required to take adequate measures."

**Boise, Idaho USA**

**04-01-2017**

**Local contact for regulatory topics only:**

U.S. HP Inc., 1501 Page Mill Road, Palo Alto, CA 94304 650-857-1501

EU: HP Deutschland GmbH, HQ-TRE, 71025 Boeblingen, Germany

[www.hp.eu/certificates](http://www.hp.eu/certificates)

# Declaration of conformity

## Declaration of Conformity

according to ISO/IEC 17050-1 and EN 17050-1

**Manufacturer's Name:** HP Inc. DoC #: BOISB-1603-00- R1 Original/en

**Manufacturer's Address:** 11311 Chinden Boulevard  
Boise, Idaho 83714-1021, USA

declares, under its sole responsibility that the product

**Product Name and Model:** <sup>1)</sup> HP Color LaserJet Managed MFP E77822dn; HP Color LaserJet Managed MFP E77825dn; HP Color LaserJet Managed MFP E77830dn

**Regulatory Model Number:** <sup>2)</sup> BOISB-1603-00

**Product Accessories:** Y1G17A (HP LaserJet Workgroup Cabinet), Y1F97A (HP LaserJet Dual Cassette Workgroup Feeder), Y1F99A (HP LaserJet 2000 Sheet High Capacity Tray), Y1G24A (HP LaserJet Spacer Accessory), Y1G23A (HP LaserJet Second Exit Accessory), Y1G00A (HP LaserJet Inner Finisher), Y1G18A (HP LaserJet Stapler/Stacker Finisher), Y1G07A (HP LaserJet Booklet Finisher), Y1G02A (HP LaserJet Inner Finisher Hole 2/3 Punch), Y1G03A (HP LaserJet Inner Finisher Hole 2/4 Punch), Y1G04A (HP LaserJet Inner Finisher Swedish Punch), Y1G10A HP LaserJet Hole Punch 2/3 Accessory, Y1G11A (HP LaserJet Hole Punch 2/4 Accessory), Y1G12A (HP LaserJet Hole Punch Swedish Accessory), Y1G22A (HP LaserJet Paper Tray Heater Accessory).

**Toner Cartridges:** W9040MC (Black); W9041MC (Cyan); W9042MC (Yellow); W9043MC (Magenta)

conforms to the following Product Specifications:

**EMC:** CISPR 22:2008 Class A<sup>3)</sup>  
CISPR 32:2012 Class A<sup>3)</sup>  
EN 55032:2012 Class A<sup>3)</sup>  
EN 61000-3-2:2014  
EN 61000-3-3:2013  
EN 55024:2010  
FCC 47 CFR Part 15  
ICES-003, Issue 6

**SAFETY:** EN 60950-1:2006 +A11:2009 +A1:2010 +A12:2011 +A2:2013 /+AC:2011  
IEC 60950-1:2005 +A1:2009 +A2:2013  
EN 60825-1:2014 (Class 1 Laser Product)  
IEC 60825-1:2014 (Class 1 Laser Product)  
EN 62471-1:2008  
IEC 62471-1:2006  
EN 62479:2010  
IEC 62479:2010  
EN 62311:2008  
IEC 62311:2007

**RoHS:** EN 50581:2012

The product herewith complies with the requirements of the Low Voltage Directive 2014/35/EU, the EMC Directive 2014/30/EU and the RoHS Directive 2011/65/EU and carries the  marking accordingly.

This device complies with part 15 of the FCC Rules. Operation is subject to the following two conditions:

(1) This device may not cause harmful interference, and (2) this device must accept any interference received, including Interference that may cause undesired operation.

**Additional Information:**

1. This product was tested in a typical HP environment.
2. This product is assigned a Regulatory Model Number which stays with the regulatory aspects of the design. The Regulatory Model Number is the main product identifier in the regulatory documentation and test reports; this number should not be confused with the marketing name or the product numbers.
3. The product meets the requirements of EN 55032 and CNS13483 Class A in which case the following applies: "Warning – This is a Class A product. In a domestic environment this product may cause radio interference in which case the user may be required to take adequate measures."

**Boise, Idaho USA**

**04-01-2017**

**Local contact for regulatory topics only:**

U.S. HP Inc., 1501 Page Mill Road, Palo Alto, CA 94304 650-857-1501

EU: HP Deutschland GmbH, HQ-TRE, 71025 Boeblingen, Germany

[www.hp.eu/certificates](http://www.hp.eu/certificates)

# Declaration of conformity

## Declaration of Conformity

according to ISO/IEC 17050-1 and EN 17050-1

**Manufacturer's Name:** HP Inc. DoC #: BOISB-1603-01 - R1 Original/en

**Manufacturer's Address:** 11311 Chinden Boulevard  
Boise, Idaho 83714-1021, USA

declares, under its sole responsibility that the product

**Product Name and Model:** <sup>1)</sup> HP Color LaserJet Managed Flow MFP E77822z; HP Color LaserJet Managed Flow MFP E77825z; HP Color LaserJet Managed Flow MFP E77830z

**Regulatory Model Number:** <sup>2)</sup> BOISB-1603-01

**Product Accessories:** Y1G17A (HP LaserJet Workgroup Cabinet), Y1F97A (HP LaserJet Dual Cassette Workgroup Feeder), Y1F99A (HP LaserJet 2000 Sheet High Capacity Tray), Y1G24A (HP LaserJet Spacer Accessory), Y1G23A (HP LaserJet Second Exit Accessory), Y1G00A (HP LaserJet Inner Finisher), Y1G18A (HP LaserJet Stapler/Stacker Finisher), Y1G07A (HP LaserJet Booklet Finisher), Y1G02A (HP LaserJet Inner Finisher Hole 2/3 Punch), Y1G03A (HP LaserJet Inner Finisher Hole 2/4 Punch), Y1G04A (HP LaserJet Inner Finisher Swedish Punch), Y1G10A HP LaserJet Hole Punch 2/3 Accessory, Y1G11A (HP LaserJet Hole Punch 2/4 Accessory), Y1G12A (HP LaserJet Hole Punch Swedish Accessory), Y1G22A (HP LaserJet Paper Tray Heater Accessory).

**Toner Cartridges:** W9040MC (Black); W9041MC (Cyan); W9042MC (Yellow); W9043MC (Magenta)

conforms to the following Product Specifications:

**EMC:** CISPR 22:2008 Class A<sup>3)</sup>  
CISPR 32:2012 Class A<sup>3)</sup>  
EN 55032:2012 Class A<sup>3)</sup>  
EN 61000-3-2:2014  
EN 61000-3-3:2013  
EN 55024:2010  
FCC 47 CFR Part 15  
ICES-003, Issue 6

**SAFETY:** EN 60950-1:2006 +A11:2009 +A1:2010 +A12:2011 +A2:2013 /+AC:2011  
IEC 60950-1:2005 +A1:2009 +A2:2013  
EN 60825-1:2014 (Class 1 Laser Product)  
IEC 60825-1:2014 (Class 1 Laser Product)  
EN 62471-1:2008  
IEC 62471-1:2006  
EN 62479:2010  
IEC 62479:2010  
EN 62311:2008  
IEC 62311:2007

**RoHS:** EN 50581:2012

The product herewith complies with the requirements of the Low Voltage Directive 2014/35/EU, the EMC Directive 2014/30/EU and the RoHS Directive 2011/65/EU and carries the  marking accordingly.

This device complies with part 15 of the FCC Rules. Operation is subject to the following two conditions:

(1) This device may not cause harmful interference, and (2) this device must accept any interference received, including Interference that may cause undesired operation.

**Additional Information:**

1. This product was tested in a typical HP environment.
2. This product is assigned a Regulatory Model Number which stays with the regulatory aspects of the design. The Regulatory Model Number is the main product identifier in the regulatory documentation and test reports; this number should not be confused with the marketing name or the product numbers.
3. The product meets the requirements of EN 55032 and CNS13483 Class A in which case the following applies: "Warning – This is a Class A product. In a domestic environment this product may cause radio interference in which case the user may be required to take adequate measures."

**Boise, Idaho USA**

**04-01-2017**

**Local contact for regulatory topics only:**

U.S. HP Inc., 1501 Page Mill Road, Palo Alto, CA 94304 650-857-1501

EU: HP Deutschland GmbH, HQ-TRE, 71025 Boeblingen, Germany

[www.hp.eu/certificates](http://www.hp.eu/certificates)


# Regulatory statements

## Regulatory Model Identification Numbers

For regulatory identification purposes, your product is assigned a Regulatory Model Number. The Regulatory Model Numbers for your products are: BOISB-1602-00, BOISB-1602-01, BOISB 1603-00, BOISB 1603-01. These regulatory numbers should not be confused with the marketing name HP LaserJet E72500, HP Color LaserJet E77800 or the product number X3A60A.

## FCC regulations

This equipment has been tested and found to comply with the limits for a Class A digital device, pursuant to Part 15 of the FCC rules. These limits are designed to provide reasonable protection against harmful interference when the equipment is operated in a commercial environment. This equipment generates, uses, and can radiate radio frequency energy, and if not installed and used in accordance with the instruction manual, may cause harmful interference to radio communications. Operation of this equipment in a residential area is likely to cause harmful interference in which case the user will be required to correct the interference at his own expense.

 **NOTE:** Any changes or modifications to the printer that are not expressly approved by HP could void the user's authority to operate this equipment.

Use of a shielded interface cable is required to comply with the Class A limits of Part 15 of FCC rules.

## Canada - Industry Canada ICES-003 Compliance Statement

CAN ICES-3(A)/NMB-3(A)

## EMC statement (Korea)

A 급 기기 (업무용 방송통신기자재):	이 기기는 업무용(A급)으로 전자파적합등록을 한 기기이오니 판매자 또는 사용자는 이점을 주의하시기 바라며, 가정 외의 지역에서 사용하는 것을 목적으로 합니다.
--------------------------	--

## EMC statement (China)

此为 A 级产品，在生活环境中，该产品可能会造成无线电干扰。在这种情况下，可能需要用户对其干扰采取切实可行的措施。

## EMI statement (Taiwan)

**警告使用者：**  
這是甲類的資訊產品，在居住的環境中使用時，可能會造成射頻干擾，在這種情況下，使用者會被要求採取某些適當的對策。

## Power cord instructions

Make sure your power source is adequate for the product voltage rating. The voltage rating is on the product label. The product uses either 110-127 Vac or 220-240 Vac and 50/60 Hz.

Connect the power cord between the product and a grounded AC outlet.

---

**⚠ CAUTION:** To prevent damage to the product, use only the power cord that is provided with the product.

---

## Laser safety

The Center for Devices and Radiological Health (CDRH) of the U.S. Food and Drug Administration has implemented regulations for laser products manufactured since August 1, 1976. Compliance is mandatory for products marketed in the United States. The device is certified as a “Class 1” laser product under the U.S. Department of Health and Human Services (DHHS) Radiation Performance Standard according to the Radiation Control for Health and Safety Act of 1968. Since radiation emitted inside the device is completely confined within protective housings and external covers, the laser beam cannot escape during any phase of normal user operation.

---

**⚠ WARNING!** Using controls, making adjustments, or performing procedures other than those specified in this user guide may result in exposure to hazardous radiation.

---

## Laser statement for Finland

### Luokan 1 laserlaite

HP LaserJet Managed Flow MFP E72525z, Flow MFP E72530z, Flow MFP E72535z, MFP E72525dn, MFP E72530dn, MFP E72535dn; HP Color LaserJet Managed MFP E77822dn, MFP E77825dn, MFP E77830dn, Flow MFP E77822z, Flow MFP E77825z, Flow MFP E77830z, laserkirjoitin on käyttäjän kannalta turvallinen luokan 1 laserlaite. Normaalisissa käytössä kirjoittimen suojakotelointi estää lasersäteen pääsyn laitteen ulkopuolelle. Laitteen turvallisuusluokka on määritetty standardin EN 60825-1 (2014) mukaisesti.

### VAROITUS!

Laitteen käyttäminen muulla kuin käyttöohjeessa mainitulla tavalla saattaa altistaa käyttäjän turvallisuusluokan 1 ylittävälle näkymättömälle lasersäteilylle.

### WARNING!

Om apparaten används på annat sätt än i bruksanvisning specificerats, kan användaren utsättas för osynlig laserstrålning, som överskrider gränsen för laserklass 1.

### HUOLTO

HP LaserJet Managed Flow MFP E72525z, Flow MFP E72530z, Flow MFP E72535z, MFP E72525dn, MFP E72530dn, MFP E72535dn; HP Color LaserJet Managed MFP E77822dn, MFP E77825dn, MFP E77830dn, Flow MFP E77822z, Flow MFP E77825z, Flow MFP E77830z - kirjoittimen sisällä ei ole käyttäjän huollettavissa olevia kohteita. Laitteen saa avata ja huoltaa ainoastaan sen huoltamiseen koulutettu henkilö. Tällaiseksi huoltotoimenpiteeksi ei katsota väriainekasetin vaihtamista, paperiradan puhdistusta tai muita käyttäjän käsikirjassa lueteltuja, käyttäjän tehtäväksi tarkoitettuja ylläpitotoimia, jotka voidaan suorittaa ilman erikoistyökaluja.

### VARO!

Mikäli kirjoittimen suojakotelo avataan, olet alttiina näkymättömälle lasersäteilylle laitteen ollessa toiminnassa. Älä katso säteeseen.

**VARNING !**

Om laserprinterns skyddshölje öppnas då apparaten är i funktion, utsätts användaren för osynlig laserstrålning. Betrakta ej strålen.

Tiedot laitteessa käytettävän laserdiodin säteilyominaisuuksista: Aallonpituus 775-795 nm Teho 5 m W Luokan 3B laser.

**Nordic Statements (Denmark, Finland, Norway, Sweden)****Denmark:**

Apparatets stikprop skal tilsattes en stikkontakt med jord, som giver forbindelse til stikproppens jord.

**Finland:**

Laite on liitettävä suojakoskettimilla varustettuun pistorasiaan.

**Norway:**

Apparatet må tilkoples jordet stikkontakt.

**Sweden:**

Apparaten skall anslutas till jordat uttag.



## GS statement (Germany)

Das Gerät ist nicht für die Benutzung im unmittelbaren Gesichtsfeld am Bildschirmarbeitsplatz vorgesehen. Um störende Reflexionen am Bildschirmarbeitsplatz zu vermeiden, darf dieses Produkt nicht im unmittelbaren Gesichtsfeld platziert werden.

Das Gerät ist kein Bildschirmarbeitsplatz gemäß BildscharbV. Bei ungünstigen Lichtverhältnissen (z. B. direkte Sonneneinstrahlung) kann es zu Reflexionen auf dem Display und damit zu Einschränkungen der Lesbarkeit der dargestellten Zeichen kommen.

Die Bilddarstellung dieses Gerätes ist nicht für verlängerte Bildschirmtätigkeiten geeignet.

## Eurasian Conformity (Belarus, Kazakhstan, Russia)



### Өндіруші және өндіру мерзімі

HP Inc. Мекенжайы: 1501 Page Mill Road, Palo Alto, California 94304, U.S.

Өнімнің жасалу мерзімін табу үшін өнімнің қызмет көрсету жапсырмасындағы 10 таңбадан тұратын сериялық нөмірін қараңыз.

4-ші, 5-ші және 6-шы сандар өнімнің жасалған жылы мен аптасын көрсетеді. 4-ші сан жылын көрсетеді, мысалы «3» саны «2013» дегенді білдіреді.

5-ші және 6-шы сандары берілген жылдың қай аптасында жасалғанын көрсетеді, мысалы, «12» саны «12-ші» апта дегенді білдіреді.

### Жергілікті өкілдіктері:

**Ресей:** 000 "ЭйчПи Инк",

Ресей Федерациясы, 125171, Мәскеу, Ленинград шоссесі, 16А блок 3,

Телефон/факс: +7 495 797 35 00 / +7 499 92132 50

**Қазақстан:** "ЭйчПи Глобал Трэйдинг Би.Ви." компаниясының Қазақстандағы филиалы, Қазақстан Республикасы, 050040, Алматы к., Бостандық ауданы, Әл-Фараби даңғылы, 77/7,

Телефон/факс: +7 727 355 35 52



## **Производитель и дата производства**

HP Inc. Адрес: 1501 Page Mill Road, Palo Alto, California 94304, U.S.

Дата производства зашифрована в 10-значном серийном номере, расположенном на наклейке со служебной информацией изделия.

4-я, 5-я и 6-я цифры обозначают год и неделю производства. 4-я цифра обозначает год, например, «3» обозначает, что изделие произведено в «2013» году.

5-я и 6-я цифры обозначают номер недели в году производства, например, «12» обозначает «12-ю» неделю.

## **Местные представители:**

**Россия:** ООО "ЭйчПи Инк",

Российская Федерация, 125171, г. Москва, Ленинградское шоссе, 16А, стр.3,

Телефон/факс: +7 495 797 35 00 / +7 499 92132 50

**Казахстан:** Филиал компании "ЭйчПи Глобал Трэйдинг Би.Ви.", Республика Казахстан, 050040, г.

Алматы, Бостандыкский район, проспект Аль-Фараби, 77/7, Телефон/факс: + 7 727 355 35 52

# Index

## A

accessories  
weight 17  
accessories,  
dimensions 17  
acoustic specifications 18  
alternative letterhead mode 26, 30  
anticounterfeit supplies 60

## B

batteries included 71  
bin, output  
locating 3

## C

cartridges  
non-HP 59  
recycling 71  
warranty 57  
control panel  
locating 3  
locating features 6  
counterfeit supplies 60  
customer support  
online 67

## D

dimensions,  
accessories 17  
printer 17  
disposal, end-of-life 71  
drivers, supported 14  
duplex printing  
Mac 35  
duplex printing (double-sided)  
settings (Windows) 32

## E

electrical specifications 18

electronic hardware recycling 73  
end-of-life disposal 71  
energy use, optimizing 20  
environmental stewardship  
program 69  
Ethernet (RJ-45)  
locating 5  
Eurasian conformity 91

## F

FCC regulations 88  
Finnish laser safety statement 89  
formatter  
locating 4  
fraud Web site 60

## H

hardware recycling, Brazil 74  
Help button  
locating 6  
Hi-Speed USB 2.0 printing port  
locating 5  
Home button  
locating 6  
HP Customer Care 67  
HP fraud Web site 60

## I

input tray  
loading 24  
interface ports  
locating 5

## J

jams  
locations 40

## K

keypad  
locating 3

Korean EMC statement 88

## L

labels  
printing (Windows) 33  
LAN port  
locating 5  
laser safety statements 89  
license, software 62  
loading paper  
input tray 24  
Tray 2 27  
local area network (LAN)  
locating 5

## M

material restrictions 71  
Material Safety Data Sheet (MSDS)  
76  
memory  
included 8  
memory chip, toner cartridge  
description 61  
mercury-free product 71  
mobile printing, software supported  
16  
multiple pages per sheet  
printing (Mac) 35  
printing (Windows) 32

## N

networks  
supported 8  
non-HP supplies 59

## O

on/off button  
locating 3  
online support 67

operating systems, supported 14

output bin  
locating 3

## P

pages per minute 8  
pages per sheet  
selecting (Mac) 35  
selecting (Windows) 32  
paper jams  
locations 40  
paper type  
selecting (Windows) 33  
paper types  
selecting (Mac) 35  
ports  
locating 5  
power  
consumption 18  
power connection  
locating 3  
power switch  
locating 3  
power usage  
1 watt or less 20  
print drivers, supported 14  
print on both sides  
Mac 35  
printer  
weight 17  
printer,  
dimensions 17  
printing on both sides  
settings (Windows) 32  
product number  
locating 4

## R

recycling 71  
electronic hardware 73

## S

safety statements 89  
serial number  
locating 4  
Sign In button  
locating 6  
Sign Out button  
locating 6  
sleep mode 20

software  
software license agreement 62  
special paper  
printing (Windows) 33  
specifications  
electrical and acoustic 18  
speed, optimizing 20  
Start Copy button  
locating 6  
supplies  
counterfeit 60  
non-HP 59  
recycling 71  
support  
online 67  
system requirements  
minimum 15

## T

Taiwan EMI statement 88  
technical support  
online 67  
toner cartridges  
memory chips 61  
non-HP 59  
recycling 71  
warranty 57  
touchscreen  
locating features 6  
transparencies  
printing (Windows) 33  
Tray 1  
jams, clearing 41  
Tray 2  
jams, clearing 42  
loading 27  
Tray 3  
jams, clearing 42  
trays  
capacity 8  
included 8  
jams, clearing 42  
locating 3  
two-sided printing  
settings (Windows) 32

## U

USB port  
locating 5

## W

warranty  
customer self repair 66  
license 62  
product 46  
toner cartridges 57  
waste disposal 73  
Web sites  
customer support 67  
fraud reports 60  
Material Safety Data Sheet  
(MSDS) 76  
weight,  
accessories 17  
printer 17  
Wi-Fi Direct printing 16