

EPSON[®]
EXCEED YOUR VISION

WORKFORCE[®] ENTERPRISE

A3 COLOR MULTIFUNCTION
NETWORK PRINTERS



Epson WF-C17590

Epson WF-C20590



When you think of Epson, what do you think?

Epson is a leading provider of innovative technology solutions that help businesses succeed. In fact, you'll find our projectors, scanners and printers — and even robots — hard at work in companies all over the globe.

Here are just a few facts about Epson you may find surprising.

- 1 A legacy of innovation:** Seiko Epson Corporation holds 1,620 U.S. patents (50,000 patents globally) in imaging and printing technology.
- 2 Market leadership:** Epson is the #1 provider of point-of-sale printers, worldwide. But, our leadership doesn't stop there. We also offer the best-selling projectors in the world.
- 3 Global presence:** Epson has 23 manufacturing locations around the world, providing the infrastructure needed to reach a global marketplace.
- 4 Extensive expertise:** Over 1,000 engineers are continually pioneering groundbreaking Epson® technology.
- 5 Great accountability:** Epson provides a single source for your business technology needs. And, we give you added peace of mind with world-class service and support.



Introducing the **NEW WorkForce Enterprise series.**

The head of its class, by far.

ENTERPRISE

Productivity that puts you ahead of the game

- > **Breakthrough print speed** — up to 100 ISO ppm[†], the fastest in its class¹
- > **Expedite your workflow** — 5,350-page maximum paper capacity² for high-volume printing
- > **Work smarter** — dual-head, single-pass scanner simultaneously scans both sides of 2-sided documents at up to 110 ipm³
- > **Optional professional finisher** — the perfect solution for stacking, stapling and more

Quality without compromise

- > **Professional-quality output** — advanced PrecisionCore[®] Line Head Technology delivers impressive charts, presentations and more
- > **Maximum impact, minimal costs** — high-resolution output from a cost-effective network MFP

So easy, it practically runs itself

- > **Do more, with an intuitive user interface** — scan to email or the cloud⁴, all from a user-friendly 9" touchscreen
- > **Print from wherever business takes you** — features Epson Connect[™] solutions, offering a full suite of mobile printing capabilities⁵

Affordable operation — that's the bottom line

- > **Conserve energy** — up to 50 percent lower power consumption than color lasers¹
- > **Works with 110 V panels** — electrical retrofitting not required
- > **Manage your printer fleet and keep costs in check** — compatible with third-party software solutions for managing usage limitations, user authentication and more

A smarter approach to **productivity.**

What if your business printer could deliver speeds up to 100 ISO ppm[†], while still maintaining professional-quality output? What if it came from a department MFP designed to deliver everything that large workgroups need, with minimal hassle — because any downtime equals lost productivity.

Well, “what if” is now “what is”.

There’s fast — and then there’s **Epson WorkForce Enterprise fast**

Touting the fastest print speed in its class[‡], the WF-C20590 powers through any task — for record-breaking turnaround times. Walk up and print. There’s no need to wait for a long warmup sequence. And, you can even print 2-sided, with duplex print speeds that exceed many competitors’ simplex print speeds.



Duplex



Simplex

A simple print mechanism ensures ultra fast throughput, for remarkable turnaround times.

Epson brings the high-performance technology of our industrial-level presses to the business printer market. The result: a true paradigm shift for large workgroups and the way their business moves.



1 High-capacity cartridges, engineered for high-speed printing, yield up to 50,000 pages each*

SPEED

Engineered for efficiency



High-volume printing for hard-working groups

The WF-C20590 and WF-C17590 move at the speed of business with features built for high-volume print jobs, including a maximum paper capacity of 5,350² pages. There's no need for special "inkjet" paper; just load the trays and go. The printers come standard with four paper cassettes, and can accommodate an optional high-capacity input tray (sold separately). And, they feature the versatility that large workgroups need. You can even print on envelopes or 13" x 19" paper via the multipurpose tray.



2 Intuitive 9" touchscreen for easy navigation — scan to email, the cloud⁴ and more




3 A full suite of mobile printing capabilities⁵ to print from wherever business takes you



4 Dual-head, single-pass scanner simultaneously scans both sides of 2-sided documents at up to 110 ipm³

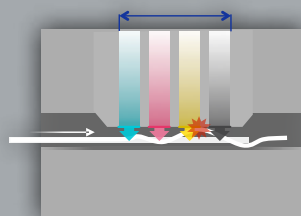
Inkjet vs. laser: Advantage inkjet.

Built with innovative PrecisionCore Line Head Technology, the WF-C20590 and WF-C17590 deliver consistent color, from print to print and year to year — for the life of the products. Nozzle Verification Technology helps to maintain print quality between cleaning cycles. And, unlike laser printers, there's no heat or direct paper contact involved in the printing process, which could degrade image quality.



Consistent color, print to print

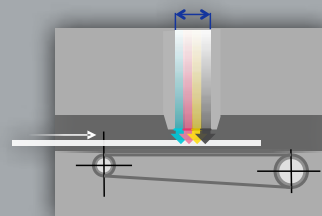
Inkjet printers avoid issues related to color degradation, since they do not use heat or pressure in the printing process.



Competitor

Roller delivery method

Paper is not held securely in place, which could result in defects




Epson Business Inkjet

Electrostatic transport belt

Paper held securely in place for more accurate print quality

Advanced paper path design

With a simple paper path and innovative design, the WF-C20590 and WF-C17590 offer remarkable reliability for high-speed print jobs.



Drum wears over time and needs to be replaced


Consistent high-quality output

Nozzle Verification Technology

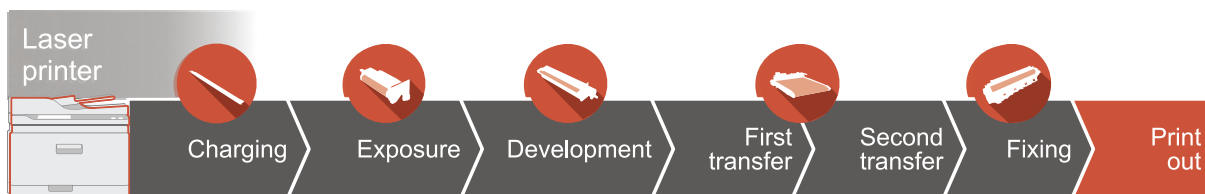
The printhead's advanced built-in sensing technology monitors nozzle health and automatically detects and adjusts printhead performance.

QUALITY

A simple design with fewer moving parts, plus PrecisionCore Line Head Technology, means fewer steps involved in the printing process.



Simple, cool, contactless technology



Complex technology using heat and pressure

DURABrite® Pro Ink


- Engineered for affordable, high-volume printing
- Formulated for higher-speed printing
- Sharp text and brighter colors for professional-quality results
- Fast-drying pigment ink for worry-free handling



PrecisionCore Line Head Technology

PrecisionCore is the next generation of inkjet printing technology, delivering fast printing with superior-quality results.

At the core of this proprietary technology is the PrecisionCore MicroTFP print chip, a digital chip that produces dots at the micron level — 1/100th the size of a human hair. It's this extraordinary focus on accuracy and detail that enables PrecisionCore to deliver outstanding image quality, whatever the task at hand.



With **PrecisionCore Line Head Technology**, only the paper moves — not the printhead, so you get more consistent color from print to print.



Print fearlessly, with fewer interruptions and lower running costs.

When considering total cost of operation for any business printer, one should consider factors over and above the costs related to power and supplies — costs such as service and support.

The WorkForce Enterprise series features a simple design with fewer moving parts than color lasers, resulting in less time and effort required for standard maintenance. Plus, with no heat involved in the printing process, the WF-C20590 and WF-C17590 consume less power than color lasers, resulting in more efficient operation.



**Vivid color. Fast print speeds. And
Epson world-class support.** You get
it all with the WorkForce Enterprise series.

EASE OF USE

Easy, hassle-free operation

The WorkForce Enterprise series makes it easy for large workgroups to print, copy, scan to email and more. When it comes to replacing the ink, there are no messy toner cartridges to deal with and no waiting for parts to cool. And, a simple paper path means less hassle.

This intuitive 9" interface makes it easy to do more — print, copy, scan — with just a touch



Easy access to the printers' five cartridges makes ink cartridge replacement fast and hassle free. And, there are no messy toner cartridges to deal with



(WF-C20590 shown)



High-capacity cartridges for fewer interruptions

Robust security support for added peace of mind.

Because the WF-C20590 and WF-C17590 deliver a host of data encryption features and do not include a permanent storage device, they're ideal for implementing corporate security measures.



Avoid information leaks — restrict printer privileges for up to 10 users per printer, by department or assignment



Protect confidential documents — PIN certification for job release



LDAP support — leverage existing company directory services



Secure device communications — supports common security protocols including IEEE 802.1x, IPsec and SSL/TLS for email or cloud access



Limit access by unauthorized PCs — restrict user access by filtering IP addresses and/or ports



IPv6 support — future-proof network compatibility and security



Both the WF-C20590 and WF-C17590 are compatible with third-party software solutions for managing usage limitations, user authentication and more.



PEACE OF MIND

Connectivity that large workgroups demand

The WorkForce Enterprise series makes it easy to print from wherever business takes you, giving you more flexibility, regardless of location.

The freedom to print from the office or on the road

Easily connect your WorkForce printer to the wireless network — 802.11n is supported⁶. With Epson Connect solutions, the printer works seamlessly with tablets, smartphones and other mobile devices⁵. It's the ideal choice, because business can happen virtually anywhere — from the boardroom to the tarmac.

Wired networking

Built-in Ethernet makes sharing the printer on your network quick and easy.



Streamlined configuration and **management** for your printer fleet.

Remotely configure or change device settings for up to 2,000 Epson networked printers and multifunction printers with Epson Device Admin, a powerful and intuitive print management solution that simplifies the installation, configuration and management of your networked printer fleet.



Epson Device Admin

Easy installation and **maintenance**

Ease the burden of IT administrators with fast, easy installation and maintenance.

- **Powerful utility software** — remotely set up and adjust settings for multiple printers
- **Advanced device configuration and monitoring** — Embedded Web Server (EWS)
- **Extensive drivers and utilities** — Windows®, Mac®, Universal driver; PCL7, PostScript®, scanner utilities, remote printing drivers and others



Keep costs in check with **convenient print management solutions**

Compatible with third-party Web-based applications such as Nuance, PaperCut MF and other workflows, the WorkForce Enterprise WF-C20590 and WF-C17590 make it easy to manage your printer fleet and protect information with usage limitations and user authentication features. **Supported applications include:**



Designed to work seamlessly in existing environments, the printers are also SAP® compatible.

CONSERVE

Cut costs with low power consumption

Because there's no heat involved in the printing process, the WF-C20590 and WF-C17590 consume up to 50 percent less power than color lasers¹, which in turn reduces running costs.

Electrical retrofitting **not required**

The WF-C20590 and WF-C17590 can be placed anywhere in the office — there are no special electrical requirements, such as a 220 V panel.



Better Products for a Better Future™

eco.epson.com

Epson WorkForce Enterprise WF-C20590 and WF-C17590 Multifunction Printers

Standard features

- 1 Security features
- 2 Fax
- 3 Wireless capabilities
- 4 PCL⁷ and PostScript
- 5 2,350-page paper capacity; four cassettes plus one multipurpose tray



Optional accessories



- 6 Professional finisher with bridge unit
the perfect solution for stacking, stapling, collating and more

- 7 Cassette lock
secures paper tray for added peace of mind



- 8 High-capacity input tray
to accommodate up to 3,000 additional pages for a total of 5,350 pages

Epson WorkForce Enterprise WF-C20590 and WF-C17590 MFP Specifications

LEGEND ■ Blue: WF-C20590 ■ Green: WF-C17590 ■ Black: Both

PRINT	
Printing Technology	PrecisionCore 4-color (CMYK) drop-on-demand line head inkjet technology
Maximum Print Resolution	600 x 2400 dpi
Print Speed[†]	100 ISO ppm (black/color)/75 ISO ppm (black/color)
Print Features	Simplex, Duplex, Collating, Rotate-sort, Mixed Paper Sizes, Secure Printing, Watermark, Poster Printing
MOBILE PRINTING AND SCANNING	
Epson Connect Solutions⁵	Epson Email Print, Epson Remote Print, Epson iPrint™ App (iOS®, Android™)
Other	Google Cloud Print™, Android printing, Fire™ OS printing, Mopria® Print Service, Scan to Cloud ⁴
COPY	
Copy Speed Flatbed^{††}	100 ISO cpm (black/color)/75 ISO cpm (black/color)
Copy Speed ADF^{††}	100 ISO cpm (simplex)/75 ISO cpm (simplex)
Copy Quantity	1 – 999
Maximum Copy Size	13" x 19"
Copy Resolution (dpi)	Maximum 600 x 1200 Document Table (input): text 300 x 600, text and image 300 x 600, text and image (best) 600 x 600, photo 300 x 600 Document Table (output): text 600 x 600, text and image 600 x 600, text and image (best) 600 x 600, photo 600 x 1200 ADF (input): text 300 x 400, text and image 300 x 400, text and image (best) 600 x 600, photo 300 x 400 ADF (output): text 600 x 600, text and image 600 x 600, text and image (best) 600 x 600, photo 600 x 1200
Copy Features	Automatic 1-sided to 2-sided, Fit to Page, Automatic Reduction and Enlargement (25 – 400%), ID Copy, Adjustable Copy Density, Collate 100 sheets, 1-sided to 2-sided, 2-sided to 1-sided, 2-sided to 2-sided, Adjustments — Density, Contrast, Color, Sharpness, Text Enhancement, Mixed Size Originals
SCAN	
Scanner Type	Color flatbed/Auto 2-sided ADF
Optical Resolution	1200 dpi
Hardware Resolution	1200 x 2400 dpi
Maximum Resolution	9600 dpi interpolated
Scanner Speed³	ADF Simplex 60 ipm/Duplex 110 ipm
Maximum Scan Bed Size	11.7" x 17"
Scan Features	Scan to PC (USB and network), Scan to Cloud ⁴ , Scan to Email (SSL), Network Folder, LDAP Support, Scan to Memory Card/Flash Drive, Scan to PDF, Remove Shadows/Punch Holes, Density Adjustment
FAX	
Type	Walk-up black-and-white and color
Modem	Up to 33.6 Kbps
Receive Memory	6MB
Transmission Paper Size	Flatbed: A5, Half Letter, B5, Letter, A4, Legal, B4, A3, 11" x 17" ADF: A5, B5, Letter, A4, Legal, B4, A3, 11" x 17"
Receiving Paper Size	A5, Half Letter, B5, Letter, A4, Legal, B4, A3, 11" x 17"
Speed Dial Numbers	Up to 2,000
Fax Features	Send/Receive/Fax to Email/Fax to Folder, Inbox, Password Delayed Send, Sharpness, Copy Ratio
AUTO DOCUMENT FEEDER	
Support Paper Thickness	52 – 160 g/m2, 16 lb – 40 lb
Paper Capacity/Number of Originals	150 sheets, 80 g/m2, 21 lb
Automatic 2-sided Scan/Copy/Fax	Yes
CONNECTIVITY	
Standard Connectivity	SuperSpeed USB 3.0 Wireless ⁵ Wi-Fi Direct ⁶ Ethernet — 1000Base-T/100Base-TX/10Base-T NFC ⁵
Operating Systems	Windows 10, Windows 8, 8.1 (32-bit, 64-bit), Windows 7 (32-bit, 64-bit), Windows Vista® (32-bit, 64-bit), Windows XP SP3 (32-bit), Windows XP Professional x64 Edition, Windows Server® 2003 SP2 ⁹ – Windows Server 2016 ⁹ , Mac OS X® 10.6.8 – macOS® 10.12.x ¹⁰
PAPER HANDLING	
Maximum Paper Size	Standard cassette up to 11" x 17" Multipurpose tray 13" x 47.2"
Paper Types	Plain Paper, Ultra Premium Presentation Paper Matte, Premium Presentation Paper Matte, Presentation Paper Matte, envelopes and card stock up to 350 g/m2 or 92 lb
Number of Paper Trays	4 standard cassette trays and 1 multipurpose tray; optional high-capacity input
Input Paper Capacity	2,350 sheets (550 x 4 standard trays, 150 x 1 multipurpose tray); optional high-capacity input: 3,000 sheets
Supported Paper Weights	Standard cassette trays: up to 160 g/m2 or 42 lb Multipurpose tray: up to 350 g/m2 or 92 lb
GENERAL	
Display	9.0" color touchscreen
Temperature	Operating: 50 ° to 95 ° F (10 ° to 35 ° C) Storage: -4 ° to 104 ° F (-20 ° to 40 ° C)
Relative Humidity	Operating: 15 – 85% Storage: 5 – 85% (no condensation)
Noise Level	Less than 75 dB
Rated Voltage	AC 100 – 120 V
Rated Frequency	50 – 60 Hz
Rated Current	9.0 – 4.5 A
Power Consumption (Approximate)	Standalone Copy Printing: 180 W/170 W Ready Mode: 77 W Sleep Mode: 1.1 W Maximum Power Consumption: 320 W/300 W
Country of Origin	Indonesia
Weight and Dimensions (W x D x H)	Printer: 26.5" x 29.8" x 48.5" Weight: 394.6 lb (printer), 410.3 lb (printer with supplies) Optional Bridge Unit: 19.1" x 26.3" x 40.9" Weight: 136.7 lb Optional Professional Finisher: 26.8" x 26.3" x 41.8" Weight: 91.7 lb Optional High-capacity Input Tray: 12.6" x 24.4" x 19.8" Weight: 60.2 lb
What's in the Box	WorkForce Enterprise WF-C20590 or C17590 MFP, instruction booklet, power cord, 5x DURABrite Pro Ink cartridges (2x Black ink cartridge and 3x color ink cartridges: 1x Cyan, 1x Magenta, 1x Yellow)
Software Available¹¹	Epson printer driver, PCL 5 driver emulation, PCL 6 driver emulation, Adobe® PostScript® 3™, Document Capture Pro
Warranty	90-day limited warranty; additional service options available through your reseller
INK	
Ink Type	DURABrite Pro pigment ink
Ink Cartridges	5x individual ink cartridges (1x Cyan, 1x Magenta, 1x Yellow and 2x Black)
Fade Resistance/Print Longevity¹²	Up to 84 years
Replacement Ink Cartridges[*]	T858/T887 High-capacity Ink Cartridges — Black, Cyan, Magenta, Yellow (Yield, ISO pages — Black: 50,000, Color: 50,000)
ECO FEATURES	
	Uses up to 50% less power than color laser printers ¹ Save up to 50% of your paper supply with automatic, 2-sided printing ENERGY STAR® qualified RoHS compliant Recyclable product ¹³ Epson America, Inc. is a SmartWay® Transport Partner ¹⁴
ORDERING INFORMATION	
WorkForce Enterprise WF-C20590	C11CE47201
WorkForce Enterprise WF-C17590	C11CH01201
Optional Professional Finisher with Bridge Unit	C12C933261BU
Optional High-capacity Input Tray	C12C933331
Optional Cassette Lock	C12C933231
Staples Cartridge Finisher Accessory	C135210061

Specifications and terms are subject to change without notice.



Epson Business Solutions

Epson is a leading provider of innovative technology solutions that help businesses succeed. We partner with you to best meet your specific needs, focusing on:

- Improved productivity
- World-class customer service and support
- Cost-effective, high-quality solutions
- A commitment to the environment

† Black and color print speeds are measured in accordance with ISO/IEC 24734. Actual print times will vary based on factors including system configuration, software, and page complexity. For more information, visit www.epson.com/printspeed | †† Black and color copy speeds are determined in accordance with ISO/IEC 29183. Actual copy times will vary based on factors including system configuration and page complexity. For more information, visit www.epson.com/copyspeed | * Replacement cartridge yields are based on ISO/IEC 24711 tests in Default Mode printing continuously. Cartridge yields vary considerably for reasons including images printed, print settings, temperature and humidity. Yields may be lower when printing infrequently or predominantly with one ink color. All ink colors are used for printing and printer maintenance, and all colors have to be installed for printing. For print quality, part of the ink from the included cartridges is used for printer startup and a variable amount of ink remains in the cartridges after the "replace cartridge" signal. For more information, visit www.epson.com/inkinfo | 1 Compared to best-selling A3 color MFPs with MSRP of \$41,000 or less. Competitive data gathered from manufacturer websites and third-party industry sources as of Nov. 2016. | 2 With optional high-capacity input; 2,350-page capacity standard. | 3 Based on 200 dpi, letter-size, in Black-and-White or Color. | 4 Requires an Internet connection, a free Epson Connect account and a destination email address or cloud storage account. For a list of supported cloud services, visit www.epson.com/connect | 5 Most features require an Internet connection to the printer, as well as an Internet- and/or email-enabled device. For a list of Epson Connect enabled printers and compatible devices and apps, visit www.epson.com/connect | 6 Wi-Fi CERTIFIED™; level of performance subject to the range of the router being used. Wi-Fi Direct® may require printer software. | 7 Not all media types are supported for PCL printing. | 8 NFC requires use of a device that includes NFC, and may require additional software. | 9 Only printing and scanning are supported under Windows Server OS. | 10 Some applications and/or functions may not be supported under Mac OS X. | 11 Internet access is required to install OS X drivers and software. | 12 Display permanence based on accelerated testing of prints displayed under glass in indoor display conditions; album permanence based on accelerated testing of prints in dark storage conditions. Actual print stability will vary according to media, printed image, display conditions, light intensity, temperature, humidity and atmospheric conditions. Epson does not guarantee the longevity of prints. For maximum print life, display all prints under glass or UV filter or properly store them. | 13 For convenient and reasonable recycling options, visit www.epson.com/recycle | 14 SmartWay is an innovative partnership of the U.S. Environmental Protection Agency that reduces greenhouse gases and other air pollutants and improves fuel efficiency.

EPSON, DURABrite, PrecisionCore and WorkForce are registered trademarks, EPSON Exceed Your Vision is a registered logomark and Better Products for a Better Future, Epson Connect and Epson iPrint are trademarks of Seiko Epson Corporation. Mac, macOS and OS X are trademarks of Apple Inc., registered in the U.S. and other countries. Android and Google Cloud Print are trademarks of Google Inc. Windows, Windows Server and Windows Vista are either registered trademarks or trademarks of Microsoft Corporation in the United States and/or other countries. Wi-Fi Direct® is a registered trademark and Wi-Fi CERTIFIED™ is a trademark of Wi-Fi Alliance®. All other product and brand names are trademarks and/or registered trademarks of their respective companies. Epson disclaims any and all rights in these marks. Copyright 2018 Epson America, Inc. CPD-53458 R1 3/18

