


# Let's connect with Draka cable

Innovative cables for communication networks



**Draka**

---

A Brand of Prysmian Group



# PRYSMIAN GROUP - #1 CABLE MAKER IN THE WORLD



## DRAKA CABLE: PART OF THE PRYSMIAN GROUP

The Prysmian Group is the global market leader in power and telecommunications cables and systems. With over 140 years of experience, a turnover of over 11 billion euros and around with 30.000 employees in 50 countries and 112 operating sites, the Group is strongly positioned in high-tech markets. It supplies a highly comprehensive range of products, services, technology and know-how.

In the energy sector, Prysmian Group is active in underground and submarine cabling and systems, special cables for applications in many different industrial sectors, and medium and low voltage cables for the construction and infrastructure industries.

For the telecommunications sector, the Group manufactures cables and accessories for the voice, video and data transmission industries and offers a complete range of fibre optic and copper cables and interconnection systems. Prysmian is a Milan-listed company and listed on the FTSE MIB index.

Further information at <http://www.prysmiangroup.com>

## MULTIMEDIA AND CORPORATE NETWORKS

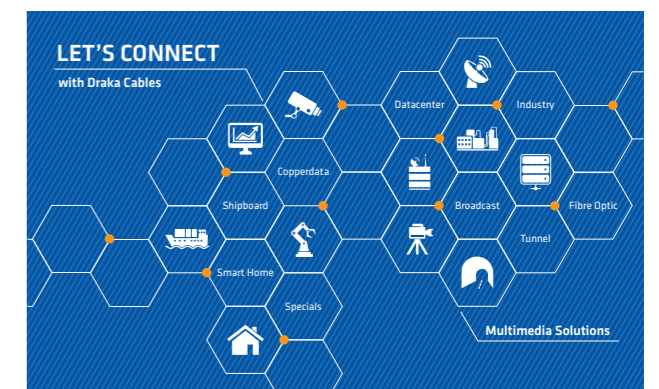
The fact that information is always and everywhere accessible is now widely expected. That's why Prysmian deals with everything related to cables for private communication networks and supports wholesalers, resellers and original equipment manufacturers with solutions that meet both current and future requirements with maximum reliability and flexibility.

Our Multimedia Solutions business unit produces and sells fibre optic, coaxial and copper cables. From cables for TV and film studios and wide area communication for rail networks and in tunnels to light signals, switch drives and mobile communication, we focus on innovation to lay the foundation for future communication solutions today.

Although everyone uses a mobile phone these days, the vast majority of applications still run on wired infrastructures.

Our Multimedia Solutions division develops, produces and sells copper and fibre optic cables that can be used for almost any communication application in this area.

Whether you need network solutions to run your business or you are a wholesaler, reseller or OEM looking to use our products and solutions, we can help you meet current and future needs with greater bandwidth, longer life, superior reliability and other benefits.



COPPER DATA CABLE

Installation cable

Cat 8.2 UC <sup>FUTURE</sup> COMPACT22 Cat8.2 S/FTP	8
Cat.7 <sub>A</sub> UC1500 SS22 Cat.7 <sub>A</sub> S/FTP	9
Cat.7 <sub>A</sub> UC1500 HS22 Cat.7 <sub>A</sub> S/FTP	10
Cat.7 <sub>A</sub> UC1200 SS23 Cat.7 <sub>A</sub> S/FTP	11
Cat.7 <sub>A</sub> UC1200 HS23 Cat.7 <sub>A</sub> S/FTP	12
Cat.7 UC900 SS23 Cat.7 S/FTP	13
Cat.7 UC900 HS23 Cat.7 S/FTP	14
Cat.6 <sub>A</sub> UC500 AS23 Cat.6 <sub>A</sub> F/FTP	15
Cat.6 <sub>A</sub> UC500 S23 Cat.6 <sub>A</sub> U/FTP	16
Cat.6 <sub>A</sub> UC500 23 U/UTP Cat.6 <sub>A</sub> E2	17
Cat.6 UC400 HS23 Cat.6 S/FTP	18
Cat.6 UC400 S23 Cat.6 U/FTP	19
Cat.6 UC400 23 Cat.6 U/UTP B2 <sub>ca</sub> & C <sub>ca</sub>	20
Cat.6 UC400 Cat.6 U/UTP HD	21
Cat.5e UC300 HS24 Cat.5e SF/UTP	22
Cat.5e UC300 S24 Cat.5e F/UTP	23
Cat.5e UC300 24 Cat.5e U/UTP	24

Patch cable

Cat 8.2 UC <sup>FUTURE</sup> COMPACT26/7 Cat8.2 S/FTP Patch	25
Cat.7 UC900 FLEX Cat.7 S/FTP	27
Cat.6 <sub>A</sub> UC500 S27 Cat.6 <sub>A</sub> U/FTP Patch	28
Cat.6 <sub>A</sub> UC400 S27 Cat.6 <sub>A</sub> U/FTP Patch	29
Cat.6 UC400 26 Cat.6 U/UTP Patch	30
Cat.5e UC300 HS26 Cat.5e SF/UTP Patch	31
Cat.5e UC300 S26 Cat.5e F/UTP Patch	32
Cat.5e UC300 26 Cat.5e U/UTP Patch	33

FO DATA CABLE

U-DQ(ZN)BH with central loose tube 3kN - E <sub>ca</sub> & D <sub>ca</sub>	36
U-DQ(ZN)BH 2x12 Bi-tube 3kN - E <sub>ca</sub> & D <sub>ca</sub>	37
U-DQ(ZN)BH with central loose tube 3kN - C <sub>ca</sub> & B2 <sub>ca</sub>	38
U-D(ZN)(SR)H with reinforced central loose tube - E <sub>ca</sub> & D <sub>ca</sub> & B2 <sub>ca</sub>	39
A-DQ(ZN)B2Y & A-D(ZN)(SR)2Y with central loose tube 3kN	40
U-DQ(ZN)BH with stranded loose tubes 5kN - E <sub>ca</sub> & D <sub>ca</sub>	41
U-DQ(ZN)BH with stranded loose tubes 5kN - C <sub>ca</sub> & B2 <sub>ca</sub>	42
U-DQH(SR)H with armoured stranded loose tubes - E <sub>ca</sub> & D <sub>ca</sub> & B2 <sub>ca</sub>	43
A-DQ(ZN)B2Y & A-DQ2Y(SR)2Y with stranded loose tubes	44
I-V(ZN)H Mini-Breakout - D <sub>ca</sub> & C <sub>ca</sub>	45
I-V(ZN)HH Break-Out - B2 <sub>ca</sub> , C <sub>ca</sub> , D <sub>ca</sub> & E <sub>ca</sub>	46
I-V(ZN)HH Break-Out - D <sub>ca</sub> & C <sub>ca</sub>	46
U-V (ZN)H Mini-Breakout - E <sub>ca</sub>	47
U-V (ZN)BH Mini-Breakout - D <sub>ca</sub>	48
U-VQ(ZN)BH Mini-Breakout - C <sub>ca</sub> & B2 <sub>ca</sub>	49

CABLES FOR SPECIAL APPLICATIONS

Data centre cable solutions

Cat 8.2 UC <sup>FUTURE</sup> COMPACT22 Cat8.2 S/FTP	
Cat 8.2 UC <sup>FUTURE</sup> COMPACT26/7 Cat8.2 S/FTP Patch	52
Cat.7 UC <sup>FUTURE</sup> COMPACT <sup>2D</sup> 26 Cat.7 S/FTP 4P	53
Cat.7 UC <sup>FUTURE</sup> COMPACT <sup>2D</sup> 26 Cat.7 S/FTP 6x4P	54
Cat.7 UC <sup>FUTURE</sup> COMPACT 23 Cat.7 S/FTP 6x4P	55
Cat.7 UC <sup>FUTURE</sup> COMPACT 23 Cat.7 S/FTP 8x4P	56
	57

Long Reach Cable Solutions > 100m

Cat.7 UC LR22 10Gbit S/FTP LSHF-FR	58
Cat.7 UC LR22 10Gbit S/FTP PE	59

Cables for outdoor application

Cat.7 UC900 SS23 Cat.7 S/FTP PE	60
Cat.7 UC900 HS23 Cat.7 S/FTP PE	61
Universal Cable Breakout D22 - U-V(ZN)HQBH	62

Cable solutions for industry

Cat.7 UC900 SS23 Cat.7 S/FTP PUR	63
Cat.7 UC900 FLEX Cat.7 S/FTP PUR	64
Cat.7 UC900 SS23 Cat.7 S/FTP (L)H BK	65
Cat.5e ICS IE SuperCat 5 24 Cat.5e	66
Cat.7 SuperCat 7 23 Cat.7 S/FTP	67
Cat.7 ToughCat 7 LSHF-FR 4x2/0.27mm	68
Cat.7 ToughCat 7S LSHF-FR 4x2/0.56	69
Cat.7 ToughCat MUD C7 S/FTP 4Px0.27mm2	70
Cat.7 ToughCat 7S Armoured	71
Cat.7 Patch PRO Flex CAT 7	72
RS 485 AWG24/7 1 to 4P	73
ICS FF FC 1x2xAWG18/1	74
ICS IE FC AWG22 Cat 5e	75
Industrial Cat.6A Cable 10Gig Drag Chain Cat 6 <sub>A</sub>	76
ICS PB DP FC 1x2xAWG22/1 LSHF-FR	77
ICS PB PA FC 1x2xAWG18/1	78
Li-2YCxx 2P x 0.22 mm <sup>2</sup>	79

COAX CABLE

Coax15 AD 06 S FRNC	82
Coax11 AD 08 S FRNC	82
Coax10 AD 10 S AI	83
Coax10 Trishield FRNC	83
Coax9 AD 11 S FRNC	84
Coax9 AD 11 A FRNC	84
Coax6 CT 15 A FRNC/PE	85
Coax6 AT 16 S A+	85
Coax4 CT 22 S (2.2/8.8) PE	86
Coax4 CT 22 A (2.2/8.8) PE	86
Coax3 CT 33 S (3.3/13.5) PE	87
Coax3 CT 33 A (3.3/13.5) PE	87

HOME CABLE SOLUTIONS

UC <sup>HOME</sup> Cat.7 SS26 S/FTP	90
UC <sup>HOME</sup> Cat.7A SS22 S/FTP	91
UC <sup>HOME</sup> Coax10 Trishield A+ - UC900 HS23 4P - 4xSM BBXS LSHF	92
UC <sup>HOME</sup> Fibre idrop 250 Flex	93
UC <sup>HOME</sup> Fibre idrop 900 I-VH	94
UC <sup>HOME</sup> Fibre idrop 250 Drag&Blow	95



# 1. COPPER DATA CABLE

Draka UC brand copper data cables (Cat.5e, Cat.6, Cat.6A, Cat.7, Cat.7A, Cat.8.2 and MULTIMEDIA) offer unrivalled performance reserves and reliability for a wide range of applications and enable the highest transmission rates.


## COPPER DATA CABLE

### Installation cable

Cat 8.2 UC <sup>FUTURE</sup> COMPACT22 Cat8.2 S/FTP	8
Cat.7 <sub>A</sub> UC1500 SS22 Cat.7 <sub>A</sub> S/FTP	9
Cat.7 <sub>A</sub> UC1500 HS22 Cat.7 <sub>A</sub> S/FTP	10
Cat.7 <sub>A</sub> UC1200 SS23 Cat.7 <sub>A</sub> S/FTP	11
Cat.7 <sub>A</sub> UC1200 HS23 Cat.7 <sub>A</sub> S/FTP	12
Cat.7 UC900 SS23 Cat.7 S/FTP	13
Cat.7 UC900 HS23 Cat.7 S/FTP	14
Cat.6 <sub>A</sub> UC500 AS23 Cat.6 <sub>A</sub> F/FTP	15
Cat.6 <sub>A</sub> UC500 S23 Cat.6 <sub>A</sub> U/FTP	16
Cat.6 <sub>A</sub> UC500 23 U/UTP Cat.6 <sub>A</sub> E2	17
Cat.6 UC400 HS23 Cat.6 S/FTP	18
Cat.6 UC400 S23 Cat.6 U/FTP	19
Cat.6 UC400 23 Cat.6 U/UTP B <sub>2ca</sub> & C <sub>ca</sub>	20
Cat.6 UC400 Cat.6 U/UTP HD	21
Cat.5e UC300 HS24 Cat.5e SF/UTP	22
Cat.5e UC300 S24 Cat.5e F/UTP	23
Cat.5e UC300 24 Cat.5e U/UTP	24

### Patch cable

Cat 8.2 UC <sup>FUTURE</sup> COMPACT26/7 Cat8.2 S/FTP Patch	25
Cat.7 UC900 FLEX Cat.7 S/FTP	27
Cat.6 <sub>A</sub> UC500 S27 Cat.6 <sub>A</sub> U/FTP Patch	28
Cat.6 <sub>A</sub> UC400 S27 Cat.6 <sub>A</sub> U/FTP Patch	29
Cat.6 UC400 26 Cat.6 U/UTP Patch	30
Cat.5e UC300 HS26 Cat.5e SF/UTP Patch	31
Cat.5e UC300 S26 Cat.5e F/UTP Patch	32
Cat.5e UC300 26 Cat.5e U/UTP Patch	33





**UC<sup>FUTURE</sup> COMPACT22 Cat.8.2 S/FTP 2000MHz**

S/FTP AWG22/1

**Areas of application / Applicable standards**

**Related to system standards:**  
Primary (Campus), Secondary (Riser), Tertiary (Horizontal)  
IEEE 802.3: 10Base-T, 100Base-T, 1000Base-T, 10GBase-T; 40GBase-T  
Cat. 8 ; Cat8.1 ; Cat8.2, ISDN, TPDDI, ATM, CATV, Broadband Video,  
SOHO-Cabling, Power over Ethernet (PoE) Type 1-4  
**Based on component standards for cables:**  
IEC 61156-9; EN 50288-12-1

**Cable structure**

Conductor	Cu-wire, bare, AWG 22
Insulation	Foam-Skin Polyethylen
Core colors	blue/white; orange/white; green/white; brown/white
Stranding	2 cores to pair
Pair shield	Aluminium-coated plastic composite foil
Stranding to the core	4 pairs (PiMF) to the core
Overall screen	Copper braiding, tinned
Outer jacket	LSHF-FR D <sub>ca</sub> - B2 <sub>ca</sub> / FRNC-C, Yellow RAL1021
Outer diameter	8.5 mm

**Shielding properties**

Transfer impedance	at 1 MHz	5 mΩ/m
	at 10 MHz	5 mΩ/m Grade 1
	at 30 MHz	10 mΩ/m
Coupling attenuation	85 dB Type 1 Disconnection class according to EN 50174-2 „D“	

**Product Code Table**

Product description	PG Article number	CPR- Class Construction Products Regulation
UC <sup>FUTURE</sup> COMPACT22 Cat.8.2 S/FTP 4P LSHF-FR B2 <sub>ca</sub>	60066016	B2 <sub>ca</sub> s1a d1 a1
UC <sup>FUTURE</sup> COMPACT22 Cat.8.2 4P S/FTP LSHF-FR B2 <sub>ca</sub> 500DW	60086625	B2 <sub>ca</sub> s1a1d1
UC <sup>FUTURE</sup> COMPACT22 Cat.8.2 S/FTP 4P LSHF-FR C <sub>ca</sub>	60060913	C <sub>ca</sub> s1a d1 a1
UC <sup>FUTURE</sup> COMPACT22 Cat.8.2 S/FTP 4P LSHF-FR	60030331	D <sub>ca</sub> s1 d1 a1
UC <sup>FUTURE</sup> COMPACT22 Cat.8.2 4P S/FTP LSHF-FR 500DW	60050562	D <sub>ca</sub> s1 d1 a1
UC <sup>FUTURE</sup> COMPACT22 Cat.8.2 4P S/FTP LSHF-FR 1000DW	60050259	D <sub>ca</sub> s1 d1 a1

**Electrical data at 20°C**

	System cut-off frequency at 2000MHz
Attenuation	78.1 dB
NEXT	75.0 dB
PS-NEXT	81.0 dB
ACR-N	-3.0 dB
PS-ACR	-6.0 dB
ACR-F	59.0 dB
PS-ACR-F	56.0 dB
Return Loss	18.0 dB

Nominal Velocity of Propagation approx. 79%.

**Flame retardancy**

Euro class according to EN 50399	B2 <sub>ca</sub> s1a d1 a1, C <sub>ca</sub> s1a d1 a1, D <sub>ca</sub> s1 d1 a1
IEC	IEC 60332-3; IEC60754-2; IEC 61034; IEC60332-1

**UC1500 SS22 Cat.7<sub>A</sub> LSHF-FR**

S/FTP AWG22/1

**Areas of application / Applicable standards**

**Related to system standards:**  
Multimedia installation cable for use in primary, secondary and tertiary areas in structured building cabling according to EN 50173-1, ISO/IEC 11801, Power over Ethernet (PoE) Type 1-4  
**Based on component standards for cables:**  
prEN 50288-9-1, IEC 61156-5, IEC 61156-7

**Cable structure**

Conductor	Cu-wire, bare, AWG 22
Insulation	Foam-Skin Polyethylen
Core colors	blue/white; orange/white; green/white; brown/white
Stranding	2 cores to pair
Pair shield	Aluminium-coated plastic composite foil
Overall screen	Copper braiding, tinned
Outer jacket	LSHF-FR / FRNC-C, melon yellow RAL1028, duplex design with separating bar
Outer diameter	B2 <sub>ca</sub> 7.9mm; C <sub>ca</sub> & D <sub>ca</sub> 7.6mm (7.6mm/15.4mm)

**Shielding properties**

Transfer impedance	at 1 MHz	5 mΩ/m
	at 10 MHz	5 mΩ/m Grade 1
	at 30 MHz	10 mΩ/m
Coupling attenuation	85 dB Type 1 Disconnection class according to EN 50174-2 „D“	

**Product Code Table**

Product description	PG Article number	CPR- Class Construction Products Regulation
UC1500 SS22 Cat.7 <sub>A</sub> S/FTP 4P LSHF-FR B2 <sub>ca</sub>	60069436	B2 <sub>ca</sub> s1a d1 a1
UC1500 SS22 Cat.7 <sub>A</sub> S/FTP 4P LSHF-FR B2 <sub>ca</sub> 500DW	60070974	B2 <sub>ca</sub> s1ad1a1
UC1500 SS22 Cat.7 <sub>A</sub> S/FTP 4P LSHF-FR B2 <sub>ca</sub> 1000DW	60069437	B2 <sub>ca</sub> s1a d1 a1
UC1500 SS22 Cat.7 <sub>A</sub> S/FTP 4P LSHF-FR C <sub>ca</sub>	60065547	C <sub>ca</sub> s1a d1 a1
UC1500 SS22 Cat.7 <sub>A</sub> S/FTP 4P LSHF-FR C <sub>ca</sub> 500DW	60070971	C <sub>ca</sub> s1ad1a1
UC1500 SS22 Cat.7 <sub>A</sub> S/FTP 4P LSHF-FR C <sub>ca</sub> 1000DW	60065571	C <sub>ca</sub> s1a d1 a1
UC1500 SS22 Cat.7 <sub>A</sub> S/FTP 2x4P LSHF-FR C <sub>ca</sub> 500DW	60066425	C <sub>ca</sub> s1ad1a1
UC1500 SS22 Cat.7 <sub>A</sub> S/FTP 4P LSHF-FR	60045751	D <sub>ca</sub> s1 d1 a1
UC1500 SS22 Cat.7 <sub>A</sub> S/FTP 4P LSHF-FR 200BR	60049911	D <sub>ca</sub> s1 d1 a1
UC1500 SS22 Cat.7 <sub>A</sub> S/FTP 4P LSHF-FR 500DW	60048194	D <sub>ca</sub> s1 d1 a1
UC1500 SS22 Cat.7 <sub>A</sub> S/FTP 4P LSHF-FR 1000DW	60045752	D <sub>ca</sub> s1 d1 a1
UC1500 SS22 Cat.7 <sub>A</sub> S/FTP 2x4P LSHF-FR	60046077	D <sub>ca</sub> s1 d1 a1
UC1500 SS22 Cat.7 <sub>A</sub> S/FTP 2x4P LSHF-FR 500DW	60046078	D <sub>ca</sub> s1 d1 a1
UC1500 SS22 Cat.7 <sub>A</sub> S/FTP 2x4P LSHF-FR 500DW	60046078	D <sub>ca</sub> s1 d1 a1

**Electrical data at 20°C**

	System cut-off frequency at 1000MHz	Cable bandwidth at 1500MHz
Attenuation	54.0 dB	66.0 dB
NEXT	83.0 dB	80.0 dB
PS-NEXT	80.0 dB	77.0 dB
ACR-N	29.0 dB	14.0 dB
PS-ACR	26.0 dB	11.0 dB
ELFEXT	40.0 dB	28.0 dB
PS-ELFEXT	37.0 dB	25.0 dB
Return Loss	19.0 dB	15.0 dB

Nominal Velocity of Propagation approx. 79%.

**Flame retardancy**

Euro class according to EN 50399	B2 <sub>ca</sub> s1a d1 a1, C <sub>ca</sub> s1a d1 a1, D <sub>ca</sub> s1 d1 a1
LSHF/ FRNC	IEC 60332-3; IEC60754-2; IEC 61034; IEC60332-1

**External quality monitoring**

GHMT PVP, 3P



**UC1500 HS22 Cat.7<sub>A</sub> LSHF**

S/FTP AWG22/1

**Areas of application / Applicable standards****Related to system standards:**

Multimedia installation cable for use in primary, secondary and tertiary areas in structured building cabling according to EN 50173-1, ISO/IEC 11801, Power over Ethernet (PoE) Type 1-4

**Based on component standards for cables:**

IEC 61156-5; IEC61156-7; EN50288-9-1; IEEE 802.3af; IEEE 802.3at, IEEE 802.3bt

**Cable structure**

Conductor	Cu-wire, bare, AWG 22
Insulation	Foam-Skin Polyethylen
Core colors	blue/white; orange/white; green/white; brown/white
Stranding	2 cores to pair
Pair shield	Aluminium-coated plastic composite foil
Overall screen	Copper braiding, tinned
Outer jacket	LSHF / FRNC, melon yellow RAL1028, duplex construction with separating bar
Outer diameter	7.6mm, (7.6mm/15.2mm)

**Shielding properties**

Transfer impedance	at 1 MHz	12 mΩ/m
	at 10 MHz	10 mΩ/m Grade 2
	at 30 MHz	30 mΩ/m
Coupling attenuation	80 dB Type II	
	Disconnection class according to EN 50174-2 „D“	

**Product Code Table**

Product description	PG Article number	CPR- Class Construction Products Regulation
UC1500 HS22 C7A S/FTP 4P LSHF C <sub>ca</sub>	60109720	C <sub>ca</sub> s1a d1 a1
UC1500 HS22 C7A S/FTP 4P LSHF	60088553	D <sub>ca</sub> s2d1a1
UC1500 HS22 C7A S/FTP 4P LSHF 50RW	60088515	D <sub>ca</sub> s2d1a1
UC1500 HS22 C7A S/FTP 4P LSHF 100RW	60088512	D <sub>ca</sub> s2d1a1
UC1500 HS22 C7A S/FTP 4P LSHF 250DW	60088514	D <sub>ca</sub> s2d1a1
UC1500 HS22 C7A S/FTP 4P LSHF 500DW	60088513	D <sub>ca</sub> s2d1a1
UC1500 HS22 C7A S/FTP 4P LSHF 1000DW	60088363	D <sub>ca</sub> s2d1a1
UC1500 HS22 C7A S/FTP 2x4P LSHF	60088552	D <sub>ca</sub> s2d1a1
UC1500 HS22 C7A S/FTP 2x4P LSHF 500DW	60088517	D <sub>ca</sub> s2d1a1

**Electrical data at 20°C**

	System cut-off frequency at 1000MHz	Cable bandwidth at 1500MHz
Attenuation	54.0 dB	66.0 dB
NEXT	83.0 dB	80.0 dB
PS-NEXT	80.0 dB	77.0 dB
ACR-N	29.0 dB	14.0 dB
PS-ACR-N	26.0 dB	11.0 dB
ACR-F	40.0 dB	28.0 dB
PS-ACR-F	37.0 dB	25.0 dB
Return Loss	19.0 dB	15.0 dB

Nominal Velocity of Propagation approx. 79%.

**Flame retardancy**

Euro class according to EN 50399	C <sub>ca</sub> s1a d1 a1 D <sub>ca</sub> s2d1a1
IEC	IEC 60332-1; IEC 60754-2; IEC 61034

**External quality monitoring**

GHMT PVP, 3P

**UC1200 SS23 Cat.7<sub>A</sub> LSHF-FR**

S/FTP AWG23/1

**Areas of application / Applicable standards****Related to system standards:**

Installation cable for use in primary, secondary and tertiary areas in structured building cabling according to EN 50173, ISO/IEC 11801 Power over Ethernet (PoE) Type 1-4

**Based on component standards for cables:**

EN 50288-9-1, IEC 61156-5

**Cable structure**

Conductor	Cu-wire, bare, AWG 23
Insulation	Foam-Skin Polyethylen
Core colors	blue/white; orange/white; green/white; brown/white
Stranding	2 cores to pair
Pair shield	Aluminium-coated plastic composite foil
Stranding to the core	4 pairs (PiMF) to the core
Overall screen	Copper braiding, tinned
Outer jacket	LSHF-FR D <sub>ca</sub> - B2 <sub>ca</sub> / FRNC-C melon yellow RAL1028 duplex construction with separating bar
Outer diameter	7.9mm (B2 <sub>ca</sub> , C <sub>ca</sub> ), 7.5mm (D <sub>ca</sub> )

**Shielding properties**

Transfer impedance	at 1 MHz	5 mΩ/m
	at 10 MHz	5 mΩ/m Grade 1
	at 30 MHz	10 mΩ/m
Coupling attenuation	85 dB Type 1	
	Disconnection class according to EN 50174-2 „D“	

**Product Code Table**

Product description	PG Article number	CPR- Class Construction Products Regulation
UC1200 SS23 Cat.7 <sub>A</sub> S/FTP 4P LSHF-FR B2 <sub>ca</sub>	60066428	B2 <sub>ca</sub> s1a d1 a1
UC1200 SS23 Cat.7 <sub>A</sub> S/FTP 4P LSHF-FR C <sub>ca</sub>	60060846	C <sub>ca</sub> s1a d1 a1
UC1200 SS23 Cat.7 <sub>A</sub> S/FTP 2x4P LSHF-FR C <sub>ca</sub>	60066426	C <sub>ca</sub> s1a d1 a1
UC1200 SS23 Cat.7 <sub>A</sub> S/FTP 4P LSHF-FR	60015755	D <sub>ca</sub> s1 d1 a1
UC1200 SS23 Cat.7 <sub>A</sub> S/FTP 4P LSHF-FR	60011129	D <sub>ca</sub> s1 d1 a1
UC1200 SS23 Cat.7 <sub>A</sub> S/FTP 2x4P LSHF-FR	60015880	D <sub>ca</sub> s1 d1 a1
UC1200 SS23 Cat.7 <sub>A</sub> S/FTP 2x4P LSHF-FR	60015885	D <sub>ca</sub> s1 d1 a1

**Electrical data at 20°C**

	System cut-off frequency at 1000MHz	Cable bandwidth at 1200MHz
Attenuation	58.5 dB	63.4 dB
NEXT	82.0 dB	81.0 dB
PS-NEXT	79.0 dB	78.0 dB
ACR-N	24.0 dB	19.0 dB
PS-ACR-N	21.0 dB	16.0 dB
ACR-F	57.0 dB	52.0 dB
PS-ACR-F	54.0 dB	49.0 dB
Return Loss	19.0 dB	17.0 dB

Nominal Velocity of Propagation approx. 79%.

**Flame retardancy**

Euro class according to EN 50399	B2 <sub>ca</sub> s1a d1 a1, C <sub>ca</sub> s1a d1 a1, D <sub>ca</sub> s1 d1 a1
LSHF/ FRNC	IEC 60332-3; IEC60754-2; IEC 61034; IEC60332-1

**External quality monitoring**

GHMT PVP, 3P



**UC1200 HS23 Cat.7<sub>A</sub> LSHF**

S/FTP AWG23/1

**Areas of application / Applicable standards**

**B**Related to system standards:  
Installation cable for use in primary, secondary and tertiary areas in structured building cabling according to EN 50173, ISO/IEC 11801 Power over Ethernet (PoE) Type 1 -4  
**Based on component standards for cables:**  
EN 50288-9-1, IEC 61156-5

**Cable structure**

Conductor	Cu-wire, bare, AWG 23
Insulation	Foam-Skin Polyethylen
Core colors	blue/white; orange/white; green/white; brown/white
Stranding	2 cores to pair
Pair shield	Aluminium-coated plastic composite foil
Stranding to the core	4 pairs (PiMF) to the core
Overall screen	Copper braiding, tinned
Outer jacket	LSHF / FRNC melon yellow RAL1028 duplex construction with divider
Outer diameter	7.5mm, (7.5mm/15.1mm)

**Shielding properties**

Transfer impedance	at 1 MHz	12 mΩ/m
	at 10 MHz	10 mΩ/m Grade 1
	at 30 MHz	30 mΩ/m
Coupling attenuation	80 dB Type 2 Disconnection class according to EN 50174-2 „D“	

**Product Code Table**

Product description	PG Article number	CPR- Class Construction Products Regulation
UC1200 HS23 C7A S/FTP 4P LSHF	60088595	D <sub>ca</sub> s2d1a1
UC1200 HS23 C7A S/FTP 4P LSHF 500DW	60088518	D <sub>ca</sub> s2d1a1
UC1200 HS23 C7A S/FTP 4P LSHF 1000DW	60088364	D <sub>ca</sub> s2d1a1
UC1200 HS23 C7A S/FTP 2x4P LSHF	60088594	D <sub>ca</sub> s2d1a1
UC1200 HS23 C7A S/FTP 2x4P LSHF 500DW	60088516	D <sub>ca</sub> s2d1a1

**Electrical data at 20°C**

	System cut-off frequency at 1000MHz	Cable bandwidth at 1200MHz
Attenuation	58.5 dB	63.4 dB
NEXT	82.0 dB	81.0 dB
PS-NEXT	79.0 dB	78.0 dB
ACR-N	24.0 dB	19.0 dB
PS-ACR-N	21.0 dB	16.0 dB
ACR-F	57.0 dB	52.0 dB
PS-ACR-F	54.0 dB	49.0 dB
Return Loss	19.0 dB	17.0 dB

Nominal Velocity of Propagation approx. 79%.

**Flame retardancy**

Euro class according to EN 50399	D <sub>ca</sub> s2d1a1
LSHF/ FRNC	IEC60332-1; IEC60754-2; IEC 61034

**External quality monitoring**

3P

**UC900 SS23 Cat.7 LSHF-FR**

S/FTP AWG23/1

**Areas of application / Applicable standards**

**B**Related to system standards:  
Installation cable for use in primary, secondary and tertiary areas in structured building cabling according to EN 50173, ISO/IEC 11801 Suitable for HDBase-T, Power over Ethernet (PoE) Type 1 -4  
**Based on component standards for cables:**  
EN 50288-4-1, IEC 61156-5

**Cable structure**

Conductor	Cu-wire, bare, AWG 23
Insulation	Foam-Skin Polyethylen
Core colors	blue/white; orange/white; green/white; brown/white
Stranding	2 cores to pair
Pair shield	Aluminium-coated plastic composite foil
Stranding to the core	4 pairs (PiMF) to the core
Overall screen	Copper braiding, tinned
Outer jacket	LSHF-FR D <sub>ca</sub> - B2 <sub>ca</sub> / FRNC-C orange RAL 2003
Outer diameter	B2 <sub>ca</sub> 7.4mm; C <sub>ca</sub> 7.3mm (7.4mm / 15.00mm)

**Shielding properties**

Transfer impedance	at 1 MHz	5 mΩ/m
	at 10 MHz	5 mΩ/m Grade 1
	at 30 MHz	10 mΩ/m
Coupling attenuation	85 dB Type 1 Disconnection class according to EN 50174-2 „D“	

**Product Code Table**

Product description	PG Article number	CPR- Class Construction Products Regulation
UC900 SS23 Cat.7 S/FTP 4P B2 <sub>ca</sub> s1a d1a1	60070792	B2 <sub>ca</sub> s1a d1a1
UC900 SS23 Cat.7 S/FTP 4P B2 <sub>ca</sub> s1a d1a1 1000DW	60070793	B2 <sub>ca</sub> s1a d1a1
UC900 SS23 Cat.7 S/FTP 4P C <sub>ca</sub> s1a d1a1 1000DW	60060629	C <sub>ca</sub> s1a d1a1
UC900 SS23 Cat.7 S/FTP 2x4P C <sub>ca</sub> s1a d1a1	60065309	C <sub>ca</sub> s1a d1a1
UC900 SS23 Cat.7 S/FTP 2x4P C <sub>ca</sub> s1a d1a1 500DW	60065310	C <sub>ca</sub> s1a d1a1

**Electrical data at 20°C**

	System cut-off frequency at 600MHz	Cable bandwidth at 1000MHz
Attenuation	44.0 dB	63.1 dB
NEXT	85.0 dB	80.0 dB
PS-NEXT	82.0 dB	77.0 dB
ACR-N	40.0 dB	17.0 dB
PS-ACR-N	37.0 dB	14.0 dB
ACR-F	61.0 dB	57.0 dB
PS-ACR-F	58.0 dB	54.0 dB
Return Loss	22.0 dB	20.0 dB

Nominal Velocity of Propagation approx. 79%.

**Flame retardancy**

Euro class according to EN 50399	B2 <sub>ca</sub> s1a d1a1, C <sub>ca</sub> s1a d1a1
IEC	IEC 60332-3; IEC60754-2; IEC 61034; IEC60332-1

**External quality monitoring**

GHMT PVP, 3P, DNV GL



**UC900 HS23 Cat.7 LSHF**

S/FTP AWG23/1

**Areas of application / Applicable standards**

Related to system standards:  
Installation cable for use in primary, secondary and tertiary areas in structured building cabling according to EN 50173, ISO/IEC 11801 Suitable for HDBase-T, Power over Ethernet (PoE) Type 1-4  
Based on component standards for cables:  
EN 50288-4-1, IEC 61156-5

**Cable structure**

Conductor	Cu-wire, bare, AWG 23
Insulation	Foam-Skin Polyethylen
Core colors	blue/white; orange/white; green/white; brown/white
Stranding	2 cores to pair
Pair shield	Aluminium-coated plastic composite foil
Stranding to the core	4 pairs (PiMF) to the core
Overall screen	Copper braiding, tinned
Outer jacket	LSHF / FRNC orange RAL 2003, duplex design with separating bar
Outer diameter	7.3 mm, (7.3mm/14.8mm)

**Shielding properties**

Transfer impedance	at 1 MHz	12 mΩ/m
	at 10 MHz	10 mΩ/m Grade 2
	at 30 MHz	30 mΩ/m
Coupling attenuation	80 dB Type 2	
	Disconnection class according to EN 50174-2 „D“	

**Product Code Table**

Product description	PG Article number	CPR- Class Construction Products Regulation
UC900 HS23 Cat.7 S/FTP 4P LSHF	60060183	D <sub>ca</sub> s2 d1 a1
UC900 HS23 Cat.7 S/FTP 4P LSHF Dca 100RW	60089476	D <sub>ca</sub> s2 d1 a1
UC900 HS23 Cat.7 S/FTP 4P LSHF Dca 500DW	60060185	D <sub>ca</sub> s2 d1 a1
UC900 HS23 Cat.7 S/FTP 4P LSHF Dca 1000DW	60060184	D <sub>ca</sub> s2 d1 a1
UC900 HS23 Cat.7 S/FTP 2x4P LSHF Dca	60060188	D <sub>ca</sub> s2 d1 a1
UC900 HS23 Cat.7 S/FTP 2x4P LSHF Dca 500DW	60060189	D <sub>ca</sub> s2 d1 a1
UC900 HS23 Cat.7 S/FTP 4P LSHF	60011263	E <sub>ca</sub>
UC900 HS23 Cat.7 S/FTP 4P LSHF 50RW	60015558	E <sub>ca</sub>
UC900 HS23 Cat.7 S/FTP 4P LSHF 100RW	60011605	E <sub>ca</sub>
UC900 HS23 Cat.7 S/FTP 4P LSHF 250DW	60015556	E <sub>ca</sub>
UC900 HS23 Cat.7 S/FTP 4P LSHF 500DW	60011603	E <sub>ca</sub>
UC900 HS23 Cat.7 S/FTP 4P LSHF 500DP	60013208	E <sub>ca</sub>
UC900 HS23 Cat.7 S/FTP 4P LSHF 1000DW	60011604	E <sub>ca</sub>
UC900 HS23 Cat.7 S/FTP 2x4P LSHF	60015444	E <sub>ca</sub>
UC900 HS23 Cat.7 S/FTP 2x4P LSHF 100DW	60013181	E <sub>ca</sub>
UC900 HS23 Cat.7 S/FTP 2x4P LSHF 250DW	60044144	E <sub>ca</sub>
UC900 HS23 Cat.7 S/FTP 2x4P LSHF 500DW	60013180	E <sub>ca</sub>
UC900 HS23 Cat.7 S/FTP 2x4P LSHF 1000DW	60015449	E <sub>ca</sub>

**Electrical data at 20°C**

	System cut-off frequency at 600MHz	Cable bandwidth at 1000MHz
Attenuation	44.0 dB	63.1 dB
NEXT	85.0 dB	80.0 dB
PS-NEXT	82.0 dB	77.0 dB
ACR-N	40.0 dB	17.0 dB
PS-ACR-N	37.0 dB	14.0 dB
ACR-F	61.0 dB	57.0 dB
PS-ACR-F	58.0 dB	54.0 dB
Return Loss	22.0 dB	20.0 dB

Nominal Velocity of Propagation approx. 79%.

**Flame retardancy**


Euro class according to EN 50399	D <sub>ca</sub> s2 d1 a1, E <sub>ca</sub>
IEC	IEC60332-1; IEC60754-2; IEC 61034

**External quality monitoring**

GHMT PVP, 3P

**UC500 AS23 Cat.6<sub>A</sub> LSHF (FR)**

S/FTP AWG23/1

**Areas of application / Applicable standards**

Related to system standards:  
Installation cable for use in primary, secondary and tertiary areas in structured building cabling according to EN 50173, ISO/IEC 11801 Power over Ethernet (PoE) / Type 1-4  
Based on component standards for cables:  
EN 50288-10-1, IEC 61156-5

**Cable structure**

Conductor	Cu-wire, bare, AWG 23
Insulation	Foam-Skin Polyethylen
Core colors	blue/white; orange/white; green/white; brown/white
Stranding	2 cores to pair
Pair shield	Aluminium-coated plastic composite foil, patented winding by two pairs each, tinned AWG26 two-wire
Stranding to the core	4 pairs (PiMF) to the core
Overall screen	Advanced screen: Aluminium-coated plastic composite foil, tinned AWG26 two-wire
Outer jacket	LSHF D <sub>ca</sub> , blue RAL 5024 duplex design with separator
Outer diameter	7.5 mm (B2 <sub>ca</sub> , C <sub>ca</sub> ), 7.1 mm (D <sub>ca</sub> , E <sub>ca</sub> )

**Shielding properties**

Transfer impedance	at 1 MHz	50 mΩ/m
	at 10 MHz	100 mΩ/m Grade 2
	at 30 MHz	200 mΩ/m
Coupling attenuation	55 dB Type 2	
	Disconnection class according to EN 50174-2 „C“	

**Product Code Table**

Product description	PG Article number	CPR- Class Construction Products Regulation
UC500 AS23 C6A F/FTP 4P LSHF-FR B2 <sub>ca</sub> 305BR	60109474	B2 <sub>ca</sub> s1a d1 a1
UC500 AS23 C6A F/FTP 4P LSHF-FR B2 <sub>ca</sub> 500DW	60096426	B2 <sub>ca</sub> s1a d1 a1
UC500 AS23 C6A F/FTP 4P LSHF-FR B2 <sub>ca</sub> 1000DW	60096427	B2 <sub>ca</sub> s1a d1 a1
UC500 AS 23 C6A F/FTP 4P LSHF-FR C <sub>ca</sub> s1ad1a1	60075874	C <sub>ca</sub> s1 d1 a1
UC500 AS 23 C6A F/FTP 4P LSHF-FR C <sub>ca</sub> s1ad1a1 305BR	60094555	C <sub>ca</sub> s1 d1 a1
UC500 AS 23 C6A F/FTP 4P LSHF-FR C <sub>ca</sub> s1ad1a1 500DW	60075875	C <sub>ca</sub> s1 d1 a1
UC500 AS 23 C6A F/FTP 4P LSHF-FR C <sub>ca</sub> s1ad1a1 1000DW	60088531	C <sub>ca</sub> s1 d1 a1
UC500 AS 23 C6A F/FTP 2x4P LSHF-FR C <sub>ca</sub> s1ad1a1 500DW	60093073	C <sub>ca</sub> s1 d1 a1
UC500 AS 23 C6A F/FTP 2x4P LSHF-FR C <sub>ca</sub> s1ad1a1 1000DW	60093164	C <sub>ca</sub> s1 d1 a1
UC500 AS 23 C6A F/FTP 4P LSHF D <sub>ca</sub>	60060190	D <sub>ca</sub> s2 d2 a1
UC500 AS 23 C6A F/FTP 4P LSHF D <sub>ca</sub> 500DW	60060421	D <sub>ca</sub> s2 d2 a1
UC500 AS 23 C6A F/FTP 4P LSHF D <sub>ca</sub> 1000DW	60060422	D <sub>ca</sub> s2 d2 a1
UC500 AS 23 C6A F/FTP 2x4P LSHF D <sub>ca</sub>	60060423	D <sub>ca</sub> s2 d2 a1
UC500 AS 23 C6A F/FTP 2x4P LSHF D <sub>ca</sub> 500DW	60060424	D <sub>ca</sub> s2 d2 a1
UC500 AS 23 C6A F/FTP 2x4P LSHF D <sub>ca</sub> 1000DW	60060425	D <sub>ca</sub> s2 d2 a1
UC500 AS 23 C6A F/FTP 4P LSHF	60009617	E <sub>ca</sub>
UC500 AS 23 C6A F/FTP 4P LSHF 500DW	60011268	E <sub>ca</sub>
UC500 AS 23 C6A F/FTP 4P LSHF 1000DW	60011267	E <sub>ca</sub>
UC500 AS 23 C6A F/FTP 2x4P LSHF	60015718	E <sub>ca</sub>
UC500 AS 23 C6A F/FTP 2x4P LSHF 500DW	60015721	E <sub>ca</sub>
UC500 AS 23 C6A F/FTP 2x4P LSHF 1000DW	60015722	E <sub>ca</sub>

**Electrical data at 20°C**

	System cut-off frequency at 500MHz
Attenuation	44.8 dB
NEXT	85.0 dB
PS-NEXT	82.0 dB
ACR-N	40.0 dB
PS-ACR-N	37.0 dB
ACR-F	61.0 dB
PS-ACR-F	58.0 dB
Return Loss	22.0 dB

Nominal Velocity of Propagation approx. 79%.

**Flame retardancy**

Euro class according to EN 50399	C <sub>ca</sub> s1a d1 a1, D <sub>ca</sub> s2 d2 a1, E <sub>ca</sub>
IEC	IEC 60332-3; IEC60754-2; IEC 61034; IEC60332-1

**External quality monitoring**

3P

**UC500 S23 Cat.6A U/FTP**

S/FTP AWG23/1

**Areas of application / Applicable standards****Related to system standards:**

Installation cable for use in primary, secondary and tertiary areas in structured building cabling according to EN 50173, ISO/IEC 11801 Power over Ethernet (PoE) / Type 1-4

**Based on component standards for cables:**

EN 50288-10-1, IEC 61156-5

**Cable structure**

Conductor	Cu-wire, bare, AWG 23
Insulation	Foam-Skin Polyethylen
Core colors	blue/white; orange/white; green/white; brown/white
Stranding	2 cores to pair
Pair shield	Aluminium-coated plastic composite foil, patented winding by two pairs each, tinned AWG26 two-wire
Stranding to the core	4 pairs (PIMF) to the core
Overall screen	Cu-braid tin-plated
Outer jacket	LSHF C <sub>ca</sub> -D <sub>ca</sub> , blue RAL 5024 Duplex sheath: two cables in parallel with separating bar
Outer diameter	6.8 mm; Duplex 6.9mm/14.0mm

**Shielding properties**

Transfer impedance	at 1 MHz	50 mΩ/m
	at 10 MHz	100 mΩ/m Grade 2
	at 30 MHz	200 mΩ/m
Coupling attenuation	55 dB Type 2 Disconnection class according to EN 50174-2 „C“	

**Product Code Table**

Product description	PG Article number	CPR- Class Construction Products Regulation
UC500 S23 C6A U/FTP 4P LSHF-FR C <sub>ca</sub>	60091628	C <sub>ca</sub> s1a d1 a1
UC500 S23 C6A U/FTP 4P LSHF-FR C <sub>ca</sub> 500DW	60091629	C <sub>ca</sub> s1a d1 a1
UC500 S23 C6A U/FTP 4P LSHF-FR C <sub>ca</sub> 1000DW	60091630	C <sub>ca</sub> s1a d1 a1
UC500 S23 C6A U/FTP 4P LSHF-FR C <sub>ca</sub> 305BR	60091631	C <sub>ca</sub> s1a d1 a1
UC500 S 23 C6A U/FTP 2x4P LSHF-FR C <sub>ca</sub> 500DW	60062332	C <sub>ca</sub> s1a d1 a1
UC500 S23 C6A U/FTP 4P LSHF D <sub>ca</sub>	60015537	D <sub>ca</sub> s2 d2 a1
UC500 S23 C6A U/FTP 4P LSHF D <sub>ca</sub> 305BR	60011113	D <sub>ca</sub> s2 d2 a1
UC500 S23 C6A U/FTP 4P LSHF D <sub>ca</sub> 500DW	60011412	D <sub>ca</sub> s2 d2 a1
UC500 S23 C6A U/FTP 4P LSHF D <sub>ca</sub> 1000DW	60011413	D <sub>ca</sub> s2 d2 a1
UC500 S23 C6A U/FTP 2x4P LSHF D <sub>ca</sub>	60015554	D <sub>ca</sub> s2 d2 a1
UC500 S23 C6A U/FTP 2x4P LSHF D <sub>ca</sub> 500DW	60015555	D <sub>ca</sub> s2 d2 a1
UC500 S23 C6A U/FTP 2x4P LSHF D <sub>ca</sub> 500DP	60015557	D <sub>ca</sub> s2 d2 a1

**Electrical data at 20°C**

	System cut-off frequency at 500MHz
Attenuation	44.8 dB
NEXT	85.0 dB
PS-NEXT	82.0 dB
ACR-N	40.0 dB
PS-ACR-N	37.0 dB
ACR-F	61.0 dB
PS-ACR-F	58.0 dB
Return Loss	22.0 dB

Nominal Velocity of Propagation approx. 79%.

**Flame retardancy**


Euro class according to EN 50399	C <sub>ca</sub> s1a d1 a1, D <sub>ca</sub> s2 d2 a1
IEC	IEC 60332-3; IEC60754-2; IEC 61034; IEC60332-1

**External quality monitoring**

3P
----

**UC500 23 U/UTP Cat.6<sub>A</sub> E2**

S/FTP AWG23/1

**Areas of application / Applicable standards****Related to system standards:**

Installation cable for use in primary, secondary and tertiary areas in structured building cabling according to EN 50173, ISO/IEC 11801 Power over Ethernet (PoE) / Type 1-4

**Based on component standards for cables:**

EN 50288-10-1, IEC 61156-5

**Cable structure**

Conductor	Cu-wire, bare, AWG 23
Insulation	Foam-Skin Polyethylen
Core colors	blue/white; orange/white; green/white; brown/white
Stranding	2 cores to pair
Stranding to the core	Encapsulated barrier (AxTalk-composite foil), Patented winding around two pairs
Separating layer	Patented 10G foil
Outer jacket	LSHF B2 <sub>ca</sub> , C <sub>ca</sub> , D <sub>ca</sub> , blue RAL 5024
Outer diameter	7.3 mm

**Shielding properties**

Coupling attenuation	55 dB Type 2 Disconnection class according to EN 50174-2 „C“
----------------------	---

**Product Code Table**

Product description	PG Article number	CPR- Class Construction Products Regulation
UC500 23 U/UTP Cat.6A E2 LSHF-FR B2 <sub>ca</sub> 500DW	60111258	B2 <sub>ca</sub> s1 d1 a1
UC500 23 U/UTP Cat.6A E2 LSHF-FR C <sub>ca</sub> 500DW	60111257	C <sub>ca</sub> s1 d1 a1
UC500 23 U/UTP Cat.6A E2 LSHF D <sub>ca</sub> 500DW	60107716	D <sub>ca</sub> s2 d2 a1

**Electrical data at 20°C**

	System cut-off frequency at 500MHz
Attenuation	45.3 dB
NEXT	34.8 dB
PS-NEXT	31.8 dB
ACR-F	11.0 dB
PS-ACR-F	17.3 dB
Return Loss	17.3 dB

Nominal Velocity of Propagation approx. 66%

**Flame retardancy**

Euro class according to EN 50399	B2 <sub>ca</sub> s1 d1 a1, C <sub>ca</sub> s1 d1 a1, D <sub>ca</sub> s2 d2 a1
IEC	IEC 60332-3; IEC60754-2; IEC 61034; IEC60332-1

**External quality monitoring**

3P
----



**UC400 HS23 Cat.6 S/FTP LSHF (FR)**

S/FTP AWG23/1

**Areas of application / Applicable standards**

**Related to system standards:**  
Installation cable for use in primary, secondary and tertiary areas in structured building cabling according to EN 50173, ISO/IEC 11801 Power over Ethernet (PoE) / Type 1-4

**Based on component standards for cables:**  
EN 50288-5-1, IEC 61156-5

**Cable structure**

<b>Conductor</b>	Cu-wire, bare, AWG 23
<b>Insulation</b>	Foam-Skin Polyethylen
<b>Core colors</b>	blue/white; orange/white; green/white; brown/white
<b>Stranding</b>	2 cores to pair
<b>Pair shield</b>	Aluminium-coated plastic composite foil, patented winding by two pairs each, tinned AWG26 two-wire
<b>Stranding to the core</b>	4 pairs (PiMF) to the core
<b>Overall screen</b>	Cu-braid tin-plated
<b>Outer jacket</b>	LSHF D <sub>ca</sub> , blue RAL 5024 duplex design with separator
<b>Outer diameter</b>	6.8 mm, (6.9mm/14.0mm)

**Shielding properties**

<b>Transfer impedance</b>	<b>at 1 MHz</b>	12 mΩ/m
	<b>at 10 MHz</b>	10 mΩ/m Grade 2
	<b>at 30 MHz</b>	30 mΩ/m
<b>Coupling attenuation</b>	80 dB Type 2	
	Disconnection class according to EN 50174-2 „d“	

**Product Code Table**

Product description	PG Article number	CPR- Class Construction Products Regulation
UC400 HS23 C6 S/FTP 4P LSHF-FR D <sub>ca</sub>	60035124	D <sub>ca</sub> s2 d2 a1
UC400 HS23 C6 S/FTP 4P LSHF-FR D <sub>ca</sub> 1000DW	60035125	D <sub>ca</sub> s2 d2 a1
UC400 HS23 C6 S/FTP 4P LSHF 100RW	60013268	E <sub>ca</sub>
UC400 HS23 C6 S/FTP 4P LSHF 200DW	60013269	E <sub>ca</sub>
UC400 HS23 C6 S/FTP 4P LSHF 500DW	60011577	E <sub>ca</sub>
UC400 HS23 C6 S/FTP 4P LSHF 1000DW	60011578	E <sub>ca</sub>
UC400 HS23 C6 S/FTP 4P LSHF	60011579	E <sub>ca</sub>
UC400 HS23 C6 S/FTP 4P PVC GY	60015243	E <sub>ca</sub>
UC400 HS23 C6 S/FTP 4P PVC 500DW	60010961	E <sub>ca</sub>
UC400 HS23 C6 S/FTP 2x4P LSHF	60015313	E <sub>ca</sub>
UC400 HS23 C6 S/FTP 2x4P LSHF 100DW	60015320	E <sub>ca</sub>
UC400 HS23 C6 S/FTP 2x4P LSHF 500DW	60013169	E <sub>ca</sub>
UC400 HS23 C6 S/FTP 2x4P LSHF 1000DW	60015318	E <sub>ca</sub>

**Electrical data at 20°C**

	System cut-off frequency at 250MHz	Cable bandwidth at 400MHz
<b>Attenuation</b>	28.1 dB	38.3 dB
<b>NEXT</b>	90.0 dB	87.0 dB
<b>PS-NEXT</b>	87.0 dB	84.0 dB
<b>ACR-N</b>	62.0 dB	48.0 dB
<b>PS-ACR-N</b>	59.0 dB	45.0 dB
<b>ACR-F</b>	69.0 dB	64.0 dB
<b>PS-ACR-F</b>	66.0 dB	61.0 dB
<b>Return Loss</b>	24.0 dB	23.0 dB

Nominal Velocity of Propagation approx. 79 %

**Flame retardancy**

<b>Euro class according to EN 50399</b>	D <sub>ca</sub> s2 d2 a1, E <sub>ca</sub>
<b>IEC</b>	IEC 60332-3; IEC60754-2; IEC 61034; IEC60332-1

**External quality monitoring**

3P

**UC400 S23 Cat.6 LSHF**

U/UTP Installationskabel

**Areas of application / Applicable standards**

**Related to system standards:**  
Installation cable for use in primary, secondary and tertiary areas in structured building cabling according to EN 50173, ISO/IEC 11801 Power over Ethernet (PoE) / Type 1-4

**Based on component standards for cables:**  
EN 50288-5-1, IEC 61156-5

**Cable structure**

<b>Conductor</b>	Cu-wire, bare Ø 0.5
<b>Insulation</b>	Foam-Skin Polyethylen
<b>Core colors</b>	blue/white; orange/white; green/white; brown/white
<b>Stranding</b>	2 cores to pair
<b>Stranding to the core</b>	4 pairs to the core non-metallic separator in the core ( spline)
<b>Stranding to the core</b>	4 pairs (PiMF) to the core
<b>Pair shield</b>	Aluminium-coated plastic composite foil, patented winding by two pairs each, tinned AWG26 two-wire
<b>Outer jacket</b>	LSHF C <sub>ca</sub> - E <sub>ca</sub> , blue RAL 5012 duplex design with separator
<b>Outer diameter</b>	6.5 mm (D <sub>ca</sub> , E <sub>ca</sub> ), 6.8mm C <sub>ca</sub>

**Shielding properties**

<b>Transfer impedance</b>	<b>at 1 MHz</b>	50 mΩ/m
	<b>at 10 MHz</b>	100 mΩ/m Grade 2
	<b>at 30 MHz</b>	200 mΩ/m
<b>Coupling attenuation</b>	55 dB Type 2	
	Disconnection class according to EN 50174-2 „C“	

**Product Code Table**

Product description	PG Article number	CPR- Class Construction Products Regulation
UC400 S23 C6 U/FTP LSHF-FR C <sub>ca</sub> s1ad1a1 4P	60091748	C <sub>ca</sub> s1a d1 a1
UC400 S 23 C6 U/FTP 4P LSHF-FR C <sub>ca</sub> s1ad1a1 305BR	60091750	C <sub>ca</sub> s1a d1 a1
UC400 S23 C6 U/FTP LSHF-FR C <sub>ca</sub> s1ad1a1 4P 500DW	60091992	C <sub>ca</sub> s1a d1 a1
UC400 S23 C6 U/FTP LSHF-FR C <sub>ca</sub> s1ad1a1 4P 1000DW	60091749	C <sub>ca</sub> s1a d1 a1
UC400 S23 C6 U/FTP 4P LSHF D <sub>ca</sub>	60011511	D <sub>ca</sub> s2 d2 a1
UC400 S23 C6 U/FTP 4P LSHF D <sub>ca</sub> 100RW	60013265	D <sub>ca</sub> s2 d2 a1
UC400 S23 C6 U/FTP 4P LSHF D <sub>ca</sub> 305BR	60011510	D <sub>ca</sub> s2 d2 a1
UC400 S23 C6 U/FTP 4P LSHF D <sub>ca</sub> 500DW	60011508	D <sub>ca</sub> s2 d2 a1
UC400 S23 C6 U/FTP 4P LSHF D <sub>ca</sub> 1000DW	60011509	D <sub>ca</sub> s2 d2 a1
UC400 S23 C6 U/FTP 2x4P LSHF D <sub>ca</sub>	60015492	D <sub>ca</sub> s2 d2 a1
UC400 S23 C6 U/FTP 2x4P LSHF D <sub>ca</sub> 100DW	60015498	D <sub>ca</sub> s2 d2 a1
UC400 S23 C6 U/FTP 2x4P LSHF D <sub>ca</sub> 500DW	60015494	D <sub>ca</sub> s2 d2 a1
UC400 S23 C6 U/FTP 2x4P LSHF D <sub>ca</sub> 1000DW	60015496	D <sub>ca</sub> s2 d2 a1
UC400 S23 C6 U/FTP 4P PVC	60011497	E <sub>ca</sub>
UC400 S23 C6 U/FTP 4P PVC 100RW	60015233	E <sub>ca</sub>
UC400 S23 C6 U/FTP 4P PVC 305DW	60026453	E <sub>ca</sub>
UC400 S23 C6 U/FTP 4P PVC 500DP	60015236	E <sub>ca</sub>
UC400 S23 C6 U/FTP 4P PVC 500 DW	60010675	E <sub>ca</sub>
UC400 S23 C6 U/FTP 4P PVC 1000 DW	60010674	E <sub>ca</sub>
UC400 S23 C6 U/FTP 4P PVC GY	60015238	E <sub>ca</sub>
UC400 S23 C6 U/FTP 4P PVC GY 305DW	60027214	E <sub>ca</sub>
UC400 S23 C6 U/FTP 4P PVC GY 500DW	60010959	E <sub>ca</sub>
UC400 S23 C6 U/FTP 4P PVC GY 1000DW	60010960	E <sub>ca</sub>

**Electrical data at 20°C**

	System cut-off frequency at 250MHz	Cable bandwidth at 400MHz
<b>Attenuation</b>	28.1 dB	38.3 dB
<b>NEXT</b>	90.0 dB	87.0 dB
<b>PS-NEXT</b>	87.0 dB	84.0 dB
<b>ACR-N</b>	62.0 dB	48.0 dB
<b>PS-ACR-N</b>	59.0 dB	45.0 dB
<b>ACR-F</b>	69.0 dB	64.0 dB
<b>PS-ACR-F</b>	66.0 dB	61.0 dB
<b>Return Loss</b>	24.0 dB	23.0 dB

Nominal Velocity of Propagation approx. 79 %

**Flame retardancy**


<b>Euro class according to EN 50399</b>	C <sub>ca</sub> s1a d1 a1 , D <sub>ca</sub> s2 d2 a1, E <sub>ca</sub>
<b>IEC</b>	IEC60754-2; IEC 61034; IEC60332-1

**External quality monitoring**

3P

**UC400 23 Cat.6 U/UTP B2<sub>ca</sub> & C<sub>ca</sub>**

U/UTP Installationskabel

**Areas of application / Applicable standards**

**Related to system standards:**  
Installation cable for use in primary, secondary and tertiary areas in structured building cabling according to EN 50173, ISO/IEC 11801 Power over Ethernet (PoE) / Type 1-4

**Based on component standards for cables:**  
EN 50288-5-1, IEC 61156-5

**Cable structure**

Conductor	Cu-wire, bare Ø 0.56 mm
Insulation	Foam-Skin Polyethylen
Stranding	2 cores to pair
Stranding to the core	4 pairs to the core non-metallic separator in the core ( spline)
Outer jacket	LSHF B2 <sub>ca</sub> & C <sub>ca</sub> , blue RAL 5012 duplex sheathing
Outer diameter	6.1 mm (B2 <sub>ca</sub> ); 5.9mm C <sub>ca</sub>

**Shielding properties**

Coupling attenuation	≥ 40 dB Type 3
----------------------	----------------

**Electrical data at 20°C**

	System cut-off frequency at 250MHz	Cable bandwidth at 400MHz
Attenuation	33.0 dB	41.7 dB
NEXT	38.0 dB	39.0 dB
PS-NEXT	35.0 dB	36.0 dB
ACR-F	20.0 dB	30.0 dB
PS-ACR-F	17.0 dB	27.0 dB
Return Loss	17.3 dB	

Nominal Velocity of Propagation approx. 67 %

**Flame retardancy**

Euro class according to EN 50399	B2 <sub>ca</sub> s1a d1 a1, C <sub>ca</sub> s1a d1 a1
IEC	IEC60754-2; IEC 61034; IEC60332-1, IEC 60332-3

**External quality monitoring**

3P

**Product Code Table**

Product description	PG Article number	CPR- Class Construction Products Regulation
UC400 23 C6 U/UTP 4P LSHF D65 B2 <sub>ca</sub> 305BR	60094525	B2 <sub>ca</sub> s1a d1 a1
UC400 23 C6 U/UTP 4P LSHF D65 B2 <sub>ca</sub> BU 500DW	60080761	B2 <sub>ca</sub> s1a d1 a1
UC400 23 C6 U/UTP 4P LSHF D65 B2 <sub>ca</sub> BU 1000DW	60080772	B2 <sub>ca</sub> s1a d1 a1
UC400 23 C6 U/UTP 4P LSHF D64 C <sub>ca</sub> BU 250DW	60077095	C <sub>ca</sub> s1a d1 a1
UC400 23 C6 U/UTP 4P LSHF D64 C <sub>ca</sub> BU 305BR	60077082	C <sub>ca</sub> s1a d1 a1
UC400 23 C6 U/UTP 4P LSHF D64 C <sub>ca</sub> BU 500DW	60077083	C <sub>ca</sub> s1a d1 a1
UC400 23 C6 U/UTP 4P LSHF D64 C <sub>ca</sub> BU 1000DW	60078193	C <sub>ca</sub> s1a d1 a1

**UC400 Cat.6 U/UTP HD LSHF**

U/UTP Installationskabel

**Areas of application / Applicable standards**

**Related to system standards:**  
Installation cable for use in primary, secondary and tertiary areas in structured building cabling according to EN 50173, ISO/IEC 11801 Power over Ethernet (PoE) / Type 1-4

**Based on component standards for cables:**  
EN 50288-5-1, IEC 61156-5

**Cable structure**

Conductor	Cu-wire, bare Ø 0.54
Insulation	Foam-Skin Polyethylen
Stranding	2 cores to pair
Stranding to the core	4 pairs to the core non-metallic separator in the core ( spline)
Outer jacket	LSHF D <sub>ca</sub> , blue RAL 5012
Outer diameter	5.4 mm (D <sub>ca</sub> , E <sub>ca</sub> )

**Shielding properties**

Coupling attenuation	40 dB Type 3 Disconnection class according to EN 50174-2 „B“
----------------------	---

**Product Code Table**

Product description	PG Article number	CPR- Class Construction Products Regulation
UC400 Cat.6 U/UTP HD LSHF D <sub>ca</sub> BU	60052641	D <sub>ca</sub> s2 d2 a1
UC400 Cat.6 U/UTP HD LSHF D <sub>ca</sub> BU 305BR	60052665	D <sub>ca</sub> s2 d2 a1
UC400 Cat.6 U/UTP HD 4P LSHF D <sub>ca</sub> 500DW	60052646	D <sub>ca</sub> s2 d2 a1
UC400 Cat.6 U/UTP HD 4P LSHF (Bu)	60029779	E <sub>ca</sub>
UC400 Cat.6 U/UTP HD 4P LSHF (Bu) 305BR	60010360	E <sub>ca</sub>
UC400 Cat.6 U/UTP HD 4P LSHF (Bu) 500DW	60025990	E <sub>ca</sub>
UC400 Cat.6 U/UTP HD 4P PVC (Bu) 305BR	6001036	E <sub>ca</sub>
UC400 Cat.6 U/UTP HD 4P PVC (Bu) 500DW	60026614	E <sub>ca</sub>
UC400 Cat.6 U/UTP HD 4P PVC (Bu) 1000DW	60026616	E <sub>ca</sub>

**Electrical data at 20°C**

	System cut-off frequency at 250MHz	Cable bandwidth at 400MHz
Attenuation	28.1 dB	38.3 dB
NEXT	90.0 dB	87.0 dB
PS-NEXT	87.0 dB	84.0 dB
ACR-N	62.0 dB	48.0 dB
PS-ACR-N	59.0 dB	45.0 dB
ACR-F	69.0 dB	64.0 dB
PS-ACR-F	66.0 dB	61.0 dB
Return Loss	24.0 dB	23.0 dB

Nominal Velocity of Propagation approx. 79 %

**Flame retardancy**

Euro class according to EN 50399	D <sub>ca</sub> s2 d2 a1, E <sub>ca</sub>
IEC	IEC 60754-2; IEC 61034; IEC 60332-1

**External quality monitoring**

3P



**UC300 HS24 Cat.5e SF/UTP**

SF/UTP AWG24/1

**Areas of application / Applicable standards****Related to system standards:**

Installation cable for use in primary, secondary and tertiary areas in structured building cabling according to EN 50173, ISO/IEC 11801 Power over Ethernet (PoE) / Type 1-4

**Based on component standards for cables:**

EN 50288-2-1, IEC 61156-5

**Cable structure**

<b>Conductor</b>	Cu-wire, bare, AWG 24
<b>Insulation</b>	Foam-Skin Polyethylen
<b>Stranding</b>	2 cores to pair
<b>Stranding to the core</b>	4 pairs (PIMF) to the core
<b>Overall screen</b>	Aluminium-coated plastic composite foil and Copper braiding, tinned
<b>Outerjacket</b>	LSHF-FR D <sub>ca</sub> , E <sub>ca</sub> grey RAL 7035 duplex design with separator Divider
<b>Outer diameter</b>	6.8 mm, (6.8mm/14.8mm)

**Shielding properties**

<b>Transfer impedance</b>	at 1 MHz	12 mΩ/m
	at 10 MHz	10 mΩ/m Grade 2
	at 30 MHz	30 mΩ/m
<b>Coupling attenuation</b>	80 dB Type 2 Disconnection class according to EN 50174-2 „d“	

**Product Code Table**

Product description	PG Article number	CPR- Class Construction Products Regulation
UC300 HS24 Cat.5e SF/UTP 4P LSHF-FR D <sub>ca</sub>	60061333	D <sub>ca</sub> s2 d2 a1
UC300 HS24 Cat.5e SF/UTP 4P LSHF-FR D <sub>ca</sub> 500DP	60064235	D <sub>ca</sub> s2 d2 a1
UC300 HS24 Cat.5e SF/UTP 4P LSHF-FR D <sub>ca</sub> 1000DW	60061334	D <sub>ca</sub> s2 d2 a1
UC300 HS24 Cat.5e SF/UTP 2x4P LSHF-FR D <sub>ca</sub>	60061335	D <sub>ca</sub> s2 d2 a1
UC300 HS24 Cat.5e SF/UTP 2x4P LSHF-FR D <sub>ca</sub> 500DW	60061336	D <sub>ca</sub> s2 d2 a1
UC300 HS24 C5e SF/UTP 4P PVC 500DP	60013164	E <sub>ca</sub>
UC300 HS24 C5e SF/UTP 2x4P PVC 500DP	60017479	E <sub>ca</sub>
UC300 HS24 C5e SF/UTP 4P LSHF	60009618	E <sub>ca</sub>
UC300 HS24 C5e SF/UTP 4P LSHF 50RW	60024745	E <sub>ca</sub>
UC300 HS24 C5e SF/UTP 4P LSHF 100RW	60013237	E <sub>ca</sub>
UC300 HS24 C5e SF/UTP 4P LSHF 250RW	60024746	E <sub>ca</sub>
UC300 HS24 C5e SF/UTP 4P LSHF 500DW	60011496	E <sub>ca</sub>
UC300 HS24 C5e SF/UTP 4P LSHF 1000DW	60009201	E <sub>ca</sub>
UC300 HS24 C5e SF/UTP 4P LSHF 6000DW	60017493	E <sub>ca</sub>
UC300 HS24 C5e SF/UTP 2x4P LSHF	60029665	E <sub>ca</sub>
UC300 HS24 C5e SF/UTP 2x4P LSHF 100DW	60017490	E <sub>ca</sub>
UC300 HS24 C5e SF/UTP 2x4P LSHF 500DW	60017491	E <sub>ca</sub>
UC300 HS24 C5e SF/UTP 2x4P LSHF 1000DW	60017492	E <sub>ca</sub>

**Electrical data at 20°C**

	System cut-off frequency at 100MHz	Cable bandwidth at 300MHz
<b>Attenuation</b>	19.8 dB	32.0 dB
<b>NEXT</b>	41.0 dB	34.0 dB
<b>PS-NEXT</b>	38.0 dB	31.0 dB
<b>ACR-N</b>	21.2 dB	2.0 dB
<b>PS-ACR-N</b>	18.2 dB	
<b>ACR-F</b>	28.0 dB	16.0 dB
<b>PS-ACR-F</b>	25.0 dB	13.0 dB
<b>Return Loss</b>	20.0 dB	

Nominal Velocity of Propagation approx. 79 %

**Flame retardancy**

<b>Euro class according to EN 50399</b>	D <sub>ca</sub> s2 d2 a1, E <sub>ca</sub>
<b>IEC</b>	IEC 60332-3-24; IEC 60754-2; IEC 61034; IEC 60332-1

**External quality monitoring**

3P, DNV GL

**UC300 S24 Cat.5e F/UTP**

F/UTP AWG24/1

**Areas of application / Applicable standards****Related to system standards:**

Installation cable for use in primary, secondary and tertiary areas in structured building cabling according to EN 50173, ISO/IEC 11801 Power over Ethernet (PoE) / Type 1-4

**Based on component standards for cables:**

EN 50288-2-1, IEC 61156-5

**Cable structure**

<b>Conductor</b>	Cu-wire, bare, AWG 24
<b>Insulation</b>	Foam-Skin Polyethylen
<b>Stranding</b>	2 cores to pair
<b>Stranding to the core</b>	4 pairs (PIMF) to the core
<b>Overall screen</b>	Aluminium-coated plastic composite foil, two-wire AWG26 tin-plated
<b>Outerjacket</b>	LSHF D <sub>ca</sub> , E <sub>ca</sub> grey RAL 7035 duplex design with divider
<b>Outer diameter</b>	5.9 mm, (5.9mm/12.0mm)

**Shielding properties**

<b>Transfer impedance</b>	at 1 MHz	50 mΩ/m
	at 10 MHz	100 mΩ/m Grade 2
	at 30 MHz	200 mΩ/m
<b>Coupling attenuation</b>	55 dB Type 2 Disconnection class according to EN 50174-2 „c“	

**Product Code Table**

Product description	PG Article number	CPR- Class Construction Products Regulation
UC300 S24 Cat.5e F/UTP LSHF D <sub>ca</sub>	60061112	D <sub>ca</sub> s2 d2 a1
UC300 S24 Cat.5e F/UTP LSHF D <sub>ca</sub> 100R	60061113	D <sub>ca</sub> s2 d2 a1
UC300 S24 Cat.5e F/UTP LSHF D <sub>ca</sub> 305BR	60061196	D <sub>ca</sub> s2 d2 a1
UC300 S24 Cat.5e F/UTP LSHF D <sub>ca</sub> 500DW	60061114	D <sub>ca</sub> s2 d2 a1
UC300 S24 Cat.5e F/UTP LSHF D <sub>ca</sub> 1000DW	60061115	D <sub>ca</sub> s2 d2 a1
UC300 S24 C5e F/UTP 4P PVC	60013161	E <sub>ca</sub>
UC300 S24 Cat.5e F/UTP 4P PVC 100RW	60013162	E <sub>ca</sub>
UC300 S24 C5e F/UTP 4P PVC 305BR	60011026	E <sub>ca</sub>
UC300 S24 C5e F/UTP 4P PVC 500DW	60011258	E <sub>ca</sub>
UC300 S24 C5e F/UTP 4P PVC 500DP	60017466	E <sub>ca</sub>
UC300 S24 C5e F/UTP 4P PVC 1000DW	60011257	E <sub>ca</sub>
UC300 S24 C5e F/UTP 2x4P PVC	60017483	E <sub>ca</sub>
UC300 S24 C5e F/UTP 2x4P PVC 500DP	60017484	E <sub>ca</sub>
UC300 S24 C5e F/UTP 2x4P PVC 500DW	60017485	E <sub>ca</sub>
UC300 S24 C5e F/UTP 2x4P PVC 1000DP	60017486	E <sub>ca</sub>
UC300 S24 C5e F/UTP 4P LSHF	60011537	E <sub>ca</sub>
UC300 S24 C5e F/UTP 4P LSHF 100RW	60013227	E <sub>ca</sub>
UC300 S24 C5e F/UTP 4P LSHF 305BR	60011534	E <sub>ca</sub>
UC300 S24 Cat.5e F/UTP 4P LSHF 500DW	60011536	E <sub>ca</sub>
UC300 S24 C5e F/UTP 4P LSHF 1000DW	60011535	E <sub>ca</sub>
UC300 S24 C5e F/UTP 4P LSHF BU 305BR	60011704	E <sub>ca</sub>
UC300 S24 C5e F/UTP 4P LSHF BU 1000DW	60011709	E <sub>ca</sub>
UC300 S24 C5e F/U 2X4P LSHF	60016039	E <sub>ca</sub>
UC300 S24 C5e F/U 2X4P LSHF 100DW	60016042	E <sub>ca</sub>
UC300 S24 C5e F/UTP 2x4P LSHF 500DW	60017488	E <sub>ca</sub>
UC300 S24 C5e F/UTP 2x4P LSHF 1000DP	60017489	E <sub>ca</sub>

**Electrical data at 20°C**

	System cut-off frequency at 100MHz	Cable bandwidth at 300MHz
<b>Attenuation</b>	19.8 dB	32.0 dB
<b>NEXT</b>	41.0 dB	34.0 dB
<b>PS-NEXT</b>	38.0 dB	31.0 dB
<b>ACR-N</b>	21.2 dB	2.0 dB
<b>PS-ACR-N</b>	18.2 dB	
<b>ACR-F</b>	28.0 dB	16.0 dB
<b>PS-ACR-F</b>	25.0 dB	13.0 dB
<b>Return Loss</b>	20.0 dB	

Nominal Velocity of Propagation approx. 79 %

**Flame retardancy**

<b>Euro class according to EN 50399</b>	D <sub>ca</sub> s2 d2 a1, E <sub>ca</sub>
<b>IEC</b>	IEC 60754-2; IEC 61034; IEC 60332-1

**External quality monitoring**

3P

**UC300 24 Cat.5e U/UTP**

U/UTP AWG24/1

**Areas of application / Applicable standards**

**Related to system standards:**  
Installation cable for use in primary, secondary and tertiary areas in structured building cabling according to EN 50173, ISO/IEC 11801 Power over Ethernet (PoE) / Type 1-4

**Based on component standards for cables:**  
EN 50288-3-1, IEC 61156-5

**Cable structure**

Conductor	Cu-wire, bare, AWG 24
Insulation	Foam-Skin Polyethylen
Stranding	2 cores to pair
Stranding to the core	4 pairs (PIMF) to the core
Outer jacket	LSHF D <sub>ca</sub> E <sub>ca</sub> grey RAL 7035 duplex design with divider
Outer diameter	5.0 mm, (5.0mm/10.0mm)

**Shielding properties**

Transfer impedance	at 1 MHz	50 mΩ/m
	at 10 MHz	100 mΩ/m Grade 2
	at 30 MHz	200 mΩ/m
Coupling attenuation	40 dB Type 3 Disconnection class according to EN 50174-2 „b“	

**Product Code Table**

Product description	PG Article number	CPR- Class Construction Products Regulation
UC300 24 Cat.5e U/UTP LSHF D <sub>ca</sub>	60060056	D <sub>ca</sub> s2 d2 a1
UC300 24 Cat.5e U/UTP LSHF D <sub>ca</sub> 305BR	60060061	D <sub>ca</sub> s2 d2 a1
UC300 24 Cat.5e U/UTP LSHF D <sub>ca</sub> 500DW	60060063	D <sub>ca</sub> s2 d2 a1
UC300 24 Cat.5e U/UTP LSHF D <sub>ca</sub> 1000DW	60060062	D <sub>ca</sub> s2 d2 a1
UC300 24 C5e U/UTP 4P PVC	60011254	E <sub>ca</sub>
UC300 24 C5e U/UTP 4P PVC 100RW	60016130	E <sub>ca</sub>
UC300 24 C5e U/UTP 4P PVC 305BR	60011062	E <sub>ca</sub>
UC300 24 C5e U/UTP 4P PVC 500DW	60011253	E <sub>ca</sub>
UC300 24 C5e U/UTP 4P PVC 1000DW	60011255	E <sub>ca</sub>
UC300 24 C5e U/UTP 4P PVC 500DP	60017476	E <sub>ca</sub>
UC300 24 C5e U/UTP 4P PVC 1000DP	60017477	E <sub>ca</sub>
UC300 24 C5e U/UTP 4P PVC 2000DP	60017478	E <sub>ca</sub>
UC300 24 C5e U/UTP 4P PVC 5000DW	60016135	E <sub>ca</sub>
UC300 24 C5e U/UTP 2x4P PVC	60017480	E <sub>ca</sub>
UC300 24 C5e U/UTP 2x4P PVC 500DP	60017481	E <sub>ca</sub>
UC300 24 C5e U/UTP 2x4P PVC 500DW	60017482	E <sub>ca</sub>
UC300 24 C5e U/UTP LSHF	60026275	E <sub>ca</sub>
UC300 24 C5e U/UTP LSHF 305BR	60011512	E <sub>ca</sub>
UC300 24 C5e U/UTP LSHF 500DW	60011514	E <sub>ca</sub>
UC300 24 C5e U/UTP LSHF 500DP	60017464	E <sub>ca</sub>
UC300 24 C5e U/UTP LSHF 1000DW	60011513	E <sub>ca</sub>
UC300 24 C5e U/UTP LSHF 1000DP	60017465	E <sub>ca</sub>
UC300 24 C5e U/UTP LSHF BU 305BR	60011703	E <sub>ca</sub>
UC300 24 C5e U/UTP 2x4P LSHF 500DP	60017487	E <sub>ca</sub>

**Electrical data at 20°C**

	System cut-off frequency at 100MHz	Cable bandwidth at 300MHz
Attenuation	19.8 dB	32.0 dB
NEXT	41.0 dB	34.0 dB
PS-NEXT	38.0 dB	31.0 dB
ACR-N	21.2 dB	2.0 dB
PS-ACR-N	18.2 dB	
ACR-F	28.0 dB	16.0 dB
PS-ACR-F	25.0 dB	13.0 dB
Return Loss	20.0 dB	

Nominal Velocity of Propagation approx. 79 %

**Flame retardancy**

Euro class according to EN 50399	D <sub>ca</sub> s2 d2 a1, E <sub>ca</sub>
IEC	IEC 60332-1; IEC 60754-2; IEC 61034

**External quality monitoring**

3P
----

**UC<sup>FUTURE</sup> COMPACT26/7 Cat.8.2 S/FTP Patch**

S/FTP AWG26/7

**Areas of application / Applicable standards**

**Related to system standards:**  
Primary (Campus), Secondary (Riser), Tertiary (Horizontal)  
IEEE 802.3: 10Base-T, 100Base-T, 1000Base-T, 10GBase-T; 40GBase-T  
ISDN, TPDDI, ATM, CATV, Broadband Video, SOHO-Cabling Power over Ethernet (PoE) / Type 1-4

**Based on component standards for cables:**  
IEC 61156-10; EN 50288-12-2

**Cable structure**

Conductor	Cu-wire, bare, AWG 26/7
Insulation	Foam-Skin Polyethylen Ø 1.1 mm
Core colors	blue/white; orange/white; green/white; brown/white
Stranding	2 cores to pair
Pair shield	Aluminium-coated plastic composite foil
Stranding to the core	4 pairs (PiMF) to the core
Overall screen	Copper braiding, tinned
Outer jacket	LSHF E <sub>ca</sub> , Yellow RAL1021
Outer diameter	6.0 mm

**Shielding properties**

Transfer impedance	at 1 MHz	25 mΩ/m
	at 10 MHz	25 mΩ/m Grade 1
	at 30 MHz	30 mΩ/m
Coupling attenuation	70 dB	

**Product Code Table**

Product description	PG Article number	CPR- Class Construction Products Regulation
UC <sup>FUTURE</sup> COMPACT26/7 Cat.8.2 S/FTP 4P Patch 1000W	60032047	E <sub>ca</sub>

**Electrical data at 20°C**

	System cut-off frequency at 2000MHz (100m)
Attenuation	136.0 dB
NEXT	70.0 dB
PS-NEXT	67.0 dB
ACR-N	-66.0 dB
PS-ACR-N	-69.0 dB
ACR-F	35.0 dB
PS-ACR-F	32.0 dB
Return Loss	15.0 dB

Nominal Velocity of Propagation approx. 79 %

**Flame retardancy**

Euro class according to EN 50399	E <sub>ca</sub>
IEC	IEC60754-2; IEC 61034; IEC60332-1

**External quality monitoring**

GHMT
------



Multimedia Solutions


# Next Generation Patch Cable – high speed for the future



- Increased performance through AWG 26
- Maximum PoE efficiency
- Optimized fire protection with CPR class D<sub>ca</sub>

[www.draka-cable.com](http://www.draka-cable.com)

**NEW**



**Draka**

A Brand of Prysmian Group

## UC900 FLEX CAT.7 S/FTP

S/FTP AWG26/7



### Areas of application / Applicable standards

Related to system standards:  
Connection and interconnection cable, IEEE 802.3: 10Base-T; 100Base-T; 1000Base-T; 10GBase-T, IEEE 802.5 16 MB; ISDN; TPDDI; ATM, Power over Ethernet (PoE) / Type 1-4 Based on component standards for cables: EN 50288-4-2, IEC 61156-6

### Cable structure

Conductor	Cu-wire, bare, AWG 26/7
Insulation	Foam-Skin Polyethylen
Core colors	blue/white; orange/white; green/white; brown/white
Stranding	2 cores to pair
Pair shield	Aluminium-coated plastic composite foil
Stranding to the core	4 pairs (PIMF) to the core
Overall screen	Copper braiding, tinned
Outer jacket	LSHF D <sub>ca</sub>
Outer diameter	5.9 mm

### Electrical data at 20°C

	System cut-off frequency at 600MHz	Cable bandwidth at 1000MHz
Attenuation (10m)	6.8 dB	9.5 dB
NEXT	90.0 dB	80.0 dB
PS-NEXT	87.0 dB	77.0 dB
ACR-N	83.0 dB	70.0 dB
ACR-F	39.0 dB	
PS-ACR-F	36.0 dB	
Return Loss	20.0 dB	17.0 dB

Nominal Velocity of Propagation approx. 79 %

### Flame retardancy

Euro class according to EN 50399	D <sub>ca</sub>
IEC	IEC60332-1; IEC60754-2; IEC 61034

### Shielding properties

Transfer impedance	at 1 MHz	10 mΩ/m
	at 10 MHz	10 mΩ/m
	at 30 MHz	30 mΩ/m
Coupling attenuation	85 dB	

### Product Code Table

Product description	PG Article number	CPR- Class Construction Products Regulation
DR UC900 FLEX C7 S/FTwP 4P LSHF BK	60109037	D <sub>ca</sub>
DR UC900 FLEX C7 S/FTP 4P LSHF BK 1000DW	60108961	D <sub>ca</sub>
DR UC900 FLEX C7 S/FTP 4P LSHF BK 100RW	60108923	D <sub>ca</sub>
DR UC900 FLEX C7 S/FTP 4P LSHF BK 5000DW	60109035	D <sub>ca</sub>
DR UC900 FLEX C7 S/FTP 4P LSHF BK np	60109375	D <sub>ca</sub>
DR UC900 FLEX C7 S/FTP 4P LSHF BU	60109045	D <sub>ca</sub>
DR UC900 FLEX C7 S/FTP 4P LSHF BU 1000DW	60109043	D <sub>ca</sub>
DR UC900 FLEX C7 S/FTP 4P LSHF BU 100RW	60109041	D <sub>ca</sub>
DR UC900 FLEX C7 S/FTP 4P LSHF BU 5000DW	60109046	D <sub>ca</sub>
DR UC900 FLEX C7 S/FTP 4P LSHF BU np	60109332	D <sub>ca</sub>
DR UC900 FLEX C7 S/FTP 4P LSHF GN	60108962	D <sub>ca</sub>
DR UC900 FLEX C7 S/FTP 4P LSHF GN 1000DW	60109044	D <sub>ca</sub>
DR UC900 FLEX C7 S/FTP 4P LSHF GN 100RW	60108963	D <sub>ca</sub>
DR UC900 FLEX C7 S/FTP 4P LSHF GN 5000DW	60109040	D <sub>ca</sub>
DR UC900 FLEX C7 S/FTP 4P LSHF GN np	60109303	D <sub>ca</sub>
DR UC900 FLEX C7 S/FTP 4P LSHF GY	60108812	D <sub>ca</sub>
DR UC900 FLEX C7 S/FTP 4P LSHF GY 1000DW	60108884	D <sub>ca</sub>
DR UC900 FLEX C7 S/FTP 4P LSHF GY 100RW	60108909	D <sub>ca</sub>
DR UC900 FLEX C7 S/FTP 4P LSHF GY 25RW	60108910	D <sub>ca</sub>
DR UC900 FLEX C7 S/FTP 4P LSHF GY 41000D	60108885	D <sub>ca</sub>
DR UC900 FLEX C7 S/FTP 4P LSHF GY 5000DW	60108813	D <sub>ca</sub>
DR UC900 FLEX C7 S/FTP 4P LSHF GY 50RW	60108934	D <sub>ca</sub>
DR UC900 FLEX C7 S/FTP 4P LSHF GY np	60109330	D <sub>ca</sub>
DR UC900 FLEX C7 S/FTP 4P LSHF OG	60108959	D <sub>ca</sub>
DR UC900 FLEX C7 S/FTP 4P LSHF OG 1000DW	60108958	D <sub>ca</sub>
DR UC900 FLEX C7 S/FTP 4P LSHF OG 100RW	60108922	D <sub>ca</sub>
DR UC900 FLEX C7 S/FTP 4P LSHF OG 5000DW	60109034	D <sub>ca</sub>
DR UC900 FLEX C7 S/FTP 4P LSHF RD	60109036	D <sub>ca</sub>
DR UC900 FLEX C7 S/FTP 4P LSHF RD 1000DW	60109038	D <sub>ca</sub>
DR UC900 FLEX C7 S/FTP 4P LSHF RD 100RW	60108960	D <sub>ca</sub>
DR UC900 FLEX C7 S/FTP 4P LSHF RD 5000DW	60109039	D <sub>ca</sub>
DR UC900 FLEX C7 S/FTP 4P LSHF RD np	60109374	D <sub>ca</sub>
DR UC900 FLEX C7 S/FTP 4P LSHF VT	60109049	D <sub>ca</sub>
DR UC900 FLEX C7 S/FTP 4P LSHF VT 1000DW	60109055	D <sub>ca</sub>
DR UC900 FLEX C7 S/FTP 4P LSHF WH	60109056	D <sub>ca</sub>
DR UC900 FLEX C7 S/FTP 4P LSHF WH 1000DW	60109050	D <sub>ca</sub>
DR UC900 FLEX C7 S/FTP 4P LSHF WH np	60109333	D <sub>ca</sub>
DR UC900 FLEX C7 S/FTP 4P LSHF YE	60109054	D <sub>ca</sub>
DR UC900 FLEX C7 S/FTP 4P LSHF YE 1000DW	60109047	D <sub>ca</sub>
DR UC900 FLEX C7 S/FTP 4P LSHF YE 100RW	60109042	D <sub>ca</sub>
DR UC900 FLEX C7 S/FTP 4P LSHF YE 5000DW	60109048	D <sub>ca</sub>
DR UC900 FLEX C7 S/FTP 4P LSHF YE np	60109331	D <sub>ca</sub>

**UC500 S27 Cat.6A U/FTP Patch**

U/FTP AWG27/7

**Areas of application / Applicable standards**

**Related to system standards:**  
Installation cable for use in primary, secondary and tertiary areas in structured building cabling according to EN 50173, ISO/IEC 11801 Power over Ethernet (PoE) / Type 1-4

**Based on component standards for cables:**  
EN 50288-10-1, IEC 61156-5

**Cable structure**

Conductor	Cu-wire, bare, AWG 27/7
Insulation	Foam-Skin Polyethylen
Core colors	blue/white; orange/white; green/white; brown/white
Stranding	2 cores to pair
Pair shield	Aluminium-coated plastic composite foil, patented wrapping around two pairs at a time
Stranding to the core	4 pairs (PiMF) to the core
Outer jacket	LSHF E <sub>ca</sub>
Outer diameter	5.7 mm

**Shielding properties**

Transfer impedance	at 1 MHz	50 mΩ/m
	at 10 MHz	100 mΩ/m
	at 30 MHz	200 mΩ/m
Coupling attenuation	55 dB	

**Product Code Table**

Product description	PG Article number	CPR- Class Construction Products Regulation
UC500 S27 C6A U/FTPp 4P LSHF BK	60015502	E <sub>ca</sub>
UC500 S27 C6A U/FTPp 4P LSHF BK 500DW	60015503	E <sub>ca</sub>
UC500 S27 C6A U/FTPp 4P LSHF BK 500DP	60015504	E <sub>ca</sub>
UC500 S27 C6A U/FTPp 4P LSHF RD	60015505	E <sub>ca</sub>
UC500 S27 C6A U/FTPp 4P LSHF RD 500DW	60015506	E <sub>ca</sub>
UC500 S27 C6A U/FTPp 4P LSHF GN	60015507	E <sub>ca</sub>
UC500 S27 C6A U/FTPp 4P LSHF GN 500DW	60015508	E <sub>ca</sub>
UC500 S27 C6A U/FTPp 4P LSHF BU	60015509	E <sub>ca</sub>
UC500 S27 C6A U/FTPp 4P LSHF BU 500DW	60015512	E <sub>ca</sub>
UC500 S27 C6A U/FTPp 4P LSHF GY	60015514	E <sub>ca</sub>
UC500 S27 C6A U/FTPp 4P LSHF GY 500DP	60015516	E <sub>ca</sub>
UC500 S27 C6A U/FTPp 4P LSHF GY 1000DW	60015518	E <sub>ca</sub>
UC500 S27 C6A U/FTPp 4P LSHF VT	60022009	E <sub>ca</sub>
UC500 S27 C6A U/FTPp 4P LSHF VT 500DP	60015522	E <sub>ca</sub>
UC500 S27 C6A U/FTPp 4P LSHF YE	60015524	E <sub>ca</sub>
UC500 S27 C6A U/FTPp 4P LSHF YE 500DW	60015526	E <sub>ca</sub>

**Electrical data at 20°C**

	System cut-off frequency at 500MHz
Attenuation / 10m	7.3 dB
NEXT	46.0 dB
PS-NEXT	43.0 dB
ACR-F	40.0 dB
PS-ACR-F	37.0 dB
Return Loss	18.0 dB

Nominal Velocity of Propagation approx. 79 %

**Flame retardancy**

Euro class according to EN 50399	E <sub>ca</sub>
IEC	IEC60332-1; IEC60754-2; IEC 61034

**UC400 S27 Cat.6 U/FTP Patch**

U/FTP AWG27/7

**Areas of application / Applicable standards**

**Related to system standards:**  
Connection and interconnection cables for use in primary, secondary and tertiary areas in structured building cabling according to EN 50173, ISO/IEC 11801 Power over Ethernet (PoE) / Type 1-4

**Based on component standards for cables:**  
EN 50288-5-2, IEC 61156-6

**Cable structure**

Conductor	Cu-wire, bare, AWG 27/7
Insulation	Foam-Skin Polyethylen
Core colors	blue/white; orange/white; green/white; brown/white
Stranding	2 cores to pair
Pair shield	Aluminium-coated plastic composite foil, patented wrapping around two pairs at a time
Stranding to the core	4 pairs (PiMF) to the core
Outer jacket	LSHF E <sub>ca</sub>
Outer diameter	5.7 mm

**Product Code Table**

Product description	PG Article number
UC400 S27 C6 U/FTPp 4P LSHF YE	6001560
UC400 S27 C6 U/FTPp 4P LSHF YE 100RW	60015452
UC400 S27 C6 U/FTPp 4P LSHF YE 500DW	60015453
UC400 S27 C6 U/FTPp 4P LSHF YE 1000DW	6001559
UC400 S27 C6 U/FTPp 4P LSHF GY	6001572
UC400 S27 C6 U/FTPp 4P LSHF GY 100RW	6001571
UC400 S27 C6 U/FTPp 4P LSHF GY 500DW	6001569
UC400 S27 C6 U/FTPp 4P LSHF GY1000DW	6001570
UC400 S27 C6 U/FTPp 4P LSHF RD	6001564
UC400 S27 C6 U/FTPp 4P LSHF RD 100RW	60015431
UC400 S27 C6 U/FTPp 4P LSHF RD 500DW	6001563
UC400 S27 C6 U/FTPp 4P LSHF RD 1000DW	60015434
UC400 S27 C6 U/FTPp 4P LSHF BU	6001566
UC400 S27 C6 U/FTPp 4P LSHF BU 100RW	60015446
UC400 S27 C6 U/FTPp 4P LSHF BU 500DW	6001565
UC400 S27 C6 U/FTPp 4P LSHF BU 1000DW	60015448
UC400 S27 C6 U/FTPp 4P LSHF OG	6001562
UC400 S27 C6 U/FTPp 4P LSHF OG 1000DW	60015425
UC400 S27 C6 U/FTPp 4P LSHF BK	6001575
UC400 S27 C6 U/FTPp 4P LSHF BK 100RW	6001573
UC400 S27 C6 U/FTPp 4P LSHF BK 1000DW	60015428
UC400 S27 C6 U/FTPp 4P LSHF GN	6001568
UC400 S27 C6 U/FTPp 4P LSHF GN 500DW	6001567
UC400 S27 C6 U/FTPp 4P LSHF GN 100RW	60015438
UC400 S27 C6 U/FTPp 4P LSHF GN 1000DW	60015441

**Electrical data at 20°C**

	System cut-off frequency at 250MHz	Cable bandwidth at 400MHz
Attenuation	5.1 dB	6.5 dB
NEXT	51.0 dB	48.0 dB
PS-NEXT	48.0 dB	45.0 dB
ACR-F	47.0 dB	43.0 dB
PS-ACR-F	44.0 dB	40.0 dB
Return Loss	20.0 dB	

Nominal Velocity of Propagation approx. 79 %

**Flame retardancy**

IEC	IEC60332-1; IEC60754-2; IEC 61034
-----	-----------------------------------

**Shielding properties**

Transfer impedance	at 1 MHz	50 mΩ/m
	at 10 MHz	100 mΩ/m
	at 30 MHz	200 mΩ/m
Coupling attenuation	55 dB	



**UC400 26 Cat.6 U/UTP Patch**

SF/UTP AWG26/7

**Areas of application / Applicable standards**

**Related to system standards:**  
Connection and interconnection cable  
IEEE 802.3: 10Base-T; 100Base-T; 1000Base-T; 10GBase-T;  
IEEE 802.5 16 MB; ISDN; TPDDI; ATM;  
Power over Ethernet (PoE) / Type 1-4  
**Based on component standards for cables:**  
EN 50288-2-2, IEC 61156-6

**Cable structure**

Conductor	Cu-wire, bare, AWG 26
Insulation	Foam-Skin Polyethylen Ø 0.98 mm
Stranding	2 cores to pair
Stranding to the core	4 pairs (PIMF) to the core
Outer jacket	PVC or LSHF
Outer diameter	5.5 mm

**Electrical data at 20°C**

	System cut-off frequency at 250MHz	Cable bandwidth at 400MHz
Attenuation	4.9 dB	6.6 dB
NEXT	38.0 dB	37.0 dB
PS-NEXT	35.0 dB	34.0 dB
ACR-F	20.0 dB	20.0 dB
PS-ACR-F	17.0 dB	17.0 dB
Return Loss	17.0 dB	

Nominal Velocity of Propagation approx. 67 %

**Flame retardancy**

IEC	PVC: IEC 60332-1 LSHF(LSOH): IEC 60332-1; IEC 60754-2; IEC 61034
-----	---

**Shielding properties**

Coupling attenuation	≥ 40 dB
----------------------	---------

**Product Code Table**

Product description	PG Article number
UC400 26 C6 U/FTPp 4P LSHF YE	60015344
UC400 26 C6 U/UTPp 4P LSHF OG	60015346
UC400 26 C6 U/UTPp 4P LSHF OG 500DP	60015348
UC400 26 C6 U/UTPp 4P LSHF BK	60015350
UC400 26 C6 U/UTPp 4P LSHF BK 500DP	60015351
UC400 26 C6 U/UTPp 4P LSHF RD	60015353
UC400 26 C6 U/UTPp 4P LSHF RD 500DP	60015355
UC400 26 C6 U/UTPp 4P LSHF GN	60015357
UC400 26 C6 U/UTPp 4P LSHF GN 500DP	60015359
UC400 26 C6 U/UTPp 4P LSHF BU	60015360
UC400 26 C6 U/UTPp 4P LSHF BU 500DP	60015411
UC400 26 C6 U/UTPp 4P LSHF YE	60015413
UC400 26 C6 U/UTPp 4P LSHF YE 500DP	60011408
UC400 26 C6 U/UTPp 4P LSHF GY	60011585
UC400 26 C6 U/UTPp 4P PVC GY 500DP	60011586
UC400 26 C6 U/UTPp 4P PVC GY	60015363
UC400 26 C6 U/UTPp 4P LSHF GY 500DP	60015344

**UC300 HS26 Cat.5e SF/UTP Patch**

SF/UTP AWG26/7

**Areas of application / Applicable standards**

**Related to system standards:**  
Connection and interconnection cable  
IEEE 802.3: 10Base-T; 100Base-T; 1000Base-T; 10GBase-T;  
IEEE 802.5 16 MB; ISDN; TPDDI; ATM;  
Power over Ethernet (PoE) / Type 1-4  
**Based on component standards for cables:**  
EN 50288-2-2, IEC 61156-6

**Cable structure**

Conductor	Cu-wire, bare, AWG 26/7
Insulation	Foam-Skin Polyethylen
Core colors	blue/white; orange/white; green/white; brown/white
Stranding	2 cores to pair
Stranding to the core	4 pairs (PIMF) to the core
Overall screen	Aluminium-coated plastic composite foil und Kupfergeflecht, verzinkt
Outer jacket	LSHF / PVC E <sub>ca</sub>
Outer diameter	5.7 mm

**Electrical data at 20°C**

	System cut-off frequency at 100MHz	Cable bandwidth at 300MHz
Attenuation	3.2 dB	4.8 dB
NEXT	41.0 dB	34.0 dB
PS-NEXT	38.0 dB	31.0 dB
ACR-F	28.0 dB	16.0 dB
PS-ACR-F	25.0 dB	13.0 dB
Return Loss	23.0 dB	

Nominal Velocity of Propagation approx. 67 %

**Flame retardancy**

IEC	IEC 60332-1; IEC 60754-2; IEC 61034
-----	-------------------------------------

**Shielding properties**

Transfer impedance	at 1 MHz	12 mΩ/m
	at 10 MHz	10 mΩ/m
	at 30 MHz	30 mΩ/m
Coupling attenuation	75 dB	

**Product Code Table**

Product description	PG Article number
UC300 HS26 C5e SF/UTPp 4P LSHF GY	60011598
UC300 HS26 C5e SF/UTPp 4P LSHF GY 25RW	60015958
UC300 HS26 C5e SF/UTPp 4P LSHF GY 50RW	60015955
UC300 HS26 C5e SF/UTPp 4P LSHF GY 100RW	60011596
UC300 HS26 C5e SF/UTPp 4P LSHF GY 500DW	60015948
UC300 HS26 C5e SF/UTPp 4P LSHF GY 500DP	60015950
UC300 HS26 C5e SF/UTPp 4P LSHF GY 1000DW	60011597
UC300 HS26 C5e SF/UTPp 4P LSHF GN	60011595
UC300 HS26 C5e SF/UTPp 4P LSHF GN 100RW	60015925
UC300 HS26 C5e SF/UTPp 4P LSHF GN 500DW	60015929
UC300 HS26 C5e SF/UTPp 4P LSHF GN 1000DW	60015932
UC300 HS26 C5e SF/UTPp 4P LSHF RD	60015914
UC300 HS26 C5e SF/UTPp 4P LSHF RD 100RW	60015915
UC300 HS26 C5e SF/UTPp 4P LSHF RD 500DW	60015918
UC300 HS26 C5e SF/UTPp 4P LSHF RD 1000DW	60015920
UC300 HS26 C5e SF/UTPp 4P LSHF BU	60015935
UC300 HS26 C5e SF/UTPp 4P LSHF BU 100RW	60015938
UC300 HS26 C5e SF/UTPp 4P LSHF BU 500DW	60015941
UC300 HS26 C5e SF/UTPp 4P LSHF BU 1000DW	60015942
UC300 HS26 C5e SF/UTPp 4P LSHF YE	60015960
UC300 HS26 C5e SF/UTPp 4P LSHF YE 100RW	60015963
UC300 HS26 C5e SF/UTPp 4P LSHF YE 500DW	60015965
UC300 HS26 C5e SF/UTPp 4P LSHF YE 1000DW	60015968
UC300 HS26 C5e SF/UTPp 4P LSHF BK	60015971
UC300 HS26 C5e SF/UTPp 4P LSHF BK 100RW	60015973
UC300 HS26 C5e SF/UTPp 4P LSHF BK 500DW	60015976
UC300 HS26 C5e SF/UTPp 4P LSHF BK 1000DW	60015978
UC300 HS26 C5e SF/UTPp 4P LSHF VT	60015980
UC300 HS26 C5e SF/UTPp 4P LSHF VT 1000DW	60015983
UC300 HS26 C5e SF/UTPp 4P PVC GY	60016540
UC300 HS26 C5e SF/UTPp 4P PVC GY 500DP	60016542



**UC300 S26 Cat.5e F/UTP Patch**

F/UTP AWG26/7

**Areas of application / Applicable standards**

**Related to system standards:**  
Connection and interconnection cable  
IEEE 802.3: 10Base-T; 100Base-T; 1000Base-T; 10GBase-T;  
IEEE 802.5 16 MB; ISDN; TPDDI; ATM;  
Power over Ethernet (PoE) / Type 1-4  
**Based on component standards for cables:**  
EN 50288-2-2, IEC 61156-6

**Cable structure**

Conductor	Cu-wire, bare, AWG 26/7
Insulation	Foam-Skin Polyethylen
Core colors	blue/white; orange/white; green/white; brown/white
Stranding	2 cores to pair
Stranding to the core	4 pairs (PIMF) to the core
Overall screen	Aluminium-coated plastic composite foil. Shunt strand AWG26 tin-plated
Outer jacket	LSHF / PVC E <sub>ca</sub>
Outer diameter	5.6 mm

**Electrical data at 20°C**

	System cut-off frequency at 100MHz	Cable bandwidth at 300MHz
Attenuation	3.2 dB	4.8 dB
NEXT	41.0 dB	34.0 dB
PS-NEXT	38.0 dB	31.0 dB
ACR-F	28.0 dB	16.0 dB
PS-ACR-F	25.0 dB	13.0 dB
Return Loss	23.0 dB	

Nominal Velocity of Propagation approx. 67 %

**Flame retardancy**

IEC	IEC 60332-1; IEC 60754-2; IEC 61034
-----	-------------------------------------

**Shielding properties**

Transfer impedance	at 1 MHz	50 mΩ/m
	at 10 MHz	100 mΩ/m
	at 30 MHz	200 mΩ/m
Coupling attenuation	55 dB	

**Product Code Table**

Product description	PG Article number
UC300 S26 C5e F/UTPp 4P PVC GY	60011368
UC300 S26 C5e F/UTPp 4P PVC GY 100RW	60015244
UC300 S26 C5e F/UTPp 4P PVC GY 500DW	60011367
UC300 S26 C5e F/UTPp 4P PVC GY 1000DW	60015246
UC300 S26 C5e F/UTPp 4P PVC BU	60011366
UC300 S26 C5e F/UTPp 4P PVC RD	60015234
UC300 S26 C5e F/UTPp 4P LSHF GY	60011615
UC300 S26 C5e F/UTPp 4P LSHF GY 100RW	60011613
UC300 S26 C5e F/UTPp 4P LSHF GY 500DW	60011612
UC300 S26 C5e F/UTPp 4P LSHF GY 1000DW	60011614
UC300 S26 C5e F/UTPp 4P LSHF GE	60011608
UC300 S26 C5e F/UTPp 4P LSHF GY 2500DP	60015786
UC300 S26 C5e F/UTPp 4P LSHF GE 100RW	60015751
UC300 S26 C5e F/UTPp 4P LSHF GE 500DW	60015754
UC300 S26 C5e F/UTPp 4P LSHF GE 1000DW	60015757
UC300 S26 C5e F/UTPp 4P LSHF RT	60011609
UC300 S26 C5e F/UTPp 4P LSHF RT 100RW	60015720
UC300 S26 C5e F/UTPp 4P LSHF RT 500DW	60015723
UC300 S26 C5e F/UTPp 4P LSHF RT 1000DW	60015725
UC300 S26 C5e F/UTPp 4P LSHF BU	60011610
UC300 S26 C5e F/UTPp 4P LSHF BU 100RW	60015741
UC300 S26 C5e F/UTPp 4P LSHF BU 500DW	60015744
UC300 S26 C5e F/UTPp 4P LSHF BU 1000DW	60015745
UC300 S26 C5e F/UTPp 4P LSHF GN	60011611
UC300 S26 C5e F/UTPp 4P LSHF GN 100RW	60015730
UC300 S26 C5e F/UTPp 4P LSHF GN 500DW	60015732
UC300 S26 C5e F/UTPp 4P LSHF GN 1000DW	60015735
UC300 S26 C5e F/UTPp 4P LSHF BK	60015759
UC300 S26 C5e F/UTPp 4P LSHF BK 100RW	60015762
UC300 S26 C5e F/UTPp 4P LSHF BK 500DW	60015765
UC300 S26 C5e F/UTPp 4P LSHF BK 1000DW	60015767
UC300 S26 C5e F/UTPp 4P LSHF OR	60015708
UC300 S26 C5e F/UTPp 4P LSHF OR 500DW	60015710
UC300 S26 C5e F/UTPp 4P LSHF OR 1000DW	60015714

**UC300 26 Cat.5e U/UTP Patch**

U/UTP AWG26/7

**Areas of application / Applicable standards**

**Related to system standards:**  
Connection and interconnection cable  
IEEE 802.3: 10Base-T; 100Base-T; 1000Base-T; 10GBase-T, IEEE 802.5 16 MB;  
ISDN; TPDDI; ATM, Power over Ethernet (PoE) / Type 1-4  
**Based on component standards for cables:**  
EN 50288-3-2, IEC 61156-6

**Cable structure**

Conductor	Cu-wire, bare, AWG 26/7
Insulation	Foam-Skin Polyethylen
Stranding	2 cores to pair
Stranding to the core	4 pairs (PIMF) to the core
Outer jacket	LSHF / PVC E <sub>ca</sub>
Outer diameter	5.2 mm

**Electrical data at 20°C**

	System cut-off frequency at 100MHz	Cable bandwidth at 300MHz
Attenuation	3.2 dB	4.8 dB
NEXT	41.0 dB	34.0 dB
PS-NEXT	38.0 dB	31.0 dB
ACR-F	28.0 dB	16.0 dB
PS-ACR-F	25.0 dB	13.0 dB
Return Loss	23.0 dB	

Nominal Velocity of Propagation approx. 67 %

**Flame retardancy**

IEC	IEC 60332-1; IEC 60754-2; IEC 61034
-----	-------------------------------------

**Shielding properties**

Coupling attenuation	≥ 40 dB
----------------------	---------

**Product Code Table**


Product description	PG Article number
UC300 26 C5e U/UTPp 4P PVC GY	60015267
UC300 26 C5e U/UTPp 4P PVC GY 500DP	60011521
UC300 26 C5e U/UTPp 4P PVC GY 1000DP	60011522
UC300 26 C5e U/UTPp 4P LSHF GY	60016021
UC300 26 C5e U/UTPp 4P LSHF GY 500DP	60011411
UC300 26 C5e U/UTPp 4P LSHF GY 1000DP	60016025
UC300 26 C5e U/UTPp 4P LSHF RD	60016002
UC300 26 C5e U/UTPp 4P LSHF RD 500DP	60016005
UC300 26 C5e U/UTPp 4P LSHF GN	60016006
UC300 26 C5e U/UTPp 4P LSHF GN 500DP	60016008
UC300 26 C5e U/UTPp 4P LSHF GN 1000DP	60016011
UC300 26 C5e U/UTPp 4P LSHF BU	60016014
UC300 26 C5e U/UTPp 4P LSHF BU 500DP	60016016
UC300 26 C5e U/UTPp 4P LSHF BU 1000DP	60016019
UC300 26 C5e U/UTPp 4P LSHF YE	60016027
UC300 26 C5e U/UTPp 4P LSHF YE 500DP	60016029

## 2. FO DATA CABLE


Draka UC<sup>FIBRE</sup> brand fibre optic cables support the latest transmission methods up to 400 Gbit & even 800 Gbit Ethernet and form the ideal basis for a future switch to these faster protocols. More and more users are turning to fibre optic technology for data transmission cables. It is the undisputed number one in today's Local Area Networks (LAN) - in building cabling and at the secondary level.

### FO DATA CABLE

U-DQ(ZN)BH with central loose tube 3kN - E <sub>ca</sub> & D <sub>ca</sub>	36
U-DQ(ZN)BH 2x12 Bi-tube 3kN - E <sub>ca</sub> & D <sub>ca</sub>	37
U-DQ(ZN)BH with central loose tube 3kN - C <sub>ca</sub> & B2 <sub>ca</sub>	38
U-D(ZN)(SR)H with reinforced central loose tube - E <sub>ca</sub> & D <sub>ca</sub> & B2 <sub>ca</sub>	39
A-DQ(ZN)B2Y & A-D(ZN)(SR)2Y with central loose tube 3kN	40
U-DQ(ZN)BH with stranded loose tubes 5kN - E <sub>ca</sub> & D <sub>ca</sub>	41
U-DQ(ZN)BH with stranded loose tubes 5kN - C <sub>ca</sub> & B2 <sub>ca</sub>	42
U-DQH(SR)H with armoured stranded loose tubes - E <sub>ca</sub> & D <sub>ca</sub> & B2 <sub>ca</sub>	43
A-DQ(ZN)B2Y & A-DQ2Y(SR)2Y with stranded loose tubes	44
I-V(ZN)H Mini-Breakout - D <sub>ca</sub> & C <sub>ca</sub>	45
I-V(ZN)HH Break-Out - B2 <sub>ca</sub> , C <sub>ca</sub> , D <sub>ca</sub> & E <sub>ca</sub>	46
I-V(ZN)HH Break-Out - D <sub>ca</sub> & C <sub>ca</sub>	46
U-V (ZN)H Mini-Breakout - E <sub>ca</sub>	47
U-V (ZN)BH Mini-Breakout - D <sub>ca</sub>	48
U-VQ(ZN)BH Mini-Breakout - C <sub>ca</sub> & B2 <sub>ca</sub>	49





**UC<sup>FIBRE</sup> U-DQ(ZN)BH**E10a (E<sub>ca</sub>)  
Central loose tube 3000 N, 2-24 fibres**UC<sup>FIBRE</sup> U-DQ(ZN)BH**E20 (D<sub>ca</sub>)  
Central loose tube 3000 N, 2-24 fibres

Cable structure				
	E10a (E <sub>ca</sub> )		E20 (D <sub>ca</sub> )	
Loose tube	ø2.8 mm gel-filled loose tube with 2-24 fibres			
Strain relief	Longitudinally watertight glass roving elements			
Sheath colours	Cables with all fibre types	Blue, RAL 5015	Cable with Singlemode Cable with MaxCap-BB-OM3 Cable with MaxCap-BB-OM4 Cable with WideCap-OMS	Yellow, RAL 1018 Turquoise, RAL 6027 Erika violet, RAL 4003 Lime green, RAL 6039
Outer sheath	1.5 mm FireBur® LSHF according to EN 50290-2-27		1.5 mm FireBur® LSHF according to EN 50290-2-27	

Standards				
	E10a (E <sub>ca</sub> )		E20 (D <sub>ca</sub> )	
	ISO 11801-1, EN 50173-1, IEC 60794-1		ISO 11801-1, EN 50173-1, IEC 60794-1	
	IEC 60332-1-2, IEC 60754-2, IEC 60794-6-10, EN50399 Class E <sub>ca</sub>		IEC 60332-1-2, IEC 60754-2, IEC 60794-6-10, EN 50399 Class D <sub>ca</sub> -s2-d2-a1, Class E <sub>ca</sub>	

Properties					IEC 60794-1-21/22	
Properties	Test method	E10a (E <sub>ca</sub> )		E20 (D <sub>ca</sub> )		
Outer diameter 2-24 fibres	-	7.5 mm		7.3 mm		
Cable weight 2-24 fibres	-	52 kg/km		65 kg/km		
Tensile strength, installation	E1	3000 N		3000 N		
Tensile strength, permanent	E1	1000 N		1000 N		
Transverse compressive strength	E3	3500 N / 100mm		3500 N / 100mm		
Impact resistance	E4	20 Nm		20 Nm		
Torsional strength	E7	5 cycles ± 1 revolution		5 cycles ± 1 revolution		
Min. bending radius, installation	E11	R = 150 mm		R = 146 mm		
Min. bending radius, permanent	-	R = 75 mm		R = 73 mm		
Temperature range	F1	Storage: -30°C to +60°C Installation: -15°C to +60°C Operation: -30°C to +70°C		Storage: -30°C to +60°C Installation: -15°C to +60°C Operation: -30°C to +70°C		
Longitudinal watertightness	F5B	Passed		Passed		

Product Code Table							
Cable	CPR	Description	Fibre Quantity	MaxCap-BB-OM3	MaxCap-BB-OM4	WideCap-OMS	BendBright G.657.A1
E10a	E <sub>ca</sub>	UC <sup>FIBRE</sup> I/O CT LSHF 3kN	4	60011297	60019165	60060672	60011347
	E <sub>ca</sub>	UC <sup>FIBRE</sup> I/O CT LSHF 3kN	6	60026796	60019179	E10a-6-OM5	60019357
	E <sub>ca</sub>	UC <sup>FIBRE</sup> I/O CT LSHF 3kN	8	60011301	60019875	60060673	60011295
	E <sub>ca</sub>	UC <sup>FIBRE</sup> I/O CT LSHF 3kN	12	60011342	60011420	60060674	60011299
	E <sub>ca</sub>	UC <sup>FIBRE</sup> I/O CT LSHF 3kN	24	60073054	60073055	60073060	60073057
E20	D <sub>ca</sub> -s2-d2-a1	UC <sup>FIBRE</sup> I/O CT LSHF-FR 3kN	4	60060232	60060273	E20-4-OM5	60066049
	D <sub>ca</sub> -s2-d2-a1	UC <sup>FIBRE</sup> I/O CT LSHF-FR 3kN	6	60061211	60062233	E20-6-OM5	60061216
	D <sub>ca</sub> -s2-d2-a1	UC <sup>FIBRE</sup> I/O CT LSHF-FR 3kN	8	60060271	60060274	E20-8-OM5	60066050
	D <sub>ca</sub> -s2-d2-a1	UC <sup>FIBRE</sup> I/O CT LSHF-FR 3kN	12	60060271	60060275	60104987	60066051
	D <sub>ca</sub> -s2-d2-a1	UC <sup>FIBRE</sup> I/O CT LSHF-FR 3kN	24	60073151	60073153	E20-24-OM5	60090670

**UC<sup>FIBRE</sup> U-DQ(ZN)BH Bi-Tube**E18 (E<sub>ca</sub>)  
Double loose tube 3000 N, 24-48 fibres**UC<sup>FIBRE</sup> U-DQ(ZN)BH Bi-Tube**E23 (D<sub>ca</sub>)  
Double loose tube 3000 N, 24-48 fibres

Cable structure				
	E18 (E <sub>ca</sub> )		E23 (D <sub>ca</sub> )	
Loose tube	2 × ø2.8 mm gel-filled loose tube with 12 fibres each			
Strain relief	Longitudinally watertight glass roving elements			
Tear thread	1			
Sheath colours	Cables with all fibre types	Blau, RAL 5015	Cable with Singlemode Cable with MaxCap-BB-OM3 Cable with MaxCap-BB-OM4 Cable with WideCap-OMS	Yellow, RAL 1018 Turquoise, RAL 6027 Erika violet, RAL 4003 Lime green, RAL 6039
Outer sheath	1.2 mm FireBur® LSHF according to EN 50290-2-27		2 mm FireRes® LSHF-FR according to EN 50290-2-27	

Standards				
	E18a (E <sub>ca</sub> )		E23 (D <sub>ca</sub> )	
	ISO 11801-1, EN 50173-1, IEC 60794-1		ISO 11801-1, EN 50173-1, IEC 60794-1	
	IEC 60332-1-2, IEC 60754-2, IEC 60794-6-10, EN50399 Class E <sub>ca</sub>		IEC 60332-1-2, IEC 60754-2, IEC 60794-6-10, EN 50399 Class D <sub>ca</sub> -s1-d1-a1, Class E <sub>ca</sub>	

Properties					IEC 60794-1-21/22	
Properties	Test method	E18 (E <sub>ca</sub> )		E23 (D <sub>ca</sub> )		
Outer diameter 2-24 fibres	-	8.0 mm		9.9 mm		
Cable weight 2-24 fibres	-	60 kg/km		110 kg/km		
Tensile strength, installation	E1	3000 N		3000 N		
Tensile strength, permanent	E1	1000 N		1000 N		
Transverse compressive strength	E3	1500 N / 100mm		1500 N / 100mm		
Min. bending radius, installation	E11	R = 160 mm		R = 198 mm		
Min. bending radius, permanent	-	R = 80 mm		R = 99 mm		
Temperature range	F1	Storage: -30°C to +60°C Installation: -15°C to +60°C Operation: -30°C to +60°C		Storage: -30°C to +60°C Installation: -15°C to +60°C Operation: -30°C to +60°C		
Longitudinal watertightness	F5B	Passed		Passed		

Product Code Table							
Cable	CPR	Description	Fibre Quantity	MaxCap-BB-OM3	MaxCap-BB-OM4	WideCap-OMS	BendBright G.657.A1
E18	E <sub>ca</sub>	UC <sup>FIBRE</sup> I/O CT2 LSHF 3kN	2 × 12	60020677	60020678	E18a-24-OM5	60039918
E23	D <sub>ca</sub> s1 d1 a1	UC <sup>FIBRE</sup> I/O CT2 LSHF-FR 3kN	2 × 12	60064257	60064998	60092014	60082513
E23	D <sub>ca</sub> s1 d1 a1	UC <sup>FIBRE</sup> I/O CT2 LSHF-FR 3kN	2x24	60096937	60097016	E23-48-OM5	60097017



**UC<sup>FIBRE</sup> U-DQ(ZN)BH**E22 (C<sub>ca</sub>), E25 (B2<sub>ca</sub>)  
Central loose tube 3000 N, 2-24 fibres

Cable structure	
	E22 (C <sub>ca</sub> ) & E25 (B2 <sub>ca</sub> )
Loose tube	ø2.8 mm gel-filled loose tube with 2-24 fibres
Strain relief	Longitudinally watertight glass roving elements
Sheath colours	Cable with Singlemode Cable with MaxCap-BB-OM3 Cable with MaxCap-BB-OM4 Cable with WideCap-OM5 Yellow, RAL 1018 Turquoise, RAL 6027 Erika violet, RAL 4003 Lime green, RAL 6039
Outer sheath	1.5 mm FireRes® LSHF-FR according to EN 50290-2-27

Standards	
E22 (C <sub>ca</sub> )	E25 (B2 <sub>ca</sub> )
ISO 11801-1, EN 50173-1, IEC 60794-1	ISO 11801-1, EN 50173-1, IEC 60794-1
IEC 60332-1-2, IEC 60754-2, IEC 61034-2, IEC 60794-6-10 EN 50399 Class C <sub>ca</sub> -s1a-d1-a1, Class D <sub>ca</sub> , Class E <sub>ca</sub>	IEC 60332-1-2, IEC 60754-2, IEC 61034-2, IEC 60794-6-10 EN 50399 Class B2 <sub>ca</sub> -s1a-d1-a1, Class C <sub>ca</sub> , Class D <sub>ca</sub> , Class E <sub>ca</sub>

Properties			IEC 60794-1-21/22
Properties	Test method	E22 (C <sub>ca</sub> ) & E25 (B2 <sub>ca</sub> )	
Outer diameter 2-24 fibres	-	7.5 mm	
Cable weight 2-24 fibres	-	73 kg/km	
Tensile strength, installation	E1	3000 N	
Tensile strength, permanent	E1	1000 N	
Transverse compressive strength	E3	2000 N / 100mm	
Impact resistance	E4	20 Nm	
Torsional strength	E7	5 cycles ± 1 revolution	
Min. bending radius, installation	E11	R = 150 mm	
Min. bending radius, permanent	-	R= 75 mm (> -20 Grad Celsius Temperatur)	
Temperature range	F1	Storage and installation: -30°C to +60°C Operation: -15°C to +60°C	
Longitudinal watertightness	F5B	Passed	

Product Code Table							
Cable	CPR	Description	Fibre Quantity	MaxCap-BB-OM3	MaxCap-BB-OM4	WideCap-OMS	BendBright G.657.A1
E22	C <sub>ca</sub> -s1a-d1-a1	UC <sup>FIBRE</sup> I/O CT LSHF-FR C 3kN	4	E22-4-OM3	60083170	E22-4-OM5	60083167
	C <sub>ca</sub> -s1a-d1-a1	UC <sup>FIBRE</sup> I/O CT LSHF-FR C 3kN	6	60083133	E22-6-OM4	E22-6-OM5	60083168
	C <sub>ca</sub> -s1a-d1-a1	UC <sup>FIBRE</sup> I/O CT LSHF-FR C 3kN	8	60083171	60083172	E22-8-OM5	60083169
	C <sub>ca</sub> -s1a-d1-a1	UC <sup>FIBRE</sup> I/O CT LSHF-FR C 3kN	12	60083163	60083119	E22-12-OM5	60083164
	C <sub>ca</sub> -s1a-d1-a1	UC <sup>FIBRE</sup> I/O CT LSHF-FR C 3kN	24	60083165	60083130	60105600	60083166
E25	B2 <sub>ca</sub> -s1a-d1-a1	UC <sup>FIBRE</sup> I/O CT LSHF-FR B2 3kN	4	60083160	E25-4-OM4	60098261	60083197
	B2 <sub>ca</sub> -s1a-d1-a1	UC <sup>FIBRE</sup> I/O CT LSHF-FR B2 3kN	6	E25-6-OM3	E25-6-OM4	E25-6-OM5	E25-6-A1
	B2 <sub>ca</sub> -s1a-d1-a1	UC <sup>FIBRE</sup> I/O CT LSHF-FR B2 3kN	8	60090913	60090914	E25-8-OM5	60090925
	B2 <sub>ca</sub> -s1a-d1-a1	UC <sup>FIBRE</sup> I/O CT LSHF-FR B2 3kN	12	60087031	60083157	60108215	60083198
	B2 <sub>ca</sub> -s1a-d1-a1	UC <sup>FIBRE</sup> I/O CT LSHF-FR B2 3kN	24	60083159	60085428	60110630	60083199

**UC<sup>FIBRE</sup> U-D(ZN)(SR)H**E07 (E<sub>ca</sub>)  
armierte Central loose tube 3000 N, 2-24 fibres

Cable structure	
	E07a (E <sub>ca</sub> )   E21 (D <sub>ca</sub> ), E19 (B2 <sub>ca</sub> )
Loose tube	ø2.8 mm gel-filled loose tube with 2-24 fibres
Strain relief	Glass roving elements
Reinforcement	0.15 mm Steel strip reinforcement
Sheath colours	Cables with all fibre types   Blue, RAL 5015   Cable with Singlemode Cable with MaxCap-BB-OM3 Cable with MaxCap-BB-OM4 Cable with WideCap-OM5 Yellow, RAL 1018 Turquoise, RAL 6027 Erika violet, RAL 4003 Lime green, RAL 6039
Outer sheath	1.5 mm FireBur® LSHF according to EN 50290-2-27   1.5 mm FireRes® LSHF-FR according to EN 50290-2-27

Standards		
E07a (E <sub>ca</sub> )	E21 (D <sub>ca</sub> )	E19 (B2 <sub>ca</sub> )
ISO 11801-1, EN 50173-1, IEC 60794-1	ISO 11801-1, EN 50173-1, IEC 60794-1	ISO 11801-1, EN 50173-1, IEC 60794-1
IEC 60332-1-2, IEC 60754-2, IEC 60794-6-10	IEC 60332-1-2, IEC 60754-2, IEC 60794-6-10	IEC 60332-1-2, IEC 60754-2, IEC 61034-2, IEC 60794-6-10
Class E <sub>ca</sub>	EN 50399 Class D <sub>ca</sub> -s2-d2-a1	EN 50399 Class B2 <sub>ca</sub> -s1a-d1-a1

Properties				IEC 60794-1-21/22
Properties	Test method	E07a (E <sub>ca</sub> )	E21 (D <sub>ca</sub> ), E19 (B2 <sub>ca</sub> )	
Outer diameter 2-24 fibres	-	8.5 mm	8.5 mm	
Cable weight 2-24 fibres	-	84 kg/km	E21 = 97kg/km; E19 = 103 kg/km	
Tensile strength, installation	E1	3000 N	3000 N	
Tensile strength, permanent	E1	1000 N	1000 N	
Transverse compressive strength	E3	2200 N / 100mm	2200 N / 100mm	
Min. bending radius, installation	E11	R = 170 mm	R = 170 mm	
Min. bending radius, permanent	-	R = 85 mm	R = 85 mm	
Temperature range	F1	Storage: -30 to +60°C Installation: -20°C to +60°C Operation: -20°C to +60°C	Storage: -30 to +60°C Installation: -20°C to +60°C Operation: -40°C to +70°C	
Longitudinal watertightness	F5B	Passed	Passed	

Product Code Table							
Cable	CPR	Description	Fibre Quantity	MaxCap-BB-OM3	MaxCap-BB-OM4	WideCap-OMS	BendBright G.657.A1
E07a	E <sub>ca</sub>	UC <sup>FIBRE</sup> I/O CT CST LSHF	4	E07a-4-OM3	60047371	E07a-4-OM5	60019682
	E <sub>ca</sub>	UC <sup>FIBRE</sup> I/O CT CST LSHF	6	60020317	E07a-6-OM4	E07a-6-OM5	60018755
	E <sub>ca</sub>	UC <sup>FIBRE</sup> I/O CT CST LSHF	8	E07a-8-OM3	60030797	E07a-8-OM5	60033012
	E <sub>ca</sub>	UC <sup>FIBRE</sup> I/O CT CST LSHF	12	E07a-12-OM3	E07a-12-OM4	E07a-12-OM5	60018759
	E <sub>ca</sub>	UC <sup>FIBRE</sup> I/O CT CST LSHF	24	E07a-24-OM3	E07a-24-OM4	E07a-24-OM5	60071179
E21	D <sub>ca</sub> -s2-d2-a1	UC <sup>FIBRE</sup> I/O CT CST LSHF-FR	4	E21-4-OM3	E21-4-OM4	E21-4-OM5	E21-4-A1
	D <sub>ca</sub> -s2-d2-a1	UC <sup>FIBRE</sup> I/O CT CST LSHF-FR	6	60078982	60078985	E21-6-OM5	60061350
	D <sub>ca</sub> -s2-d2-a1	UC <sup>FIBRE</sup> I/O CT CST LSHF-FR	8	E21-8-OM3	E21-8-OM4	E21-8-OM5	E21-8-A1
	D <sub>ca</sub> -s2-d2-a1	UC <sup>FIBRE</sup> I/O CT CST LSHF-FR	12	60078986	60078987	E21-12-OM5	60061290
	D <sub>ca</sub> -s2-d2-a1	UC <sup>FIBRE</sup> I/O CT CST LSHF-FR	24	60078988	60078989	E21-24-OM5	60071300
E19	B2 <sub>ca</sub> -s1a-d1-a1	UC <sup>FIBRE</sup> I/O CT CST LSHF-FR B2	4	60079544	60095045	E19-4-OM5	60071614
	B2 <sub>ca</sub> -s1a-d1-a1	UC <sup>FIBRE</sup> I/O CT CST LSHF-FR B2	6	E19-6-OM3	60078985	E19-6-OM5	60071615
	B2 <sub>ca</sub> -s1a-d1-a1	UC <sup>FIBRE</sup> I/O CT CST LSHF-FR B2	8	60072991	60072992	E19-8-OM5	60071735
	B2 <sub>ca</sub> -s1a-d1-a1	UC <sup>FIBRE</sup> I/O CT CST LSHF-FR B2	12	60071617	60071907	E19-12-OM5	60084725
	B2 <sub>ca</sub> -s1a-d1-a1	UC <sup>FIBRE</sup> I/O CT CST LSHF-FR B2	24	60071906	60071620	E19-24-OM5	60071877

**UC<sup>FIBRE</sup> A-DQ(ZN)B2Y**E08a  
Central loose tube 3000 N, 2-24 fibres**UC<sup>FIBRE</sup> A-D(ZN)(SR)2Y**E06a  
Central loose tube 3000 N, 2-24 fibres

Cable structure		
	E08a	E06a
Loose tube	ø2.8 mm gel-filled loose tube with 2-24 fibres	
Strain relief	Longitudinally watertight glass roving elements	Glass roving elements
Reinforcement	-	0.15 mm Steel strip reinforcement
Outer sheath	Black, 1.2 mm PE nach IEC 60811, IEC 60708	Black, 1.5 mm PE nach IEC 60811, IEC 60708

Standards		
	E08a	E06a
	ISO 11801-1, EN 50173-1, IEC 60794-1	ISO 11801-1, EN 50173-1, IEC 60794-1

Properties		IEC 60794-1-21/22	
Properties	Test method	E08a	E06a
Outer diameter 2-24 fibres	-	7.0 mm	8.5 mm
Cable weight 2-24 fibres	-	48 kg/km	75 kg/km
Tensile strength, installation	E1	3000 N	3000 N
Tensile strength, permanent	E1	1000 N	1000 N
Transverse compressive strength	E3	2000 N / 100mm	2200 N / 100mm
Impact resistance	E4	20 Nm	30 Nm
Min. bending radius, installation	E11	R = 140 mm	R = 170 mm
Min. bending radius, permanent	-	R = 70 mm	R = 85 mm
Temperature range	F1	Storage: -30°C to +60°C Installation: -15°C to +60°C Operation: -30°C to +70°C	Storage: -30°C to +60°C Installation: -15°C to +60°C Operation: -30°C to +70°C
Longitudinal watertightness	F5B	Passed	Passed

Product Code Table							
Cable	Reinforcement	Description	Fibre Quantity	MaxCap-BB-OM3	MaxCap-BB-OM4	WideCap-OM5	BendBright G.657.A1
E08a	Glass roving elements	UC <sup>FIBRE</sup> O CT PE 3kN	4	60020056	60020219	E08a-4-OM5	60018842
	Glass roving elements	UC <sup>FIBRE</sup> O CT PE 3kN	6	E08a-6-OM3	E08a-6-OM4	E08a-6-OM5	60018762
	Glass roving elements	UC <sup>FIBRE</sup> O CT PE 3kN	8	60047007	60019382	60104930	60018764
	Glass roving elements	UC <sup>FIBRE</sup> O CT PE 3kN	12	60019415	60047946	E08a-12-OM5	60018767
	Glass roving elements	UC <sup>FIBRE</sup> O CT PE 3kN	24	60073048	60073125	E08a-24-OM5	60073046
E06a	Steel band	UC <sup>FIBRE</sup> O CT CST PE	4	60018856	60065311	E06a-4-OM5	60018850
	Steel band	UC <sup>FIBRE</sup> O CT CST PE	6	60019590	60055105	E06a-6-OM5	60018744
	Steel band	UC <sup>FIBRE</sup> O CT CST PE	8	60019384	60043719	E06a-8-OM5	60018747
	Steel band	UC <sup>FIBRE</sup> O CT CST PE	12	60011435	60019807	60104672	60018750
	Steel band	UC <sup>FIBRE</sup> O CT CST PE	24	60069232	60071180	60105672	60071175

**UC<sup>FIBRE</sup> U-DQ(ZN)BH**N05a (E<sub>ca</sub>)  
Stranded loose tubes 5000 N, 24-288 fibres**UC<sup>FIBRE</sup> U-DQ(ZN)BH**N08a (D<sub>ca</sub>)  
Stranded loose tubes 5000 N, 24-288 fibres

Cable structure			
	N05a (E <sub>ca</sub> )		N08a (D <sub>ca</sub> )
Central element	FRP		
Loose tube	ø2.3 mm gel-filled loose tube, up to 12 fibres, up to 12 tubes		
Longitudinal water tightness	The cable core is longitudinally watertight due to swelling tapes		
Strain relief	Glass roving elements		
Tear thread	Polyester thread under the outer sheath		
Sheath colours	Cable with all fibres	Blue, RAL 5015	Cable with Singlemode Cable with MaxCap-BB-OM3 Cable with MaxCap-BB-OM4 Cable with WideCap-OM5
			Yellow, RAL 1018 Turquoise, RAL 6027 Erika violet, RAL 4003 Lime green, RAL 6039
Outer sheath	1.5 mm FireBur® LSHF according to EN50290-2-27		1.5 mm FireRes® LSHF-FR according to EN50290-2-27


Standards	
	N08a (D <sub>ca</sub> )
ISO 11801-1, EN 50173-1, IEC 60794-1	ISO 11801-1, EN 50173-1, IEC 60794-1
IEC 60332-1-2, IEC 60754-2, IEC 60794-6-10, E <sub>ca</sub>	IEC 60332-1-2, IEC 60754-2, IEC 60794-6-10 EN 50399 Class D <sub>ca</sub> -s1-d1-a1, Class E <sub>ca</sub>

Properties		IEC 60794-1-21/22							
Properties	Test method	N05a							
Fibre Quantity	-	24	36	48	72	96	144	288	
Nominal diameter [mm]	-	11.2	11.2	11.2	11.2	12.8	15.6	18.5	
Cable weight nominal [kg/km]	-	104	105	130	165	165	205	260	
Tensile strength, installation	E1	5000 N							
Tensile strength, permanent	E1	1700 N							
Min. bending radius, installation [mm]	-	224	224	224	224	256	312		
Min. bending radius, permanent [mm]	E11	112	112	112	112	128	156		
Longitudinal water tightness	F5B	Passed							
		N08a							
Nominal diameter [mm]	-	11.2	11.2	11.2	11.2	12.8	15.6	18.5	
Cable weight nominal [kg/km]	-	120	125	127	137	167	257	312	
Tensile strength, installation	E1	5000 N							
Tensile strength, permanent	E1	1700 N							
Min. bending radius, installation [mm]	-	224	224	224	224	256	312		
Min. bending radius, permanent [mm]	E11	112	112	112	112	128	156		
Longitudinal water tightness	F5B	Passed							

Product Code Table							
Cable	CPR	Description	Fibre Quantity	MaxCap-BB-OM3	MaxCap-BB-OM4	WideCap-OM5	BendBright G.657.A1
N05a	E <sub>ca</sub>	UC <sup>FIBRE</sup> I/O ST LSHF 5kN	24	60018837	60079514	N05a-24-OM5	60018836
	E <sub>ca</sub>	UC <sup>FIBRE</sup> I/O ST LSHF 5kN	36	60019773	60020485	N05a-36-OM5	60019600
	E <sub>ca</sub>	UC <sup>FIBRE</sup> I/O ST LSHF 5kN	48	60011424	60019622	60055102	60018839
	E <sub>ca</sub>	UC <sup>FIBRE</sup> I/O ST LSHF 5kN	72	60019596	60024963	N05a-72-OM5	60011426
	E <sub>ca</sub>	UC <sup>FIBRE</sup> I/O ST LSHF 5kN	96	60018840	60047835	N05a-96-OM5	60019688
	E <sub>ca</sub>	UC <sup>FIBRE</sup> I/O ST LSHF 5kN	144	60018855	60019623	N05a-144-OM5	60019469
N08a	D <sub>ca</sub> -s1-d1-a1	UC <sup>FIBRE</sup> I/O ST LSHF-FR 5kN	24	N08-24-OM3	60079563	N08-24-OM5	60079564
	D <sub>ca</sub> -s1-d1-a1	UC <sup>FIBRE</sup> I/O ST LSHF-FR 5kN	36	N08-36-OM3	N08-36-OM4	N08-36-OM5	N08-36-A1
	D <sub>ca</sub> -s1-d1-a1	UC <sup>FIBRE</sup> I/O ST LSHF-FR 5kN	48	60082691	60074972	N08-48-OM5	60081655
	D <sub>ca</sub> -s1-d1-a1	UC <sup>FIBRE</sup> I/O ST LSHF-FR 5kN	72	N08-72-OM3	N08-72-OM4	N08-72-OM5	60079162
	D <sub>ca</sub> -s1-d1-a1	UC <sup>FIBRE</sup> I/O ST LSHF-FR 5kN	96	N08-96-OM3	N08-96-OM4	N08-96-OM5	N08-96-A1
	D <sub>ca</sub> -s1-d1-a1	UC <sup>FIBRE</sup> I/O ST LSHF-FR 5kN	144	N08-144-OM3	N08-144-OM4	N08-144-OM5	N08-144-A1
	D <sub>ca</sub> -s1-d1-a1	UC <sup>FIBRE</sup> I/O ST LSHF-FR 5kN	288	N08-288-OM3	N08-288-OM4	N08-288-OM5	N08-288-A1

**UC<sup>FIBRE</sup> U-DQ(ZN)BH**

N14a (C<sub>ca</sub>), N09a (B2<sub>ca</sub>)  
Stranded loose tube 5000 N, 24-432 fibres



Cable structure									
Central element	N14a (C <sub>ca</sub> ), N09a (B2 <sub>ca</sub> ) FRP								
Loose tube	ø2.3 mm gel-filled loose tube, up to 12 fibres, up to 12 tubes								
Longitudinal water tightness	The cable core is longitudinally watertight due to swelling tapes								
Strain relief	Glass roving elements								
Tear thread	Polyester thread under the outer sheath								
Sheath colours	<table border="1"> <tr> <td>Cable with Singlemode</td> <td>Yellow, RAL 1018</td> </tr> <tr> <td>Cable with MaxCap-BB-OM3</td> <td>Turquoise, RAL 6027</td> </tr> <tr> <td>Cable with MaxCap-BB-OM4</td> <td>Erika violet, RAL 4003</td> </tr> <tr> <td>Cable with WideCap-OM5</td> <td>Lime green, RAL 6039</td> </tr> </table>	Cable with Singlemode	Yellow, RAL 1018	Cable with MaxCap-BB-OM3	Turquoise, RAL 6027	Cable with MaxCap-BB-OM4	Erika violet, RAL 4003	Cable with WideCap-OM5	Lime green, RAL 6039
Cable with Singlemode	Yellow, RAL 1018								
Cable with MaxCap-BB-OM3	Turquoise, RAL 6027								
Cable with MaxCap-BB-OM4	Erika violet, RAL 4003								
Cable with WideCap-OM5	Lime green, RAL 6039								
Outer sheath	1.5 mm FireRes® LSHF-FR according to EN50290-2-27								

Standards	
N14a (C <sub>ca</sub> )	N09a (B2 <sub>ca</sub> )
ISO 11801-1, EN 50173-1, IEC 60794-1	ISO 11801-1, EN 50173-1, IEC 60794-1
IEC 60332-1-2, IEC 60754-2, IEC 61034-2, IEC 60794-6-10, EN 50399 Class C <sub>ca</sub> -s1-d1-a1, Class D <sub>ca</sub> , Class E <sub>ca</sub>	IEC 60332-1-2, IEC 60754-2, IEC 61034-2, IEC 60794-6-10, EN 50399 Class B2 <sub>ca</sub> -s1-d1-a1, Class C <sub>ca</sub> , Class D <sub>ca</sub> , Class E <sub>ca</sub>

Properties		IEC 60794-1-21/22							
Properties	Test method	N14a (C <sub>ca</sub> ) & N09a (B2 <sub>ca</sub> )							
Fibre Quantity	-	24	36	48	72	96	144	288	432
Faser Aufteilung	-	2x12f	3x12f	4x12f	6x12f	8x12f	12x12f	12x24f	18x24f
Nominal diameter [mm]	-	11.2	11.2	11.2	11.2	12.8	15.6	19	19
Cable weight nominal [kg/km]	-	120	125	127	137	167	257	362	330
Tensile strength, installation	E1	5000 N							
Tensile strength, permanent	E1	1700 N							
Transverse compressive strength	E3	2500 N / 100 mm							
Min. bending radius, installation [mm]	-	224	224	224	224	256	312		
Min. bending radius, permanent [mm]	E11	112	112	112	112	128	156		
Longitudinal water tightness	FSB	Passed							

Product Code Table							
Cable	CPR	Description	Fibre Quantity	MaxCap-BB-OM3	MaxCap-BB-OM4	WideCap-OM5	BendBright G.657.A1
N14a	C <sub>ca</sub> -s1-d1-a1	UC <sup>FIBRE</sup> I/O ST LSHF-FR C 5kN	24	60096823	N14-24-OM4	N14-24-OM5	N14-24-A1
	C <sub>ca</sub> -s1-d1-a1	UC <sup>FIBRE</sup> I/O ST LSHF-FR C 5kN	36	N14-36-OM3	60080212	N14-36-OM5	60081543
	C <sub>ca</sub> -s1-d1-a1	UC <sup>FIBRE</sup> I/O ST LSHF-FR C 5kN	48	N14-48-OM3	N14-48-OM4	N14-48-OM5	60081543
	C <sub>ca</sub> -s1-d1-a1	UC <sup>FIBRE</sup> I/O ST LSHF-FR C 5kN	72	N14-72-OM3	N14-72-OM4	N14-72-OM5	N14-72-A1
	C <sub>ca</sub> -s1-d1-a1	UC <sup>FIBRE</sup> I/O ST LSHF-FR C 5kN	96	N14-96-OM3	N14-96-OM4	N14-96-OM5	N14-96-A1
	C <sub>ca</sub> -s1-d1-a1	UC <sup>FIBRE</sup> I/O ST LSHF-FR C 5kN	144	N14-144-OM3	N14-144-OM4	N14-144-OM5	N14-144-A1
	C <sub>ca</sub> -s1-d1-a1	UC <sup>FIBRE</sup> I/O ST LSHF-FR C 5kN	288	N14-288-OM3	N14-288-OM4	N14-288-OM5	60089980
	C <sub>ca</sub> -s1-d1-a1	UC <sup>FIBRE</sup> I/O ST LSHF-FR C 5kN	432	N14-144-OM3	N14-144-OM4	N14-144-OM5	60084242
N09a	B2 <sub>ca</sub> -s1-d1-a1	UC <sup>FIBRE</sup> I/O ST LSHF-FR B2 5kN	24	60076787	60078445	N09-24-OM5	60076786
	B2 <sub>ca</sub> -s1-d1-a1	UC <sup>FIBRE</sup> I/O ST LSHF-FR B2 5kN	36	60085487	N09-36-OM4	N09-36-OM5	N09-36-A1
	B2 <sub>ca</sub> -s1-d1-a1	UC <sup>FIBRE</sup> I/O ST LSHF-FR B2 5kN	48	60085487	N09-48-OM4	N09-48-OM5	60073614
	B2 <sub>ca</sub> -s1-d1-a1	UC <sup>FIBRE</sup> I/O ST LSHF-FR B2 5kN	72	N09-72-OM3	N09-72-OM4	N09-72-OM5	N09-72-A1
	B2 <sub>ca</sub> -s1-d1-a1	UC <sup>FIBRE</sup> I/O ST LSHF-FR B2 5kN	96	N09-96-OM3	60078446	N09-96-OM5	N09-96-A1
	B2 <sub>ca</sub> -s1-d1-a1	UC <sup>FIBRE</sup> I/O ST LSHF-FR B2 5kN	144	60076785	N09-144-OM4	N09-144-OM5	60077314
	B2 <sub>ca</sub> -s1-d1-a1	UC <sup>FIBRE</sup> I/O ST LSHF-FR B2 5kN	288	N09-288-OM3	N09-288-OM4	N09-288-OM5	N09-288-A1
	B2 <sub>ca</sub> -s1-d1-a1	UC <sup>FIBRE</sup> I/O ST LSHF-FR B2 5kN	432	N09-432-OM3	N09-432-OM4	N09-432-OM5	N09-432-A1

**UC<sup>FIBRE</sup> U-DQH(SR)H**

I12 (E<sub>ca</sub>)  
Stranded loose tube with armouring, 12-288 fibres




Cable structure		I12 (E <sub>ca</sub> )	I13 (D <sub>ca</sub> ), I14a (B2 <sub>ca</sub> )								
Central element		FRP									
Loose tube		ø2.3 mm gel-filled loose tube, up to 24 cores, up to 12 tubes									
Longitudinal water tightness		The cable core is longitudinally watertight due to swelling tapes									
Tear thread		Polyester thread under the 1st outer sheath									
1. Outer sheath		FireBur® LSHF according to EN50290-2-27	FireRes® LSHF-FR according to EN50290-2-27								
Reinforcement		0.155 mm corrugated steel jacket									
Sheath colours		Cable with all fibres	<table border="1"> <tr> <td>Cable with Singlemode</td> <td>Yellow, RAL 1018</td> </tr> <tr> <td>Cable with MaxCap-BB-OM3</td> <td>Turquoise, RAL 6027</td> </tr> <tr> <td>Cable with MaxCap-BB-OM4</td> <td>Erika violet, RAL 4003</td> </tr> <tr> <td>Cable with WideCap-OM5</td> <td>Lime green, RAL 6039</td> </tr> </table>	Cable with Singlemode	Yellow, RAL 1018	Cable with MaxCap-BB-OM3	Turquoise, RAL 6027	Cable with MaxCap-BB-OM4	Erika violet, RAL 4003	Cable with WideCap-OM5	Lime green, RAL 6039
Cable with Singlemode	Yellow, RAL 1018										
Cable with MaxCap-BB-OM3	Turquoise, RAL 6027										
Cable with MaxCap-BB-OM4	Erika violet, RAL 4003										
Cable with WideCap-OM5	Lime green, RAL 6039										
2. Outer sheath		1.5 mm FireBur® LSHF according to EN50290-2-27	1.5 mm FireRes® LSHF-FR according to EN50290-2-27								

Standards		
I12 (E <sub>ca</sub> )	I13 (D <sub>ca</sub> )	I14a (B2 <sub>ca</sub> )
ISO 11801-1, EN 50173-1		
IEC 60754-2, IEC 60332-1-2		
E <sub>ca</sub>	EN 50399 Class D <sub>ca</sub> -s2-d2-a1	EN 50399 Class B2 <sub>ca</sub> -s1-d1-a1

Properties		IEC 60794-1-21/22							
Properties	Method	I12 (E <sub>ca</sub> ) / I13 (D <sub>ca</sub> ) / I14a (B2 <sub>ca</sub> )							
Fibre Quantity	-	12	24	36	48	72	96	144	288
Nominal diameter [mm]	-	14.5	14.5	14.5	14.5	14.5	14.5	19.5	21.5
Cable weight nominal [kg/km] - I12	-	225	225	225	225	225	220	385	390
Cable weight nominal [kg/km] - I13	-	245	245	245	250	250	222	385	390
Cable weight nominal [kg/km] - I14	-	241	246	247	255	255	248	385	-
Tensile strength, installation	E1	1800 N							
Tensile strength, permanent	E1	1200 N							
Min. bending radius, installation [mm]	-	145	145	145	145	145	145	195	-
Min. bending radius, permanent [mm]	E11	290	290	290	290	290	290	390	-

Product Code Table							
Cable	CPR	Description	Fibre Quantity	MaxCap-BB-OM3	MaxCap-BB-OM4	WideCap-OM5	BendBright G.657.A1 OS2
I12	E <sub>ca</sub>	UC <sup>FIBRE</sup> I/O ST CST LSHF	24	I12-24-OM3	I12-24-OM4	I12-24-OM5	I12-24-A1
	E <sub>ca</sub>	UC <sup>FIBRE</sup> I/O ST CST LSHF	36	I12-36-OM3	I12-36-OM4	I12-36-OM5	I12-36-A1
	E <sub>ca</sub>	UC <sup>FIBRE</sup> I/O ST CST LSHF	48	I12-48-OM3	I12-48-OM4	I12-48-OM5	I12-48-A1
	E <sub>ca</sub>	UC <sup>FIBRE</sup> I/O ST CST LSHF	72	I12-72-OM3	I12-72-OM4	I12-72-OM5	I12-72-A1
	E <sub>ca</sub>	UC <sup>FIBRE</sup> I/O ST CST LSHF	96	I12-96-OM3	I12-96-OM4	I12-96-OM5	I12-96-A1
	E <sub>ca</sub>	UC <sup>FIBRE</sup> I/O ST CST LSHF	144	I12-144-OM3	I12-144-OM4	I12-144-OM5	60051557
I13	D <sub>ca</sub> -s2-d2-a1	UC <sup>FIBRE</sup> I/O ST CST LSHF-FR	24	I13-24-OM3	I13-24-OM4	I13-24-OM5	I13-24-A1
	D <sub>ca</sub> -s2-d2-a1	UC <sup>FIBRE</sup> I/O ST CST LSHF-FR	36	I13-36-OM3	I13-36-OM4	I13-36-OM5	I13-36-A1
	D <sub>ca</sub> -s2-d2-a1	UC <sup>FIBRE</sup> I/O ST CST LSHF-FR	48	I13-48-OM3	I13-48-OM4	I13-48-OM5	I13-48-A1
	D <sub>ca</sub> -s2-d2-a1	UC <sup>FIBRE</sup> I/O ST CST LSHF-FR	72	I13-72-OM3	I13-72-OM4	I13-72-OM5	60066027
	D <sub>ca</sub> -s2-d2-a1	UC <sup>FIBRE</sup> I/O ST CST LSHF-FR	96	I13-96-OM3	I13-96-OM4	I13-96-OM5	I13-96-A1
	D <sub>ca</sub> -s2-d2-a1	UC <sup>FIBRE</sup> I/O ST CST LSHF-FR	144	I13-144-OM3	I13-144-OM4	I13-144-OM5	I13-144-A1
I14a	B2 <sub>ca</sub> -s1-d1-a1	UC <sup>FIBRE</sup> I/O ST CST LSHF-FR B2	24	60076790	I14a-24-OM4	I14a-24-OM5	60076791
	B2 <sub>ca</sub> -s1-d1-a1	UC <sup>FIBRE</sup> I/O ST CST LSHF-FR B2	36	I14a-36-OM3	I14a-36-OM4	I14a-36-OM5	I14a-36-A1
	B2 <sub>ca</sub> -s1-d1-a1	UC <sup>FIBRE</sup> I/O ST CST LSHF-FR B2	48	I14a-48-OM3	60086297	I14a-48-OM5	60081091
	B2 <sub>ca</sub> -s1-d1-a1	UC <sup>FIBRE</sup> I/O ST CST LSHF-FR B2	72	I14a-72-OM3	I14a-72-OM4	I14a-72-OM5	60071961
	B2 <sub>ca</sub> -s1-d1-a1	UC <sup>FIBRE</sup> I/O ST CST LSHF-FR B2	96	I14a-96-OM3	I14a-96-OM4	I14a-96-OM5	60071962
	B2 <sub>ca</sub> -s1-d1-a1	UC <sup>FIBRE</sup> I/O ST CST LSHF-FR B2	144	60076789	I14a-144-OM4	I14a-144-OM5	60076788



**UC<sup>FIBRE</sup> A-DQ(ZN)B2Y**H08a  
Stranded loose tube 5000 N 12-288 fibres**UC<sup>FIBRE</sup> A-DQ2Y(SR)2Y**I11a  
Stranded loose tube with armouring 12-288 fibres

Cable structure		H08a	I11a
Central element		FRP	
Loose tube		Stranded loose tube Ø2.3 mm gel-filled loose tubes with 12 fibres each for up 144fo Stranded loose tube Ø2.8 mm gel-filled loose tubes with 24 fibres each for over 144fo cables	
Longitudinal water tightness		The cable core is longitudinally watertight due to swelling tapes	
Strain relief		Glass roving elements	
Tear thread		Polyester thread under the outer sheath	
Outer sheath		1.5 mm MDPE according to IEC 60811	MDPE according to IEC 60811
Tear thread		-	Polyester thread under the outer sheath
Reinforcement		-	0.15 mm corrugated steel jacket
Outer sheath		-	1.5 mm MDPE according to IEC 60811
Sheath colours		Black	

Standards		H08a	I11a
		ISO 11801-1, EN 50173-1, IEC 60794-1, IEC 60794-3	

Properties		IEC 60794-1-21/22							
Properties	Test method	H08a							
Fibre Quantity	-	12	24	36	48	72	96	144	288
Nominal diameter [mm] - H08a	-	11.1	11.1	11.1	11.1	11.1	12.7	15.7	18.4
Cable weight nominal [kg/km] - H08a	-	100	96	98	98	100	128	195	250
Tensile strength, installation	E1	5000 N							
Tensile strength, permanent	E1	1700 N							
Min. bending radius, installation [mm]	-	224	224	224	224	224	256	312	370
Min. bending radius, permanent [mm]	E11	112	112	112	112	112	128	156	185
		I11a							
Nominal diameter [mm]	-	14.4	14.4	14.4	14.4	14.4	14.4	19.5	21.5
Cable weight nominal [kg/km]	-	195	195	195	195	195	195	345	380
Tensile strength, installation	E1	1800 N							
Tensile strength, permanent	E1	1200 N							
Min. bending radius, installation [mm]	-	290	290	290	290	290	290	390	390
Min. bending radius, permanent [mm]	E11	145	145	145	145	145	145	195	195

Product Code Table							
Cable	Reinforcement	Description	Fibre Quantity	MaxCap-BB-OM3	MaxCap-BB-OM4	WideCap-OM5	BendBright G.657.A1 OS2
H08a	Non-metallic	UC <sup>FIBRE</sup> O ST PE 5kN	24	60085179	60020612	H08a-24-OM5	60019420
	Non-metallic	UC <sup>FIBRE</sup> O ST PE 5kN	36	H08a-36-OM3	H08a-36-OM4	H08a-36-OM5	H08a-36-A1
	Non-metallic	UC <sup>FIBRE</sup> O ST PE 5kN	48	H08a-48-OM3	60019693	H08a-48-OM5	60071739
	Non-metallic	UC <sup>FIBRE</sup> O ST PE 5kN	72	H08a-72-OM3	H08a-72-OM4	H08a-72-OM5	60019579
	Non-metallic	UC <sup>FIBRE</sup> O ST PE 5kN	96	H08a-96-OM3	60072623	H08a-96-OM5	60019153
	Non-metallic	UC <sup>FIBRE</sup> O ST PE 5kN	144	H08a-144-OM3	H08a-144-OM4	H08a-144-OM5	60019589
I11a	Non-metallic	UC <sup>FIBRE</sup> O ST PE 5kN	288	H08a-288-OM3	H08a-288-OM4	H08a-288-OM5	H08a-288-A1
	Steel band	UC <sup>FIBRE</sup> O ST CST PE	24	60082803	60073514	I11a-24-OM5	60019390
	Steel band	UC <sup>FIBRE</sup> O ST CST PE	36	I11a-36-OM3	I11a-36-OM4	I11a-36-OM5	60019480
	Steel band	UC <sup>FIBRE</sup> O ST CST PE	48	I11a-48-OM3	I11a-48-OM4	I11a-48-OM5	60019391
	Steel band	UC <sup>FIBRE</sup> O ST CST PE	72	I11a-72-OM3	I11a-72-OM4	I11a-72-OM5	I11a-72-A1
	Steel band	UC <sup>FIBRE</sup> O ST CST PE	96	I11a-96-OM3	I11a-96-OM4	I11a-96-OM5	I11a-96-A1
		UC <sup>FIBRE</sup> O ST CST PE	144	I11a-144-OM3	I11a-144-OM4	I11a-144-OM5	60044507
		UC <sup>FIBRE</sup> O ST CST PE	288	I11a-144-OM3	I11a-144-OM4	I11a-144-OM5	60079285

**UC<sup>FIBRE</sup> J-V(ZN)H**D02b (D<sub>ca</sub>), D39 (C<sub>ca</sub>)  
Mini-Breakout, 2-24 fibres

Cable structure		D02b (D <sub>ca</sub> ), D39 (C <sub>ca</sub> )
Buffer		ES9 Vollader (tight buffer) ø900 µm ± 50 µm
Strain relief		Aramid element
Sheath colours	Cable with Singlemode Cable with MaxCap-BB-OM3 Cable with MaxCap-BB-OM4 Cable with WideCap-OM5	Yellow, RAL 1018 Turquoise, RAL 6027 Erika violet, RAL 4003 Lime green, RAL 6039
Outer sheath		FireRes® LSHF-FR according to EN 50290-2-27

Standards		D02b (D <sub>ca</sub> )	D39 (C <sub>ca</sub> )
		ISO 11801-1, EN 50173-1, IEC 60794-1	ISO 11801-1, EN 50173-1, IEC 60794-1
		IEC 60332-1-2, IEC 60754-2, EN 50399 Class Class D <sub>ca</sub> -s2-d2-a1, Class E <sub>ca</sub>	IEC 60332-3-24, IEC 60754-2, EN 50399 Class Class C <sub>ca</sub> -s1a-d1-a1, Class D <sub>ca</sub> , Class E <sub>ca</sub>

Properties		IEC 60794-1-21/22						
Properties	Test method	D02b						
Fibre Quantity	-	2	4	6	8	12	16	24
Nominal diameter [mm]	-	4.5	4.9	5.3	6	6.4	7	7.8
Cable weight nominal [kg/km]	-	22	26	30	35	42	50	61
Tensile strength, installation	E1	1000	1000	1000	1000	1200	1200	1500
Tensile strength, permanent	E1	280	280	280	280	340	340	400
Min. bending radius, installation [mm]	-	90	98	106	120	128	140	156
Min. bending radius, permanent [mm]	E11	45	49	53	60	64	70	78
		D39						
Nominal diameter [mm]	-	5.3	5.7	6.1	6.8	7.2	7.8	8.6
Cable weight nominal [kg/km]	-	35	36	42	48	56	64	80
Tensile strength, installation	E1	1000	1000	1000	1000	1200	1200	1500
Tensile strength, permanent	E1	280	280	280	280	340	340	400
Min. bending radius, installation [mm]	-	106	114	122	136	144	156	172
Min. bending radius, permanent [mm]	E11	53	57	61	68	72	78	86

Product Code Table								
Cable	CPR	Description	Fibre Quantity	MaxCap-BB-OM3	MaxCap-BB-OM4	WideCap-OM5	BendBright G.657.A1	BendBright <sup>X5</sup> G.657.A2
D02b	D <sub>ca</sub> -s2-d2-a1	UC <sup>FIBRE</sup> I DI LSHF-FR	2	D02b-2-OM3	D02b-2-OM4	D02b-2-OM5	D02b-2-A1	D02b-2-A2
	D <sub>ca</sub> -s2-d2-a1	UC <sup>FIBRE</sup> I DI LSHF-FR	4	60019145	60087858	D02b-4-OM5	60019147	D02b-4-A2
	D <sub>ca</sub> -s2-d2-a1	UC <sup>FIBRE</sup> I DI LSHF-FR	6	D02b-6-OM3	60075870	D02b-6-OM5	D02b-6-A1	D02b-6-A2
	D <sub>ca</sub> -s2-d2-a1	UC <sup>FIBRE</sup> I DI LSHF-FR	8	D02b-8-OM3	60087566	D02b-8-OM5	D02b-8-A1	D02b-8-A2
	D <sub>ca</sub> -s2-d2-a1	UC <sup>FIBRE</sup> I DI LSHF-FR	12	60019146	D02b-12-OM4	D02b-12-OM5	60019150	60018920
	D <sub>ca</sub> -s2-d2-a1	UC <sup>FIBRE</sup> I DI LSHF-FR	16	D02b-16-OM3	D02b-16-OM4	D02b-16-OM5	D02b-16-A1	D02b-16-A2
D39	D <sub>ca</sub> -s2-d2-a1	UC <sup>FIBRE</sup> I DI LSHF-FR	24	D02b-24-OM3	D02b-24-OM4	D02b-24-OM5	60019151	D02b-24-A2
	C <sub>ca</sub> -s1a-d1-a1	UC <sup>FIBRE</sup> I DI LSHF-FR C	2	60070887	60095226	D39-2-OM5	60077388	D39-2-A2
	C <sub>ca</sub> -s1a-d1-a1	UC <sup>FIBRE</sup> I DI LSHF-FR C	4	D39-4-OM3	D39-4-OM4	D39-4-OM5	D39-4-A1	D39-4-A2
	C <sub>ca</sub> -s1a-d1-a1	UC <sup>FIBRE</sup> I DI LSHF-FR C	6	D39-6-OM3	D39-6-OM4	D39-6-OM5	D39-6-A1	D39-6-A2
	C <sub>ca</sub> -s1a-d1-a1	UC <sup>FIBRE</sup> I DI LSHF-FR C	8	60077387	D39-8-OM4	D39-8-OM5	D39-8-A1	D39-8-A2
	C <sub>ca</sub> -s1a-d1-a1	UC <sup>FIBRE</sup> I DI LSHF-FR C	12	D39-12-OM3	D39-12-OM4	D39-12-OM5	D39-12-A1	60088986
		UC <sup>FIBRE</sup> I DI LSHF-FR C	16	D39-16-OM3	D39-16-OM4	D39-16-OM5	D39-16-A1	D39-16-A2
		UC <sup>FIBRE</sup> I DI LSHF-FR C	24	60070886	60095152	D39-24-OM5	D39-24-A1	60088603

UC<sup>FIBRE</sup> J-V(ZN)HHD06b (B<sub>2ca</sub>, C<sub>ca</sub>, D<sub>ca</sub>, E<sub>ca</sub>)  
Breakout, 36-96 fibres

Cable structure	
Central element	Rod made of glass-fibre reinforced plastic with cover made of LSHF material
Fibre Quantity	36 - 96
Einzelement	6 ES9 Secondary Coated Fibres $\varnothing 900 \mu\text{m} \pm 50 \mu\text{m}$ 1 Red 2 Green 3 Blue 4 Yellow 5 White 6 Grey Aramid elements as strain relief, diameter: 3.5 mm, LSHF cover, colour like the jacket, with number marking 1, 2, 3 ...
Stranding	SZ-shaped around the central element in one or two layers
Sheath colours	Cable with SM fibre Cable with M6-OM1 Cable with MaxCap-BendBright-OM2 Cable with MaxCap-BendBright-OM3 Cable with MaxCap-BendBright-OM4 Cable with BendBright WideCap-OM5 Yellow, RAL 1018 Grey, RAL 7037 Orange, RAL 2009 Turquoise, RAL 6027 Erika violet, RAL 4003 Lime green
Outer sheath	FireRes <sup>®</sup> LSHF-FR Halogen-free flame retardant thermoplastic sheathing compounds according to EN 50290-2-27, UV stabilised

## Standards

IEC 60794-2, IEC 60794-2-20, ISO 11801-1, EN 50173-1:2002

EN 50399: Class B<sub>2ca</sub>-s1b-d1-a1, Class C<sub>ca</sub>, Class D<sub>ca</sub>, Class E<sub>ca</sub>  
LSHF-FR (FRNC): IEC 60332-1-2; IEC 60754-2;

Properties		IEC 60794-1-21/22							
Properties	Test method								
Fibre Quantity	-	36	42	48	54	60	66	72	78-96
diameter $v$ [mm]	-	15.7	15.7	15.7	19.7	19.7	19.7	19.7	19.7
Cable weight nominal [kg/km]	-	280	285	290	380	385	390	395	325
Tensile strength, installation	E1	4200	4200	4200	5400	5400	5400	5400	6600
Tensile strength, permanent	E1	1400	1400	1400	1800	1800	1800	1800	2200
Transverse compressive strength [N/100mm]	E3	3000							
Impact resistance [J]	E4	20							
Torsional strength	E7	5 cycles $\pm$ 1 revolution							
Kink	E10	The cables remain without kink when they are formed into a loop with a diameter equal to 12x the cable diameter							
Min. bending radius, installation [mm]	-	314	314	314	394	394	394	394	394
Min. bending radius, permanent [mm]	E11	157	157	157	197	197	197	197	197

## Product Code Table

Cable	CPR	Description	Fibre Quantity	MaxCap-BB-OM3	MaxCap-BB-OM4	WideCap-OM5	BendBright G.657.A1	BendBright <sup>XS</sup> G.657.A2
D06b	B <sub>2ca</sub> -s1b-d1-a1	UC <sup>FIBRE</sup>   B LSHF-FR B2	36	D06b-36-OM3	D06b-36-OM4	D06b-36-OM5	60071709	D06b-36-A2
	B <sub>2ca</sub> -s1b-d1-a1	UC <sup>FIBRE</sup>   B LSHF-FR B2	48	D06b-48-OM3	D06b-48-OM4	D06b-48-OM5	60060251	D06b-48-A2
	B <sub>2ca</sub> -s1b-d1-a1	UC <sup>FIBRE</sup>   B LSHF-FR B2	60	D06b-60-OM3	D06b-60-OM4	D06b-60-OM5	D06b-60-A1	D06b-60-A2
	B <sub>2ca</sub> -s1b-d1-a1	UC <sup>FIBRE</sup>   B LSHF-FR B2	72	D06b-72-OM3	D06b-72-OM4	D06b-72-OM5	D06b-72-A1	D06b-72-A2
	B <sub>2ca</sub> -s1b-d1-a1	UC <sup>FIBRE</sup>   B LSHF-FR B2	96	D06b-96-OM3	D06b-96-OM4	D06b-96-OM5	60071966	D06b-96-A2

UC<sup>FIBRE</sup> J-V(ZN)HHD03b (D<sub>ca</sub>), D32 (C<sub>ca</sub>)  
Breakout, 4-24 fibres

Cable structure	
$\varnothing 2.0$ mm single element	D03b (D <sub>ca</sub> ), D32 (C <sub>ca</sub> ) Solid core (tight buffer) fibres $\varnothing 900 \mu\text{m} \pm 50 \mu\text{m}$ Aramid elements as strain relief LSHF sheath, in the same colour as the sheath material, with number marking
Central element	FRP up-jacket with LSZH material
Tear thread	Polyester thread
Sheath colours	Cable with singlemode Cable with M6-OM1 fibres Cable with MaxCap-BB-OM2 Cable with MaxCap-BB-OM3 Cable with MaxCap-BB-OM4 Cable with WideCap-OM5 Yellow, RAL 1018 Grey, RAL 7037 Orange, RAL 2009 Turquoise, RAL 6027 Erika violet, RAL 4003 Lime green, RAL 6039
Outer sheath	FireRes <sup>®</sup> LSHF-FR according to EN 50290-2-27

## Standards

D03b (D <sub>ca</sub> )	D32 (C <sub>ca</sub> )
ISO 11801-1, EN 50173-1, IEC 60794-2	ISO 11801-1, EN 50173-1, IEC 60794-2, IEC 60794-2
IEC 60332-1-2, IEC 60754-2, EN 50399 Class D <sub>ca</sub> -s2-d2-a1, Class E <sub>ca</sub>	IEC 60332-1-2, IEC 60754-2, EN 50399 Class C <sub>ca</sub> -s1a-d1-a1, Class D <sub>ca</sub> , Class E <sub>ca</sub>

## Properties

Properties		IEC 60794-1-21/22						
Properties	Test method	D03b						
Fibre Quantity	-	4	6	8	12	16	24	
Nominal diameter [mm]	-	7.5	8.5	10.0	12.5	12	14.5	
Cable weight nominal [kg/km]	-	60	75	100	160	145	210	
Tensile strength, installation	E1	1300	1800	2400	3500	3000	4500	
Tensile strength, permanent	E1	450	600	800	1150	1000	1500	
Min. bending radius, installation [mm]	-	130	150	150	250	240	280	
Min. bending radius, permanent [mm]	E11	75	100	100	150	140	175	
		D32						
Nominal diameter [mm]	-	7.5	8.4	9.6	12.4	12.5	14.9	
Cable weight nominal [kg/km]	-	60	75	100	160	145	210	
Tensile strength, installation	E1	1300	1800	2400	3500	3000	4500	
Tensile strength, permanent	E1	450	600	800	1150	1000	1500	
Min. bending radius, installation [mm]	-	150	150	192	248	250	298	
Min. bending radius, permanent [mm]	E11	75	84	96	124	125	149	

## Product Code Table

Cable	CPR	Description	Fibre Quantity	MaxCap-BB-OM3	MaxCap-BB-OM4	WideCap-OM5	BendBright G.657.A1	BendBright <sup>XS</sup> G.657.A2
D03b	D <sub>ca</sub> -s1-d1-a1	UC <sup>FIBRE</sup>   B LSHF-FR	4	60020721	60078639	D03b-4-OM5	60019467	D03b-4-A2
	D <sub>ca</sub> -s1-d1-a1	UC <sup>FIBRE</sup>   B LSHF-FR	6	D03b-6-OM3	D03b-6-OM4	D03b-6-OM5	60020209	D03b-6-A2
	D <sub>ca</sub> -s1-d1-a1	UC <sup>FIBRE</sup>   B LSHF-FR	8	60019459	60078704	D03b-8-OM5	60019456	60088630
	D <sub>ca</sub> -s1-d1-a1	UC <sup>FIBRE</sup>   B LSHF-FR	12	60019874	60072197	D03b-12-OM5	60019458	60019700
	D <sub>ca</sub> -s1-d1-a1	UC <sup>FIBRE</sup>   B LSHF-FR	16	60019583	D03b-16-OM4	D03b-16-OM5	D03b-16-A1	D03b-16-A2
	D <sub>ca</sub> -s1-d1-a1	UC <sup>FIBRE</sup>   B LSHF-FR	24	60019583	60073285	D03b-24-OM5	60046794	60062676
D32	C <sub>ca</sub> -s1a-d1-a1	UC <sup>FIBRE</sup>   B LSHF-FR C	4	60083518	60083533	D32-4-OM5	60070959	D32-4-A2
	C <sub>ca</sub> -s1a-d1-a1	UC <sup>FIBRE</sup>   B LSHF-FR C	6	D32-6-OM3	D32-6-OM4	D32-6-OM5	D32-6-A1	D32-6-A2
	C <sub>ca</sub> -s1a-d1-a1	UC <sup>FIBRE</sup>   B LSHF-FR C	8	D32-8-OM3	D32-8-OM4	D32-8-OM5	D32-8-A1	D32-8-A2
	C <sub>ca</sub> -s1a-d1-a1	UC <sup>FIBRE</sup>   B LSHF-FR C	12	60077131	D32-12-OM4	D32-12-OM5	D32-12-A1	D32-12-A2
	C <sub>ca</sub> -s1a-d1-a1	UC <sup>FIBRE</sup>   B LSHF-FR C	16	D32-16-OM3	D32-16-OM4	D32-16-OM5	D32-16-A1	D32-16-A2
	C <sub>ca</sub> -s1a-d1-a1	UC <sup>FIBRE</sup>   B LSHF-FR C	24	D32-24-OM3	D32-24-OM4	D32-24-OM5	60070958	D32-24-A2

**UC<sup>FIBRE</sup> U-V(ZN)H**D12b (E<sub>ca</sub>)  
Mini-Breakout, 2-24 fibres**UC<sup>FIBRE</sup> U-VQ(ZN)BH**D33 (D<sub>ca</sub>)  
Mini-Breakout, 2-24 fibres

Cable structure		
	D12b (E <sub>ca</sub> )	D33 (D <sub>ca</sub> )
Buffer	ES9 solid core (tight buffer) ø900 µm ± 50 µm	
Longitudinal watertightness	Swelling tapes	
Strain relief	Longitudinally watertight glass roving elements	
Sheath colours	Cable with all fibres Blue, RAL 5015	Cable with Singlemode Cable with MaxCap-BB-OM3 Cable with MaxCap-BB-OM4 Cable with WideCap-OM5 Yellow, RAL 1018 Turquoise, RAL 6027 Erika violet, RAL 4003 Lime green, RAL 6039
Outer sheath	FireBur®	FireRes® LSHF-FR according to EN 50290-2-27

Standards		
	D12b (E <sub>ca</sub> )	D33 (D <sub>ca</sub> )
ISO 11801-1, IEC 60794-2, EN 50 173-1, IEC 60794-2-20, EN 50575	ISO 11801-1, EN 50173-1, IEC 60794-1, IEC 60794-2	
IEC 60332-1-2, IEC 60754-2, Class E <sub>ca</sub>	IEC 60332-1-2, IEC 60754-2, EN 50399 Class Class D <sub>ca</sub> -s2-d2-a1, Class E <sub>ca</sub>	

Properties		IEC 60794-1-21/22								
Properties	Test method	D12b								
Fibre Quantity	-	2	4	6	8	12	16	24		
Nominal diameter [mm]	-	6.2	6.4	6.6	6.8	7.3	7.8	8.6		
Cable weight nominal [kg/km]	-	32	34	36	39	43	52	63		
Tensile strength, installation	E1	1500 N						2100 N	2400 N	
Tensile strength, permanent	E1	500 N						700 N	800 N	
Min. bending radius, installation [mm]	-	124	128	132	136	146	156	172		
Min. bending radius, permanent [mm]	E11	62	64	66	68	73	78	86		
		D33								
Nominal diameter [mm]	-	6.0	6.5	6.5	6.5	7.5	8.0	8.5		
Cable weight nominal [kg/km]	-	39	43	45	47	58	67	83		
Tensile strength, installation	E1	1500 N						2100 N	2400 N	
Tensile strength, permanent	E1	500 N						700 N	800 N	
Min. bending radius, installation [mm]	-	120	130	130	130	150	160	170		
Min. bending radius, permanent [mm]	E11	60	65	65	65	75	80	85		

Product Code Table								
Cable	CPR	Description	Fibre Quantity	MaxCap-BB-OM3	MaxCap-BB-OM4	WideCap-OM5	BendBright G.657.A1	BendBright <sup>XS</sup> G.657.A2
D12b	E <sub>ca</sub>	UC <sup>FIBRE</sup> I/O DI LSHF	2	60019274	D12b-2-OM4	D12b-2-OM5	60019428	D12b-2-A2
	E <sub>ca</sub>	UC <sup>FIBRE</sup> I/O DI LSHF	4	60018808	60048332	D12b-4-OM5	60018903	60019749
	E <sub>ca</sub>	UC <sup>FIBRE</sup> I/O DI LSHF	6	60018905	60019673	D12b-6-OM5	60018906	D12b-6-A2
	E <sub>ca</sub>	UC <sup>FIBRE</sup> I/O DI LSHF	8	60018882	D12b-8-OM4	D12b-8-OM5	D12b-8-A1	D12b-8-A2
	E <sub>ca</sub>	UC <sup>FIBRE</sup> I/O DI LSHF	12	60018933	60018942	D12b-12-OM5	60018910	D12b-12-A2
	E <sub>ca</sub>	UC <sup>FIBRE</sup> I/O DI LSHF	16	60019399	D12b-16-OM4	D12b-16-OM5	D12b-16-A1	D12b-16-A2
D33	E <sub>ca</sub>	UC <sup>FIBRE</sup> I/O DI LSHF	24	60011423	60018943	D12b-24-OM5	60018912	D12b-24-A2
	D <sub>ca</sub> -s1-d1-a1	UC <sup>FIBRE</sup> I/O DI LSHF-FR	2	60066547	D33-2-OM4	D33-2-OM5	D33-2-A1	D33-2-A2
	D <sub>ca</sub> -s1-d1-a1	UC <sup>FIBRE</sup> I/O DI LSHF-FR	4	60066545	D33-4-OM4	D33-4-OM5	60066582	D33-4-A2
	D <sub>ca</sub> -s1-d1-a1	UC <sup>FIBRE</sup> I/O DI LSHF-FR	6	60060896	D33-6-OM4	D33-6-OM5	60061284	D33-6-A2
	D <sub>ca</sub> -s1-d1-a1	UC <sup>FIBRE</sup> I/O DI LSHF-FR	8	60066546	D33-8-OM4	D33-8-OM5	60066583	D33-8-A2
	D <sub>ca</sub> -s1-d1-a1	UC <sup>FIBRE</sup> I/O DI LSHF-FR	12	60060899	60060900	D33-12-OM5	60060897	D33-12-A2
	D <sub>ca</sub> -s1-d1-a1	UC <sup>FIBRE</sup> I/O DI LSHF-FR	16	D33-16-OM3	D33-16-OM4	D33-16-OM5	D33-16-A1	D33-16-A2
	D <sub>ca</sub> -s1-d1-a1	UC <sup>FIBRE</sup> I/O DI LSHF-FR	24	60060865	60060901	D33-24-OM5	60060898	D33-24-A2

**UC<sup>FIBRE</sup> U-VQ(ZN)BH**D36 (C<sub>ca</sub>), D37 (B2<sub>ca</sub>)  
Mini-Breakout, 2-24 fibres

Cable structure		
	D36 (C <sub>ca</sub> ), D37 (B2 <sub>ca</sub> )	
Buffer	ES9 solid core (tight buffer) ø900 µm ± 50 µm	
Longitudinal watertightness	Swelling tapes	
Strain relief	Longitudinally watertight glass roving elements	
Sheath colours	Cable with Singlemode Cable with MaxCap-BB-OM2 Cable with MaxCap-BB-OM3 Cable with MaxCap-BB-OM4 Cable with WideCap-OM5	Yellow, RAL 1018 Orange, RAL 2009 Turquoise, RAL 6027 Erika violet, RAL 4003 Lime green, RAL 6039
Outer sheath	FireRes® LSHF-FR	

Standards		
	D36 (C <sub>ca</sub> )	D37 (B2 <sub>ca</sub> )
ISO 11801-1, EN 50173-1, IEC 60794-1	ISO 11801-1, EN 50173-1, IEC 60794-1	
IEC 60332-1-2, IEC 60754-2, EN 50399 Class Class C <sub>ca</sub> -s1a-d1-a1, Class D <sub>ca</sub> , Class E <sub>ca</sub> , IEC 60332-3-24	IEC 60332-1-2, IEC 60754-2, EN 50399 Class Class B2 <sub>ca</sub> -s1a-d1-a1, Class C <sub>ca</sub> , Class D <sub>ca</sub> , Class E <sub>ca</sub> , IEC 60332-3-24	

Properties		IEC 60794-1-21/22								
Properties	Test method	D36								
Fibre Quantity	-	2	4	6	8	12	16	24		
Nominal diameter [mm]	-	7.0	7.2	7.4	8.2	8.6	8.6	9.6		
Cable weight nominal [kg/km]	-	46	48	49	54	62	75	87		
Tensile strength, installation	E1	1500 N						2100 N	2400 N	
Tensile strength, permanent	E1	500 N						700 N	800 N	
Min. bending radius, installation [mm]	-	140	144	148	152	164	172	192		
Min. bending radius, permanent [mm]	E11	70	72	74	76	82	86	96		
		D37								
Nominal diameter [mm]	-	7.0	7.2	7.4	8.2	8.6	8.6	9.6		
Cable weight nominal [kg/km]	-	42	43	44	49	57	70	81		
Tensile strength, installation	E1	1500 N						2100 N	2400 N	
Tensile strength, permanent	E1	500 N						700 N	800 N	
Min. bending radius, installation [mm]	-	140	144	148	152	164	172	192		
Min. bending radius, permanent [mm]	E11	70	72	74	76	82	86	96		

Product Code Table									
Cable	CPR	Description	Fibre Quantity	MaxCap-BB-OM3	MaxCap-BB-OM4	Wide-Cap-OM5	BendBright G.657.A1	BendBright <sup>XS</sup> G.657.A2	
D36	C <sub>ca</sub> -s1a-d1-a1	UC <sup>FIBRE</sup> I/O DI LSHF-FR C	2	60060727	D36-2-OM4	D36-2-OM5	60064976	D36-2-A2	
	C <sub>ca</sub> -s1a-d1-a1	UC <sup>FIBRE</sup> I/O DI LSHF-FR C	4	D36-4-OM3	D36-4-OM4	D36-4-OM5	D36-4-A1	D36-4-A2	
	C <sub>ca</sub> -s1a-d1-a1	UC <sup>FIBRE</sup> I/O DI LSHF-FR C	6	D36-6-OM3	D36-6-OM4	D36-6-OM5	D36-6-A1	D36-6-A2	
	C <sub>ca</sub> -s1a-d1-a1	UC <sup>FIBRE</sup> I/O DI LSHF-FR C	8	D36-8-OM3	D36-8-OM4	D36-8-OM5	D36-8-A1	D36-8-A2	
	C <sub>ca</sub> -s1a-d1-a1	UC <sup>FIBRE</sup> I/O DI LSHF-FR C	12	D36-12-OM3	D36-12-OM4	D36-12-OM5	60077605	D36-12-A2	
	C <sub>ca</sub> -s1a-d1-a1	UC <sup>FIBRE</sup> I/O DI LSHF-FR C	16	D36-16-OM3	D36-16-OM4	D36-16-OM5	D36-16-A1	D36-16-A2	
D37	C <sub>ca</sub> -s1a-d1-a1	UC <sup>FIBRE</sup> I/O DI LSHF-FR C	24	60064977	D36-24-OM4	D36-24-OM5	60060715	D36-24-A2	
	B2 <sub>ca</sub> -s1a-d1-a1	UC <sup>FIBRE</sup> I/O DI LSHF-FR B2	2	60064973	D37-2-OM4	D37-2-OM5	60064972	D37-2-A2	
	B2 <sub>ca</sub> -s1a-d1-a1	UC <sup>FIBRE</sup> I/O DI LSHF-FR B2	4	D37-4-OM3	D37-4-OM4	D37-4-OM5	D37-4-A1	D37-4-A2	
	B2 <sub>ca</sub> -s1a-d1-a1	UC <sup>FIBRE</sup> I/O DI LSHF-FR B2	6	D37-6-OM3	D37-6-OM4	D37-6-OM5	D37-6-A1	D37-6-A2	
	B2 <sub>ca</sub> -s1a-d1-a1	UC <sup>FIBRE</sup> I/O DI LSHF-FR B2	8	D37-8-OM3	D37-8-OM4	D37-8-OM5	D37-8-A1	D37-8-A2	
	B2 <sub>ca</sub> -s1a-d1-a1	UC <sup>FIBRE</sup> I/O DI LSHF-FR B2	12	D37-12-OM3	D37-12-OM4	D37-12-OM5	D37-12-A1	D37-12-A2	
	B2 <sub>ca</sub> -s1a-d1-a1	UC <sup>FIBRE</sup> I/O DI LSHF-FR B2	16	D37-16-OM3	D37-16-OM4	D37-16-OM5	D37-16-A1	D37-16-A2	
	B2 <sub>ca</sub> -s1a-d1-a1	UC <sup>FIBRE</sup> I/O DI LSHF-FR B2	24	60064974	D37-24-OM4	D37-24-OM5	60060507	D37-24-A2	



### 3. CABLES FOR SPECIAL APPLICATIONS

Here you will find copper and fibre optic cables for practically every communication application. Our superior solutions not only meet all the current requirements you place on your cables, but are also future-proof thanks to higher bandwidths, special durability and simple installation. Thanks to dedicated product research and development, we can help you make your existing cable solutions fit for future applications. For particularly demanding applications, we manufacture special cables to customer order.

#### CABLES FOR SPECIAL APPLICATIONS

##### Data centre cable solutions

Cat 8.2 UC <sup>FUTURE</sup> COMPACT22 Cat8.2 S/FTP	52
Cat 8.2 UC <sup>FUTURE</sup> COMPACT26/7 Cat8.2 S/FTP Patch	53
Cat.7 UC <sup>FUTURE</sup> COMPACT <sup>2D</sup> 26 Cat.7 S/FTP 4P	54
Cat.7 UC <sup>FUTURE</sup> COMPACT <sup>2D</sup> 26 Cat.7 S/FTP 6x4P	55
Cat.7 UC <sup>FUTURE</sup> COMPACT 23 Cat.7 S/FTP 6x4P	56
Cat.7 UC <sup>FUTURE</sup> COMPACT 23 Cat.7 S/FTP 8x4P	57

##### Long Reach Cable Solutions > 100m


Cat.7 UC LR22 10Gbit S/FTP LSHF-FR	58
Cat.7 UC LR22 10Gbit S/FTP PE	59

##### Cables for outdoor application

Cat.7 UC900 SS23 Cat.7 S/FTP PE	60
Cat.7 UC900 HS23 Cat.7 S/FTP PE	61
Universal Cable Breakout D22 - U-V(ZN)HQBH	62

##### Cable solutions for industry

Cat.7 UC900 SS23 Cat.7 S/FTP PUR	63
Cat.7 UC900 FLEX Cat.7 S/FTP PUR	64
Cat.7 UC900 SS23 Cat.7 S/FTP (L)H BK	65
Cat.5e ICS IE SuperCat 5 24 Cat.5e	66
Cat.7 SuperCat 7 23 Cat.7 S/FTP	67
Cat.7 ToughCat 7 LSHF-FR 4x2/0.27mm	68
Cat.7 ToughCat 7S LSHF-FR 4x2/0.56	69
Cat.7 ToughCat MUD C7 S/FTP 4Px0.27mm <sup>2</sup>	70
Cat.7 ToughCat 7S Armoured	71
Cat.7 Patch PRO Flex CAT 7	72
RS 485 AWG24/71 to 4P	73
ICS FF FC 1x2xAWG18/1	74
ICS IE FC AWG22 Cat 5e	75
Industrial Cat.6A Cable 10Gig Drag Chain Cat 6 <sub>A</sub>	76
ICS PB DP FC 1x2xAWG22/1 LSHF-FR	77
ICS PB PA FC 1x2xAWG18/1	78
Li-2YCxx 2P x 0.22 mm <sup>2</sup>	79



### UC<sup>FUTURE</sup> COMPACT22 Cat.8.2 S/FTP 2000MHz

S/FTP AWG22/1



Areas of application / Applicable standards
<p>Related to system standards: Primary (Campus), Secondary (Riser), Tertiary (Horizontal) IEEE 802.3: 10Base-T, 100Base-T, 1000Base-T, 10GBase-T; 40GBase-T Cat. 8 ; Cat.8.2, ISDN, TPDDI, ATM, CATV, Broadband Video, SOHO cabling, Power over Ethernet (PoE) Type 1-4 Based on component standards for cables: IEC 61156-9; EN 50288-12-1</p>

Cable structure	
Conductor	Cu-wire, bare, AWG 22
Insulation	Foam-Skin Polyethylen
Core colors	blue/white; orange/white; green/white; brown/white
Stranding	2 cores to pair
Pair shield	Aluminium-coated plastic composite foil
Stranding to the core	4 pairs (PiMF) to the core
Overall screen	Copper braiding, tinned
Outer sheath	LSHF-FR D <sub>ca</sub> - B2 <sub>ca</sub> / FRNC-C, Yellow RAL1021
Outer diameter	8.5 mm

Shielding properties		
Transfer impedance	at 1 MHz	5 mΩ/m
	at 10 MHz	5 mΩ/m Grade 1
	at 30 MHz	10 mΩ/m
Coupling attenuation	85 dB Type 1 Disconnection class according to EN 50174-2 „d“	

Product Code Table		
Product description	PG Article number	CPR- Class Construction Products Regulation
UC <sup>FUTURE</sup> COMPACT22 Cat.8.2 S/FTP 4P LSHF-FR B2 <sub>ca</sub>	60066016	B2 <sub>ca</sub> s1a d1 a1
UC <sup>FUTURE</sup> COMPACT22 Cat.8.2 S/FTP 4P LSHF-FR C <sub>ca</sub>	60060913	C <sub>ca</sub> s1a d1 a1
UC <sup>FUTURE</sup> COMPACT22 Cat.8.2 S/FTP 4P LSHF-FR	60030331	D <sub>ca</sub> s1a d1 a1

Electrical data at 20°C	
	System cut-off frequency at 2000MHz
Attenuation	78.1 dB
NEXT	75.0 dB
PS-NEXT	72.0 dB
ACR-N	-3.0 dB
PS-ACR	-6.0 dB
ACR-F	59.0 dB
PS-ACR-F	56.0 dB
Return Loss	18.0 dB

Nominal Velocity of Propagation approx. 73 %

Flame retardancy	
Euro class according to EN 50399	B2 <sub>ca</sub> s1a d1 a1, C <sub>ca</sub> s1a d1 a1, D <sub>ca</sub> s2 d1 a1
IEC	IEC60332-3-24; IEC60754-2; IEC 61034; IEC60332-1

External quality monitoring	
GHMT	

### UC<sup>FUTURE</sup> COMPACT26/7 Cat.8.2 S/FTP Patch

S/FTP AWG26/7



Areas of application / Applicable standards
<p>Related to system standards: Connection and interconnection cable IEEE 802.3: 10Base-T; 100Base-T; 1000Base-T; 10GBase-T; 25GBase-T; 40GBase-T, IEEE 802.5 16 MB; ISDN; TPDDI; ATM, Power over Ethernet (PoE) / Type 1-4 Based on component standards for cables: IEC 61156-10; EN 50288-12-2</p>

Cable structure	
Conductor	Cu-wire, bare, AWG 26
Insulation	Foam-Skin Polyethylen Ø 1.1 mm
Core colors	blue/white; orange/white; green/white; brown/white
Stranding	2 cores to pair
Pair shield	Aluminium-coated plastic composite foil
Stranding to the core	4 pairs (PiMF) to the core
Overall screen	Copper braiding, tinned
Outer sheath	LSHF E <sub>ca</sub> . Gelb RAL1021
Outer diameter	6.0 mm

Shielding properties		
Transfer impedance	at 1 MHz	25 mΩ/m
	at 10 MHz	25 mΩ/m Grade 1
	at 30 MHz	30 mΩ/m
Coupling attenuation	70 dB	

Product Code Table		
Product description	PG Article number	CPR- Class Construction Products Regulation
UC <sup>FUTURE</sup> COMPACT26/7 Cat.8.2 S/FTP 4P Patch	60032047	E <sub>ca</sub>

Electrical data at 20°C	
	System cut-off frequency at 2000MHz (100m)
Attenuation	136.0 dB
NEXT	70.0 dB
PS-NEXT	67.0 dB
ACR-N	-66.0 dB
PS-ACR	-69.0 dB
ACR-F	35.0 dB
PS-ACR-F	32.0 dB
Return Loss	15.0 dB

Nominal Velocity of Propagation approx. 79 %

Flame retardancy	
Euro class according to EN 50399	E <sub>ca</sub>
IEC	IEC60754-2; IEC 61034; IEC60332-1



### UC<sup>FUTURE</sup> COMPACT<sup>2D</sup> 26 Cat.7 S/FTP 4P

S/FTP AWG26/1



Areas of application / Applicable standards	
<p><b>Related to system standards:</b> Installation cable for use in primary, secondary and tertiary areas in structured building cabling according to EN 50173, ISO/IEC 11801 Power over Ethernet (PoE) / Type 1 - 4. Meets at least the requirements of Class EA with a conductor diameter in AWG26 at a max. transmission length of 60m instead of 90m in Permanent Link. <b>Based on component standards for cables:</b> EN 50288-4-2, IEC 61156-6</p>	

Cable structure	
Conductor	Cu-wire, bare, AWG 26
Insulation	Foam-Skin Polyethylen
Core colors	blue/white; orange/white; green/white; brown/white
Stranding	2 cores to pair
Pair shield	Aluminium-coated plastic composite foil
Stranding to the core	4 pairs (PiMF) to the core
Overall screen	Copper braiding, tinned
Outer sheath	LSHF-FR D <sub>ca</sub> orange RAL 2003
Outer diameter	5.7 mm

Shielding properties		
Transfer impedance	at 1 MHz	5 mΩ/m
	at 10 MHz	5 mΩ/m Grade 1
	at 30 MHz	10 mΩ/m
Coupling attenuation	85 dB Type 1 Disconnection class according to EN 50174-2 „d“	

Product Code Table		
Product description	PG Article number	CPR- Class Construction Products Regulation
UC <sup>FUTURE</sup> COMPACT <sup>2D</sup> 26 C7 S/FTP 4P	60013695	D <sub>ca</sub> s2 d1 a1


Electrical data at 20°C	
System cut-off frequency at 600MHz	
Attenuation	7.9 dB
NEXT	75.0 dB
PS-NEXT	72.0 dB
ACR-N	44.0 dB
PS-ACR	41.0 dB
ACR-F	61.0 dB
PS-ACR-F	58.0 dB
Return Loss	17.0 dB

Flame retardancy	
Euro class according to EN 50399	D <sub>ca</sub> s2 d1 a1
IEC	IEC60332-3-24; IEC60754-2; IEC 61034; IEC60332-1

Nominal Velocity of Propagation approx. 76 %

### UC<sup>FUTURE</sup> COMPACT<sup>2D</sup> 26 Cat.7 S/FTP 6x4P

S/FTP AWG26/1



Areas of application / Applicable standards	
<p><b>Related to system standards:</b> Installation cable for use in primary, secondary and tertiary areas in structured building cabling according to EN 50173, ISO/IEC 11801 Power over Ethernet (PoE) / Type 1 - 4. Meets at least the requirements of Class EA with a conductor diameter in AWG26 at a max. transmission length of 60m instead of 90m in Permanent Link. <b>Based on component standards for cables:</b> EN 50288-4-2, IEC 61156-6</p>	

Cable structure	
Conductor	Cu-wire, bare, AWG 26
Insulation	Foam-Skin Polyethylen
Core colors	blue/white; orange/white; green/white; brown/white
Stranding	2 cores to pair
Pair shield	Aluminium-coated plastic composite foil
Stranding to the core	4 pairs (PiMF) to the core
Overall screen	Copper braiding, tinned
Outer sheath	LSHF orange RAL 2003
Stranding to the total core	6x4 Couples + Filling Element to the core
Total sheath	LSHF orange RAL 2003
Outer diameter	19.2 mm

Shielding properties		
Transfer impedance	at 1 MHz	5 mΩ/m
	at 10 MHz	5 mΩ/m Grade 1
	at 30 MHz	10 mΩ/m
Coupling attenuation	85 dB Type 1 Disconnection class according to EN 50174-2 „d“	

Product Code Table		
Product description	PG Article number	CPR- Class Construction Products Regulation
UC <sup>FUTURE</sup> COMPACT <sup>2D</sup> 26 C7 S/FTP 6x4P	60011482	E <sub>ca</sub>

Electrical data at 20°C	
System cut-off frequency at 600MHz	
Attenuation / 10m	7.9 dB
NEXT	75.0 dB
PS-NEXT	72.0 dB
ACR-F	44.0 dB
PS-ACR-F	41.0 dB
Return Loss	17.0 dB


Nominal Velocity of Propagation approx. 76 %

Flame retardancy	
Euro class according to EN 50399	E <sub>ca</sub>
IEC	IEC60332-1; IEC60754-2; IEC 61034



### UC<sup>FUTURE</sup> COMPACT23 Cat.7 S/FTP 6x4P

S/FTP AWG23/1



#### Areas of application / Applicable standards

Related to system standards:  
Installation cable for use in primary, secondary and tertiary areas in structured building cabling according to EN 50173, ISO/IEC 11801  
Power over Ethernet (PoE) / Type 1 - 4. Meets at least the requirements of class EA with a conductor diameter in AWG23 at a max. transmission length of 80m instead of 90m in the permanent link.  
Based on component standards for cables:  
EN 50288-4-2, IEC 61156-6

#### Cable structure

Conductor	Cu-wire, bare, AWG 23
Insulation	Foam-Skin Polyethylen
Core colors	blue/white; orange/white; green/white; brown/white
Stranding	2 cores to pair
Pair shield	Aluminium-coated plastic composite foil
Stranding to the core	4 pairs (PiMF) to the core
Overall screen	Copper braiding, tinned
Outer sheath	LSHF orange RAL 2003
Stranding to the total core	6x4 Couples + Filling Element to the core
Total sheath	LSHF orange RAL 2003
Outer diameter	25.0 mm

#### Shielding properties

Transfer impedance	at 1 MHz	5 mΩ/m
	at 10 MHz	5 mΩ/m Grade 1
	at 30 MHz	10 mΩ/m
Coupling attenuation	85 dB Type 1 Disconnection class according to EN 50174-2 „d“	

#### Product Code Table

Product description	PG Article number	CPR- Class Construction Products Regulation
UC <sup>FUTURE</sup> COMPACT23 C7 S/FTP 6x4P LSHF-FR C <sub>ca</sub>	60065317	C <sub>ca</sub> s1 d2 a1
UC <sup>FUTURE</sup> COMPACT23 C7 S/FTP 6x4P LSHF E <sub>ca</sub>	60015673	E <sub>ca</sub>

#### Electrical data at 20°C

	System cut-off frequency at 600MHz
Attenuation	44.8 dB
NEXT	85.0 dB
PS-NEXT	82.0 dB
ACR-F	60.0 dB
PS-ACR-F	57.0 dB
Return Loss	22.0 dB

Nominal Velocity of Propagation approx. 79 %

#### Flame retardancy

Euro class according to EN 50399	C <sub>ca</sub> s1a d2 a1, E <sub>ca</sub>
IEC	IEC60332-1; IEC60754-2; IEC 61034; IEC600332- 3-24

### UC<sup>FUTURE</sup> COMPACT23 Cat.7 S/FTP 8x4P

S/FTP AWG23/1



#### Areas of application / Applicable standards

Related to system standards:  
Installation cable for use in primary, secondary and tertiary areas in structured building cabling according to EN 50173, ISO/IEC 11801 Power over Ethernet (PoE) / Type 1 - 4. Meets at least the Class EA requirements with a conductor diameter in AWG23 at a max. transmission length of 80m instead of 90m in permanent link.  
Based on component standards for cables:  
EN 50288-4-2, IEC 61156-6

#### Cable structure

Conductor	Cu-wire, bare, AWG 23
Insulation	Foam-Skin Polyethylen
Core colors	blue/white; orange/white; green/white; brown/white
Stranding	2 cores to pair
Pair shield	Aluminium-coated plastic composite foil
Stranding to the core	4 pairs (PiMF) to the core
Overall screen	Copper braiding, tinned
Outer sheath	LSHF orange RAL 2003
Stranding to the total core	8x4 Couples + Filling Element to the core
Total sheath	LSHF orange RAL 2003
Outer diameter	27.1 mm

#### Shielding properties

Transfer impedance	at 1 MHz	5 mΩ/m
	at 10 MHz	5 mΩ/m Grade 1
	at 30 MHz	10 mΩ/m
Coupling attenuation	85 dB Type 1 Disconnection class according to EN 50174-2 „d“	

#### Product Code Table

Product description	PG Article number	CPR- Class Construction Products Regulation
UC <sup>FUTURE</sup> COMPACT23 C7 S/FTP 8x4P LSHF	60015657	E <sub>ca</sub>

**UC LR22 10Gbit S/FTP LSHF-FR B<sub>2ca</sub>; D<sub>ca</sub>**

S/FTP AWG22/1

**Areas of application / Applicable standards**

Related to system standards:  
Multimedia installation cable for use in primary, secondary and tertiary areas in structured building cabling according to EN 50173-1, ISO/IEC 11801, Power over Ethernet (PoE) Type 1 -4  
105m Permanent Link PL2 guaranteed  
120m range in Channel EA for 10Gbit transmissions guaranteed\*/\*\*  
**Based on component standards for cables:**  
EN 50288-4-1, IEC 61156-5 IEC 61156-5; IEC61156-7; EN50288-9-1; IEEE 802.3af; IEEE 802.3at, IEEE 802.3bt

**Cable structure**

Conductor	Cu-wire, bare, AWG 22/1
Insulation	Foam-Skin Polyethylen
Core colors	blue/white; orange/white; green/white; brown/white
Stranding	2 cores to pair
Pair shield	Aluminium-coated plastic composite foil
Overall screen	Copper braiding, tinned
Outer sheath	LSHF-FR B <sub>2ca</sub> , D <sub>ca</sub> / FRNC-C, blau RAL 5024
Outer diameter	8.5 mm

**Shielding properties**

Transfer impedance	at 1 MHz	5 mΩ/m
	at 10 MHz	5 mΩ/m Grade 2
	at 30 MHz	10 mΩ/m
Coupling attenuation	85 dB Type 1	
	Disconnection class according to EN 50174-2 „d“ *105m Permanent Link PL2 guaranteed ** Requires suitable components and patch cables	

**Product Code Table**

Product description	PG Article number	CPR- Class Construction Products Regulation
UC LR22 10Gbit S/FTP 4P LSHF-FR B <sub>2ca</sub>	60066017	B <sub>2ca</sub> s1a d1 a1
UC LR22 10Gbit S/FTP 4P LSHF-FR 1000DW	60039920	D <sub>ca</sub> s2 d1 a1
UC LR22 10Gbit S/FTP 4P LSHF-FR 500DW	60039572	D <sub>ca</sub> s2 d1 a1

**Electrical data at 20°C**

	System cut-off frequency at 500MHz	Cable bandwidth at 1000MHz
Attenuation	39.5 dB	58.4 dB
NEXT	86.0 dB	82.0 dB
PS-NEXT	83.0 dB	79.0 dB
ACR-N	46.0 dB	24.0 dB
PS-ACR	43.0 dB	21.0 dB
ACR-F	51.0 dB	45.0 dB
PS-ACR-F	48.0 dB	42.0 dB
Return Loss	17.0 dB	17.0 dB

Nominal Velocity of Propagation approx. 79 %

**Flame retardancy**

Euro class according to EN 50399	B <sub>2ca</sub> s1a d1 a1, D <sub>ca</sub> s2 d1 a1
IEC	IEC 60332-1; IEC 60332-3-24; IEC 60754-2; IEC 61034

**External quality monitoring**

GHMT PVP
----------

**UC LR22 10Gbit S/FTP PE outdoor cable**

S/FTP LONG REACH cable AWG22/1

**Areas of application / Applicable standards**

Related to system standards:  
Multimedia installation cable for use in primary, secondary and tertiary areas in structured building cabling according to EN 50173-1, ISO/IEC 11801, Power over Ethernet (PoE) Type 1 -4  
105m Permanent Link PL2 guaranteed  
120m range in Channel EA for 10Gbit transmissions guaranteed\*/\*\*  
**Based on component standards for cables:**  
EN 50288-4-1, IEC 61156-5

**Cable structure**

Conductor	Cu-wire, bare, AWG 22/1
Insulation	Foam-Skin Polyethylen
Core colors	blue/white; orange/white; green/white; brown/white
Stranding	2 cores to pair
Pair shield	Aluminium-coated plastic composite foil
Overall screen	Copper braiding, tinned
Outer sheath	PE, black, Wdd. 1.0 mm, suitable for direct burial, UV-resistant
Outer diameter	9.2 mm

**Shielding properties**

Transfer impedance	at 1 MHz	5 mΩ/m
	at 10 MHz	5 mΩ/m Grade 1
	at 30 MHz	10 mΩ/m
Coupling attenuation	85 dB Type 1	
	Disconnection class according to EN 50174-2 „d“ *105m Permanent Link PL2 guaranteed ** Requires suitable components and patch cables	

**Product Code Table**

Product description	PG Article number
UC LR22 10Gbit S/FTP 4P PE 1000DW	60039922
UC LR22 10Gbit S/FTP 4P PE 500DW	60041064
UC LR22 10Gbit S/FTP 4P PE	60039921

**Electrical data at 20°C**

	System cut-off frequency at 500MHz	Cable bandwidth at 1000MHz
Attenuation	39.5 dB	58.4 dB
NEXT	86.0 dB	82.0 dB
PS-NEXT	83.0 dB	79.0 dB
ACR-N	46.0 dB	24.0 dB
PS-ACR	43.0 dB	21.0 dB
ACR-F	51.0 dB	45.0 dB
PS-ACR-F	48.0 dB	42.0 dB
Return Loss	17.0 dB	17.0 dB

Nominal Velocity of Propagation approx. 79 %

**External quality monitoring**

GHMT PVP
----------

**UC900 SS23 Cat.7 PE Outdoor Cable**

S/FTP AWG23/1

**Areas of application / Applicable standards**

Related to system standards:  
Installation cable for outdoor use and primary building cabling according to EN 50173, ISO/IEC 11801  
Suitable for HDBase-T, Power over Ethernet (PoE) / Type 1 - 4  
**Based on component standards for cables:**  
EN 50288-4-1, IEC 61156-5

**Cable structure**

Conductor	Cu-wire, bare, AWG 23/1
Insulation	Foam-Skin Polyethylen
Core colors	blue/white; orange/white; green/white; brown/white
Stranding	2 cores to pair
Pair shield	Aluminium-coated plastic composite foil
Stranding to the core	4 pairs (PiMF) to the core
Overall screen	Copper braiding, tinned
Outer sheath	PE black RAL 9005, UV-resistant, can be laid directly in the ground
Outer diameter	8.4 mm

**Shielding properties**

Transfer impedance	at 1 MHz	12 mΩ/m
	at 10 MHz	5 mΩ/m Grade 2
	at 30 MHz	30 mΩ/m
Coupling attenuation	85 dB Type 1 Disconnection class according to EN 50174-2 „d“	

**Product Code Table**

Product description	PG Article number
UC900 SS23 C7 S/FTP 4P PE	60011278
UC900 SS23 C7 S/FTP 4P PE 50RW	60015269
UC900 SS23 C7 S/FTP 4P PE 100RW	60015266
UC900 SS23 C7 S/FTP 4P PE 500DW	60011276
UC900 SS23 C7 S/FTP 4P PE 1000DW	60011277

**Electrical data at 20°C**

	System cut-off frequency at 600MHz	Cable bandwidth at 1000MHz
Attenuation	44.0 dB	63.1 dB
NEXT	85.0 dB	80.0 dB
PS-NEXT	82.0 dB	77.0 dB
ACR-N	40.0 dB	17.0 dB
PS-ACR	37.0 dB	14.0 dB
ACR-F	61.0 dB	57.0 dB
PS-ACR-F	58.0 dB	54.0 dB
Return Loss	22.0 dB	20.0 dB

Nominal Velocity of Propagation approx. 79 %

**UC900 HS23 Cat.7 PE Outdoor Cable**

S/FTP AWG23/1

**Areas of application / Applicable standards**

Related to system standards:  
Installation cable for outdoor use and primary building cabling according to EN 50173, ISO/IEC 11801  
Power over Ethernet (PoE) / Type 1 - 4  
**Based on component standards for cables:**  
EN 50288-4-1, IEC 61156-5

**Cable structure**

Conductor	Cu-wire, bare, AWG 23/1
Insulation	Foam-Skin Polyethylen
Core colors	blue/white; orange/white; green/white; brown/white
Stranding	2 cores to pair
Pair shield	Aluminium-coated plastic composite foil
Stranding to the core	4 pairs (PiMF) to the core
Overall screen	Copper braiding, tinned
Outer sheath	PE black RAL 9005, UV-resistant, can be laid directly in the ground
Outer diameter	7.4 mm

**Shielding properties**

Transfer impedance	at 1 MHz	12 mΩ/m
	at 10 MHz	5 mΩ/m Grade 2
	at 30 MHz	30 mΩ/m
Coupling attenuation	80 dB Type 1 Disconnection class according to EN 50174-2 „d“	

**Product Code Table**

Product description	PG Article number
UC900 HS23 C7 S/FTP 4P PE	60026553
UC900 HS23 C7 S/FTP 4P PE 50RW	60026556
UC900 HS23 C7 S/FTP 4P PE 100RW	60026555
UC900 HS23 C7 S/FTP 4P PE 500DW	60026557
UC900 HS23 C7 S/FTP 4P PE 1000DW	60026558

**Electrical data at 20°C**

	System cut-off frequency at 600MHz	Cable bandwidth at 1000MHz
Attenuation	44.0 dB	63.1 dB
NEXT	85.0 dB	80.0 dB
PS-NEXT	82.0 dB	77.0 dB
ACR-N	40.0 dB	17.0 dB
PS-ACR	37.0 dB	14.0 dB
ACR-F	61.0 dB	57.0 dB
PS-ACR-F	58.0 dB	54.0 dB
Return Loss	22.0 dB	20.0 dB

Nominal Velocity of Propagation approx. 79 %



**UC<sup>FIBRE</sup> U-V(ZN)HQBH**D22 (E<sub>ca</sub>)  
Universal breakout cable with LS9 dry compact core (semi-tight)**Areas of application / Applicable standards****Related to system standards:**

Breakout cable with LS9 dry compact core (semi-tight) and strain relief, halogen-free, flame-retardant outer jacket. Suitable for splice connections and direct plug mounting.

The sheath can be opened accordingly to distribute the fibre optic elements. The cable is UV-resistant, non-metallic, halogen-free, flame-retardant, rodent-proof, longitudinally watertight with high tensile strength and therefore suitable for use in the riser area of buildings as well as for outdoor installation in conduits or for direct burial.

The areas of application include the LAN and data centre backbone.

**Based on component standards for cables:**

ISO 11801-1, EN 187 000, IEC 60794-2, EN 50 173-1, IEC 60794-2-20

**Flame retardancy**

LSHF IEC 60332-1-2, IEC 60754-2; IEC 61034; Class E<sub>ca</sub>

**Cable structure**

D22 (E <sub>ca</sub> )	
<b>Ø 2.7 mm single element</b>	LS9 dry compact core (semi-tight) Ø 900 µm ± 50 µm Elements as strain relief LSZH sheath, in the same colour as the outer sheath, with number marking
<b>Strain relief</b>	Rod made of glass-fibre reinforced plastic with thickening made of LSHF materia
<b>2-8 Individual elements</b>	Stranded SZ-shaped around the central element
<b>Winding</b>	Polyester foil
<b>Strain relief</b>	Glass roving elements
<b>Tear thread</b>	Polyester thread
<b>Sheath colour</b>	Black
<b>Outer sheath</b>	FireBur®, Halogen-free flame-retardant thermoplastic sheathing compounds according to EN 50290-2-27, UV stabilised

**Properties IEC 60794-1-21/22**

Property	Method	Values	
Fibre Quantity		2, 4, 6	8
Outer diameter Nominal [mm]	-	12	14
Nominal weight [kg/km]	-	120	225
Max. Tensile strength, installation [N]	-	4500	
Tensile strength, short-term [N]	E1	3600	
Tensile strength, permanent [N]	E1	1800	
Impact resistance [J]	E4	20 J	
Transverse compressive strength	E3	3000 N/ 100 mm	
Torsional strength	E7	5 cycles ± 1 revolution	
Min. bending radius	E11	75	75
Min. bending radius in operation	E18A	130	130
Temperature range	F1	Operation and installation Storage	-20 °C to 70 °C -40 °C to 70 °C
Min. bending radius of the 2.7 mm element	G01	With standard Fibres With MaxCap-BB-OMx Fibres With BendBright-XS Fibres	20 mm 7.5 mm 7.5 mm
Fire load [MJ/km] [kW/m]		2100 0.60	4200 2.05

**Product Code Table**

Cable	CPR	Description	Fibre Quantity	62.5/125 µm OM1	MaxCap-BB-OM3	MaxCap-BB-OM4	MaxCap-BB-OM5	BendBright G.657.A1	BendBright <sup>XS</sup> G.657.A2
D22	E <sub>ca</sub>	UC <sup>FIBRE</sup> I/O B LSHF LS9 2.7	2	60019406	D22-2-OM3	D22-2-OM4	D22-2-OM5	60019213	D22-2-A2
	E <sub>ca</sub>	UC <sup>FIBRE</sup> I/O B LSHF LS9 2.7	4	D22-4-OM1	60019219	D22-4-OM4	D22-4-OM5	60019217	D22-4-A2
	E <sub>ca</sub>	UC <sup>FIBRE</sup> I/O B LSHF LS9 2.7	6	D22-6-OM1	D22-6-OM3	D22-6-OM4	D22-6-OM5	D22-6-A1	D22-6-A2
	E <sub>ca</sub>	UC <sup>FIBRE</sup> I/O B LSHF LS9 2.7	8	D22-8-OM1	60071797	D22-8-OM4	D22-8-OM5	D22-8-A1	D22-8-A2

**UC900 SS23 Cat.7 PUR**

S/FTP AWG23/1

**Areas of application / Applicable standards****Related to system standards:**

Installation cable for indoor use and primary building cabling according to EN 50173, ISO/IEC 11801, Suitable for HDBase-T

Power over Ethernet (PoE) / Type 1 - 4

**Based on component standards for cables:**  
EN 50288-4-1, IEC 61156-5

**Cable structure**

<b>Conductor</b>	Cu-wire, bare, AWG 23/1
<b>Insulation</b>	Foam-Skin Polyethylen
<b>Core colors</b>	blue/white; orange/white; green/white; brown/white
<b>Stranding</b>	2 cores to pair
<b>Pair shield</b>	Aluminium-coated plastic composite foil
<b>Stranding to the core</b>	4 pairs (PiMF) to the core
<b>Overall screen</b>	Copper braiding, tinned
<b>Outer sheath</b>	PUR, green RAL 6018, oil-resistant
<b>Outer diameter</b>	7.5 mm

**Shielding properties**

<b>Transfer impedance</b>	at 1 MHz 5 mΩ/m
	at 10 MHz 5 mΩ/m Grade 1
	at 30 MHz 10 mΩ/m
<b>Coupling attenuation</b>	85 dB Type 1 Disconnection class according to EN 50174-2 „d“

**Product Code Table**

Product description	PG Article number
UC900 SS23 C7 S/FTP 4P PUR GN	60015294
UC900 SS23 C7 S/FTP 4P PUR GN 250DW	60071456
UC900 SS23 C7 S/FTP 4P PUR GN 500DW	60015297
UC900 SS23 C7 S/FTP 4P PUR GN 1000DW	60015299
UC900 SS23 C7 S/FTP 4P PUR BK	60049497
UC900 SS23 C7 S/FTP 4P PUR BK 1000DW	60049498

**Electrical data at 20°C**

	System cut-off frequency at 600MHz	Cable bandwidth at 1000MHz
<b>Attenuation</b>	44.0 dB	63.1 dB
<b>NEXT</b>	85.0 dB	80.0 dB
<b>PS-NEXT</b>	82.0 dB	77.0 dB
<b>ACR-N</b>	40.0 dB	17.0 dB
<b>PS-ACR-N</b>	37.0 dB	14.0 dB
<b>ACR-F</b>	61.0 dB	57.0 dB
<b>PS-ACR-F</b>	58.0 dB	54.0 dB
<b>Return Loss</b>	22.0 dB	20.0 dB

Nominal Velocity of Propagation approx. 67 %

**Oil resistance**

According to VDE 0282-2 (mineral oil IRM 902 acc. ISO 1817)

**UC900 FLEX CAT.7 S/FTP 4P PUR**

S/FTP AWG26/6

**Areas of application / Applicable standards**

Related to system standards:  
Installation cable for use in primary, secondary and tertiary areas in structured building cabling according to EN 50173, ISO/IEC 11801 Power over Ethernet (PoE) / Type 1 - 4  
Based on component standards for cables:  
EN 50288-4-2, IEC 61156-6

**Cable structure**

Conductor	Cu-wire, bare, AWG 27/7
Insulation	Foam-Skin Polyethylen
Core colors	blue/white; orange/white; green/white; brown/white
Stranding	2 cores to pair
Pair shield	Aluminium-coated plastic composite foil
Stranding to the core	4 pairs (PiMF) to the core
Overall screen	Copper braiding, tinned
Outer sheath	PUR, rot RAL 3000, ölbeständig
Outer diameter	5.9 mm

**Shielding properties**

Transfer impedance	at 1 MHz	10 mΩ/m
	at 10 MHz	10 mΩ/m
	at 30 MHz	30 mΩ/m
Coupling attenuation	85 dB Type 1	
	Disconnection class according to EN 50174-2 „D“	

**Product Code Table**

Product description	PG Article number
UC900 FLEX C7 S/FTP 4P PUR RD	60111555
UC900 FLEX C7 S/FTP 4P PUR RD 500DW	60111604
UC900 FLEX C7 S/FTP 4P PUR RD 000DW	60111463
UC900 FLEX C7 S/FTP 4P PUR GY	60111606
UC900 FLEX C7 S/FTP 4P PUR GY 500DW	60111575
UC900 FLEX C7 S/FTP 4P PUR BK	60111605
UC900 FLEX C7 S/FTP 4P PUR BK 500DW	60111607

**Electrical data at 20°C**

	System cut-off frequency at 600MHz	Cable bandwidth at 1000MHz
Attenuation / 10m	6,8 dB	9,5 dB
NEXT	90,0 dB	80,0 dB
PS-NEXT	87,0 dB	77,0 dB
ACR-N	83,0 dB	70,0 dB
ACR-F	39,0 dB	
PS-ACR-F	36,0 dB	
Return Loss	20,0 dB	17,0 dB

Nominal Velocity of Propagation approx. 79 %

**Oil resistance**

According to VDE 0282-2 (mineral oil IRM 902 acc. ISO 1817)

**Flame retardancy**

IEC	IEC 60754-2; IEC 61034; IEC 60332-1
-----	-------------------------------------

**UC900 SS23 Cat.7 (L)H**

S/FTP AWG23/1 with moisture barrier jacket

**Areas of application / Applicable standards**

Related to system standards:  
Installation cable for use in primary, secondary and tertiary areas in structured building cabling according to EN 50173, ISO/IEC 11801 Suitable for HDBase-T, Power over Ethernet (PoE) / Type 1 - 4  
No UV resistance, only for indoor application!  
Based on component standards for cables:  
EN 50288-4-1, IEC 61156-5

**Cable structure**

Conductor	Cu-wire, bare, AWG 23/1
Insulation	Foam-Skin Polyethylen
Core colors	blue/white; orange/white; green/white; brown/white
Stranding	2 cores to pair
Pair shield	Aluminium-coated plastic composite foil
Stranding to the core	4 pairs (PiMF) to the core
Overall screen	Copper braiding, tinned
Outer sheath	LSHF, aluminium tape (aluminium layer jacket) longitudinally sealed with the outer jacket, black RAL 9005
Outer diameter	9.5 mm

**Shielding properties**

Transfer impedance	at 1 MHz	10 mΩ/m
	at 10 MHz	10 mΩ/m
	at 30 MHz	30 mΩ/m
Coupling attenuation	85 dB Type 1	
	Disconnection class according to EN 50174-2 „D“	

**Product Code Table**

Product description	PG Article number
UC900 SS23 C7 S/FTP 4P (L)H BK	60015222
UC900 SS23 C7 S/FTP 4P (L)H BK 500DW	60015223
UC900 SS23 C7 S/FTP 4P (L)H BK 100DW	60015224

**Electrical data at 20°C**

	System cut-off frequency at 600MHz	Cable bandwidth at 1000MHz
Attenuation	44.0 dB	63.1 dB
NEXT	85.0 dB	80.0 dB
PS-NEXT	82.0 dB	77.0 dB
ACR-N	40.0 dB	17.0 dB
PS-ACR-N	37.0 dB	14.0 dB
ACR-F	61.0 dB	57.0 dB
PS-ACR-F	58.0 dB	54.0 dB
Return Loss	22.0 dB	20.0 dB

Nominal Velocity of Propagation approx. 79 %

**Flame retardancy**

IEC	IEC 60754-2; IEC 61034; IEC 60332-1; EN 50399 Class E <sub>ca</sub>
-----	---

**ICS IE SuperCat 5 24 Cat.5e**

U/UTP Installation Cable for Outdoor use

**Areas of application / Applicable standards**

Generic cabling systems. Outdoor installations. Filled with compound to prevent water penetration

**Cable structure**

Conductor	Solid bare copper wire AWG24
Insulation	PE, Ø 1,0 mm
Twisting	2 cores to the pair
Cable lay up	4 pairs
Lay up diameter	Ø 4,3 mm
Cable core filling	Waterproof compound to prevent moisture migration. To prevent water penetration and to ensure electrical properties even in continuous wet conditions.
Sheath	PE, Black, UV stabilized

**Electrical properties at 20°C**

DC loop resistance		≤ 188 Ω/km
Resistance unbalance		≤ 2 %
Characteristic impedance	1 - 100MHz	100 ± 15 Ω
Capacitance	at 800 Hz	Nom. 52 nF/km
Nominal Characteristic impedance	at 100 MHz	100 ± 5 Ω
Nominal velocity of propagation		0,64 c

**Standards**

EN 50173-1; ISO/IEC 11801; EN 50288-3-1; IEC61156-5; EIA/TIA 568-B.2

**Environmental resistance**

Water penetration test: EN50289-4-2 method B  
No flame protection – the cable is flammable, and should be used in outdoor application

**Product Code Table**

Product description	PG Article number
SuperCat 24 C5e U/UTP 4P OUTDOOR 305DP	60010244
SuperCat 24 C5e U/UTP 4P OUTDOOR	60015393

**SuperCat 7 HS23 Cat.7**

S/FTP AWG23/1

**Areas of application / Applicable standards**

**Related to system standards:**  
SuperCat. 7, S/FTP Universal cable with filling compound to achieve longitudinal watertightness. For use in the primary, secondary and Tertiary area in structured building cabling according to EN 50173, ISO/IEC 11801, Power over Ethernet (PoE) / Type 1 - 4  
**Based on component standards for cables:**  
EN 50288-4-1, IEC 61156-5

**Cable structure**

Conductor	Cu-wire, bare, AWG 23/1
Insulation	Foam-Skin Polyethylen
Core colors	blue/white; orange/white; green/white; brown/white
Stranding	2 cores to pair, WBC-filled (Special sealing/mixture to prevent moisture migration).
Pair shield	Aluminium-coated plastic composite foil
Stranding to the core	4 pairs (PIMF) to the soul, swelling yarn and swelling tape
	WBC-filled (special sealing/mixture to prevent moisture migration. Prevents water penetration and ensures electrical properties even in persistent wet conditions).
Overall screen	Copper braiding, tinned
Outer sheath	LSHF, UV-resistant, black RAL9005
Outer diameter	8.5 mm

**Shielding properties**

Transfer impedance	at 1 MHz	< 10 mΩ/m
	at 10 MHz	< 10 mΩ/m Grade 1
	at 30 MHz	< 30 mΩ/m
	at 100 MHz	< 100 mΩ/m
Coupling attenuation	85 dB Type 1	Disconnection class according to EN 50174-2 „D“

**Product Code Table**

Product description	PG Article number
SuperCat 7 23 C7 S/FTP 4P LSHF	60014810
SuperCat 7 23 C7 S/FTP 4P LSHF 500DP	60014892

**Electrical data at 20°C**

	System cut-off frequency at 600MHz
Attenuation	44.8 dB
NEXT	85.0 dB
PS-NEXT	82.0 dB
ACR-N	40.0 dB
PS-ACR-N	37.0 dB
ACR-F	61.0 dB
PS-ACR-F	58.0 dB
Return Loss	22.0 dB

Nominal Velocity of Propagation approx. 79 %

**Flame retardancy**

Euro class according to EN 50399	E <sub>ca</sub>
IEC	IEC 60754-2; IEC 60332-1

**Water resistance**

IEC 60794-1-2F5, method B



**ToughCat 7**

S/FTP AWG23/7

**Areas of application / Applicable standards**

Related to system standards:  
ToughCat 7 is an S/FTP cable that has proven itself in harsh industrial applications on ships and offshore platforms. For use in primary, secondary and tertiary applications in structured building wiring according to EN 50173, ISO/IEC 11801; Power over Ethernet (PoE) / Type 1 - 4  
**Based on component standards for cables:**  
EN 50288-4-1, IEC 61156-5  
DNV-GL, LR and ABS approved / certified

**Cable structure**

Conductor	Cu-wire, bare, AWG 23/7
Insulation	Polyethylen
Core colors	blue/white; orange/white; green/white; brown/white
Stranding	2 cores to pair
Pair shield	Aluminium-coated plastic composite foil
Stranding to the core	4 pairs (PIMF) to the core
Overall screen	Copper braiding, tinned
Outer sheath	LSHF-FR, UV-resistant, SHF1, acc. to IEC60092-360, grey RAL7035
Outer diameter	8.1 mm

**Shielding properties**

Transfer impedance	at 1 MHz	< 10 mΩ/m
	at 10 MHz	< 8 mΩ/m Grade 1
	at 30 MHz	< 10 mΩ/m
Coupling attenuation	85 dB Type 1 Disconnection class according to EN 50174-2 „d“	

**Product Code Table**

Product description	PG Article number
ToughCat C7 LSHF-FR 4x2/0.27mm2	60011617
ToughCat C7 LSHF-FR 4x2/0.27mm2 500DP	60015820
ToughCat C7 LSHF-FR 4x2/0.27mm2 1000DP	60030363

**Electrical data at 20°C**

	System cut-off frequency at 600MHz
Attenuation	45.7 dB
NEXT	71.0 dB
PS-NEXT	68.0 dB
ACR-N	25.0 dB
PS-ACR-N	22.0 dB
ACR-F	44.0 dB
PS-ACR-F	41.0 dB
Return Loss	20.0 dB

Nominal Velocity of Propagation approx. 79 %

**Oil resistance**

Mineral oils IRM 902 (IEC60811-404) : 7 days/23°C, 4 hours/70°C

Diesel - IRM 903 (IEC60811-404) : 7 days/23°C, 4 hours/70°C

**Flame retardancy**

Euro class according to EN 50399	D <sub>ca</sub> s2 d1 a1, E <sub>ca</sub>
IEC	IEC 60332-3-24; IEC 60754-2; IEC 61034; IEC 60332-1

**External quality monitoring**

Det Norske Veritas - Germanischer Lloyd (DNV-GL), Lloyds Register (LR) and American Bureau of Shipping (ABS)

**ToughCat 7S**

S/FTP AWG23/1

**Areas of application / Applicable standards**

Related to system standards:  
ToughCat 7S is an S/FTP cable that has proven itself in harsh industrial applications on ships and offshore platforms. For use in primary, secondary and tertiary applications in structured building cabling according to EN 50173, ISO/IEC 11801; Power over Ethernet (PoE) / Type 1 - 4  
**Based on component standards for cables:**  
EN 50288-4-1, IEC 61156-5  
DNV-GL and LR approved / certified

**Cable structure**

Conductor	Cu-wire, bare, AWG 23/1
Insulation	Foam-Skin Polyethylen
Core colors	blue/white; orange/white; green/white; brown/white
Stranding	2 cores to pair
Pair shield	Aluminium-coated plastic composite foil
Stranding to the core	4 pairs (PIMF) to the core
Overall screen	Copper braiding, tinned
Outer jacket	LSHF-FR, UV-resistant, SHF1, acc. to IEC60092-360, Grey RAL7035
Outer diameter	7.6 mm

**Shielding properties**

Transfer impedance	at 1 MHz	< 10 mΩ/m
	at 10 MHz	< 10 mΩ/m Grade 1
	at 30 MHz	< 10 mΩ/m
Coupling attenuation	85 dB Type 1 Disconnection class according to EN 50174-2 „D“	

**Product Code Table**

Product description	PG Article number
ToughCat C7S LSHF-FR 4x2/0.56	60015280
ToughCat C7S LSHF-FR 4x2/0.56 500DP	60015282

**Electrical data at 20°C**

	System cut-off frequency at 600MHz
Attenuation	44.8 dB
NEXT	85.0 dB
PS-NEXT	82.0 dB
ACR-N	40.0 dB
PS-ACR-N	37.0 dB
ACR-F	61.0 dB
PS-ACR-F	58.0 dB
Return Loss	22.0 dB

Nominal Velocity of Propagation approx. 79 %

**Oil resistance**

Mineral oils IRM 902 (IEC60811-404) : 7 days/23°C, 4 hours/70°C

Diesel - IRM 903 (IEC60811-404) : 7 days/23°C, 4 hours/70°C

**Flame retardancy**

Euro class according to EN 50399	D <sub>ca</sub> s2 d1 a1, E <sub>ca</sub>
IEC	IEC 60332-3-24; IEC 60754-2; IEC 61034; IEC 60332-1

**External quality monitoring**

Det Norske Veritas - Germanischer Lloyd (DNV-GL)

**ToughCat 7 MUD**

S/FTP AWG23/7

**Areas of application / Applicable standards****Related to system standards:**

ToughCat 7 MUD is an S/FTP cable based on the ToughCat 7, supplemented with a flame-retardant, halogen-free, low-smoke oil sludge resistant jacket. This cable has proven itself in harsh industrial applications on ships and offshore platforms. For use in primary, secondary and tertiary applications in structured building cabling in accordance with EN 50173, ISO/IEC 11801, Power over Ethernet (PoE) / Type 1 - 4

**Based on component standards for cables:**  
EN 50288-4-1, IEC 61156-5

**Cable structure**

Conductor	Cu-wire, bare, AWG 23/1
Insulation	Foam-Skin Polyethylen
Core colors	blue/white; orange/white; green/white; brown/white
Stranding	2 cores to pair
Pair shield	Aluminium-coated plastic composite foil
Stranding to the core	4 pairs (PiMF) to the core
Overall screen	Copper braiding, tinned
Innermantel	LSHF-FR, SHF1, acc. to IEC60092-360, Grey RAL7035
Outer sheath	MUD, UV-resistant
Outer diameter	10.1 mm

**Shielding properties**

Transfer impedance	at 1 MHz	< 10 mΩ/m
	at 10 MHz	< 10 mΩ/m Grade 1
	at 30 MHz	< 10 mΩ/m
Coupling attenuation	85 dB Type 1	Disconnection class according to EN 50174-2 „D“

**Product Code Table**

Product description	PG Article number
ToughCat MUD C7 S/FTP 4Px0.27mm2	60015692
ToughCat MUD C7 S/FTP 4Px0.27mm2 500DP	60015695

**Electrical data at 20°C**

	System cut-off frequency at 600MHz
Attenuation	44.8 dB
NEXT	85.0 dB
PS-NEXT	82.0 dB
ACR-N	40.0 dB
PS-ACR-N	37.0 dB
ACR-F	61.0 dB
PS-ACR-F	58.0 dB
Return Loss	22.0 dB

Nominal Velocity of Propagation approx. 79 %

**Oil resistance**

Mineral oils IRM 902 (IEC60811-404) : 7 days/23°C, 4 hours/70°C  
Diesel - IRM 903 (IEC60811-404) : 7 days/23°C, 4 hours/70°C

**Flame retardancy**

Euro class according to EN 50399	E <sub>ca</sub>
IEC	IEC 60332-3-24; IEC 60754-2; IEC 61034; IEC 60332-1

**External quality monitoring**

Cables based on the proven Det Norske Veritas (DNV) -certified

**ToughCat 7S Armoured**

S/FTP AWG23/1

**Areas of application / Applicable standards****Related to system standards:**

S/FTP cable with solid conductors for use in LAN installations in harsh, mechanically and electrically stressed environments such as ships and offshore platforms. For use in primary, secondary and tertiary areas in structured building cabling according to EN 50173, ISO/IEC 11801, Power over Ethernet (PoE) / Type 1 - 4. High rodent protection.

**Based on component standards for cables:**  
EN 50288-4-1, IEC 61156-5

**Cable structure**

Conductor	Cu-wire, bare, AWG 23/1
Insulation	Foam-Skin Polyethylen
Core colors	blue/white; orange/white; green/white; brown/white
Stranding	2 cores to pair
Pair shield	Aluminium-coated plastic composite foil
Stranding to the core	4 pairs (PiMF) to the core
Overall screen	Copper braiding, tinned
Inner sheath	oil-resistant, flame-retardant and halogen-free (LSHF-FR (SHF1), Ø 7.6 mm
Reinforcement	galvanised steel wire mesh, Wire diameter 0.25 mm, high rodent protection
Outer sheath	Oil-resistant, flame-retardant and halogen-free LSHF-FR (SHF1)
Outer diameter	10.6 mm

**Shielding properties**

Transfer impedance	at 1 MHz	< 10 mΩ/m
	at 10 MHz	< 10 mΩ/m Grade 1
	at 30 MHz	< 10 mΩ/m
Coupling attenuation	85 dB Type 1	Disconnection class according to EN 50174-2 „D“

**Product Code Table**

Product description	PG Article number
ToughCat7S_SWB S/FTP 4x2/0.56	60027369
ToughCat7S_SWB S/FTP 4x2/0.56 500 DP	60027371

**Electrical data at 20°C**

	System cut-off frequency at 600MHz
Attenuation	44.8 dB
NEXT	85.0 dB
PS-NEXT	82.0 dB
ACR-N	40.0 dB
PS-ACR-N	37.0 dB
ACR-F	61.0 dB
PS-ACR-F	58.9 dB
Return Loss	22.0 dB

Nominal Velocity of Propagation approx. 79 %

**Oil resistance**

Mineral oils IRM 902 (IEC60811-404) : 7 days/23°C, 4 hours/70°C  
Diesel - IRM 903 (IEC60811-404) : 7 days/23°C, 4 hours/70°C

**Flame retardancy**

Euro class according to EN 50399	E <sub>ca</sub>
IEC	IEC 60332-3-24; IEC 60754-2; IEC 61034; IEC 60332-1

**External quality monitoring**

Cable based on the proven DNV-GL and LR certified ToughCat 7S

## PATCH PRO FLEX CAT 7



## Areas of application / Applicable standards

**Related to system standards:**  
Data connection cable for studio applications, suitable for video ethernet;  
IEEE 802.3: 10Base-T; 100Base-T; 1000Base-T; IEEE 802.5 16 MB; ISDN;  
FDDI; ATM  
Suitable for outdoor use, but not for direct burial, Power over Ethernet  
(PoE) / Type 1 - 4  
**Based on component standards for cables:**  
IEC 61156-6; EN 50288-4-2

## Cable structure

Conductor	Stranded copper wire, bare, Ø 0.14 mm <sup>2</sup>
Insulation	Foam-Skin PE, Ø 1.05 ± 0.02mm
Core colors	blue/white; orange/white; green/white; brown/white
Stranding	2 cores to pair
Pair shield	Aluminium-coated plastic composite film
Stranding to the core	4 pairs (PIMF)
Shielding	Cu-braid tin-plated Ø 5.1 mm
Winding	Synthetic fleece
Outer sheath	DMC FLEX PUR, black, RAL 9005

## Product Code Table

Product name	Short designation	Outer diameter	Article number
		mm	
PATCH PRO FLEX CAT 7	Cat 7 SS26 4P FLEX PUR	6.4	60015173

## Electrical Properties

Characteristic impedance	@ 100 MHz	100 ± 5 Ω
Loop resistance	max.	250Ω/km
Resistance asymmetry	max.	2%
Signal runtime		460 ns/100m
Difference in running time	max.	10 ns/100m
Coupling resistance, nominal	1 MHz 10 MHz	25 mΩ / m 25 mΩ / m
Relative propagation speed		0.75 c
Capacity	nominal	43 nF/km
Capacity undamped	max.	700 pF/km

## Mechanical properties

Temperature range	@ 100 MHz	100 ± 5 Ω
	max.	250Ω/km

## RS 485 AWG24/7 1 to 4P

Bus Cable



## Areas of application / Applicable standards

Multi conductor cable for RS 485 applications

## Cable structure

Conductor	stranded bare copper wire, AWG24/7, (cross section 0.22 mm <sup>2</sup> ), Ø 0.60 mm
Insulation	PE Ø 1.75mm
Colour code*	Core A/Core B: white/blue, white/orange, white/ green, white/brown
Stranding	1P, 3P and 4P: 2 cores as a pair 2P: 4 cores as a quad
Screen	Overall screen: AL-PET-foil, overlapping + tinned copper drain wire AWG24/7 + tinned copper braid (min 85%)
Sheath	LSHF or PVC, black 9005 or grey 7031*

\*other colours possible upon request

## Technical data

Formation	Cable diameter mm	Weight approx kg/km	Standard delivery length m
1P	5.9	40	1000
2P	6.9	59	1000
3P	9.1	84	1000

## Electrical Properties at 20°C

Conductor resistance (at 20 ± 5 °C)	≤ 83 Ω/km
Characteristic impedance at 1 MHz	120 Ω ± 20
Capacitance at 800 Hz (nominal)	<60 nF/km

## Mechanical properties

Bending radius - moving application - fixed application	≥ 10 x outer diameter of cable ≥ 5 x outer diameter of cable
Operating temperature	-40°C / +80°C

## Flame protection

IEC 60332-1



**ICS FF FC 1x2xAWG18/1**

FOUNDATION Fieldbus FC INST Cable



Areas of application / Applicable standards	
Spur and trunk cable for fixed installation indoor and outdoor on racks in conduits, FastConnect-Assembly - Oil and grease resistant	
Cable structure	
Conductor	stranded bare copper wire, AWG24/7, (cross section 0.22 mm <sup>2</sup> ), Ø 0.60 mm
Insulation	PE Ø 1.75mm
Colour code*	Core A/Core B: white/blue, white/orange, white/green, white/brown
Stranding	1P, 3P and 4P: 2 cores as a pair 2P: 4 cores as a quad
Screen	Overall screen: AL-PET-foil, overlapping + tinned copper drain wire AWG24/7 + tinned copper braid (min 85%)
Sheath	LSHF or PVC, black 9005 or grey 7031*

\*other colours possible upon request

Technical data			
Product name	Weight kg	Standard delivery length m	Tensile force N
ICS FF FC 1x2xAWG18/1	78	1000	175

Electrical Properties at 20°C	
Loop resistance	≤ 46 Ω/km
Characteristic impedance (at 31.25 kHz)	100 Ω ± 20 Ω
Mutual capacitance (at 1 kHz)	approx. 60 nF/km

Mechanical properties	
Bending radius single bending repeated bending	± 40 mm ± 80 mm
Temperature range Transport and storage Installation	- 40°C to + 70°C - 40°C to + 70°C - 5°C to + 50°C

Standards
IEC 61158 and IEC 61784, Cable type A acc. to FOUNDATION Fieldbus

Flame protection
IEC 60332-1-2

**ICS IE FC AWG22 Cat 5e**

IE FC Installation Cable 2PxAWG22



Areas of application / Applicable standards	
Installation Cable for for Industrial Ethernet as Type A (AWG22/1), Type B (AWG22/7) or Type C (AWG22/19) according to the flexibility needed. It is built as FastConnect-Assembly. Has limited oil and grease resistance	

Cable structure	
Conductor	AWG22/1 (solid), AWG22/7 (flex) or AWG22/19 (extra flex)
Insulation	PE, Ø 1.5 mm
Stranding	four cores as a quad, around a central filler
Identification	pair1: BU-WT, pair2: YE-OR
Wrapping	PET-Foil
Bedding	PVC or LSHF, Ø 4.0 mm
Static screen	PET-AL-Foil
Braid	tinned copper braid, coverage approx. 85%, Ø 4.7 mm
Sheath	PVC or LSHF, Ø 6.5 mm

Electrical Properties at 20°C	
Loop resistance	≤ 124 Ω/km
Characteristic impedance (at 1-100 MHz)	100 Ω ± 15 %
Mutual capacitance (at 1 kHz)	approx. 60 nF/km


Mechanical properties	
Bending radius single bending repeated bending	≥ 20 mm ≥ 50 mm
Temperature range	- 25°C to + 70°C (LSHF) - 40°C/+80°C (PVC)

Standards
Customer specification

Flame protection
IEC 60332-1

**Industrial Cat.6A Cable 10Gig Drag Chain Cat 6A**

S/UTP AWG24/7

**Areas of application / Applicable standards**

Data cable for Industrial Environment  
IEEE 802.3: 10Base-T; 100Base-T; 1000Base-T; 10GBase-T  
Power over Ethernet (PoE) / Type 1-4  
UV-resistant

The cable is for made for repeated movement application (Drag Chain).  
Tested with bending radius of 100mm and einer acceleration of 4m/s<sup>2</sup>  
achieves 3 Million cycles in environment temperature.

The transmission length must be maximum 40m in Permanent Link of ISO  
11801 classes D, E, EA.  
It is robust and good against abrasion, for the industrial environment, like  
in machinery and facilities. Also suited for the installation outdoors.

**Cable structure**

Conductor	Stranded tinned copper (AWG24/7)
Insulation	Polyethylene, Ø 0.96 mm
Pair	2 insulated wires to a pair
Core layup	4 pairs as core, non-metallic separator among pairs (Spline)
Wrap	Polyester tape
Inner jacket	HFFR, Ø 5.7 mm
Braid	Tinned Copper braid, coverage > 86%
Wrap	Polyester tape
Outer jacket	PUR, black RAL 9005, Ø 8,0 mm

**Electrical Properties at 20°C**

Loop resistance	≤ 200 Ω /km
Mutual capacitance at 800 Hz	Nom. 45 nF/km
Impedance (100 MHz)	100 ± 5 Ω

**Mechanical properties**

Bending radius	without tensile stress	≥ 7,5xD
	under tensile stress	≥ 10xD
Minimal bending radius by repeated movement	Without tension	≥ 12.5xD
	Operating temperature	
	Storage	-40°C to + 75°C
	Installation	0°C to + 50°C
	Moving application	0°C to + 50°C

**Standards**

EN 50173-1; EN 50288-11-2; ISO/IEC 11801; IEC 61156-6; IEEE 802.3 af / at / bt

**Flame protection**

LSHF (FRNC) : IEC 60332-1 ; IEC 60754-2 ; IEC 61034

**ICS PB DP FC 1x2xAWG22/1 LSHF-FR**

PROFIBUS FC LSHF-FR Cable

**Areas of application / Applicable standards**

Installation cable for Profibus DP buses, according to IEC 61158-2.  
- Halogen free and flame resistant  
- Limited segment length (according to PROFIBUS-Net Manual)  
- FastConnect-assembly  
- UV-resistant  
- Silicon free  
- Limited oil and grease resistance

**Cable structure**

Conductor	bare copper wire, Ø 0.64 mm, (cross-section 0.32 mm <sup>2</sup> )
Insulation	foam-skin-PE, Ø 2.5 mm
Stranding	two cores as a Pair
Bedding	halogen free, filling the interstices Ø 5.4 mm
Static screen	PET-Al-Foil longitudinally applied
Braid	tinned copper braid, coverage approx. 60%
Sheath	halogen free, violet, Ø 8.0 mm

**Electrical Properties at 20°C**

Loop resistance	≤ 110 Ω/km
Characteristic impedance (Nominal)	150 Ω
Mutual capacitance (at 1 kHz)	< 30 nF/km

**Mechanical properties**

Bending radius single bending repeated bending	≥ 60 mm
	≥ 80 mm
Temperature range	- 15°C to + 70°C - 15°C to + 70°C - 15°C to + 50°C

**Flame protection**

LSHF-FR: IEC 60332-1, IEC 60332-3-24, IEC 61034-2, IEC 60754-1/2  
VDE 0482-266-2-4

**ICS PB PA FC 1x2xAWG18/1**

PROFIBUS PA FC INST Cable

**Areas of application / Applicable standards**

Spur and trunk cable for fixed installation indoor and outdoor on racks in dry conduits,  
FastConnect-Assembly  
- UV-stabilized  
- Silicon free  
- Limited Oil and resistant

**Cable structure**

Conductor	bare copper wire, Ø 1.05 mm, (cross-section AWG18)
Insulation	foam-skin-PE, Ø 2.55 mm
Stranding	two cores gn / rd to the Pair
Bedding	PVC or LSHF, filling the interstices
Static screen	PET-Al-Foil longitudinally applied
Braid	tinned copper Braid Coverage approx. 70%
Sheath	PVC or LSHF, Ø 8.0 mm, black RAL 9005

**Electrical Properties at 20°C**

Loop resistance	≤ 46 Ω/km
Screen resistance nominal	12 Ω/km
Characteristic impedance (at 31.25 kHz)	100 Ω ± 20 Ω
Mutual capacitance (at 1 kHz)	approx. 60 nF/km

**Mechanical properties**

Bending radius single bending repeated bending	≥ 60 mm ≥ 120 mm
Temperature range	-40°C/+70°C (PVC) -20°C/+70°C (LSHF)

**Standards**

IEC 61158 and IEC 61784  
Cable type A acc. to Profibus PA

**Flame protection**

IEC 60332-1-2

**Li-2YCxx 2P x 0.22 mm²**

CanBus-Cable

**Areas of application / Applicable standards**

This cable is suitable for transmission of CANBUS signals, for fixed indoor and outdoor installation. It is available in different jackets, as PVC or PUR, according to the environment of installation, being the PUR excellent oil protected.

**Cable structure**

Conductor	stranded bare copper wire, 7 x 0.20 mm (0.22 mm²), Ø 0.60 mm
Insulation	Solid PE, Ø 1.75 ± 0.05 mm
Colour code	Pair 1: 1 x white, 1 x brown; Pair 2: 1 x yellow, 1 x green
Cable lay up	4 cores twisted to a star quad
Wrapping	1 x PET-foil, overlapping
Overall screen	Tinned copper braid, optical coverage ≥ 80%
Wrapping	1 x PET-foil under sheath
Sheath	PUR-NR, PUR, LSHF-FR or PVC, Ø 6.9 ± 0.2
Sheath colour	black, RAL 9005

**Electrical Properties at 20°C**

Loop resistance	≤ 110 Ω/km
Characteristic impedance (Nominal)	150 Ω
Mutual capacitance (at 1 kHz)	< 30 nF/km

**Mechanical properties**

Bending radius single bending repeated bending	≥ 60 mm ≥ 80 mm
Temperature range	-15°C to +70°C -15°C to +70°C -15°C to +50°C

**Standards**

ISO 11898-2; DIN 19245; EN 50170

**Flame protection**

PUR-NR: no flame protection  
PUR, PVC: IEC 60332-1  
LSHF-FR: IEC 60332-1 / IEC 60332-3-22

**Environmental properties**

	PUR-NR	PUR	LSHF-FR	PVC
Operating temperature	-40°C / +85°C	-40°C / +80°C	-15°C / +70°C	-40°C / +90°C
UV resistance	No	Medium	Good	Good
Oil resistance	Excellent	Good	Average	Average



## 4. Coax cable

Draka CATV/antenna cables transmit data in TV and modern multimedia applications in the highest quality. New applications in cable television networks (CATV) such as broadband internet and services are a challenge for network operators, as they require cable constructions of high quality at all network levels, especially with regard to shielding classes, attenuation and service life.

### COAX CABLE

Coax15 AD 06 S FRNC	82
Coax11 AD 08 S FRNC	82
Coax10 AD 10 S AI	83
Coax10 Trishield FRNC	83
Coax9 AD 11 S FRNC	84
Coax9 AD 11 A FRNC	84
Coax6 CT 15 A FRNC/PE	85
Coax6 AT 16 S A+	85
Coax4 CT 22 S (2.2/8.8) PE	86
Coax4 CT 22 A (2.2/8.8) PE	86
Coax3 CT 33 S (3.3/13.5) PE	87
Coax3 CT 33 A (3.3/13.5) PE	87





**Coax15 AD 06 S**

CATV drop cable

**Areas of application**

Subscriber cables are used in private and commercial distribution networks for television signals and as antenna lines for terrestrial and satellite reception for fixed installation.

**Cable structure**

<b>Innenleiter</b>	Cu-wire, solid, bare, diameter 0.65 mm
<b>Insulation</b>	gas foamed PE, diameter 2.95 mm
<b>Outer conductor</b>	Al-PET foil, longitudinally bonded with outer sheath, with overlying tinned copper braiding, optical coverage 80% + Al-PET film, longitudinally bonded with outer sheath, diameter 3.6 mm
<b>Sheath</b>	PVC alternatively FRNC, diameter 4.3 mm ± 0.2 mm white or black
<b>Imprint</b>	<b>DRAKA</b> COAX15 AD 06 S + metre marking + batch number

**Electrical properties**

<b>Shielding effectiveness</b>	30 MHz – 1000 MHz	> 110 dB
	1000 MHz – 2000 MHz	> 100 dB
	2000 MHz – 3000 MHz	> 100 dB
<b>Transfer impedance</b>	5 MHz – 30 MHz	≤ 5 mΩ/m

**Electrical data at 20°C**

Attenuation (dB/100m)		Return loss (dB)	
Frequency (MHz)		Frequency (MHz)	
	nominal		
5	2.5	5 – 30	> 26
50	7.5	30 – 470	> 24
100	10.1	470 – 1000	> 20
200	13.9	1000 – 3000	> 18
400	20.1		
800	28.9		
862	30.0		
950	31.7		
1350	37.8		
1750	42.3		
2150	47.0		
3000	56.5		

**Product Code Table**

Product description	PG Article number
Coax15 AD 06 S PVC	60013766
Coax15 AD 06 S FRNC	60013767
Coax15 AD 06 S FRNC 500DW	60013769
Coax15 AD 06 S FRNC SW 500DW	60013770

**Coax11 AD 08 S**

CATV drop cable

**Areas of application**

Subscriber cables are used in private and commercial distribution networks for television signals and as antenna lines for terrestrial and satellite reception for fixed installation.  
KDG Vodafone approved, shielding class A+

**Cable structure**

<b>Inner conductor</b>	Cu-wire, solid, bare, diameter 0.8 mm
<b>Insulation</b>	gas foamed PE, diameter 3.5 mm
<b>Outer conductor</b>	Al-PET foil, longitudinally bonded to the insulation, with tinned copper braiding above, optical coverage 80% + Al-PET film longitudinally bonded to outer sheath, diameter 4.1 mm
<b>Sheath</b>	PVC alternatively FRNC, diameter 5.1 mm ± 0.2 mm white or black
<b>Imprint PVC</b>	<b>DRAKA</b> COAX11 AD 08 S PVC - Class A+ DIN EN 50117-2-4 + batch number + metre marking
<b>Imprint FRNC</b>	<b>DRAKA</b> COAX11 AD 08 S FRNC - Class A+ DIN EN 50117-2-4 + batch number + metre marking

**Electrical properties**

<b>Shielding effectiveness</b>	30 MHz – 1000 MHz	> 110 dB
	1000 MHz – 2000 MHz	> 100 dB
	2000 MHz – 3000 MHz	> 100 dB
<b>Transfer impedance</b>	5 MHz – 30 MHz	≤ 5 mΩ/m

**Electrical data at 20°C**

Attenuation (dB/100m)		Return loss (dB)	
Frequency (MHz)		Frequency (MHz)	
	nominal		
5	1.9	5 – 30	> 26
50	5.7	30 – 470	> 24
100	7.8	470 – 1000	> 20
200	11.2	1000 – 3000	> 18
400	16.2		
800	22.6		
862	24.3		
950	25.1		
1350	31.0		
1750	36.3		
2150	41.3		
3000	48.8		

**Product Code Table**

Product description	PG Article number
Coax11 AD 08 S PVC ws no printing	60013756
Coax11 AD 08 S PVC ws no printing 500DW	60013758
Coax11 AD 08 S PVC ws no printing 1000DW	60013760
Coax11 AD 08 S FRNC ws	60014730
Coax11 AD 08 S FRNC ws 500DW	60014883

**Coax10 AD 10 S AI**

CATV drop cable

**Areas of application**

Subscriber cables are used in private and commercial distribution networks for television signals and as antenna lines for terrestrial and satellite reception for fixed installation.

**Cable structure**

<b>Inner conductor</b>	Cu-wire, solid, bare, diameter 1.02 mm
<b>Insulation</b>	physically foamed PE, diameter 4.57 mm
<b>Outer conductor</b>	PET-Al film Aluminium braiding, optical coverage >80% Al-laminated plastic foil
<b>Sheath</b>	PVC according to EN 50290-2-22 TM51, Diameter 6.8 mm ± 0.2 mm, white
<b>Imprint</b>	<b>DRAKA</b> COAX10 AD 10 S AI + batch number + metre marking

**Electrical data at 20°C**

Attenuation (dB/100m)		Return loss (dB)	
Frequency (MHz)		Frequency (MHz)	
	nominal		
5	2.0	5 – 30	> 26
50	5.0	30 – 470	> 24
100	6.8	470 – 1000	> 20
200	9.4	1000 – 2000	> 18
400	13.4	2000 – 3000	> 16
862	20.0		
950	21.0		
1350	24.7		
1750	28.4		
2150	31.7		
3000	38.0		

**Product Code Table**

Product description	PG Article number
Coax10 AD 10 S AI 200BR	60016703
Coax10 AD 10 S AI 500DP	60024867

**Coax10 Trishield**

CATV drop cable

**Areas of application**

Subscriber cables are used in private and commercial distribution networks for television signals and as antenna lines for terrestrial and satellite reception for fixed installation.  
KDG Vodafone approved, shielding class A+

**Cable structure**

<b>Inner conductor</b>	Cu-wire, solid, bare, diameter 1.0 mm
<b>Insulation</b>	gas foamed PE, diameter 4.55 mm
<b>Outer conductor</b>	Al-PET foil, longitudinally bonded to the insulation, with tinned copper braiding above, + Al-PET film longitudinally bonded to outer sheath, diameter 5.5 mm
<b>Sheath</b>	FRNC, diameter 6.8 mm ± 0.2 mm white (RAL 9010)
<b>Imprint</b>	<b>DRAKA</b> COAX10 TRISHIELD FRNC - Class A+ DIN EN 50117-2-4 KDG 1 TS 153 XXX MM YY + batch number

**Electrical properties**

<b>Shielding effectiveness</b>	30 MHz – 1000 MHz	≥ 110 dB
	1000 MHz – 2000 MHz	≥ 100 dB
	2000 MHz – 3000 MHz	≥ 100 dB
<b>Transfer impedance</b>	5 MHz – 30 MHz	≤ 5 mΩ/m

**Electrical data at 20°C**

Attenuation (dB/100m)		Return loss (dB)	
Frequency (MHz)		Frequency (MHz)	
	nominal		
5	1.6	5 – 30	> 26
50	4.3	30 – 470	> 24
100	6.2	470 – 1000	> 20
200	8.7	1000 – 3000	> 18
400	12.5		
862	18.6		
950	19.8		
1350	23.7		
1750	27.2		
2150	30.5		
3000	36.9		

**Product Code Table**

Product description	PG Article number
Coax10 Trishield A+ FRNC	60043632
KG Coax10 Trishield A+ FRNC WH 100RW	60045937
KG Coax10 Trishield A+ FRNC WH 500DW	60045938

**Coax9 AD 11 S**

CATV drop cable

**Areas of application**

Subscriber cables are used in private and commercial distribution networks for television signals and as antenna lines for terrestrial and satellite reception for fixed installation.  
KDG Vodafone approved, shielding class A+

**Cable structure**

<b>Inner conductor</b>	Cu-wire, solid, bare, diameter 1.13 mm
<b>Insulation</b>	gas foamed PE, diameter 4.8 mm
<b>Outer conductor</b>	Al-PET foil, longitudinally bonded to the insulation, with tinned copper braiding above, optical coverage 70 % + Al-PET film longitudinally bonded to outer sheath, diameter 5.6 mm
<b>Sheath</b>	PVC alternatively FRNC or PE, diameter 6.8 mm ± 0.2 mm white or black
<b>Imprint</b>	<b>DRAKA</b> COAX9 AD 11 S FRNC - Class A+ DIN EN 50117-2-4 + batch number + metre marking

**Electrical properties**

<b>Shielding effectiveness</b>	30 MHz – 1000 MHz	≥ 115 dB
	1000 MHz – 2000 MHz	≥ 105 dB
	2000 MHz – 3000 MHz	≥ 105 dB
<b>Transfer impedance</b>	5 MHz – 30 MHz	≤ 2.5 mΩ/m

**Electrical data at 20°C**

Attenuation (dB/100m)		Return loss (dB)	
Frequency (MHz)		Frequency (MHz)	
	nominal		
5	1.3	5 – 30	> 26
50	4.1	30 – 470	> 24
100	5.6	470 – 1000	> 20
200	8.2	1000 – 3000	> 18
400	11.8		
800	16.6		
862	17.1		
950	18.1		
1350	21.8		
1750	25.2		
2150	28.3		
3000	34.7		

**Product Code Table**

Product description	PG Article number
Coax9 AD 11 S PVC	60013825
Coax9 AD 11 S PVC 100RW	60013826
Coax9 AD 11 S PVC 500DW	60013828
Coax9 AD 11 S FRNC	60013829
Coax9 AD 11 S FRNC 100RW	60013830
Coax9 AD 11 S FRNC 500DW	60013831
Coax9 AD 11 S FRNC 250DW	60013832
Coax9 AD 11 S PE black 500DW	60013853
Coax9 AD 11 S A+ FRNC	60043630

**Coax9 AD 11 A**

CATV drop cable

**Areas of application**

Subscriber cables are used in private and commercial distribution networks for television signals and as antenna lines for terrestrial and satellite reception for fixed installation.

**Cable structure**

<b>Inner conductor</b>	Cu-wire, solid, bare, diameter 1.13 mm
<b>Insulation</b>	gas foamed PE, diameter 4.8 mm
<b>Outer conductor</b>	Al-PET-Al foil, longitudinal, with overlying tinned copper braiding, optical coverage 70 %, diameter 5.5 mm
<b>Sheath</b>	PVC alternatively FRNC, 6.8 mm ± 0.2 mm white
<b>Imprint</b>	<b>DRAKA</b> COAX9 AD 11 A FRNC - Class A DIN EN 50117-2-4 + batch number + metre marking

**Electrical properties**

<b>Shielding effectiveness</b>	30 MHz – 1000 MHz	> 90 dB
	1000 MHz – 2000 MHz	> 85 dB
	2000 MHz – 3000 MHz	> 85 dB
<b>Transfer impedance</b>	5 MHz – 30 MHz	≤ 5 mΩ/m

**Electrical data at 20°C**

Attenuation (dB/100m)		Return loss (dB)	
Frequency (MHz)		Frequency (MHz)	
	nominal		
5	1.3	5 – 30	> 26
50	4.1	30 – 470	> 24
100	5.6	470 – 1000	> 20
200	8.2	1000 – 3000	> 18
400	11.8		
800	16.6		
862	17.1		
950	18.1		
1350	21.8		
1750	25.2		
2150	28.3		
3000	34.7		

**Product Code Table**

Product description	PG Article number
Coax9 AD 11 A PVC	60013969
Coax9 AD 11 A PVC 100RW	60013970
Coax9 AD 11 A PVC 500DW	60013971
Coax9 AD 11 A PVC 1000DW	60013972
Coax9 AD 11 A FRNC	60013973
Coax9 AD 11 A FRNC 100RW	60013974
Coax9 AD 11 A FRNC 500DW	60013975
Coax9 AD 11 A FRNC 1000DW	60013976
Coax9 AD 11 A FRNC 250DW	60013977

**Coax6 CT 15 A FRNC/PE**

CATV-Trunk-Kabel

**Areas of application**

BK cables are used in the line and distribution network of CATV and broadband communication networks between the head-end station and the house transfer point. They are suitable for direct burial and fixed installation in pipes and cable ducts.

**Cable structure**

<b>Inner conductor</b>	Cu-wire, bare, diameter 1.55 mm
<b>Insulation</b>	physically foamed PE, diameter 7.25 mm
<b>Outer conductor</b>	Cu-PET-Cu foil, longitudinal, with overlying bare copper braiding, optical coverage 60 %, diameter 8.2 mm
<b>Sheath</b>	PE, PVC or FRNC, diameter 10.1 mm ± 0.3 mm black or white
<b>Imprint PVC</b>	<b>DRAKA</b> COAX6 CT 15 A PVC - Class A DIN EN 50117-2-4 + batch number + metre marking
<b>Imprint FRNC</b>	<b>DRAKA</b> COAX6 CT 15 A FRNC - Class A DIN EN 50117-2-4 + batch number + metre marking
<b>Imprint PE</b>	<b>DRAKA</b> COAX6 CT 15 A PE - Class A DIN EN 50117-2-4 + batch number + metre marking

**Electrical properties**

<b>Shielding effectiveness</b>	30 MHz – 1000 MHz	> 100 dB
	1000 MHz – 2000 MHz	> 95 dB
	2000 MHz – 3000 MHz	> 95 dB
<b>Transfer impedance</b>	5 MHz – 30 MHz	≤ 5 mΩ/m

**Electrical data at 20°C**

Attenuation (dB/100m)		Return loss (dB)	
Frequency (MHz)		Frequency (MHz)	
	nominal		
5	0.9	5 – 30	> 26
50	2.8	30 – 470	> 26
100	3.9	470 – 1000	> 24
200	5.7	1000 – 3000	> 20
400	8.3		
800	12.2		
862	12.7		
950	13.4		
1350	16.2		
1750	18.9		
2150	21.2		
3000	25.9		

**Product Code Table**

Product description	PG Article number
Coax6 CT 15 A FRNC	60014733
Coax6 CT 15 A FRNC 500DW	60014884
Coax6 CT 15 A PE	60013810
Coax6 CT 15 A PE 500DW	60013812

**Coax6 AT 16 S**

CATV-Trunk-Kabel

**Areas of application**

BK cables are used in the line and distribution network of CATV and broadband communication networks between the head-end station and the house transfer point. They are suitable for direct burial and fixed installation in pipes and cable ducts.  
KDG Vodafone approved, shielding class A+

**Cable structure**

<b>Inner conductor</b>	Cu-wire, bare, diameter 1.61 mm
<b>Insulation</b>	physically foamed PE, diameter 7.15 mm
<b>Outer conductor</b>	Al-PET foil, longitudinal, bonded with insulation, with overlying tinned copper braiding, optical coverage 70% + Al-PET foil longitudinal, bonded with outer sheath, diameter 8.1 mm
<b>Sheath</b>	FRNC, diameter 10.2 mm ± 0.3 mm black
<b>Imprint PE</b>	<b>DRAKA</b> COAX6 AT 16 S Trishield - FRNC Class A+ DIN EN 50117-2-4 KDG 1 TS 153 XXX MM YY+ batch number

**Electrical properties**

<b>Shielding effectiveness</b>	30 MHz – 1000 MHz	> 115 dB
	1000 MHz – 2000 MHz	> 105 dB
	2000 MHz – 3000 MHz	> 105 dB
<b>Transfer impedance</b>	5 MHz – 30 MHz	≤ 5 mΩ/m

**Electrical data at 20°C**

Attenuation (dB/100m)		Return loss (dB)	
Frequency (MHz)		Frequency (MHz)	
	nominal		
5	0.9	5 – 30	> 26
50	2.8	30 – 470	> 26
100	3.9	470 – 1000	> 24
200	5.7	1000 – 3000	> 20
400	8.3		
800	12.2		
862	12.7		
950	13.4		
1350	16.2		
1750	18.9		
2150	21.2		
3000	25.9		

**Product Code Table**

Product description	PG Article number
Coax6 AT 16 S A+	60043631



**Coax4 CT 22 S**

CATV-Trunk-Kabel

**Areas of application**

BK cables are used in the line and distribution network of CATV and broadband communication networks between the head-end station and the house transfer point. They are suitable for direct burial and fixed installation in pipes and cable ducts. Shielding class A++

**Cable structure**

<b>Inner conductor</b>	Cu-wire, bare, diameter 2.2 mm
<b>Insulation</b>	physically foamed PE, diameter 8.8 mm
<b>Outer conductor</b>	welded copper pipe, diameter 9.5 mm
<b>Sheath</b>	PE, diameter 12.3 mm ± 0.3 mm black
<b>Imprint</b>	<b>DRAKA</b> COAX4 CT 22 S + batch number + metre marking

**Electrical properties**

<b>Shielding effectiveness</b>	30 MHz – 1000 MHz	> 120 dB
<b>Transfer impedance</b>	5 MHz – 30 MHz	< 0.8 mΩ/m

**Electrical data at 20°C**

Attenuation (dB/100m)		Return loss (dB)	
Frequency (MHz)		Frequency (MHz)	
	nominal		
5	0.65	5 – 30	> 26
50	2.0	30 – 470	> 26
100	2.9	470 – 1000	> 23
200	4.2		
400	6.0		
800	8.7		
862	9.1		
950	9.6		
1350	11.3		
1750	13.3		
2150	15.1		
3000	18.0		

**Product Code Table**

Product description	PG Article number
Coax4 CT 22 S PE	60009599
Coax4 CT 22 S PE 500DW	60016723
Coax4 CT 22 S PE 1000DW	60016724

**Coax4 CT 22 S**

CATV-Trunk-Kabel

**Areas of application**

BK cables are used in the line and distribution network of CATV and broadband communication networks between the head-end station and the house transfer point. They are suitable for direct burial and fixed installation in pipes and cable ducts. Shielding class A++

**Cable structure**

<b>Inner conductor</b>	Cu-wire, bare, diameter 2.2 mm
<b>Insulation</b>	physically foamed PE, diameter 8.8 mm
<b>Outer conductor</b>	Cu-PET-CU film, longitudinal, with overlying bare copper braiding, optical coverage 60 %, diameter 9.5 mm
<b>Sheath</b>	PE, 12.3 mm ± 0.4 mm black
<b>Imprint</b>	<b>DRAKA</b> COAX4 CT 22 A (8.8) + metre marking + batch number

**Electrical properties**

<b>Shielding effectiveness</b>	30 MHz – 1000 MHz	> 100 dB
<b>Transfer impedance</b>	5 MHz – 30 MHz	≤ 1 mΩ/m

**Electrical data at 20°C**

Attenuation (dB/100m)		Return loss (dB)	
Frequency (MHz)		Frequency (MHz)	
	nominal		
5	0.65	5 – 30	> 26
50	2.0	30 – 470	> 26
100	2.9	470 – 1000	> 23
200	4.2		
400	6.1		
800	8.9		
862	9.2		
950	9.7		
1350	11.5		
1750	13.6		
2150	15.3		
3000	18.2		

**Product Code Table**

Product description	PG Article number
Coax4 CT 22 A PE	60013795
Coax4 CT 22 A PE 500DW	60013797
Coax4 CT 22 A PE 1000DW	60013799

**Coax3 CT 33 S**

CATV-Trunk-Kabel

**Areas of application**

BK cables are used in the line and distribution network of CATV and broadband communication networks between the head-end station and the house transfer point. They are suitable for direct burial and fixed installation in pipes and cable ducts. Shielding class A++

**Cable structure**

<b>Inner conductor</b>	Cu-wire, bare, diameter 3.3 mm
<b>Insulation</b>	physically foamed PE, diameter 13.3 mm
<b>Outer conductor</b>	welded copper pipe, diameter 14.1 mm
<b>Sheath</b>	PE, diameter 17.1 mm ± 0.5 mm black
<b>Imprint PE</b>	<b>DRAKA</b> COAX3 CT 33 S + metre marking + batch number

**Electrical properties**

<b>Shielding effectiveness</b>	30 MHz – 1000 MHz	> 120 dB
<b>Transfer impedance</b>	5 MHz – 30 MHz	< 0.8 mΩ/m

**Electrical data at 20°C**

Attenuation (dB/100m)		Return loss (dB)	
Frequency (MHz)		Frequency (MHz)	
	nominal		
5	0.4	5 – 30	> 26
50	1.3	30 – 470	> 26
100	1.9	470 – 1000	> 23
200	2.7		
400	4.0		
800	5.8		
862	6.0		
950	6.3		
1350	7.7		
1750	8.9		
2150	10.1		
3000	12.0		

**Product Code Table**

Product description	PG Article number
Coax3 CT 33 S PE	60009598
Coax3 CT 33 S PE 500DW	60016716
Coax3 CT 33 S (3.3/13.5) PE -01000DW	60016717

**Coax3 CT 33 A**

CATV-Trunk-Kabel

**Areas of application**

BK cables are used in the line and distribution network of CATV and broadband communication networks between the head-end station and the house transfer point. They are suitable for direct burial and fixed installation in pipes and cable ducts.

**Cable structure**

<b>Inner conductor</b>	Cu-wire, bare, diameter 3.3 mm
<b>Insulation</b>	physically foamed PE, diameter 13.5 mm
<b>Outer conductor</b>	Cu-PET-Cu foil, longitudinal, with overlying bare copper braiding, optical coverage 60 %, diameter 14.5 mm
<b>Sheath</b>	PE, diameter 17.1 mm ± 0.5 mm black
<b>Imprint</b>	<b>DRAKA</b> COAX3 CT 33 A (3.3/13.5) + batch number + metre marking

**Electrical properties**

<b>Shielding effectiveness</b>	30 MHz – 1000 MHz	> 100 dB
<b>Transfer impedance</b>	5 MHz – 30 MHz	≤ 1 mΩ/m

**Electrical data at 20°C**

Attenuation (dB/100m)		Return loss (dB)	
Frequency (MHz)		Frequency (MHz)	
	nominal		
5	0.4	5 – 30	> 26
50	1.0	30 – 470	> 26
100	1.8	470 – 1000	> 23
200	2.7		
400	4.0		
800	5.8		
862	6.0		
950	6.5		
1350	8.0		
1750	9.1		
2150	10.1		
3000	12.0		

**Product Code Table**


Product description	PG Article number
Coax3 CT 33 A PE	60013782
Coax3 CT 33 A PE 1000DW	60013784

# 5. HOME CABLE SOLUTIONS

Draka UC<sup>HOME</sup> brand data cables offer future-proof and investment-proof home cabling solution, to meet the ever-increasing demands of multimedia applications, the growing number of home office home office and the increased installation of smart home systems.

## HOME CABLE SOLUTIONS

UC <sup>HOME</sup> Cat.7 S526 S/FTP	90
UC <sup>HOME</sup> Cat.7A S522 S/FTP	91
UC <sup>HOME</sup> Coax10 Trishield A+ - UC900 HS23 4P - 4xSM BBXS LSHF	92
UC <sup>HOME</sup> Fibre idrop 250 Flex	93
UC <sup>HOME</sup> Fibre idrop 900 I-VH	94
UC <sup>HOME</sup> Fibre idrop 250 Drag&Blow	95





## U<sup>C</sup>HOME Cat.7 SS26 S/FTP 4P

S/FTP AWG26/1



### Areas of application / Applicable standards

**Related to system standards:**  
Installation cables for use in home wiring, primary, secondary and tertiary areas in structured building cabling according to EN 50173, ISO/IEC 11801, Power over Ethernet (PoE) / Type 1-4  
Meets at least the requirements of class EA with a conductor diameter in AWG26 at a max. transmission length of 60m instead of 90m in the permanent link.  
**Based on component standards for cables:**  
EN 50288-4-2, IEC 61156-6

### Electrical data at 20°C

	System cut-off frequency at 600MHz
Attenuation	7.9 dB
NEXT	75.0 dB
PS-NEXT	72.0 dB
ACR-F	44.0 dB
PS-ACR-F	41.0 dB
Return Loss	17.0 dB

Nominal Velocity of Propagation approx. 76 %

### Cable structure

Conductor	Cu-wire, bare, AWG 26
Insulation	Foam-Skin Polyethylen
Core colors	blue/white; orange/white; green/white; brown/white
Stranding	2 cores to pair
Pair shield	Aluminium-coated plastic composite foil
Stranding to the core	4 pairs (PiMF) to the core
Overall screen	Copper braiding, tinned
Outer sheath	LSHF white E <sub>ca</sub>
Outer diameter	C <sub>ca</sub> 6.1mm; D <sub>ca</sub> 5.8mm

### Flame retardancy

Euro class according to EN 50399	D <sub>ca</sub> s2 d2 a1
IEC	IEC60332-3-24; IEC60754-2; IEC 61034; IEC60332-1

### Shielding properties

Transfer impedance	at 1 MHz	5 mΩ/m
	at 10 MHz	5 mΩ/m Grade 1
	at 30 MHz	10 mΩ/m
Coupling attenuation	85 dB Type 1 Disconnection class according to EN 50174-2 „d“	

### Product Code Table

Product description	PG Article number	CPR- Class Construction Products Regulation
U <sup>C</sup> HOME Cat.7 SS26 S/FTP 4P LSHF-FR C <sub>ca</sub>	60081483	C <sub>ca</sub> s1a d1 a1
U <sup>C</sup> HOME Cat.7 SS26 S/FTP 4P LSHF-FR C <sub>ca</sub> 300BR	60089020	C <sub>ca</sub> s1a d1 a1
U <sup>C</sup> HOME Cat.7 SS26 S/FTP 4P LSHF	60026439	D <sub>ca</sub> s2 d2 a1
U <sup>C</sup> HOME Cat.7 SS26 S/FTP 4P LSHF 305BR	60026455	D <sub>ca</sub> s2 d2 a1
U <sup>C</sup> HOME Cat.7 SS26 S/FTP 4P LSHF 100RW	60032039	D <sub>ca</sub> s2 d2 a1
U <sup>C</sup> HOME Cat.7 SS26 S/FTP 4P LSHF 1000DW	60032038	D <sub>ca</sub> s2 d2 a1
U <sup>C</sup> HOME Cat.7 SS26 S/FTP 2x4P LSHF	60060698	D <sub>ca</sub> s2 d2 a1
U <sup>C</sup> HOME Cat.7 SS26 S/FTP 2x4P LSHF 100RW	60060750	D <sub>ca</sub> s2 d2 a1
U <sup>C</sup> HOME Cat.7 SS26 S/FTP 2x4P LSHF 250DW	60060699	D <sub>ca</sub> s2 d2 a1
U <sup>C</sup> HOME Cat.7 SS26 S/FTP 2x4P LSHF 500DW	60060697	D <sub>ca</sub> s2 d2 a1

## U<sup>C</sup>HOME Cat.7A SS22 S/FTP

S/FTP AWG22



### Areas of application / Applicable standards

**Related to system standards:**  
Primary (Campus), Sekundary (Riser), Tertiary(Horizontal), Home Cabling (Smart Home)  
IEEE 802.3: 10Base-T; 100Base-T; 1000Base-T; 10GBase-T; 25GBase-T up 30m gem. ISO/IEC TR 11801-9905  
Power over Ethernet (PoE) / Type 1-4  
**Based on component standards for cables:**  
50288-9-1, IEC 61156-5, IEC 61156-7

### Electrical data at 20°C

	System cut-off frequency at 1000MHz	Cable bandwidth at 1500MHz
Attenuation	54,0 dB	66,0 dB
NEXT	83,0 dB	80,0 dB
PS-NEXT	80,0 dB	77,0 dB
ACR	29,0 dB	14,0 dB
PS-ACR	26,0 dB	11,0 dB
ELFEXT	40,0 dB	28,0 dB
PS-ELFEX	37,0 dB	25,0 dB
Return Loss	19,0 dB	15,0 dB

Nominal Velocity of Propagation approx. 79 %

### Cable structure

Conductor	Cu-wire, bare, AWG 22
Insulation	Foam-Skin Polyethylen
Core colors	blue/white; orange/white; green/white; brown/white
Stranding	2 cores to pair
Pair shield	Aluminium-coated plastic composite foil
Stranding to the core	4 pairs (PiMF) to the core
Overall screen	Copper braiding, tinned
Outer sheath	LSHF-FR / FRNC-C, white
Outer diameter	7,6 mm

### Flame retardancy

Euro class according to EN 50399	D <sub>ca</sub> s1 d1 a1
IEC	IEC 60332-3-24; IEC 60332-1; IEC 60754-2; IEC 61034

### External quality monitoring

GHMT PVP, 3P

### Shielding properties

Transfer impedance	at 1 MHz	5 mΩ/m
	at 10 MHz	5 mΩ/m Grade 1
	at 30 MHz	10 mΩ/m
Coupling attenuation	85 dB Type 1 Disconnection class according to EN 50174-2 „d“	


### Product Code Table

Product description	PG Article number	CPR- Class Construction Products Regulation
U <sup>C</sup> HOME Cat.7A SS22 S/FTP LSHF-FR 200BR	60095153	D <sub>ca</sub> s1 d1 a1



## UC<sup>HOME</sup> Coax10 Trishield A+ - UC900 HS23 4P - 4xSM BBXS LSHF

S/FTP AWG23/1



**E<sub>ca</sub>**  
CPR

### Areas of application / Applicable standards

**Related to system standards:**  
For the simultaneous transmission of television and data signals. The included subscriber cables are used in private and commercial distribution networks for television signals and as antenna cables for terrestrial and satellite reception for fixed installation. Included CAT.7 for primary, secondary and tertiary use in structured building cabling according to EN 50173, ISO/IEC 11801 Suitable for HDBase-T

**Based on component standards for cables:**  
For the Coax10 Trishield A+ the following applies:  
Shielding class A+ according to EN 50117-2-1, EN 50117-2-2, EN 50117-2-4 and EN 50117-2-5, as well as EN 50083-2/A1, EN 50117-1. For the CAT.7 cable UC900 HS23 4P the following applies:  
EN 50173-1; EN 50288-4-1; ISO/IEC 11801; IEC 61156-5  
The following applies to the fibre optic element: Single mode fibres according to ITU G.657A2 and ITU G.657B2

### Cable structure

Position of the elements	1xCoax10 A+ + 1xUC900 HS23 4P parallel side by side + 1xLWL element (4xSM BBXS)
Outer sheath	FRNC, white
Abmessungen	15.5 mm x 8.7 mm
Imprint	UC <sup>HOME</sup> Coax10 A+ + UC900 HS23 4P + 4xSM BBXS LSHF + batch number + metre marking

### Mechanical data bei 20°C

Bending radii over the flat side	without tensile load	≥ 90 mm
	with tensile load	≥ 140 mm
Operating temperature range	dormant	-20°C bis + 60°C
	moves	0°C bis + 50°C

### Flame retardancy

Euro class according to EN 50399	E <sub>ca</sub>
IEC	IEC 60332-1

### Product Code Table

Product description	PG Article number
UC <sup>HOME</sup> Coax10 A+/UC900 HS23+4xBBXS	60078132
UC <sup>HOME</sup> Coax10 A+/UC900 HS23+4xBBXS 500DW	60078133

## UC<sup>HOME</sup> FIBRE IDROP 250 Flex

IDROP 250 (D<sub>ca</sub>)  
FTTH Cable, 4 and 8 fibres

**B2<sub>ca</sub>**  
CPR

**C<sub>ca</sub>**  
CPR

**D<sub>ca</sub>**  
CPR

**E<sub>ca</sub>**  
CPR

### Cable structure

IDROP 250 Flex (D <sub>ca</sub> )	
Micromodule	4 or 8 fibres G.657.A2 protected with an easy-strippable tight buffer (dry construction)
Peripheral Strength Member	Aramid yarn
Cable Sheath	2.8 mm, Natural LSZH-FR sheath

### Standards

IEC EN 60794-2-20  
EN 50399: Class B2<sub>ca</sub> s1a-d1-a1, Class C<sub>ca</sub>, Class D<sub>ca</sub>, Class E<sub>ca</sub>  
LSHF-FR (FRNC): IEC 60331-1-2


### Properties

IEC 60794-1-21/22

Properties	Test method	
Number of fibres	-	4, 8
Nominal outer diameter	-	2.8 mm
Nominal weight	-	4fo - 7.5kg/km ; 8fo - 8kg/km
Tensile strength	E1B	500 N
Compressive strength (crush)	E3	500 N / 100mm
Cable bend	E11A	R = 10 x cable Ø, 6 turns, 10 cycles
Temperature range	F1	-10°C to +60°C (≤ 0.10 dB/Km)

### Produkt Code Table

Cable	CPR	Product Description	Fibre Count	BendBright <sup>XS</sup> G.657.A2
IDROP 250 Flex	B2 <sub>ca</sub> - s1a, d1, a1	UC <sup>HOME</sup> FIBRE IDROP 250 Flex	4	60066043
IDROP 250 Flex	B2 <sub>ca</sub> - s1a, d1, a1	UC <sup>HOME</sup> FIBRE IDROP 250 Flex	8	60066124

**UC<sup>HOME</sup> FIBRE IDROP 900**IDROP 900 (D<sub>ca</sub>)  
FTTH Cable, 2 and 4 fibres

Cable structure	
	IDROP 900 (D <sub>ca</sub> )
Fibre	2 - 4 semi-tightly LS9 buffered fibres 900 µm ± 50 µm.
Peripheral Strength member	Ultra-high modulus aramid yarns
Sheath	1 mm white LSHF-FR fire retardant FireRes®, UV stabilised, EN 50290-2-27

**Standards**

EN 187 000; IEC 60794-2; IEC 60794-2-20; ISO 11801-1; EN 50 173-1

LSHF-FR (FRNC): IEC 60332-1-2; IEC 60332-3-24; IEC 60754-1; IEC 60754-2; IEC 61034  
EN 50399: Class D<sub>ca</sub>-s2-d2-a1; Class E<sub>ca</sub>**Properties** IEC 60794-1-21/22

Properties	Test method	
Permanent tensile strength (operation)	E1	280 N
Maximum installation load (installation)	-	500N
Impact	E4	20 J
Crush (compressive strength)	E3	1000 N/ 100 mm
Torsion	E7	5 cycles ± 1 turn
Temperature range	F1	Installation -10 °C to 50 °C Operation -10 °C to 50 °C Storage -10 °C to 50 °C

**Product Code Table**

Cable	CPR	Product Description	Fibre count	BendBright <sup>XS</sup> G.657.A2
IDROP 900	D <sub>ca</sub> -s1-d1-a1	UC <sup>HOME</sup> FIBRE IDROP 900 I-VH	2	60066208
IDROP 900	D <sub>ca</sub> -s1-d1-a1	UC <sup>HOME</sup> FIBRE IDROP 900 I-VH	4	60066209

**UC<sup>HOME</sup> FIBRE IDROP 250 Drag&Blow**FTTH Indoor Drop cable with 4 and 12 BendBright<sup>XS</sup> fibres

Cable structure	
	IDROP 250 Flex (D <sub>ca</sub> )
Micromodule	4 or 12 fibres G.657.A2 protected with an easy-strippable dry tight buffer (dry construction)
Peripheral Strength Member	Aramid yarns
Ripcord	1
Cable Sheath	White LSZH-FR sheath

**Standards**

IEC EN 60794-2-20

EN 50399: Class B2<sub>ca</sub> s1a-d1-a1, Class C<sub>ca</sub>, Class D<sub>ca</sub>, Class E<sub>ca</sub>  
LSHF-FR (FRNC): IEC 60331-1-2**Properties** IEC 60794-1-21/22

Properties	Test method		
Number of fibres	-	4	12
Nominal outer diameter	-	2.3mm ± 0.15mm	2.8mm ± 0.2mm
Nominal weight	-	7	10
Permanent tensile strength	E1B	100 N (ΔI/I fibre ≤ 0.2%, Δα ≤ 0.5 dB)	
Maximum installation load	E1B	400 N (ΔI/I fibre ≤ 0.6%, Δα reversible)	
Compressive strength (crush)	E3	500 N/100mm, 1 min (≤ 0.15dB after test) 300 N / 100 mm, 5 min (≤ 0.15dB during test, cable integrity)	
Impact	E4	2.25 Nm, 3 impacts, R=300mm	
Repeated Bending	E6	R = 35 mm, mass 1 kg, 500 cycles	
Cable bend	E11	R = 10 x cable Ø	
Temperature range	F1	-10°C to +60°C (± 0.10 dB/Km, reversible)	

**Produkt Code Table**

Cable	CPR	Product Description	Fibre Count	BendBright <sup>XS</sup> G.657.A2
IDROP 250 Flex	B2 <sub>ca</sub> - s1a, d1, a1	UC <sup>HOME</sup> FIBRE IDROP 250 Flex	4	60066043
IDROP 250 Flex	B2 <sub>ca</sub> - s1a, d1, a1	UC <sup>HOME</sup> FIBRE IDROP 250 Flex	8	60066124

## FUTURE-ORIENTED CABLING SOLUTIONS

We keep communication flowing by helping you realise your network solutions with cutting-edge technology. To get in touch with us and find out how we can help you build your networks, visit [www.draka-cable.com](http://www.draka-cable.com) or contact us.

**Dennis Fischer**

Sales Director  
Central & Eastern Europe

[dennis.fischer@prysmiangroup.com](mailto:dennis.fischer@prysmiangroup.com)

**Franck Chapelet**

Sales Director  
South Europe

[franck.chapelet@prysmiangroup.com](mailto:franck.chapelet@prysmiangroup.com)

**Tuomas Kortelahti**

Sales Director  
North Europe

[tuomas.kortelahti@prysmiangroup.com](mailto:tuomas.kortelahti@prysmiangroup.com)

**Martin Ashton**

Sales Director  
United Kingdom & Ireland

[martin.ashton@prysmiangroup.com](mailto:martin.ashton@prysmiangroup.com)