

## Insight Managed WiFi 6 AX6000 Wireless Access Point



WAX630

### Ultimate Performance WiFi 6 Access Point for the Small and Medium Size Businesses

The WAX630 is industry's highest performance WiFi 6 access point for the small and medium size businesses.

The access point is a tri-band 4x4 design delivering up to 6Gbps total WiFi through-put, supported by a 2.5Gbps Power-over-Ethernet port, an industry leader of performance and cost effectiveness in its product class.

The WAX630 supports the next generation WiFi 6 smart phones, IoT devices, and notebook computers, delivering up to 40% more throughput to each individual device in the 5GHz band and 100% more throughput in the 2.4GHz band, compared to the previous generation equivalent model; provides 4x the client device connection, allowing businesses to serve more customers with better speed and less congestion.

The WAX630 is ideal in high density client device environments such as schools, hotels, restaurants and conference centers, and provides enterprise grade WiFi network security. With Insight management, WAX630 works seamlessly with your current NETGEAR Insight managed switches, WiFi access points and network

storage, and is compatible with previous generation WiFi devices (WiFi 5 802.11ac for example) and WiFi access points. Enjoy a 1-Year Insight subscription included with WAX630.

In the past several years, the WiFi industry has made progress in increasing speeds by leaps and bounds. However, capacity continues to be a challenge, namely, supporting a large number of concurrent users. This requirement is particularly acute for businesses, where very high throughput to each individual device may not be the paramount requirement. Rather, it is providing network connectivity to a large number of client devices, with good throughput, stable connection, and robust responses to environmental changes that is most important.

The WAX630 adopts an industry leading tri-band design, one 2.4GHz band, and two 5GHz bands. A tri-band design is ideal for SMB customers who require a wireless backhaul connection instead of a wired Ethernet connection. Insight makes the recognition and connection of neighboring Insight managed access points instantaneous and easy. Alternatively, the dual

band design in the 5GHz band offers customers superior connectivity and reliability when all three bands are used as front-haul connection to the client devices.

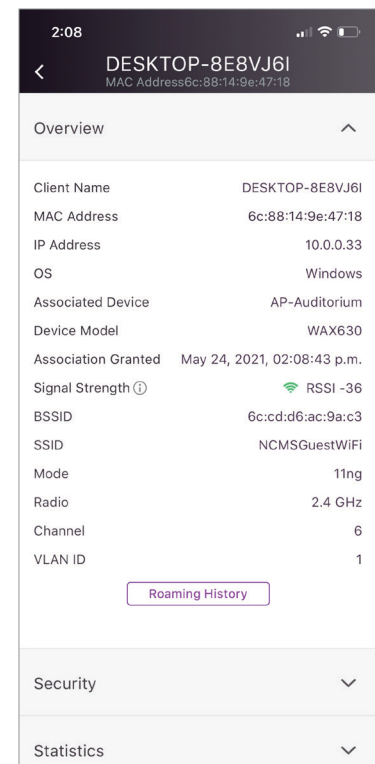
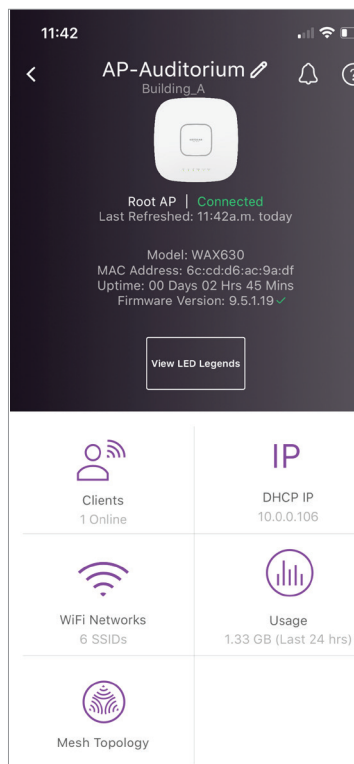
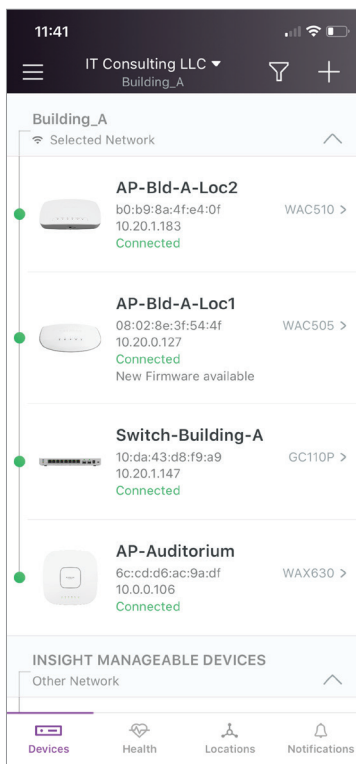
With the updated WiFi 6 (802.11ax) technology such as OFDMA, upstream and downstream MU-MIMO, and increased speeds, coverage, and capacity, you can feel confident that you're getting the highest performance WiFi that's set for years to come! Plus the assurance that you can now add more connected devices on your business WiFi network without any slowdowns or blind spots.

The WAX630, a WiFi 6 business access point, combined with Insight, helps small and medium businesses with an easy way to manage their network without an IT expert, providing great WiFi connection leaving each of their customers satisfied as a network user. NETGEAR empowers businesses with an all new WiFi 6 business access point for high performance and high coverage for the years to come.

The WAX630 is compatible with other Pro WiFi Insight managed access points to form a scalable wireless network.

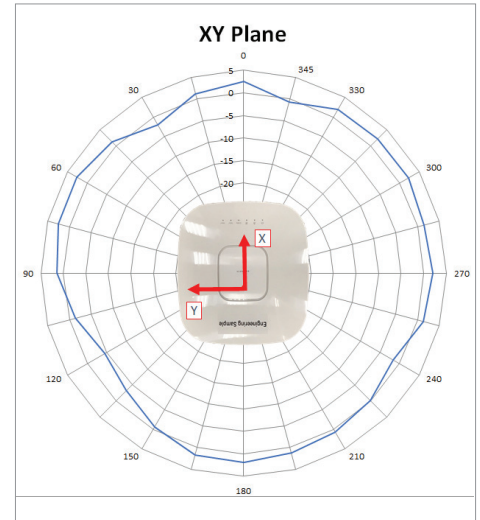
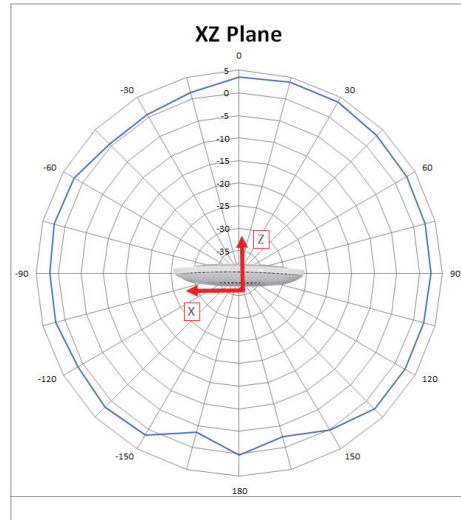
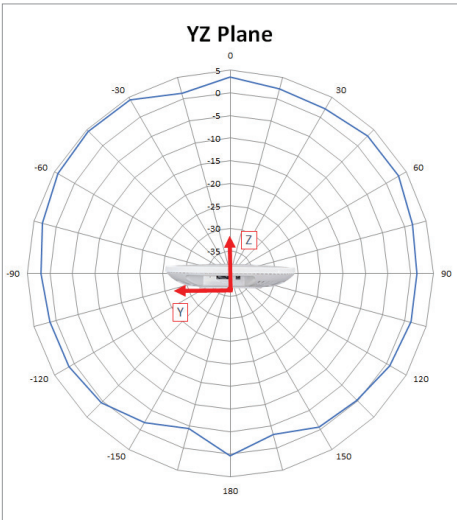
## Business Features for higher speed, greater coverage and higher density WiFi

- Business class WiFi based on next generation 802.11ax WiFi 6 technology on both 5.0GHz and 2.4GHz bands. (Backward compatible to 802.11b/g/n/a/ac)
- Tri-band 4x4 (2.4GHz, 5.0GHz Low, 5.0GHz High) 12 streams of data for an aggregate throughput of up to 6.0Gbps
- Instant WiFi Mesh forming wireless backhaul with other Pro WiFi Insight managed access points to form a WiFi mesh network
- 40% more throughput in 4-stream 5.0GHz band and 100% more throughput in 4-stream 2.4GHz band compared to previous generation
- 4 times more client device supported
- Enterprise security and Enhanced Open security, such as WPA3, WPA2 Enterprise, WPA3 Enterprise, 8x SSID and VLAN
- Basic Service Set Coloring (BSS Coloring) enabling significant improvement in radio frequency channel efficiency and reduction of interference
- Orthogonal Frequency Division Multiple Access (OFDMA) allowing simultaneous services to multiple devices in the same channel thus improving bandwidth efficiency and reducing latency
- 2.5GbE port, backward compatible with 100/1000Mbps Ethernet, supported by NETGEAR [MS510TXUP](#) and other multi-gig Ethernet switches
- One additional 1GbE port for network redundancy or link aggregation to enhance reliability or throughput
- Target Wake Time (TWT) allows more efficient power usage resulting in longer battery life in WiFi 6 client devices
- Beamforming+; Advanced 6th generation WiFi technology such as up and downstream MU-MIMO
- One 802.3bt 2.5Gbps PoE port. Remote management and monitoring from NETGEAR Insight app or Cloud portal for unrivaled management experience of your wireless network.
- App managed. Faster installation through NETGEAR Insight app or Cloud portal. No additional hardware needed.
- Market leading 5-year warranty with 24/7 chat support for peace of mind

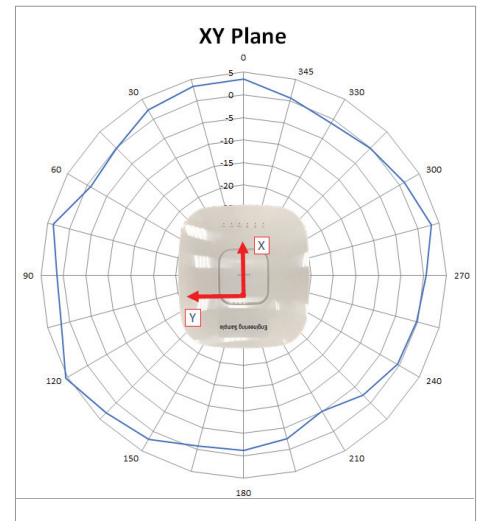
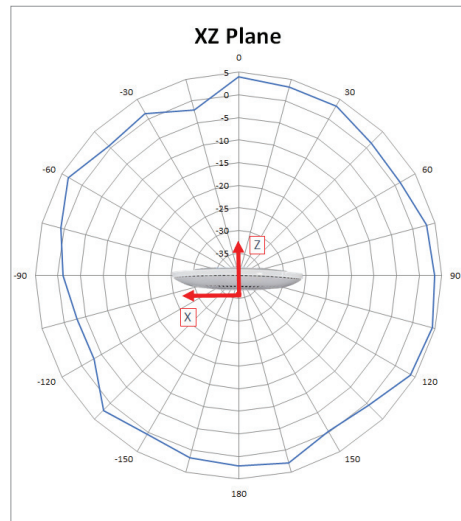
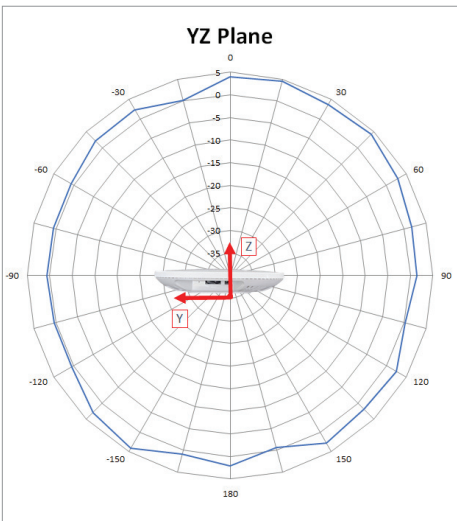


## Radio Patterns for WAX630

### Radio Pattern for 2.4GHz

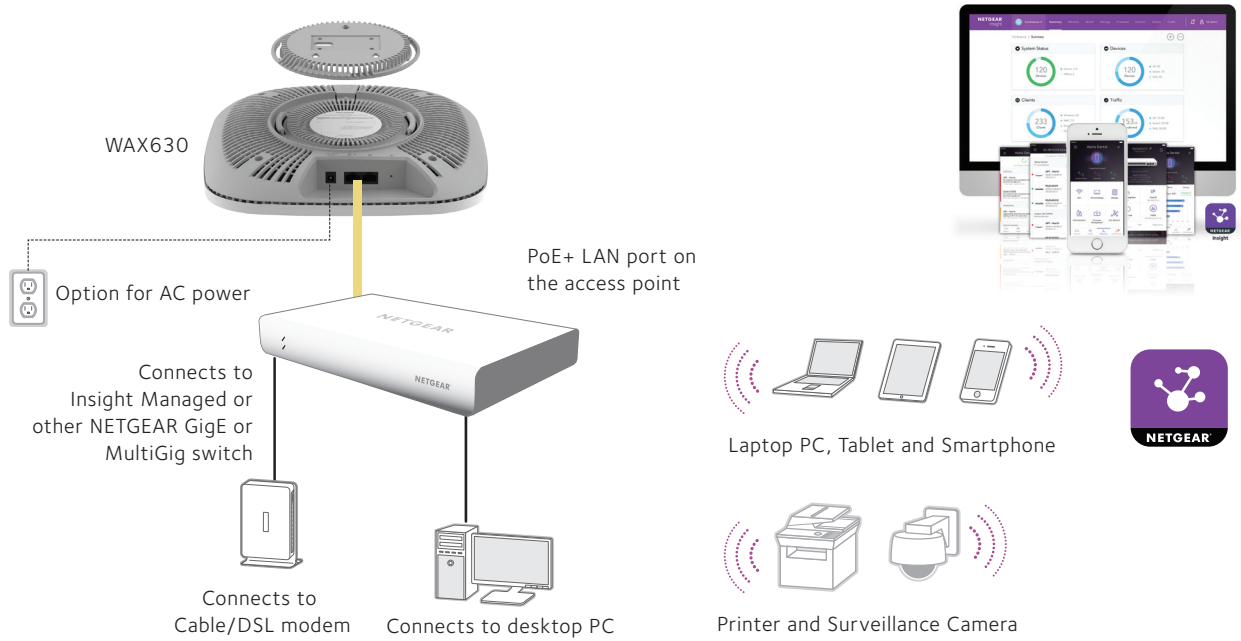


### Radio Pattern for 5GHz



### Example Application

#### WAX630 Deployment Scenario



## Product Comparison

Product Comparison	WAC510	WAX610	WAX620	WAX630
WiFi Standards	5.0GHz: 802.11a/n/ac 2.4GHz: 802.11b/g/n	5.0GHz: 802.11a/n/ac/ax 2.4GHz: 802.11b/g/n/ax	5.0GHz: 802.11a/n/ac/ax 2.4GHz: 802.11b/g/n/ax	5.0GHz: 802.11a/n/ac/ax 2.4GHz: 802.11b/g/n/ax
Wireless Mode (Transmit x Receive)	2x2 in 5.0GHz 2x2 in 2.4GHz	2x2 in 5.0GHz 2x2 in 2.4GHz	4x4 in 5.0GHz 4x4 in 2.4GHz	4x4 in 5.0GHz H 4x4 in 5.0GHz L 4x4 in 2.4GHz
OFDM/OFDMA	OFDM	OFDM and OFDMA	OFDM and OFDMA	OFDM and OFDMA
BSS Coloring	No	Yes	Yes	Yes
Multi-User MIMO	MU-MIMO	Bidir and MU-MIMO	Bidir and MU-MIMO	Bidir and MU-MIMO
Target Wake Time (TWT)	No	Yes	Yes	Yes
Maximum Theoretical Throughput	AC1300 1.3Gbps	AX1800 1.8Gbps	AX3600 3.6Gbps	AX6000 6Gbps
Maximum Theoretical Throughput per Band	5.0GHz: 866Mbps 2.4GHz: 400Mbps	5.0GHz: 1200Mbps 2.4GHz: 600Mbps	5.0GHz: 2400Mbps 2.4GHz: 1200Mbps	5.0GHz H: 2400Mbps 5.0GHz L: 2400Mbps 2.4GHz: 1200Mbps
Antenna Gain	Internal 3/4dBi (2.4GHz/5GHz)	Internal 3.8/4.5dBi (2.4GHz/5GHz)	Internal 3.1/4.3 dBi (2.4GHz/5GHz)	Internal 2.86/4.41/4.98 dBi (2.4GHz/5GHz L/5GHz H)
Power over Ethernet (PoE)	802.3at/af	802.3at/af	802.3at/af	802.3bt/at
PoE Power Consumption	9.3W	15.3W	25.5W	30.1W
Centralized Management	Insight App	Insight App	Insight App	Insight App
Secure Socket Layer (SSL)	Yes	Yes	Yes	Yes
Router Mode	Yes	No	No	No
<b>Wireless Distribution System (WDS)</b>				
Repeater	Yes	Yes	Yes	Yes
Bridge Point-to-point/Multi-point	Yes	Yes	Yes	Yes
Simultaneous Bridge and Wireless Client Association	Yes	Yes	Yes	Yes
<b>Security</b>				
WiFi Protected Access (WPA/WPA2/WPA3), 802.11i	Yes	Yes	Yes	Yes
MAC address filtering with access control	Yes	Yes	Yes	Yes
802.1x RADIUS support with EAP-TLS, TTLS, PEAP	Yes	Yes	Yes	Yes
Neighbor AP detection	Yes	Yes	Yes	Yes
Block SSID Broadcast	Yes	Yes	Yes	Yes
VLAN Support	Yes	Yes	Yes	Yes
Guest Network/Captive Portal	Yes	Yes	Yes	Yes
Bandwidth management	Yes	Yes	Yes	Yes
Link Layer Discovery Protocol	Yes	Yes	Yes	Yes
Bandsteering	Yes	Yes	Yes	Yes
<b>Instant WiFi Mesh</b>				
Wireless backhaul to form Mesh Network	No	Yes	Yes	Yes

## Technical Specifications

Standards	WAX610	WAX620	WAX630
IEEE 802.11ax WiFi 6 standard	Yes	Yes	Yes
WMM Wireless Multimedia Prioritization	Yes	Yes	Yes
WDS Wireless Distribution System	Yes	Yes	Yes
Power over Ethernet (PoE) IEEE 802.3af	Yes, approximately 60% of full throughput performance		No
Power over Ethernet (PoE) IEEE 802.3at	Yes	Yes	Yes, max throughput will reduce by 50% on 2.4GHz and 5GH Low
Power over Ethernet (PoE) IEEE 802.3bt	Yes	Yes	Yes
OFDM/OFDMA	Yes	Yes	Yes

### Physical Specifications

Dimensions W x D x H	160.9 x 160.9 x 33.25 mm (6.33 x 6.33 x 1.30 in)	205.7 x 205.7 x 34.3 mm (8.09 x 8.09 x 1.35 in)	266.6 x 268.3 x 55.5 mm (10.49 x 10.56 x 2.18 in)
Weight	412 g (0.90 lb)	783 g (1.72 lb)	956 g (2.10 lb)

### Environmental Specifications

Operating temperature	0° to 40°C (32° to 104°F)	0° to 40°C (32° to 104°F)	0° to 40°C (32° to 104°F)
-----------------------	---------------------------	---------------------------	---------------------------

### Physical Interfaces

Interface	One 100/1000/2.5GBASE-T Gigabit Ethernet (RJ-45) ports with Auto Uplink™ (Auto MDI-X) supporting IEEE 802.3af, 802.3bt or 802.3at Power over Ethernet (PoE)		
Power adapter (not included)	12V DC, 2.5A; plug is localized to country of sale		12V/3.5A
LED	One (1): Power and cloud connection; Two (2): LAN ports; 2.4GHz status; Three (3): Radio (2.4GHz, 5GH H, 5GH L)		

### Security

WiFi Protected Access® (WPA, WPA2, WPA3)	Yes
WPA2 and WPA3 Enterprise	Yes
Wireless access control to identify authorized wireless network devices	Yes
MAC address authentication	Yes

### Network Management

NETGEAR Insight App	App management for setup, monitoring and management
---------------------	---

### Advanced Wireless

Wireless Distribution System (WDS)	<ul style="list-style-type: none"> <li>Bridge mode: Point-to-point wireless</li> <li>Bridge mode: Point-to-multipoint wireless</li> <li>Repeater mode</li> <li>Adjustable Transmit Power Control (TPC)</li> <li>Device detection</li> <li>Identify type of wireless clients in the network</li> </ul>
------------------------------------	---

## Technical Specifications

<b>Package Contents</b>	<b>WAX630</b>
	WAX630 Insight managed wireless access point Wall/ceiling mount kit Installation guide
<b>Warranty and Support</b>	
Hardware Limited Warranty	5 years
Next-Business-Day (NBD) Replacement	5 years
Technical support (online, phone)	90 days free from date of purchase*
	PMB0312-10000S, 1 year
ProSUPPORT OnCall 24x7 Service Packs**	PMB0332-10000S, 3 years PMB0352-10000S, 5 years
<b>Ordering Information</b>	
WAX630-100EUS	Europe and Asia Pacific
WAX630-100NAS	US
WAX630PA-100NAS	US (Power adapter included)

\*This product comes with a limited warranty that is valid only if purchased from a NETGEAR authorized reseller, and covers unmodified hardware, fans and internal power supplies – not software or external power supplies, and requires product registration using the Insight mobile app or Insight Cloud portal within 90 days of purchase; see <https://www.netgear.com/about/warranty> for details. Intended for indoor use only.

\*\*The NETGEAR OnCall 24x7 contract provides unlimited phone, chat and email technical support for your networking product.

NETGEAR and the NETGEAR logo are trademarks and/or registered trademarks of NETGEAR, Inc. and/or its subsidiaries in the United States and/or other countries. Other brand names mentioned herein are for identification purposes only and may be trademarks of their respective holder(s). Information is subject to change without notice.  
© 2023 NETGEAR, Inc. All rights reserved.