

KEENE HEAVY DUTY™

2016 New Replacement Aftermarket Heavy Duty Truck Parts Catalog



Keene Export Brake and Electric Co.
5000 S. Central Ave. Chicago, IL. 60638
(708) 594-9878 Fax: (708) 594-7869 Toll Free: 866-71-KEENE

keeneexport.com

sales@keeneexport.com

keeneheavyduty.com

CATALOG CONTENTS

New Replacement Aftermarket Product

<u>AIR SYSTEM COMPONENTS</u>	<u>Page</u>
AIR BRAKE DIAPHRAMS.....	9
AIR DRYER CARTRIDGES.....	7
AIR DRYER SERVICE KITS.....	7
AIR DRYERS.....	6
AIR SHIFT SOLENOID.....	12
AIR SYSTEM VALVES.....	5
AIR SYSTEM COMPONENTS.....	6
AUTOMATIC SLACK ADJUSTERS.....	8
BOBTAIL PROPORTIONING VALVE.....	2
BRAKE HARDWARE KITS.....	17
COILED AIR HOSES.....	17
CONTROL VALVES.....	3
DRAIN VALVE.....	8
FOOT VALVES.....	4
FULL FUNCTION VALVES.....	3
GLADHANDS.....	11
LEVELING VALVES.....	6
MANUAL SLACK ADJUSTERS.....	8
QUICK RELEASE VALVES.....	4
RELAY EMERGENCY VALVES.....	1
RELAY VALVES.....	1
SERVICE BRAKE CHAMBERS.....	9
SPRING BRAKE CHAMBERS.....	9
SPRING BRAKE VALVES.....	2
TRACTOR PROTECTION VALVES.....	5
YOKE & CLEVIS ASSEMBLIES.....	9

<u>ELECTRICAL</u>	<u>Page</u>
AIR SHIFT SOLENOID.....	14
ALTERNATORS.....	26
BACK-UP ALARM.....	12
DASH FAN.....	12
ELECTRIC BRAKES.....	10
ELECTRIC FUEL PUMPS.....	23
JUNCTION BOX.....	11
LED LAMPS.....	13
PULLEYS.....	30
SERIES PARALLEL SWITCH.....	35
SOCKETS & PLUGS.....	11
STARTER SOLENOIDS.....	34
STARTERS.....	31
TRACTOR UTILITY LAMP.....	13

<u>HEAVY DUTY TRUCK PARTS</u>	<u>Page</u>
AIR DISC BRAKE PADS.....	15
CENTER BEARINGS.....	16
CLAMPNG STUDS.....	12
COILED ABS CORDS.....	17
DRUM KITS.....	10
DUMP PUMPS.....	13
EMERGENCY BRAKE SHOES.....	15
FAN CLUTCH.....	11
FAN CLUTCH REPAIR KITS.....	10
FUEL PUMPS.....	20
FUEL SOLENOID.....	20
GLADHANDS.....	11
HUB CAP.....	16
HYDRAULIC DISC BRAKE PADS.....	15
MIRRORS.....	24
OIL PUMPS.....	20
O-RING SERVICE KIT.....	17
SUPPORT SPRINGS.....	12
TRANSMISSION VALVES.....	13
U-JOINTS.....	14
WATER PUMPS.....	18
WHEEL BEARINGS.....	16
WHEEL SEALS.....	16

<u>New Part Number Additions</u>	<u>Page</u>
K065643 Control Valve	3
K065706 Tractor Protection Valve	5
K12-1013SA Self Adjusting Electric Brake Assembly	10
K12-1014SA Self Adjusting Electric Brake Assembly	10
K12-1017SA Self Adjusting Electric Brake Assembly	10
K12-1018SA Self Adjusting Electric Brake Assembly	10
K12-1219SA Self Adjusting Electric Brake Assembly	10
K12-1220SA Self Adjusting Electric Brake Assembly	10
K170-70-18XR Strap Kit for KUJ170S U-joint	14
K19100 Clevis Pin 1/2"	9
K2206D1226 Pressure Protection Valve	7
K2424C Brake Chamber Complete	9
K2430C Brake Chamber Complete	9
K250-70-18XR Strap Kit for KUJ250S U-joint	14
K284171 Control Valve with Knob	3
K284833 Low Pressure Switch	5
K286171N Late Style with 6 Mounting Holes	4
K3030C Brake Chamber Complete	9
K3030LC Brake Chamber Complete	9
K3434024 6 Hole Hub Cap 4 1/2" with Plug	16
K3636C Brake Chamber Complete	9
K4743 Single Piece Axle Nut	16
K500 Spring Brake Valve	2
K5004049 Governor and Check Valve Kit	7
K700 Spring Brake Valve	2
K800 Spring Brake Valve	2
K800034 Control Valve	3
K800036 Control Valve	3
K800142 Control Valve	3
K800154 Pressure Relief Valve 250 psi 1/2"	6
K800361 Non Adjustable Governor	5
K90-70-28XR Strap Kit for KUJ90S U-joint	14
KA840 Air Over Hydraulic Power Cluster	16
KAPL315 15' 3 in 1 Power / Air Line Assembly	17
KBV12 Ball Valve 3/4"	8
KBV16 Ball Valve 1"	8
KBV4 Ball Valve 1/4"	8
KBV6 Ball Valve 3/8"	8
KBV8 Ball Valve 1/2"	8
KDC224S New Style T224 sealed type	7
KE31560P Late Style Purge Valve Soft Seat	7
KFP0266 B Series Diaphragm Fuel Pump	20
KFP8000 B & C Series Fuel Transfer Pump	20
KGG4 Aluminum Gladhand Grip	12
KWL24D LED Work Lamp	13
KWL48D LED Work Lamp / 48 diode with bracket	13
KWL8D LED Work Lamp	13
KWP4017 New Water Pump	18
KWP4268 New Water Pump	23
KWP5394 New Water Pump	19
KWP5406 New Water Pump	18
KWP5708 New Water Pump	19
KWP73035 New Water Pump	22
KWP9941 New Water Pump	23
RKN20031 Dash Valve	3
RKN20619 Control Module	3
RKN28600 Full Function Valve 3/4" Res.	3
RKN28601 Full Function Valve 1/2" Res.	3
RKN31070 Regulator Valve	6

WHEEL ATTACHING PARTS LOCATED IN BACK SECTION OF CATALOG

There are no cores due on new product. Product is boxed and labeled unless not purchased in package quantity.

Any interchange information is intended to be used only as a guide. No responsibility can be assumed for incorrect reference.

Reference to trademarks, trade names, and or part numbers of others are to be used for cross reference purposes only.

It is not implied or intended that Keene Export Brake & Electric Co.™ Aftermarket Replacement Parts are manufactured by the original equipment manufacturer. This 2016 Edition of The Keene Heavy Duty™ Aftermarket Replacement Parts Catalog supercedes all previous catalogs and flyers.

All images and copyrights in these images in this catalog are owned by Keene Export Brake & Electric Co.™ and may not be reproduced without the express written consent of Keene Export Brake & Electric Co.™.



Keene Export Brake & Electric Co. 5000 S. Central Ave. Chicago, IL. 60638

Phone: 708-594-9878 Fax: 708-594-7869 Toll free: 1-866-71-KEENE / 1-866-715-3363

keeneexport.com

sales@keeneexport.com

keeneheavyduty.com

Air Brake Components and Related Heavy Duty Truck Parts Section

NEW REPLACEMENT RELAY VALVES

REPLACEMENT R-6™ STYLE VALVE

PART #	DELIVERY	SUPPLY
K279180	3/8" P.T. (4)	3/8" P.T.
K279952	3/8" P.T. (4)	3/8" & 3/4" P.T.



K286370



K102626

REPLACEMENT R-7™ STYLE VALVE

PART #	DELIVERY	SUPPLY
K103081	3/8" P.T. (2)	3/8" P.T.

REPLACEMENT R-8™ AND R-8P™ STYLE VALVES

PART #	DELIVERY	SUPPLY	SERVICE
K286370	1/2" P.T. (2)	3/4" P.T. (2)	1/4" P.T.
K287114	1/2" P.T. (2)	3/4" P.T. (2)	3/8" P.T.



K103009



K287114

REPLACEMENT R-12™ STYLE VALVE

PART #	STYLE	DELIVERY	CRACK PRESSURE
K065104	Vertical	3/8" P.T. (4)	4 P.S.I.
K065125	Horizontal	1/2" P.T. (2)	5.5 P.S.I.
K065303	Vertical / Horiz.	3/8" P.T. (4)	4 P.S.I.
K102626	Vertical	1/2" P.T. (4)	4 P.S.I.
K103009	Horizontal	1/2" P.T. (2)	4 P.S.I.



K103010



K065303

REPLACEMENT R-12P™ STYLE VALVE

PART #	DELIVERY	SUPPLY	CONTROL
K065476	3/8" P.T. (4)	1/2" P.T. (2)	1/4" P.T.

REPLACEMENT R-14™ STYLE VALVE

PART #	STYLE	DELIVERY	CRACK PRESSURE
K103010	Horizontal	1/2" P.T. (2)	4 P.S.I.
K103028	Vertical	1/2" P.T. (4)	4 P.S.I.



RKN28060



K110197

REPLACEMENT 2 PORT RELAY VALVE

PART #	SUPPLY	DELIVERY	CONTROL	CRACK PR.
K110197	1/2" P.T.	3/8" P.T.	3/8" P.T.	4.0 PSI
K110370	1/2" P.T.	3/8" P.T. (2)	3/8" P.T.	4.5 PSI
RKN28060	1/2" P.T. (2)	3/8" P.T. (2)	3/8" P.T. (1)	4.6 PSI
RKN28061	1/2" P.T. (2)	1/2" P.T. (2)	3/8" P.T. (1)	4.6 PSI
RKN28071*	1/2" P.T. (2)	1/2" P.T. (2)	1/4" & 1/8" (2)	4.6 PSI
RKN28080	1/2" P.T. (2)	3/8" P.T. (4)	3/8" P.T. (1)	7 PSI
RKN28131	1/2" P.T. (2)	1/2" P.T. (2)	1/4" P.T. (1)	4.6 PSI
RKN28500	3/8" P.T.	3/8" P.T.	1/4" P.T.	5-6 PSI
RKN28510	3/8"-1/2"	3/8" P.T.	1/4" P.T.	5-6 PSI
RKN28520	1/2" P.T.	1/2" P.T.	1/4" P.T.	5-6 PSI



RKN28510



RKN28080

* with anti-compounding

REPLACEMENT 4 PORT RELAY VALVE

PART #	SUPPLY	DELIVERY	CRACK PR.
K110380	3/4" P.T.	3/8" P.T.	1.5 PSI
K110415	3/4" P.T.	3/8" P.T.	4.0 PSI



K110139



K110380

REPLACEMENT 4 PORT SERVICE RELAY VALVE

PART #	AUX. SUPPLY	DELIVERY	CRACK PR.
K110139	3/8" P.T.	3/8" P.T. (2)	4.5 PSI

NEW REPLACEMENT RELAY EMERGENCY VALVES

REPLACEMENT RELAY EMERGENCY VALVE 4 PORT CHARGING

PART #	DELIVERY	SERVICE	EMERGENCY
K281860	1/4" P.T. (4)	1/4" P.T.	1/4" P.T.
K281865	3/8" (2) 1/4" (2)	1/4" P.T.	1/4" P.T.
RKN30300	1/4" P.T. (4)	1/4" P.T.	1/4" P.T.
RKN30400	3/8" P.T. (4)	1/4" P.T.	1/4" P.T.



RKN30400



K281865

Parts listed in this catalog are not necessarily manufactured by the original equipment manufacturer and any reference to the trademarks or part numbers of others are for cross reference, informational purposes only. The trademarks of others referred to herein are owned by their respective companies and are not affiliated in any way with Keene Export Brake & Electric Co.™ No representation is made with respect to the source of manufacture on any particular part. © 2016 Keene Export Brake and Electric Co.™ This catalog is published by and items in it are supplied by Keene Export Brake & Electric Co.™ All rights reserved.

NEW REPLACEMENT RELAY EMERGENCY VALVES

REPLACEMENT RELAY EMERGENCY VALVE NON-CHARGING

PART #	SUPPLY	DELIVERY	CRACK PR.
K110338	3/8" P.T.	3/8" P.T. (4)	4.5 PSI



K110338

REPLACEMENT RELAY EMERGENCY VALVE 4 PORT CHARGING

PART #	DELIVERY	CONTROL	EMG. SUPPLY
K110200	3/8" P.T. (4)	1/4" P.T. (2)	1/4" P.T.
K110205	3/8" P.T. (4)	3/8" P.T. (2)	3/8" P.T.
K110470	3/8" P.T. (4)	3/8" P.T. (2)	3/8" P.T.



K110200



K1000-5A



K110470

REPLACEMENT RELAY EMERGENCY VALVE

PART #	DELIVERY	CONTROL	SUPPLY
KA1000S	1/4" P.T. (4)	1/4" P.T. (2)	1/2" P.T.
K1000-5A	Replacement Cartridge for KA1000S		

NEW REPLACEMENT BOBTAIL PROPORTIONING AND MULTI-FUNCTION VALVES

REPLACEMENT BP-R1™ STYLE VALVE

PART #	DELIVERY	CRACK PRS.
K065145	3/8" P.T. (4)	4
K065146	3/8" P.T. (4)	5.5



K065145



RKN26000

REPLACEMENT MULTI-FUNCTION TRAILER VALVE

PART #	RES.	DEL.	CLOSING PRES.
RKN26000	1/2" - 3/8"	3/8"	55 PSI
RKN26020	1/2" - 3/8"	3/8"	70 PSI

NEW REPLACEMENT SPRING BRAKE VALVES

REPLACEMENT SR-1™ STYLE VALVE

PART #	DELIVERY	SUPPLY
K286364	1/4" P.T.	1/4" P.T.



K286376



K286364

REPLACEMENT SR-2™ STYLE VALVE

PART #	DELIVERY	SUPPLY	RES. M.P.T.
K102761	3/8" P.T. (4)	1/4" P.T.	3/4"
K103061	3/8" P.T. (4)	1/4" P.T.	1/2"
K287376*	3/8" P.T. (4)	1/4" P.T.	3/4"

* Does not have trailer service port for anti-compounding.

REPLACEMENT SR-4™ STYLE VALVE

PART #	DELIVERY	SUPPLY	RES. M.P.T.
K101112	3/8" P.T. (4)	1/4" P.T.	3/4"
K101622	3/8" P.T. (4)	1/4" P.T.	1/2"



K110170



K101112

REPLACEMENT SR-5™ STYLE VALVE

PART #	DELIVERY	SUPPLY	RES. M.P.T.
K065437*	3/8" P.T. (4)	1/4" P.T.	3/4"
K065439*	3/8" P.T. (4)	1/4" P.T.	1/2"

* with anti-compounding



K51301



K065437

REPLACEMENT 4 PORT SPRING BRAKE CONTROL VALVE

PART #	DELIVERY	SUPPLY	RES. M.P.T.
K110170	3/8" P.T.	3/8" P.T.	1/2" P.T.
K110171	3/8" P.T.	3/8" P.T.	1/2" - 3/8" P.T.
K110191	3/8" P.T.	3/8" P.T.	3/8" - 1/2" P.T.

REPLACEMENT TRAILER SPRING BRAKE VALVE

PART #	DESCRIPTION	REPLACES:
K500		51301 110500
K51301	TEV Valve	51301 110500
K700		51321 110700
K800		110800



K500



K700



K800

Parts listed in this catalog are not necessarily manufactured by the original equipment manufacturer and any reference to the trademarks or part numbers of others are for cross reference, informational purposes only. The trademarks of others referred to herein are owned by their respective companies and are not affiliated in any way with Keene Export Brake & Electric Co.™ No representation is made with respect to the source of manufacture on any particular part. © 2016 Keene Export Brake and Electric Co.™ This catalog is published by and items in it are supplied by Keene Export Brake & Electric Co.™ All rights reserved.

NEW REPLACEMENT FULL FUNCTION VALVE

PART #	DESCRIPTION	RES. M.P.T.
RKN28600	FFV	3/4"
RKN28601	FFV	1/2"



K276567



RKN28600

NEW REPLACEMENT CONTROL VALVES

REPLACEMENT PP-1™ STYLE VALVE

PART #	A.P.R.	DELIVERY
K276566	20 P.S.I.	1/8"
K276567	40 P.S.I.	1/8"
K281587*	40 P.S.I.	1/8"
K284171**	40 P.S.I.	1/8"
RKN20021	35 +/- 10 P.S.I.	1/8"

* remote controlled ** with knob



K229635



RKN20021

REPLACEMENT PP-2™ STYLE VALVE

PART #	A.P.R.	DELIVERY
K276462	40 P.S.I.	1/8"

REPLACEMENT PP-3™ STYLE VALVE

PART #	DELIVERY	SUPPLY
K288746	1/8" & 1/4" P.T.	1/8" P.T.

REPLACEMENT PP-5™ STYLE VALVE

PART #	DELIVERY	SUPPLY
K281946	1/8" P.T.	1/8" P.T.

REPLACEMENT PP-7™ STYLE VALVE

PART #	DELIVERY	SUPPLY
K288239	1/4" P.T.	1/8" P.T.
K288241	1/4" P.T.	1/8" P.T.
K288242*	1/4" P.T.	1/8" P.T.

* remote controlled



K288239



K276635



RKN20031

REPLACEMENT PP-8™ STYLE VALVE

PART #	DELIVERY	SUPPLY
K287238	1/8" P.T. (2)	1/8" P.T.

REPLACEMENT PUSH-PULL VALVE

PART #	PORTS	POP PRES.
RKN20031	1/4" NPTF	25-35 PSI

REPLACEMENT PP VALVE KNOBS

PART #	DESCRIPTION
K248433	Push Pull Knob / Yellow Parking Brake
K290655	Push Pull Knob / Red Trailer Air Supply



K248433



K290655

REPLACEMENT TW-1™ STYLE CONTROL VALVE

PART #	DELIVERY	SUPPLY
K229635	1/8" P.T. (2)	1/8" P.T.

REPLACEMENT TW-4™ STYLE CONTROL VALVE

PART #	DELIVERY	SUPPLY
K276635	1/8" P.T. (2)	1/8" P.T.



K065157



K065661



K065316

REPLACEMENT TW-11™ STYLE VALVE

PART #	DELIVERY
K065316	1/8" P.T. (2)

REPLACEMENT CONTROL VALVE and MODULES

PART #	MTG. HOLE DIA. / THD.	NOTES	REPLACES
K065157	0.27		800516
K065159	M6 X 1-6H		800517
K065160	0.27	1/8 - 27 Aux.	800518
K065186	1/4 - 20		800519
K065187	1/4 - 20		800573
K065192	1/4 - 20		800521
K065248	#10-24		800523
K065523	0.27	3/8" PTC	800257
K101437	1/4"		101437
K800036	1/4 - 20	3/8" PTC	800259
K800516	0.27		800516
RKN20615	1/4"		KN20615
RKN20619	1/4"	3/8" PTC	KN20619

REPLACEMENT CONTROL VALVES PP-DC™ STYLE

PART #	MTG. HOLE DIA. / THD.	NOTES
K065643	0.27	3/8" PTC
K065661	1/4 - 20	3/8" PTC
K800034	0.27	1/4 NPT
K800142	1/4 - 20	1/4 NPT

REPLACEMENT CONTROL MODULE KNOBS

PART #	DESCRIPTION
K298817	Red Trailer Air Supply Control Knob
K298818	Yellow Parking Brake Control Knob



K298817



K298818

Parts listed in this catalog are not necessarily manufactured by the original equipment manufacturer and any reference to the trademarks or part numbers of others are for cross reference, informational purposes only. The trademarks of others referred to herein are owned by their respective companies and are not affiliated in any way with Keene Export Brake & Electric Co.™ No representation is made with respect to the source of manufacture on any particular part. © 2016 Keene Export Brake and Electric Co.™ This catalog is published by and items in it are supplied by Keene Export Brake & Electric Co.™ All rights reserved.

Keene Heavy Duty™ New Replacement Products

NEW REPLACEMENT CONTROL VALVES

REPLACEMENT TC-2™ STYLE BRAKE VALVE

PART #	PRESSURE	FINAL DELIVERY PRESSURE
K276270	5 - 80	Reservoir



K276270

NEW REPLACEMENT FOOT VALVES

REPLACEMENT E-3™ STYLE VALVE

PART #	DELIVERY
K277863	1/2" P.T. (4)



K286171



K286171N

REPLACEMENT E-6™ STYLE VALVE

PART #	DELIVERY	DESCRIPTION
K286171	3/8" P.T.	Old Style Mounting Pattern
K286171N	3/8" P.T.	New Style Mounting Pattern

REPLACEMENT TREADLE KIT

PART #	DESCRIPTION
RSN4017A	Treadle Assy.



K800629



RSN4017A

REPLACEMENT E-8P™ STYLE VALVE

PART #	REPLACES
K800629	065313

REPLACEMENT E-7™ STYLE VALVE

PART #	PORTS ON MOUNTING SIDE			DELIVERY
	SUPPLY	SUPPLY	DELIVERY	
K101818	1/8" P.T.	1/2" P.T. (2)	1/2" P.T. (2)	3/8" P.T. (4)
K284760	O-Ring style ports			1/4" P.T.
K288383	1/8" P.T.	1/2" P.T. (2)	1/2" P.T. (2)	1/4" P.T. (4)



K284760

REPLACEMENT E-10™ STYLE VALVE

PART #	DELIVERY
K101100	3/8" P.T.

REPLACEMENT E-10P™ STYLE VALVE

PART #	REPLACES
K800632	65315



K800632

NEW REPLACEMENT QUICK RELEASE VALVES

REPLACEMENT QR-1™ STYLE VALVE

PART #	DELIVERY	SUPPLY	CRACK PRS.
K229813	1/4" P.T. (2)	3/8" P.T.	1 P.S.I.
K229844	1/4" P.T. (2)	1/2" P.T.	1 P.S.I.
K229859	3/8" P.T. (2)	3/8" P.T.	1 P.S.I.
K229860	3/8" P.T. (2)	1/2" P.T.	1 P.S.I.



K229860



K800333

REPLACEMENT QR-1C™ STYLE VALVE

PART #	DELIVERY
K289714	3/8" P.T. (2)



K289714

REPLACEMENT QR-L™ STYLE VALVE

PART #	DESCRIPTION
K800333	DIRECT MOUNT

REPLACEMENT QRN™ STYLE VALVE

PART #	DELIVERY	SUPPLY	CRACK PRS.
K065066	3/8" P.T. (2)	1/2" P.T.	1 P.S.I.
K065067	3/8" P.T. (2)	3/8" P.T.	1 P.S.I.



K065067



K065154



K229505

REPLACEMENT LQ-2™ STYLE LIMITING VALVE

PART #	DELIVERY	SUPPLY
K229505	3/8" P.T.	3/8" P.T.
K229507	1/4" P.T.	1/2" P.T.

REPLACEMENT LQ-5™ STYLE BOBTAIL LIMITING

PART #	DELIVERY	SUPPLY
K065154	3/8" P.T.	3/8" P.T.

REPLACEMENT LQ-4™ STYLE FRONT AXLE RATIO

PART #	HOLD OFF PRESSURE	EQUALIZING PRESSURE
K289144	4	60
K289148	10	65

Parts listed in this catalog are not necessarily manufactured by the original equipment manufacturer and any reference to the trademarks or part numbers of others are for cross reference, informational purposes only. The trademarks of others referred to herein are owned by their respective companies and are not affiliated in any way with Keene Export Brake & Electric Co.™ No representation is made with respect to the source of manufacture on any particular part. © 2016 Keene Export Brake and Electric Co.™ This catalog is published by and items in it are supplied by Keene Export Brake & Electric Co.™ All rights reserved.

NEW REPLACEMENT TRACTOR PROTECTION VALVES

REPLACEMENT TP-3™ STYLE VALVE

PART #	TRAILER EMG.	TRAILER SVC
K279000	1/2" P.T.	1/2" P.T.



K279000

REPLACEMENT TP-3DC™ STYLE VALVE

PART #	TRAILER SPLY.
K065706	1/2" P.T.



K065706

REPLACEMENT TP-4™ STYLE TRACTOR VALVE

PART #	TRAILER EMG.	DELIVERY
K288301	1/4" P.T.	3/8" P.T.



K288301



K288605

REPLACEMENT TP-5™ STYLE TRACTOR VALVE

PART #	TRAILER EMG.	TRAILER SVC
K288605	1/2" P.T.	1/2" P.T.

NEW REPLACEMENT AIR SYSTEM VALVES

REPLACEMENT D-2™ STYLE GOVERNOR

PART #	DESCRIPTION
K275491	100-120 P.S.I.
K284358	Hi-Temperature 105-125 P.S.I.
K800361	Non-Adjustable 105-130 P.S.I.



K275491

REPLACEMENT HORN VALVE

PART#	DESCRIPTION
K1630	Nylon



K1630

REPLACEMENT PUSH-PULL CONTROL VALVE

PART#	PORTS
K17600	1/4" NPT

REPLACEMENT AIR SEAT VALVE

PART#	DESCRIPTION
K1343	Button Type



K1343

REPLACEMENT SV-1™ STYLE SYNCHRONIZING VALV

PART #	INLET P.S.I.	EXHAUST P.S.I.
K278825	42	28



K17600



K278825

REPLACEMENT PR-2™ STYLE VALVE

PART #	DESCRIPTION
K277147	Adjustable Pressure Setting



K286500

REPLACEMENT PR-4™ STYLE VALVE

PART #	CLOSING PR.	SUPPLY	DELIVERY
K286500	85 P.S.I.	1/4"	1/4"
K288323	70 P.S.I.	1/4"	1/4"



K280809

REPLACEMENT SINGLE CHECK VALVE

PART #	FEMALE INLET	MALE OUTLET
K227870	3/8"	3/8"
K800376	1/2"	1/2"
RKN23000	1/2"	1/2"
RKN23010	3/8"	3/8"
RKN23040	3/4"	3/4"



RKN23010



K227870

REPLACEMENT DOUBLE CHECK VALVE

PART #	DESCRIPTION
K278597	1/4" / 3/8" Female / Male Thread
K278598	3/8" Female / Male Thread
K278614	3/8" Female Thread
K278615	1/4" Female Thread
K280809	3/8" Female / Male Thread



RKN23040



K278614

REPLACEMENT PRESSURE PROTECTION VALVE

PART #	DESCRIPTION
K90554107	Pressure Protection Valve
KWM778A	Pressure Protection Valve
RKN31000	Pressure Protection Valve



K800376



KWM778A



K90554107

REPLACEMENT VALVES

PART #	DESCRIPTION
K90054079	Pilot Valve
K90054088	Manual Dump Valve



RKN31000



K90054079



K90054088

Parts listed in this catalog are not necessarily manufactured by the original equipment manufacturer and any reference to the trademarks or part numbers of others are for cross reference, informational purposes only. The trademarks of others referred to herein are owned by their respective companies and are not affiliated in any way with Keene Export Brake & Electric Co.™ No representation is made with respect to the source of manufacture on any particular part. © 2016 Keene Export Brake and Electric Co.™ This catalog is published by and items in it are supplied by Keene Export Brake & Electric Co.™ All rights reserved.

NEW REPLACEMENT AIR SYSTEM VALVES

REPLACEMENT PRESSURE RELIEF VALVE

PART #	PIPE THRD.	PRESSURE
K131081	1/2" P.T.	250 P.S.I.
K205105	1/4" P.T.	150 P.S.I.
K284142	1/4" P.T.	150 P.S.I.
K800154	1/2" P.T.	250 P.S.I.
K800350	1/4" P.T.	175 P.S.I.
K800350/150	1/4" P.T.	150 P.S.I.
K800534	M16 X 1.5	250 P.S.I.
K801116	7/8" P.T.	250 P.S.I.



K800534



K801116



RKN31070

REPLACEMENT REGULATOR VALVE

PART#	DESCRIPTION	PORTS
RKN31070	Regulator Valve adjusts from 10 to 125 psi output	3/8" NPT



RKN27000

REPLACEMENT LEVELING VALVES

PART #	PORTS	NOTES
RKN27000	1/4" P.T.	RKN27000 Includes Linkage Kit
K90054007	1/8" P.T.	K90054007 Includes Fittings
K90554241	1/4" P.T.	Valve only
KSRK168	Linkage Kit for K90054007 Replaces: SRK168 / 48100225	



K90054007

NEW REPLACEMENT AIR SYSTEM COMPONENTS

REPLACEMENT ELECTRO-PNEUMATIC SWITCHES

PART#	DESCRIPTION
KBE13240	Tractor Spring Brake Circuit Light Switch 2 Terminal, 1/8" PT
KBE13241	Low Air Switch, Single Pole, 2 Terminal, 1/8" PT
KBE13250	Service Circuit Stop Light Sw., Single Pole, 2 Terminal, 1/4" PT
KBE13255	Trailer Emerg. Stoplight Sw., Double Throw, 3 Terminal, 1/8" PT



K90554241



KBE13250

REPLACEMENT SL-4™ STYLE SWITCH

PART#	PIPE THREAD
K228600	1/4"



K228600

REPLACEMENT LP-3™ STYLE INDICATOR

PART#	PIPE THREAD	TERMINAL
K228750	1/4"	Double
K279416	1/4"	Single
K284833	1/4"	Double



K228750



K279416

AIR COMPRESSOR SERVICE KIT

PART#	DESCRIPTION
K5008557	Unloader kit for BA-921™ compressor



KR955300

REPLACEMENT AIR DRYERS AND RELATED PARTS

PART #	DESCRIPTION	REPLACES
K065224	AD-9™ Style with bracket 24 volt / soft seat	065224
K065225	AD-9™ Style with bracket 12 volt / soft seat	065225 K065225RO
K109685	AD-9™ Style without brackets 12 volt / soft seat air dryer only	109685 K109685RO
K65612	AD-IP™ Style without bracket 12 volt	065612 K109477RO
K65613	AD-IP™ Style without bracket 24 volt	065613 K109478RO
K65691	AD-SP™ Style 12 volt	065691 109991
KR955205	WABCO® Style Air Dryer 12 volt with check valve and pigtail	R955205 109991
KR955205WOC	Same as above without check valve and pigtail	
KR955206	WABCO® Style Air Dryer 24 volt with check valve and pigtail	R955206
KR955206WOC	Same as above without check valve	
KR955300	1200P S432 413 024 0 air dryer only	R955300



KR955205WOC

Parts listed in this catalog are not necessarily manufactured by the original equipment manufacturer and any reference to the trademarks or part numbers of others are for cross reference, informational purposes only. The trademarks of others referred to herein are owned by their respective companies and are not affiliated in any way with Keene Export Brake & Electric Co.™ No representation is made with respect to the source of manufacture on any particular part. © 2016 Keene Export Brake and Electric Co.™ This catalog is published by and items in it are supplied by Keene Export Brake & Electric Co.™ All rights reserved.

NEW REPLACEMENT AIR DRYER CARTRIDGES

REPLACEMENT AIR DRYER CARTRIDGES

PART #	SERVICES	REPLACES	
K065624	AD-IP™	065624	109493
K101900	AD-2™	101900	
K104358	AD-4™	104358	
K107794	AD-9™	107794	107796
K109994	AD-SP™	109994	R950011
	R955205	II 40100F	
K5008414	AD-IS™	5008414	
KDC224	T-2000	T224	old style clamped
KDC224S	T-2000	T224	new style sealed
KDQ6050	DA34100	DQ6050	
KR950011	R955205	109994	R950011
	AD-SP™	II 40100F	



K109994 / KR950011



K107794



KDC224S



K065624

NEW REPLACEMENT AIR DRYER SERVICE KITS

REPLACEMENT AD-9™ STYLE KITS

PART #	DESCRIPTION
K107695	Bracket Kit
K107799	Check Valve 3/4" P.T.
K107800	Check Valve 1/2" P.T.
K109578	Heater & Thermostat 12V
K109579	Heater & Thermostat 24V
K109869	Wire Harness
K800350	Pressure Relief Valve
K800405	Purge Valve Assembly 12V*
K5002595	Heater 24V 100W
K5004338	Purge Valve Assembly 24V
K5005037	Purge Valve hard seat
K5005893	Purge Valve soft seat

REPLACEMENT AD-SP™ STYLE KITS

PART #	DESCRIPTION
K109495	Heater & Thermostat 12V
K109496	Heater & Thermostat 24V
K109869	Wire Harness
K109993	Turbo-Cut Off Kit
K109995	Purge Valve Kit
K5005624	Delivery Check Valve Kit
K65677	Check Valve



KDC224

REPLACEMENT AD-4™ STYLE KITS

PART #	DESCRIPTION
K102657	Heater & Thermostat 12V
K103818	Purge Valve
K103879	Seal Kit
K103980	End Cover Kit
K205105	Pressure Relief Valve

REPLACEMENT AD-IS™ STYLE KITS

PART #	DESCRIPTION
K109495	Heater & Thermostat 12V
K109496	Heater & Thermostat 24V
K109869	Wire Harness
K5003547	Purge Valve Kit
K5004049	Governor & Check Valve Kit
K800350	Pressure Relief Valve
K800361	Non-Adjustable Governor
K800404	Early Style Purge Valve*
KE22105P	Late Style Purge Hard Seat
KE31560P	Late Style Purge Soft Seat



K800405

REPLACEMENT AD-IP™ STYLE KITS

PART #	DESCRIPTION
K109494	Delivery Check Valve Kit
K109495	Heater & Thermostat 12V
K109496	Heater & Thermostat 24V
K109869	Wire Harness
K5001247	Bracket Kit
K5003547	Purge Valve Kit
K800350	Pressure Relief Valve
K800404	Early Style Purge Valve*
KE22105P	Late Style Purge Hard Seat
KE31560P	Late Style Purge Soft Seat

REPLACEMENT AD-2™ STYLE KITS

PART #	DESCRIPTION
K102657	Heater & Thermostat 12V
K107454	New Style Check Valve
K205105	Pressure Relief Valve
K287053	Purge Valve
K287298	Check Valve Kit



K800404

REPLACEMENT WABCO® STYLE KITS & VALVE

PART #	DESCRIPTION	REPLACES:
K2206D1226	Safety Valve	D2206D1226
K9513	Turbo Cut Off	R950013
K9514	Purge Valve	R950014
K9515	Heater 12V	R950015
K9516	Heater 24V	R950016
K9517	Check Valve	R950017
K9545	Diaphragm	R950045
K109869	Wire Harness	
KS03100	Check Valve	S4341003100



K5004049



K5005037



D2206C1226

*K800404 and K800405 are soft seat.

Keene Heavy Duty™ New Replacement Products

ALCOHOL EVAPORATOR

PART #	DESCRIPTION
KA72420	Alcohol Evap. 1/2" NPTF ports



KA72420



K281923

NEW REPLACEMENT DRAIN VALVES

REPLACEMENT DRAIN VALVES

PART #	DESCRIPTION
K281923	Automatic Drain Valve
K284412	Automatic Drain Valve / Heated



DRAIN VALVE with Cord

PART #	DESCRIPTION
K307-E4	Manual Drain Valve / 1/4" P.T. 4 foot cord
K307-E5	Manual Drain Valve / 1/4" P.T. 5 foot cord

Drain Cocks

PART #	SIZE
K601-4	1/4"
K603-4	1/4" internal seat
K604-4	1/4" external seat
KV601-4	1/4"



K601-4



KV601-4

BALL VALVES

PART #	SIZE	REPLACES
KBV12	3/4"	2005-12
KBV16	1"	2005-16
KBV4	1/4"	2005-4
KBV6	3/8"	2005-6
KBV8	1/2"	2005-8



KBV8



K603-4



K604-4

REPLACEMENT AUTOMATIC SLACK ADJUSTERS

Replacement ASA-5™ Style Automatic Slack Adjusters

Part #	Arm Length	Adapter Thread Size	Yoke Offset
1 1/4" - 10 Spline			
K065164	5 1/2"	1/2-20	Straight
1 1/4" - 24 Spline			
K065167	5 1/2 "	5/8-18	Straight
1 1/2" - 10 Spline			
K065170	5 1/2 "	5/8-18	Straight
K065172	6"	5/8-18	Straight
1 1/2" - 28 Spline			
K065174	5 1/2 "	5/8-18	Straight
K065175*	6"	5/8-18	Straight
K065176	6"	5/8-18	Straight
1 5/8" - 37 Spline			
K065178	5 1/2"	5/8-18	Straight
K065179*	6"	5/8-18	Straight

*Worm Gear incorporates a lubrication passage.



Replacement Automatic Slack Adjusters

Part Number	Length	Description / Casting Angle	Replaces:
KSA10211	5.5"	1 1/2 - 28 Spline / 0 Degree	400-10211
KSA10212	6"	1 1/2 - 28 Spline / 0 Degree	400-10212
KSA10216	6"	1 1/2 - 10 Spline / 0 Degree	400-10216
KSA10140	5" & 6"	1 1/2 - 28 Spline / 34 Degree	400-10140
KSA10141	5.5" - 6.5"	1 1/2 - 28 Spline / 34 Degree	400-10141
KSA10143	5.5" - 6.5"	1 1/2 - 10 Spline / 34 Degree	400-10143
KSA10144	6"	1 1/2 - 28 Spline / 16 Degree	400-10144



REPLACEMENT MANUAL SLACK ADJUSTERS / STRAIGHT ARM

Part Number	Arm Length	Spline /Cam	Replaces:
KSA001	5.0, 6.0, 7.0	10 - 1 1/2"	KN47001 / E612HD / R822000 / 278323
KSA011	5.5, 6.5	10 - 1 1/2"	KN47011 / E940HD / R822001 / 278321
KSA041	6.0	37 - 1 5/8"	KN44041 / E1574HD / R822007 / 283411
KSA051	5.0, 6.0	28 - 1 1/2"	KN44051 / E2458 / 286965
KSA061	5.5, 6.5	28 - 1 1/2"	KN44061 / E2459HD / R822004 / 288753
KSA071	5.0, 6.0, 7.0	28 - 1 1/2"	KN44071 / 288282



Parts listed in this catalog are not necessarily manufactured by the original equipment manufacturer and any reference to the trademarks or part numbers of others are for cross reference, informational purposes only. The trademarks of others referred to herein are owned by their respective companies and are not affiliated in any way with Keene Export Brake & Electric Co.™ No representation is made with respect to the source of manufacture on any particular part. © 2016 Keene Export Brake and Electric Co.™ This catalog is published by and items in it are supplied by Keene Export Brake & Electric Co.™ All rights reserved.

REPLACEMENT SPRING BRAKE CHAMBERS

Maxibrake Chambers

Part #	Type	Replaces
KM2475	24 / long rod	MA15775
KM3075	30 / long rod	MA15777
KM3675	36 / long rod	MA15779

Double Diaphragm DD-3™ Safety Actuators

Part #	Description
K287475	Air Operated Right Hand with short rod, 4R-5-2
K287479	Air Operated Left Hand with short rod, 4R-5-1
K287185	Air Operated Left Hand with long rod
K287186	Air Operated Right Hand with long rod



Spring Brake Chambers

Part #	Description
K2424C	Type 2424 Complete Brake Chamber
K2430C	Type 2430 Complete Brake Chamber
K3030C	Type 3030 Complete Brake Chamber
K3030LC	Type 3030LS Complete Brake Chamber
K3636C	Type 3636 Complete Brake Chamber

DD-3™ Safety Acuator Service Parts

Part #	Description
K240538	Stud
K241993	Ring
K241996	Breather
K241997	Nylon Bearing
K241999	O-ring
K242000	Piston
K242001	Collar
K242002	Roller
K242003	Roller Spring
K242004	Nylon Washer
K242013	Dust Boot
K242413	Return Spring
K243342	Push Rod
K246367	Retainer
K246612	Rod Wiper
K246614	Wiper Spring
K246660	Gasket
K246675	Type 30 Diaphragm
K277263	Bell Assy.
K277831	Cap
K277831A	Retainer
K277831B	Spring
K292711	Type 30 Diaphragm

New Replacement Service Brake Chambers

Part Number	Description
KSC9	Type 9 Service Chamber with clevis
KSC12	Type 12 Service Chamber with clevis 1/4" Ports
KSC16	Type 16 Service Chamber with clevis
KSC20	Type 20 Service Chamber with clevis
KSC20L	Type 20 Long Stroke Chamber with clevis
KSC24	Type 24 Service Chamber with clevis
KSC24L	Type 24 Long Stroke Chamber with clevis
KSC30	Type 30 Service Chamber with clevis
KSC36	Type 36 Service Chamber with clevis



Yoke & Clevis Assemblies

PART #	DESCRIPTION
K19100	1/2" Clevis Pin only
K36470	Yoke and Clevis Assembly / 1/2" Pin Fits Type 20, 24, and 30 Chambers
K36480	5/8" Pin / 5/8" Thread
KAS3000	Straight Clevis for ASA 5/8
KR810019	Straight Clevis for ASA 5/8-18 pushrod



K36470



KAS3000

AIR BRAKE DIAPHRAGMS

Part #	Description
KD09	Type 9 Service Diaphragm
KD12	Type 12 Service Diaphragm
KD16	Type 16 Service Diaphragm
KD20	Type 20 Service Diaphragm
KD24	Type 24 Service Diaphragm
KD24LS	Type 24 Service Long Stroke
KD30	Type 30 Service Diaphragm
KD36	Type 36 Service Diaphragm



Parts listed in this catalog are not necessarily manufactured by the original equipment manufacturer and any reference to the trademarks or part numbers of others are for cross reference, informational purposes only. The trademarks of others referred to herein are owned by their respective companies and are not affiliated in any way with Keene Export Brake & Electric Co.™ No representation is made with respect to the source of manufacture on any particular part. © 2016 Keene Export Brake and Electric Co.™ This catalog is published by and items in it are supplied by Keene Export Brake & Electric Co.™ All rights reserved.

REPLACEMENT ELECTRIC BRAKES

10" X 2 1/4" 3500 lb Electric Brake Assemblies

Part #	Description	Replaces
K12-1013	Left Hand Brake Assembly	23-26
K12-1014	Right Hand Brake Assembly	23-27
K12-1013SA	Left Hand Self Adjusting Brake Assembly	
K12-1014SA	Right Hand Self Adjusting Brake Assembly	
K71-363	Brake Spring Kit	71-363
K71-47	Shoe Kit / 2 shoes	71-47



12" X 2" 6000 lb Electric Brakes

Part #	Description	Replaces
K12-1017	Left Hand Brake Assembly	23-105
K12-1018	Right Hand Brake Assembly	23-106
K12-1017SA	Left Hand Self Adjusting Brake Assembly	
K12-1018SA	Right Hand Self Adjusting Brake Assembly	
K71-363	Brake Spring Kit	71-363
K71-48	Shoe Kit / 2 shoes	71-48



12" X 2" 7000 lb Electric Brakes

Part #	Description	Replaces
K12-1219	Left Hand Brake Assembly	23-180
K12-1220	Right Hand Brake Assembly	23-181
K12-1219SA	Left Hand Self Adjusting Brake Assembly	
K12-1220SA	Right Hand Self Adjusting Brake Assembly	
K71-363	Brake Spring Kit	71-363
K71-48	Shoe Kit / 2 shoes	71-48



12 1/4" X 3 3/8" 10,000 lb Electric Brakes

Part #	Description	Replaces
K12-1221	Left Hand Brake Assembly	23-450
K12-1222	Right Hand Brake Assembly	23-451



Complete Hub - Drum Kits

Part #	Description	Replaces
KHDK17490	Wheel Drum Kit for Demountable 6K UTG Axle Studded, 2.125 Seal	K08-174-90
KHDK20190	Hub Drum Kit for 5.2K Axle, 6-5.50 BC Studded, 2.125 seal, standard grease cap	K08-201-90
KHDK21990	Hub Drum Kit for 7K Axle, 8-6.50 BC, Studded 1/2" -20, 2.125 seal, standard grease cap	K08-219-90
KHDK21991	Hub Drum Kit for 7K Axle, 8-6.50 BC, Studded 9/16" -19, 2.125 seal, standard grease cap	K08-219-91
KHDK24790	Hub Drum Kit for 3.5K Axle, 5-4.50 BC, Studded 1.718 seal, standard grease cap	K08-247-90



FAN CLUTCH OVERHAUL KITS

Part #	Description	Replaces
K205	7.5"/9.5" Seal Kit	994205 / 4205
K212	7.5" S Type Lining Only	994212
K246	9.5" HT/S Type Lining Only	994246
K265	Lock Nut	
K305	9.5" HT/S Type Super Kit	994305 / 9500HP
K307	7.5" S Type Super Kit	994307 / 7500HP
K314	7.5" S Type Major Kit	994314 / 7500H
K315	9.5" HT/S Type Major Kit	994315 / 9500H
K6207	Bearing	6207-2RS-C3
K6209	Bearing	6209-2RS-C3
K985	Spring Engaged Rebuild Kit	994985 / 14-256



Parts listed in this catalog are not necessarily manufactured by the original equipment manufacturer and any reference to the trademarks or part numbers of others are for cross reference, informational purposes only. The trademarks of others referred to herein are owned by their respective companies and are not affiliated in any way with Keene Export Brake & Electric Co.™ No representation is made with respect to the source of manufacture on any particular part. © 2016 Keene Export Brake and Electric Co.™ This catalog is published by and items in it are supplied by Keene Export Brake & Electric Co.™ All rights reserved.

New Replacement Fan Clutch

Part Number	Replaces
KC9500-01	1090-09500-01 / K26



SOCKETS & PLUGS

Single Conductor

Part Number	Description
K23101	1 way metal socket
K23102	1 way double grip metal plug with spring

4 Conductor

Part Number	Description
K23402	4 way metal socket split pin
K23404	4 way double grip metal plug with spring



6 Conductor

Part Number	Description
K23602	6 way metal socket split pin
K23604	6 way double grip metal plug with spring

7 Conductor

Part Number	Description
K23703	7 way metal socket split pin
K23784	7 way double grip metal plug with spring



7 Conductor with Breakers

Part Number	Description
K24020	7 way socket with 20 amp plastic circuit breakers



7-Way Receptacle Boot



K205010

Junction Box

Part Number	DESCRIPTION
K3583-8	7 Terminal Electrical Junction Box, Grommets and Hardware Included. Replaces BE22040



K3583-8

GLADHANDS AND COMPONENTS

Aluminum Gladhands

Part Number	Description	Style
K11440	Service	Bracket Mount 37 degrees
K11441	Emergency	Bracket Mount 37 degrees
K11450	Universal	Straight
K11451	Emergency	Straight
K11452	Service	Straight
K11991	Emergency	Lever Shut-off Style
K11992	Service	Lever Shut-off Style
K11993	Service	Swing Away Gladhand
K11994	Emergency	Swing Away Gladhand



K11450



K11451



K11452



K11991



K11440



K11993

Gladhand Seals

Part Number	Description
K017B	Blue polyurethane Seal
K017R	Red Polyurethane Seal
K10024	Closed style black seal
K10028	Full face black seal



K017R

K017B



K10024



K10028

Dummy Gladhands / Stamped Style

Part Number	Description
K11401	with chain vented
K11402	with chain non-vented



K11401 / K11402

Parts listed in this catalog are not necessarily manufactured by the original equipment manufacturer and any reference to the trademarks or part numbers of others are for cross reference, informational purposes only. The trademarks of others referred to herein are owned by their respective companies and are not affiliated in any way with Keene Export Brake & Electric Co.™ No representation is made with respect to the source of manufacture on any particular part. © 2016 Keene Export Brake and Electric Co.™ This catalog is published by and items in it are supplied by Keene Export Brake & Electric Co.™ All rights reserved.

GLADHANDS AND COMPONENTS

Hose Holders

Part Number	Description
K157	3 Hole hose holder u-bolt type
K158	4 Hole hose holder u-bolt type



K157



K158

Hose Separators

Part Number	Description
K150	2 hose separator 3/8" hose
K151	4 hose separator 3/8" hose



K150



K151



K042

Hose Supporter

Part Number	Description
K042	4 function holder. Stores 2 plugs and 2 gladhands

Gladhand Handles

Plastic



KGG2

Aluminum



KGG4

Gladhand Lock



Part Number
KGHL
Assorted Keys

KGHL-KA keyed alike

Kingpin Lock



Part Number
KPLK
Assorted Keys

KPLK-KA Keyed Alike

Bulkhead Fittings / Clamping Studs

Part Number	Description
KCS01	1/2" MPT each end, 1/4" FPT one end, 2 3/8" overall length
KCS03	1/2" MPT one end, 3/8" FPT one end, 1 7/8" overall length
KCS05	3/8" FPT both ends, 1-3/8" overall length



KCS01



KCS03

Support Spring

Part Number	Description
K11600	25.09" Length 1.13 Coil OD
K11602	12.67" length 1.00" Coil OD
K11603	15.42" Length 1.08" Coil OD



KCS05

Back-Up Alarms

PART #	DESCRIPTION
K97	97db 12-24V Back-Up Alarm / High Impact Nylon Housing / Digital Circuitry / Moisture, Vibration, & Shock Resistant
K107	107 db 12-24V



K4530-3

Flasher

PART #	TERMINAL	REPLACES
K4530-3	12/2	44530 / 570 / 091208

Solenoid Valves

PART #	REPLACES	DESCRIPTION
K90054074	90054074	12V 1/4" NPT Normally Closed
K90054075	90054075	12V 1/4" NPT Normally Open
KAV4	A68230	12V Electrically Actuated, Normally Closed Three Way Air Shift Valve



K97 / K107



KAV4

Dash Fans

PART #	DESCRIPTION
KDF12	2 speed / 12 volt / Metal Cage / toggle switch
KDF24	2 speed / 24 volt / Metal Cage / toggle switch



KDF12



K90054074

Parts listed in this catalog are not necessarily manufactured by the original equipment manufacturer and any reference to the trademarks or part numbers of others are for cross reference, informational purposes only. The trademarks of others referred to herein are owned by their respective companies and are not affiliated in any way with Keene Export Brake & Electric Co.™ No representation is made with respect to the source of manufacture on any particular part. © 2016 Keene Export Brake and Electric Co.™ This catalog is published by and items in it are supplied by Keene Export Brake & Electric Co.™ All rights reserved.

Keene Heavy Duty™ New Replacement Products

Tractor & Utility Lamps

PART #	DESCRIPTION
K36UL	Par 36 12 Volt Thermo Plastic Resin Rubber Like Tractor Lamp UV and Moisture Resistant / 4411 Sealed Beam
KDH3	4" X 6" 12V flood & spot pattern / H3 55 watt bulbs / ABS housing
KWL8D	4" X 4" 8 diode LED Lamp. 1300 Lumen cast aluminum housing. Polycarbonate Lens. 10-60 volt
KWL24D	5" Round 24 diode LED Lamp. 12 volt. High impact thermoplastic housing.
KWL48D	LED Work Lamp / 48 Diode with bracket
K4411	Par 36, 12 Volt / 35W / 3,000 c.p. sealed beam Screw and Spade Terminal Connection



K36UL



KDH3



KWL48D



KWL24D



KWL8D

LED LIGHTING

Replacement Sealed 4" LED Stop / Turn / Tail Lamp

PART #	DESCRIPTION	REPLACES
K4019RLED	4" 19 Diode LED Red Stop/Turn/Tail Lamp Grommet Mount Use With Conventional Pigtail	All 4" Sealed Grommet Mount Lamps: 53252, 53312, 417R, 44002R, 44202R



K4019RLED

Replacement Oval LED Lamp

PART #	DESCRIPTION	REPLACES
K60RLED	Red Oval Stop/Turn/Tail	All Oval Sealed Grommet Mount Lamps
K60YLED	Yellow Oval Turn	Use With Conventional Pigtail



K60YLED

New Replacement Transmission Valves

Part Number	Description
KA3546	Range Valve All Ports 1/8" NPT
KA4487	Selector Valve 3 Position 1/16" NPT
KA4490	Selector Valve 3 Position 1/16" NPT
KA4491	Selector Valve 2 Position 1/16" NPT
KA4688	Slave Valve All Ports 1/8" NPT
KA4740	Filter Assembly
KA4900	Range Valve All Ports 1/16" NPT
KA5000	Slave Valve All Ports 1/8" NPT
KA5010	Replaced by KA6909
KA6909	Range Valve (Old A5010) 1/16" NPT Ports
KA6910	Shift Valve
KA6913	Range Valve (Old A4900) 1/16" NPT Ports
KA6915	Range Valve (Old A5015) 1/16" NPT Ports
KA6918	Range Valve (Old A5013) 1/16" NPT Ports



KA4900



A3546

NEW REPLACEMENT HEAVY DUTY DUMP PUMPS

"C" SERIES REMOTE MOUNT

PART NUMBER: KC101

PART NUMBER: KC101AS WITH AIR SHIFT INSTALLED

Displacement - 6.3

Max. RPM 2400

Either Shaft Rotation

Min. RPM 600

1" Diameter Keyed Shaft

Replaces: C101

49 GPM Flow at 1800 RPM



KC101

Parts listed in this catalog are not necessarily manufactured by the original equipment manufacturer and any reference to the trademarks or part numbers of others are for cross reference, informational purposes only. The trademarks of others referred to herein are owned by their respective companies and are not affiliated in any way with Keene Export Brake & Electric Co.™ No representation is made with respect to the source of manufacture on any particular part. © 2016 Keene Export Brake and Electric Co.™ This catalog is published by and items in it are supplied by Keene Export Brake & Electric Co.™ All rights reserved.

NEW REPLACEMENT HEAVY DUTY DUMP PUMPS

"C" SERIES DIRECT MOUNT

PART NUMBER: KC102

PART NUMBER: KC102AS WITH AIR SHIFT INSTALLED

Displacement - 6.3 Max. RPM 2400

Factory Preset Rotation Min. RPM 600

7/8" - 13 Tooth Spline Shaft Replaces: C102
49 GPM Flow at 1800 RPM



KC102

AIR SHIFT SOLENOID

PART #	DESCRIPTION
K-ASK	Air Shift Kit for above.

HEAVY DUTY NEW REPLACEMENT U-JOINTS

PART#	SERIES
K5-103X	1000
K5-1203X	P55-55-2
K5-1204X	55
K5-1306-1X	1310
K5-1309X	7290
K5-134X	1310-1330
K5-153X	1310
K5-155X	1550
K5-160X	1410
K5-170X	1000
K5-178X	1350
K5-188X	1480
K5-213X	1330
K5-279X	1610
K5-280X	1710
K5-281X	1810
K5-3147X	3R
K5-324X	1810
K5-326X	1880/9C Combo
K5-407X	1760
K5-438X	1/2 Round / 1610
K5-469X	1/2 Round / 1760
K5-510X	1/2 Round / 1810
K5-515X	1/2 Round / 1710

PART#	SERIES
K5-5177X	5C
K5-6106X	6C/62N
K5-674X*	1/2 Round / 1610
K5-675X*	1/2 Round / 1710
K5-676X*	1/2 Round / 1810
K5-677X*	1/2 Round / 1760
K5-7000X	7C
K5-7105X	7C/72N
K5-8105X	8C/82N
K5-9001X	9C/92N
K5-92X	600AG
KUJ90S	Replaces SPL Type
KUJ170S	Replaces SPL Type
KUJ250S	Replaces SPL Type

* Comes with Half Round U-Joint strap Kit

STRAP KIT

PART#	Application
K170-70-18XR	for KUJ170S
K250-70-18XR	for KUJ250S
K90-70-28XR	for KUJ90S

HALF ROUND U-JOINT KIT

PART#	Description
K5-70-28X	Half Round U-Joint Kit
K6.5-70-18X	Half Round U-Joint Kit



HYDRAULIC DISC BRAKE PADS

SEMI METALLIC Disc Brake Pads

Part Number	FMSI™ #	Application
KHD184	D184 / 7108	For Bendix® 3.38 caliper
KHD224	D224 / 7141	For Bus / Truck 2.50 caliper
KHD225	D225 / 7142	For Bendix® 2.88 caliper.
KHD459	D459 / 7339	Chevy™, GMC® Trucks & Vans
KHD769	D769 / 7636	For Bus / Truck
KHD786A	D786 / 7654	For Bus / Truck 66MM caliper
KHD786	D786 / 7655	For Bus / Truck 73MM caliper



KHD655: 95-02 Ford® Truck E250, E350, E450 / 95-98

Ford® Truck F250, F350 / 98-02 Dodge® B250, B2500, B350, B3500


AIR DISC BRAKE PADS WITH HARDWARE INCLUDED

Part Number	FMSI™ #	Caliper
KHD1203	8323 D1203	SB7000 SB7 SN7
KHD1310	8425 D1310	D-ELSA 2
KHD1311	8426 D1311	EX225 H2
KHD1312	8427 D1312	D-LISA
KHD1369	8479 D1369	ADB22X SK7
KHD1407	8515 D1407	D-ELSA 1



Mid-Range New Replacement Emergency Brake Shoes and Kits

Part Number:	Description: All Internal Drum
K108687	Spring Kit for K2086LSD and K2086LSDD
K1303	10" Diameter Size 3" X 3/16" X 11 1/4" IHC
K1303K	Shoe Kit / 2 K1303 shoes with Hardware
K2085	12" Diameter Size 4" X 1/4" X 1/4" IHC
K2085K	Shoe Kit / 2 K2085 shoes with Hardware
K2086LSD	9" Diameter Size 3" X 3/16" X 10 9/16" IHC / GMC K-647
K2086LSDD	9" Diameter Size 3" X 3/16" X 10 9/16" Ford K-646
K2086LSDK	Shoe Kit / 2 K2086LSD shoes with Hardware
K2086LSDDK	Shoe Kit / 2 K2086LSDD shoes with Hardware
K2095	9" Diameter Size 2" X 3 1/16" X 10 1/2"
K2758A53	Spring Kit for K1303 and K2085



K1303K



K2086LSDK



K2086LSDDK



K2085K

Parts listed in this catalog are not necessarily manufactured by the original equipment manufacturer and any reference to the trademarks or part numbers of others are for cross reference, informational purposes only. The trademarks of others referred to herein are owned by their respective companies and are not affiliated in any way with Keene Export Brake & Electric Co.™ No representation is made with respect to the source of manufacture on any particular part. © 2016 Keene Export Brake and Electric Co.™ This catalog is published by and items in it are supplied by Keene Export Brake & Electric Co.™ All rights reserved.

Air Over Hydraulic Power Cluster

Part Number	Replaces	Description
KA840	A840	7" diameter 5" length chamber



Tapered Roller Wheel Bearing Sets

Part Number	Replaces	Containing
KBS01	401	580 / 572
KBS02	402	582 / 572
KBS03	403	594A / 592A
KBS04	404	598A / 592A
KBS05	405	663 / 653
KBS06	406	3782 / 3720
KBS07	407	28682 / 28622
KBS08	408	39590 / 39520
KBS09	409	45280 / 45220
KBS11	411	47686 / 47620
KBS12	412	HM212047 / HM212011
KBS13	413	HM212049 / HM212011
KBS14	414	HM218248 / HM218210
KBS15	415	HM518445 / HM518410
KBS21	421	HM516449A / HM51641
KBS22	422	HM516449C / HM51641



Part Number	Replaces	Containing
KBS23	423	6461A / 6420
KBS24	424	555S / 552A
KBS25	425	567 / 563
KBS26	426	47679 / 47620

Replacement Heavy Duty Truck Oil Bath Seals

Part Number	Application	Replaces
KOS066	Steer Axle	35066
KOS304	Trailer	46304
KOS305	Trailer	46305
KOS623	Trailer	42623
KOS697	Drive Axle	47697
KOS750	Drive Axle	38750
KOS780	Drive Axle	38780
KOS001A	Steer Axle	B370001A
KOS003A	Drive Axle	B370003A
KOS025A	Trailer	B370025A



Part Number	Application	Replaces
KOS0743	Trailer	B307-0743
KOS7097	Trailer	B372-7097
KOS9131	Drive Axle	B392-9131

Heavy Duty Center Bearings

Part Number	Series	Reference
KCB084	1550	210084-2X
KCB088	1310	210088-1X
KCB121	1710	210121-1X
KCB391	1410	210391-1X
KCB661	1810	210661-1X
KCB875	1810	210875-1X



HUB CAPS & PARTS

PART #	DESCRIPTION
K3434009	Aluminum Cap 6-Hole w/plug & Gasket
K3434024	4 1/2" 6 hole hub cap with Plug
K4009	Aluminum Cap 6-Hole w/plug without Gasket
K4009G	6-Hole Gasket
K4009P	Plug
K4009W	Window Kit



Axle Nut

PART #	DESCRIPTION
K4743	Single Piece Axle Nut

Brake Hardware Kits

- *All return springs are E-coated for maximum resistance to rust and corrosions.
- *Q Brake return springs are manufactured to maximum strength specifications.
- *Q Brake cam rollers are yellow zinc plated for maximum resistance to rust and corrosions.
- *Cam rollers are subject to two different Heat-Treat processes to insure proper hardening on two different wear surfaces.



Part Number:	Description
KHK1308E	15" Single Anchor Pin Front Axle EB & ES Series Replaces: EF-1 / CQ66917 / E-5139 / 08-111300 / M-K77 / R507004
KHK1308Q	15" Front Axle Q Brake Complete Kit Replaces: RF-3 / CQ69001 / E-3869 / 08-111100 M-K70 / R508029
KHK4311E	16.5" Single Anchor Pin Brake with Heavy Duty Return Spring Replaces: EK-1HD / CQ67319 / E-1887AHD / 08-104200 / M-K10/K99 / R507002
KHK4515F-3	16.5" Extended Service Brake Third Generation Premium with Heavy Duty Return Spring Replaces: EK-3HD / XK-3MP / CQ66914 / E-3710HD / 08-109104
KHK4515Q-3	Q Brake with 8.375" Heavy Duty Return Spring Complete Kit Replaces: QK-1HD / CQ66867 / E-2769HD / 08-1088-1 R508001
KHK4702Q	15" Front "Q Plus" Brake Complete Kit Heavy Duty Return Spring Std CR Retainer Replaces: RF-5 / CQ65642 / E-9064 / 08-1160
KHK4709E-12	16.5" ES Extended Service Brake Second Generation Replaces: ES-2 / CQ65481 / E-10244 / 08-114800 / M-K105 / R507057

COILED ABS CORDS

Coiled Air Hose Assembly

PART #	DESCRIPTION
K1512RB	Set of Red & Blue Coiled Air Hose Assemblies 15 Foot, 1/2" Nylon, 12" Springs both ends
K1512RB40	Set of Red & Blue Coiled Air Hose Assemblies 15 Foot, 1/2" Nylon, with 12" and 40" lead.

Coiled ABS Cords

PART #	DESCRIPTION
KABS1512G	Green ABS cable 15 Foot, 12" leads
KABS1548G	Green ABS cable 15 Foot, with a 12" and 48" lead



3 in 1 ABS / Air Line Assembly Cords

PART #	DESCRIPTION
KAPL315	15' with Metal Electrical Connectors Plastic air line grips.



O-Ring Service Kits

Part Number: KS382

Buna-N O-Ring Service Kit Features:

407 piece standard assortment, 32 popular sizes.

*Used for grease, oil, hydraulic fluids, and water.

*Durable Nitrile Rubber (Buna-N), laboratory tested (ASTM)

*Lightweight case to keep o-rings seperated.

Part Number: KS382M

Metric 419 piece standard assortment, 32 popular sizes.

Same features as KS382 above.

Part Number: KS270

HNBR O-Ring Service Kit Features:

*270 piece assortment, 18 popular sizes.

*Use for professional workshops, garage, AC and plumbing.

*Hydrogenated Nitrila Rubber (HNBR)

*Lightweight case to keep o-rings seperated.



R-6™, R-8™, R-12™, R-14™, RE-6™, BP-R1™, SR-1™, SR-2™, SR-4™, SR-5™, R-7™, PP-1™, PP-2™, PP-3™, PP-7™, PP-8™, TC-2™
 TW-1™, E-3™, E-6™, E-7™, QR-1™, LQ-2™, LQ-4™, QR-1C™ QR-L™, TP-3™, TP-5™, D-2™, LP-3™, SL-4™, PR-2™, PR-4™,
 AD-2™, AD-4™, AD-9™, AD-SP™, ASA-5™, PP-5™, PR-3™, R-8P™, E-8P™, TW-11™
 and Bendix® are trademarks of Bendix CVS, LLC. Wabco® is a trademark of WABCO GMBH & Co.
 Ford® is a trademark of The Ford Motor Co. GMC® and Chevy™ are trademarks of The General Motors Corp.
 Dodge® is a trademark of Daimler Chrysler Corp. FMSI® is a registered trademark of the Friction Material Standards Institute

Parts listed in this catalog are not necessarily manufactured by the original equipment manufacturer and any reference to the trademarks or part numbers of others are for cross reference, informational purposes only. The trademarks of others referred to herein are owned by their respective companies and are not affiliated in any way with Keene Export Brake & Electric Co.™ No representation is made with respect to the source of manufacture on any particular part. © 2016 Keene Export Brake and Electric Co.™ This catalog is published by and items in it are supplied by Keene Export Brake & Electric Co.™ All rights reserved.

NEW REPLACEMENT WATER, OIL, FUEL PUMPS, IDLERS, FUEL SOLENOIDS

REPLACEMENT WATER PUMPS FOR CATERPILLAR® APPLICATIONS

PART #	OEM #	APPLICATIONS	REPLACES
KWP484	10R0484 OR9869	C15 3406 893 CI DOME GEAR STRAIGHT TEETH BOLT ON GEAR & IMPELLER	6015 RW6014X
KWP890	6I3890 OR4120 OR8330 OR8218	C15 C18 3406E ENGINE 893 CI DOME GEAR CURVED TEETH	RW6012X 6012 KWP2025 135-4925
KWP1162	2W1225 9N6147 OR0644	CATERPILLAR® 3208 ENGINE 636 CI WITH BOLT ON PULLEY	RW1162 6002 E-823101
KWP1017	10R2776 10R3326 10R8660	C15 C18 ACERT PRESS ON IMPELLER STRAIGHT TOOTH	RW1017X
KWP1194	7C4957 7W7019 1OR0482	C15 C18 3406 B / C ENGINE 893 CI FLAT GEAR CURVED TEETH	RW1194 6006 E-823104
KWP1194BP	7C9222	3406 B/C BACKING PLATE FOR KWP1194 KWP484 KWP890	6010 RW1194BPK
KWP1407	9N3076 2W1227	3208 ENGINE 636 CI THREADED PULLEY	RW1407X 6004
KWP3429	2W8001 172776	3304 / 3306 ENGINE	6013 WP1008B
KWP3430	4W7589	3116 / 3126 ENGINE 3 3/4" PULLEY	
KWP3682	120-8402 OR1013	3116 / 3126 ENGINE 3 3/4" PULLEY	RW4015X 6014
KWP3683	4P3683 OR1015	3116 / 3126 ENGINE 4.37" PULLEY	RW4016X
KWP4011	OR0705 OR8767	3176B / C10 / C12 ENGINES	RW4011X 1006944
KWP4017	10R5407 227-4299	C7 MULTI-GROOVE PULLEY PRESSED ON GEAR	RW4017X
KWP4018	1268277	3116 / 3126 ENGINE 3 3/4" PULLEY	RW4018X
KWP5406	10R5406 200-1212	C9 3126E ENGINE	



KWP890



KWP1162



KWP1017



KWP1194



KWP1194BP



KWP4018



KWP3429



KWP3682



KWP4011



KWP5406



KWP4017

REPLACEMENT WATER PUMPS FOR CUMMINS® APPLICATIONS

PART #	OEM #	APPLICATIONS	REPLACES
KWP974	3800974	C SERIES 8.3L LONG NOSE 4.320" PULLEY	
KWP1170	3801788 AR45184 3004923	CUMMINS® BIG CAM® III ENGINE NON-VENTED 4 1/2" IMPELLER MULTI-GROOVE PULLEY	RW1170 6052 E-823200
KWP1171	3801784 3000886	CUMMINS® SMALL CAM ENGINE FFC TWIN GROOVE PULLEY PULLEY: 5 1/4" IMPELLER	RW1171 6051 E-823204
KWP1172	3801708 3045943	CUMMINS® BIG CAM® IV VENTED 4 5/16" PULLEY MULTI-GROOVE PULLEY	RW1172 6064 E-823201
KWP1174	AR4284	CUMMINS® 855 NON FFC ENGINE "PANCAKE" 5 1/2" BORE SHORT SHAFT	RW1174 6053 E-823206



KWP974



KWP1171



KWP1170



KWP1174

Keene Heavy Duty™ New Replacement Products

REPLACEMENT WATER PUMPS FOR CUMMINS® APPLICATIONS

PART NUMBER	OEM REFERENCE	CUMMINS® REPLACEMENT APPLICATIONS	REPLACES:	
KWP1195	3002520 3027882	NTC230 SHORT SUITCASE SIX GROOVE PULLEY	6062 RW1195	
KWP2254	3803402 3801840	CUMMINS® LTA10 ENGINE BEFORE 1991 FOUR HOLE MOUNT	RW1178X 6068 E-823205	
KWP2256	3803403 3803260	CUMMINS® L10-E AND M11 ENGINES 1991 AND AFTER THREE HOLE MOUNT	RW4076X 6076 E-823213	
KWP2257	3803138 3803030	CUMMINS® 88NT BIG CAM® IV ENGINE	RW1176 6069	E-823203
KWP2260	3803605 3803361	CUMMINS® N14 ENGINE	RW1073X 6073	E-823214
KWP2263	393132 3286275	B SERIES 3.9L / 5.9L	RW6075 6075	3802358 3286275
KWP2264	3804883 3913430	C SERIES 8.3L SHORT NOSE	6077	RW6077 E-823217
KWP2976	3800976 3802975	C SERIES LONG NOSE / HARD PULLEY		
KWP4077	3800745	L-10 / M-11 / ISM 3 HOLE MOUNT / SHORT SHAFT	RW4077X	
KWP5394	4955394	AUTOMOTIVE BUS ISB 4" HUB 7 VANE CAST IRON IMPELLER		
KWP5708	4955708 4972850	ISM		
KWP6068	4089910	ISX ENGINE /12 GROOVE PULLEY CASTG.# 2201-10C	RW4068X	
KWP6069	4026702 4089908	ISX ENGINE /10 GROOVE PULLEY CASTG.# 2201-10C	RW6069 4089910RX	
KWP6278	3286278	CUMMINS® NEW STYLE ISB ENGINE	6081	
KWP6293	3286293 4089647	CUMMINS® ISC STYLE ENGINE	6082	RW6079
KWP984	3800984	ISBE SERIES HARDENED PULLEY		



KWP2254



KWP2256



KWP2257



KWP2260

REPLACEMENT GEAR COVER KITS FOR CUMMINS® APPLICATIONS

PART #	OEM	APPLICATIONS	REPLACES:
KGC573	3803573	L-10, M-11 before 1991	5072
KGC894	3803894	L-10, M-11 1991 and after	5079



KWP2264



KWP6278



KWP6293



KWP2263



KWP5708

REPLACEMENT IDLER PULLEYS FOR CUMMINS® APPLICATIONS

PART NUMBER	OEM REFERENCE	CUMMINS® REPLACEMENT APPLICATIONS	REPLACES:	
KWP1173	3064919 AR45189	CUMMINS® BIG CAM® IDLER MULTI-GROOVE PULLEY	6059	RW1173 E-823300
KWP1175	3064920 AR8851	CUMMINS® SMALL CAM/FFC IDLER WITH TWO GROOVES	6058	RW1175 E-823301
KWP2258	3062602	CUMMINS® L10 IDLER	6078	RW6078 E-823304
KWP2259	3081234 3062931	CUMMINS® 88NT IDLER MULTI-GROOVE	6071	RW4071X E-823303
KWP2261	3066330	CUMMINS® N14 IDLER	6074	RW1074X E-823305
KWP2262	3065000	CUMMINS® 88 BIG CAM® IV	6070	RW4070X E-823302



KWP6069



KWP1173

Keene Heavy Duty™ New Replacement Products



KWP1175



KWP2258



KWP2259



KWP2261



KWP2262

REPLACEMENT FUEL PUMPS FOR CUMMINS® APPLICATIONS

PART NUMBER	OEM REFERENCE	CUMMINS® REPLACEMENT APPLICATIONS	REPLACES:	
KFP0266	2830266	B SERIES DIAPHRAGM TYPE	84268475	
KFP1171	3904374	B SERIES DIAPHRAGM TYPE	M73060	
KFP6316	3936316	C SERIES CUMMINS®		
KFP6318	3936318	C SERIES CUMMINS®	KFP1170	KFP1172
			3917998	3917999
KFP6319	3936319	6BT SERIES PISTON STYLE	4988750	3918000
			4944713	3933255
KFP6320	3936320	6B	4988751	4944714
			3932256	3932228
KFP8000	3918000	B & C SERIES	3914319	



KFP1171



KFP8000

REPLACEMENT OIL PUMP FOR CUMMINS® APPLICATIONS

PART NUMBER	OEM REFERENCE	CUMMINS® REPLACEMENT APPLICATIONS
KOP1173	3821572	855 C.I. DEMAND FLOW COOLING 33 - 35 PSI
KOP2260	3803369	N14 WITH HELICAL GEAR



KFP6316



KFP6318



KOP1173



KOP2260



KFV1



KFP1167

REPLACEMENT FUEL SOLENOIDS FOR CUMMINS® APPLICATIONS

PART NUMBER	OEM REFERENCE	CUMMINS® REPLACEMENT APPLICATIONS	REPLACES:
KFV1	3035342	855 CUMMINS® 12V FUEL SHUT OFF VALVE	6997312X
KFV2	3035346	855 CUMMINS® 24V FUEL SHUT OFF VALVE	6997324X

REPLACEMENT FUEL SHUT OFF VALVE FOR CUMMINS® APPLICATION

PART NUMBER	OEM REFERENCE	CUMMINS® REPLACEMENT APPLICATIONS
KFP1167	3991167	B SERIES CUMMINS® 12V FUEL SHUT OFF VALVE



KWP1181

REPLACEMENT WATER PUMPS FOR DETROIT DIESEL™ APPLICATIONS

PART NUMBER	OEM REFERENCE	DDC™ REPLACEMENT APPLICATIONS	REPLACES:
KWP1180	23506003 5144685	DDC™ 53 SERIES ENGINE LEFT HAND	6101 RW1180X
KWP1181	23506735 5149707	DDC™ 71 IN - LINE SERIES ENGINES RIGHT HAND STANDARD CAPACITY	RW1181 6104 E-823409
KWP1182	23506723 5149706	DDC™ 71 IN - LINE SERIES ENGINES LEFT HAND STANDARD CAPACITY	RW1182 6103 E-823411
KWP1183	23506007 5144686	DDC™ 53 SERIES ENGINE RIGHT HAND	RW1183X 6102



KWP1182



KWP1180



KWP1183

Keene Heavy Duty™ New Replacement Products

REPLACEMENT WATER PUMPS FOR DETROIT DIESEL™ APPLICATIONS

PART NUMBER	OEM REFERENCE	DDC™ REPLACEMENT APPLICATIONS	REPLACES:	
KWP1705	23526039 23520136 23505895 23522707 23522721	DDC™ 50 & 60 SERIES ENGINE BUILT AFTER DECEMBER 1990 6 VANE IMPELLER HIGH FLOW CAPACITY W / RESERVOIR POUCH	RW4122X E-823407	RW4123X 6131 RW4125PX
KWP1710	8928672	DDC™ 8.2 L ENGINE WITH HEATER OUTLET PROVISION	E-823403	RW1119X 6119
KWP2542	23532542 23535017	12.7L EGR SERIES 60	RW4124X R23531257	
KWP4126	23532543 23531258	14 L EGR SERIES 60	RW4126X	RW6126



KWP1705



KWP1710

REPLACEMENT WATER PUMPS FOR FORD® APPLICATIONS

PART NUMBER	OEM REFERENCE	FORD® REPLACEMENT APPLICATIONS	REPLACES:	
KWP1757	E9TZ8501B	6.9 / 7.3L FORD® ENGINES DOME HUB DESIGN NOT INTERCHANGEABLE WITH KWP1747		RW1757 6304 E-823603
KWP1760	E8HZ8501B E7HN8A513AB	6.6 / 7.8L FORD® ENGINES WITHOUT PUMP MOUNTED FAN	6314	RW1760X E-823904
KWP1762	F1HZ-8501C	6.6 / 7.8 L WITHOUT PUMP MOUNTED FAN	RW1762 6309	
KWP1763	F6TZ-8501AA F7TZ-8501BRM F7TZ-8501CRM	FORD ® 7.3L DIRECT INJECTION WITH TUBE	6311	RW1767X F8TZ-8501ARM F8TZ-8501BRM
KWP1763HD	F4TZ-8501A F4TZ-8501ARM F5TZ8501ARM	FORD ® 7.3L DIRECT INJECTION TURBO	6310	F5TZ-8501BRM 1812313C93
KWP3501	3C3Z-8501A 3C3Z-8501BA	6.0L TURBO DIESEL POWER STROKE 2003-2005	6125	



KWP2542



KWP4126



KWP3501



KWP1757



KWP1760



KWP1763

REPLACEMENT OIL PUMP FOR FORD® APPLICATIONS

PART NUMBER	OEM REFERENCE	FORD® REPLACEMENT APPLICATIONS
KOP1575	E3TZ6A642A	FORD® 6.9 / 7.3L ENGINES



KWP1763HD

REPLACEMENT WATER PUMPS FOR GMC® APPLICATIONS

PART NUMBER	OEM REFERENCE	GMC® REPLACEMENT APPLICATIONS	REPLACES:	
KWP1406	12514269	1982-93 6.2L GMC® ENGINE	6117	RW1406 E-823400
KWP1410	12530176	1996-99 6.2L / 6.5L GMC® ENGINE	5744662	
KWP1411	1245621	1999-2002 6.2L / 6.5L GMC® ENGINE	5745093	



KOP1575



KWP1406



KWP1410



KWP1411




KWP594

Keene Heavy Duty™ New Replacement Products

REPLACEMENT WATER PUMPS FOR IHC™ / NAVISTAR® APPLICATIONS

PART NUMBER	OEM REFERENCE	IHC™ REPLACEMENT APPLICATIONS	REPLACES
KWP594	489173C1 1700594C92	9.0 LITER IHC™ ENGINE BELT DRIVEN	6306 RW6306
KWP1135	673162C93	IHC™ DT466 AGRI.	
KWP1190	685155C92	IHC™ DT466 ENGINE WITH CONVENTIONAL CAB TRUCK	RW1190 6301
KWP1190L	1815538C91 735445C91	IHC™ DT466 ENGINE WITH LEFT HAND THREAD / BOLT ON HUB	RW1304X 6307
KWP1190N	1817687C96 1830606C93 1830606C94	NEW GENERATION IHC™ DT466 DT530E, 408(6.7L), 466(7.6L) 530(8.6L) IHC™ ENGINES	RW1310X 6313
KWP42664	1842664C92 1841765C1	IHC™ 7.6L 466 DT466E ENGINE	RW6311 6317
KWP1747	1809374C92	6.9 / 7.3L IHC™ ENGINES SMALL HUB DESIGN	RW1747 6305
KWP1764	1831676C92	7.3L DT444E POWER STROKE	RW4114X 6315



KWP1190



KWP1190N



KWP42664



KWP1764

REPLACEMENT OIL PUMP FOR IHC™ / NAVISTAR® APPLICATIONS

PART NUMBER	OEM REFERENCE	IHC™ REPLACEMENT APPLICATIONS
KOP1575	1805398C94	IHC™ 6.9 / 7.3L ENGINES



KWP1747

REPLACEMENT OIL PUMP FOR KUBOTA® APPLICATION

PART NUMBER	OEM REFERENCE	REPLACEMENT APPLICATIONS
KWP73035	15521-73035	V2203, V1903, V1702, D1402



KWP73035

REPLACEMENT WATER PUMPS FOR MACK® APPLICATIONS

PART NUMBER	OEM REFERENCE	MACK® REPLACEMENT APPLICATIONS	REPLACES
KWP2000	316GC184	THERMODYNE™ TRUCKS STAMPED IMPELLER, SHORT SHAFT 673, 675, 711 END MACK® DIESEL WITHOUT PULLEY	RW2000 6204 E-823500
KWP2001	316GC1184	MAXIDYNE™ TRUCK STAMPED IMPELLER, LONG SHAFT 675ESI, END-T MACK® ENGINES WITHOUT PULLEY	RW2001 6205 E-823501
KWP2002	316GC1210A	ECONODYNE™ TRUCKS STAMPED IMPELLER, "CHARGED AIR" ESI MACK® ENGINES WITHOUT PULLEY	RW2002 6208 E-823502



KOP1575

REPLACEMENT WATER PUMP FOR MERCEDES BENZ® APPLICATION

PART NUMBER	OEM REFERENCE	THERMO KING® / ISUZU® REPLACEMENT APPLICATIONS	REPLACES
KWPM301	9062006301	MBE904 4cyl. ENGINE	



KWP2000

REPLACEMENT WATER PUMPS FOR THERMO KING® APPLICATIONS

PART NUMBER	OEM REFERENCE	THERMO KING® / ISUZU® REPLACEMENT APPLICATIONS	REPLACES
KWP1200	11.4576	THERMO KING® / ISUZU® C201 REFRIGERATION UNIT	6350 RW1199
KWP1120	11.5858 M-1 / M-2	2.2L ENGINE WITH THREADED AUX. PORT	RW1351X



KWP2001



KWP1200



KWP1120



KWPM301



KWP2002

Keene Heavy Duty™ New Replacement Products

REPLACEMENT WATER PUMPS FOR VOLVO® APPLICATIONS

PART NUMBER	OEM REFERENCE	VOLVO® REPLACEMENT APPLICATIONS	REPLACES
KWP4268	20734268 8113274	MODEL FL 10 12 D12A	RW4786X 20431135
KWP9941	8149941 8148460	MODEL FL 12 D12C	AW6222




KWP4268



KWP9941

UNIVERSAL ELECTRIC FUEL PUMPS

PART NUMBER	DESCRIPTION
KEP1	Universal Solid State Inline Pump 4 - 6 PSI 33 GPH 12 volt ground Carburated engines up to 350 CID 5/16" Diameter input and output hoses Includes: 1 filter, 3 hoses, 6 hose clamps and 2 hose barb.
KEP2	Universal Solid State Inline Pump 2 - 3.5 PSI 28 GPH 12 volt ground Carburated engines up to 350 CID 5/16" Diameter input and output hoses Includes: 1 filter, 2 hoses, 4 hose clamps and 2 hose barb.
KEP3	Rotary Vane Compact Design Silent compact constant flow Consistent pressure 12 volt 5/16" hose 5 - 9 PSI 35-40 GPH Includes: 1 filter, 2 hoses, 4 hose clamps mounting bracket, nut, bolt and washer.
KEP4	Rotary Vane Compact Design Silent compact constant flow Consistent pressure 12 volt 5/16" hose 2.5 - 4.5 PSI 35-40 GPH Includes: 1 filter, 2 hoses, 4 hose clamps mounting bracket, nut, bolt and washer.
KEP5	Solenoid Compact Design Silent compact constant flow Consistent pressure 12 volt 5/16" hose 5 - 9 PSI 30 GPH Includes: 1 filter, 2 hoses, 4 hose clamps, 2 hose barbs, mounting bracket, nut, bolt and washer.
KEP6	Solenoid Compact Design Silent compact constant flow Consistent pressure 12 volt 5/16" hose 2.5 - 4.5 PSI 30 GPH Includes: 1 filter, 2 hoses, 4 hose clamps, 2 hose barbs, mounting bracket, nut, bolt and washer.



Cross reference issued for your convenience and as a service. No responsibility can be assumed for incorrect reference. Parts listed in this catalog are not necessarily manufactured by the original equipment manufacturer and any reference to the trademarks or part numbers of others are for cross reference, informational purposes only. The trademarks of others referred to herein are owned by their respective companies and are not affiliated in any way with Keene Export Brake & Electric Co.™ No representation is made with respect to the source of manufacture on any particular part. © 2016 Keene Export Brake and Electric Co.™ All rights reserved. Caterpillar® is a trademark of Caterpillar, Inc. Cummins® and Big Cam™ are trademarks of Cummins, Inc. Detroit Diesel™ is a trademark of Detroit Diesel Co. Ford® is a trademark of The Ford Motor Co. GMC® is a trademark of The General Motors Corp. Navistar® and IHC™ are trademarks of Navistar International Corp. Mack®, Thermodyne™, Maxidyne™, and Econodyne™ are trademarks of Mack Trucks, Inc. Thermo King® is a trademark of Thermo King Corp. Isuzu is a trademark of Isuzu Motors, Inc.

MIRRORS

6" X 16" ECONOMY WEST COAST MIRROR

Sturdy rod through design with high impact plastic end caps.



Part Number: **K41-6400**

Part Number: **K41-6150** Heated

7" X 16" STAINLESS STEEL WEST COAST MIRROR

Heated mirror head has internal 40 watt heating pad element which ensures efficient defrosting without risk of damage to the mirror glass. Lighted mirror contains double light bulbs. Heavy stainless steel body and bezel. PVC extrusion mounted 3mm glass. Heavy duty wiring with weather proof jacketed wire.

Part Numbers: **K41-7150** No heat, no light

K41-7350 Heated, no light

K41-7550 Heated with light



7" X 16" STAINLESS STEEL OEM STYLE WEST COAST MIRROR

Heated mirror head has internal 40 watt heating pad element. Heavy stainless steel body and bezel. PVC extrusion mounted 3mm glass. Heavy duty wiring with weather proof jacketed wire.

Part Numbers: **K41-8150** No heat

K41-8350 Heated



CONVEX MIRRORS

8-1/2" Convex Mirror



Part Number:

K43-9200 Black housing

K43-9210 Black housing offset

K43-9500 Stainless steel

K43-9510 Stainless steel offset

K43-9500H Stainless steel heated

7-1/2" Convex Mirror



Part Number:

K43-7200 Black housing

K43-7500 Stainless steel

K43-7510 Stainless steel offset

6" Convex Mirror



Part Number:

K43-6200 Black housing

K43-6500 Stainless steel

Keene Heavy Duty™ New Replacement Products

5" Convex Mirror



Part Numbers:

K43-5200 Black housing

K43-5500 Stainless steel

Rectangular 5" X 4" Truck Convex Mirror



Part Number:

K43-5440 Stainless steel

SPLIT MIRROR SETS

Especially designed for delivery vans, mirror offers both stainless steel convex (6" X 6.5") and stainless steel flat glass (6" X 9") rear viewing. Mirrors set on a stainless steel break away arm.

Part Number: **K41-8950** Mirror assembly complete



MIRROR ARM ASSEMBLY

Complete set comes with all mounting hardware and brackets ready to install. It features 5 arms to position the mirror and hold it steady to the vehicle. Made of sturdy steel tubing. Contains both inner and outer arms of steel with chrome plated long mounting bar and plated hardware.

Part Number: **K45-1670** Stainless steel bracket assembly



Bracket only, mirror sold separately.



FENDER TRIPOD ARM ASSEMBLY

For mounting convex mirrors. All arms made of stainless steel tubing with plated mounts and mounting hardware. Designed to fit a wide variety of fenders and hoods, adjustable.

Part Number: **K45-1650** Tripod mirror assembly

AUXILIARY MIRROR ARMS

Part Number:

K45-0001 Stainless steel "L" bracket



K45-1000 Stainless steel arm and bracket



ALTERNATORS



TYPE 100

**REPLACEMENT 10 SERIES
STYLE ALTERNATOR**



TYPE 116

PART NUMBER	VOLTAGE / POLARITY	AMPS	REPLACES PART NUMBERS:			NOTES
K1100543	12 Volt Negative	63 amp	1100543 19020501	321-39 RA110010X	E-820100X 7127	Standard 2 - terminal Type 100
K1102940	12 Volt Negative	61 amp	1100170 1102940	321-648 19020500	RA110000X E-820101X	1/2 Rectified 3-terminal Type 116



**REPLACEMENT 21 SERIES
STYLE ALTERNATOR**

PART NUMBER	VOLTAGE / POLARITY	AMPS	TERMINALS BATTERY			REPLACES PART NUMBERS:	
			"R"	"I"			
K1117880	12 Volt Negative	100 amp	1/4	Universal R Terminal	10-24	1117880 321-674	RA121000X 7976
K1117900	24 Volt Negative	70 amp	M6	M4 R Terminal	M4 I Terminal	1117900 1117897	
K1117909	12 Volt Negative	130 amp	5/16	Universal R Terminal	10-24	1117909 19010147	RA121001X 321-683
K1117916	12 Volt Negative	145 amp	1/4	Universal R Terminal	10-24	1117916 1117952	RA121002X 321-688
K1117924	12 Volt Negative	160 amp	1/4	Universal R Terminal	10-24	1117924 19010156	RA121003X



**REPLACEMENT 22 SERIES
STYLE ALTERNATOR**



PART NUMBER	VOLTAGE / POLARITY	AMPS	REPLACES PART NUMBERS:			NOTES
K19020303	12 Volt Negative	145 amp	19020303 RA122002X	10459190 E-820138X		J180 Mount
K19020309	12 Volt Negative	130 amp	19020309	RA122004X	E-820137X	J180 Mount
K19020389	12 Volt Negative	145 amp	19020389	10459321		Pad Mount 1 Wire

Parts listed in this catalog are not necessarily manufactured by the original equipment manufacturer and any reference to the trademarks or part numbers of others are for cross reference, informational purposes only. The trademarks of others referred to herein are owned by their respective companies and are not affiliated in any way with Keene Export Brake & Electric Co.™ No representation is made with respect to the source of manufacture on any particular part. © 2016 Keene Export Brake and Electric Co.™ All rights reserved

Keene Heavy Duty™ New Replacement Products



**REPLACEMENT 24 SERIES
STYLE ALTERNATOR**

PART NUMBER	VOLTAGE / POLARITY	AMPS	REPLACES PART NUMBERS:			NOTES
K8600310	12 Volt Negative	160 amp	8600310 8600395	8600397 8600452	8700021	J180 Hinge Mount
K8600889	12 Volt Negative	160 amp	8600889 8600231	8600405 8600519	8700013	Pad Mount



**REPLACEMENT 25 SERIES
STYLE ALTERNATOR**

PART NUMBER	VOLTAGE / POLARITY	AMPS	REPLACES PART NUMBERS:			NOTES
K1117241	12 Volt Negative	75 amp	1117241 1117225	321-600 10459077	RA125002X	
K1117249	24 Volt Negative	75 amp	1117248 1117249	321-655 321-697	RA125003X	
K1117264	12 Volt Negative	85 amp	1117264 10459014	321-672 10459065	RA125004X	



**REPLACEMENT 26 SERIES
STYLE ALTERNATOR**

PART NUMBER	VOLTAGE / POLARITY	AMPS	REPLACES PART NUMBERS:			NOTES
K19010003	12 Volt Negative	85 amp	19010003 10459075	321-702 10459065	RA126002X E-820132X	




**REPLACEMENT 27 SERIES
TYPE 200 / 205 STYLE ALTERNATOR**



PART NUMBER	VOLTAGE / POLARITY	AMPS	REPLACES PART NUMBERS:			NOTES
K1100077	24 Volt Negative	65 amp	1100077 1105475	321-654 10459244	RA127002X E-820117X 7197	200 Style
K1105472	12 Volt Negative	100 amp	1100080 1105472 1105473	321-603 10463072	RA127003X E-820119X 7850	200 Style

Parts listed in this catalog are not necessarily manufactured by the original equipment manufacturer and any reference to the trademarks or part numbers of others are for cross reference, informational purposes only. The trademarks of others referred to herein are owned by their respective companies and are not affiliated in any way with Keene Export Brake & Electric Co.™ No representation is made with respect to the source of manufacture on any particular part. © 2016 Keene Export Brake and Electric Co.™ All rights reserved

Keene Heavy Duty™ New Replacement Products



**REPLACEMENT 30 SERIES
TYPE 400 STYLE ALTERNATOR**

PART NUMBER	VOLTAGE / POLARITY	AMPS	REPLACES PART NUMBERS:	NOTES
K1117732	12 Volt Negative	90 amp	1117732 321-641 1117800 1117742 RA130001X	
K1117801	12 Volt Negative	105 amp	1117801 321-670 RA130002X 10459008 E-820125X	



**REPLACEMENT 30/TR SERIES
TYPE 400 STYLE ALTERNATOR
WITH TRANSFORMER RECTIFIER
24 VOLT STARTING, 12 VOLT CHARGING**

PART NUMBER	VOLTAGE / POLARITY	AMPS	REPLACES PART NUMBERS:	NOTES
K1117481	12/24 Volt Negative	90 amp	1117481 321-643 RA130000X 1117744 10459009 E-820123X 1117484	



**REPLACEMENT 33 SERIES
STYLE ALTERNATOR**

PART NUMBER	VOLTAGE / POLARITY	AMPS	REPLACES PART NUMBERS:	NOTES
K19011150	12 Volt Negative	110 amp	19011150 321-734 E-820139X 10459144 RA133002X 8080	
K19011155	12 Volt Negative	135 amp	19011155 321-731 E-820140X 10459141 RA133004X 8083	



**REPLACEMENT 34 SERIES
QUAD MOUNT STYLE ALTERNATOR**

PART NUMBER	VOLTAGE / POLARITY	AMPS	REPLACES PART NUMBERS:	NOTES
K19011157	12 Volt Negative	110 amp	19011157 321-735 E-820141X 10459145 RA134001X 8090	
K19011167	12 Volt Negative	135 amp	19011167 321-741 E-820142X 10459206 RA134002X 8092	

Parts listed in this catalog are not necessarily manufactured by the original equipment manufacturer and any reference to the trademarks or part numbers of others are for cross reference, informational purposes only. The trademarks of others referred to herein are owned by their respective companies and are not affiliated in any way with Keene Export Brake & Electric Co.™ No representation is made with respect to the source of manufacture on any particular part. © 2016 Keene Export Brake and Electric Co.™ All rights reserved

Keene Heavy Duty™ New Replacement Products



**REPLACEMENT 34 SERIES
PAD MOUNT STYLE ALTERNATOR**

PART NUMBER	VOLTAGE / AMPS	TERMINALS			REPLACES PART NUMBERS:
		BATTERY	"R"	"I"	
K19011176	12 Volt 110 Amps	1/4	# 10	# 10	19011176 10459279 321-763
K19011177	12 Volt 135 Amps	1/4	# 10	# 10	19011177 10459278 10459278 321-764



**REPLACEMENT 35 SERIES
STYLE ALTERNATOR**

PART NUMBER	VOLTAGE / AMPS	TYPE	TERMINALS		REPLACES PART NUMBERS:
			BATTERY	"R" / "I"	
K8700016	12 Volt 140 Amps	J180 HINGE	1/4 - 28	10-24	8600064 19011248 19011264 19011233 19011260 19011269
K8700017	12 Volt 140 Amps	QUAD	1/4 - 28	10-24	8600065 19011255 19011265 19011249 19011261 19011266
K8700018	12 Volt 140 Amps	PAD	1/4 - 28	10-24	8600066 19011267 19011272 19011262 19011268 19011273



**REPLACEMENT 36 SERIES
STYLE ALTERNATOR**

PART NUMBER	VOLTAGE / AMPS	TYPE	TERMINALS		REPLACES PART NUMBERS:
			BATTERY	"R" / "I"	
K8600125	12 Volt 170 Amps	QUAD	1/4 - 28	10-24	8600071 8700045 19011276 8600125 19011224
K8600126	12 Volt 170 Amps	J180 HINGE	1/4 - 28	10-24	8600126 8600197 19011225 8600177 8700041 19011275
K8600127	12 Volt 170 Amps	PAD	1/4 - 28	10-24	8600127 8600221 8700040 8600178 8600488 8700047



**REPLACEMENT HEAVY DUTY
ALTERNATOR**



DUAL FOOT J180 MOUNT

PART NUMBER	VOLTAGE / POLARITY	AMPS	REPLACES PART NUMBERS:			
			K2700LC	12 Volt	130 amp	2300JB / 2500JB / 2600JB / 2700JB / RA227000X / E-820202X
K2800LC	12 Volt	160 amp	2300JB / 2500JB / 2600JB / 2800JB / RA228000X / E-820203X			
KA555	12 Volt	160 amp	19020303 19020309 2300JB 2500JB 2600JB 110-555JHO			

Parts listed in this catalog are not necessarily manufactured by the original equipment manufacturer and any reference to the trademarks or part numbers of others are for cross reference, informational purposes only. The trademarks of others referred to herein are owned by their respective companies and are not affiliated in any way with Keene Export Brake & Electric Co.™ No representation is made with respect to the source of manufacture on any particular part. © 2016 Keene Export Brake and Electric Co.™ All rights reserved

Keene Heavy Duty™ New Replacement Products



110-555JHO



110-555PHO

Genuine New Leece Neville® / Prestolite® Alternators

PART NUMBER	VOLTS	AMPS	MOUNTING STYLE	SERIES	REPLACES:
110-555JHO	12	160	J180	8LHA	8LHA2070VF
110-555PHO	12	160	PAD	8LHA	8LHA2170VF

Leece Neville and Prestolite are property of Prestolite Electric, Inc.



REPLACEMENT HEAVY DUTY ALTERNATOR

EXTERNAL REGULATED



NOTE: USE KGR540B REGULATOR

PART NUMBER	VOLTAGE	AMPS	REPLACES PART NUMBERS:			
KGL-94C	12 Volt	90 amp	D4HZ-10346B	GL-94C	RA501000X	E-820300X
	Negative		C7TF10300A	GL-93C		7069
KGL-216	12 Volt	90 amp	E2HF-10346AA	GL-216	RA501001X	E-820301X
	Negative		D4HF-10300BA	GL-215		7712

REPLACEMENT NEW REGULATOR

PART NUMBER	DESC.	REPLACES PART NUMBER:	NOTES
KGR540B	Regulator	FOPZ-10316-A	Use with KGL-94-C and KGL-216 alternators. Recommend to install new regulator when changing alternator



Alternator Pulleys

Part Number	Grooves	Dimensions	Replaces
K24-1101	2	10mm Belts x 67mm OD x 17mm Bore	1846787 C5AZ-10344-L
			1964758 C5TF-10A352-K2
K24-1500	2	13mm Belts x 79mm OD x 22.23mm (7/8") Bore with Keyway	1953071 73981
			1962567 76699
			BE51203 E-822103
K24-1501	2	13mm Belts x 89mm OD x 22.23mm (7/8") Bore with Keyway	1938553 1118 34-111
K24-1753	8	28mm Belt x 70mm OD x 22.23mm (7/8") Bore	GP-698 F3HZ-10344-B 10474925
K24-2500	2	13mm Belts x 84mm OD x 22.35mm (.880") Bore	GP-484 C7TF-10A352-A
			GP-608 C7TZ-10344-A

or part numbers of others are for cross reference, informational purposes only. The trademarks of others referred to herein are owned by their respective companies and are not affiliated in any way with Keene Export Brake & Electric Co.™ No representation is made with respect to the source of manufacture on any particular part. © 2016 Keene Export Brake and Electric Co.™ All rights reserved

STARTERS



REPLACEMENT 28 SERIES STYLE STARTER

PART NUMBER	VOLTAGE	ROTATION	PINION TEETH	REPLACES PART NUMBERS:			NOTES
K1113276	12 Volt	CW	10	1113276	10465026	RS128000X	
K1113277	24 Volt	CW	10	1113277			
K1113292	12 Volt	CW	10	1113292	10465296	RS128002X	Wet clutch
K1113295	12 Volt	CW	10	1113295	10465296	RS128015X	Automatic Transmission
K1113296	12 Volt	CW	10	1113296	10465168	RS128012X	Manual Transmission
K10479613	12 Volt	CW	12	10465348	10479613	RS128018X	
K10479614	12 Volt	CW	10	10465150	10479614	RS128010X	
K10479615	12 Volt	CW	10	10479615	10465151	RS128011X	



REPLACEMENT 29 SERIES STYLE STARTER

PART NUMBER	VOLTAGE	SWITCH POSITION	PINION TEETH	REPLACES PART NUMBERS:			NOTES
K19011400	12 Volt	315	10	10461770	8200010	19011400	Mtg. Hole .43
K19011402	12 Volt	55	10	10461771	8200067	19011402	Mtg. Hole .43
K19011403	12 Volt	315	9	10461772	8200011	19011403	Mtg. Hole .43
K19011407	12 Volt	55	10	10461774	10461764	19011404	Mtg. Hole .39
K19011409	12 Volt	315	10	10461765	19011409	4CZ11002CA	Mtg. Hole .39



REPLACEMENT 37 SERIES STYLE STARTER

PART NUMBER	VOLTAGE	ROTATION	PINION TEETH	REPLACES PART NUMBERS:			NOTES
K1990308	12 Volt	CW	10	1990308	323-818	RS137002X	
				1993738	10461044	1993850	
K1990312	12 Volt	CW	10	1990312	323-834	RS137003X	
				1993880	10461069	1993818	
K1993713	12 Volt	CW	12	1993713	323-842	RS137000X	
				1993871	10461089	E-821112X	
K1993767	12 Volt	CW	10	1993767	323-840	RS137001X	
				1993854	10461058	E-821110X	
K1993917	24 Volt	CW	10	10461457	6397	TS-1548	3/8" mounting hole
K1993947	12 Volt	CW	10	10461110	6504	TS-1608	Overheat protection
				323-880	RS137013X		3/8" mounting hole Ground stud in case
K1993963	12 Volt	CW	10	1993963	323-879	RS137012X	
					10461098	E-821174X	
K1993969	12 Volt	CW	12	1993969	323-900	RS137014X	Insulated
				10478999	10461169	E-821175X	
K10461170	12 Volt	CW	10	10478890	323-901		
				10461170	RS137015X		

Parts listed in this catalog are not necessarily manufactured by the original equipment manufacturer and any reference to the trademarks or part numbers of others are for cross reference, informational purposes only. The trademarks of others referred to herein are owned by their respective companies and are not affiliated in any way with Keene Export Brake & Electric Co.™ No representation is made with respect to the source of manufacture on any particular part. © 2016 Keene Export Brake and Electric Co.™ All rights reserved

Keene Heavy Duty™ New Replacement Products



REPLACEMENT 39 SERIES STYLE STARTER

PART NUMBER	VOLTAGE	PINION TEETH	SOLENOID POSITION	REPLACES PART NUMBERS:			NOTES
K19011505	12 Volt	11	52 Degrees	19011500	8200037	8300020	OCP
				19011505	8200288	10461334	IMS
K19011514	12 Volt	12 Metric	82 Degrees	19011514	8200082	8300013	OCP
				19011525	8200287	10461773	IMS
K19011521	12 Volt	11	82 Degrees	19011518	8200033	10461753	OCP
				19011521	8200083	8300009	IMS
K8200308	12 Volt	11	Rotatable DEH	19011505	8200288	10461334	OCP
				19011521	8200289	428000-4420	IMS
K8200433	12 Volt	12	Rotatable DEH	19011515	8200291	10461769	OCP
				19011526	8200469	428000-5430	IMS
K8200434	12 Volt	12 Metric	Rotatable DEH	19011514	8200287	10461773	OCP
				19011525	8200434	428000-4450	IMS

OCP - Overcrank Protection

IMS - Integral Magnetic Switch

DEH - Drive End Housing



REPLACEMENT 40 SERIES STYLE STARTER

PART NUMBER	VOLTAGE	ROTATION	PINION TEETH	REPLACES PART NUMBERS:			NOTES
K1113905	24 Volt	CW	11	1113905	323-775	RS140000X	
				1114848	10461047	E-821118X	
K1114077	12 Volt	CW	13	1114077	323-611	RS140003X	
				1114775	10461059	E-821122X	
K1114098	12 Volt	CW	11	1114088	323-773	RS140001X	
				1114819	10461045	E-821119X	
				1114985			
K1114162	12 Volt	CW	12	1114109	323-774	RS140002X	
				1114162	10461046	E-821115X	
				1114986			
K1114884	12 Volt	CW	12	1114884	323-623	RS140015X	1/2 mounting hole
					10461060	E-821115X	
K1114993	12 Volt	CW	11	1114993	323-870	RS140004X	overheat protection
				10461041	10461067	E-821121X	thermostat

Parts listed in this catalog are not necessarily manufactured by the original equipment manufacturer and any reference to the trademarks or part numbers of others are for cross reference, informational purposes only. The trademarks of others referred to herein are owned by their respective companies and are not affiliated in any way with Keene Export Brake & Electric Co.™ No representation is made with respect to the source of manufacture on any particular part. © 2016 Keene Export Brake and Electric Co.™ All rights reserved



REPLACEMENT 41 SERIES STYLE STARTER

PART NUMBER	VOLTAGE	ROTATION	PINION TEETH	REPLACES PART NUMBERS:			NOTES
K10478818	12 Volt	CW	12	6630	10461240	TS-1651	1/2" Mounting holes
K10478898	24 Volt	CW	11	6635	10461333	TS-1653	
K10478999	12 Volt	CW	12	6613 323-897 1993969	10461171 10461227 10461386	TS-1562	Insulated 1/2" Mounting holes
K10479215	12 Volt	CW	12	6668	10461431	TS-1682	Overheat protection 3/8" Mounting holes Stud down in rear



REPLACEMENT 42 SERIES STYLE STARTER

PART NUMBER	VOLTAGE	ROTATION	PINION TEETH	REPLACES PART NUMBERS:			NOTES
K1990352	12 Volt	CW	11	1990352 1990483	323-867 10461052	RS142001X E-821124X	
K1990353	12 Volt	CW	12	1990353 1990379	323-830 10461050	RS142002X E-821127X	
K1990428	12 Volt	CW	11	1990428 1990484	323-864 10461055	RS142005X E-821125X	overheat protection thermostat
K1990456	24 Volt	CW	11	1990456 10461024	323-858 10461068	RS142000X E-821126X	
K1993804	24 Volt	CW	12	1993804 10461025 10461136	1990453 323-933 323-859	RS142004X E-821131X	



REPLACEMENT 50 SERIES STYLE STARTER

PART NUMBER	VOLTAGE	ROTATION	PINION TEETH	REPLACES PART NUMBERS:			NOTES
K1109979	24 Volt	CW	11	1109979 1990269	323-761 10461057	RS150002X 8200207	

Parts listed in this catalog are not necessarily manufactured by the original equipment manufacturer and any reference to the trademarks or part numbers of others are for cross reference, informational purposes only. The trademarks of others referred to herein are owned by their respective companies and are not affiliated in any way with Keene Export Brake & Electric Co.™ No representation is made with respect to the source of manufacture on any particular part. © 2016 Keene Export Brake and Electric Co.™ All rights reserved

Keene Heavy Duty™ New Replacement Products

REPLACEMENT HEAVY DUTY STARTERS

PART #	TYPE	ROTATION	VOLTAGE	TOOTH
KM2T90071	OSGR	CW	12	13



FITS: FORD® TRUCKS 6.9L, 7.3L ENGINES
 1985-1987 FORD® E SERIES® VAN / F SERIES® PICK-UP 6.9L DIESEL
 1988-1993 FORD® E SERIES® VAN / F SERIES® PICK-UP 7.3L DIESEL
 1994 FORD® E SERIES® VAN / F SERIES® PICK-UP 7.3L DIESEL 1ST PRODUCTION

REPLACES: M3T90071 / M3T90072 / SA739A / F3TU11000AA / E8TF11000AA / RS331813X / 17037



PART #	ROTATION	VOLTAGE	TOOTH	REPLACES
KM8T50071	CW	12	12	SA817 17578 F4TZ-11002-A F5TU-11000-AA
Applications: Ford® Trucks, 1995-2000 E-Series® Vans with 7.3L Engine 1994-1997 F Series® Pick-Ups, 2000 Ford® Excursions®				

PART #	DESCRIPTION	APPLICATION
K128000-4910	12 Volt 3.0KW 13 Tooth	Cummins® B Series 1980 - up with 5.9L Engine Chrysler® Turbo Diesel Truck 1988-3 with 5.9L Engine
Cross Reference: 17215 / 3912084 / 3604630RX / 4428221 / 19011812 323-546 / 9712809-491		



PART #	DESCRIPTION	APPLICATION
K228000-2290	12 Volt 2.7KW 13 Tooth	Cummins® B Series 1994 - up with 3.9L & 5.9L Engines Dodge® Ram Diesel 1994-2001
Cross Reference: 17548 / 4746639 / 4741012 / 3604684RX / 3921682 9722809-229 / 228000-2291 / 10465530		

PART #	DESCRIPTION	APPLICATION
K228000-8420	12 Volt 4.0KW 13 Tooth	Ford® E & F Series® Trucks 2001-2003
Cross Reference: 17802 Replacement for 6669		



REPLACEMENT 28 SERIES STYLE SOLENOID

PART #	VOLTAGE	REPLACES:
K10457055	12 Volt	10457055



REPLACEMENT 30/35 SERIES STYLE SOLENOID

PART #	VOLTAGE	REPLACES:
K1115510	12 Volt	1115510

Parts listed in this catalog are not necessarily manufactured by the original equipment manufacturer and any reference to the trademarks or part numbers of others are for cross reference, informational purposes only. The trademarks of others referred to herein are owned by their respective companies and are not affiliated in any way with Keene Export Brake & Electric Co.™ No representation is made with respect to the source of manufacture on any particular part. © 2016 Keene Export Brake and Electric Co.™ All rights reserved

Keene Heavy Duty™ New Replacement Products



REPLACEMENT 37 SERIES STYLE SOLENOID

PART #	VOLTAGE	REPLACES:
K1115609	12 Volt	1115609 RS113000X E-822202



REPLACEMENT 40 / 50 SERIES STYLE SOLENOID

PART #	VOLTAGE	REPLACES:	NOTES
K1115556	12 Volt	1115556 RS112000X E-822200	late style solenoid
K1115559	24 Volt	1115557 RS112001X 1115559 E-822201	late style solenoid



REPLACEMENT 42 SERIES STYLE SOLENOID

PART NUMBER	VOLTAGE	REPLACES:	NOTES
K1115593	12 Volt	1115593 RS114001X E-822204	
K1115595	24 Volt	1115595 RS114000X E-822205	

REPLACEMENT SERIES PARALLEL SWITCHES



PART NUMBER	VOLTAGE	REPLACES:	NOTES
K1119844	12/24 Volt	1119844 RS119000X E-822208	3 - cap style primarily Mack® appl.



PART NUMBER	VOLTAGE	REPLACES:	NOTES
K1119845	12/24 Volt	1119845 RS119001X E-822207	2 - cap style primarily Ford® appl.

Electrical products are new. Not rebuilt or remanufactured. There are no core charges or cores due. Units and parts are boxed and labeled. All parts are warranted against defective material and workmanship for the period of 12 months. This does not include defects caused by improper installation, service, abuse, or maintenance. Warranty is for defective parts only and does not include labor or any other costs incurred. Warranty parts are subject to inspection.

For exact cross refer to original manufacturer's application information.

Parts listed in this catalog are not necessarily manufactured by the original equipment manufacturer and any reference to the trademarks or part numbers of others are for cross reference, informational purposes only. The trademarks of others referred to herein are owned by their respective companies and are not affiliated in any way with Keene Export Brake & Electric Co.™ No representation is made with respect to the source of manufacture on any particular part. © 2016 Keene Export Brake and Electric Co.™ All rights reserved

Every effort has been made to ensure the accuracy of information in this catalog. We assume no responsibility for errors or omissions.

Ford®, Excursion®, E Series®, and F Series® are trademarks of The Ford Motor Co. Mack® is a trademark of Mack Trucks, Inc. Dodge® and Chrysler® are trademarks of Daimler Chrysler Corp. Cummins® is a trademark of Cummins, Inc.

All images and copyrights in these images in this catalog are owned by Keene Export Brake & Electric Co.™ and may not be reproduced without the express written consent of Keene Export Brake & Electric Co.™