

MARQUIS SERIES TOOL STORAGE



Ontario's Largest
Pneumatic & Hydraulic Tool Distributor

1-2430 Lucknow Drive, Mississauga, Ontario L5S 1V3. Tel: 905-672-5557 Fax: 905-672-5559
Email: sales@dobcoeqp.com www.dobcoeqp.com

GRAY TOOLS

GRAY TOOLS

GRAY TOOLS

GRAY



FEATURES & BENEFITS

- Heavy gauge construction.
- Safety latch drawer system prevents drawers from accidentally opening.
- Industrial black wrinkle finish offers superior scratch and fade resistance.
- Heavy gauge steel drawers for greater load ratings & storage capacities.
- Premium quality casters with greater load ratings allow easier movement on all surfaces.
- Heavy-duty roller bearing slides allow heavily loaded drawers to open and close with ease.
- Oval handles on roller cabinets allow comfortable gripping.
- Pre-cut oil and moisture resistant drawer liners included.
- Heavy-duty lifting handles with 90° stop for easy lifting of top chests.
- Gas shocks assist in opening and closing lids on top chests (33" & 44" wide models only).

6 Drawer - Top Chest

99806SB	width	depth	height
Overall	26"	16"	19"
1 Drawer	22 ³ / ₈ "	14 ¹ / ₂ "	27 ⁷ / ₈ "
5 Drawers	22 ³ / ₈ "	14 ¹ / ₂ "	17 ⁷ / ₈ "
Capacity:	5,474 cubic in.		
Net Weight:	86 lbs.		
Shipping Weight:	92 lbs.		
999011	Lock & key included		
999037	Drawer liner kit included		
999001	Ball bearing slides (pair)		



8 Drawer - Top Chest

99808SB	width	depth	height
Overall	26"	16"	19 ¹ / ₄ "
4 Drawers	11"	14 ¹ / ₂ "	17 ⁷ / ₈ "
3 Drawers	22 ³ / ₈ "	14 ¹ / ₂ "	17 ⁷ / ₈ "
1 Drawer	22 ³ / ₈ "	14 ¹ / ₂ "	27 ⁷ / ₈ "
Capacity:	5,453 cubic in.		
Net Weight:	94 lbs.		
Shipping Weight:	100 lbs.		
999011	Lock & key included		
999037A	Drawer liner kit included		
999001	Ball bearing slides (pair)		



5 Drawer - Top Chest

99105SB	width	depth	height
Overall	33 ¹ / ₂ "	19 ¹ / ₈ "	19 ¹ / ₄ "
1 Drawer	29 ⁷ / ₈ "	17 ¹ / ₂ "	5"
4 Drawers	29 ⁷ / ₈ "	17 ¹ / ₂ "	17 ⁷ / ₈ "
Capacity:	9,034 cubic in.		
Net Weight:	127 lbs.		
Shipping Weight:	137 lbs.		
999011	Lock & key included		
999039	Drawer liner kit included		
999003	Ball bearing slides (pair)		



8 Drawer - Top Chest

99108SB	width	depth	height
Overall	41 ¹ / ₂ "	18 ¹ / ₂ "	20 ¹ / ₂ "
4 Drawers	22 ³ / ₈ "	15 ¹ / ₂ "	27 ⁷ / ₈ "
4 Drawers	12 ¹ / ₈ "	15 ¹ / ₂ "	27 ⁷ / ₈ "
Capacity:	9,744 cubic in.		
Net Weight:	155 lbs.		
Shipping Weight:	167 lbs.		
999011	Lock & key included		
999042	Drawer liner kit included		
999004	Ball bearing slides (pair)		



MARQUIS SERIES TOOL STORAGE



7 Drawer - Roller Cabinet

99507SB	width	depth	height
Overall w/ Casters	26 1/2"	18"	39 1/8"
2 Drawers	22 3/8"	15 1/2"	6"
5 Drawers	22 3/8"	15 1/2"	27 7/8"
2 Swivel/2 Fixed 5" x 2" casters			
Capacity:	9,147 cubic in.		
Net Weight:	145 lbs.		
Shipping Weight:	154 lbs.		
999012	Lock & key included		
999038	Drawer liner kit included		
999031	Top mat included		
999002	Ball bearing slides (pair)		



6 Drawer - Roller Cabinet

99206SB	width	depth	height
Overall w/ Casters	34"	19 1/2"	39 1/8"
1 Drawer	29 1/2"	17 1/4"	8 7/8"
1 Drawer	29 1/2"	17 1/4"	6"
4 Drawers	29 1/2"	17 1/4"	27 7/8"
2 Swivel/2 Fixed 5" x 1 1/2" casters			
Capacity:	13,357 cubic in.		
Net Weight:	220 lbs.		
Shipping Weight:	230 lbs.		
999012	Lock & key included		
999040	Drawer liner kit included		
999032	Top mat included		
999004	Ball bearing slides (pair)		



8 Drawer - Roller Cabinet

99208SB	width	depth	height
Overall w/ Casters	34"	19 1/2"	39 1/8"
1 Drawer	29 1/2"	17 1/4"	6"
7 Drawers	29 1/2"	17 1/4"	27 7/8"
2 Swivel/2 Fixed 5" x 1 1/2" casters			
Capacity:	13,294 cubic in.		
Net Weight:	235 lbs.		
Shipping Weight:	245 lbs.		
999012	Lock & key included		
999041	Drawer liner kit included		
999032	Top mat included		
999004	Ball bearing slides (pair)		

10 Drawer - Roller Cabinet

99210SB	width	depth	height
Overall w/ Casters	42"	19"	40"
1 Drawer	36 ⁷ / ₈ "	15 ¹ / ₂ "	4 ³ / ₄ "
1 Drawer	12 ¹ / ₈ "	15 ¹ / ₂ "	12 ³ / ₈ "
2 Drawers	22 ³ / ₈ "	15 ¹ / ₂ "	6 ¹ / ₈ "
3 Drawers	22 ³ / ₈ "	15 ¹ / ₂ "	2 ⁷ / ₈ "
3 Drawers	12 ¹ / ₈ "	15 ¹ / ₂ "	2 ⁷ / ₈ "
2 Swivel/2 Fixed 5" x 1 ¹ / ₂ " casters			
Capacity:	13,901 cubic in.		
Net Weight:	295 lbs.		
Shipping Weight:	310 lbs.		
999012	Lock & key included		
999043	Drawer liner kit included		
999033	Top mat included		
999005	Ball bearing slides (pair)		



Heavy-duty roller bearing slides allow heavily loaded drawers to open and close with ease.

13 Drawer - Roller Cabinet

99213SB	width	depth	height
Overall w/ Casters	42"	19"	40"
1 Drawer	36 ⁷ / ₈ "	15 ¹ / ₂ "	4 ³ / ₄ "
1 Drawer	22 ³ / ₈ "	15 ¹ / ₂ "	6 ¹ / ₈ "
1 Drawer	12 ¹ / ₈ "	15 ¹ / ₂ "	6 ¹ / ₈ "
5 Drawers	22 ³ / ₈ "	15 ¹ / ₂ "	2 ⁷ / ₈ "
5 Drawers	12 ¹ / ₈ "	15 ¹ / ₂ "	2 ⁷ / ₈ "
2 Swivel/2 Fixed 5" x 1 ¹ / ₂ " casters			
Capacity:	13,677 cubic in.		
Net Weight:	305 lbs.		
Shipping Weight:	320 lbs.		
999012	Lock & key included		
999044	Drawer liner kit included		
999033	Top mat included		
999005	Ball bearing slides (pair)		



Heavy gauge steel drawers offer superior stability and increased storage capacities.

7 Drawer - Side Rider

99407SB	width	depth	height
Overall w/ Casters	14 ³ / ₄ "	18"	33 ³ / ₄ "
2 Drawers	10 ¹ / ₂ "	15 ¹ / ₂ "	6"
5 Drawers	10 ¹ / ₂ "	15 ¹ / ₂ "	2 ⁷ / ₈ "
Capacity:	4,292 cubic in.		
Net Weight:	90 lbs.		
Shipping Weight:	94 lbs.		
999012	Lock & key included		
999045	Drawer liner kit included		
999034	Top mat included		
999008	Ball bearing slides (pair)		



Robust tubular locking mechanism offers reliable and secure theft protection.

MARQUIS SERIES TOOL STORAGE



3 Drawer - Portable Hand Box

97103B	width	depth	height
Overall	20 ¹ / ₂ "	10"	12"
1 Drawer	17 ⁵ / ₈ "	8 ³ / ₄ "	2 ⁵ / ₈ "
2 Drawers	17 ⁵ / ₈ "	8 ³ / ₄ "	2"
Capacity:	1,734 cubic in.		
Net Weight:	24 lbs.		
Shipping Weight:	27 lbs.		
999013	Lock & key included		
999047	Drawer liner kit included		
999007	Ball bearing slides (pair)		



Side Shelf

9130B	width	depth	height
	17"	16"	3/4"
Fits all Marquis Series cabinets & side rider			
Net Weight:	9 lbs		



Can & Accessory Holder

97843B	width	depth	height
	15 ³ / ₄ "	3 ¹ / ₂ "	3 ¹ / ₂ "
Fits 26" & 34" Marquis Series cabinets			
Net Weight:	2.75 lbs.		

2 Drawer - Utility Cart

97502B	width	depth	height
Overall w/ Casters	30 ¹ / ₄ "	19"	35 ³ / ₄ "
2 Drawers	25 ¹ / ₂ "	17 ¹ / ₂ "	3 ¹ / ₄ "
2 Swivel/2 Fixed 4" x 1" casters			
Net Weight:	97 lbs.		
Shipping Weight:	102 lbs.		
999011	Lock & key included		
999046	Drawer liner kit included		
999006	Ball bearing slides (pair)		



3 Tray - Utility Cart

97503B	width	depth	height
Overall w/ Casters	27 ¹ / ₂ "	19 ¹ / ₄ "	32 ³ / ₄ "
2 Swivel/2 Fixed 4" x 1" casters			
Net Weight:	42 lbs.		
Shipping Weight:	47 lbs.		
999035	Top mat included		



4" x 1" Casters

999024	Brake caster (1 piece) Load Rating 160 lbs per caster Net Weight: 1.0 lbs.
999025	Fixed caster (1 piece) Load Rating 160 lbs per caster Net Weight: 1.0 lbs.



5" x 1¹/₂" Heavy Duty Casters

999022	Brake caster (1 piece) Load Rating 400 lbs per caster Net Weight: 6.0 lbs.
999023	Fixed caster (1 piece) Load Rating 400 lbs per caster Net Weight: 5.2 lbs.

5" x 2" Casters

999020	Brake caster (1 piece) Load Rating 200 lbs per caster Net Weight: 2.7 lbs.
999021	Fixed caster (1 piece) Load Rating 200 lbs per caster Net Weight: 2.0 lbs.



XL SERIES TOOL STORAGE

DOBCO
EQUIPMENT LTD



FEATURES & BENEFITS

- Heavy gauge construction.
- Reinforced front corners.
- Baked enamel finish for superior scratch and chemical resistance.
- Welded heavy-duty lifting handles with 90° stop for easy lifting of top chests.
- Heavy-duty casters with cross tread brakes - 5" x 2" - 1,250 lb. load rating.
- Roller bearing slides allow heavily loaded drawers to open and close with ease.
- Oval handles on roller cabinets allow comfortable gripping.
- Pre-cut oil and moisture resistant drawer liners included.
- Exclusive low profile till allows maximum viewing and access on top chests.
- Hold-in-catch bumper prevents drawers from accidentally opening.
- Gas shocks assist in opening and closing lids on top chests.

7 Drawer - Top Chest

92117B	width	depth	height
Overall	40 ¹¹ / ₁₆ "	18"	23"
1 Drawer	36 ¹ / ₂ "	16 ¹ / ₁₆ "	4 ⁵ / ₁₆ "
1 Drawer	22 ¹ / ₂ "	16 ¹ / ₁₆ "	4 ⁵ / ₁₆ "
1 Drawer	10 ⁵ / ₈ "	16 ¹ / ₁₆ "	4 ⁵ / ₁₆ "
2 Drawers	22 ¹ / ₂ "	16 ¹ / ₁₆ "	2"
2 Drawers	10 ⁵ / ₈ "	16 ¹ / ₁₆ "	2"
Capacity:	9,827 cubic in.		
Net Weight:	160 lbs.		
Shipping Weight:	185 lbs.		
97949	Lock & key included		
99970G	Drawer liner kit included		
97905	Ball bearing slides (pair)		



9 Drawer - Top Chest

92119	width	depth	height
Overall	40 ¹¹ / ₁₆ "	18"	23"
1 Drawer	36 ¹ / ₂ "	16 ¹ / ₁₆ "	4 ⁵ / ₁₆ "
4 Drawers	22 ¹ / ₂ "	16 ¹ / ₁₆ "	2"
4 Drawers	10 ⁵ / ₈ "	16 ¹ / ₁₆ "	2"
Capacity:	9,660 cubic in.		
Net Weight:	175 lbs.		
Shipping Weight:	200 lbs.		
97949	Lock & key included		
99965G	Drawer liner kit included		
97905	Ball bearing slides (pair)		



Also available in blue 92119B.

9 Drawer - Deep Top Chest

92109	width	depth	height
Overall	40 ¹¹ / ₁₆ "	24"	23"
1 Drawer	10 ⁵ / ₈ "	22 ¹ / ₁₆ "	4 ⁵ / ₁₆ "
1 Drawer	10 ⁵ / ₈ "	22 ¹ / ₁₆ "	6 ¹ / ₄ "
2 Drawers	22 ¹ / ₂ "	22 ¹ / ₁₆ "	4 ⁵ / ₁₆ "
2 Drawers	10 ⁵ / ₈ "	22 ¹ / ₁₆ "	2"
3 Drawers	22 ¹ / ₂ "	22 ¹ / ₁₆ "	2"
Capacity:	14,521 cubic in.		
Net Weight:	235 lbs.		
Shipping Weight:	250 lbs.		
97949	Lock & key included		
99960G	Drawer liner kit included		
97904G	Ball bearing slides (pair)		



Also available in blue 92109B.

10 Drawer - Top Chest

92110	width	depth	height
Overall	34 ⁵ / ₈ "	17 ¹ / ₂ "	21"
1 Drawer	30 ³ / ₄ "	16 ¹ / ₁₆ "	3 ³ / ₄ "
1 Drawer*	7 ³ / ₈ "	16 ³ / ₁₆ "	6 ⁵ / ₈ "
2 Drawers	30 ³ / ₄ "	16 ¹ / ₁₆ "	2"
6 Drawers*	10 ⁵ / ₈ "	16 ³ / ₁₆ "	2"
* Friction drawer slides			
Capacity:	9,098 cubic in.		
Net Weight:	115 lbs.		
Shipping Weight:	125 lbs.		
97940	Lock & key included		
99962G	Drawer liner kit included		
97905	Ball bearing slides (pair)		



XL SERIES TOOL STORAGE



8 Drawer - Roller Cabinet

92208	width	depth	height
Overall w/ Casters	35"	18"	42 1/2"
1 Drawer	31"	16 1/16"	8 5/8"
3 Drawers	31"	16 1/16"	4 5/16"
4 Drawers	31"	16 1/16"	2"
2 Swivel/2 Fixed 5" x 2" casters			
Capacity:	14,720 cubic in.		
Net Weight:	185 lbs.		
Shipping Weight:	205 lbs.		
97942	Lock & key included		
99963G	Drawer liner kit included		
97905	Ball bearing slides (pair)		



Hold-in-catch bumper prevents drawers from accidentally opening.



Pre-cut oil and moisture resistant drawer liners included.



12 Drawer - Roller Cabinet

92212	width	depth	height
Overall w/ Casters	40 11/16"	18"	42 1/2"
1 Drawer	22 1/2"	16 1/16"	6 17/32"
1 Drawer	10 5/8"	16 1/16"	11 1/8"
1 Drawer	36 1/2"	16 1/16"	4 5/16"
2 Drawers	22 1/2"	16 1/16"	2"
2 Drawers	10 5/8"	16 1/16"	4 5/16"
2 Drawers	10 5/8"	16 1/16"	2"
3 Drawers	22 1/2"	16 1/16"	4 5/16"
2 Swivel/2 Fixed 5" x 2" casters			
Capacity:	15,063 cubic in.		
Net Weight:	245 lbs.		
Shipping Weight:	270 lbs.		
97942	Lock & key included		
99969G	Drawer liner kit included		
97905	Ball bearing slides (pair)		

Also available in blue 92212B.

13 Drawer - Roller Cabinet

92213	width	depth	height
Overall w/ Casters	40 ¹¹ / ₁₆ "	24"	44"
1 Drawer	22 ¹ / ₂ "	22 ¹ / ₁₆ "	6 ¹⁷ / ₃₂ "
1 Drawer	10 ⁵ / ₈ "	22 ¹ / ₁₆ "	13 ⁷ / ₁₆ "
1 Drawer	10 ⁵ / ₈ "	22 ¹ / ₁₆ "	4 ⁵ / ₁₆ "
1 Drawer	36 ¹ / ₂ "	22 ¹ / ₁₆ "	4 ⁵ / ₁₆ "
2 Drawers	22 ¹ / ₂ "	22 ¹ / ₁₆ "	4 ⁵ / ₁₆ "
3 Drawers	10 ⁵ / ₈ "	22 ¹ / ₁₆ "	2"
4 Drawers	22 ¹ / ₂ "	22 ¹ / ₁₆ "	2"
2 Swivel/2 Fixed 6" x 2" casters			
Capacity:	20,535 cubic in.		
Net Weight:	345 lbs.		
Shipping Weight:	365 lbs.		
97942	Lock & key included		
99961G	Drawer liner kit included		
97904G	Ball bearing slides (pair)		



Roller bearing slides allow heavily loaded drawers to open and close with ease.

Also available in blue 92213B.

15 Drawer - Roller Cabinet

92215	width	depth	height
Overall w/ Casters	40 ¹¹ / ₁₆ "	18"	42 ¹ / ₂ "
1 Drawer	22 ¹ / ₂ "	16 ¹ / ₁₆ "	6 ¹⁷ / ₃₂ "
1 Drawer	10 ⁵ / ₈ "	16 ¹ / ₁₆ "	6 ¹⁷ / ₃₂ "
1 Drawer	36 ¹ / ₂ "	16 ¹ / ₁₆ "	4 ⁵ / ₁₆ "
2 Drawers	22 ¹ / ₂ "	16 ¹ / ₁₆ "	4 ⁵ / ₁₆ "
2 Drawers	10 ⁵ / ₈ "	16 ¹ / ₁₆ "	4 ⁵ / ₁₆ "
4 Drawers	22 ¹ / ₂ "	16 ¹ / ₁₆ "	2"
4 Drawers	10 ⁵ / ₈ "	16 ¹ / ₁₆ "	2"
2 Swivel/2 Fixed 5" x 2" casters			
Capacity:	14,849 cubic in.		
Net Weight:	255 lbs.		
Shipping Weight:	280 lbs.		
97942	Lock & key included		
99966G	Drawer liner kit included		
97905	Ball bearing slides (pair)		



Also available in blue 92215B.

8 Drawer - Side Rider

92408	width	depth	height
Overall	14 ¹¹ / ₁₆ "	18"	37 ¹ / ₈ "
1 Drawer	10 ⁵ / ₈ "	16 ¹ / ₁₆ "	8 ¹ / ₂ "
3 Drawers	10 ⁵ / ₈ "	16 ¹ / ₁₆ "	4 ⁵ / ₁₆ "
4 Drawers	10 ⁵ / ₈ "	16 ¹ / ₁₆ "	2"
Capacity:	5,024 cubic in.		
Net Weight:	110 lbs.		
Shipping Weight:	120 lbs.		
97942	Lock & key included		
99967G	Drawer liner kit included		
97905	Ball bearing slides (pair)		



Heavy-duty casters with cross tread brakes - 5" x 2" - 1,250 lb. load rating.

Also available in blue 92408B.

XL SERIES TOOL STORAGE



Set No. 92002

24 Drawer Tool Box Combination Set

includes: 92119 & 92215



Set No. 92004

22 Drawer Tool Box Combination Set

includes: 92109 & 92213



Set No. 92001B

22 Drawer Tool Box Combination Set

includes: 92117B & 92215B



Set No. 92003

18 Drawer Tool Box Combination Set

includes: 92110 & 92208



XL SERIES FEATURES

- Heavy gauge construction.
- Reinforced front corners.
- Baked enamel finish for superior scratch and chemical resistance.
- Welded heavy-duty lifting handles with 90° stop for easy lifting of top chests.
- Heavy-duty casters with cross tread brakes - 5" x 2" - 1,250 lb. load rating.
- Roller bearing slides allow heavily loaded drawers to open and close with ease.
- Oval handles on roller cabinets allow comfortable gripping.
- Pre-cut oil and moisture resistant drawer liners included.
- Exclusive low profile till allows maximum viewing and access on top chests.
- Hold-in-catch bumper prevents drawers from accidentally opening.
- Gas shocks assist in opening and closing lids on top chests.

Set No. 99002B

30 Drawer Tool Box Combination Set

includes: 92117B, 92215B & 92408B



GT SERIES TOOL STORAGE

DOBCO
EQUIPMENT LTD



FEATURES & BENEFITS

- Chrome trim on drawer pulls provide a professional finished look.
- Single bit keys provide up to 50 different locking combinations for maximum security.
- Welded heavy-duty side handles with 90° stop for easy lifting of top chests.
- Full extension friction slides on all narrow drawers.
- Roller bearing slides on all full width drawers.
- Two 16 gauge reinforcing "C" channels for extra strength; ideal for rolling across uneven floors.
- Heavy-duty casters with cross tread brakes - 5" x 2" - 1,250 lb. load rating.
- Baked enamel finish for superior scratch and chemical resistance.
- Hold-in-catch bumper prevents accidental opening of drawers.
- Double wall construction for added strength.
- Full length handle pulls allow drawers to be opened from any angle.

8 Drawer - Top Chest

95808	width	depth	height
Overall	26 ¹ / ₈ "	17 ¹ / ₂ "	21"
1 Drawer	22 ¹ / ₂ "	16 ¹ / ₄ "	3 ¹ / ₄ "
3 Drawers	6 ³ / ₄ "	16 ¹ / ₄ "	2 ¹ / ₄ "
4 Drawers	22 ¹ / ₂ "	16 ¹ / ₄ "	2 ¹ / ₄ "
Capacity:	6,987 cubic in.		
Net Weight:	103 lbs.		
Shipping Weight:	110 lbs.		
97949	Lock & key included		
97828	Optional drawer liner kit		
97905	Ball bearing slides (pair)		
97907	Drawer slide		



9 Drawer - Top Chest

90119	width	depth	height
Overall	40 ⁵ / ₁₆ "	17 ¹ / ₂ "	21"
1 Drawer*	36 ¹ / ₂ "	16 ³ / ₁₆ "	4 ⁵ / ₁₆ "
4 Drawers	22 ¹ / ₂ "	16 ³ / ₁₆ "	2"
4 Drawers	10 ⁵ / ₈ "	16 ³ / ₁₆ "	2"
* Roller bearing drawer			
Capacity:	9,638 cubic in.		
Net Weight:	155 lbs.		
Shipping Weight:	165 lbs.		
97941	Lock & key included		
99965G	Drawer liner kit included		
97905	Ball bearing slides (pair)		
97907	Drawer slide		



12 Drawer - Top Chest

95812	width	depth	height
Overall	26 ¹ / ₈ "	17 ¹ / ₂ "	21"
1 Drawer	22 ¹ / ₂ "	16 ¹ / ₄ "	3 ¹ / ₄ "
2 Drawers	22 ¹ / ₂ "	16 ¹ / ₄ "	2 ¹ / ₂ "
9 Drawers	6 ³ / ₄ "	16 ¹ / ₄ "	2 ¹ / ₄ "
Capacity:	6,823 cubic in.		
Net Weight:	110 lbs.		
Shipping Weight:	116 lbs.		
97941	Lock & key included		
97826	Optional drawer liner kit		
97905	Ball bearing slides (pair)		
97907	Drawer slide		



5 Drawer - Roller Cabinet

95250	width	depth	height
Overall w/ Casters	26 1/2"	18"	34 1/2"
1 Drawer	22 1/2"	16 1/4"	3 1/4"
1 Drawer	22 1/2"	16 1/4"	6 11/16"
3 Drawers	22 1/2"	16 1/4"	4 1/4"
2 Swivel/2 Fixed 5" x 2" casters			
Capacity:	7,564 cubic in.		
Net Weight:	116 lbs.		
Shipping Weight:	122 lbs.		
97942	Lock & key included		
97831	Optional drawer liner kit		
97905	Ball bearing slides (pair)		



7 Drawer - Roller Cabinet

95907	width	depth	height
Overall w/ Casters	26 1/2"	18"	42 1/2"
1 Drawer	22 1/2"	16 1/4"	4 1/4"
2 Drawers	22 1/2"	16 1/4"	6 11/16"
4 Drawers	22 1/2"	16 1/4"	3 1/4"
2 Swivel/2 Fixed 5" x 2" casters			
Capacity:	11,197 cubic in.		
Net Weight:	154 lbs.		
Shipping Weight:	162 lbs.		
97942	Lock & key included		
97829	Optional drawer liner kit		
97905	Ball bearing slides (pair)		



11 Drawer - Roller Cabinet

95911	width	depth	height
Overall w/ Casters	26 1/2"	18"	42 1/2"
1 Drawer	22 1/2"	16 1/4"	6 11/16"
4 Drawers	10 3/4"	16 1/4"	2 1/4"
6 Drawers	22 1/2"	16 1/4"	3 1/4"
2 Swivel/2 Fixed 5" x 2" casters			
Capacity:	10,972 cubic in.		
Net Weight:	170 lbs.		
Shipping Weight:	178 lbs.		
97942	Lock & key included		
97827	Optional drawer liner kit		
97905	Ball bearing slides (pair)		
97907	Drawer slide		



"C"-Channel Base - Double "C"-Channel reinforcement on inside of bottom on roller cabinets increases load bearing capacity by over 30%. "C"-Channel also keeps box rigid and square.



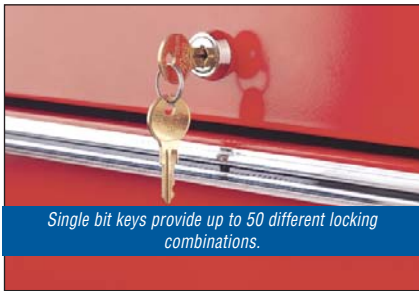
Full extension friction slides on all narrow drawers.

15 Drawer - Roller Cabinet


90215	width	depth	height
Overall w/ Casters	40 11/16"	18"	42 1/2"
1 Drawer	22 1/2"	16 3/16"	6 17/32"
1 Drawer	10 5/8"	16 3/16"	6 17/32"
1 Drawer*	36 1/2"	16 3/16"	4 5/16"
2 Drawers	22 1/2"	16 3/16"	4 5/16"
2 Drawers	10 5/8"	16 3/16"	4 5/16"
4 Drawers	22 1/2"	16 3/16"	2"
4 Drawers	10 5/8"	16 3/16"	2"
*Roller Bearing Drawer			
2 Swivel/2 Fixed 5" x 2" casters			
Capacity:	14,965 cubic in.		
Net Weight:	245 lbs.		
Shipping Weight:	265 lbs.		
97942	Lock & key included		
99966G	Drawer liner kit included		
97905	Ball bearing slides (pair)		
97907	Drawer slide		



GT SERIES TOOL STORAGE



Single bit keys provide up to 50 different locking combinations.



Chrome trim on drawer pulls provide a professional finished look.



8 Drawer - Side Rider

90428	width	depth	height
Overall	14 ¹¹ / ₁₆ "	18"	37 ¹ / ₈ "
1 Drawer*	10 ⁵ / ₈ "	16 ³ / ₁₆ "	8 ¹ / ₂ "
3 Drawers*	10 ⁵ / ₈ "	16 ³ / ₁₆ "	4 ⁵ / ₁₆ "
4 Drawers*	10 ⁵ / ₈ "	16 ³ / ₁₆ "	2"

*Friction slide drawers
 Capacity: 5,063 cubic in.
 Net Weight: 110 lbs.
 Shipping Weight: 120 lbs.
 97942 Lock & key included
 97813 Drawer liner kit included
 97907 Drawer slide

8 Drawer - Left Side Rider

95418 (see 95408 for description and dimensions)



Spacious side compartment for extra storage.



8 Drawer - Right Side Rider

95408	width	depth	height
Overall	18 ³ / ₈ "	18"	37 ¹ / ₂ "
Side Storage	17 ³ / ₄ "	5"	36"
1 Drawer*	10 ³ / ₄ "	16 ¹ / ₄ "	10"
2 Drawers*	10 ³ / ₄ "	16 ¹ / ₄ "	2"
5 Drawers*	10 ³ / ₄ "	16 ¹ / ₄ "	3 ³ / ₁₆ "

*Friction slide drawers
 Capacity: 8,500 cubic in.
 Net Weight: 113 lbs.
 Shipping Weight: 120 lbs.
 97942 Lock & key included
 97945 Side storage lock & key included
 97813 Optional drawer liner kit
 97907 Drawer slide

Set No. 95003
23 Drawer Tool Box Combination Set
includes: 95812 & 95911



Set No. 95004
15 Drawer Tool Box Combination Set
includes: 95808 & 95907



GT SERIES TOOL STORAGE



Set No. 95010

10 Drawer Tool Box Combination Set

includes: 95250 (twice), 97837 & 97824



Set No. 97018

24 Drawer Tool Box Combination Set

includes: 90119 & 90215



GT SERIES FEATURES

- Chrome trim on drawer pulls provide a professional finished look.
- Single bit keys provide up to 50 different locking combinations for maximum security.
- Welded heavy-duty side handles with 90° stop for easy lifting of top chests.
- Full extension friction slides on all narrow drawers.
- Roller bearing slides on all full width drawers.
- Two 16 gauge reinforcing "C" channels for extra strength; ideal for rolling across uneven floors.
- Heavy-duty casters with cross tread brakes - 5" x 2" - 1,250 lb. load rating.
- Baked enamel finish for superior scratch and chemical resistance.
- Hold-in-catch bumper prevents accidental opening of drawers.
- Double wall construction for added strength.
- Full length handle pulls allow drawers to be opened from any angle.

Set No. 95013

35 Drawer Tool Box Combination Set

includes: 95812, 95907, 95408, 95418, 97825 & 97824



PRO SERIES TOOL STORAGE

DOBCO
EQUIPMENT LTD



FEATURES & BENEFITS

- Flush to front construction provides up to 14% more storage space.
- Chrome plated cast drawer handles.
- Full extension friction slides on all drawers.
- "C" Channel reinforced bottom for heavy loads.
- Full length staked piano hinges on top chests.
- Heavy-duty casters with cross tread brakes - 5" x 2" -1,250 lb. load rating.
- Welded heavy-duty side handles with 90° stop for easy lifting of top chests.
- Baked enamel finish for superior scratch and chemical resistance.
- Lid activated rear locking bars on top chests prevent accidental opening of drawers.
- Unique double wall construction for extra strength.

6 Drawer - Drop Front Top Chest

97166	width	depth	height
Overall	26 ¹ / ₈ "	13 ¹ / ₄ "	16 ¹ / ₈ "
1 Drawer	22 ¹ / ₂ "	11 ³ / ₄ "	3 ¹ / ₄ "
2 Drawers	22 ¹ / ₂ "	11 ³ / ₄ "	2 ¹ / ₄ "
3 Drawers	6 ³ / ₄ "	11 ³ / ₄ "	2 ¹ / ₄ "
Capacity:	3,936 cubic in.		
Net Weight:	54 lbs.		
Shipping Weight:	58 lbs.		
97941	Lock & key included		
97836	Optional drawer liner kit		
97907	Drawer slide		



6 Drawer - Top Chest

97106	width	depth	height
Overall	26 ¹ / ₈ "	13 ¹ / ₄ "	16 ¹ / ₈ "
1 Drawer	22 ¹ / ₂ "	13"	3 ¹ / ₄ "
2 Drawers	22 ¹ / ₂ "	13"	2 ¹ / ₄ "
3 Drawers	6 ³ / ₄ "	13"	2 ¹ / ₄ "
Capacity:	4,443 cubic in.		
Net Weight:	52 ¹ / ₂ lbs.		
Shipping Weight:	58 lbs.		
97940	Lock & key included		
97809	Optional drawer liner kit		
97907	Drawer slide		



9 Drawer - Deep Top Chest

97109	width	depth	height
Overall	26 ¹ / ₈ "	17 ¹ / ₂ "	21"
1 Drawer	22 ¹ / ₂ "	17"	3 ¹ / ₄ "
2 Drawers	22 ¹ / ₂ "	17"	2 ¹ / ₄ "
6 Drawers	10 ³ / ₄ "	17"	2 ¹ / ₄ "
Capacity:	7,639 cubic in.		
Net Weight:	93 ¹ / ₂ lbs.		
Shipping Weight:	100 lbs.		
97941	Lock & key included		
97810	Optional drawer liner kit		
97907	Drawer slide		



12 Drawer - Deep Top Chest

97120	width	depth	height
Overall	26 ¹ / ₈ "	17 ¹ / ₂ "	21"
1 Drawer	22 ¹ / ₂ "	17"	3 ¹ / ₄ "
2 Drawers	22 ¹ / ₂ "	17"	2 ¹ / ₄ "
9 Drawers	6 ³ / ₄ "	17"	2 ¹ / ₄ "
Capacity:	7,056 cubic in.		
Net Weight:	100 ¹ / ₂ lbs.		
Shipping Weight:	106 lbs.		
97941	Lock & key included		
97832	Optional drawer liner kit		
97907	Drawer slide		





Welded heavy-duty lifting handles with 90° stop for easy lifting of top chests.



CAN BE STACKED.



Chrome plated cast drawer handles.

3 Drawer - Intermediate Chest

97503	width	depth	height
Overall	26 1/2"	18"	12"
1 Drawer	22 1/2"	17"	3 1/4"
2 Drawers	22 1/2"	17"	2 1/4"
Capacity:	3,108 cubic in.		
Net Weight:	55 lbs.		
Shipping Weight:	60 lbs.		
97942	Lock & key included		
97839	Optional drawer liner kit		
97907	Drawer slide		

9 Drawer - Intermediate Chest

97509	width	depth	height
Overall	26 1/2"	18"	19 3/8"
1 Drawer	22 1/2"	17"	3 1/4"
2 Drawers	22 1/2"	17"	2 1/4"
6 Drawers	10 3/4"	17"	2 1/4"
Capacity:	5,402 cubic in.		
Net Weight:	105 lbs.		
Shipping Weight:	115 lbs.		
97942	Lock & key included		
97810	Optional drawer liner kit		
97907	Drawer slide		



Deep drawers have double slide mechanism.

4 Drawer - Roller Cabinet

97204	width	depth	height
Overall w/ Casters	26 1/2"	18"	34 1/2"
1 Drawer	22 1/2"	17"	10 1/8"
1 Drawer	22 1/2"	17"	6 3/8"
2 Drawers	22 1/2"	17"	3 1/8"
2 Swivel/2 Fixed 5" x 2" casters			
Capacity:	9,169 cubic in.		
Net Weight:	108 lbs.		
Shipping Weight:	115 1/2 lbs.		
97942	Lock & key included		
97811	Optional drawer liner kit		
97907	Drawer slide		

5 Drawer - Roller Cabinet

97250	width	depth	height
Overall w/ Casters	26 1/2"	18"	34 1/2"
1 Drawer	22 1/2"	17"	6 3/16"
4 Drawers	22 1/2"	17"	4 1/4"
2 Swivel/2 Fixed 5" x 2" casters			
Capacity:	8,869 cubic in.		
Net Weight:	112 lbs.		
Shipping Weight:	120 lbs.		
97942	Lock & key included		
97808	Optional drawer liner kit		
97907	Drawer slide		



7 Drawer - Roller Cabinet

97270	width	depth	height
Overall w/ Casters	26 1/2"	18"	42 1/2"
2 Drawers	22 1/2"	17"	4 1/4"
2 Drawers	22 1/2"	17"	6 3/8"
3 Drawers	22 1/2"	17"	3 1/4"
2 Swivel/2 Fixed 5" x 2" casters			
Capacity:	11,857 cubic in.		
Net Weight:	142 lbs.		
Shipping Weight:	152 lbs.		
97942	Lock & key included		
97835	Optional drawer liner kit		
97907	Drawer slide		






Tubular side handles.



9 Drawer - Roller Cabinet

97290	width	depth	height
Overall w/ Casters	26 ¹ / ₂ "	18"	42 ¹ / ₂ "
1 Drawer	22 ¹ / ₂ "	17"	4 ⁵ / ₈ "
2 Drawers	10 ³ / ₄ "	17"	2 ¹ / ₄ "
2 Drawers	22 ¹ / ₂ "	17"	2 ¹ / ₄ "
2 Drawers	22 ¹ / ₂ "	17"	3 ¹ / ₄ "
2 Drawers	22 ¹ / ₂ "	17"	6 ³ / ₈ "
2 Swivel/2 Fixed 5" x 2" casters			
Capacity:	11,676 cubic in.		
Net Weight:	148 lbs.		
Shipping Weight:	156 ¹ / ₂ lbs.		
97942	Lock & key included		
97833	Optional drawer liner kit		
97907	Drawer slide		



Heavy-duty casters with cross tread brakes - 5" x 2" - 1,250 lb. load rating.



11 Drawer - Roller Cabinet

97211	width	depth	height
Overall w/ Casters	26 ¹ / ₂ "	18"	42 ¹ / ₂ "
1 Drawer	22 ¹ / ₂ "	17"	6 ³ / ₈ "
2 Drawers	22 ¹ / ₂ "	17"	2 ¹ / ₄ "
2 Drawers	22 ¹ / ₂ "	17"	3 ¹ / ₄ "
2 Drawers	22 ¹ / ₂ "	17"	4 ¹ / ₄ "
4 Drawers	10 ³ / ₄ "	17"	2 ¹ / ₄ "
2 Swivel/2 Fixed 5" x 2" casters			
Capacity:	12,276 cubic in.		
Net Weight:	155 lbs.		
Shipping Weight:	164 lbs.		
97942	Lock & key included		
97812	Optional drawer liner kit		
97907	Drawer slide		



Pre-cut oil and moisture resistant drawer liner kits available.

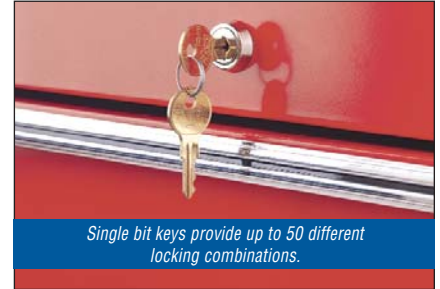


15 Drawer - Roller Cabinet

97216	width	depth	height
Overall w/ Casters	26 ¹ / ₂ "	18"	42 ¹ / ₂ "
1 Drawer	22 ¹ / ₂ "	17"	2 ¹ / ₄ "
1 Drawer	22 ¹ / ₂ "	17"	6 ³ / ₈ "
2 Drawers	22 ¹ / ₂ "	17"	3 ¹ / ₄ "
2 Drawers	22 ¹ / ₂ "	17"	4 ¹ / ₄ "
9 Drawers	6 ³ / ₄ "	17"	2 ¹ / ₄ "
2 Swivel/2 Fixed 5" x 2" casters			
Capacity:	11,400 cubic in.		
Net Weight:	170 lbs.		
Shipping Weight:	180 lbs.		
97942	Lock & key included		
97838	Optional drawer liner kit		
97907	Drawer slide		

Side Rider with 2 Adjustable Shelves

97400	width	depth	height
Overall	15"	14 ⁵ / ₈ "	26"
Capacity:	5,002 cubic in.		
Net Weight:	27 lbs.		
Shipping Weight:	33 lbs.		
97945	Lock & key included		
Can be installed on the left or right			



Single bit keys provide up to 50 different locking combinations.

2 Drawer Side Rider with 1 Adjustable Shelf

97402	width	depth	height
Overall	15"	14 ⁵ / ₈ "	26"
2 Drawers	10 ⁵ / ₈ "	13 ¹ / ₂ "	1 ³ / ₄ "
Capacity:	4,257 cubic in.		
Net Weight:	34 lbs.		
Shipping Weight:	39 lbs.		
97945	Lock & key included		
Can be installed on the left or right			



8 Drawer - Right Side Rider

97408	width	depth	height
Overall	18 ³ / ₈ "	18"	37 ¹ / ₄ "
Side Storage	17 ³ / ₄ "	5"	36"
1 Drawer	10 ³ / ₄ "	17"	4 ¹ / ₄ "
1 Drawer	10 ³ / ₄ "	17"	10 ³ / ₄ "
2 Drawers	10 ³ / ₄ "	17"	3 ¹ / ₄ "
4 Drawers	10 ³ / ₄ "	17"	2 ¹ / ₄ "
Capacity:	9,099 cubic in.		
Net Weight:	111 lbs.		
Shipping Weight:	118 lbs.		
97942	Lock & key included		
97945	Side storage lock & key included		
97906	Ribbed rubber bottom pad for side storage		
97813	Optional drawer liner kit		
97907	Drawer slide		



Tools not included.

8 Drawer - Left Side Rider

97418 (see 97408 for description and dimensions)



PRO SERIES TOOL STORAGE



97002



97003



97004



97007



97008



97009

Set No.	Roll Cabinet	Top Chest	Heavy Duty Base	Left Side Cabinet	Right Side Cabinet	Casters
97002	= 97290	+ 97109	+ —	+ —	+ —	+ —
97003	= 97211	+ 97120	+ —	+ —	+ —	+ —
97004	= 97250	+ 97166	+ —	+ —	+ —	+ —
97007	= 97211	+ 97120	+ 97823	+ 97418	+ —	+ —
97008	= 97290	+ 97109	+ 97823	+ 97418	+ —	+ —
97009	= 97270	+ 97120	+ 97823	+ 97418	+ —	+ —



Set No.	Roll Cabinet	Top Chest	Heavy Duty Base	Left Side Cabinet	Right Side Cabinet	Casters
97005	= 97290	+ 97109	+ 97825	+ 97418	+ 97408	+ 97824
97006	= 97211	+ 97120	+ 97825	+ 97418	+ 97408	+ 97824
97010	= 97211	+ 97120	+ 97823	+ —	+ 97408	+ —
97011	= 97290	+ 97109	+ 97823	+ —	+ 97408	+ —
97014	= 97211 (x2)	+ —	+ 97837	+ —	+ —	+ 97824



HOSPITAL CRASH CART FEATURES & BENEFITS

- Non-marking rubber corner bumpers.
- Welded top corners prevent leakage into cabinet.
- Breakaway security locking bar.
- Roller bearing slides on all drawers.
- Special back board mount on rear.
- Four 5" x 1 1/4" heavy-duty non-marking swivel casters.

7 Drawer - Hospital Crash Cart

99907	width	depth	height
Overall	26 1/2"	18"	42 1/2"
1 Drawer	22 1/2"	16"	4 1/2"
2 Drawers	22 1/2"	16"	6 1/16"
4 Drawers	22 1/2"	16"	3 1/4"
Capacity:	11,197 cubic in.		
Net Weight:	160 lbs.		
Shipping Weight:	165 lbs.		
97839	Optional drawer liner kit		
97836	Casters included		



TRUCK BOX FEATURES & BENEFITS

- Heavy gauge steel for maximum durability.
- Hinges on drop front cover provide protection from exterior elements for longer life.
- Neoprene seal on drop front cover protects contents from dirt, dust and moisture.
- Welded heavy-duty lifting handles with 90° stop for easy lifting of box.
- Full extension friction slides on all drawers.



5 Drawer - Drop Front Truck Box

97505BL	width	depth	height
Overall	26 1/4"	17 1/2"	22"
2 Drawers	22 1/2"	16 1/4"	4 1/4"
3 Drawers	22 1/2"	16 1/4"	2 1/4"
Capacity:	6,500 cubic in.		
Net Weight:	105 lbs.		
Shipping Weight:	110 lbs.		
97842	Lock & key included		
97841	Drawer liner kit included		



UTILITY CARTS & HANDBOXES

2 Tray - Utility Cart

97510	width	depth	height
Overall	30"	16"	32 ¹ / ₈ "
Net Weight:	34 lbs.		
Shipping Weight:	36 lbs.		
Casters:	4" x 1 ¹ / ₄ "		
97511	Optional Centre Shelf		



2 Tray - Heavy Duty Utility Cart

97513	width	depth	height
Overall	30 ⁵ / ₃₂ "	19 ³ / ₈ "	36"
Net Weight:	55 lbs.		
Shipping Weight:	60 lbs.		
Casters:	5" x 1 ¹ / ₂ "		
97516	Optional Centre Shelf		



3 Tray - Utility Cart

97512	width	depth	height
Overall	30"	16"	32 ¹ / ₈ "
Net Weight:	45 ¹ / ₂ lbs.		
Shipping Weight:	48 ¹ / ₂ lbs.		
Casters:	4" x 1 ¹ / ₄ "		



3 Tray - Heavy Duty Utility Cart with Centre Shelf

97514	width	depth	height
Overall	30 ⁵ / ₃₂ "	19 ³ / ₈ "	36"
Net Weight:	65 lbs.		
Shipping Weight:	70 lbs.		
Casters:	5" x 1 ¹ / ₂ "		



Heavy Duty Utility Cart with 3 Drawer Intermediate Chest

97515	width	depth	height
Overall	30 ⁵ / ₃₂ "	19 ³ / ₈ "	36"
Net Weight:	115 lbs.		
Shipping Weight:	122 lbs.		
Casters:	5" x 1 ¹ / ₂ "		



19" Low Profile Box

9101	width	depth	height
Overall	19 ³ / ₄ "	6 ¹ / ₈ "	3 ¹ / ₂ "
Capacity:	328 cubic in.		
Net Weight:	3 ¹ / ₂ lbs.		
Shipping Weight:	4 lbs.		



20" Hip Roof Tool Box

9103	width	depth	height
Overall	19 ³ / ₄ "	7 ¹ / ₈ "	8 ¹ / ₈ "
Capacity:	819 cubic in.		
Net Weight:	9 lbs.		
Shipping Weight:	9 ¹ / ₂ lbs.		
97818	Tote tray included		



Tote trays have wide grip handles for extra comfort.

24" Tool Box with Side Handles

9104	width	depth	height
Overall	24 ¹ / ₄ "	9 ¹ / ₂ "	9 ¹ / ₂ "
Capacity:	1,866 cubic in.		
Net Weight:	17 lbs.		
Shipping Weight:	18 lbs.		
97820	Tote tray included		



Heavy-duty padlock eye for lockable security.

16" Utility Box

9107	width	depth	height
Overall	16"	7"	7 ¹ / ₂ "
Capacity:	840 cubic in.		
Net Weight:	7 lbs.		
Shipping Weight:	7 ¹ / ₂ lbs.		
97816	Tote tray included		



20" Heavy Duty Tool Box

9120	width	depth	height
Overall	20"	8 ¹ / ₂ "	9 ¹ / ₂ "
Capacity:	1,627 cubic in.		
Net Weight:	11 lbs.		
Shipping Weight:	12 lbs.		
97819	Tote tray included		

19" Hand Box

9109	width	depth	height
Overall	19"	7 ¹ / ₈ "	7 ¹ / ₂ "
Capacity:	1,004 cubic in.		
Net Weight:	8 lbs.		
Shipping Weight:	8 ¹ / ₂ lbs.		
97817	Tote tray included		



HANDBOXES & BASE CARRIAGES



Heavy-duty latch for extra security.



Full length piano hinges.



2 Drawer Hand Box

97102	width	depth	height
Overall	22"	8 ³ / ₄ "	10 ¹ / ₂ "
2 Drawers	21"	8"	2 ¹ / ₄ "
Capacity:	1,157 cubic in.		
Net Weight:	19 lbs.		
Shipping Weight:	20 lbs.		
97941	Lock & key included		
97914	Drawer slide		



3 Drawer Hand Box

97103	width	depth	height
Overall	22"	8 ³ / ₄ "	13 ¹ / ₄ "
3 Drawers	21"	8"	2 ¹ / ₄ "
Capacity:	1,555 cubic in.		
Net Weight:	23 lbs.		
Shipping Weight:	24 ¹ / ₂ lbs.		
97941	Lock & key included		
97914	Drawer slide		



18" Cantilever Tool Box

9118	width	depth	height
Overall	18"	10 ¹ / ₈ "	13 ¹ / ₄ "
Capacity:	1,530 cubic in.		
Net Weight:	21 lbs.		
Shipping Weight:	22 lbs.		



21" Hip Roof Tool Box

9119	width	depth	height
Overall	21"	8 ¹ / ₂ "	8 ¹ / ₄ "
Capacity:	1,319 cubic in.		
Net Weight:	12 ¹ / ₂ lbs.		
Shipping Weight:	13 lbs.		
97822	Tote tray included		



9" Slim Line Box for 1/4" Socket Set

93001	width	depth	height
Overall	9"	9 ³ / ₄ "	1 ³ / ₁₆ "
Capacity:	80 cubic in.		
Net Weight:	3 lbs.		
Shipping Weight:	3 lbs.		




12" Slim Line Box for 3/8" Socket Set

93002	width	depth	height
Overall	10 ³ / ₄ "	11 ⁵ / ₈ "	1 ⁹ / ₁₆ "
Capacity:	200 cubic in.		
Net Weight:	4 ¹ / ₂ lbs.		
Shipping Weight:	4 ¹ / ₂ lbs.		

Heavy Duty Base Carriage

97823	width	depth
Overall inside	45 ¹ / ₄ "	18 ¹ / ₄ "
Net Weight:	28 lbs.	
Shipping Weight:	30 lbs.	

Joins 97211, 97270, 97290, 95911, 95907, Roller Cabinets with 97408, 97418, 95408 and 95418 Side Riders.




Does not include casters; use casters included with roller cabinet

Super Heavy Duty Base Carriage

97825	width	depth
Overall inside	63 ⁵ / ₈ "	18 ¹ / ₄ "
Net Weight:	37 ¹ / ₂ lbs.	
Shipping Weight:	39 ¹ / ₂ lbs.	

Joins 97211, 97270, 97290, 95911, 95907, Roller Cabinets with 97408, 97418, 95408 and 95418 Side Riders.




Does not include casters; use 6" x 2" casters #97824

Heavy Duty Base Carriage

97837	width	depth
Overall inside	53"	18 ¹ / ₄ "
Net Weight:	32 ¹ / ₂ lbs.	
Shipping Weight:	34 ¹ / ₂ lbs.	

Joins any two Pro Series or GT Series roller cabinets to make super wide roller cabinet.



Does not include casters; use 6" x 2" casters #97824

6" x 2" Needle Bearing Caster Set

97824	
3,200 lb. Load Rating	
Fits carriage Part No. 97823, 97825 and 97837	
Contains:	2 fixed and 2 swivel casters with brakes.
97847	Brake casters 2 pieces
97848	Fixed casters 2 pieces



5" x 1 1/2" Caster Set

97928	
1,200 lb. Load Rating	
Contains:	2 fixed and 2 swivel casters with brakes.
97930	Brake casters 2 pieces
97929	Fixed casters 2 pieces



5" x 2" Caster Set

97909	
1,400 lb. Load Rating	
Contains:	2 fixed and 2 swivel casters with brakes.
97910	Brake casters 2 pieces
97911	Fixed casters 2 pieces

TOOL ORGANIZERS



Sockets not included



Plastic Socket Organizers

Part No.	Description	Size
94114	Plastic Socket Organizer	1/4" Drive
94211	Plastic Socket Organizer	3/8" Drive
94209	Plastic Socket Organizer	3/8" Drive
94309	Plastic Socket Organizer	1/2" Drive
94306	Plastic Socket Organizer	1/2" Drive
94404	Plastic Socket Organizer	3/4" Drive
94406	Plastic Socket Organizer	3/4" Drive

Plastic Socket Organizer Sets

Part No.	Description	Size
94220	Socket Rack Set	3/8" Drive
94315	Socket Rack Set	1/2" Drive
94410	Socket Rack Set	3/4" Drive

Socket Bars With Clips

Part No.	Length	# Clips	Size
SB060810	6"	10	1/4" Drive
SB070812	9"	12	1/4" Drive
SB111212	12"	13	3/8" Drive
SB111211	11 1/2"	11	3/8" Drive
SB081209	8"	9	3/8" Drive
SB191615	19"	15	1/2" Drive
SB111609	11"	9	1/2" Drive
SB151611	15"	11	1/2" Drive
SB071607	7"	7	1/2" Drive
SB091608	9"	8	1/2" Drive
SB112406	11"	6	3/4" Drive

Sockets not included



Socket Organizers

Part No.	Description	Size
91401	SAE Socket Organizer	1/4" Dr Reg & Deep
91402	Metric Socket Organizer	1/4" Dr Reg & Deep
93801	SAE Socket Organizer	3/8" Dr Reg & Deep
93802	Metric Socket Organizer	3/8" Dr Reg & Deep
91201	SAE Socket Organizer	1/2" Dr Reg & Deep
91202	Metric Socket Organizer	1/2" Dr Reg & Deep



Socket Organizer

94972	Size
Overall	21 1/2" x 16"
Holds	169
	1/4"-3/8"-1/2" Dr. Sockets & 3 Ratchets

Wrench Organizers

Part No.	Description
94772	Wrench Organizer (Holds 72 pieces) Overall Size: 21 1/2" x 16"
94715	Wrench Organizer (Holds 15 pieces)
94711	Wrench Organizer (Holds 11 pieces)



94772



94715

Gripper Stubby Wrench Organizer

94812	Size
Overall	10" x 2 1/4"
Holds 11 wrenches	



Gripper Wrench Organizers

Part No.	Description
94815	Gripper Wrench Organizer (Holds 15 pieces)
94811	Gripper Wrench Organizer (Holds 11 pieces)
94809	Gripper Wrench Organizer (Holds 9 pieces)



Tray Organizer

94707	Size
Overall	22" x 16"



Magnetic Rectangular Tray


89922	Size
Overall	9 1/2" x 5 1/2"



Tools not included

Side Shelf

9130	Size
Overall	15 ¹ / ₄ " x 17 ³ / ₄ "
Fits any roller cabinet	
Net Weight:	9 lbs.



Half Width Double Depth Drawer

97806	Size
Overall	10 ³ / ₄ " x 17 x 4 ³ / ₄ "
Net Weight:	4 ¹ / ₂ lbs.
Fits 97109, 97211, 97408 & 97418	

Hose & Cable Holder

97500	Size
Overall	9 ⁵ / ₈ " x 5"
Fits any roller cabinet	
Net Weight:	1 lb.



Hose not included.

Solid 1¹/₂" Thick Maple Work Bench Top

97801	Size
Overall	17 ⁷ / ₈ " x 17 ⁵ / ₈ "
Net Weight:	9 ¹ / ₂ lbs.
Fits 97408, 97418, 95408 & 95418	



Optional Utility Cart Centre Shelf

97511	width	depth	height
Overall	30"	16"	3 ³ / ₈ "
Capacity:	1,620 cubic in.		
Net Weight:	12 lbs.		



Optional Utility Cart Centre Shelf

97516	width	depth	height
Overall	30 ⁵ / ₃₂ "	19 ³ / ₈ "	3 ³ / ₈ "
Capacity:	1,962 cubic in.		
Net Weight:	14 lbs.		



Solid 1¹/₂" Thick Maple Work Bench Top

97802	Size
Overall	17 ⁷ / ₈ " x 44 ³ / ₄ "
Net Weight:	29 lbs.
Fits 97211, 97270, 97290, 97408, 97418, 95907, 95911, 95408 & 95418	

Tool Box Cover

97849	width	depth	height
Overall	28 ¹ / ₂ "	18 ¹ / ₂ "	58 ¹ / ₂ "

Tool Box Cover

97850	width	depth	height
Overall	43 ¹ / ₂ "	19"	58 ¹ / ₂ "

Tool Box Cover

97851	width	depth	height
Overall	44"	24 ¹ / ₂ "	58 ¹ / ₂ "



Tool Box Cover

97852	width	depth	height
Overall	68 ¹ / ₂ "	18"	58"

Tool Box Cover

97853	width	depth	height
Overall	47"	18"	58"