



DMA-Aero

# MPS27C

## Extended Range Air Data Test Set

- Independent Ps and Pt control
- RVSM compliant
  - 5000 hour pump warranty
  - 4 hour battery back-up
  - Multiple line switching option



# MPS27C Precision Digital Air Data Test Set

## SUPPLYING AIR DATA TEST SETS TO THE WORLD

DMA traces its origins back to 1938, mainly as a test equipment manufacturer to support European aviation requirements. Today DMA supply precision Air Data Test Sets and other aviation ground support equipment to aircraft manufacturers, repair stations and operators throughout the world.

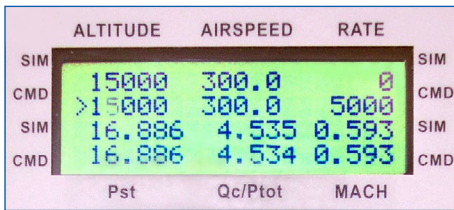
## FLIGHT LINE TESTER FOR DEMANDING APPLICATIONS

The MPS27C is a two channel digital technology portable Air Data Test Set incorporating many standard features normally found on more expensive test instruments. The construction is both rugged and rainproof for demanding flight line use. The unit is housed in a single wheeled case with a stowable handle.

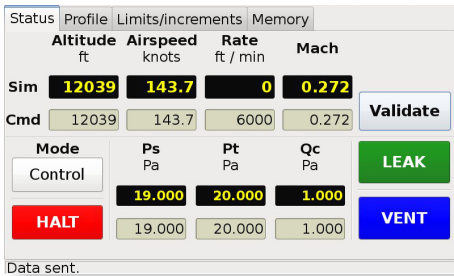


## EASY INTUITIVE INTERFACE

Using logical key press routines the MPS27C is easy to use by both beginners and experts. Testing and troubleshooting can be performed via the built-in intuitively arranged color-coded keypad and large 4 x 20 character backlit display. For a remote location such as the flight-deck, three control options are available: the Hand Held Remote Control, the Touch Screen Remote Control or a wireless Bluetooth connected PDA. All the important air data functions are simultaneously displayed on all interfaces, constant screen or menu changes are not required. Readings of both commanded and measured test values are displayed.



Laboratory testing can also be performed by a PC connected via RS232 to the remote hand terminal connector. The comprehensive manuals include all the control instructions. ADWIN software is available as a ready-to-run PC based interface.



## ACCURACY ACHIEVED BY THE END OF SELF TEST

A vibrating element absolute transducer is utilized for the static, altitude channel and a differential transducer for the Qc/Pt, airspeed channel on the standard instrument. A High range version utilizes twin vibrating element sensors which also offer improved accuracy. Pressure and temperature characterization is applied to the sensors ensuring very high accuracy is achieved at all operating pressure values, without any significant warm-up time.

## EXCLUSIVE 5000 HOUR PUMP LIFE WARRANTY


The MPS27C is a rugged flight line instrument designed for low maintenance. The internal pressure and vacuum pumps run only on demand, extending the pump life and carrying a 5000 hours industry exclusive warranty (see specification for details), based on test set running hours.

## AUTOMATED CALIBRATION

Calibration, performed by software, is fast and simple since no mechanical adjustments are required. Calibration factors are password protected for security. The resultant accuracy of the vibrating element sensors exceeds the RVSM industry requirements.

## FLEXIBLE MULTIPLE LINE SWITCHING OPTION

The MPS27C standard 2 connectors for altitude and airspeed can optionally be changed to independently addressable ports configured to control up to 8 lines of isolation: 4 ports for static and 4 ports for pitot.



This multiple line switching permits fast and safe isolation of the lines to isolate leaking channels. Control is possible from any of the local or remote user interfaces. Combinations of line switching are also possible for numerous fault finding routines.

## LOW POWER CONSUMPTION FOR HIGH RELIABILITY

Careful consideration during the design process ensures low power consumption giving minimal internal temperature rise which consequently results in high reliability: typically 90 VA power consumption from the AC line.

## INTERNAL BATTERY FOR SAFETY AND VERSATILITY

The MPS27C is equipped with internal rechargeable batteries which provide an emergency power supply able to give up to four hours of full operation. This battery power feature also ensures that operation away from available AC supplies causes no problems to the operator. For those occasions when the AC power fails during a test there is a complete and seamless transfer over to the battery power permitting testing to continue and safe shutdown with total control.

## BUILT IN SAFETY LIMITS FOR UUT PROTECTION

The MPS27C is designed for maximum safety during testing. Key DMA design features protect both the test set and the systems under test. Negative Qc, a pressure condition of Ps greater than Pt, is prevented in both manual and automatic operation. In the unlikely situation where both AC and internal battery operation is not possible the Unit Under Test (UUT) is safely isolated and can be manually vented preventing instrument and test set damage.

Numerous preset factory or user programmed safe limits are provided to prevent damage to the UUT. These limits can be modified by the user either temporarily or permanently, with password protection if desired.



DMA-Aero



Optional Touch Screen Remote Control. Includes USB port for test program storage on USB memory



Optional Hand Terminal provides intuitive user interface with back-lit display and color coded keypad

Rugged splashproof case with wheels, stowable handle and removable lid

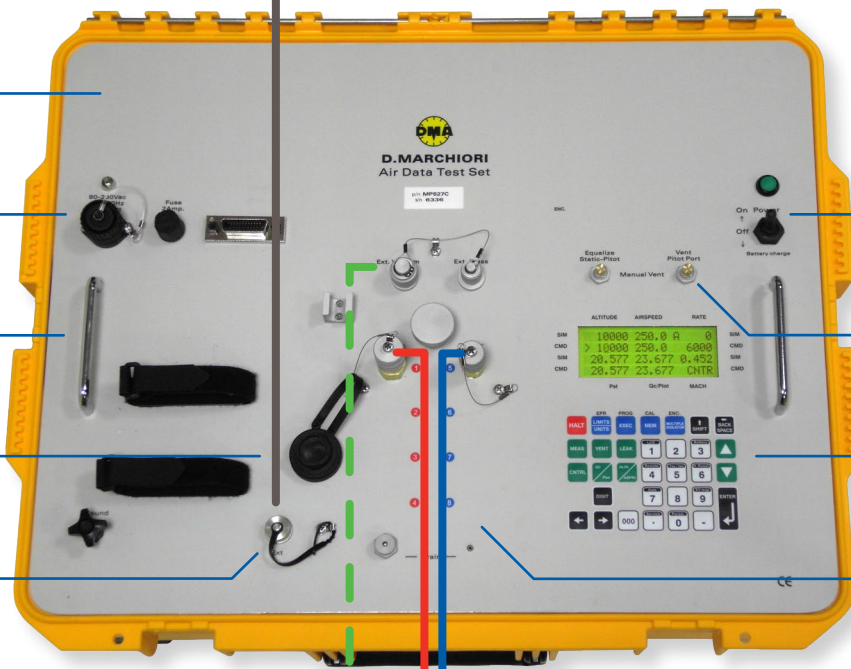
Universal power input with 28 VDC Option

Low power consumption for high accuracy and reliability

USB port for USB memory

Terminal connector and RS232 port

Vacuum supply for static adapters



ARINC429, IEEE488 and Altitude encoder interfaces available as options

Internal 4 hour battery for safety and versatility

Manual vents for Static and Pitot

Local back-lit display and color coded keypad for laboratory use

Optional multiple line switching. 2+2, 3+3 or 4+4 static and pitot

2 Channels of independent pressure control for Static and Pitot



A wide range of pitot-static adapters and adapter kits are available from DMA





DMA-Aero

# MPS27C Standard Specifications

PARAMETER	RANGE		RESOLUTION		ACCURACY [6]		
	MEASURE	CONTROL	MEASURE	SETPOINT			
STATIC	Altitude (ft)	-3,000→99,999	-3,000→80,000	1	1	± 3 @ SL [1] ± 5 @ 30,000 ± 20 @ 60,000	
	Vertical speed	Standard (ft/min)	0→6,000	0→6,000	5 @ < 1,500 [3]	1	± 10 ± 1% of setting
		High rate [2] (ft/min)	0→99,999	0→50,000			
Static (inHg abs) (hPa abs)	0.3→33.3 10→1130	0.8→33.3 27→1130	0.001 0.01	0.001 0.01	± 0.003 ± 0.1		
PITOT	Airspeed	Standard [3] (kts)	5→700 [4]	5→700 [4]	1 @ < 50 0.1 @ > 50	0.1	± 0.5 @ 50 ± 0.1 @ > 500
		Ultra low speed function [5] (kts)	5→200	5→200	0.1 @ > 20		± 0.001 inHg
	Airspeed slew rate (kts/min)	0→800	0→800	10	10	± 10 ± 1% of setting	
	Mach No. (mach)	0→10	0→10	0.001	0.001	< ± 0.002	
	Pitot (Qc)	Standard (Qc) (inHg diff) (hPa diff)	0→31 0→1040	0→31 0→1040	0.0001 0.01	0.0001 0.01	± 0.003 ± 0.1
		Option I (Qc) (inHg diff) (hPa diff)	0→50 0→1690	0→50 0→1690			± 0.005 ± 0.17
		Option J (Pt) (inHg abs) (hPa abs)	0.8→103 0.8→3500	0.8→103 0.8→3500			± 0.005 ± 0.17
Engine Pressure Ratio (EPR)	1→2.5 @ SL	1→2.5 @ SL	0.001	0.001	0.001		

Notes: Control capability on all load volumes : Static: 0 to 125 cu. in. (2 L), Pitot: 0 to 80 cu. in. (1.3 L). Larger volumes acceptable

<sup>1</sup> For option J2, accuracy improved to ± 2 @ Sea level (SL), ± 4 @ 30,000, ± 15 @ 60,000

<sup>3</sup> 10 above 1,500 ft/min, 25 above 3,000 ft/min, 50 above 6,000 ft/min, 100 above 12,000 ft/min

<sup>5</sup> Activated on request, below 200 kts

<sup>6</sup> Total accuracy includes all metrological uncertainty contributions for the pressure measured. Metrological data has full traceability to NIST.

<sup>2</sup> High rate achievable into small system volumes

<sup>4</sup> Option J1, range is 25 → 850 kts. Option J2, range is 5 → 1,000 kts.

## STANDARD TEST FUNCTIONS

- Pressure/vacuum generation
- Automatic leak check
- Controlled venting to ambient
- Altitude/airspeed input
- Static/dynamic(Qc)/total pressure input
- Altitude/airspeed rates input
- Mach Number input
- EPR generation
- TAS / IAS toggle, TAS temperature correction
- Altitude offset correction
- 30 user test programmed profiles of 26 steps
- Ultra low speed (5 to 200 kts) for improved accuracy and stability
- USB port for USB memory device to store results and download test programs
- Audible indication when approaching set point

## DISPLAYED UNITS

Altitude: ft, m  
 Airspeed: kts, km/h, mph  
 Pressure: InHg, hPa, kPa, Pa, psi, mmHg

## DISPLAY AND KEYPAD

Integral display and keypad in splashproof and shock protected front panel.

Backlit LCD displays all test parameters.

## CALIBRATION

One year interval, performed using software.

## PHYSICAL SPECIFICATIONS

Weight: 66 lbs. (30 kg.)  
 Dimensions: L 24.6 x W 19.7 x H 11.7 in.  
 (L 625 x W 500 x H 300 mm)  
 Connections: Quick release Hansen fittings.

## ENVIRONMENTAL

Temperature range  
 Operating: -5°C to +50°C  
 Storage: -20°C to +70°C  
 Splashproof and shockproof. CE compliant.

## POWER SUPPLY

Universal power supply: 90-240 VAC; 50-400 Hz.  
 100 VA  
 4 hours operation internal rechargeable battery

## WARRANTY

Unit: 2 Years  
 Pumps: 5000 running hours or 4 years,  
 whichever expires first

## OPTIONS

- A0** 28 VDC Power supply: (18 to 30 VDC)
- B4** IEEE488 GPIB control (RS232 is standard)
- B5** ARINC429 monitoring interface
- B7** Gray code altitude device read-out
- E** Up to 4 + 4 multiple isolators (refer to DMA for option variations)
- F2** ADWIN PC Control software (locked to S/N)
- F4** ADWIN PC Control software (unlocked)
- G0** Hand held remote control unit: 4 x 20 characters LCD with 15m extension cable
- J1** Extended range (850 knots, 2 pumps)
- J2** Extended range (1000 knots, 2 pumps) with absolute resonant transducer for Pitot
- W2** Extended operating range -40°C to +50°C
- Custom Pitot/Static connections available

## ASSOCIATED PRODUCTS

MPSRE Touch screen remote control  
 Pitot-static adapters  
 Pressure indicators/transfer standards



Ongoing development results in specifications being subject to change without notice



DMA-Aero

11 Old Sugar Hollow Road  
Danbury, CT 06810

Tel: 203 790-8371  
Fax: 203 743-2051

E-mail: sales@dma-aero.com  
Web: www.dma-aero.com

Representative