

eborcraft

abbey
fusion
gemini
minster
odyssey
oracle



INDEX

abbey page 1



fusion page 7



gemini page 15




minster page 21



odyssey page 27



oracle page 35



abbey

DESKS | STORAGE | TABLES | WORKSTATIONS



WORKSTATIONS

Eborcraft's Abbey range of desking, meeting tables and storage offers classic, modular furniture so versatile it can cater for entire office systems or individual desking requirements.

All manufactured in a choice of real wood veneers, the Abbey range makes the beauty of natural wood furniture accessible for the whole office and enables desking areas to be co-ordinated with functional storage solutions in matching veneer finishes.



Steamed Beech

Modular Abbey workstations and desks offer a variety of different combinations and configurations to make effective use of floor space in both open plan offices and call centre environments.

The stylish line of the wave desk provides a comfortable working area using a simple, streamlined shape and a contemporary cantilever base to increase the appearance of space.

Ash



Desk-end semi-circular tables and desk-high pedestals provide additional top space and practical meeting points, while a choice of three or four drawer under-desk pedestals offer personal storage.

Core workstations easily facilitate team working and allow configurations of up to five desks to suit high density VDU applications.

For a more classic appearance, the slab end workstation combines quality with elegance. Fixed wave extensions and quadrant bookcases illustrate the modular options that can be incorporated to create additional space and an individual look.



Oak

STORAGE



Filing cabinets in a choice of two drawer, three drawer or four drawer, together with side filer units, offer co-ordinated local file storage.



Hinged door storage, coupled with a sliding glass door bookcase, combines practical storage with a professional display area, ideal for managerial offices and executive areas.



Lateral storage makes excellent use of floor space, providing high volume storage within an impressive piece of furniture. Hinged door and tambour fronted options allow shelves, hanging rails and filing frames to be attractively concealed with contents securely locked away.

MEETING AND CONFERENCE TABLES

The Abbey Conference range offers distinctive, flexible solutions for conference, meeting and training areas. Meeting tables are available in a variety of different sizes to seat between four and twelve people, with a range of top shapes and a choice of leg styles.





Maple

A simple, rectangular slab end table can be easily adapted for executive and managerial offices by adding a slab end extension to create a more imposing desk that offers additional space and prestige.



Walnut

Combining a slab end wave desk with a wave fixed extension provides a stylish alternative to more traditionally shaped managerial desks whilst still achieving a professional, attractive appearance.






Cherry Shade 3

Adding a desk-end teardrop table creates a more versatile managerial desk that offers extended working space and a convenient area for small or informal meetings. The silver cantilever supports, together with the linked table and the sweeping bow front of the desk, have an imposing quality that makes this configuration unmistakably managerial.


VENEERS
OPTIONS

abbey



fusion


MODULAR RECEPTION COUNTERS





Fusion is a modular system of contemporary reception furniture, finished with high quality wood veneer and featuring clean contemporary lines.

The Fusion system combines curved, or square counter modules, with a choice of wood or silver finished end panels. To add a bespoke style, choose from a combination of veneers or stylish aluminium inlays.



Featured in quarter cut Walnut veneer

Fusion reception desks are also available in non-wood finishes, like our contemporary high pressure laminates.

So, no matter what style of reception you wish to achieve, the range of Fusion colourways and styles can work for you.



Increasingly important for today's reception is the provision for a DDA unit. These are designed to incorporate recessed panels that accommodate wheelchair access.



Featured in white laminate with turquoise green privacy screen



The flexibility and practical nature of the Fusion system enables endless configurations to be designed.

Many features are available to individualise your Fusion counter, including distinctively shaped turrets, the incorporation of the company logo or message into the veneer, glass shelves, privacy screens and a bag shelf.



Stunning wood veneers with the option of unique crossbanded veneered tops, radial veneer tops and the combination veneering of the front panels provide for an impressive reception to any organisation.

Featured in Maple and Bird's Eye Maple combination, with matching crossbanded counter top.

High counter tops provide the advantage for visitors of a surface on which to write, whilst at the same time affording a degree of privacy to the receptionist.

Fusion counters can be fitted with the glass shelf option, which not only provides an attractive transition between the two counter levels, but also gives the counter a stylish focal point.



Front panel in Crown Cut Oak veneer; Counter tops in English Pippy Oak veneer



Fusion reception desks are manufactured with the customer's choice of end panel. These can be either wood in the same veneer as the desk, or silver painted for a more contemporary appearance.


Cable port and wire management systems can be easily incorporated.



Veneer Options




Ash



Steamed Beech




Cherry Shade 3



Kevasingo Shade 3



Oak




Sapele Shade 3



Bird's Eye Maple



American Black Walnut



Crown Cut Maple



English Pippy Oak

Crossbanded Veneer Options

Crossbanding is a decorative effect achieved by combining two veneers with a fine inlaid band to create an attractive border.



Maple/
Natural Cherry




Bird's Eye Maple/
Maple



English Pippy Oak/
Oak




Bird's Eye Maple/
Natural Cherry



Kevasingo Shade 3/
Sapele Shade 3



Maple/
American Black Walnut



Burr Walnut/
American Black Walnut

Combination Veneer Options

Combination veneering is a contemporary way of creating a dramatic appearance using contrasting veneers.




Maple/Madrona



Maple/Zebrano



Oak/Burr Oak



Wenge/Zebrano



American Black Walnut/
Burr Ash



American Black Walnut/
Figured Maple



Gemini

TILT TOP TABLES





Flexible and space-saving - that's Gemini, the innovative new range of modular conference furniture.



Gemini modules are easy to link together and just as easy to tilt upright for wheeling into storage.



Rectangular and semi-circular combinations in Oak veneer, with Oak crossbanding

The four Gemini modules - rectangular, semi-circular, annular and trapezoidal - are all designed to link together in any variety of changeable combinations, making Gemini a flexible and economic choice.



Modesty panels in matching veneer can be fitted as an option.

Rectangular and annular combinations in Ash veneer, with American Black Walnut crossbanding, and featured with optional modesty panel



For heavy-use environments, Gemini can be supplied with a high-pressure laminate finish which combines the need for durability with a choice of attractive contemporary colours.



For visual impact, it is hard to beat the beauty of real wood veneer, with its richness of colour and striking wood grain.

Rectangular and trapezoidal modules in Light Grey laminate

Rectangular and trapezoidal modules in Cherry Shade 3 veneer

FRAMES



Matt silver frame



Polished chrome frame

Gemini modules can be tilted upright when not in use, and stored vertically in order to save space.



The tilting mechanism can be operated quickly and easily by one person, and fitted wheels make the tables easy to manoeuvre.



MODULES



Rectangular



Semi-circular




Annular




Trapezoidal

Laminate Options




Veneer Options



Crossbanded Veneer Options

Crossbanding is a decorative effect achieved by combining two veneers with a fine inlaid band to create an attractive border.



Other veneer and crossbanding options are available on request

minster

DESKS | STORAGE | TABLES | WORKSTATIONS



Eborcraft skilfully combines over 100 years of experience with a modern manufacturing environment to produce beautifully hand finished, natural wood veneer office furniture. Catering for individual requirements through its bespoke service, Eborcraft creates not merely desking, storage or meeting tables, but fine pieces of furniture.



The premium Minster range combines beautifully co-ordinated storage and pedestals with meeting tables and desks to offer versatile whole room solutions. Designed as a modular system, furniture can be easily arranged to suit both private working rooms and group meeting areas, making it ideal for managerial and executive offices.



Using traditional craftsmanship, furniture from the Minster range can be given a unique appearance by crossbanding a choice of exotic veneers. Intricate inlay details combine the finest real wood veneers to achieve exquisite decorative effects.



Stylish linked meeting tables in matching wood veneers make the elegant Minster furniture both practical and professional.

Classic furniture can be given a contemporary twist for more informal and relaxed meeting areas by selecting a modern cylindrical or conical base, stylishly fused with metal.



Discreet fridge options incorporated into storage complete a fully functional and co-ordinated working environment.



Maple and American Black Walnut



In a choice of slab end or bow fronted, Minster workstations discreetly cater for modern technology with an integral cable management system.

The Minster range offers a wide choice of real wood veneers to suit a variety of tastes, from rich Cherry, to popular Maple, exotic Bird's Eye Maple and premium English Pippy Oak. Each veneer is carefully selected for its quality and appearance.



Veneer Options



Ash



Steamed Beech




Cherry Shade 3



Kevasingo Shade 3



Oak



Sapele Shade 3



Bird's Eye Maple



American Black Walnut



Crown Cut Maple



English Pippy Oak

Crossbanded Veneer Options

Crossbanding is a decorative effect achieved by combining two veneers with a fine inlaid band to create an attractive border.



Maple/
Natural Cherry




Bird's Eye Maple/
Maple




English Pippy Oak/
Oak




Bird's Eye Maple/
Natural Cherry



Kevasingo Shade 3/
Sapele Shade 3



Maple/
American Black Walnut




Burr Walnut/
American Black Walnut

HANDLES


Handle Options



Standard
- Brushed metal



Optional extra
- Chrome



Optional extra
- Wood

Other veneer and crossbanding options are available on request

odyssey

MODULAR STORAGE FURNITURE



Flexible, streamlined and modular - the Odyssey wall storage system offers a range of contemporary wood veneer storage units with a number of stacking combinations to create stunning wall storage with a fitted furniture impression.



Odyssey creates the impression of a traditional storage wall, but without the drawbacks associated with a bespoke installation. Modular units allow Odyssey to be a flexible system that can provide a variety of different storage functions and can be built up to your desired height and width.





The beauty of Odyssey is that all your storage needs can be housed in one co-ordinated piece of furniture with a variety of crossbanded and combination veneer options for added decorative effect. Highly functional yet magnificently beautiful, the Odyssey system presents professional modular storage that is ideal for executive offices and boardrooms.

Maple/American Black Walnut



Odyssey is so versatile that it can be easily fitted into an alcove situation without the need for bespoke joinery.

Oak

optional features



Flip-top door



Wire management




Filing drawer



Oak

To accommodate different room sizes and maximise office space, Odyssey can also be neatly fitted around corners.



Spot light



Fixed filing frames



Fridge



Dry wipe



Maple/Zebrano

Panel Design Options

Contemporary combination veneers or crossbanding options can be selected with a rectangular or diamond inset design for added impact. Co-ordinating desking is also available to complete the streamlined look and enable the workplace to have the appearance of a bespoke suite.



Diamond




Rectangle

Veneer Options




Ash



Steamed Beech




Cherry Shade 3




Kevasingo Shade 3




Oak




Sapele Shade 3




Bird's Eye Maple



American Black Walnut



Crown Cut Maple



English Pippy Oak

Crossbanded Veneer Options

Crossbanding is a decorative effect achieved by combining two veneers with a fine inlaid band to create an attractive border.



Maple/
Natural Cherry




Bird's Eye Maple/
Maple



English Pippy Oak/
Oak




Bird's Eye Maple/
Natural Cherry



Kevasingo Shade 3/
Sapele Shade 3



Maple/
American Black Walnut



Burr Walnut/
American Black Walnut

Combination Veneer Options

Combination veneering is a contemporary way of creating a dramatic appearance using contrasting veneers.




Maple/Madrona



Maple/Zebrano



Oak/Burr Oak



Wenge/Zebrano



American Black Walnut/
Burr Ash



American Black Walnut/
Figured Maple

Other veneer and crossbanding options are available on request



oracle

BOARDROOM FURNITURE





Eborcraft's latest Oracle collection takes boardroom furniture to a new level. A greater choice of beautiful wood veneers, including such stunning new options as Wenge and Smoked Swiss Pear ... unusual new crossbanding designs featuring dramatic veneers such as Zebrano and Madrona ... innovative new features such as illuminated frosted glass panels inset into the table ... and most importantly in today's high-tech office environment, the option to incorporate visual aids and a wire management system into many of the new Oracle tables.

Barrel-shaped table in Oak, with English Pippy Oak inlay, on Oak arrowhead bases



One of the special attractions of the Oracle collection is that a combination of veneers and patterns can be used to create a boardroom table which is as unique as it is beautiful. With the table featured here, walnut and maple have been crossbanded to achieve a "traditional" appearance, but then given a strikingly contemporary appeal by inlaying burr walnut in a contrasting geometric design.



This conical base enables a wire management system to be invisibly incorporated, operated by a retractable power management module which is neatly fitted into the table top.

Top picture: Oval-shaped table in American Black Walnut crossbanded with Maple and with Burr Walnut inlay, on pedestal bases with polished chrome finish

Bottom picture: Alternative conical bases



A special feature of tables in the Oracle collection is that the edges can be finished with either a matching or contrasting veneer. The Smoked Swiss Pear table featured below has a Maple edging to complement the inlay, giving it an unusual and eye-catching appearance.



Top picture: Semi-circular ended table in Smoked Swiss Pear (bespoke) with Bird's Eye Maple inlay, on domed pedestal bases with polished chrome finish



A dramatic optional addition to the rectangular table pictured below is the frosted glass illuminated panel with stainless steel rim, transforming a classic-shaped table to a modernistic design.



Rectangular table in American Black Walnut on slab-end bases



Boardroom furniture is often as much about prestige as functionality. This stunning boardroom table, designed to seat up to 26 people, creates an immediate impact and is just one of many bespoke designs which Eborcraft has manufactured.



Barrel-shaped table in Maple, with Burr Walnut inlay on aerofoil bases

The Smoked Swiss Pear table pictured below is discreetly fitted with a wire management system concealed in the cylindrical base. It is operated via a slimline power management module, which neatly retracts into the table top and is covered by a flush-fitting cap.



The impression conveyed by a boardroom table can be dramatically altered according to the style of base which is fitted. In previous pages, the smoked Swiss Pear table pictured above was featured with a choice of chrome bases for an ultra-contemporary appearance, whilst here a cylindrical wood base combines a modern style with a traditional material to give it a timeless appearance suitable for any corporate environment.



Semi-circular ended table in Smoked Swiss Pear (bespoke) with Bird's Eye Maple inlay, on cylindrical bases



Visual table design in Maple with Madrona inlay (bespoke), on square bases




A selection of tables within the Oracle collection can be fitted with wire management systems, which are neatly concealed within the base by a discreet removable panel.



Top picture: Dual curve table in Maple and Zebrano crossbanding (bespoke) on aerofoil bases
Bottom picture: Alternative extended cylindrical bases

A classic rectangular table can be given a bespoke appearance by inserting a contrasting veneer to form a unique pattern. Any inlay design can be specified, including logos.

A choice of control panel for the wire management system is available. Both options are inset into the table top to give an unobtrusive appearance.




The impact of a table can be enhanced simply by increasing the depth of the table top, as this top with 50mm thickness demonstrates.



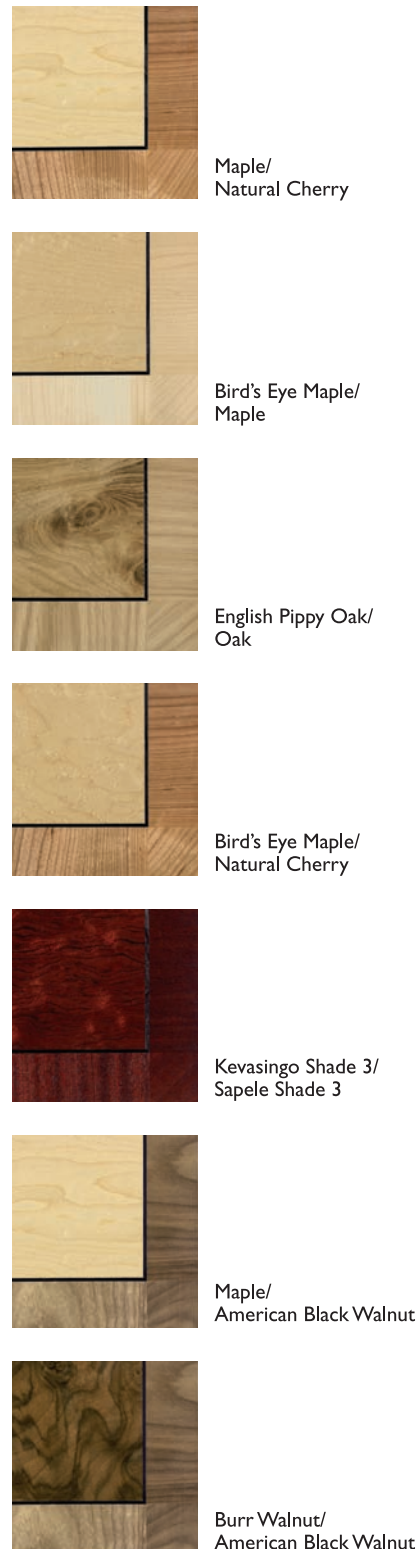
Top picture: Rectangular table in American Black Walnut with Burr Ash inlay detail, on slab-end bases
Bottom picture: Rectangular table in Wenge (bespoke) on square bases

Veneer Options



Crossbanded Veneer Options

Crossbanding is a decorative effect achieved by combining two veneers with a fine inlaid band to create an attractive border.



Edge Options



Other veneer and crossbanding options are available on request

eborcrafft

Eborcraft Limited

Chessingham Park, Dunnington, York YO19 5SE

T 01904 481020

F 01904 481022

www.eborcraft.co.uk

www.eborcraft.ltd.uk

sales@eborcrafft.co.uk



Certificate Number 3770
ISO 9001: 2008

See separate price list for dimensions and specifications. We reserve the right to alter specifications without prior notice. E & OE. Colours shown are as accurate as the printing process will allow. We recommend that you ask your retailer for a veneer sample prior to order.

eborcraft avid
gemi
fusion
oracle
minster



1. In these Conditions:

'We' 'us', 'our' or 'the Company' shall mean Eborcraft Limited; 'you', 'your' or 'the Customer' shall mean the person, firm, company or organisation with whom a Contract is concluded; 'Conditions' shall mean these Terms and Conditions of Business including any variation or amendment made in accordance with paragraph 2; 'Contract' shall mean any contract for the sale and/or supply of Goods concluded between the Customer and the Company; 'Goods' shall mean any office furniture, equipment or associated goods offered for sale or supply by the Company. These Conditions set out the terms prevailing at the time of print upon which we are prepared to enter into a Contract with you. The Conditions will supersede and apply to the complete exclusion of any other terms or conditions and may not be varied or amended without our express prior agreement in writing. These Conditions may be varied by us at any time without prior notice and reference should be made to our website www.eborcraft.co.uk for the latest Terms and Conditions of Business.

3. Prices

All prices quoted for Goods are subject to alteration without prior notice and will be charged at the rates ruling at the date of despatch. All prices for Goods are exclusive of VAT, which will be charged at the rate ruling at the date of despatch. Any order for Goods of less than £2,000 retail value will be subject to a £80 Nett surcharge and we reserve the right to charge additionally for delivery. These additional charges if any will be confirmed at point of order.

4. Payment

All sums invoiced pursuant to any Contract are payable by you on the last business day of the month next following the month in which the relevant Goods are delivered, time being of the essence. Any failure to pay on the due date will result in the immediate suspension of all further deliveries of Goods until payment has been received and we shall have the right to require payment in advance as a condition of making any further deliveries. We shall have the right to charge interest pursuant to the Late Payment of Commercial Debts (Interest) Act 1998 on any sums not paid on their due date

5. Delivery

Unless we have specifically agreed alternative arrangements in writing, all Goods will be delivered to your business premises address, delivery direct to your end customer will be subject to an additional charge of 5% of the Contract price with a minimum charge of £100 net. You accept that it is your responsibility to ensure the provision of adequate assistance to our driver for unloading of the Goods at the time of delivery

6. Ownership

Notwithstanding delivery, title and property in all Goods will remain with us until we have received payment in full for (a) all Goods subject of the Contract and (b) all Goods supplied to you under any Contract whatsoever. Risk in all Goods will pass to you from the moment of delivery. Until we have received full payment for any Goods delivered to you, you will hold them as bailee for us, you will ensure they are clearly marked as our property and stored separately from any other goods. If you sell any Goods before title has passed to you, you shall be deemed to have sold them as our fiduciary agent (although such agency will not give you any right to bind us to any contract with your customer) and you will hold any proceeds of such sale in trust on our behalf in a separate account clearly denoted as being held on our behalf.

7. Default/Insolvency

If any sum due to us under a Contract is not paid on the due date or if you become insolvent or any step is taken to place you into liquidation or bankruptcy or if you have any receiver or administrator appointed over your business or affairs: (a) we shall have the immediate right to require the return of any Goods which have not been paid for and to enter your premises for the purposes of collecting them; (b) We shall be under no further obligation to deliver any Goods to you and we shall have the right to cancel all outstanding Contracts whilst retaining the right to claim from you any losses incurred upon the disposal of the Goods which are the subject of them.

8. Liability

We shall use our reasonable endeavours to perform our obligations under any Contract in accordance with estimated delivery or completion dates and times but we shall have no liability for any failure to achieve these for whatever reason. In particular we shall have no liability to you for any indirect or consequential losses or damages howsoever arising from any breach, delay or non-performance. You will indemnify us from and against any and all claims from any third parties or any of your officers, employees or agents whether in respect of personal injury or death or otherwise howsoever arising and whether in respect of any Contract or otherwise No claim or liability for any damage or defect to any Goods will be accepted unless it has been made in writing within 48 hours of the time of delivery of the Goods in question. In this regard, you accept that it is your responsibility to fully inspect all Goods at the time of delivery.

9. Variation to specification

We reserve the right to modify or vary the specification of the Goods without prior notice

10. Cancellation/Assignment

You may not cancel or assign any Contract without our prior written agreement. We shall be entitled to make a charge for cancellation of any Contract for specific or adapted Goods where we have commenced work on the Goods in question.

11 Product Guarantee

As all our products are made to order, under our normal product guarantee, where items are deemed to be faulty we reserve the right in the first instance to have the faulty items returned to us for the fault to be resolved.

Product Strength and Stability

All products are designed to meet the strength and stability requirements of BS4875 and BSEN 527.

Quality Assurance

All our products are manufactured to exacting procedures as defined by our ISO9001:2008 accredited quality systems.

Timber, Veneers, Sheet Materials and Fittings

All the materials and components used in our products are carefully selected for quality and durability. The lacquers we use for finishing require no maintenance. Cleaning should be carried out using a damp cloth and soft duster, a little vinegar or detergent can be added to the water to remove greasy marks. ***Spray or wax polishes must not be used.*** Eborcraft cannot be held responsible for damage to the lacquer surface as a result of using these materials. It should be remembered that most natural timbers change colour on exposure to light. The amount and speed of change varies according to species of timber, the length of exposure and the intensity of the light. It is therefore likely that there will be an initial colour mismatch between new items of furniture and those that have been in use for some time; this colour difference will even out over a period of time. Wood is a natural material and we cannot guarantee the continuity of grain and texture in products or samples. Natural wood veneers can be subject to surface cracking as a result of prolonged exposure to low levels of humidity; our guarantee does not cover this phenomenon. The above comments do not apply to laminate or melamine faced chipboards, where any initial colour difference is usually much less and any subsequent change is very small.

Ecology

As an FSC accredited organisation we use timber-based materials, which are sourced from countries which have a defined and implemented policy for the management of timber resources.

Specifications

We reserve the right to alter designs and specifications without notice.

Guarantee

All our products are guaranteed for a period of three years against any failure due to faulty materials or workmanship

eborcraft | Index

avid | Pages 5 - 32

gemini | Pages 33 - 36

fusion | Pages 37 - 58

oracle | Pages 59 - 72

minster | Pages 73 - 86

Specification	Page 6
Slab End Tables	Pages 7
Slab End Crescent	Pages 8
Cantilever Tables	Pages 9
Cantilever Crescent	Page 10
Goal Post Desks	Page 11
Desk Ends	Page 12
Pedestals	Page 13
Storage	Pages 14 - 16
Tables	Pages 17 - 20

MFC Finishes

White W980	Code 'MWHT'
Oak H3368	Code 'MOAK'
Walnut H3704	Code 'MWAL'
Maple H1521	Code 'MMAP'
Beech H1511	Code 'MBCH'

Veneer Options

Steamed Beech	Code 'SBCH'
Oak	Code 'OAK'
Cherry Shade 3	Code 'CHY3'
Ash	Code 'ASH'
American Black Walnut	Code 'WALN'
Crown Cut Maple	Code 'MAPL'

Slab End Tables & workstations

Tops 25mm thick edged 2mm matching edging, supplied as standard with a left and right hand black plastic cable port. Slab ends 25mm thick edged 2mm matching edging with levelling adjusters, 18mm thick 3/4 height modesty panels with the option of a full height modesty. Knock down construction.

Cantilever Tables & workstations

Tops 25mm thick edged 2mm matching edging, supplied as standard with a left and right hand black plastic cable port. Silver metal cantilever frame with wire management leg cable riser as standard. 18mm thick 3/4 height modesty panels with the option of a full height modesty. Knock down construction using a cam fix system

Goal Post Leg Tables & workstations

Tops 25mm thick edged 2mm matching edging, supplied as standard with a left and right hand black plastic cable port. White 50mm square leg goal post frame. 18mm thick 3/4 height modesty panels with the option of a full height modesty. Knock down construction using a cam fix system

Pedestals - Fixed, Free Standing & Mobile

Free standing and mobile desk high pedestals have 25mm thick top edged 2mm matching edging. Desk under pedestals have 18mm thick tops edged 2mm matching edging. Drawers black melamine MDF with a dowel construction mounted on roller runners. All drawers to lock. Top drawer in all pedestals fitted with a pin tray. Filing drawer mounted on full extension ball bearing runners, with a deep box drawer with rails for Foolscap filing. NB the veneer grain direction on the top of 600d desk high pedestals is back to front and on 800d desk high pedestals is side to side.

Filing Cabinets

2, 3 and 4 drawers. Tops 25mm thick edged 2mm matching edgings. Drawers black melamine MDF with a dowel construction double extension roller runners and fitted, with a deep box drawer with rails for Foolscap filing side to side. All drawers to lock, with integral anti tilt mechanism. NB the veneer grain direction on the filing cabinet tops is back to front.

Side Filer

2 drawer. Tops 25mm thick edged 2mm matching edgings. Drawers are fitted lateral of open pull out filing frames for A4/Foolscap filing mounted on heavy duty double extension runners. Both drawers to lock, with integral anti tilt mechanism. NB the veneer grain direction on the side filer top is side to side.

Sliding Door Storage

Tops 25mm thick edged 2mm matching edgings, fitted adjustable shelf enclosed by locking sliding wood doors. Larger units fitted central divider with adjustable shelf each side. NB the veneer grain direction on the storage top is side to side.

Hinged Door and Desk Side Storage

Tops 25mm thick edged 2mm matching edgings, fitted adjustable shelf enclosed by locking hinged wood doors. Larger units fitted central divider with adjustable shelf each side and 2 pairs of locking hinged doors. NB the veneer grain direction on the desk side storage top is back to front.

Open Fronted Bookcase

Floor standing bookcase unit. Tops 25mm thick edged 2mm matching edgings supplied with adjustable shelves. Available in 3 heights desk high, 1035mm high and 1800mm high.

Sliding Glass Door Bookcase

Tops 25mm thick edged 2mm matching edgings. Fitted 2 (no) adjustable wooden shelves enclosed by non-locking clear sliding glass doors. Glass shelves and display lighting are available as an optional extra.

Hinged Door Lateral Storage

Tops 25mm thick edged 2mm matching edgings. Cabinet fitted locking hinged wood doors. End panels drilled full height at 32mm centres to accept either wood shelves or Hettich lateral filing fittings (not included).

Side Opening Tambour Fronted Lateral Storage

Tops 25mm thick edged 2mm matching edging. Fitted with locking silver plastic side opening tambour. NB Cabinet will only take 760 lateral fittings

Lateral Storage Fittings

Shelves	- Wood
Pull out filing frames	- Steel
Hat shelf. Hanging rail	- Wood/Steel
Door Mirror	- Glass

Meeting Tables

Tops 25mm thick edged 2mm matching edgings. The veneered tops have the grain direction running along the length, single piece MFC tops grain direction along the length. Multi section MFC tops grain runs across the width. Tops come with three top shapes: Rectangular, semi-Circular Ended and Barrel. All top shapes come with four leg options arrowhead base, slab end base, open frame base and pedestal base. The open frame and pedestal base as standard are white.

Coffee Tables

Tops 25mm thick edged 2mm matching edgings mounted on arrowhead bases or white pedestal base. Coffee tables come with three top shapes square, rectangular and circular

avid | Slab End Table

MFC Oak Beech Walnut Maple White	ENEER Oak Steamed Beech Ash	ENEER Cherry 3 Maple Walnut
---	---	--------------------------------------

Slab end table



Code	Length	Depth	Height	Spec	MRP £	MRP £	MRP £
AV0000	800	600	720		305	382	478
AV0002	1000	600	720		317	389	491
AV0004	1200	600	720		330	428	506
AV0006	800	800	720		326	389	458
AV0008	1000	800	720		331	417	550
AV0010	1200	800	720		347	428	505
AV0012	1400	800	720		350	494	583
AV0014	1600	800	720		377	504	636
AV0016	1800	800	720		379	509	651

* Includes 2 black plastic cable ports

Desk Options

Code	Spec	MRP £	MRP £	MRP £
AV2000	Full depth modesty panel	74	95	95
AV2002	Bow front	168	210	210

Slab End Fixed Extension to fit Slab End Table



Code	Length	Depth	Height	Spec	MRP £	MRP £	MRP £
AV0020	800	600	720	LH or RH	295	324	371
AV0022	1000	600	720	LH or RH	305	336	399
AV0024	1200	600	720	LH or RH	316	348	428

* Includes 1 black plastic cable port

Slab End Wave Desk



Code	Length	Depth	Height	Spec	MRP £	MRP £	MRP £
AV0030	1400	1000/800	720	LH	390	599	649
AV0032	1400	1000/800	720	RH	390	599	649
AV0034	1600	1000/800	720	LH	418	635	698
AV0036	1600	1000/800	720	RH	418	635	698
AV0038	1800	1000/800	720	LH	420	651	714
AV0040	1800	1000/800	720	RH	420	651	714

* Includes 2 black plastic cable ports

Desk High Pedestal Extension



Code	Length	Depth	Height	Spec	MRP £	MRP £	MRP £
AV0450	800	600	720	LH or RH 3 Drawer	494	662	714
AV0452	1000	600	720	LH or RH 3 Drawer	504	672	725
AV0454	1200	600	720	LH or RH 3 Drawer	515	683	735

avid | Slab End Crescent

MFC Oak Beech Walnut Maple White	VENEER Oak Steamed Beech Ash	VENEER Cherry 3 Maple Walnut
---	--	---------------------------------------

Slab End Crescent Workstation



Code	Length	Depth	Height	Spec	MRP £	MRP £	MRP £
AV0050	1600	1200/800	720	LH	534	700	882
AV0052	1600	1200/800	720	RH	534	700	882
AV0054	1800	1200/800	720	LH	541	723	904
AV0056	1800	1200/800	720	RH	541	723	904

* Includes 2 black plastic cable ports

Desk Options

Code	Spec	MRP £	MRP £	MRP £
AV2000	Full depth modesty panel	74	95	95
AV2002	Bow front	168	210	210

Slab End Extension to fit Slab End Crescent Workstation



Code	Length	Depth	Height	Spec	MRP £	MRP £	MRP £
AV0020	800	600	720	LH or RH	295	324	371
AV0022	1000	600	720	LH or RH	305	336	399
AV0024	1200	600	720	LH or RH	316	348	428

* Includes 1 black plastic cable port

Slab End Wave Extension to fit Slab End Crescent Workstation



Code	Length	Depth	Height	Spec	MRP £	MRP £	MRP £
AV0026	1000	800/600	720	LH	310	341	457
AV0027	1000	800/600	720	RH	310	341	457
AV0028	1200	800/600	720	LH	316	348	463
AV0029	1200	800/600	720	RH	316	348	463

* Includes 1 black plastic cable port

Desk High Pedestal Extension



Code	Length	Depth	Height	Spec	MRP £	MRP £	MRP £
AV0450	800	600	720	LH or RH 3 Drawer	494	662	714
AV0452	1000	600	720	LH or RH 3 Drawer	504	672	725
AV0454	1200	600	720	LH or RH 3 Drawer	515	683	735

avid | Cantilever Table

MFC Oak Beech Walnut Maple White	ENEER Oak Steamed Beech Ash	ENEER Cherry 3 Maple Walnut
---	---	--------------------------------------

Cantilever Table



Code	Length	Depth	Height	Spec	MRP £	MRP £	MRP £
AV0100	800	600	720		348	399	438
AV0102	1000	600	720		362	428	452
AV0104	1200	600	720		373	452	466
AV0106	800	800	720		357	438	453
AV0108	1000	800	720		373	454	467
AV0110	1200	800	720		376	489	509
AV0112	1400	800	720		378	532	546
AV0114	1600	800	720		406	550	566
AV0116	1800	800	720		412	562	581

* Includes 2 black plastic cable ports

Desk Options

Code	Spec	MRP £	MRP £	MRP £
AV2000	Full depth modesty panel	74	95	95
AV2002	Bow front	168	210	210

Cantilever Fixed Extension to fit Cantilever Table



Code	Length	Depth	Height	Spec	MRP £	MRP £	MRP £
AV0120	800	600	720	LH	280	387	397
AV0122	800	600	720	RH	280	387	397
AV0124	1000	600	720	LH	285	399	411
AV0126	1000	600	720	RH	285	399	411
AV0128	1200	600	720	LH	313	411	425
AV0130	1200	600	720	RH	313	411	425

* Includes 1 black plastic cable port

Cantilever Wave Desk



Code	Length	Depth	Height	Spec	MRP £	MRP £	MRP £
AV0132	1400	1000/800	720	LH	420	574	593
AV0134	1400	1000/800	720	RH	420	574	593
AV0136	1600	1000/800	720	LH	448	592	613
AV0138	1600	1000/800	720	RH	448	592	613
AV0140	1800	1000/800	720	LH	454	604	628
AV0142	1800	1000/800	720	RH	454	604	628

* Includes 2 black plastic cable ports

Desk High Pedestal Extension



Code	Length	Depth	Height	Spec	MRP £	MRP £	MRP £
AV0450	800	600	720	LH or RH 3 Drawer	494	662	714
AV0452	1000	600	720	LH or RH 3 Drawer	504	672	725
AV0454	1200	600	720	LH or RH 3 Drawer	515	683	735

avid | Cantilever Crescent

MFC Oak Beech Walnut Maple White	ENEER Oak Steamed Beech Ash	ENEER Cherry 3 Maple Walnut
---	---	--------------------------------------

Cantilever Crescent Workstation



Code	Length	Depth	Height	Spec	MRP £	MRP £	MRP £
AV0150	1600	1200/800	720	LH	695	761	788
AV0152	1600	1200/800	720	RH	695	761	788
AV0154	1800	1200/800	720	LH	714	767	803
AV0156	1800	1200/800	720	RH	714	767	803

* Includes 2 black plastic cable ports

Desk Options

Code	Spec	MRP £	MRP £	MRP £
AV2000	Full depth modesty panel	74	95	95
AV2002	Bow front	168	210	210

Cantilever Extension to fit Cantilever Crescent Workstation



Code	Length	Depth	Height	Spec	MRP £	MRP £	MRP £
AV0160	800	600	720	LH	292	387	397
AV0162	800	600	720	RH	292	387	397
AV0164	1000	600	720	LH	303	399	411
AV0166	1000	600	720	RH	303	399	411
AV0168	1200	600	720	LH	327	411	425
AV0170	1200	600	720	RH	327	411	425

* Includes 1 black plastic cable port

Cantilever Wave Extension to fit Cantilever Crescent WorkStation



Code	Length	Depth	Height	Spec	MRP £	MRP £	MRP £
AV0172	1000	800/600	720	LH	345	446	458
AV0174	1000	800/600	720	RH	345	446	458
AV0176	1200	800/600	720	LH	369	458	471
AV0178	1200	800/600	720	RH	369	458	471

* Includes 1 black plastic cable port

avid | Goal Post

Goal post leg table

White 50mm square leg



Code	Length	Depth	Height	Spec	MFC Oak Beech Walnut Maple White	MRP £	ENEER Oak Steamed Beech Ash	MRP £	ENEER Cherry 3 Maple Walnut	MRP £
AV0200	800	600	720			308		399		406
AV0202	1000	600	720			313		410		420
AV0204	1200	600	720			341		422		434
AV0206	800	800	720			317		404		411
AV0208	1000	800	720			331		427		436
AV0210	1200	800	720			341		450		462
AV0212	1400	800	720			343		506		520
AV0214	1600	800	720			373		518		534
AV0216	1800	800	720			373		530		548

* Includes 2 black plastic cable ports

Goal post leg table with return

White 50mm square leg



Code	Length	Depth	Height	Spec	MFC Oak Beech Walnut Maple White	MRP £	ENEER Oak Steamed Beech Ash	MRP £	ENEER Cherry 3 Maple Walnut	MRP £
AV0220	1600	800	720	1000 rh return		504		761		788
AV0222	1600	800	720	1000 lh return		504		761		788
AV0224	1600	800	720	1200 rh return		509		789		814
AV0226	1600	800	720	1200 lh return		509		789		814
AV0228	1800	800	720	1000 rh return		515		809		840
AV0230	1800	800	720	1000 lh return		515		809		840
AV0232	1800	800	720	1200 rh return		520		824		856
AV0234	1800	800	720	1200 lh return		520		824		856

* Includes 3 black plastic cable ports

avid | Desk Ends

MFC	VENEER	VENEER
Oak	Oak	Cherry 3
Beech	Steamed	Maple
Walnut	Beech	Walnut
Maple	Ash	
White		

Desk Side Storage with Hinged Wood Door



Code	Length	Depth	Height	Spec	MRP £	MRP £	MRP £
AV0300	800	600	720		486	630	735

Desk End Semi-Circular Table with Arrowhead Base



Code	Length	Depth	Height	Spec	MRP £	MRP £	MRP £
AV0302	1200	600	720		336	389	452
AV0303	1600	800	720		401	463	499

Desk End Bubble Top with Arrowhead Base



Code	Length	Depth	Height	Spec	MRP £	MRP £	MRP £
AV0306	1000	dia	720		410	475	522
AV0308	1200	dia	720		473	522	573

Desk End Teardrop Table with Arrowhead Base



Code	Length	Depth	Height	Spec	MRP £	MRP £	MRP £
AV0310	1200	dia	720		473	522	573

Please specify position ie 1 - 4



avid | Pedestal

MFC Oak Beech Walnut Maple White	ENEER Oak Steamed Beech Ash	ENEER Cherry 3 Maple Walnut
---	---	--------------------------------------

Desk Under Mobile Pedestal

Code	Length	Depth	Height	Spec	MRP £	MRP £	MRP £
AV0400	300	555	670	3 drawer	247	457	488
AV0402	300	555	670	4 drawer	247	457	488
AV0404	425	555	670	3 drawer	257	467	499
AV0406	425	555	670	4 drawer	257	467	499



Desk Height Mobile Pedestal 600mm Deep

Code	Length	Depth	Height	Spec	MRP £	MRP £	MRP £
AV0408	425	600	720	3 drawer	305	483	536
AV0410	425	600	720	4 drawer	305	483	536
AV0412	425	600	720	2 drawer	305	483	536



Desk Height Mobile Pedestal 800mm Deep

Code	Length	Depth	Height	Spec	MRP £	MRP £	MRP £
AV0414	425	800	720	3 drawer	315	494	546
AV0416	425	800	720	4 drawer	315	494	546
AV0418	425	800	720	2 drawer	315	494	546



Desk Height Free Standing Pedestal 600mm Deep

Code	Length	Depth	Height	Spec	MRP £	MRP £	MRP £
AV0420	425	600	720	3 drawer	305	483	536
AV0422	425	600	720	4 drawer	305	483	536
AV0424	425	600	720	2 drawer	305	483	536



Desk Height Free Standing Pedestal 800mm Deep

Code	Length	Depth	Height	Spec	MRP £	MRP £	MRP £
AV0426	425	800	720	3 drawer	315	494	546
AV0428	425	800	720	4 drawer	315	494	546
AV0430	425	800	720	2 drawer	315	494	546



MFC	ENEER	ENEER
Oak	Oak	Cherry 3
Beech	Steamed	Maple
Walnut	Beech	Walnut
Maple	Ash	
White		

Filing Cabinets



Code	Length	Depth	Height	Spec	MRP £	MRP £	MRP £
AV0500	480	600	720	2 drawer	636	735	903
AV0502	480	600	1040	3 drawer	761	961	1036
AV0504	480	600	1360	4 drawer	903	1139	1163

Side Filer



Code	Length	Depth	Height	Spec	MRP £	MRP £	MRP £
AV0506	1000	600	720	2 drawer	851	985	1093
AV0507	1000	600	1040	3 drawer	956	1090	1198



Sliding Door Storage



Code	Length	Depth	Height	Spec	MRP £	MRP £	MRP £
AV0510	800	600	720	2 Doors. Single shelf	510	623	700
AV0512	1000	600	720	2 Doors. Single shelf	563	689	744
AV0514	1200	600	720	2 Doors. Single shelf	659	805	916
AV0516	1600	600	720	2 Doors. Two shelves	775	948	1036

Hinged Door Storage



Code	Length	Depth	Height	Spec	MRP £	MRP £	MRP £
AV0520	800	600	720	2 Doors. Single shelf	486	630	735
AV0522	1000	600	720	2 Doors. Single shelf	553	717	810
AV0524	1200	600	720	2 Doors. Single shelf	642	834	985
AV0526	1500	600	720	3 Doors. Two shelves	716	929	1074
AV0528	1600	600	720	4 Doors. Two shelves	790	1024	1163

Fridge

Code	Specification	MRP £	MRP £	MRP £
AVFRIG	2 cuft fridge, divider, shelf and vent cut-out	473	473	473

MFC	ENEER	ENEER
Oak	Oak	Cherry 3
Beech	Steamed	Maple
Walnut	Beech	Walnut
Maple	Ash	
White		

Open Fronted Bookcase desk high



Code	Length	Depth	Height	Spec	MRP £	MRP £	MRP £
AV0530	800	350	720	Single shelf	352	452	509
AV0532	1000	350	720	Single shelf	370	476	546

Open Fronted Bookcase mid height



Code	Length	Depth	Height	Spec	MRP £	MRP £	MRP £
AV0534	800	350	1040	Two shelves	378	486	573
AV0536	1000	350	1040	Two shelves	406	521	608

Open Fronted Bookcase tall



Code	Length	Depth	Height	Spec	MRP £	MRP £	MRP £
AV0538	800	350	1650	Four shelves	559	718	811
AV0540	1000	350	1650	Four shelves	577	741	868

Sliding Glass Door Bookcase Storage Mounted



Code	Length	Depth	Height	Spec	MRP £	MRP £	MRP £
AV0542	800	350	930	Two shelves	497	601	637
AV0544	1000	350	930	Two shelves	517	596	712
AV0546	1500	350	930	Four shelves	741	859	992
AV0548	1600	350	930	Four shelves	762	880	1013

Toughened Glass shelf 6mm thick in lieu of wooden shelves

Code	Spec	MRP £	MRP £	MRP £
AV0550	To fit 800 unit	99	99	99
AV0551	To fit 1000 unit	99	99	99
AV0552	To fit 1500 unit	99	99	99
AV0553	To fit 1600 unit	99	99	99

* Price per shelf

Display Lighting including Low voltage Transformer

It must be specified if toughened glass shelves are required with this option

Code	Spec	MRP £	MRP £	MRP £
AV0554	It must be specified if toughened glass shelves are required with this option	336	336	336

MFC	ENEER	ENEER
Oak	Oak	Cherry 3
Beech	Steamed	Maple
Walnut	Beech	Walnut
Maple	Ash	
White		

Hinged Door Lateral Storage



Code	Length	Depth	Height	Spec	MRP £	MRP £	MRP £
AV0564	800	600	1040		605	777	882
AV0566	800	600	1650		699	929	1034
AV0568	800	600	2000		794	966	1071
AV0570	1000	600	1040		624	809	914
AV0572	1000	600	1650		718	961	1066
AV0574	1000	600	2000		813	998	1103

Side opening Tambour



Code	Length	Depth	Height	Spec	MRP £	MRP £	MRP £
AV0576	962	600	720		567	672	777
AV0578	962	600	1040		688	793	898

* Will only take 760 long fittings

Lateral Storage Fittings

Code	Length	Depth	Spec	MRP £	MRP £	MRP £
AV0580	760		wooden adjustable shelf	37	44	44
AV0582	960		wooden adjustable shelf	37	44	44
AV0584	760		pull out filing frame	188	187	187
AV0586	960		pull out filing frame	188	187	187
AV0588	760		hat shelf & hanging rail	88	88	88
AV0590	960		hat shelf & hanging rail	88	88	88
AV0592	450	275	door mirror	27	28	28

MFC Oak Beech Walnut Maple White	VENEER Oak Steamed Beech Ash	VENEER Cherry 3 Maple Walnut
---	--	---------------------------------------

Circular Meeting Table Mounted on Arrowhead Bases



Code	Length	Depth	Height	Spec	sits*	MRP £	MRP £	MRP £
AV0600	800	dia	720		4	399	462	515
AV0602	1000	dia	720		4	420	473	525
AV0604	1200	dia	720		4	441	588	641

Circular Meeting Table Mounted on Pedestal Base



Code	Length	Depth	Height	Spec	sits*	MRP £	MRP £	MRP £
AV0700	800	dia	720		4	399	462	515
AV0702	1000	dia	720		4	420	473	525
AV0704	1200	dia	720		4	441	588	641

Rectangular Table with Arrowhead Bases



Code	Length	Depth	Height	Spec	sits*	MRP £	MRP £	MRP £
AV0610	2000	1200	720	one piece top	6	589	846	909
AV0612	2400	1200	720	one piece top	8	689	990	1053
AV0614	3000	1200	720	two piece top	10	961	1382	1445
AV0616	3400	1200	720	two piece top	12	1042	1497	1560
AV0618	4000	1200	720	two piece top	14	1188	1707	1770

Semi-Circular Table with Arrowhead Bases



Code	Length	Depth	Height	Spec	sits*	MRP £	MRP £	MRP £
AV0620	2000	1200	720	one piece top	6	692	995	1058
AV0622	2400	1200	720	one piece top	8	777	1117	1180
AV0624	3000	1200	720	two piece top	10	1084	1558	1621
AV0626	3400	1200	720	two piece top	12	1245	1789	1852
AV0628	4000	1200	720	two piece top	14	1391	2000	2063

Barrel Shaped Table with Arrowhead Bases



Code	Length	Depth	Height	Spec	sits*	MRP £	MRP £	MRP £
AV0630	2000	1200	720	one piece top	6	692	995	1058
AV0632	2400	1200	720	one piece top	8	777	1117	1180
AV0634	3000	1200	720	two piece top	10	1084	1558	1621
AV0636	3400	1200	720	two piece top	12	1245	1789	1852
AV0638	4000	1200	720	two piece top	14	1391	2000	2063

MFC	VENEER	VENEER
Oak	Oak	Cherry 3
Beech	Steamed	Maple
Walnut	Beech	Walnut
Maple	Ash	
White		

Rectangular Table on Slab End Base



Code	Length	Depth	Height	Spec	sits*	MRP £	MRP £	MRP £
AV0710	2000	1200	720	one piece top	6	589	846	909
AV0712	2400	1200	720	one piece top	8	689	990	1053
AV0714	3000	1200	720	two piece top	10	961	1382	1445
AV0716	3400	1200	720	two piece top	12	1042	1497	1560
AV0718	4000	1200	720	two piece top	14	1188	1707	1770

Semi-Circular Table on Slab End Base



Code	Length	Depth	Height	Spec	sits*	MRP £	MRP £	MRP £
AV0720	2000	1200	720	one piece top	6	692	995	1058
AV0722	2400	1200	720	one piece top	8	777	1117	1180
AV0724	3000	1200	720	two piece top	10	1084	1558	1621
AV0726	3400	1200	720	two piece top	12	1245	1789	1852
AV0728	4000	1200	720	two piece top	14	1391	2000	2063

Barrel Shaped Table on Slab End Base



Code	Length	Depth	Height	Spec	sits*	MRP £	MRP £	MRP £
AV0730	2000	1200	720	one piece top	6	692	995	1058
AV0732	2400	1200	720	one piece top	8	777	1117	1180
AV0734	3000	1200	720	two piece top	10	1084	1558	1621
AV0736	3400	1200	720	two piece top	12	1245	1789	1852
AV0738	4000	1200	720	two piece top	14	1391	2000	2063

Rectangular Table on Pedestal Base



Code	Length	Depth	Height	Spec	sits*	MRP £	MRP £	MRP £
AV0810	2000	1000	730	one piece top	6	961	1103	1166
AV0812	2400	1000	730	one piece top	8	966	1124	1187
AV0814	3000	1000	730	two piece top	10	1523	1591	1654
AV0816	3400	1000	730	two piece top	12	1559	1685	1748
AV0818	4000	1000	730	two piece top	14	1575	1717	1780

Semi-Circular Table on Pedestal Base



Code	Length	Depth	Height	Spec	sits*	MRP £	MRP £	MRP £
AV0820	2000	1000	730	one piece top	6	1008	1103	1202
AV0822	2400	1000	730	one piece top	8	1013	1124	1223
AV0824	3000	1000	730	two piece top	10	1565	1591	1664
AV0826	3400	1000	730	two piece top	12	1601	1685	1759
AV0828	4000	1000	730	two piece top	14	1617	1717	1790

Barrel Shaped Table on Pedestal Base



Code	Length	Depth	Height	Spec	sits*	MRP £	MRP £	MRP £
AV0830	2000	1000	730	one piece top	6	1008	1103	1202
AV0832	2400	1000	730	one piece top	8	1013	1124	1223
AV0834	3000	1000	730	two piece top	10	1565	1591	1664
AV0836	3400	1000	730	two piece top	12	1601	1685	1759
AV0838	4000	1000	730	two piece top	14	1617	1717	1790

MFC	VENEER	VENEER
Oak	Oak	Cherry 3
Beech	Steamed	Maple
Walnut	Beech	Walnut
Maple	Ash	
White		

Rectangular Table with on Open Frame

White frame 800mm wide



Code	Length	Depth	Height	Spec	sits*	MRP £	MRP £	MRP £
AV0910	2000	1200	740	one piece top	6	788	945	998
AV0912	2400	1200	740	one piece top	8	809	956	1008
AV0914	3000	1200	740	two piece top	10	1155	1239	1292
AV0918	3200	1200	740	two piece top	12	1160	1318	1370

Semi-Circular Table with Open Frame

White frame 800mm wide



Code	Length	Depth	Height	Spec	sits*	MRP £	MRP £	MRP £
AV0920	2000	1200	740	one piece top	6	819	987	1040
AV0922	2400	1200	740	one piece top	8	840	998	1050
AV0924	3000	1200	740	two piece top	10	1197	1302	1355
AV0926	3200	1200	740	two piece top	12	1202	1381	1433

Barrel Shaped Table with Open Frame

White frame 800mm wide



Code	Length	Depth	Height	Spec	sits*	MRP £	MRP £	MRP £
AV0928	2000	1200	740	one piece top	6	819	987	1040
AV0930	2400	1200	740	one piece top	8	840	998	1050
AV0932	3000	1200	740	two piece top	10	1197	1302	1355
AV0934	3200	1200	740	two piece top	12	1202	1381	1433

Rectangular Four legged Table

White frame 50mm square



Code	Length	Depth	Height	Spec	sits*	MRP £	MRP £	MRP £
AV0950	1800	1000	740	one piece top	6	568	625	677
AV0952	1800	1200	740	one piece top	6	614	667	719
AV0954	1800	1400	740	two piece top	8	615	672	725
AV0956	2000	1000	740	two piece top	8	579	625	688
AV0958	2000	1200	740	one piece top	8	625	662	735
AV0960	2000	1400	740	one piece top	10	630	683	746

MFC	ENEER	ENEER
Oak	Oak	Cherry 3
Beech	Steamed	Maple
Walnut	Beech	Walnut
Maple	Ash	
White		

Square Coffee Table with Arrowhead Bases



Code	Length	Depth	Height	Spec	MRP £	MRP £	MRP £
AV1000	800	800	430		306	352	410
AV1002	1000	1000	430		319	420	441

Rectangular Coffee Table with Arrowhead Bases



Code	Length	Depth	Height	Spec	MRP £	MRP £	MRP £
AV1004	800	400	430		297	341	399
AV1006	1000	500	430		306	352	410
AV1008	1200	600	430		320	368	425

Circular Coffee Table with Arrowhead Bases



Code	Length	Depth	Height	Spec	MRP £	MRP £	MRP £
AV1010	800dia		430		320	368	425
AV1012	1000dia		430		370	425	457

Square Coffee Table on Pedestal Base




Code	Length	Depth	Height	Spec	MRP £	MRP £	MRP £
AV1020	800	800	430		339	390	410
AV1022	1000	1000	430		357	410	431

Circular Coffee Table on Pedestal Base



Code	Length	Depth	Height	Spec	MRP £	MRP £	MRP £
AV1024	800dia		430		339	390	410
AV1026	1000dia		430		357	410	431

avid | Accessories



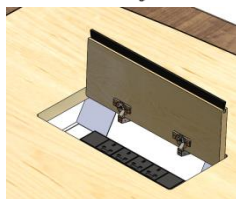
Code	Spec	Steamed Beech Oak Cherry 3	Maple Ash Walnut	English Pippy Oak	Birds Eye Maple
MB01	80 diameter wooden cable port	MRP £ 74	MRP £ 74	MRP £ 74	MRP £ 74



Code	Spec	MRP £	MRP £	MRP £	MRP £
MB08	Reveal Power Module 2 x 13amp power 1 x rj45 1 x HDMI 2 x USB charging	557	557	557	557



Code	Spec	MRP £	MRP £	MRP £	MRP £
MB12	Vertical cable tidy, height adjustable in grey fabric	92	92	92	92



Code	Spec	MRP £	MRP £	MRP £	MRP £
MB13	Flap with integral conti power module with 2 x 13 amp power, 1 x RJ45 sockets, 1 x HDMI, 2 x USB charging and 500mm wire management trough	809	809	809	809

Specification	Pages 23 - 24
Series 2000	Pages 25 - 26
Series 4000	Pages 27 - 28
Series 6000	Pages 29 - 30
Series 7000	Page 31
Series 9000	Page 32

MFC Finishes

White W980	Code 'MWHT'
Oak H3368	Code 'MOAK'
Walnut H3704	Code 'MWAL'
Maple H1521	Code 'MMAP'
Beech H1511	Code 'MBCH'

Veneer Options

Steamed Beech	Code 'SBCH'
Oak	Code 'OAK'
Cherry Shade 3	Code 'CHY3'
Ash	Code 'ASH'
American Black Walnut	Code 'WALN'
Crown Cut Maple	Code 'MAPL'
English Pippy Oak*	Code 'PIPP'
Bird's Eye Maple*	Code 'BIRD'

With exotic veneers inc. Pippy oak, Birds Eye Maple and Burrs the front of door or drawer panels finished in the Exotic veneer, external visible carcass panels finished in a complementary Standard veneer and non-visible internal panels finished with a complimentary balancer veneer

Combination Veneers

A contrasting complementary veneered panel either rectangular or diamond shaped is inlaid into the door panel. The combination veneers are available in six standard combinations. Other options available on request

Maple/Madrona	Wenge/Zebrano
Maple/Zebrano	Walnut/Burr Ash
Oak/Burr Oak	Walnut/Figured Maple

First Veneer specifies the outer panel and carcass veneer finish; the second veneer the combination panel veneer finish.

For combination veneering pricing the main outer panel door veneer finish determines the price band.

Cross Banding

A complementary veneer is combined with a black inlaid line detail to create a decorative border around the door panels. The cross banding is available in six standard options. Other options are available on request.

Crown cut Maple /Black Line Inlay/ Natural Cherry
 Birds Eye Maple /Black Line Inlay/ Crown cut Maple
 English Pippy Oak /Black Line Inlay/ Oak
 Birds Eye Maple /Black Line Inlay/ Natural Cherry
 Burr Walnut /Black Line Inlay/ American Black Walnut

First veneer specifies the door inner veneer panel; the second veneer the outer cross banding and carcass veneer finish.

For cross banding veneer pricing the main inner panel door veneer finish determines the price band.

The Avid Range

A range of modular stacking cabinets available in two standard widths, a standard depth with 3 height options to allow flexibility in the layout. The system is designed with the integration of AV equipment in mind and the cabinets are designed to create a void behind the cupboard runs for cabling along with the option of standard wire management cut outs.

Plinths

All base units are supplied with integrated 100mm plinth. The plinths are fitted with 4 metal levelling adjusters accessed from inside the cabinet.

Cabinets

Cabinets are specified as either base units including a plinth for floor standing or as top units for stacking on top of a base unit. The cabinets are either open fronted, fitted with locking hinged wood doors, non-locking hinged glass doors or on the 2000series 800 unit only available with lateral filing drawers. The cabinet carcasses come with both the left and right hand ends projecting 50mm past the inset back, to create a cavity for cable routing or to allow for end panel scribing for uneven or out of square walls. All adjoining end panels are drilled to allow adjacent cupboards to be bolted together.

NB All storage runs above the 1200 height should be secured back to the wall.

Cupboard Internal Fittings

All base and top units except filing drawer modules are supplied without internals. The required fittings are specified and costed as additional requirements.

Wooden Shelves

Standard 25mm thick with 0.6 edge veneer on front edge mounted on standard adjustable shelf clips. Shelf finished in a veneer to match the internal carcass finish.

Glass shelf

6mm toughened clear glass shelves mounted on standard adjustable shelf clips.

Fixed filing Frame

Standard steel filing cradle supplied with Euro screw fixing on the standard carcass drilling configurations.

Pull out Filing Frame

Standard steel pull out filing cradle mounted on full extension ball bearing runners. Pull out cradles available with integral anti-tilt system.

NB Pull out cradles should only be fitted in base units.

Hanging Rail

Chrome hanging rail supplied with 2 screw fix end caps.

Fridge

A 2 cu ft fridge is supplied to fit within the cupboard. This option is only available on the 2000 series base unit. The cupboard where this option is selected is supplied as standard with an offset divider panel with the fridge fitted on the left hand side and 2 adjustable narrow shelves to the right hand side. The left-hand side back panel is cut out for fridge ventilation.

Low Voltage Lighting

Fitted with single low voltage light fitting and supplied with single transformer unit. When more than one light fitting is required the single transformer is used to power up to a maximum of 4 separate units.

NB transformer 13amp plug not supplied.

Wire Management Options

WM1 Base unit - 300mm L x 150mm H cut out in the back panel at the bottom for access to wall sockets with 80 dia cable port in the top of the back panel for cable routing. This option applies to the 2000 and 4000 series base units.

WM2 Top units - 2 x 80 dia cable ports fitted in the top and the bottom of the back panel for cable routing. This option applies to the 4000 series top units.

WM3 Base Unit - 300mm L x 150mm H cut out in the back panel at the bottom for access to wall sockets with 2 x 80 dia cable ports in the middle and top of the back panel for cable routing. This option applies to the 6000 series base units.

WM4 Audio-visual - 4 x 80-dia cable ports in the top and bottom corners of the back panel for cable routing. This option applies to the 7000 series top unit.

WMT - Wire management trunking, a simple 3 compartment plastic trunking supplied in 1.5m lengths for managing cable routing.

Dry Wipe Option

Both inside faces of the doors on the audio visual unit are finished in white gloss laminate.

Top Fascia Panels

The top fascia is designed either as a decorative fascia or as a scribing component where the cupboards are fully fitted to the ceiling. The height of the fascia is 100mm as standard to match the plinth height. The height can be specified for fully fitted installations.

Side Infill Panel

18mm thick panel edged 2mm thick veneer all round. The panel is supplied with fixing fillets and brackets to allow scribing to walls where the cupboard run is fully fitted. The length and width should be specified to suit the application.

Corner Infill

18mm thick panels to match adjacent cupboards. The panel is supplied with fixing screws to space adjacent cupboards that are fitted into a 90 degree corner.

Common Tops

Where the Odyssey storage is used to form a run of low level storage, to finish the top of the cupboard a separate top is required. The tops are 18mm thick with a 2 mm thick veneer all round. Tops are available in 3 standard sizes 420mm and 800mm long for single units or a 1600mm long common top for bridging across 2 modules. The tops can be specified with plain veneer; combination veneers or cross banding.

avid | 2000 series

MFC Oak Beech Walnut Maple White	VENEER Oak Steamed Beech	VENEER Ash Cherry 3 Maple Walnut	VENEER English Pippy Oak Birds Eye Maple
---	-----------------------------------	--	--

Two level base unit

Code	Length	Depth	Height	Spec	MRP £	MRP £	MRP £	MRP £
AV2400OF	420	550	804	Open fronted	439	498	555	592
AV2400WO	420	550	804	Wood doors	590	649	707	743
AV2400GL	420	550	804	Glass doors	540	599	656	693



Fittings

Code	Spec	MRP £	MRP £	MRP £	MRP £
WS4	Wood shelf	44	44	44	44
GS4	Glass shelf	83	83	83	83
LIG	Low voltage lighting	176	176	176	176
WM1	Wire management for base unit	105	105	105	105
WMT	Wire management trunking	110	110	110	110

Finishes

Code	Spec	MRP £	MRP £	MRP £	MRP £
CB	Cross banding	na	252	252	252
CR	Combination veneering rectangular	na	252	252	252
CD	Combination veneering diamond	na	252	252	252
ST	Staining to special finish	na	182	182	182

avid | 2000 series

MFC	ENEER	ENEER	ENEER
Oak	Oak	Ash	English
Beech	Steamed	Cherry 3	Pippy Oak
Walnut	Beech	Maple	Birds Eye
Maple		Walnut	Maple
White			

Two level base unit

Code	Length	Depth	Height	Spec	MRP £	MRP £	MRP £	MRP £
AV2800OF	800	550	804	Open fronted	455	519	571	614
AV2800WO	800	550	804	Wood doors	606	670	722	765
AV2800GL	800	550	804	Glass doors	555	620	672	715
AV2800DR	800	550	804	System drawer	707	771	823	866



Fittings

Code	Spec	MRP £	MRP £	MRP £	MRP £
WS8	Wood shelf	44	44	44	44
GS8	Glass shelf	83	83	83	83
PF8	Pull out filing frame	187	187	187	187
LIG	Low voltage lighting	176	176	176	176
FRI	Fridge	595	595	595	595
WM1	Wire management for base unit	105	105	105	105
WMT	Wire management trunking	110	110	110	110

Finishes

Code	Spec	MRP £	MRP £	MRP £	MRP £
CB	Cross banding	na	252	252	252
CR	Combination veneering rectangular	na	252	252	252
CD	Combination veneering diamond	na	252	252	252
ST	Staining to special finish	na	182	182	182

avid | 4000 series

MFC Oak Beech Walnut Maple White	VENEER Oak Steamed Beech	VENEER Ash Cherry 3 Maple Walnut	VENEER English Pippy Oak Birds Eye Maple
---	-----------------------------------	--	--

Four level top unit

Code	Length	Depth	Height	Spec	MRP £	MRP £	MRP £	MRP £
AV4401OF	420	550	1408	Open fronted	428	487	545	582
AV4401WO	420	550	1408	Wood doors	610	668	727	763
AV4401GL	420	550	1408	Glass doors	580	638	696	733



Fittings

Code	Spec	MRP £	MRP £	MRP £	MRP £
WS4	Wood shelf	44	44	44	44
GS4	Glass shelf	83	83	83	83
HR4	Hanging rail - available for base unit only	66	66	66	66
LIG	Low voltage lighting	176	176	176	176
WM1	Wire management for base unit	105	105	105	105
WM2	Wire management for top unit	83	83	83	83
WMT	Wire management trunking	110	110	110	110

Finishes

Code	Spec	MRP £	MRP £	MRP £	MRP £
CB	Cross banding	na	252	252	252
CR	Combination veneering rectangular	na	252	252	252
CD	Combination veneering diamond	na	252	252	252
ST	Staining to special finish	na	182	182	182

avid | 4000 series

MFC	ENEER	ENEER	ENEER
Oak	Oak	Ash	English
Beech	Steamed	Cherry 3	Pippy Oak
Walnut	Beech	Maple	Birds Eye
Maple		Walnut	Maple
White			
MRP £	MRP £	MRP £	MRP £

Four level top unit

Code	Length	Depth	Height	Spec	MRP £	MRP £	MRP £	MRP £
AV4801OF	800	550	1408	Open fronted	455	519	571	614
AV4801WO	800	550	1408	Wood doors	636	700	753	795
AV4801GL	800	550	1408	Glass doors	606	670	722	765



Fittings

Code	Spec	MRP £	MRP £	MRP £	MRP £
WS8	Wood shelf	44	44	44	44
GS8	Glass shelf	83	83	83	83
PF8	Pull out filing frame	187	187	187	187
LIG	Low voltage lighting	176	176	176	176
WM2	Wire management for top unit	83	83	83	83
WMT	Wire management trunking	110	110	110	110

Finishes

Code	Spec	MRP £	MRP £	MRP £	MRP £
CB	Cross banding	na	252	252	252
CR	Combination veneering rectangular	na	252	252	252
CD	Combination veneering diamond	na	252	252	252
ST	Staining to special finish	na	182	182	182

avid | 6000 series

MFC	ENEER	ENEER	ENEER
Oak	Oak	Ash	English
Beech	Steamed	Cherry 3	Pippy Oak
Walnut	Beech	Maple	Birds Eye
Maple		Walnut	Maple
White			
MRP £	MRP £	MRP £	MRP £
635	714	799	852
817	896	981	1033

Six level base unit

Code	Length	Depth	Height	Spec	MRP £	MRP £	MRP £	MRP £
AV6400OF	420	550	2212	Open fronted	635	714	799	852
AV6400WO	420	550	2212	Wood doors	817	896	981	1033



Fittings

Code	Spec	MRP £	MRP £	MRP £	MRP £
WS4	Wood shelf	44	44	44	44
GS4	Glass shelf	83	83	83	83
HR4	Hanging rail	61	61	61	61
WM3	Wire management	154	154	154	154
WMT	Wire management trunking	99	99	99	99

Finishes

Code	Spec	MRP £	MRP £	MRP £	MRP £
CB	Cross banding	na	252	252	252
CR	Combination veneering rectangular	na	252	252	252
CD	Combination veneering diamond	na	252	252	252
ST	Staining to special finish	na	182	182	182

avid | 6000 series

MFC Oak Beech Walnut Maple	VENEER Oak Steamed Beech	VENEER Ash Cherry 3 Maple Walnut	VENEER English Pippy Oak Birds Eye Maple
MRP £	MRP £	MRP £	MRP £
688	783	863	926
869	965	1044	1108

Six level base unit

Code	Length	Depth	Height	Spec	MRP £	MRP £	MRP £	MRP £
AV6800OF	800	550	2212	Open fronted	688	783	863	926
AV6800WO	800	550	2212	Wood doors	869	965	1044	1108



Fittings

Code	Spec	MRP £	MRP £	MRP £	MRP £
WS8	Wood shelf	44	44	44	44
GS8	Glass shelf	83	83	83	83
PF8	Pull out filing frame	187	187	187	187
HR8	Hanging rail	66	66	66	66
WM3	Wire management	154	154	154	154
WMT	Wire management trunking	110	110	110	110

Finishes

Code	Spec	MRP £	MRP £	MRP £	MRP £
CB	Cross banding	na	252	252	252
CR	Combination veneering rectangular	na	252	252	252
CD	Combination veneering diamond	na	252	252	252
ST	Staining to special finish	na	182	182	182

avid | 7000 series

MFC	ENEER	ENEER	ENEER
Oak	Oak	Ash	English
Beech	Steamed	Cherry 3	Pippy Oak
Walnut	Beech	Maple	Birds Eye
Maple		Walnut	Maple
White			
MRP £	MRP £	MRP £	MRP £
836	952	1048	1133
1037	1154	1250	1335

Audio Visual Unit

Code	Length	Depth	Height	Spec	MRP £	MRP £	MRP £	MRP £
AV7001OF	1600	550	1408	Open fronted	836	952	1048	1133
AV7001WO	1600	550	1408	Wood doors	1037	1154	1250	1335



Fittings

Code	Spec	MRP £	MRP £	MRP £	MRP £
DRY	Dry wipe option	320	320	320	320
WM4	wire management	154	154	154	154
WMT	wire management trunking	110	110	110	110

Finishes

Code	Spec	MRP £	MRP £	MRP £	MRP £
CB	Cross banding	na	252	252	252
CR	Combination veneering rectangular	na	252	252	252
CD	Combination veneering diamond	na	252	252	252
ST	Staining to special finish	na	182	182	182

avid | 9000 series

MFC Oak Beech Walnut Maple White	VENEER Oak Steamed Beech	VENEER Ash Cherry 3 Maple Walnut	VENEER English Pippy Oak Birds Eye Maple
---	-----------------------------------	--	--

Top fascia panel for fitting to ceiling

Code	Length	Depth	Height	Spec	MRP £	MRP £	MRP £	MRP £
AV9400	420	550	100	Top fascia	248	265	303	314
AV9800	800	550	100	Top fascia	248	265	303	314



Side closing panel for alcove

Code	Length	Depth	Height	Spec	MRP £	MRP £	MRP £	MRP £
AV9001	TBA	TBA		Side panel	342	364	408	474

Dealer to provide dimensions



Corner closing panel for alcove fitting

Code	Length	Depth	Height	Spec	MRP £	MRP £	MRP £	MRP £
AV9002	TBA	100		Side panel	292	331	347	369

Dealer to provide dimensions



Storage top

Code	Length	Depth	Height	Spec	MRP £	MRP £	MRP £	MRP £
AV9014	420	550	18	Plain veneer	137	202	263	292
AV9016	800	550	18	Plain veneer	182	232	292	322
AV9018	1600	550	18	Plain veneer	263	282	342	373



Finishes

Code	Spec	MRP £	MRP £	MRP £	MRP £
CB	Cross banding	na	252	252	252
CR	Combination veneering rectangular	na	252	252	252
CD	Combination veneering diamond	na	252	252	252
ST	Staining to special finish	na	182	182	182

Specification	Page 34
Veneer	Page 35
MFC	Page 36

gemini | Specification

MFC Finishes

White W980	Code 'MWHT'
Black U999	Code 'MWHT'
Oak H3368	Code 'MOAK'
Walnut H3704	Code 'MWAL'
Maple H1521	Code 'MMAP'
Beech	Code 'MBCH'

Veneers

Steamed Beech	Code 'SB'
Oak	Code 'OAK'
Cherry Shade 3	Code 'CHY3'
Ash	Code 'ASH'
American Black Walnut	Code 'WALNUT'
Crown Cut Maple	Code 'MAPLE'
English Pippy Oak	Code 'PIPP'
Bird's Eye Maple	Code 'BMAP'

Frames

Either polished chrome or silver with locking grey castors

Tops

MFC tops 25mm thick with 2mm matching edging.

Veneer tops 30mm thick with 2mm matching wood edging

gemini | Veneer

Steamed Beech Oak Ash	Cherry 3 Maple Walnut	Birds Eye Maple English Pippy Oak
-----------------------------	-----------------------------	--

Rectangular Top



Code	Length	Depth	Height	MRP £	MRP £	MRP £
GEMV1000	1000	800	735	735	788	839
GEMV1010	1200	800	735	747	799	875
GEMV1020	1400	800	735	781	839	898
GEMV1030	1600	800	735	804	880	926
GEMV1040	1800	900	735	843	904	948

Includes 2 linking plates as standard

Semi-Circular Top



Code	Length	Depth	Height	MRP £	MRP £	MRP £
GEMV2000	1600	800	735	880	926	1122

Includes 2 linking plates as standard

Annular Top



Code	Length	Depth	Height	MRP £	MRP £	MRP £
GEMV3000	1200rad	800	735	903	967	1170

Includes 2 linking plates as standard

Trapezoidal Top



Code	Length	Depth	Height	MRP £	MRP £	MRP £
GEMV4000	1600	800	735	880	926	1122

Includes 2 linking plates as standard

Cross Banding Veneer Option

Code	Spec	MRP £	MRP £	MRP £
GCB1	Cross banding for rectangular tops	203	203	203
GCB2	Cross banding for shaped tops	278	278	278

Frame Options

Code	Spec	MRP £	MRP £	MRP £
SI	Silver end frame	0	0	0
CH	Chrome end frame	0	0	0

Rectangular Top



Code	Length	Depth	Height	MRP £	MRP £
GEMM5000	1000	800	730	485	496
GEMM5010	1200	800	730	485	496
GEMM5020	1400	800	730	490	501
GEMM5030	1500	800	730	501	511
GEMM5040	1600	800	730	501	511
GEMM5050	1800	900	730	509	520

Includes 2 linking plates as standard

Semi-Circular Top



Code	Length	Depth	Height	MRP £	MRP £
GEMM6010	1600	800	730	594	606

Includes 2 linking plates as standard

Annular Top



Code	Length	Depth	Height	MRP £	MRP £
GEMM7000	1200 rad	800	730	606	627

Includes 2 linking plates as standard

Trapezoidal Top



Code	Length	Depth	Height	MRP £	MRP £
GEMM8010	1600	800	730	584	595

Includes 2 linking plates as standard

Frame Options

Code	Spec	MRP £	MRP £
SI	Silver end frame	0	0
CH	Chrome end frame	0	0

Specification	Pages 38 - 39
Quadrant	Pages 40 - 41
Annular	Pages 42 - 45
Internal Annular	Pages 46 - 47
Radial	Pages 48 - 49
Internal Radial	Pages 50 - 51
Corner	Pages 52 - 53
Straight	Pages 54 - 55
DDA	Page 56
Storage	Page 57

MFC Finishes

White W980	Code 'MWHT'
Oak H3368	Code 'MOAK'
Walnut H3704	Code 'MWAL'
Maple H1521	Code 'MMAP'
Beech	Code 'MBCH'

VENEER OPTIONS

Veneers

Steamed Beech	Code 'SB'
Oak	Code 'OAK'
Cherry Shade 3	Code 'CHY3'
Ash	Code 'ASH'
American Black Walnut	Code 'WALNUT'
Crown Cut Maple	Code 'MAPLE'

Please suffix the product code with the appropriate finish code

Premium Veneers

English Pippy Oak	Code 'PIPP'
Bird's Eye Maple	Code 'BMAP'

All external visible panels finished in matching Bird's Eye maple

Cross Banding:

For pricing purposes use the price band for the inner veneer panel ie the first veneer finish as listed below.

Birds Eye Maple/ Crown Cut Maple/ Black Line Inlay

Birds Eye Maple/ Cherry/ Black Line Inlay

Crown Cut Maple/ Cherry/ Black Line Inlay

English Pippy Oak/ Oak/ Black Line Inlay

First veneer finish indicates veneer on the inner panel.

2nd veneer is the perimeter cross banding.

Front Panel Combination Veneering

For pricing purposes the module price is based on the highest veneer price band of the 2 complementary veneers selected.

Low Unit Combination Veneering

Front panel is split in height with 2 complementary veneer combinations.

High Unit Combination Veneering

The front panel is split into three sections, the top and bottom section being the same veneer and the middle section a complementary veneer lined to match through with the veneering on adjacent low units.

Staining to Special finish

Veneer colour staining is available with the fusion Counter system. Note the colour matching option may not be available on certain combinations of veneers when either the cross banding or the combination veneering option is required.

Veneer Corporate Logos

The option of laser cut inlaid veneer logos is available on all front panels and Privacy screens. Prices are quoted based on customer requirements. Not available on MFC finishes.

General Counter Specification for Low and High Units

All tops are 25mm thick edged with a 2mm edge matching edge. All modules are fitted with a front mounted flush 18mm thick modesty panel incorporating a recessed metallic kick plate. Low units are supplied with a reduced depth intermediate support panel fitted with levelling adjusters and high units are also supplied as standard with a reduced depth intermediate support panel. For end modules if required the full width panel must be specified. Each counter module is supplied with connector bolts for joining module runs together. The units are supplied assembled.

Low Quadrant Units

30, 45, 60 & 90 degree. Tops are 800mm deep; the external radius of the top is 800mm. The unit comes as standard with intermediate support panel for knee space. The units are fitted with a full height curved modesty panel.

High Quadrant Units

30, 45, 60 & 90 degree. Main tops are 800mm deep and the counter tops are 350mm deep with a clear height of 400mm above the main top; the external radius of the top is 800mm. The main top as standard with reduced depth intermediate support panel for knee space and the counter top with a reduced depth intermediate support panel. The units are fitted with a full height curved modesty panel.

Low Annular Units

30, 45, 60 & 90 degree. Tops are 800mm deep, the external radius of the top is 1200mm or 1500 with an internal radius of 400mm and 700mm. The unit comes as standard with reduced depth intermediate support panel for knee space. The units are fitted with a full height curved modesty panel.

High Annular Units

30, 45, 60 & 90 degree. Main tops are 800mm deep and the counter tops are 350mm deep with a clear height of 400mm above the main top; the external radius of the top is 1200mm or 1500mm with an internal radius of 400mm and 700mm. The main top comes as standard with reduced depth intermediate support panel for knee space and the counter top with a reduced depth intermediate support panel. The units are fitted with a full height curved modesty panel.

Low Annular Internal Radius Units

30, 45, 60 & 90 degree. Tops are 800mm deep, the external radius of the top is 400mm with an internal radius of 1200mm. The unit comes as standard with reduced depth intermediate support panel for knee space. The units are fitted with a full height concave curved modesty panel.

High Annular Internal Radius Units

30, 45, 60 & 90 degree. Main tops are 800mm deep and the counter tops are 350mm deep with a clear height of 400mm above the main top; the external radius of the top is 400mm with an internal radius of 1200mm. The main top comes as standard with reduced depth intermediate support panel for knee space and the counter top with a reduced depth intermediate support panel. The units are fitted with a full height concave curved modesty panel.

Low Radial Units

30 & 45 degree. Tops are 800mm deep, the external radius of the top is 2000mm with an internal radius of 1200mm. The unit comes as standard with reduced depth intermediate support panel for knee space. The units are fitted with a full height curved modesty panel.

High Radial Units

30 & 45 degree. Main tops are 800mm deep and the counter tops are 350mm deep with a clear height of 400mm above the main top; the external radius of the top is 2000mm with an internal radius of 1200mm. The main top comes as standard with reduced depth intermediate support panel for knee space and the counter top with a reduced depth intermediate support panel. The units are fitted with a full height curved modesty panel. The radial sections are supplied pre-assembled.

Low Radial internal radius Units

30 & 45 degree. Tops are 800mm deep, the external radius of the top is 1200mm with an internal radius of 2000mm. The unit comes as standard with reduced depth intermediate support panel for knee space. The units are fitted with a full height curved

High Radial internal radius Units

30 & 45 degree. Main tops are 800mm deep and the counter tops are 350mm deep with a clear height of 400mm above the main top; the external radius of the top is 1200mm with an internal radius of 2000mm. The main top comes as standard with 400mm wide reduced depth intermediate support panel for knee space and the counter top with a reduced depth intermediate support panel. The units are fitted with a full height curved modesty panel.

Low Corner Units

45 & 90 degree. Tops are 800mm deep. The unit comes as standard with reduced depth intermediate support panel for knee space. The units are fitted with a full height and straight modesty panel.

High Corner Units

45 & 90 degree. Main tops are 800mm deep and the counter tops are 350mm deep with a clear height of 400mm above the main top. The main top comes as standard with reduced depth intermediate support panel for knee space and the counter top with a reduced depth intermediate support panel. The units are fitted with a full height and straight modesty panel.

Low Straight Units

Tops are 800mm deep. The unit comes as standard with reduced depth intermediate support panel for knee space. The units are fitted with a full height modesty panel.

High Straight Units

Main tops are 800mm deep and the counter tops are 350mm deep with a clear height of 400mm above the main top. The main top comes as standard with reduced depth intermediate support panel for knee space and the counter top with a reduced depth intermediate support panel. The units are fitted with a full height modesty panel.

Full width Wood panels

NB This option must be specified for any end counter module.

Glass Shelves

A 10mm thick clear toughened plate glass shelf unit mounted on 200mm high polished chrome support pillars for low units or 25mm high mounting for high units.

Privacy Screens

A 18mm thick veneered panel 500mm wide mounted to the front modesty panel to create a discreet level of privacy.

Under Counter Open Fronted Storage

Floor standing open fronted storage cupboard, tops and carcass panels all 18mm thick. Unit includes a single adjustable shelf and is supplied with levelling adjusters to allow cabinet to be fitted up to the underside of the counter top.

Under Counter Sliding Door Storage

Floor standing locking sliding door storage cupboard, tops and carcass panels all 18mm thick. Fitted adjustable shelf enclosed by locking sliding wood doors fitted with silver bow handle as standard. Unit supplied with levelling adjusters to allow cabinet to be fitted up to the underside of the counter top.

Under Counter Hinged Door Storage

Floor standing locking hinged door storage cupboard, tops and carcass panels all 18mm thick. Fitted adjustable shelf enclosed by locking hinged wood doors fitted with silver bow handle as standard. Unit supplied with levelling adjusters to allow cabinet to be fitted up to the underside of the counter top.

Desk Under Mobile Pedestal

Top and carcass panels all 18mm thick. Drawer sections fitted with auto locking, drawers, solid beech with a dowel construction mounted on roller runners, filing drawers mounted on full extension ball bearing runners and fitted with a hanging filing cradle, filing drawer fitted with anti-tilt castor. Unit mounted on 4 locking castors.

Counter Top Pigeon Hole Unit

Open A4 pigeonhole unit. All panels 18mm thick including 2 adjustable shelves. Unit to sit under high unit counter top.

OPTIONAL ACCESSORIES

Elliptical Cable Port

80 dia elliptical silver cable port available in 3 standard positions.

Wire Management Trunking

A simple 3 compartment plastic trunking supplied in 1.5m lengths with double-sided tape of fitting after installation.

Wire Management Spine

A flexible 3 section plastic trunking that can be run horizontally or vertically on the inside of the counter modesty panels.

Twin 13 amp Power Module

Power module with re-wipeable input & output plugs, excluding cable, to provide additional power points for the deskings.

fusion | Quadrant

MFC Oak Beech Walnut Maple White	ENEER Oak Steamed Beech	ENEER Ash Cherry 3 Maple Walnut	ENEER English Pippy Oak Bird's Eye Maple
MRP £	MRP £	MRP £	MRP £
757	915	961	1521
786	949	1007	1587
824	995	1048	1664
877	1059	1122	1808

Low Quadrant Unit Intermediate panels as standard



Code	Length	Depth	Height	Spec	MRP £	MRP £	MRP £	MRP £
F2000	800rad	800	760	30 deg	757	915	961	1521
F2001	800rad	800	760	45 deg	786	949	1007	1587
F2002	800rad	800	760	60 deg	824	995	1048	1664
F2003	800rad	800	760	90 deg	877	1059	1122	1808

Lower Full Width Panel Option



Code	Specification	Handing	MRP £	MRP £	MRP £	MRP £
F9002	Wood panel	LH	0	0	0	0
F9003	Wood panel	RH	0	0	0	0

Low Quadrant Unit Glass Shelves



Code	Length	Depth	Height	Spec	MRP £	MRP £	MRP £	MRP £
F2100		300	200	30 deg	425	425	425	425
F2101		300	200	45 deg	431	431	431	431
F2102		300	200	60 deg	441	441	441	441
F2103		300	200	90 deg	452	452	452	452

Low Quadrant Unit Privacy Screen



Code	Length	Depth	Height	Spec	MRP £	MRP £	MRP £	MRP £
F2200	220		500	30 deg	274	331	353	441
F2201	430		500	45 deg	292	353	392	467
F2202	640		500	60 deg	333	402	424	546
F2203	1050		500	90 deg	342	414	453	625

Cross Banding & Combination Veneer Option

Code	Specification	MRP £	MRP £	MRP £	MRP £
FCB1	Cross Banding on low unit Main Top Only	na	573	573	573
FCV3	Combination veneer on low Front Panel Only	na	392	392	392

Staining to Special Finish

Code	Specification	MRP £	MRP £	MRP £	MRP £
FS1	Low unit staining to special finish	na	160	160	160

Inlaid Metallic Banding

Code	Specification	MRP £	MRP £	MRP £	MRP £
INB3	Inlaid Metallic Laminate on low unit Front Panel Only	392	392	392	392

fusion | Quadrant

High Quadrant Unit Intermediate panels as standard



Code	Length	Depth	Height	Spec	MRP £	MRP £	MRP £	MRP £
F2300	800rad	800/354	760/1185	30 deg	1108	1337	1412	2320
F2301	800rad	800/354	760/1185	45 deg	1164	1407	1482	2447
F2302	800rad	800/354	760/1185	60 deg	1218	1470	1557	2601
F2303	800rad	800/354	760/1185	90 deg	1284	1551	1650	2745

MFC Oak Beech Walnut Maple White	veneer Oak Steamed Beech	veneer Ash Cherry 3 Maple Walnut	veneer English Pippy Oak Bird's Eye Maple
---	-----------------------------------	--	---



Lower Full Width Panel Option

Code	Specification	Handing	MRP £	MRP £	MRP £	MRP £
F9002	Wood panel	LH	0	0	0	0
F9003	Wood panel	RH	0	0	0	0

High Full Width Panel Option

Code	Specification	Handing	MRP £	MRP £	MRP £	MRP £
F9102	Wood panel	LH	0	0	0	0
F9103	Wood panel	RH	0	0	0	0

High Quadrant Unit Glass Shelves



Code	Length	Depth	Height	Spec	MRP £	MRP £	MRP £	MRP £
F2104		300	40	30 deg	425	425	425	425
F2105		300	40	45 deg	431	431	431	431
F2106		300	40	60 deg	441	441	441	441
F2107		300	40	90 deg	452	452	452	452

Cross Banding & Combination Veneer Option

Code	Specification	MRP £	MRP £	MRP £	MRP £
FCB1	Cross Banding on low unit Main Top Only	na	573	573	573
FCB2	Cross Banding on high unit Counter Top Only	na	573	573	573
FCV4	Combination veneer on high Front Panel Only	na	767	767	767

Staining to Special Finish

Code	Specification	MRP £	MRP £	MRP £	MRP £
FS2	High unit staining to special finish	na	309	309	309

Inlaid Metallic Banding

Code	Specification	MRP £	MRP £	MRP £	MRP £
INB4	Inlaid Metallic Laminate on high Front Panel Only	767	767	767	520

fusion | Annular

MFC Oak Beech Walnut Maple White	ENEER Oak Steamed Beech	ENEER Ash Cherry 3 Maple Walnut	ENEER English Pippy Oak Bird's Eye Maple
MRP £	MRP £	MRP £	MRP £
1127	1360	1453	2370
1261	1523	1615	2668
1318	1592	1684	2816
1385	1673	1771	2949

Low Annular Unit Intermediate panels as standard



Code	Length	Depth	Height	Spec	MRP £	MRP £	MRP £	MRP £
F3000	1200rad	800	760	30 deg	1127	1360	1453	2370
F3001	1200rad	800	760	45 deg	1261	1523	1615	2668
F3002	1200rad	800	760	60 deg	1318	1592	1684	2816
F3003	1200rad	800	760	90 deg	1385	1673	1771	2949

Lower Full Width Panel Option



Code	Specification	Handing	MRP £	MRP £	MRP £	MRP £
F9002	Wood panel	LH	0	0	0	0
F9003	Wood panel	RH	0	0	0	0

Low Annular Unit Glass Shelves



Code	Length	Depth	Height	Spec	MRP £	MRP £	MRP £	MRP £
F3100		300	200	30 deg	425	425	425	425
F3101		300	200	45 deg	473	473	473	473
F3102		300	200	60 deg	520	520	520	520
F3103		300	200	90 deg	788	788	788	788

Low Annular Unit Privacy screen



Code	Length	Depth	Height	Spec	MRP £	MRP £	MRP £	MRP £
F3200	430		500	30 deg	379	458	480	614
F3201	740		500	45 deg	406	490	512	693
F3202	1060		500	60 deg	420	507	551	719
F3203	1685		500	90 deg	438	529	568	746

Cross Banding & Combination Veneer Option

Code	Specification	MRP £	MRP £	MRP £	MRP £
FCB1	Cross Banding on low unit Main Top Only	na	573	573	573
FCV3	Combination veneer on low Front Panel Only	na	392	392	392

Staining to Special Finish

Code	Specification	MRP £	MRP £	MRP £	MRP £
FS1	Low unit staining to special finish	na	160	160	160

Inlaid Metallic Banding

Code	Specification	MRP £	MRP £	MRP £	MRP £
INB3	Inlaid Metallic Laminate on low unit Front Panel Only	392	392	392	392

fusion | Annular

MFC Oak Beech Walnut Maple White	veneer Oak Steamed Beech	veneer Ash Cherry 3 Maple Walnut	veneer English Pippy Oak Bird's Eye Maple
MRP £	MRP £	MRP £	MRP £
1673	2020	2142	3616
1788	2159	2281	3886
1913	2309	2449	4178
2037	2460	2605	4470

High Annular Unit Intermediate panels as standard



Code	Length	Depth	Height	Spec	MRP £	MRP £	MRP £	MRP £
F3300	1200rad	800/354	760/1185	30 deg	1673	2020	2142	3616
F3301	1200rad	800/354	760/1185	45 deg	1788	2159	2281	3886
F3302	1200rad	800/354	760/1185	60 deg	1913	2309	2449	4178
F3303	1200rad	800/354	760/1185	90 deg	2037	2460	2605	4470



Lower Full Width Panel Option

Code	Specification	Handing	MRP £	MRP £	MRP £	MRP £
F9002	Wood panel	LH	0	0	0	0
F9003	Wood panel	RH	0	0	0	0

High Full Width Panel Option

Code	Specification	Handing	MRP £	MRP £	MRP £	MRP £
F9102	Wood panel	LH	0	0	0	0
F9103	Wood panel	RH	0	0	0	0

High Annular Unit Glass Shelves



Code	Length	Depth	Height	Spec	MRP £	MRP £	MRP £	MRP £
F3104		300	40	30 deg	425	425	425	425
F3105		300	40	45 deg	473	473	473	473
F3106		300	40	60 deg	520	520	520	520
F3107		300	40	90 deg	788	788	788	788

Cross Banding & Combination Veneer Option

Code	Specification	MRP £	MRP £	MRP £	MRP £
FCB1	Cross Banding on low unit Main Top Only	na	573	573	573
FCB2	Cross Banding on high unit Counter Top Only	na	573	573	573
FCV4	Combination veneer on high Front Panel Only	na	767	767	767

Staining to Special Finish

Code	Specification	MRP £	MRP £	MRP £	MRP £
FS2	High unit staining to special finish	na	309	309	309

Inlaid Metallic Banding

Code	Specification	MRP £	MRP £	MRP £	MRP £
INB4	Inlaid Metallic Laminate on high Front Panel Only	767	767	767	767

fusion | Annular

MFC Oak Beech Walnut Maple White	ENEER Oak Steamed Beech	ENEER Ash Cherry 3 Maple Walnut	ENEER English Pippy Oak Bird's Eye Maple
MRP £	MRP £	MRP £	MRP £
1337	1570	1663	2580
1471	1733	1825	2878
1528	1802	1894	3026
1595	1883	1981	3158

Low Annular Unit Intermediate panels as standard



Code	Length	Depth	Height	Spec	MRP £	MRP £	MRP £	MRP £
F0000	1500rad	800	760	30 deg	1337	1570	1663	2580
F0001	1500rad	800	760	45 deg	1471	1733	1825	2878
F0002	1500rad	800	760	60 deg	1528	1802	1894	3026
F0003	1500rad	800	760	90 deg	1595	1883	1981	3158

Lower Full Width Panel Option



Code	Specification	Handing	MRP £	MRP £	MRP £	MRP £
F9002	Wood panel	LH	0	0	0	0
F9003	Wood panel	RH	0	0	0	0

Low Annular Unit Glass Shelves



Code	Length	Depth	Height	Spec	MRP £	MRP £	MRP £	MRP £
F0100		300	200	30 deg	425	425	425	425
F0101		300	200	45 deg	473	473	473	473
F0102		300	200	60 deg	520	520	520	520
F0103		300	200	90 deg	788	788	788	788

Low Annular Unit Privacy screen



Code	Length	Depth	Height	Spec	MRP £	MRP £	MRP £	MRP £
F0200	430		500	30 deg	379	458	480	614
F0201	740		500	45 deg	406	490	512	693
F0202	1060		500	60 deg	420	507	551	719
F0203	1685		500	90 deg	438	529	568	746

Cross Banding & Combination Veneer Option

Code	Specification	MRP £	MRP £	MRP £	MRP £
FCB1	Cross Banding on low unit Main Top Only	na	573	573	573
FCV3	Combination veneer on low Front Panel Only	na	392	392	392

Staining to Special Finish

Code	Specification	MRP £	MRP £	MRP £	MRP £
FS1	Low unit staining to special finish	na	160	160	160

Inlaid Metallic Banding

Code	Specification	MRP £	MRP £	MRP £	MRP £
INB3	Inlaid Metallic Laminate on low unit Front Panel Only	392	392	392	392

fusion | Annular

MFC Oak Beech Walnut Maple White	VENEER Oak Steamed Beech	VENEER Ash Cherry 3 Maple Walnut	VENEER English Pippy Oak Bird's Eye Maple
---	-----------------------------------	--	---

High Annular Unit Intermediate panels as standard



Code	Length	Depth	Height	Spec	MRP £	MRP £	MRP £	MRP £
F0300	1500rad	800/354	760/1185	30 deg	1883	2230	2352	3826
F0301	1500rad	800/354	760/1185	45 deg	1998	2369	2491	4096
F0302	1500rad	800/354	760/1185	60 deg	2123	2519	2659	4388
F0303	1500rad	800/354	760/1185	90 deg	2247	2670	2815	4680



Lower Full Width Panel Option

Code	Specification	Handing	MRP £	MRP £	MRP £	MRP £
F9002	Wood panel	LH	0	0	0	0
F9003	Wood panel	RH	0	0	0	0

High Full Width Panel Option

Code	Specification	Handing	MRP £	MRP £	MRP £	MRP £
F9102	Wood panel	LH	0	0	0	0
F9103	Wood panel	RH	0	0	0	0

High Annular Unit Glass Shelves



Code	Length	Depth	Height	Spec	MRP £	MRP £	MRP £	MRP £
F0104		300	40	30 deg	425	425	425	425
F0105		300	40	45 deg	473	473	473	473
F0106		300	40	60 deg	520	520	520	520
F0107		300	40	90 deg	788	788	788	788

Cross Banding & Combination Veneer Option

Code	Specification	MRP £	MRP £	MRP £	MRP £
FCB1	Cross Banding on low unit Main Top Only	na	573	573	573
FCB2	Cross Banding on high unit Counter Top Only	na	573	573	573
FCV4	Combination veneer on high Front Panel Only	na	767	767	767

Staining to Special Finish

Code	Specification	MRP £	MRP £	MRP £	MRP £
FS2	High unit staining to special finish	na	309	309	84

Inlaid Metallic Banding

Code	Specification	MRP £	MRP £	MRP £	MRP £
INB4	Inlaid Metallic Laminate on high Front Panel Only	767	767	767	767

fusion | Internal Annular

MFC Oak Beech Walnut Maple White	ENEER Oak Steamed Beech	ENEER Ash Cherry 3 Maple Walnut	ENEER English Pippy Oak Bird's Eye Maple
MRP £	MRP £	MRP £	MRP £
848	1025	1088	1741
910	1099	1163	1879
968	1170	1244	2023
1035	1251	1337	2166

Low Annular Internal Radius Unit Intermediate panels as standard



Code	Length	Depth	Height	Spec	MRP £	MRP £	MRP £	MRP £
F4000	1200rad	800	760	30 deg	848	1025	1088	1741
F4001	1200rad	800	760	45 deg	910	1099	1163	1879
F4002	1200rad	800	760	60 deg	968	1170	1244	2023
F4003	1200rad	800	760	90 deg	1035	1251	1337	2166

Lower Full Width Panel Option



Code	Specification	Handing	MRP £	MRP £	MRP £	MRP £
F9002	Wood panel	LH	0	0	0	0
F9003	Wood panel	RH	0	0	0	0

Low Annular Internal Radius Unit Glass Shelf



Code	Length	Depth	Height	Spec	MRP £	MRP £	MRP £	MRP £
F4100		300	200	30 deg	420	420	420	420
F4101		300	200	45 deg	431	431	431	431
F4102		300	200	60 deg	452	452	452	452
F4103		300	200	90 deg	473	473	473	473

Low Annular Internal Radius Unit Privacy Screen



Code	Length	Depth	Height	Spec	MRP £	MRP £	MRP £	MRP £
F4200	430		500	30 deg	255	309	320	341
F4201	740		500	45 deg	265	320	331	373
F4202	1060		500	60 deg	274	331	353	415
F4203	1685		500	90 deg	315	380	402	467

Cross Banding & Combination Veneer Option

Code	Specification	MRP £	MRP £	MRP £	MRP £
FCB1	Cross Banding on low unit Main Top Only	na	573	573	573
FCV3	Combination veneer on low Front Panel Only	na	392	392	392

Staining to Special Finish

Code	Specification	MRP £	MRP £	MRP £	MRP £
FS1	Low unit staining to special finish	na	160	160	160

Inlaid Metallic Banding

Code	Specification	MRP £	MRP £	MRP £	MRP £
INB3	Inlaid Metallic Laminate on low unit Front Panel Only	392	392	392	392

fusion | Internal Annular

MFC Oak Beech Walnut Maple White	ENEER Oak Steamed Beech	ENEER Ash Cherry 3 Maple Walnut	ENEER English Pippy Oak Bird's Eye Maple
---	----------------------------------	---	--

High Annular Internal Radius Unit Intermediate panels as standard



Code	Length	Depth	Height	Spec	MRP £	MRP £	MRP £	MRP £
F4300	1200rad	800/354	760/1185	30 deg	1351	1633	1725	2883
F4301	1200rad	800/354	760/1185	45 deg	1472	1777	1893	3180
F4302	1200rad	800/354	760/1185	60 deg	1605	1939	2060	3461
F4303	1200rad	800/354	760/1185	90 deg	1721	2078	2211	3737

Lower Full Width Panel Option



Code	Specification	Handing	MRP £	MRP £	MRP £	MRP £
F9002	Wood panel	LH	0	0	0	0
F9003	Wood panel	RH	0	0	0	0

High Full Width Panel Option

Code	Specification	Handing	MRP £	MRP £	MRP £	MRP £
F9102	Wood panel	LH	0	0	0	0
F9103	Wood panel	RH	0	0	0	0

High Annular Internal Radius Unit Glass Shelf



Code	Length	Depth	Height	Spec	MRP £	MRP £	MRP £	MRP £
F4104		300	40	30 deg	420	420	420	420
F4105		300	40	45 deg	431	431	431	431
F4106		300	40	60 deg	452	452	452	452
F4107		300	40	90 deg	473	473	473	473

Cross Banding & Combination Veneer Option

Code	Specification	MRP £	MRP £	MRP £	MRP £
FCB1	Cross Banding on low unit Main Top Only	na	573	573	573
FCB2	Cross Banding on high unit Counter Top Only	na	573	573	573
FCV4	Combination veneer on high Front Panel Only	na	767	767	767

Staining to Special Finish

Code	Specification	MRP £	MRP £	MRP £	MRP £
FS2	High unit staining to special finish	na	309	309	84

Inlaid Metallic Banding

Code	Specification	MRP £	MRP £	MRP £	MRP £
INB4	Inlaid Metallic Laminate on high Front Panel Only	767	767	767	767

fusion | Radial

MFC Oak Beech Walnut Maple White	veneer Oak Steamed Beech	veneer Ash Cherry 3 Maple Walnut	veneer English Pippy Oak Bird's Eye Maple
MRP £	MRP £	MRP £	MRP £
1117	1348	1424	2348
1261	1523	1615	2668

Low Radial Units Intermediate panels as standard



Code	Length	Depth	Height	Spec	MRP £	MRP £	MRP £	MRP £
F5000	2000rad	800	760	30 deg	1117	1348	1424	2348
F5001	2000rad	800	760	45 deg	1261	1523	1615	2668

Lower Full Width Panel Option



Code	Specification	Handing	MRP £	MRP £	MRP £	MRP £
F9002	Wood panel	LH	0	0	0	0
F9003	Wood panel	RH	0	0	0	0

Low Radial Unit Glass Shelf



Code	Length	Depth	Height	Spec	MRP £	MRP £	MRP £	MRP £
F5100		300	200	30 deg	683	683	683	683
F5101		300	200	45 deg	735	735	735	735

Low Radial Unit Privacy Screen



Code	Length	Depth	Height	Spec	MRP £	MRP £	MRP £	MRP £
F5200	850		500	30 deg	406	490	512	693
F5201	1370		500	45 deg	438	529	568	746

Cross Banding & Combination Veneer Option

Code	Specification	MRP £	MRP £	MRP £	MRP £
FCB1	Cross Banding on low unit Main Top Only	na	573	573	573
FCV3	Combination veneer on low Front Panel Only	na	392	392	392

Staining to Special Finish

Code	Specification	MRP £	MRP £	MRP £	MRP £
FS1	Low unit staining to special finish	na	160	160	160

Inlaid Metallic Banding

Code	Specification	MRP £	MRP £	MRP £	MRP £
INB3	Inlaid Metallic Laminate on low unit Front Panel Only	392	392	392	392

fusion | Radial

MFC Oak Beech Walnut Maple White	veneer Oak Steamed Beech	veneer Ash Cherry 3 Maple Walnut	veneer English Pippy Oak Bird's Eye Maple
MRP £	MRP £	MRP £	MRP £
1673	2020	2142	3616
1826	2205	2338	3963

High Radial Unit Intermediate panels as standard



Code	Length	Depth	Height	Spec	MRP £	MRP £	MRP £	MRP £
F5300	2000rad	800/354	760/1185	30 deg	1673	2020	2142	3616
F5301	2000rad	800/354	760/1185	45 deg	1826	2205	2338	3963



Lower Full Width Panel Option

Code	Specification	Handing	MRP £	MRP £	MRP £	MRP £
F9002	Wood panel	LH	0	0	0	0
F9003	Wood panel	RH	0	0	0	0

High Full Width Panel Option

Code	Specification	Handing	MRP £	MRP £	MRP £	MRP £
F9102	Wood panel	LH	0	0	0	0
F9103	Wood panel	RH	0	0	0	0

High Radial Unit Glass Shelf



Code	Length	Depth	Height	Spec	MRP £	MRP £	MRP £	MRP £
F5102		300	40	30 deg	683	683	683	683
F5103		300	40	45 deg	735	735	735	735

Cross Banding & Combination Veneer Option

Code	Specification	MRP £	MRP £	MRP £	MRP £
FCB1	Cross Banding on low unit Main Top Only	na	573	573	573
FCB2	Cross Banding on high unit Counter Top Only	na	573	573	573
FCV4	Combination veneer on high Front Panel Only	na	767	767	767

Staining to Special Finish

Code	Specification	MRP £	MRP £	MRP £	MRP £
FS2	High unit staining to special finish	na	309	309	309

Inlaid Metallic Banding

Code	Specification	MRP £	MRP £	MRP £	MRP £
INB4	Inlaid Metallic Laminate on high Front Panel Only	767	767	767	767

fusion | Internal Radial

MFC Oak Beech Walnut Maple White	VENEER Oak Steamed Beech	VENEER Ash Cherry 3 Maple Walnut	VENEER English Pippy Oak Bird's Eye Maple
MRP £	MRP £	MRP £	MRP £
1035	1251	1337	2166
1127	1360	1453	2370

Low Radial Internal Radius Unit Intermediate panels as standard



Code	Length	Depth	Height	Spec	MRP £	MRP £	MRP £	MRP £
F6000	2000rad	800	760	30 deg	1035	1251	1337	2166
F6001	2000rad	800	760	45 deg	1127	1360	1453	2370

Lower Full Width Panel Option



Code	Specification	Handing	MRP £	MRP £	MRP £	MRP £
F9002	Wood panel	LH	0	0	0	0
F9003	Wood panel	RH	0	0	0	0

Low Radial Internal Radius Unit Glass Shelf



Code	Length	Depth	Height	Spec	MRP £	MRP £	MRP £	MRP £
F6100		300	200	30 deg	483	483	483	483
F6101		300	200	45 deg	525	525	525	525

Low Radial Internal Radius Unit Privacy Screen



Code	Length	Depth	Height	Spec	MRP £	MRP £	MRP £	MRP £
F6200	430		500	30 deg	333	402	424	509
F6201	740		500	45 deg	342	414	453	546

Cross Banding & Combination Veneer Option

Code	Specification	MRP £	MRP £	MRP £	MRP £
FCB1	Cross Banding on low unit Main Top Only	na	573	573	573
FCV3	Combination veneer on low Front Panel Only	na	392	392	392

Staining to Special Finish

Code	Specification	MRP £	MRP £	MRP £	MRP £
FS1	Low unit staining to special finish	na	160	160	160

Inlaid Metallic Banding

Code	Specification	MRP £	MRP £	MRP £	MRP £
INB3	Inlaid Metallic Laminate on low unit Front Panel Only	392	392	392	392

fusion | Internal Radial

MFC Oak Beech Walnut Maple White	veneer Oak Steamed Beech	veneer Ash Cherry 3 Maple Walnut	veneer English Pippy Oak Bird's Eye Maple
MRP £	MRP £	MRP £	MRP £
1419	1714	1818	3031
1568	1893	1997	3384

High Radial Internal Radius Unit Intermediate panels as standard



Code	Length	Depth	Height	Spec	MRP £	MRP £	MRP £	MRP £
F6300	2000rad	800/354	760/1185	30 deg	1419	1714	1818	3031
F6301	2000rad	800/354	760/1185	45 deg	1568	1893	1997	3384



Lower Full Width Panel Option

Code	Specification	Handing	MRP £	MRP £	MRP £	MRP £
F9002	Wood panel	LH	0	0	0	0
F9003	Wood panel	RH	0	0	0	0

High Full Width Panel Option

Code	Specification	Handing	MRP £	MRP £	MRP £	MRP £
F9102	Wood panel	LH	0	0	0	0
F9103	Wood panel	RH	0	0	0	0

High Radial Internal Radius Unit Glass Shelf



Code	Length	Depth	Height	Spec	MRP £	MRP £	MRP £	MRP £
F6102		300	40	30 deg	483	483	483	483
F6103		300	40	45 deg	525	525	525	525

Cross Banding & Combination Veneer Option

Code	Specification	MRP £	MRP £	MRP £	MRP £
FCB1	Cross Banding on low unit Main Top Only	na	573	573	573
FCB2	Cross Banding on high unit Counter Top Only	na	573	573	573
FCV4	Combination veneer on high Front Panel Only	na	767	767	767

Staining to Special Finish

Code	Specification	MRP £	MRP £	MRP £	MRP £
FS2	High unit staining to special finish	na	309	309	309

Inlaid Metallic Banding

Code	Specification	MRP £	MRP £	MRP £	MRP £
INB4	Inlaid Metallic Laminate on high Front Panel Only	767	767	767	767

fusion | Corner

MFC	ENEER	ENEER	ENEER
Oak	Oak	Ash	English
Beech	Steamed	Cherry 3	Pippy Oak
Walnut	Beech	Maple	Bird's Eye
Maple		Walnut	Maple
White			
MRP £	MRP £	MRP £	MRP £
1007	1216	1297	2083
1127	1360	1453	2370

Low Corner Units

Intermediate panels as standard



Code	Length	Depth	Height	Spec	MRP £	MRP £	MRP £	MRP £
F7000	470/470	800	760	45 deg	1007	1216	1297	2083
F7001	1000/1000	800	760	90 deg	1127	1360	1453	2370

Lower Full Width Panel Option



Code	Specification	Handing	MRP £	MRP £	MRP £	MRP £
F9002	Wood panel	LH	0	0	0	0
F9003	Wood panel	RH	0	0	0	0

Low Corner Unit Glass Shelf



Code	Length	Depth	Height	Spec	MRP £	MRP £	MRP £	MRP £
F7100		300	200	45 deg	525	525	525	525
F7101		300	200	90 deg	809	809	809	809

Low Corner Unit Privacy Screen



Code	Length	Depth	Height	Spec	MRP £	MRP £	MRP £	MRP £
F7200	430		500	30 deg	380	380	402	467
F7201	740		500	45 deg	573	573	607	819

Includes 2 screens

Cross Banding & Combination Veneer Option

Code	Specification	MRP £	MRP £	MRP £	MRP £
FCB1	Cross Banding on low unit Main Top Only	na	573	573	573
FCV3	Combination veneer on low Front Panel Only	na	392	392	392

Staining to Special Finish

Code	Specification	MRP £	MRP £	MRP £	MRP £
FS1	Low unit staining to special finish	na	160	160	160

Inlaid Metallic Banding

Code	Specification	MRP £	MRP £	MRP £	MRP £
INB3	Inlaid Metallic Laminate on low unit Front Panel Only	392	392	392	392

fusion | Corner

MFC Oak Beech Walnut Maple White	veneer Oak Steamed Beech	veneer Ash Cherry 3 Maple Walnut	veneer English Pippy Oak Bird's Eye Maple
MRP £	MRP £	MRP £	MRP £
1568	1893	1997	3384
1764	2130	2251	3814

High Corner Unit Intermediate panels as standard



Code	Length	Depth	Height	Spec	MRP £	MRP £	MRP £	MRP £
F7300	470/470	800/354	760/1185	45 deg	1568	1893	1997	3384
F7301	1000/1000	800/354	760/1185	90 deg	1764	2130	2251	3814



Lower Full Width Panel Option

Code	Specification	Handing	MRP £	MRP £	MRP £	MRP £
F9002	Wood panel	LH	0	0	0	0
F9003	Wood panel	RH	0	0	0	0

High Full Width Panel Option

Code	Specification	Handing	MRP £	MRP £	MRP £	MRP £
F9102	Wood panel	LH	0	0	0	0
F9103	Wood panel	RH	0	0	0	0

High Corner Unit Glass Shelf



Code	Length	Depth	Height	Spec	MRP £	MRP £	MRP £	MRP £
F7102		300	40	45 deg	525	525	525	525
F7103		300	40	90 deg	809	809	809	809

Cross Banding & Combination Veneer Option

Code	Specification	MRP £	MRP £	MRP £	MRP £
FCB1	Cross Banding on low unit Main Top Only	na	573	573	573
FCB2	Cross Banding on high unit Counter Top Only	na	573	573	573
FCV4	Combination veneer on high Front Panel Only	na	767	767	767

Staining to Special Finish

Code	Specification	MRP £	MRP £	MRP £	MRP £
FS2	High unit staining to special finish	na	309	309	84

Inlaid Metallic Banding

Code	Specification	MRP £	MRP £	MRP £	MRP £
INB4	Inlaid Metallic Laminate on high Front Panel Only	767	767	767	767

fusion | Straight

MFC Oak Beech Walnut Maple White	VENEER Oak Steamed Beech	VENEER Ash Cherry 3 Maple Walnut	VENEER English Pippy Oak Bird's Eye Maple
---	-----------------------------------	--	---

Low Straight Unit Intermediate panels as standard



Code	Length	Depth	Height	Spec	MRP £	MRP £	MRP £	MRP £
F8000	800	800	760		542	654	712	1052
F8001	1000	800	760		580	700	741	1130
F8002	1200	800	760		594	718	753	1157
F8003	1400	800	760		613	741	793	1190
F8004	1600	800	760		652	788	816	1262
F8005	1800	800	760		690	834	891	1378

Lower Full Width Panel Option



Code	Specification	Handing	MRP £	MRP £	MRP £	MRP £
F9002	Wood panel	LH	0	0	0	0
F9003	Wood panel	RH	0	0	0	0

Low Straight Unit Glass Shelf



Code	Length	Depth	Height	Spec	MRP £	MRP £	MRP £	MRP £
F8100	700	300	200		441	441	441	441
F8101	900	300	200		452	452	452	452
F8102	1100	300	200		473	473	473	473
F8103	1300	300	200		641	641	641	641
F8104	1500	300	200		651	651	651	651
F8105	1700	300	200		714	714	714	714

Low Straight Unit Privacy Screen



Code	Length	Depth	Height	Spec	MRP £	MRP £	MRP £	MRP £
F8200	750		500		224	270	287	368
F8201	950		500		228	276	292	383
F8202	1150		500		237	287	303	404
F8203	1350		500		255	309	320	446
F8204	1550		500		265	320	331	478
F8205	1750		500		274	331	353	520

Cross Banding & Combination Veneer Option

Code	Specification	MRP £	MRP £	MRP £	MRP £
FCB1	Cross Banding on low unit Main Top Only	na	573	573	573
FCV3	Combination veneer on low Front Panel Only	na	392	392	392

Staining to Special Finish

Code	Specification	MRP £	MRP £	MRP £	MRP £
FS1	Low unit staining to special finish	na	160	160	160

Inlaid Metallic Banding

Code	Specification	MRP £	MRP £	MRP £	MRP £
INB3	Inlaid Metallic Laminate on low unit Front Panel Only	392	392	392	392

fusion | Straight

High Straight Unit Intermediate panels as standard



Code	Length	Depth	Height	Spec	MFC Oak Beech Walnut Maple White	MRP £	MRP £	MRP £	MRP £
F8300	800	800/354	760/1185			824	995	1048	1664
F8301	1000	800/354	760/1185			848	1025	1088	1741
F8302	1200	800/354	760/1185			877	1059	1122	1808
F8303	1400	800/354	760/1185			910	1099	1163	1879
F8304	1600	800/354	760/1185			944	1140	1204	1940
F8305	1800	800/354	760/1185			968	1170	1244	2023



Lower Full Width Panel Option

Code	Specification	Handing	MRP £	MRP £	MRP £	MRP £
F9002	Wood panel	LH	0	0	0	0
F9003	Wood panel	RH	0	0	0	0

High Full Width Panel Option

Code	Specification	Handing	MRP £	MRP £	MRP £	MRP £
F9102	Wood panel	LH	0	0	0	0
F9103	Wood panel	RH	0	0	0	0

High Straight Unit Glass Shelf



Code	Length	Depth	Height	Spec	MRP £	MRP £	MRP £	MRP £
F8106	700	300	40		441	441	441	441
F8107	900	300	40		452	452	452	452
F8108	1100	300	40		473	473	473	473
F8109	1300	300	40		641	641	641	641
F8110	1500	300	40		651	651	651	651
F8111	1700	300	40		714	714	714	714

Cross Banding & Combination Veneer Option

Code	Specification	MRP £	MRP £	MRP £	MRP £
FCB1	Cross Banding on low unit Main Top Only	na	573	573	573
FCB2	Cross Banding on high unit Counter Top Only	na	573	573	573
FCV4	Combination veneer on high Front Panel Only	na	767	767	767

Staining to Special Finish

Code	Specification	MRP £	MRP £	MRP £	MRP £
FS2	High unit staining to special finish	na	309	309	309

Inlaid Metallic Banding

Code	Specification	MRP £	MRP £	MRP £	MRP £
INB4	Inlaid Metallic Laminate on high Front Panel Only	767	767	767	767

fusion | DDA

MFC Oak Beech Walnut Maple White	ENEER Oak Steamed Beech	ENEER Ash Cherry 3 Maple Walnut	ENEER English Pippy Oak Bird's Eye Maple
---	----------------------------------	---	--

Low Annular DDA Unit



Code	Length	Depth	Height	Spec	MRP £	MRP £	MRP £	MRP £
F3002DDA	1200 rad	800	760	60 deg	1587	1916	1991	2849
F3003DDA	1200 rad	800	760	90 deg	1639	1979	2072	3009
F0002DDA	1500 rad	800	760	60 deg	1587	1916	1991	2849
F0003DDA	1500 rad	800	760	90 deg	1639	1979	2072	3009

Low Radial DDA Unit



Code	Length	Depth	Height	Spec	MRP £	MRP £	MRP £	MRP £
F5000DDA	2000 rad	800	760	30 deg	1456	1759	1825	2468
F5001DDA	2000 rad	800	760	45 deg	1571	1896	1979	2720

Low Straight DDA Unit



Code	Length	Depth	Height	Spec	MRP £	MRP £	MRP £	MRP £
F8002DDA	1200	800	760		863	1042	1071	1339
F8003DDA	1400	800	760		877	1059	1099	1378
F8004DDA	1600	800	760		906	1094	1134	1433
F8005DDA	1800	800	760		949	1146	1198	1532

Counter Flap and Gate



Code	Length	Depth	Height	Spec	MRP £	MRP £	MRP £	MRP £
F9900	900	800	760	LH Hinged	1124	1180	1274	1571
F9901	900	800	760	RH Hinged	1124	1180	1274	1571

Image shown RH

Note: Flap and Gate 800L, Wall Support 100L

Cross Banding & Combination Veneer Option

Code	Specification	MRP £	MRP £	MRP £	MRP £
FCB1	Cross Banding on low unit Main Top Only	na	573	573	573
FCV3	Combination veneer on low Front Panel Only	na	392	392	392

Staining to Special Finish

Code	Specification	MRP £	MRP £	MRP £	MRP £
FS1	Low unit staining to special finish	na	160	160	160

Inlaid Metallic Banding

Code	Specification	MRP £	MRP £	MRP £	MRP £
INB3	Inlaid Metallic Laminate on low unit Front Panel Only	392	392	392	392

fusion | Storage

MFC Oak Beech Walnut Maple White	ENEER Oak Steamed Beech	ENEER Ash Cherry 3 Maple Walnut	ENEER English Pippy Oak Bird's Eye Maple
---	----------------------------------	---	--

Under Counter Open Fronted Storage Fitted single adjustable shelf



Code	Length	Depth	Height	Spec	MRP £	MRP £	MRP £	MRP £
F9800	710	600	735		350	422	445	573
F9801	910	600	735		370	445	475	639

Under Counter Hinged Door Storage Fitted single adjustable shelf



Code	Length	Depth	Height	Spec	MRP £	MRP £	MRP £	MRP £
F9804	710	600	735		503	608	631	915
F9805	910	600	735		542	654	712	1052

Under Counter Sliding Door Storage Fitted single adjustable shelf



Code	Length	Depth	Height	Spec	MRP £	MRP £	MRP £	MRP £
F9808	710	600	735		503	608	631	915
F9809	910	600	735		527	636	689	997

Desk Under Mobile Pedestal



Code	Length	Depth	Height	Spec	MRP £	MRP £	MRP £	MRP £
F9825	425	555	670	3 drawer	432	521	555	799
F9826	425	555	670	4 drawer	432	521	555	799

Desk Under Slim Mobile Pedestal



Code	Length	Depth	Height	Spec	MRP £	MRP £	MRP £	MRP £
F9827	300	555	670	3 drawer	432	521	555	799
F9828	300	555	670	4 drawer	432	521	555	799

Counter Top Pigeon Hole Unit



Code	Length	Depth	Height	Spec	MRP £	MRP £	MRP £	MRP £
F9830	270	310	400	2 shelves	239	290	301	319

fusion | Accessories

		MFC Oak Beech Walnut Maple White	ENEER Oak Steamed Beech	ENEER Ash Cherry 3 Maple Walnut	ENEER English Pippy Oak Bird's Eye Maple
Silver Cable Port					
Code	Specification	MRP £	MRP £	MRP £	MRP £
F9720	Central in back edge of top	32	32	32	32
F9721	Top right hand corner in back edge of top	32	32	32	32
F9722	Top left hand corner in back edge of top	32	32	32	32

Wire Management								
Code	Length	Depth	Height	Spec	MRP £	MRP £	MRP £	MRP £
F9780	1500				116	116	116	116

Wire Management Spine								
Code	Length	Depth	Height	Spec	MRP £	MRP £	MRP £	MRP £
F9781	1000				128	128	128	128

Twin 13amp Power Module					
Code		MRP £	MRP £	MRP £	MRP £
F9790		133	133	133	133

LED Plinth Lighting					
Code	Specification	MRP £	MRP £	MRP £	MRP £
LED	LED strip lighting fitted to plinth	315	315	315	315
Cost per module					

Specification	Page 60
Arrowhead	Page 61
Aerofoil	Page 62
Trumpet Base	Page 63
Slab End	Page 64
Box Base	Page 65
Slim Box	Page 66
Pedestal	Page 67
A Line	Page 68
Wire Management	Page 69
Coffee Table	Page 70
Meeting	Page 71
Social Units	Pages 72 - 73

Veneer Options

Steamed Beech	Code 'SBCH'
Oak	Code 'OAK'
Cherry Shade 3	Code 'CHY3'
Ash	Code 'ASH'
American Black Walnut	Code 'WALN'
Crown Cut Maple	Code 'MAPL'
English Pippy Oak*	Code 'PIPP'
Bird's Eye Maple*	Code 'BIRD'

Please suffix the product code with the appropriate finish code.

* Please note for Bird's Eye Maple and English Pippy Oak: all visible top panels, doors and drawer fronts finished in Bird's Eye Maple or English Pippy Oak as appropriate. All other panels finished in complementary veneer, ie Maple with Bird's Eye Maple veneer and Oak with English Pippy Oak veneer.

Exotic Veneers

We are able to offer many different species of exotic veneers including Burr Walnut, Madrona, Wenge, Zebrano and Smoked Swiss Pear (as illustrated in the oracle brochure). Pricing for these options is available on request.

Cross Banding

Bird's Eye Maple/ Crown Cut Maple/ Black Line Inlay
 Bird's Eye Maple/ Cherry/ Black Line Inlay
 Crown Cut Maple/ Cherry/ Black Line Inlay
 English Pippy Oak/ Oak/ Black Line Inlay
 Burr Walnut/ American Black Walnut/ Black Line Inlay
 Crown Cut Maple/ American Black Walnut/ Black Line Inlay

First veneer finish indicates veneer on the inner panel. 2nd veneer is the perimeter cross banding.

For pricing always use the price band for the veneer on the inner panel.

Boardroom Tables

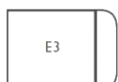
All tops are 38mm thick with solid edging. Tops are finished with water based lacquer tested to BS6250 severe rating to give a durable finish. The boardroom table tops are available in 6 different top shapes.

- Rectangular
- Semi-Circular ended
- Barrel
- Dual Curve
- Oval
- Visual

With a choice of 3 different edge details:



Square Edge



Bullnose Edge



Chamfered Edge

All boardroom tables are available with a choice of 7 base styles:

- Arrowhead Base
- Aerofoil Base
- Chrome Trumpet Base
- Slab End Base
- Square Base
- Slim Box Base
- Brushed Stainless pedestal base

Arrowhead Base

Panel under frame, panels 30mm thick with 10mm solid lipping. The arrowhead bases are fitted with 3 way plastic trunking, cable riser with matching veneered cover panels.

Aerofoil Base

Wing profile base with optional integral wire management capability including wire management trough as standard

Polished Chrome Trumpet Base

Chrome column base either with a trumpet style or domed chrome base. Limited wire management options available with this base style.

Slab End Base

30mm thick 10mm solid lip panels linked with 2 shallow modesty panels. Panel bases are fitted with 3 way plastic trunking, cable riser with matching veneered cover panels, includes wire management trough as

Square Base

Square base with hinged door access including wire management trough as standard

Slim Box Base

Square base with hinged door access including wire management trough as standard

A Line Leg

Polished Alloy cast alloy frame with black uprights. Linked with black circular cross rails

Wire Management Options

The oracle range comes as standard with optional integrated wire management facilities ranging from simple wooden cable ports to AV and Data power modules.

Coffee Tables

All tops are 38mm thick with solid edging. Tops are finished with water based lacquer tested to BS6250 severe rating to give a durable finish. The Coffee table tops are available with 3 different top shapes:

- Square
- Circular
- Dual Curve

All boardroom tables are available with a choice of base styles:

- Arrowhead Base
- Chrome Trumpet Base

oracle | Arrowhead

Steamed Beech Oak Cherry 3	Maple Ash Walnut	English Pippy Oak	Birds Eye Maple
----------------------------	------------------	-------------------	-----------------

Rectangular Table with Arrowhead Base



Code	Length	Depth	Height	Spec	sits*	MRP £	MRP £	MRP £	MRP £
MB1000	2400	1200	720	one piece top	8	2,154	2,408	2,848	2,975
MB1001	3000	1200	720	two piece top	10	2,975	3,322	3,924	4,087
MB1002	3600	1200	720	two piece top	12	3,322	3,722	4,393	4,584
MB1003	4800	1300	720	two piece top	14	3,693	4,110	4,868	5,064

Semi-Circular Ended Table with Arrowhead Base



Code	Length	Depth	Height	Spec	sits*	MRP £	MRP £	MRP £	MRP £
MB1010	2400	1200	720	one piece top	8	2,610	2,900	3,438	3,594
MB1011	3000	1200	720	two piece top	10	3,415	3,803	4,509	4,695
MB1012	3600	1200	720	two piece top	12	3,774	4,220	4,983	5,186
MB1013	4800	1300	720	two piece top	14	4,121	4,637	5,458	5,672

Barrel Shaped Table with Arrowhead Base



Code	Length	Depth	Height	Spec	sits*	MRP £	MRP £	MRP £	MRP £
MB1020	2400	1200	720	one piece top	8	2,610	2,900	3,438	3,594
MB1021	3000	1200	720	two piece top	10	3,415	3,803	4,509	4,695
MB1022	3600	1200	720	two piece top	12	3,774	4,220	4,983	5,186
MB1023	4800	1300	720	two piece top	14	4,121	4,637	5,458	5,672

Dual Curve Table with Arrowhead Base



Code	Length	Depth	Height	Spec	sits*	MRP £	MRP £	MRP £	MRP £
MB1030	2400	1200	720	one piece top	8	2,877	3,212	3,792	3,948
MB1031	3000	1200	720	two piece top	10	3,872	4,324	5,117	5,319
MB1032	3600	1200	720	two piece top	12	4,046	4,527	5,354	5,568
MB1033	4800	1300	720	two piece top	14	4,405	4,926	5,823	6,252

Oval Table with Arrowhead Base



Code	Length	Depth	Height	Spec	sits*	MRP £	MRP £	MRP £	MRP £
MB1400	2400	1200	720	one piece top	6	2,928	3,271	3,872	4,029
MB1401	3000	1200	720	two piece top	8	3,936	4,405	5,209	5,418
MB1402	3600	1200	720	two piece top	10	4,115	4,607	5,453	5,672
MB1403	4800	1300	720	two piece top	12	4,497	5,013	5,927	6,361

Visual Table with Arrowhead Base



Code	Length	Depth	Height	Spec	sits*	MRP £	MRP £	MRP £	MRP £
MB1410	2400	1600/800	720	two piece top	7	3,872	4,324	5,117	5,319
MB1411	3000	1600/800	720	two piece top	9	4,561	5,105	6,031	6,280
MB1412	3600	1800/800	720	three piece top	11	5,215	5,835	6,893	7,165
MB1413	4800	1800/800	720	four piece top	13	5,835	6,524	7,699	8,005

* Seating Calculation based on average seat width of 700mm

Cross Banding Veneer Option

Code	Spec	MRP £	MRP £	MRP £	MRP £
CB5	Single piece tops only	804	804	804	804
CB6	Two piece tops only	1,371	1,371	1,371	1,371
CB9	Three piece tops only	1,945	1,945	1,945	1,945
CB10	Four piece tops only	2,512	2,512	2,512	2,512

Staining to Special Finish

Code	Spec	MRP £	MRP £	MRP £	MRP £
MS2	Single piece tops only	255	255	255	255
MS3	Two piece tops only	445	445	445	445
MS4	Three piece tops only	608	608	608	608
MS5	Four piece tops only	747	747	747	747

oracle | Aerofoil

Steamed Beech Oak Cherry 3	Maple Ash Walnut	English Pippy Oak	Birds Eye Maple
----------------------------	------------------	-------------------	-----------------

Rectangular Table with Aerofoil Base



Code	Length	Depth	Height	Spec	sits*	MRP £	MRP £	MRP £	MRP £
MB1040	2400	1200	720	one piece top	8	4,075	4,411	5,013	5,227
MB1041	3000	1200	720	two piece top	10	4,637	5,024	5,672	5,927
MB1042	3600	1200	720	two piece top	12	5,550	6,020	6,824	7,107
MB1043	4800	1300	720	two piece top	14	6,476	7,027	7,964	8,294

Semi-Circular Ended Table with Aerofoil Base



Code	Length	Depth	Height	Spec	sits*	MRP £	MRP £	MRP £	MRP £
MB1050	2400	1200	720	one piece top	8	4,446	4,838	5,458	5,702
MB1051	3000	1200	720	two piece top	10	5,094	5,534	6,263	6,524
MB1052	3600	1200	720	two piece top	12	5,550	6,020	6,824	7,107
MB1053	4800	1300	720	two piece top	14	7,114	7,727	8,757	9,139

Barrel Shaped Table with Aerofoil Base



Code	Length	Depth	Height	Spec	sits*	MRP £	MRP £	MRP £	MRP £
MB1060	2400	1200	720	one piece top	8	4,446	4,838	5,458	5,702
MB1061	3000	1200	720	two piece top	10	5,094	5,534	6,263	6,524
MB1062	3600	1200	720	two piece top	12	5,550	6,020	6,824	7,107
MB1063	4800	1300	720	two piece top	14	7,114	7,727	8,757	9,139

Dual Curve Table with Aerofoil Base



Code	Length	Depth	Height	Spec	sits*	MRP £	MRP £	MRP £	MRP £
MB1070	2400	1200	720	one piece top	8	4,723	5,135	5,812	6,061
MB1071	3000	1200	720	two piece top	10	5,550	6,020	6,824	7,107
MB1072	3600	1200	720	two piece top	12	5,835	6,315	7,178	7,490
MB1073	4800	1300	720	two piece top	14	7,508	8,132	9,220	9,609

Oval Table with Aerofoil Base



Code	Length	Depth	Height	Spec	sits*	MRP £	MRP £	MRP £	MRP £
MB1500	2400	1200	720	one piece top	6	4,815	5,227	5,921	6,170
MB1501	3000	1200	720	two piece top	8	5,655	6,130	6,957	7,247
MB1502	3600	1200	720	two piece top	10	5,939	6,442	7,305	7,628
MB1503	4800	1300	720	two piece top	12	7,646	8,282	9,388	9,793

Visual Table with Aerofoil Base



Code	Length	Depth	Height	Spec	sits*	MRP £	MRP £	MRP £	MRP £
MB1510	2400	1600/800	720	two piece top	7	5,550	6,020	6,824	7,107
MB1511	3000	1600/800	720	two piece top	9	6,558	7,096	8,057	8,399
MB1512	3600	1800/800	720	three piece top	11	7,501	8,132	9,220	9,602
MB1513	4800	1800/800	720	four piece top	13	8,381	9,088	10,314	10,731

* Seating Calculation based on average seat width of 700mm

Cross Banding Veneer Option

Code	Spec	MRP £	MRP £	MRP £	MRP £
CB5	Single piece tops only	804	804	804	804
CB6	Two piece tops only	1,371	1,371	1,371	1,371
CB9	Three piece tops only	1,945	1,945	1,945	1,945
CB10	Four piece tops only	2,512	2,512	2,512	2,512

Staining to Special Finish

Code	Spec	MRP £	MRP £	MRP £	MRP £
MS2	Single piece tops only	255	255	255	255
MS3	Two piece tops only	445	445	445	445
MS4	Three piece tops only	608	608	608	608
MS5	Four piece tops only	747	747	747	747

oracle Trumpet Base

Steamed Beech Oak Cherry 3	Maple Ash Walnut	English Pippy Oak	Birds Eye Maple
----------------------------	------------------	-------------------	-----------------

Rectangular Table with Chrome Trumpet Base



Code	Length	Depth	Height	Spec	sits*	MRP £	MRP £	MRP £	MRP £
MB3080	2400	1200	770	one piece top	8	2,833	3,164	3,324	3,473
MB3081	3000	1200	770	two piece top	10	3,594	4,019	4,234	4,421
MB3082	3600	1200	770	two piece top	12	4,019	4,487	4,735	4,939
MB3083	4800	1300	770	two piece top	14	4,790	5,358	5,639	5,882

Semi-Circular Ended Table with Chrome Trumpet Base



Code	Length	Depth	Height	Spec	sits*	MRP £	MRP £	MRP £	MRP £
MB3090	2400	1200	770	one piece top	8	3,252	3,622	3,826	3,997
MB3091	3000	1200	770	two piece top	10	4,019	4,487	4,735	4,939
MB3092	3600	1200	770	two piece top	12	4,449	4,978	5,237	5,468
MB3093	4800	1300	770	two piece top	14	5,215	5,843	6,141	6,422

Barrel Shaped Table with Chrome Trumpet Base



Code	Length	Depth	Height	Spec	sits*	MRP £	MRP £	MRP £	MRP £
MB3100	2400	1200	770	one piece top	8	3,252	3,622	3,826	3,997
MB3101	3000	1200	770	two piece top	10	4,019	4,487	4,735	4,939
MB3102	3600	1200	770	two piece top	12	4,449	4,978	5,237	5,468
MB3103	4800	1300	770	two piece top	14	5,215	5,843	6,141	6,422

Dual Curve Table with Chrome Trumpet Base



Code	Length	Depth	Height	Spec	sits*	MRP £	MRP £	MRP £	MRP £
MB3110	2400	1200	770	one piece top	8	3,423	3,826	4,035	4,212
MB3111	3000	1200	770	two piece top	10	4,283	4,785	5,027	5,270
MB3112	3600	1200	770	two piece top	12	4,713	5,270	5,546	5,794
MB3113	4800	1300	770	two piece top	14	5,474	6,130	6,444	6,736

Oval Table with Chrome Trumpet Base



Code	Length	Depth	Height	Spec	sits*	MRP £	MRP £	MRP £	MRP £
MB3120	2400	1200	770	one piece top	6	3,484	3,897	4,118	4,294
MB3121	3000	1200	770	two piece top	8	4,360	4,879	5,121	5,364
MB3122	3600	1200	770	two piece top	10	4,796	5,364	5,645	5,898
MB3123	4800	1300	770	two piece top	12	5,573	6,246	6,565	6,858

Visual Table with Chrome Trumpet Base



Code	Length	Depth	Height	Spec	sits*	MRP £	MRP £	MRP £	MRP £
MB3130	2400	1600/800	770	two piece top	7	4,283	4,785	5,027	5,270
MB3131	3000	1600/800	770	two piece top	9	5,055	5,645	5,931	6,207
MB3132	3600	1800/800	770	three piece top	11	5,777	6,461	6,775	7,111
MB3133	4800	1800/800	770	four piece top	13	6,461	7,221	7,591	7,944

Cross Banding Veneer Option

Code	Spec	MRP £	MRP £	MRP £	MRP £
CB5	Single piece tops only	804	804	804	804
CB6	Two piece tops only	1,371	1,371	1,371	1,371
CB9	Three piece tops only	1,945	1,945	1,945	1,945
CB10	Four piece tops only	2,512	2,512	2,512	2,512

Staining to Special Finish

Code	Spec	MRP £	MRP £	MRP £	MRP £
MS2	Single piece tops only	255	255	255	255
MS3	Two piece tops only	445	445	445	445
MS4	Three piece tops only	608	608	608	608
MS5	Four piece tops only	747	747	747	747

* Seating Calculation based on average seat width of 700mm

oracle | Slab End

Steamed Beech Oak Cherry 3	Maple Ash Walnut	English Pippy Oak	Birds Eye Maple
----------------------------	------------------	-------------------	-----------------

Rectangular Table with Slab End Base



Code	Length	Depth	Height	Spec	sits*	MRP £	MRP £	MRP £	MRP £
MB7000	2400	1200	720	one piece top	8	2,154	2,408	2,848	2,975
MB7001	3000	1200	720	two piece top	10	2,975	3,322	3,924	4,087
MB7002	3600	1200	720	two piece top	12	3,322	3,722	4,393	4,584
MB7003	4800	1300	720	two piece top	14	3,693	4,110	4,868	5,064

Semi-Circular Ended Table with Slab End Base



Code	Length	Depth	Height	Spec	sits*	MRP £	MRP £	MRP £	MRP £
MB7010	2400	1200	720	one piece top	8	2,610	2,900	3,438	3,594
MB7011	3000	1200	720	two piece top	10	3,415	3,803	4,509	4,695
MB7012	3600	1200	720	two piece top	12	3,774	4,220	4,983	5,186
MB7013	4800	1300	720	two piece top	14	4,121	4,637	5,458	5,672

Barrel Shaped Table with Slab End Base



Code	Length	Depth	Height	Spec	sits*	MRP £	MRP £	MRP £	MRP £
MB7020	2400	1200	720	one piece top	8	2,610	2,900	3,438	3,594
MB7021	3000	1200	720	two piece top	10	3,415	3,803	4,509	4,695
MB7022	3600	1200	720	two piece top	12	3,774	4,220	4,983	5,186
MB7023	4800	1300	720	two piece top	14	4,121	4,637	5,458	5,672

Dual Curve Table with Slab End Base



Code	Length	Depth	Height	Spec	sits*	MRP £	MRP £	MRP £	MRP £
MB7030	2400	1200	720	one piece top	8	2,877	3,212	3,792	3,948
MB7031	3000	1200	720	two piece top	10	3,872	4,324	5,117	5,319
MB7032	3600	1200	720	two piece top	12	4,046	4,527	5,354	5,568
MB7033	4800	1300	720	two piece top	14	4,405	4,926	5,823	6,252

Oval Table with Slab End Base



Code	Length	Depth	Height	Spec	sits*	MRP £	MRP £	MRP £	MRP £
MB7040	2400	1200	720	one piece top	6	2,928	3,271	3,872	4,029
MB7041	3000	1200	720	two piece top	8	3,936	4,405	5,209	5,418
MB7042	3600	1200	720	two piece top	10	4,115	4,607	5,453	5,672
MB7043	4800	1300	720	two piece top	12	4,497	5,013	5,927	6,361

Visual Table with Slab End Base



Code	Length	Depth	Height	Spec	sits*	MRP £	MRP £	MRP £	MRP £
MB7050	2400	1600/800	720	two piece top	7	3,872	4,324	5,117	5,319
MB7051	3000	1600/800	720	two piece top	9	4,561	5,105	6,031	6,280
MB7052	3600	1800/800	720	three piece top	11	5,215	5,835	6,893	7,165
MB7053	4800	1800/800	720	four piece top	13	5,835	6,524	7,699	8,005

* Seating Calculation based on average seat width of 700mm

Cross Banding Veneer Option

Code	Spec	MRP £	MRP £	MRP £	MRP £
CB5	Single piece tops only	804	804	804	804
CB6	Two piece tops only	1,371	1,371	1,371	1,371
CB9	Three piece tops only	1,945	1,945	1,945	1,945
CB10	Four piece tops only	2,512	2,512	2,512	2,512

Staining to Special Finish

Code	Spec	MRP £	MRP £	MRP £	MRP £
MS2	Single piece tops only	255	255	255	255
MS3	Two piece tops only	445	445	445	445
MS4	Three piece tops only	608	608	608	608
MS5	Four piece tops only	747	747	747	747

oracle Square Base

Steamed Beech Oak Cherry 3	Maple Ash Walnut	English Pippy Oak	Birds Eye Maple
----------------------------	------------------	-------------------	-----------------

Rectangular Table with Square Base



Code	Length	Depth	Height	Spec	sits*	MRP £	MRP £	MRP £	MRP £
MB8000	2400	1200	720	one piece top	8	4,075	4,411	5,013	5,227
MB8001	3000	1200	720	two piece top	10	4,637	5,024	5,672	5,927
MB8002	3600	1200	720	two piece top	12	5,550	6,020	6,824	7,107
MB8003	4800	1300	720	two piece top	14	6,476	7,027	7,964	8,294

Semi-Circular Ended Table with Square Base



Code	Length	Depth	Height	Spec	sits*	MRP £	MRP £	MRP £	MRP £
MB8010	2400	1200	720	one piece top	8	4,446	4,838	5,458	5,702
MB8011	3000	1200	720	two piece top	10	5,094	5,534	6,263	6,524
MB8012	3600	1200	720	two piece top	12	5,550	6,020	6,824	7,107
MB8013	4800	1300	720	two piece top	14	7,114	7,727	8,757	9,139

Barrel Shaped Table with Square Base



Code	Length	Depth	Height	Spec	sits*	MRP £	MRP £	MRP £	MRP £
MB8020	2400	1200	720	one piece top	8	4,446	4,838	5,458	5,702
MB8021	3000	1200	720	two piece top	10	5,094	5,534	6,263	6,524
MB8022	3600	1200	720	two piece top	12	5,550	6,020	6,824	7,107
MB8023	4800	1300	720	two piece top	14	7,114	7,727	8,757	9,139

Dual Curve Table with Square Base



Code	Length	Depth	Height	Spec	sits*	MRP £	MRP £	MRP £	MRP £
MB8030	2400	1200	720	one piece top	8	4,723	5,135	5,812	6,061
MB8031	3000	1200	720	two piece top	10	5,550	6,020	6,824	7,107
MB8032	3600	1200	720	two piece top	12	5,835	6,315	7,178	7,490
MB8033	4800	1300	720	two piece top	14	7,508	8,132	9,220	9,609

Oval Table with Square Base



Code	Length	Depth	Height	Spec	sits*	MRP £	MRP £	MRP £	MRP £
MB8040	2400	1200	720	one piece top	6	4,815	5,227	5,921	6,170
MB8041	3000	1200	720	two piece top	8	5,655	6,130	6,957	7,247
MB8042	3600	1200	720	two piece top	10	5,939	6,442	7,305	7,628
MB8043	4800	1300	720	two piece top	12	7,646	8,282	9,388	9,793

Visual Table with Square Base



Code	Length	Depth	Height	Spec	sits*	MRP £	MRP £	MRP £	MRP £
MB8050	2400	1600/800	720	two piece top	7	5,550	6,020	6,824	7,107
MB8051	3000	1600/800	720	two piece top	9	6,558	7,096	8,057	8,399
MB8052	3600	1800/800	720	three piece top	11	7,501	8,132	9,220	9,602
MB8053	4800	1800/800	720	four piece top	13	8,381	9,088	10,314	10,731

* Seating Calculation based on average seat width of 700mm

Cross Banding Veneer Option

Code	Spec	MRP £	MRP £	MRP £	MRP £
CB5	Single piece tops only	804	804	804	804
CB6	Two piece tops only	1,371	1,371	1,371	1,371
CB9	Three piece tops only	1,945	1,945	1,945	1,945
CB10	Four piece tops only	2,512	2,512	2,512	2,512

Staining to Special Finish

Code	Spec	MRP £	MRP £	MRP £	MRP £
MS2	Single piece tops only	255	255	255	255
MS3	Two piece tops only	445	445	445	445
MS4	Three piece tops only	608	608	608	608
MS5	Four piece tops only	747	747	747	747

oracle Slim Box

Steamed Beech Oak Cherry 3	Maple Ash Walnut	English Pippy Oak	Birds Eye Maple
----------------------------	------------------	-------------------	-----------------

Rectangular Table with Slim Box Base



Code	Length	Depth	Height	Spec	sits*	MRP £	MRP £	MRP £	MRP £
MB9000	2400	1200	720	one piece top	8	4,075	4,411	5,013	5,227
MB9001	3000	1200	720	two piece top	10	4,637	5,024	5,672	5,927
MB9002	3600	1200	720	two piece top	12	5,550	6,020	6,824	7,107
MB9003	4800	1300	720	two piece top	14	6,476	7,027	7,964	8,294

Semi-Circular Ended Table with Slim Box Base



Code	Length	Depth	Height	Spec	sits*	MRP £	MRP £	MRP £	MRP £
MB9010	2400	1200	720	one piece top	8	4,446	4,838	5,458	5,702
MB9011	3000	1200	720	two piece top	10	5,094	5,534	6,263	6,524
MB9012	3600	1200	720	two piece top	12	5,550	6,020	6,824	7,107
MB9013	4800	1300	720	two piece top	14	7,114	7,727	8,757	9,139

Barrel Shaped Table with Slim Box Base



Code	Length	Depth	Height	Spec	sits*	MRP £	MRP £	MRP £	MRP £
MB9020	2400	1200	720	one piece top	8	4,446	4,838	5,458	5,702
MB9021	3000	1200	720	two piece top	10	5,094	5,534	6,263	6,524
MB9022	3600	1200	720	two piece top	12	5,550	6,020	6,824	7,107
MB9023	4800	1300	720	two piece top	14	7,114	7,727	8,757	9,139

Dual Curve Table with Slim Box Base



Code	Length	Depth	Height	Spec	sits*	MRP £	MRP £	MRP £	MRP £
MB9030	2400	1200	720	one piece top	8	4,723	5,135	5,812	6,061
MB9031	3000	1200	720	two piece top	10	5,550	6,020	6,824	7,107
MB9032	3600	1200	720	two piece top	12	5,835	6,315	7,178	7,490
MB9033	4800	1300	720	two piece top	14	7,508	8,132	9,220	9,609

Oval Table with Slim Box Base



Code	Length	Depth	Height	Spec	sits*	MRP £	MRP £	MRP £	MRP £
MB9040	2400	1200	720	one piece top	6	4,815	5,227	5,921	6,170
MB9041	3000	1200	720	two piece top	8	5,655	6,130	6,957	7,247
MB9042	3600	1200	720	two piece top	10	5,939	6,442	7,305	7,628
MB9043	4800	1300	720	two piece top	12	7,646	8,282	9,388	9,793

Visual Table with Slim Box Base



Code	Length	Depth	Height	Spec	sits*	MRP £	MRP £	MRP £	MRP £
MB9050	2400	1600/800	720	two piece top	7	5,550	6,020	6,824	7,107
MB9051	3000	1600/800	720	two piece top	9	6,558	7,096	8,057	8,399
MB9052	3600	1800/800	720	three piece top	11	7,501	8,132	9,220	9,602
MB9053	4800	1800/800	720	four piece top	13	8,381	9,088	10,314	10,731

* Seating Calculation based on average seat width of 700mm

Cross Banding Veneer Option

Code	Spec	MRP £	MRP £	MRP £	MRP £
CB5	Single piece tops only	804	804	804	804
CB6	Two piece tops only	1,371	1,371	1,371	1,371
CB9	Three piece tops only	1,945	1,945	1,945	1,945
CB10	Four piece tops only	2,512	2,512	2,512	2,512

Staining to Special Finish

Code	Spec	MRP £	MRP £	MRP £	MRP £
MS2	Single piece tops only	255	255	255	255
MS3	Two piece tops only	445	445	445	445
MS4	Three piece tops only	608	608	608	608
MS5	Four piece tops only	747	747	747	747

oracle Pedestal

Steamed Beech Oak Cherry 3	Maple Ash Walnut	English Pippy Oak	Birds Eye Maple
----------------------------	------------------	-------------------	-----------------

Rectangular Table with Brushed Stainless Pedestal Base



Code	Length	Depth	Height	Spec	sits*	MRP £	MRP £	MRP £	MRP £
MB1600	2400	1200	760	one piece top	8	2,833	3,164	3,324	3,473
MB1601	3000	1200	760	two piece top	10	3,594	4,019	4,234	4,421
MB1602	3600	1200	760	two piece top	12	4,019	4,487	4,735	4,939
MB1603	4800	1300	760	two piece top	14	4,790	5,358	5,639	5,882

Semi-Circular Ended Table with Brushed Stainless Pedestal Base



Code	Length	Depth	Height	Spec	sits*	MRP £	MRP £	MRP £	MRP £
MB1610	2400	1200	760	one piece top	8	3,252	3,622	3,826	3,997
MB1611	3000	1200	760	two piece top	10	4,019	4,487	4,735	4,939
MB1612	3600	1200	760	two piece top	12	4,449	4,978	5,237	5,468
MB1613	4800	1300	760	two piece top	14	5,215	5,843	6,141	6,422

Barrel Shaped Table with Brushed Stainless Pedestal Base



Code	Length	Depth	Height	Spec	sits*	MRP £	MRP £	MRP £	MRP £
MB1620	2400	1200	760	one piece top	8	3,252	3,622	3,826	3,997
MB1621	3000	1200	760	two piece top	10	4,019	4,487	4,735	4,939
MB1622	3600	1200	760	two piece top	12	4,449	4,978	5,237	5,468
MB1623	4800	1300	760	two piece top	14	5,215	5,843	6,141	6,422

Dual Curve Table with Brushed Stainless Pedestal Base



Code	Length	Depth	Height	Spec	sits*	MRP £	MRP £	MRP £	MRP £
MB1630	2400	1200	760	one piece top	8	3,423	3,826	4,035	4,212
MB1631	3000	1200	760	two piece top	10	4,283	4,785	5,027	5,270
MB1632	3600	1200	760	two piece top	12	4,713	5,270	5,546	5,794
MB1633	4800	1300	760	two piece top	14	5,474	6,130	6,444	6,736

Oval Table with Brushed Stainless Pedestal Base



Code	Length	Depth	Height	Spec	sits*	MRP £	MRP £	MRP £	MRP £
MB1640	2400	1200	760	one piece top	6	3,484	3,897	4,118	4,294
MB1641	3000	1200	760	two piece top	8	4,360	4,879	5,121	5,364
MB1642	3600	1200	760	two piece top	10	4,796	5,364	5,645	5,898
MB1643	4800	1300	760	two piece top	12	5,573	6,246	6,565	6,858

Visual Table with Brushed Stainless Pedestal Base



Code	Length	Depth	Height	Spec	sits*	MRP £	MRP £	MRP £	MRP £
MB1650	2400	1600/800	760	two piece top	7	4,283	4,785	5,027	5,270
MB1651	3000	1600/800	760	two piece top	9	5,055	5,645	5,931	6,207
MB1652	3600	1800/800	760	three piece top	11	5,777	6,461	6,775	7,111
MB1653	4800	1800/800	760	four piece top	13	6,461	7,221	7,591	7,944

* Seating Calculation based on average seat width of 700mm

Cross Banding Veneer Option

Code	Spec	MRP £	MRP £	MRP £	MRP £
CB5	Single piece tops only	804	804	804	804
CB6	Two piece tops only	1,371	1,371	1,371	1,371
CB9	Three piece tops only	1,945	1,945	1,945	1,945
CB10	Four piece tops only	2,512	2,512	2,512	2,512

Staining to Special Finish

Code	Spec	MRP £	MRP £	MRP £	MRP £
MS2	Single piece tops only	255	255	255	255
MS3	Two piece tops only	445	445	445	445
MS4	Three piece tops only	608	608	608	608
MS5	Four piece tops only	747	747	747	747

oracle | A Line

Steamed Beech Oak Cherry 3	Maple Ash Walnut	English Pippy Oak	Birds Eye Maple
----------------------------	------------------	-------------------	-----------------

Rectangular Table with A Line Frame



Code	Length	Depth	Height	Spec	sits*	MRP £	MRP £	MRP £	MRP £
MB1700	2400	1200	740	one piece top	8	3,792	4,046	4,486	4,613
MB1701	3000	1200	740	two piece top	10	4,676	5,023	5,625	5,788
MB1702	3600	1200	740	two piece top	12	5,879	6,279	6,950	7,141
MB1703	4800	1300	740	two piece top	14	6,376	6,793	7,551	7,747

Semi-Circular Ended Table with A Line Frame



Code	Length	Depth	Height	Spec	sits*	MRP £	MRP £	MRP £	MRP £
MB1710	2400	1200	740	one piece top	8	4,248	4,538	5,076	5,232
MB1711	3000	1200	740	two piece top	10	5,116	5,504	6,210	6,396
MB1712	3600	1200	740	two piece top	12	6,331	6,777	7,540	7,743
MB1713	4800	1300	740	two piece top	14	6,804	7,320	8,141	8,355

Barrel Shaped Table with A Line Frame



Code	Length	Depth	Height	Spec	sits*	MRP £	MRP £	MRP £	MRP £
MB1720	2400	1200	740	one piece top	8	4,248	4,538	5,076	5,232
MB1721	3000	1200	740	two piece top	10	5,116	5,504	6,210	6,396
MB1722	3600	1200	740	two piece top	12	6,331	6,777	7,540	7,743
MB1723	4800	1300	740	two piece top	14	6,804	7,320	8,141	8,355

Dual Curve Table with A Line Frame



Code	Length	Depth	Height	Spec	sits*	MRP £	MRP £	MRP £	MRP £
MB1730	2400	1200	740	one piece top	8	4,515	4,850	5,430	5,586
MB1731	3000	1200	740	two piece top	10	5,573	6,025	6,818	7,020
MB1732	3600	1200	740	two piece top	12	6,603	7,084	7,911	8,125
MB1733	4800	1300	740	two piece top	14	7,088	7,609	8,506	8,935

Oval Table with A Line Frame



Code	Length	Depth	Height	Spec	sits*	MRP £	MRP £	MRP £	MRP £
MB1740	2400	1200	740	one piece top	6	4,566	4,909	5,510	5,667
MB1741	3000	1200	740	two piece top	8	5,637	6,106	6,910	7,119
MB1742	3600	1200	740	two piece top	10	6,672	7,164	8,010	8,229
MB1743	4800	1300	740	two piece top	12	7,180	7,696	8,610	9,044

Visual Table with A Line Frame



Code	Length	Depth	Height	Spec	sits*	MRP £	MRP £	MRP £	MRP £
MB1750	2400	1600/800	740	two piece top	7	5,510	5,962	6,755	6,957
MB1751	3000	1600/800	740	two piece top	9	6,262	6,806	7,732	7,981
MB1752	3600	1800/800	740	three piece top	11	7,772	8,392	9,450	9,722
MB1753	4800	1800/800	740	four piece top	13	8,518	9,207	10,382	10,688

* Seating Calculation based on average seat width of 700mm

Cross Banding Veneer Option

Code	Spec	MRP £	MRP £	MRP £	MRP £
CB5	Single piece tops only	804	804	804	804
CB6	Two piece tops only	1,371	1,371	1,371	1,371
CB9	Three piece tops only	1,945	1,945	1,945	1,945
CB10	Four piece tops only	2,512	2,512	2,512	2,512

Staining to Special Finish

Code	Spec	MRP £	MRP £	MRP £	MRP £
MS2	Single piece tops only	255	255	255	255
MS3	Two piece tops only	445	445	445	445
MS4	Three piece tops only	608	608	608	608
MS5	Four piece tops only	747	747	747	747

oracle | Wire Management

Steamed Beech Oak Cherry 3	Maple Ash Walnut	English Pippy Oak	Birds Eye Maple
----------------------------	------------------	-------------------	-----------------



Code	Spec	MRP £	MRP £	MRP £	MRP £
MB01	80 diameter wooden cable port	74	74	74	74



Code	Spec	MRP £	MRP £	MRP £	MRP £
MB04	Recessed matching veneered cable port. To take the MB07 shuttle pull up power module	417	417	417	417



Code	Spec	MRP £	MRP £	MRP £	MRP £
MB05	Recessed matching veneered hinged flap	532	532	507	507



Code	Spec	MRP £	MRP £	MRP £	MRP £
MB06	Wire Management Trough	567	567	567	567



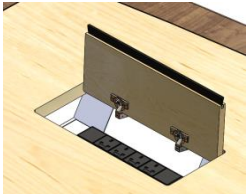
Code	Spec	MRP £	MRP £	MRP £	MRP £
MB07	Shuttle pull up power module with 2 x 13 amp power, 1 x RJ45 sockets, 1 x HDMI, 2 x USB charging	753	753	753	753



Code	Spec	MRP £	MRP £	MRP £	MRP £
MB08	Reveal Power Module 2 x 13amp power 1 x rj45 1 x HDMI 2 x USB charging	557	557	557	557



Code	Spec	MRP £	MRP £	MRP £	MRP £
MB12	Vertical cable tidy, height adjustable in grey fabric	92	92	92	92



Code	Spec	MRP £	MRP £	MRP £	MRP £
MB13	Flap with integral conti power module with 2 x 13 amp power, 1 x RJ45 sockets, 1 x HDMI, 2 x USB charging and 500mm wire management trough	809	809	809	809

Square Coffee Table with Arrowhead Base



Code	Length	Depth	Height	Spec	MRP £	MRP £	MRP £	MRP £
MB1180	800	800	470		700	753	834	874
MB1181	1000	1000	470		799	857	944	990
Code	Cross Banding Veneer Option				MRP £	MRP £	MRP £	MRP £
CB2	Table Top only				281	281	281	281
Code	Staining to Special Finish				MRP £	MRP £	MRP £	MRP £
MS1	General				191	191	191	191

Square Coffee Table on Chrome Trumpet Base



Code	Length	Depth	Height	Spec	MRP £	MRP £	MRP £	MRP £
MB1184	800	800	470		700	753	834	874
MB1185	1000	1000	470		799	857	944	990
Code	Cross Banding Veneer Option				MRP £	MRP £	MRP £	MRP £
CB2	Table Top only				281	281	281	281
Code	Staining to Special Finish				MRP £	MRP £	MRP £	MRP £
MS1	General				191	191	191	191

Circular Coffee Table with Arrowhead Base



Code	Length	Depth	Height	Spec	MRP £	MRP £	MRP £	MRP £
MB1190	800	Dia	470		816	874	956	1,007
MB1191	1000	Dia	470		897	956	1,065	1,106
Code	Cross Banding Veneer Option				MRP £	MRP £	MRP £	MRP £
CB2	Table Top only				281	281	281	281
Code	Staining to Special Finish				MRP £	MRP £	MRP £	MRP £
MS1	General				191	191	191	191

Circular Coffee Table on Chrome Trumpet Base



Code	Length	Depth	Height	Spec	MRP £	MRP £	MRP £	MRP £
MB1194	800	Dia	470		816	874	956	1,007
MB1195	1000	Dia	470		897	956	1,065	1,106
Code	Cross Banding Veneer Option				MRP £	MRP £	MRP £	MRP £
CB2	Table Top only				281	281	281	281
Code	Staining to Special Finish				MRP £	MRP £	MRP £	MRP £
MS1	General				191	191	191	191

Dual Curve Coffee table with Arrowhead Base



Code	Length	Depth	Height	Spec	MRP £	MRP £	MRP £	MRP £
MB1200	800	Dia	470		845	908	1,007	1,053
MB1201	1000	Dia	470		932	995	1,099	1,152
Code	Cross Banding Veneer Option				MRP £	MRP £	MRP £	MRP £
CB2	Table Top only				295	295	295	295
Code	Staining to Special Finish				MRP £	MRP £	MRP £	MRP £
MS1	General				191	191	191	191

Dual Curve Coffee table on Chrome Trumpet Base



Code	Length	Depth	Height	Spec	MRP £	MRP £	MRP £	MRP £
MB1204	800	Dia	470		845	908	1,007	1,053
MB1205	1000	Dia	470		932	995	1,099	1,152
Code	Cross Banding Veneer Option				MRP £	MRP £	MRP £	MRP £
CB2	Table Top only				295	295	295	295
Code	Staining to Special Finish				MRP £	MRP £	MRP £	MRP £
MS1	General				191	191	191	191

oracle Meeting

Steamed Beech Oak Cherry 3	Maple Ash Walnut	English Pippy Oak	Birds Eye Maple
----------------------------	------------------	-------------------	-----------------

Circular Meeting Table with Arrowhead Base



Code	Length	Depth	Height	Spec	sits*	MRP £	MRP £	MRP £	MRP £
MB1140	1200	Dia	770		5	1,395	1,549	1,654	1,731
MB1141	1400	Dia	770		6	1,544	1,703	1,819	1,891

* Seating Calculation based on average seat width of 700mm

Circular Meeting Table with Chrome Trumpet Base



Code	Length	Depth	Height	Spec	sits*	MRP £	MRP £	MRP £	MRP £
MB1144	1200	Dia	770		5	1,395	1,549	1,654	1,731
MB1145	1400	Dia	770		6	1,544	1,703	1,819	1,891

* Seating Calculation based on average seat width of 700mm

Dual Curve Meeting Table with Arrowhead Base



Code	Length	Depth	Height	Spec	sits*	MRP £	MRP £	MRP £	MRP £
MB1150	1200	1200	770		4	1,444	1,577	1,692	1,764
MB1151	1400	1400	770		6	1,604	1,775	1,885	1,973

* Seating Calculation based on average seat width of 700mm

Dual Curve Meeting Table with Chrome Trumpet Base



Code	Length	Depth	Height	Spec	sits*	MRP £	MRP £	MRP £	MRP £
MB1154	1200	1200	770		4	1,444	1,577	1,692	1,764
MB1155	1400	1400	770		6	1,604	1,775	1,885	1,973

Cross Banding Veneer Option

Code	Spec	MRP £	MRP £	MRP £	MRP £
CB2	Table Top only	281	281	281	281

Staining to Special Finish

Code	Spec	MRP £	MRP £	MRP £	MRP £
MS1	General	191	191	191	191

oracle | Social Units

Steamed Beech Oak Cherry 3	Maple Ash Walnut	English Pippy Oak	Birds Eye Maple
MRP £	MRP £	MRP £	MRP £
2,361	2,628	2,842	2,993
MRP £	MRP £	MRP £	MRP £
336	336	336	336
MRP £	MRP £	MRP £	MRP £
191	191	191	191

Social Unit

With 2cuft fridge in right hand compartment, bottle and serving shelf in locking central compartment and single adjustable shelf in left hand compartment



Code	Length	Depth	Height	Spec	MRP £	MRP £	MRP £	MRP £
M480	1800	600	720		2,361	2,628	2,842	2,993
Code	Cross Banding Veneer Option				MRP £	MRP £	MRP £	MRP £
CB4	Top and door fronts				336	336	336	336
Code	Staining to Special Finish				MRP £	MRP £	MRP £	MRP £
MS1	General				191	191	191	191

Social Unit

Unit as above but supplied with single adjustable shelf only in all compartments



Code	Length	Depth	Height	Spec	MRP £	MRP £	MRP £	MRP £
M481	1800	600	720		1,691	1,898	2,165	2,322
Code	Cross Banding Veneer Option				MRP £	MRP £	MRP £	MRP £
CB4	Top and door fronts				336	336	336	336
Code	Staining to Special Finish				MRP £	MRP £	MRP £	MRP £
MS1	General				191	191	191	191

Social Unit

Unit supplied with 2 cuft fridge in right hand compartment, bottle and serving in locking left hand compartment.



Code	Length	Depth	Height	Spec	MRP £	MRP £	MRP £	MRP £
M482	1200	600	720		1,939	2,170	2,258	2,391
Code	Cross Banding Veneer Option				MRP £	MRP £	MRP £	MRP £
CB4	Top and door fronts				336	336	336	336
Code	Staining to Special Finish				MRP £	MRP £	MRP £	MRP £
MS1	General				191	191	191	191

Edge Profile Option (for edge profile other than the standard E3)

Code	Spec	MRP £	MRP £	MRP £	MRP £
ME1	Square edge	149	149	149	149
ME7	Chamfered edge	149	149	149	149

oracle | Bow Fronted

Steamed Beech Oak Cherry 3	Maple Ash Walnut	English Pippy Oak	Birds Eye Maple
----------------------------------	------------------------	----------------------	--------------------

Bow Fronted Storage with Hinged Wood Doors With adjustable shelves



Code	Length	Depth	Height	Spec	MRP £	MRP £	MRP £	MRP £
M500	1006	560	720	2 door	990	1,158	1,204	1,262
M501	1590	560	720	3 door	1,343	1,551	1,615	1,702
Code	Cross Banding Veneer Option				MRP £	MRP £	MRP £	MRP £
CB4	Top and door fronts				336	336	336	336
Code	Staining to Special Finish				MRP £	MRP £	MRP £	MRP £
MS1	General				191	191	191	191



Bow Fronted Combination Storage With locking drawers in central section, 2 outer curved sections with adjustable shelves



Code	Length	Depth	Height	Spec	MRP £	MRP £	MRP £	MRP £
M510	1415	560	720	2 filing drawers	1,360	1,574	1,656	1,714
M511	1415	560	720	1 file & 2 shallow drawers	1,360	1,574	1,656	1,714
M512	1415	560	720	4 Shallow drawers	1,360	1,574	1,656	1,714
Code	Cross Banding Veneer Option				MRP £	MRP £	MRP £	MRP £
CB4	Top and door fronts				336	336	336	336
Code	Staining to Special Finish				MRP £	MRP £	MRP £	MRP £
MS1	General				191	191	191	191



Bow Fronted Social Unit With 2 cuft fridge in central section with 2 outer curved section with adjustable shelves



Code	Length	Depth	Height	Si Spec	MRP £	MRP £	MRP £	MRP £
M520	1590	560	720		2,304	2,523	2,640	2,760
Code	Cross Banding Veneer Option				MRP £	MRP £	MRP £	MRP £
CB4	Top and door fronts				336	336	336	336
Code	Staining to Special Finish				MRP £	MRP £	MRP £	MRP £
MS1	General				191	191	191	191

Edge Profile Option (for edge profile other than the standard E3)

Code	Spec	MRP £	MRP £	MRP £	MRP £
ME1	Square edge	149	149	149	149
ME7	Chamfered edge	149	149	149	149

Specification	Pages 74 - 75
Slab End Table	Page 76
Workstation	Page 77
Pedestal	Page 78
Meeting Tables	Page 79
Storage	Page 80
Bookcases	Pages 81 - 82
Lateral Storage	Page 83
Social Units	Page 84
Bow Fronted	Page 85
Coffee	Page 86

Veneer Options

Steamed Beech	Code 'SBCH'
Oak	Code 'OAK'
Cherry Shade 3	Code 'CHY3'
Ash	Code 'ASH'
American Black Walnut	Code 'WALN'
Crown Cut Maple	Code 'MAPL'
English Pippy Oak*	Code 'PIPP'
Bird's Eye Maple*	Code 'BIRD'

Please suffix the product code with the finish code.

* Please note for Bird's Eye Maple and English Pippy Oak: all visible top panels, doors and drawer fronts finished in Bird's Eye Maple or English Pippy Oak as appropriate. All other panels finished in complementary veneer, ie Maple with Bird's Eye Maple veneer and Oak with English Pippy Oak veneer.

Cross Banding

Bird's Eye Maple/ Crown Cut Maple/ Black Line Inlay
 Bird's Eye Maple/ Cherry/ Black Line Inlay
 Crown Cut Maple/ Cherry/ Black Line Inlay
 English Pippy Oak/ Oak/ Black Line Inlay
 Burr Walnut/ American Black Walnut/ Black Line Inlay
 Crown Cut Maple/ American Black Walnut/ Black Line Inlay

First veneer finish indicates veneer on the inner panel. 2nd veneer is the perimeter cross banding.

For pricing always use the price band for the veneer on the inner panel.

Desks, Tables, Extensions & Workstations

Tops 38mm thick, edged 20mm thick hardwood edges with bullnose detail; slab ends 30mm thick, edged 20mm hardwood edge. Ends fitted with levelling adjusters. Modesty panels 18mm thick. Knock down construction using a cam fix system and dowels for added strength and rigidity.

Wire Management

Fitted as standard to table and workstations. Wire management comprises 2 wooden cable ports fitted to the top, 3 way plastic trunking, cable risers fitted into the slab ends with matching veneered cover panels and horizontal plastic trunking with twin 13 amp power module for fitting to the modesty panel

Pedestals - Fixed, Free Standing & Mobile

Free standing desk high pedestals have 38mm thick top, edged with bullnose detail. Desk under mobile pedestals have 30mm thick top, solid edged 3mm, and 10mm thick hardwood edge on front edge with bullnose detail. Drawers, solid beech with a dowel construction mounted on roller runners, drawer fronts fitted brushed metal handle as standard. Top drawers in all pedestals fitted with pen tray. Filing drawers mounted on full extension ball bearing runners, fitted with filing frame for A4/Foolsap filing.

Coffee Tables

All tops are 38mm thick with solid edging. Tops are finished with water based lacquer tested to BS6250 severe rating to give a durable finish. The Coffee table tops are available with 3 different top shapes:

- Square
- Circular
- Dual Curve

Filing Cabinets

2, 3 & 4 drawer. Top 30mm thick with front edge 10mm hardwood edge with bullnose detail remaining edges 2mm thick. Drawers, beech with a dowel construction mounted on full extension ball bearing runners. Deep box drawers with hanging rails for foolscap filing front to back. Drawers to lock with integral anti tilt mechanism. Drawer fronts fitted brushed metal handles as standard.

Side Filer

2 drawer. Top 30mm thick with 10mm hardwood edge, includes bullnose detail to front edge; remaining, 3mm thick with solid edge. Drawers consisting of open pull out filing frames for A4/foolscap filing mounted on ball bearing runners. Both drawers to lock, with integral anti tilt mechanism. Drawer fronts with fitted brushed metal handles as standard.

Sliding Door Storage

Top, 30mm thick with 10mm hardwood edge, includes bullnose detail to front edge; remaining, 3mm thick with solid edge. Fitted adjustable shelf enclosed by locking sliding wood doors with fitted brushed metal handles as standard. 1600mm unit fitted central divider with adjustable shelf each side.

Hinged Door Storage

As above but fitted locking hinged doors. 1600 unit fitted 2 pairs of hinged doors.

Sliding Glass Door Bookcase

Top, 30mm thick with 10mm hardwood edge, includes bullnose detail to front edge; remaining, 3mm thick with solid edge. Unit fitted 2 adjustable shelves enclosed by non-locking tinted glass doors, with fitted brushed metal handles as standard. 1600mm unit fitted central divider with two pairs of sliding glass doors. Unit designed to stand on top of storage.

Hinged Glass Door Bookcase

As above but fitted toughened non-locking hinged glass doors

Hinged Door Lateral Storage

Top, 30mm thick with 10mm hardwood edge, includes bullnose detail to front edge; remaining, 3mm thick with solid edge. Cabinet fitted locking hinged wood doors, doors with fitted brushed metal handles as standard. Ends drilled 32mm centres to accept shelves or systems interior fittings (not included).

Lateral Storage Fittings

Shelves	- Wood
Fixed lateral filing frames	- Steel
Pull out filing frames	- Steel
Hat shelf/Hanging rail	- Wood/steel
Door Mirror	- Glass

minster | Specification

Social Unit

Top, 30mm thick with 10mm hardwood edge, includes bullnose detail to front edge; remaining, 3mm thick with solid edge. Full specification unit comes as standard with 2cu.ft. fridge in right hand compartment, central compartment fitted pull out serving shelf and bottle shelf, enclosed by a pair of locking hinged doors and the left-hand section is fitted with a single adjustable shelf. The lower specification unit is fitted with a single adjustable shelf only in all compartments.

Bow Fronted Storage

Top, 30mm thick with 10mm hardwood edge, includes bullnose detail to front edge as standard; remaining, 3mm thick with solid edge. Fitted with 2 locking curved doors to outer section and single straight door in middle section where applicable.

Combination Storage

Top, 30mm thick with 10mm hardwood edge, includes bullnose detail to front edge as standard; remaining, 3mm thick with solid edge. Fitted with 2 locking curved doors to outer section, middle section fitted with either 2, 3 or 4 drawer locking pedestal stack.

NB All storage as standard have the E3 bullnose edge detail.

minster | Slab end Table

Steamed Beech Oak Cherry 3	Maple Ash Walnut	English Pippy Oak	Birds Eye Maple
MRP £	MRP £	MRP £	MRP £

Slab End Rectangular Table



Code	Length	Depth	Height	Spec	MRP £	MRP £	MRP £	MRP £
M109	1600	900	728		1,308	1,534	1,794	1,875
M110	1800	900	728		1,401	1,638	1,922	1,997
M111	2000	900	728		1,482	1,742	2,049	2,130
Code	Cross Banding Veneer Option				MRP £	MRP £	MRP £	MRP £
CB1	Table Top Only				567	567	567	567
Code	Staining to Special Finish				MRP £	MRP £	MRP £	MRP £
MS1	General				191	191	191	191

Slab End Bow Fronted Table 1100mm Deep



Code	Length	Depth	Height	Spec	MRP £	MRP £	MRP £	MRP £
M114	1600	1100	728		1,633	1,945	2,246	2,345
M115	1800	1100	728		1,707	2,066	2,368	2,454
M116	2000	1100	728		1,811	2,159	2,500	2,599
Code	Cross Banding Veneer Option				MRP £	MRP £	MRP £	MRP £
CB1	Table Top Only				567	567	567	567
Code	Staining to Special Finish				MRP £	MRP £	MRP £	MRP £
MS1	General				191	191	191	191

Slab End Fixed Extension to fit Rectangular Tables and Workstations



Code	Length	Depth	Height	Spec	MRP £	MRP £	MRP £	MRP £
M120	800	670	728	left hand	700	839	926	961
M121	800	670	728	right hand	700	839	926	961
M122	1000	670	728	left hand	730	874	972	1,002
M123	1000	670	728	right hand	730	874	972	1,002
M124	1200	670	728	left hand	747	897	995	1,042
M125	1200	670	728	right hand	747	897	995	1,042
Code	Cross Banding Veneer Option				MRP £	MRP £	MRP £	MRP £
CB2	Extension Tops only				295	295	295	295
Code	Staining to Special Finish				MRP £	MRP £	MRP £	MRP £
MS1	General				191	191	191	191

minster | Workstation

Steamed Beech Oak Cherry 3	Maple Ash Walnut	English Pippy Oak	Birds Eye Maple
-------------------------------------	------------------------	----------------------	--------------------

Slab End Executive Workstation



Code	Length	Depth	Height	Spec	MRP £	MRP £	MRP £	MRP £
M130	1600	1300/900	728	left hand	2,361	2,813	3,120	3,248
M131	1600	1300/900	728	right hand	2,361	2,813	3,120	3,248
M132	1800	1300/900	728	left hand	2,599	3,057	3,438	3,577
M133	1800	1300/900	728	right hand	2,599	3,057	3,438	3,577
M134	2000	1300/900	728	left hand	2,836	3,403	3,739	3,896
M135	2000	1300/900	728	right hand	2,836	3,403	3,739	3,896
Code	Cross Banding Veneer Option				MRP £	MRP £	MRP £	MRP £
CB1	Table Top Only				567	567	567	567
Code	Staining to Special Finish				MRP £	MRP £	MRP £	MRP £
MS1	General				191	191	191	191

Slab End Bow Fronted Workstation



Code	Length	Depth	Height	Spec	MRP £	MRP £	MRP £	MRP £
M140	1600	1300/900	728	left hand	2,680	3,057	3,543	3,693
M141	1600	1300/900	728	right hand	2,680	3,057	3,543	3,693
M136	1800	1300/900	728	left hand	2,905	3,473	3,855	4,023
M137	1800	1300/900	728	right hand	2,905	3,473	3,855	4,023
M138	2000	1300/900	728	left hand	3,154	3,803	4,179	4,347
M139	2000	1300/900	728	right hand	3,154	3,803	4,179	4,347
Code	Cross Banding Veneer Option				MRP £	MRP £	MRP £	MRP £
CB1	Table Top Only				567	567	567	567
Code	Staining to Special Finish				MRP £	MRP £	MRP £	MRP £
MS1	General				191	191	191	191

minster Pedestal

Steamed Beech Oak Cherry 3	Maple Ash Walnut	English Pippy Oak	Birds Eye Maple
----------------------------	------------------	-------------------	-----------------

Desk Under Mobile Pedestal



Code	Length	Depth	Height	Spec	MRP £	MRP £	MRP £	MRP £
M172	425	555	680	3 drawer	659	730	781	804
M173	425	555	680	4 drawer	659	730	781	804
Code	Cross Banding Veneer Option				MRP £	MRP £	MRP £	MRP £
CB3	Drawer fronts only				191	191	191	191
Code	Staining to Special Finish				MRP £	MRP £	MRP £	MRP £
MS1	General				191	191	191	191

Desk height Free Standing Pedestal 670mm deep For positioning adjacent to fixed extension units.



Code	Length	Depth	Height	Spec	MRP £	MRP £	MRP £	MRP £
M184	425	670	728	3 drawer	753	822	874	908
M185	425	670	728	4 drawer	753	822	874	908
Code	Cross Banding Veneer Option				MRP £	MRP £	MRP £	MRP £
CB4	Top and drawer fronts				336	336	336	336
Code	Staining to Special Finish				MRP £	MRP £	MRP £	MRP £
MS1	General				191	191	191	191

Desk height Free Standing Pedestal 900mm deep For positioning adjacent to rectangular desks



Code	Length	Depth	Height	Spec	MRP £	MRP £	MRP £	MRP £
M186	425	900	728	3 drawer	770	845	885	926
M187	425	900	728	4 drawer	770	845	885	926
Code	Cross Banding Veneer Option				MRP £	MRP £	MRP £	MRP £
CB4	Top and drawer fronts				336	336	336	336
Code	Staining to Special Finish				MRP £	MRP £	MRP £	MRP £
MS1	General				191	191	191	191

minster Meeting Table

	Steamed Beech Oak Cherry 3	Maple Ash Walnut	English Pippy Oak	Birds Eye Maple
Code	MRP £	MRP £	MRP £	MRP £
M204	1,122	1,244	1,366	1,419
M205	1,140	1,256	1,378	1,442
Code	MRP £	MRP £	MRP £	MRP £
CB1	567	567	567	567
Code	MRP £	MRP £	MRP £	MRP £
MS1	191	191	191	191

Rectangular Meeting Table mounted on arrowhead bases.
To fit rectangular tables only.



Code	Length	Depth	Height	Spec	MRP £	MRP £	MRP £	MRP £
M204	1600	900	728		1,122	1,244	1,366	1,419
M205	1800	900	728		1,140	1,256	1,378	1,442
Code	Cross Banding Veneer Option				MRP £	MRP £	MRP £	MRP £
CB1	Table Top only				567	567	567	567
Code	Staining to Special Finish				MRP £	MRP £	MRP £	MRP £
MS1	General				191	191	191	191

D' End Meeting Table mounted on arrowhead bases.
To fit rectangular tables only.



Code	Length	Depth	Height	Spec	MRP £	MRP £	MRP £	MRP £
M210	1600	900	728		1,407	1,574	1,702	1,777
M211	1800	900	728		1,419	1,592	1,719	1,794
Code	Cross Banding Veneer Option				MRP £	MRP £	MRP £	MRP £
CB1	Table Top only				567	567	567	567
Code	Staining to Special Finish				MRP £	MRP £	MRP £	MRP £
MS1	General				191	191	191	191

Desk End Meeting Table mounted on an arrowhead base.



Code	Length	Depth	Height	Spec	MRP £	MRP £	MRP £	MRP £
M222	1400 dia		728		1,267	1,447	1,539	1,609
Code	Cross Banding Veneer Option				MRP £	MRP £	MRP £	MRP £
CB1	Table Top only				567	567	567	567
Code	Staining to Special Finish				MRP £	MRP £	MRP £	MRP £
MS1	General				191	191	191	191

Desk End Teardrop Meeting Table mounted on an arrowhead base
To fit rectangular tables only.



Code	Length	Depth	Height	Spec	MRP £	MRP £	MRP £	MRP £
M223	1400 dia		728	left hand	1,285	1,470	1,551	1,626
M224	1400 dia		728	right hand	1,285	1,470	1,551	1,626
Code	Cross Banding Veneer Option				MRP £	MRP £	MRP £	MRP £
CB1	Table Top only				567	567	567	567
Code	Staining to Special Finish				MRP £	MRP £	MRP £	MRP £
MS1	General				191	191	191	191



minster Storage

Steamed Beech Oak Cherry 3	Maple Ash Walnut	English Pippy Oak	Birds Eye Maple
MRP £	MRP £	MRP £	MRP £
799	885	967	1,007
972	1,076	1,163	1,233
1,134	1,244	1,366	1,419
MRP £	MRP £	MRP £	MRP £
336	336	336	336
MRP £	MRP £	MRP £	MRP £
191	191	191	191

Filing Cabinet



Code	Length	Depth	Height	Spec	MRP £	MRP £	MRP £	MRP £
M400	480	600	720	2 drawer	799	885	967	1,007
M401	480	600	1040	3 drawer	972	1,076	1,163	1,233
M402	480	600	1365	4 drawer	1,134	1,244	1,366	1,419
Code	Cross Banding Veneer Option				MRP £	MRP £	MRP £	MRP £
CB4	Top and drawer fronts				336	336	336	336
Code	Staining to Special Finish				MRP £	MRP £	MRP £	MRP £
MS1	General				191	191	191	191

Side Filer

Fitted systems filing cradles.



Code	Length	Depth	Height	Spec	MRP £	MRP £	MRP £	MRP £
M403	1000	600	720	2 drawer	1,088	1,221	1,314	1,378
M404	1000	600	1040	3 drawer	1508	1647	1734	1798
Code	Cross Banding Veneer Option				MRP £	MRP £	MRP £	MRP £
CB4	Top and drawer fronts				336	336	336	336
Code	Staining to Special Finish				MRP £	MRP £	MRP £	MRP £
MS1	General				191	191	191	191



Sliding Door Storage

Fitted single adjustable shelf



Code	Length	Depth	Height	Spec	MRP £	MRP £	MRP £	MRP £
M410	800	600	720		695	793	885	908
M411	1000	600	720		741	804	926	972
M412	1600	600	720		1,048	1,158	1,348	1,395
Code	Cross Banding Veneer Option				MRP £	MRP £	MRP £	MRP £
CB7	Storage Top only				173	173	173	173
Code	Staining to Special Finish				MRP £	MRP £	MRP £	MRP £
MS1	General				191	191	191	191

Hinged Door storage

Fitted single adjustable shelf



Code	Length	Depth	Height	Spec	MRP £	MRP £	MRP £	MRP £
M413	800	600	720		695	788	903	961
M414	1000	600	720		741	834	984	1,007
M415	1600	600	720		1,053	1,221	1,383	1,447
Code	Cross Banding Veneer Option				MRP £	MRP £	MRP £	MRP £
CB4	Top and drawer fronts				336	336	336	336
Code	Staining to Special Finish				MRP £	MRP £	MRP £	MRP £
MS1	General				191	191	191	191

minster | Bookcases

	Steamed Beech Oak Cherry 3	Maple Ash Walnut	English Pippy Oak	Birds Eye Maple
	MRP £	MRP £	MRP £	MRP £
	573	654	730	753
	596	730	753	793
Code	MRP £	MRP £	MRP £	MRP £
CB7	173	173	173	173
Code	MRP £	MRP £	MRP £	MRP £
MS1	191	191	191	191

Open Fronted Bookcase 720h Includes Single Adjustable Shelf.



Code	Length	Depth	Height	Spec	MRP £	MRP £	MRP £	MRP £
M420	800	350	720		573	654	730	753
M421	1000	350	720		596	730	753	793
Code	Cross Banding Veneer Option				MRP £	MRP £	MRP £	MRP £
CB7	Storage Top only				173	173	173	173
Code	Staining to Special Finish				MRP £	MRP £	MRP £	MRP £
MS1	General				191	191	191	191

Open Fronted Bookcase 930h Includes Single Adjustable Shelf.



Code	Length	Depth	Height	Spec	MRP £	MRP £	MRP £	MRP £
M422	800	350	930		654	747	845	885
M423	1000	350	930		683	799	885	908
Code	Cross Banding Veneer Option				MRP £	MRP £	MRP £	MRP £
CB7	Storage Top only				173	173	173	173
Code	Staining to Special Finish				MRP £	MRP £	MRP £	MRP £
MS1	General				191	191	191	191

Open Fronted Bookcase 1800H Includes 4 adjustable shelves



Code	Length	Depth	Height	Spec	MRP £	MRP £	MRP £	MRP £
M425	800	350	1800		834	944	1,071	1,099
M426	1000	350	1800		857	1,007	1,094	1,146
Code	Staining to Special Finish				MRP £	MRP £	MRP £	MRP £
MS1	General				191	191	191	191

minster | Bookcases

Steamed Beech Oak Cherry 3	Maple Ash Walnut	English Pippy Oak	Birds Eye Maple
----------------------------	------------------	-------------------	-----------------

Sliding Glass Door Bookcase (Storage Mounted) Fitted 2 adjustable shelves



Code	Length	Depth	Height	Spec	MRP £	MRP £	MRP £	MRP £
M430	800	350	930		718	874	926	972
M431	1000	350	930		730	880	961	995
M432	1600	350	930		1,048	1,325	1,378	1,424
Code	Staining to Special Finish				MRP £	MRP £	MRP £	MRP £
MS1	General				191	191	191	191

Hinged Glass Door Bookcase (Storage Mounted) Fitted toughened hinged glass doors and 2 adjustable shelves



Code	Length	Depth	Height	Spec	MRP £	MRP £	MRP £	MRP £
M433	800	350	930		788	944	1,030	1,076
M434	1000	350	930		834	1,013	1,094	1,146
M435	1600	350	930		1,221	1,348	1,592	1,667
Code	Staining to Special Finish				MRP £	MRP £	MRP £	MRP £
MS1	General				191	191	191	191

Optional Extras for Sliding and Hinged Glass Door bookcases

Toughened Glass shelf 6mm thick in lieu of wooden shelves

Code	Spec	MRP £	MRP £	MRP £	MRP £
M436	To fit 800 unit	99	99	99	99
M437	To fit 1000 unit	99	99	99	99
M438	To fit 1600 unit 2no required	150	150	150	150

* Price per shelf

Display Lighting including Low voltage Transformer

Code	Spec	MRP £	MRP £	MRP £	MRP £
M439	It must be specified if toughened glass are required with this option	336	336	336	336

* Please specify if glass shelves are required with this option

minster | Lateral Storage

Hinged Door Lateral Storage

Drilled to take lateral storage fittings (not supplied)



Code	Length	Depth	Height	Spec	Steamed Beech Oak Cherry 3 MRP £	Maple Ash Walnut MRP £	English Pippy Oak MRP £	Birds Eye Maple MRP £
M450	800	600	1650		1,042	1,170	1,371	1,412
M451	800	600	2000		1,134	1,285	1,499	1,546
M452	1000	600	1650		1,076	1,221	1,407	1,458
M453	1000	600	2000		1,170	1,348	1,546	1,609
Code	Cross Banding Veneer Option				MRP £	MRP £	MRP £	MRP £
CB8	Door fronts only				272	272	272	272
Code	Staining to Special Finish				MRP £	MRP £	MRP £	MRP £
MS1	General				191	191	191	191

Lateral Storage Fittings

Code	Length	Depth	Spec	MRP £	MRP £	MRP £	MRP £
M470	762		wooden adjustable shelf	46	46	46	46
M471	962		wooden adjustable shelf	46	46	46	46
M474	762		pull out filing frame	196	196	196	196
M475	962		pull out filing frame	196	196	196	196
M476	762		hat shelf & hanging rail	92	92	92	92
M477	962		hat shelf & hanging rail	92	92	92	92
M478	450	275	door mirror	29	29	29	29

minster | Social Units

	Steamed Beech Oak Cherry 3	Maple Ash Walnut	English Pippy Oak	Birds Eye Maple
Code	MRP £	MRP £	MRP £	MRP £
M480	2,361	2,628	2,842	2,993
Code	MRP £	MRP £	MRP £	MRP £
CB4	336	336	336	336
Code	MRP £	MRP £	MRP £	MRP £
MS1	191	191	191	191

Social Unit

2cuft fridge in right hand section, bottle and serving shelf in locking central section and single adjustable shelf in left hand compartment



Code	Length	Depth	Height	Spec	MRP £	MRP £	MRP £	MRP £
M480	1800	600	720		2,361	2,628	2,842	2,993
Code	Cross Banding Veneer Option				MRP £	MRP £	MRP £	MRP £
CB4	Top and door fronts				336	336	336	336
Code	Staining to Special Finish				MRP £	MRP £	MRP £	MRP £
MS1	General				191	191	191	191

Social Unit

Unit as above but supplied with single adjustable shelf only in all sections



Code	Length	Depth	Height	Spec	MRP £	MRP £	MRP £	MRP £
M481	1800	600	720		1,691	1,898	2,165	2,322
Code	Cross Banding Veneer Option				MRP £	MRP £	MRP £	MRP £
CB4	Top and door fronts				336	336	336	336
Code	Staining to Special Finish				MRP £	MRP £	MRP £	MRP £
MS1	General				191	191	191	191

Social Unit

Unit supplied with 2 cuft fridge in right hand section, bottle and serving shelf in locking left hand in locking left hand section



Code	Length	Depth	Height	Spec	MRP £	MRP £	MRP £	MRP £
M482	1200	600	720		1,939	2,170	2,258	2,391
Code	Cross Banding Veneer Option				MRP £	MRP £	MRP £	MRP £
CB4	Top and door fronts				336	336	336	336
Code	Staining to Special Finish				MRP £	MRP £	MRP £	MRP £
MS1	General				191	191	191	191

minster | Bow Fronted

	Steamed Beech Oak Cherry 3	Maple Ash Walnut	English Pippy Oak	Birds Eye Maple
	MRP £	MRP £	MRP £	MRP £

Bow Fronted Storage with Hinged Wood Doors With adjustable shelves



Code	Length	Depth	Height	Spec	MRP £	MRP £	MRP £	MRP £
M500	1006	560	720	2 door	990	1,158	1,204	1,262
M501	1590	560	720	3 door	1,343	1,551	1,615	1,702
Code	Cross Banding Veneer Option				MRP £	MRP £	MRP £	MRP £
CB4	Top and door fronts				336	336	336	336
Code	Staining to Special Finish				MRP £	MRP £	MRP £	MRP £
MS1	General				191	191	191	191

Bow Fronted Combination Storage With locking drawers in central section, 2 outer curved sections with adjustable shelves



Code	Length	Depth	Height	Spec	MRP £	MRP £	MRP £	MRP £
M510	1415	560	720	2 filing drawers	1,360	1,574	1,656	1,714
M511	1415	560	720	1 file & 2 shallow drawers	1,360	1,574	1,656	1,714
M512	1415	560	720	4 Shallow drawers	1,360	1,574	1,656	1,714
Code	Cross Banding Veneer Option				MRP £	MRP £	MRP £	MRP £
CB4	Top and door fronts				336	336	336	336
Code	Staining to Special Finish				MRP £	MRP £	MRP £	MRP £
MS1	General				191	191	191	191

Bow Fronted Social Unit With 2 cuft fridge in central section with 2 outer curved section with adjustable shelves



Code	Length	Depth	Height	Spec	MRP £	MRP £	MRP £	MRP £
M520	1590	560	720		2,304	2,523	2,640	2,760
Code	Cross Banding Veneer Option				MRP £	MRP £	MRP £	MRP £
CB4	Top and door fronts				336	336	336	336
Code	Staining to Special Finish				MRP £	MRP £	MRP £	MRP £
MS1	General				191	191	191	191

Square Coffee Table with Arrowhead Base



Code	Length	Depth	Height	Spec	MRP £	MRP £	MRP £	MRP £
MB1180	800	800	470		700	753	834	874
MB1181	1000	1000	470		799	857	944	990
Code	Cross Banding Veneer Option				MRP £	MRP £	MRP £	MRP £
CB2	Table Top only				295	295	295	295
Code	Staining to Special Finish				MRP £	MRP £	MRP £	MRP £
MS1	General				191	191	191	191

Square Coffee Table on Chrome Trumpet Base



Code	Length	Depth	Height	Spec	MRP £	MRP £	MRP £	MRP £
MB1184	800	800	470		700	753	834	874
MB1185	1000	1000	470		799	857	944	990
Code	Cross Banding Veneer Option				MRP £	MRP £	MRP £	MRP £
CB2	Table Top only				295	295	295	295
Code	Staining to Special Finish				MRP £	MRP £	MRP £	MRP £
MS1	General				191	191	191	191

Circular Coffee Table with Arrowhead Base



Code	Length	Depth	Height	Spec	MRP £	MRP £	MRP £	MRP £
MB1190	800	Dia	470		816	874	956	1,007
MB1191	1000	Dia	470		897	956	1,065	1,106
Code	Cross Banding Veneer Option				MRP £	MRP £	MRP £	MRP £
CB2	Table Top only				295	295	295	295
Code	Staining to Special Finish				MRP £	MRP £	MRP £	MRP £
MS1	General				191	191	191	191

Circular Coffee Table on Chrome Trumpet Base



Code	Length	Depth	Height	Spec	MRP £	MRP £	MRP £	MRP £
MB1194	800	Dia	470		816	874	956	1,007
MB1195	1000	Dia	470		897	956	1,065	1,106
Code	Cross Banding Veneer Option				MRP £	MRP £	MRP £	MRP £
CB2	Table Top only				295	295	295	295
Code	Staining to Special Finish				MRP £	MRP £	MRP £	MRP £
MS1	General				191	191	191	191

Dual Curve Coffee table with Arrowhead Base



Code	Length	Depth	Height	Spec	MRP £	MRP £	MRP £	MRP £
MB1200	800	Dia	470		845	908	1,007	1,053
MB1201	1000	Dia	470		932	995	1,099	1,152
Code	Cross Banding Veneer Option				MRP £	MRP £	MRP £	MRP £
CB2	Table Top only				295	295	295	295
Code	Staining to Special Finish				MRP £	MRP £	MRP £	MRP £
MS1	General				191	191	191	191

Dual Curve Coffee table on Chrome Trumpet Base



Code	Length	Depth	Height	Spec	MRP £	MRP £	MRP £	MRP £
MB1204	800	Dia	470		845	908	1,007	1,053
MB1205	1000	Dia	470		932	995	1,099	1,152
Code	Cross Banding Veneer Option				MRP £	MRP £	MRP £	MRP £
CB2	Table Top only				295	295	295	295
Code	Staining to Special Finish				MRP £	MRP £	MRP £	MRP £
MS1	General				191	191	191	191

eborcraft

Eborcraft Limited, Chessingham Park, Dunnington York YO19 5SE

T 01904 481020

www.eborcraft.co.uk

F 01904 481022

www.eborcraft.ltd.uk

E-mail sales@eborcraft.co.uk

We reserve the right to alter specifications without prior notice. E & OE. Colours shown are as accurate as the printing process will allow. We recommend that you ask your retailer for a veneer sample prior to order.