

CISCO *Live!*

Let's go

# An Interactive Conversation on IMM Transition

How do I get there?

Vincent Esposito, Technical Solutions Architect  
[@vesposit](#)

# IMM Transition Tool overview

## What?

- Convert UCS Manager/UCS Central profiles, templates, pools and policies to Intersight
- Free of cost, no additional license requirement
- Supported with SaaS/CVA/PVA deployments

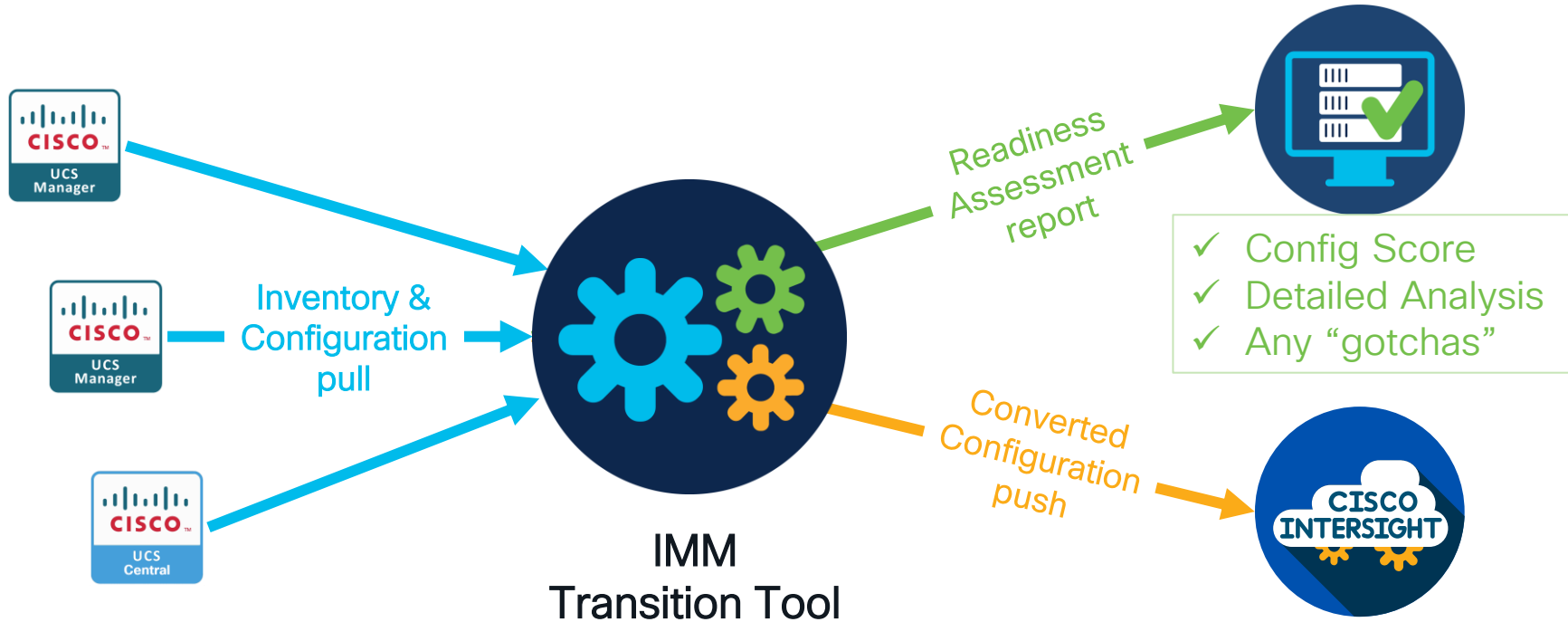
## Why?

- Simplify customers' transition from UCS Manager/Central to IMM
- Automate most of the steps to transition customer fabric/server configuration to IMM

## How?

- Standalone solution – delivered as OVA with simple and intuitive UI
- Download from [ucstools.cloudapps.cisco.com](https://ucstools.cloudapps.cisco.com) portal

# Introducing the IMM Transition Tool



# Primary use cases

1

## Accelerate deployments of UCS X-Series

- **Extends** existing **Service Profile Templates** to Intersight
- Automatically converts related **server policies** (boot, BIOS, LAN/SAN connectivity, etc.)
- Converts **fabric configuration** (VLANs/VSANs, port configuration, etc.)

2

## Move existing servers to IMM domains

- Automatically **converts** existing **Service Profiles** to Intersight Server Profiles
- Maintains all **server identities** (MAC, WWN, etc.)
- Allows **transition** to new server generation (e.g. M3/M4 to M6/M7)

3

## Migrate an entire UCS domain to IMM\*

- Assesses **hardware & firmware compatibility**
- Performs **complete conversion** of UCS Manager domain to IMM mode
- **Requires domain downtime**
- Handles **all necessary operations** automatically

# Additional use cases

4

## Intersight form-factor migration

- Perform **form-factor migration** of policies (between Intersight SaaS, CVA & PVA)
- Clones **org structure** and **policies, profiles, templates**
- Supports **server, domain & chassis** policies (no support for HyperFlex & Kubernetes)

5

## Bulk claim of devices to Intersight

- **Automatically claim** various UCS devices (UCSM, CIMC)
- Use CSV input file for providing **credentials**
- Support claiming to Intersight **SaaS** or Connected/Private **Appliance**

6

## Simplify OS Installation and firmware upgrades

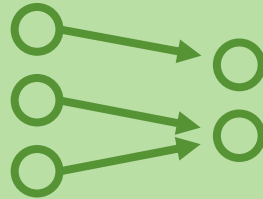
- Use IMM Transition Tool VM as a **Software Repository**
- Allows **hosting of ISO images** or **firmware packages**
- Can be leveraged to easily perform **OS Installation** or **firmware upgrades** on UCS servers

# Major Features



## Identities Preservation

- Conversion/cloning of profiles with **preservation of their identities** (IP, MAC, WWPN, WWNN, UUID)
- User-selectable option in the Transition Settings



## Advanced Organization Mapping

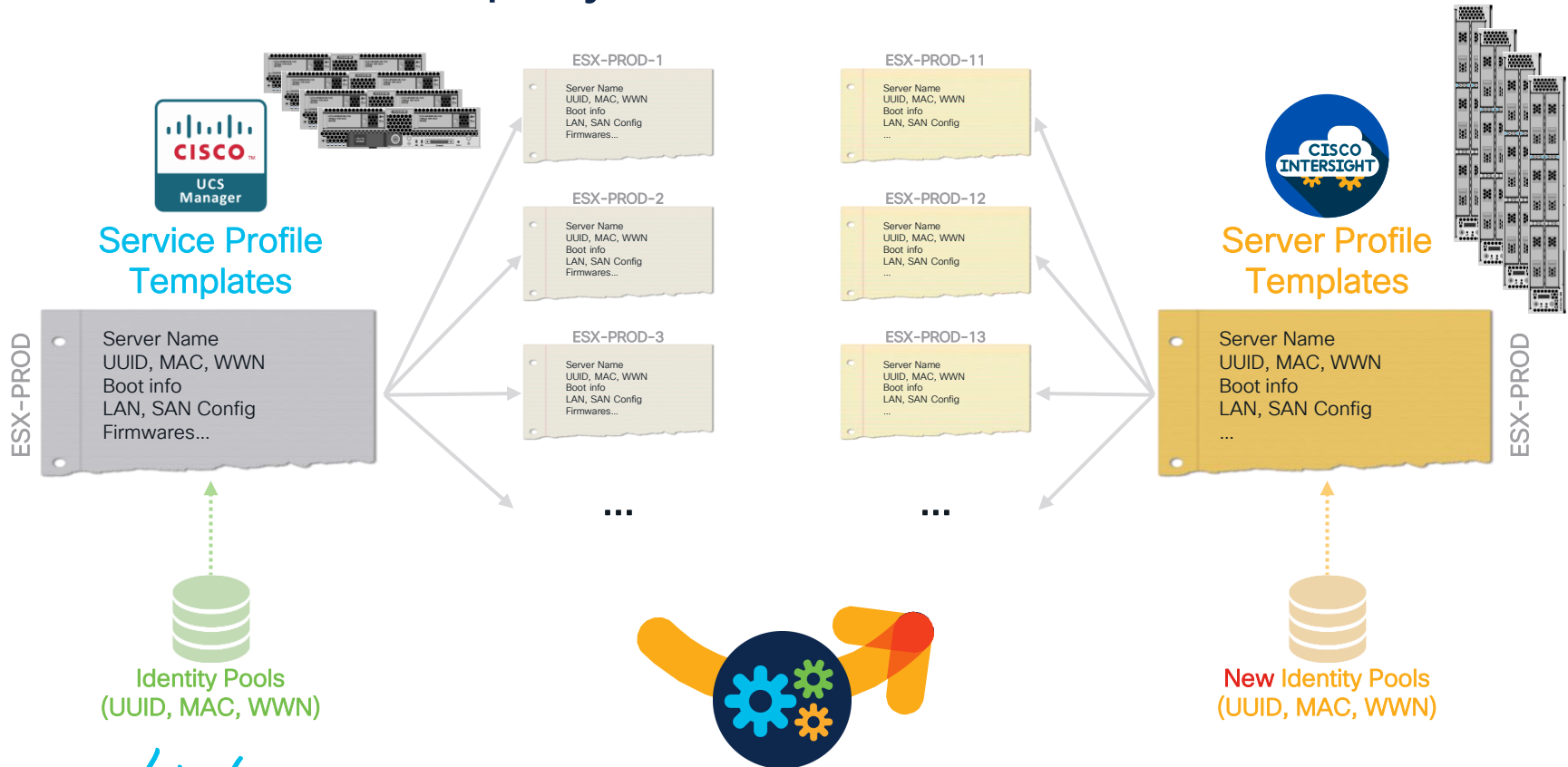
- Gives **more flexibility** to control where converted policies are placed
- Supports **one-to-one** and **many-to-one** mapping



## Profile/Template based

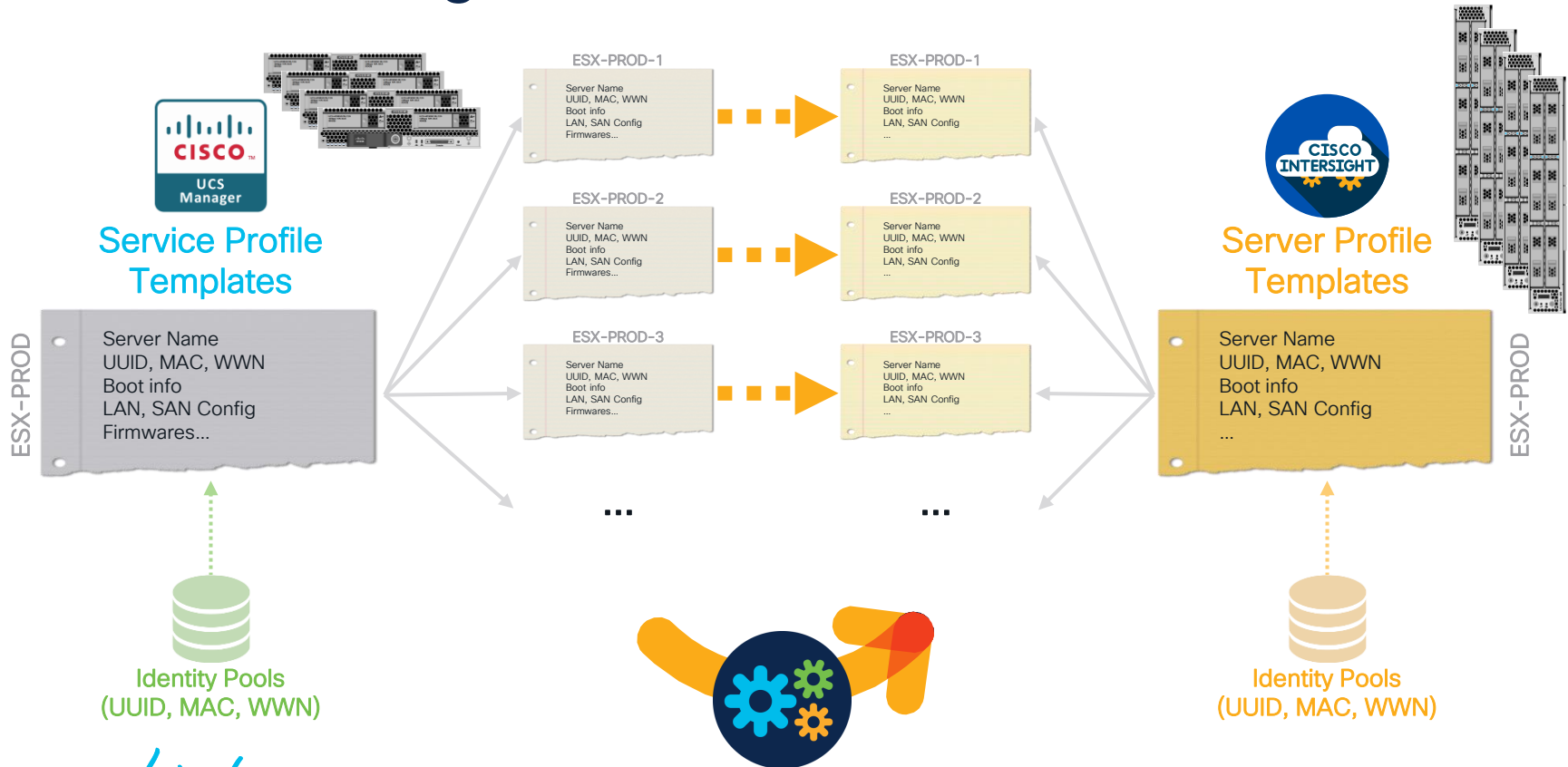
- **Selective** conversion/cloning based on profiles/templates
- Only converts/clones **policies attached** to selected profiles/templates

# Accelerate deployments of UCS X-Series





# Move existing servers to IMM domains



# Release 2.0 Major New Features



## Support for UCS Central

- Conversion of UCS Central **server policies** configuration
- Fabric policies can be converted directly from UCS Manager



## Profile/Template-based conversion system

- **Selective conversion** based on profiles/templates
- Only converts **policies attached** to selected profiles/templates



## Per-transition settings in GUI

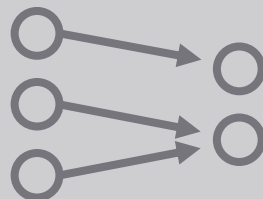
- Convert **fabric or server** policies only
- Customize Intersight **org mapping**
- Tune conversion engine behavior

# Release 3.0 Major New Features



## Conversion with identities preservation

- Conversion of Service Profiles with **preservation of their identities** (IP, MAC, WWPN, WWNN, UUID)
- User-selectable option in the Transition Settings



## Advanced Organization Mapping

- Gives **more flexibility** to control where converted policies are placed
- Supports **one-to-one** and **many-to-one** mapping



## Cloning Intersight accounts/instances

- Allows quick **config replication** between Intersight instances
- Cloning of all **FI-Attached & Standalone** policies, pools, profiles, templates (no support for HX & IKS)

# Release 3.1 Major New Features



## Cloning with identities preservation

- Cloning of Intersight Server Profiles with **preservation of their identities** (IP, MAC, WWPN, WWNN, UUID, IQN)
- User-selectable option in the Transition Settings



## Per-device proxy activation

- Gives **more flexibility** to control which device(s) need to use the proxy
- Toggle proxy **at device level**
- Proxy configuration in Global Settings



## Backup & Restore


- Provides the ability to **backup and restore data** on the IMM Transition Tool
- Will be used to perform future **upgrades**

# Release 4.0 Major New Features



## Selective cloning

- Optional cloning based on **Server Profiles** / Templates
- **All associated policies/pools** are automatically cloned as well



## X-Series UCSM conversion to IMM

- Supports conversion of **UCSM with X-Series servers**
- Includes **hardware compatibility** report
- Full support for M6/M7 servers



## Software Repository

- Allows hosting of ISO images or **firmware packages**
- Can be leveraged to easily perform **OS Installation** or **firmware upgrades** on UCS servers

# Release 4.1 Major New Features



## Organization Sharing support

- Support for **organization sharing structure** in Intersight
- **Single level** of sharing
- Works with **Advanced Org Mapping** for greater control



## Bulk claim of devices to Intersight

- Supports **easy claiming** UCSM & CIMC devices to Intersight
- Add devices **manually** or via **CSV file import**



## Chassis/Domain Profile Selective Cloning

- Optional **cloning based on Chassis & Domain Profiles**
- **All associated policies** are automatically cloned as well


# Limitations & caveats

- Limited support for some advanced vNIC/vHBA configurations
  - No vCon & placement policy support
- Various implementation differences between UCS Manager & IMM
  - Conversion of all policies “to the best extent possible” given the differences
  - Applicable differences are listed in the conversion report

# Additional Resources

- IMM Transition Tool demo videos
  - V3 (latest) - <https://www.youtube.com/watch?v=tHJJ-prOrO0>
  - V2 - <https://www.youtube.com/watch?v=duczkclCYrk> (UCS Central support)
  - V1 - <https://www.youtube.com/watch?v=Oqmf2CAPxtE> (UCS Manager support)
- IMM Transition Tool download page
  - <https://ucstools.cloudapps.cisco.com/>
- IMM Transition Tool Documentation
  - User Guide: [https://www.cisco.com/c/en/us/td/docs/unified\\_computing/Intersight/IMM-Transition-Tool/User-Guide-3-0/b\\_cisco\\_intersight\\_managed\\_mode\\_user\\_guide\\_3\\_0/m\\_overview\\_imm\\_tt\\_3.html](https://www.cisco.com/c/en/us/td/docs/unified_computing/Intersight/IMM-Transition-Tool/User-Guide-3-0/b_cisco_intersight_managed_mode_user_guide_3_0/m_overview_imm_tt_3.html)
  - Release Notes: [https://www.cisco.com/c/en/us/td/docs/unified\\_computing/Intersight/IMM-Transition-Tool/b\\_imm\\_tt\\_rn.html](https://www.cisco.com/c/en/us/td/docs/unified_computing/Intersight/IMM-Transition-Tool/b_imm_tt_rn.html)
- IMM Transition CVDs
  - *FlexPod*: <https://www.cisco.com/c/en/us/products/collateral/servers-unified-computing/ucs-manager/transition-a-cisco-ucs-in-flexpod-from-ucs-manager-to-cisco-intersight.html>
  - *FlashStack*: <https://www.cisco.com/c/en/us/products/collateral/servers-unified-computing/transition-flashstack-from-ucs-to-imm-wp.html>








The bridge to possible

# Thank you

CISCO *Live!*



The Cisco Live! logo features the word "CISCO" in a bold, black, sans-serif font, followed by "Live!" in a black, cursive script font. The background of the entire image is a vibrant, multi-colored abstract pattern of overlapping, wavy bands in shades of red, orange, yellow, green, and blue, creating a sense of motion and energy.

CISCO *Live!*

Let's go