

# 3025 DENT PL NW WASHINGTON, DC 20008

## SCOPE OF WORK:

"Alteration and Repair to existing 2 story with Cellar SFD and rear accessory garage structure to include repair and restoration of a portion of the existing historical windows, replacement of some windows, alteration of window openings in rear of addition portion of property to install a French Door and a single glass window on side of property, replacement of front and rear doors, replacement of vehicular garage door and side entry door to accessory garage regrade the rear of the property to have a single grade level and removal of damaged brick and slate walkway and patio and installation of pervious brick pavers and planting beds in rear of property. Removal of existing exterior siding on accessory garage and installation of wooden lap siding.

## ABBREVIATIONS

/ Per	EXT Exterior	NWC Normal Weight Concrete
@ At	FAB Fabricate	O.F. Outside Face
AB Anchor Bolt	FD Footing Dowel	OAE Or Approved Equivalent
ACI American Concrete Institute	FF Finished Floor	OC On Center
ADDNL Additional	FIN Finish(ed)	OD Outside Diameter
AESS Architectural Exposed Structural Steel	FLG Flange	OH Opposite Hand
AFF Above Finished Floor	FLR Floor	OPNG Opening
ALT Alternate	FND Foundation	OPP Opposite
ALUM Aluminum	FO Face of	OVS Oversized
APA American Plywood Association	FP Full Penetration or Fire Proofing	OWS One-Way Slab
APPROX Approximate	FRAM Framing	PAF Power Actuated Fastener
ARCH Architect or Architectural	FS Far Side	PC Precast
B/ or BO Bottom of BAL Balance	FT Foot or Feet	PCA Portland Cement Association
BD Board	FTG Footing	PD Pier Dowel
BF Braced Frame	FV Field Verify	PEN Penetration
BG Backgouge	GA Gage or Gauge	PERP Perpendicular
BL Brick Ledge	GALV Galvanized	PL Plate (Steel)
BLDG Building	GL Glu-lam	PLF Pounds Per Lineal Foot
BLKG Blocking	GR Grade or Grind	PREFAB Prefabricated
BM Beam	GR BM Grade Beam	PRELIM Preliminary
BN Boundary Nail	HAS or HDAS Headed Anchor Stud	PS Prestressed
BOS Bottom of Steel	HD Headed or Holdown	PSF Pounds Per Square Foot
BOT or B Bottom	HDAR Headed Anchor Rod	PSI Pounds Per Square Inch
BRG Bearing	HDG Hot Dipped Galvanized	PT Point or Post-Tension or Pretensioned
BSMT Basement	HK Hook	QTY Quantity
BTWN Between	HORIZ Horizontal	RAD or R Radius
CC Center to Center	HT Height	RB Precast Rectangular Beam
CF Cold Formed	HVAC Heating-Ventilating and A/C	RC Reinforced Concrete
CG Center of Gravity	I.F. Inside Face	RE or REF Refer to (Reference)
CIP Cast-In-Place	ID Inside Diameter	REINF Reinforce(ing)(d)(ment)
CJ Control Joint	IN Inch	REQD Required
CJP Complete Joint Penetration	INT Interior	REQT(S) Requirement(s)
CL Centerline	IT Precast Inverted Tee Beam	RET Return
CLG Ceiling	JST Joist	RO Rough Opening
CLR Clear	JT Joint	ROF Random Oriented Fiber
CMU Concrete Masonry Unit	k Kip	(S) Salvaged
COL Column	L or LG Length	S South
CONC Concrete	LB Precast L-Shaped Beam	SC Slip Critical
CONN Connection	LB(S) Pound(s)	SCHED Schedule
CONST Construction	LCE Compression Embedment	SECT Section
CONT Continue or Continuous	LCS Compression Lap Splice	SIM Similar
CONTR Contractor	LDH Hook Development Length	SLH Short Leg Horizontal
COORD Coordinate	LL Live Load	SLRS Seismic Load Resisting System
CSJ Construction Joint	LLH Long Leg Horizontal	SLV Short Leg Vertical
CTR(D) Center(ed)d Penny	LLV Long Leg Vertical	SOG Slab on Grade
DAS Deformed Anchor Stud	LOC(S) Location(s) or Locate	SP Space(s)
DBL Double	LONG Longitudinal	SP @ Space at
DCW Demand Critical Weld	LSL Laminated Strand Lumber	SPECS Specifications
DFS Deferred Submittal	LT Light	SPRT Support
DIA or O Diameter	LTE Tension Embedment	SS Stainless Steel
DIAG Diagonal	LTS Tension Lap Splice Length	STD Standard
DIM Dimension	LTWT Lightweight	STIFF Stiffener
DL Dead Load	LVL Level or Laminated Veneer Lumber	STL Steel
DN Down	LWC Light Weight Concrete	STR Structural
DO Ditto	MACH Machine	SW Shearwall
DP Drilled Pier or Deep	MACH RM Machine Room	SYM Symmetrical
DT Precast Double Tee	MAS Masonry	T Top
DTL(S) Detail(s)	MATL Material	T&B Top and Bottom
DWG(S) Drawing(s)	MAX Maximum	T/ or T.O. Top of
DWL(S) Dowels(s)	MBS Metal Building Supplier	THK Thick or Thickness
(E) or EXIST Existing	MCJ Masonry Control Joint	TL Total Load
E-W East-West	MECH Mechanical	TOC Top of Concrete
EA Each	MEP Mech/Elect/Plumb	TOF Top of Footing
EC Epoxy Coated	MIN Minimum	TOM Top of Masonry
EE Each End	MISC Miscellaneous	TOP Topping
EF Each Face	ML Micro-Lam	TOS Top of Steel
EJ Expansion Joint	MLS Masonry Lap Splice	TOW Top of Wall
EL Elevation	mm Millimeter	TRANS Transverse
ELEV Elevator	MNFR Manufacturer	TWS Two-Way Slab
EMBED Embedded	MO Masonry Opening	TYP Typical
EN Edge Nail	MTL Metal	ULT Ultimate
ENGR Engineer	N North	UNO Unless Noted Otherwise
EOR Engineer-of-Record	N-S North-South	VERT Vertical
EQ Equal	NIC Not in Contract	VIF Verify in Field
EQ SP Equally Spaced	NM Non-Metallic	W/ With
EQUIP Equipment	NO or # Number	W/O Without
ES Each Side	NOM Nominal	WD Width or Wood
EW Each Way	NS Non-Shrink or Near Side	WF Wide Flange
EXP Expansion	NTS Not to Scale	WP Working Point or Waterproofing
EXP ANCH Expansion Anchor		WT Weight
		WWR Welded Wire Reinforcement
		WxH Width x Height



## EXISTING FRONT ELEVATION

### GRAPHIC SYMBOLS

	DETAIL NUMBER WALL SECTION
	BUILDING SECTION
	DETAIL MARK
	INTERIOR ELEVATION
	PARTITION TYPE
	WINDOW TYPE
	DOOR NUMBER
	REVISION NUMBER
	NEW STUD WALL
	WALL TO BE REMOVED

### MATERIAL SYMBOLS

	EARTH
	CONCRETE MASONRY UNIT
	BRICK
	POURED CONCRETE
	GRAVEL FILL
	MARBLE
	SAND, PLASTER, GYPSUM WALL BOARD
	METAL
	ROUGH LUMBER
	FINISHED WOOD
	PLYWOOD (LARGE SCALE)
	PLYWOOD (SMALL SCALE)
	RIGID INSULATION
	BATT INSULATION

## DRAWING INDEX:

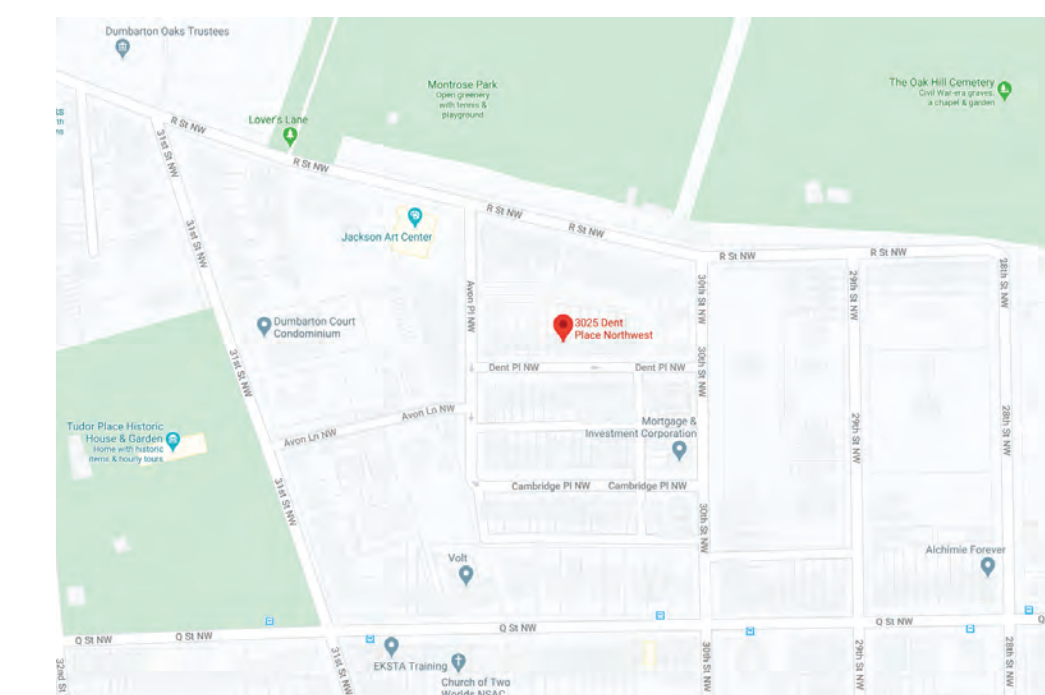
- C-1 COVER SHEET
- A-1 PROJECT INTRO. & SITE PLAN EXISTING FLOOR PLAN
- A-2 EXISTING FLOOR PLANS
- A-3 PROPOSED FLOOR PLAN OPTION 1
- A-4 PROPOSED FLOOR PLAN OPTION 2
- A-5 EXISTING & PROPOSED NORTH ELEVATIONS
- A-6 EXISTING & PROPOSED SOUTH ELEVATIONS
- A-7 EXISTING & PROPOSED WEST SITE SECTIONS
- A-8 EXISTING & PROPOSED NORTH & SOUTH GARAGE ELEVATIONS
- A-9 CONSTRUCTION DETAILS & DOOR & WINDOW SCHEDULES
- A-10 SITE PHOTOS
- A-11 SITE PHOTOS
- A-12 SITE PHOTOS
- A-13 SITE PHOTOS

## PROJECT INFORMATION:

BUILDING DATA	EXISTING	PROPOSED
SQUARE	1979	1979
LOT	0022	0022
ZONE	R-1-B	R-1-B
TYPE OF CONSTRUCTION	TYPE III B	TYPE III B
USE	RESIDENTIAL-DETACHED-SING	RESIDENTIAL-DETACHED-SING
YEAR BUILT	1900	1900
LAND AREA	2214 Sq. Ft.	2214 Sq. Ft.
NO. STORIES ABOVE GRADE	3	3
NUMBER OF UNITS	1	1
CELLAR	NO	NO
BASEMENT	YES	YES

## APPLICABLE BUILDING CODES:

2012 IRC 2013 DCMR 12A



VICINITY MAP



LOCATION MAP

PROJECT SITE LOCATION

DCRA STAMP:

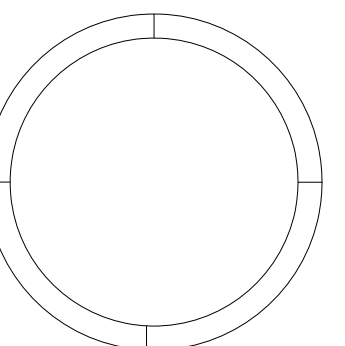


1600 RHODE ISLAND AVE NE  
WASHINGTON DC 20018  
TEL:(202)309-4514

PROJECT  
RESIDENTIAL ROW  
SINGLE FAMILY

DATE:  
PROJECT NO.  
REVISION  
1 \_\_\_\_\_  
2 \_\_\_\_\_  
3 \_\_\_\_\_  
4 \_\_\_\_\_  
5 \_\_\_\_\_  
6 \_\_\_\_\_

3025 DENT PL NW  
WASHINGTON, DC 20007

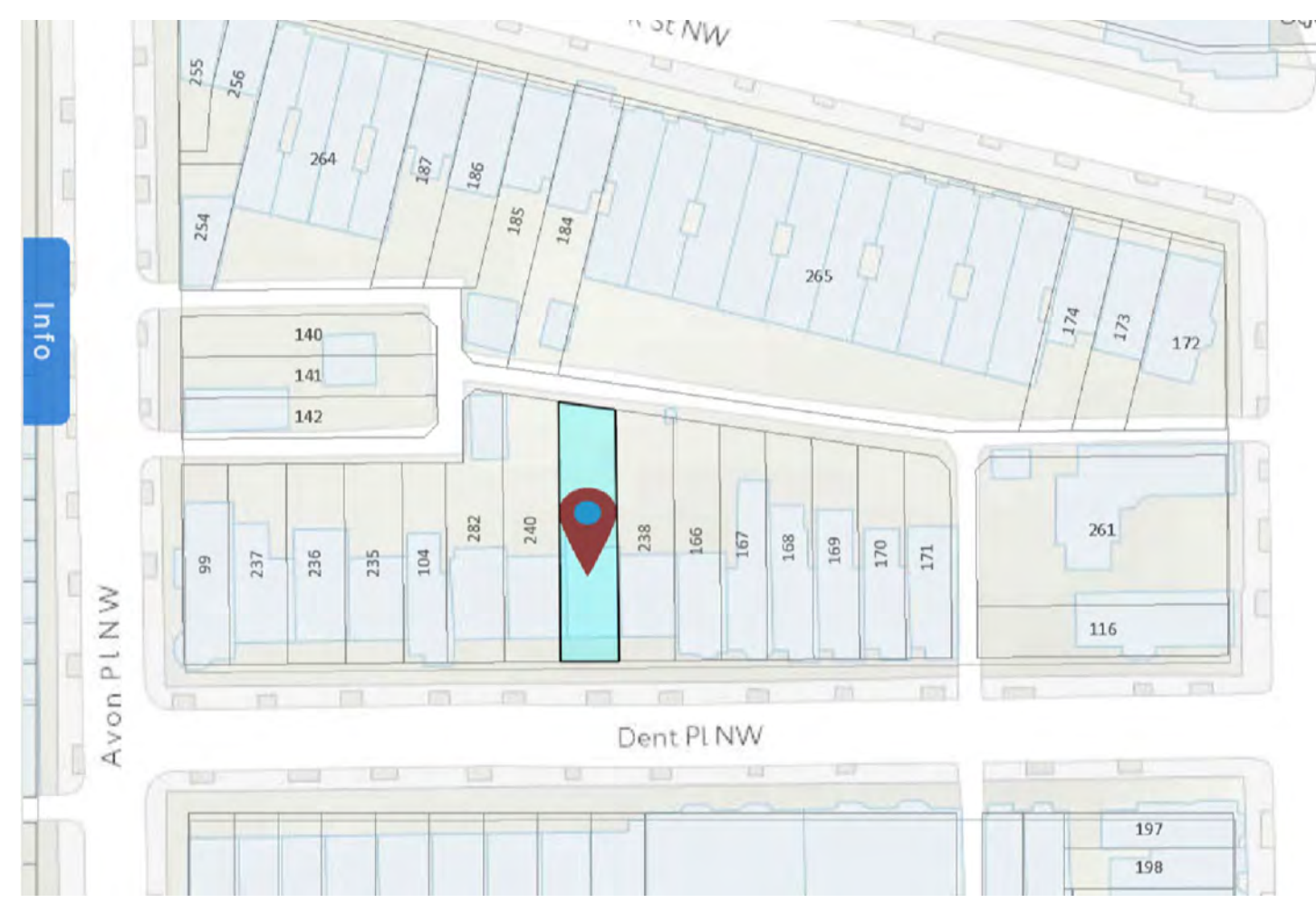


COVER SHEET


C-1

DRAWN BY:

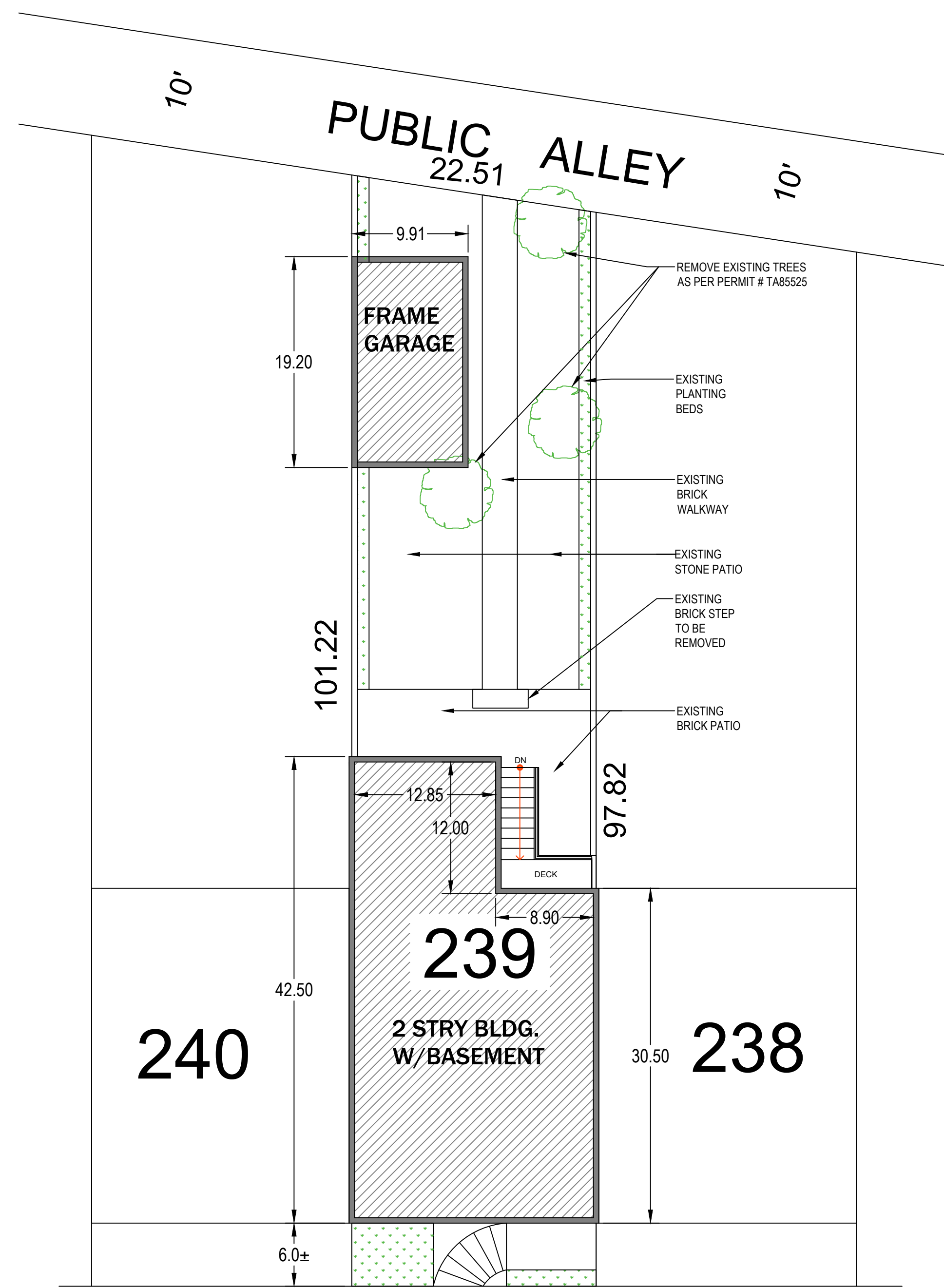
DATE:  
09/14/2020



VICINITY MAP

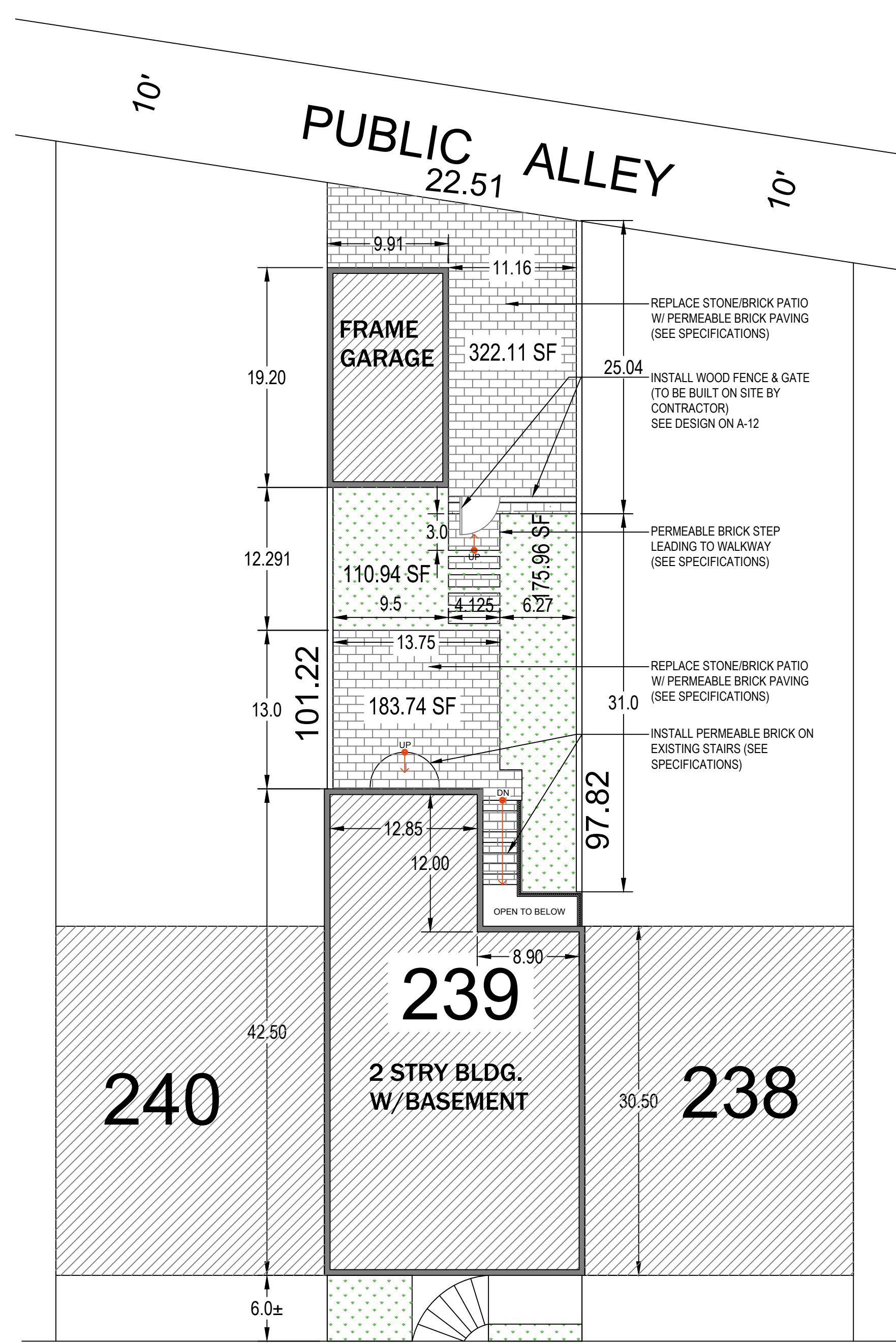


EXISTING PAVING & GARAGE PHOTO



DENT PLACE, N.W.

1 EXISTING SITE PLAN  
SCALE: 1/8" = 1'-0"



DENT PLACE, N.W.

2 PROPOSED SITE PLAN - OPTION 1 & 2  
SCALE: 1/8" = 1'-0"

**PERVIOUS SURFACE AREA: MINIMUM OF 20% OF LOT AREA**  
 LOT AREA = 2214 SQ. FT.  
 PERVIOUS SURFACE AREA FOR EXISTING SITE:  
 FRONT YARD = 48.28 SQ. FT.  
 BACKYARD = 365.92 SQ. FT.  
 PERCENTAGE OF PERVIOUS SURFACE = 18.7%  
 PERVIOUS SURFACE AREA FOR PROPOSED MODIFICATIONS:  
 FRONT YARD = 48.28 SQ. FT.  
 BACKYARD = 832.75 SQ. FT.  
 PERCENTAGE OF PERVIOUS SURFACE = 37.61%  
 PROPOSED MODIFICATIONS EXCEED REQUIREMENTS & IS A SIGNIFICANT IMPROVEMENT TO THE SITE.

DCRA STAMP:

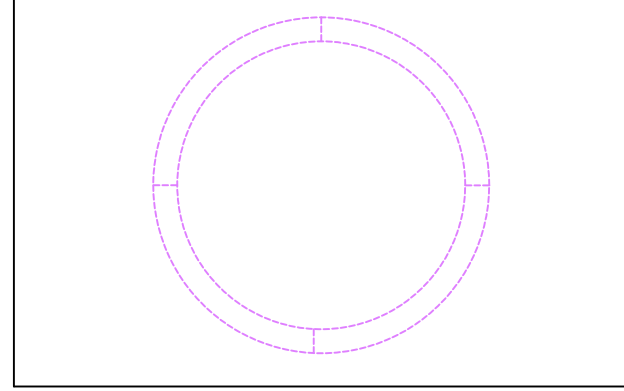
**DILAN HOMES**  
 1600 RHODE ISLAND AVE NE  
 WASHINGTON DC 20018  
 TEL:(202)309-4514

RESIDENTIAL ROW  
 SINGLE FAMILY HOME

DATE: \_\_\_\_\_  
 PROJECT NO. \_\_\_\_\_  
 REVISION

1	_____
2	_____
3	_____
4	_____
5	_____
6	_____

**3025 DENT PL., NW,  
 WASHINGTON DC - 20001**



PROJECT INTRODUCTION -  
 EXISTING & PROPOSED  
 SITE PLANS

**A-1**  
 SHEET #

DCRA STAMP:



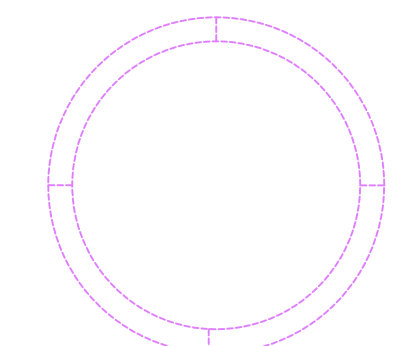
1600 RHODE ISLAND AVE NE  
WASHINGTON DC 20018  
TEL:(202)309-4514

RESIDENTIAL ROW  
SINGLE FAMILY HOME

DATE:  
PROJECT NO. \_\_\_\_\_  
REVISION \_\_\_\_\_

- 1 \_\_\_\_\_
- 2 \_\_\_\_\_
- 3 \_\_\_\_\_
- 4 \_\_\_\_\_
- 5 \_\_\_\_\_
- 6 \_\_\_\_\_

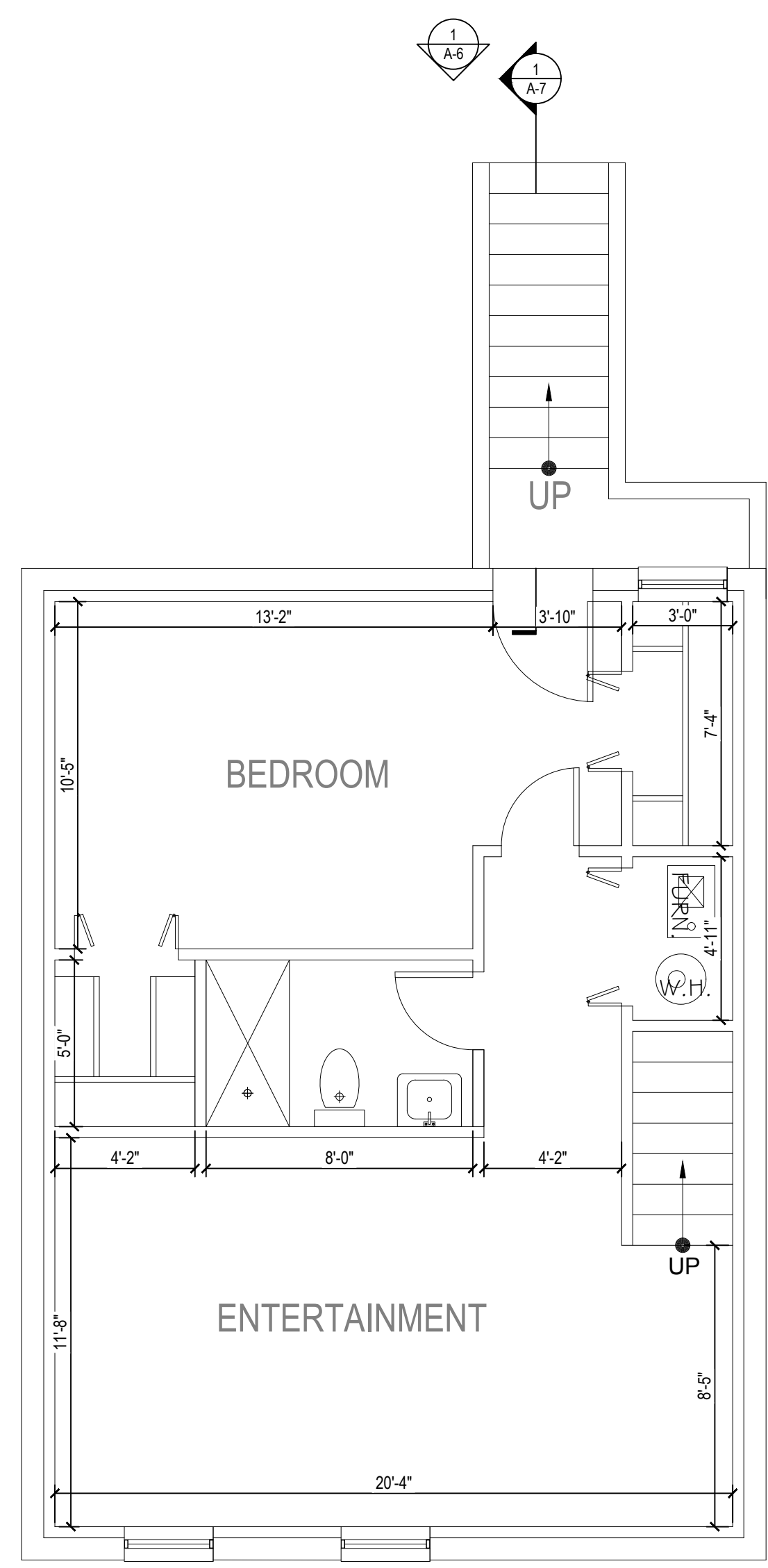
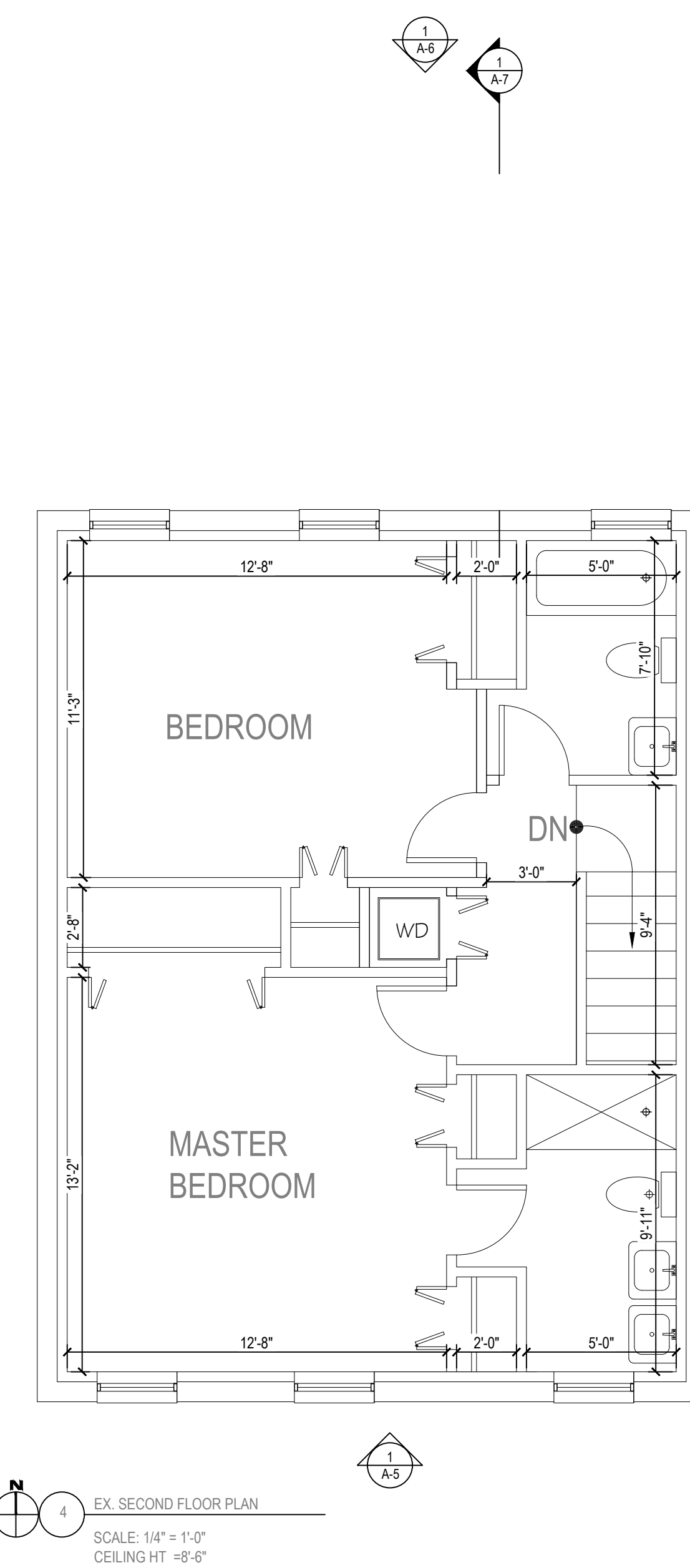
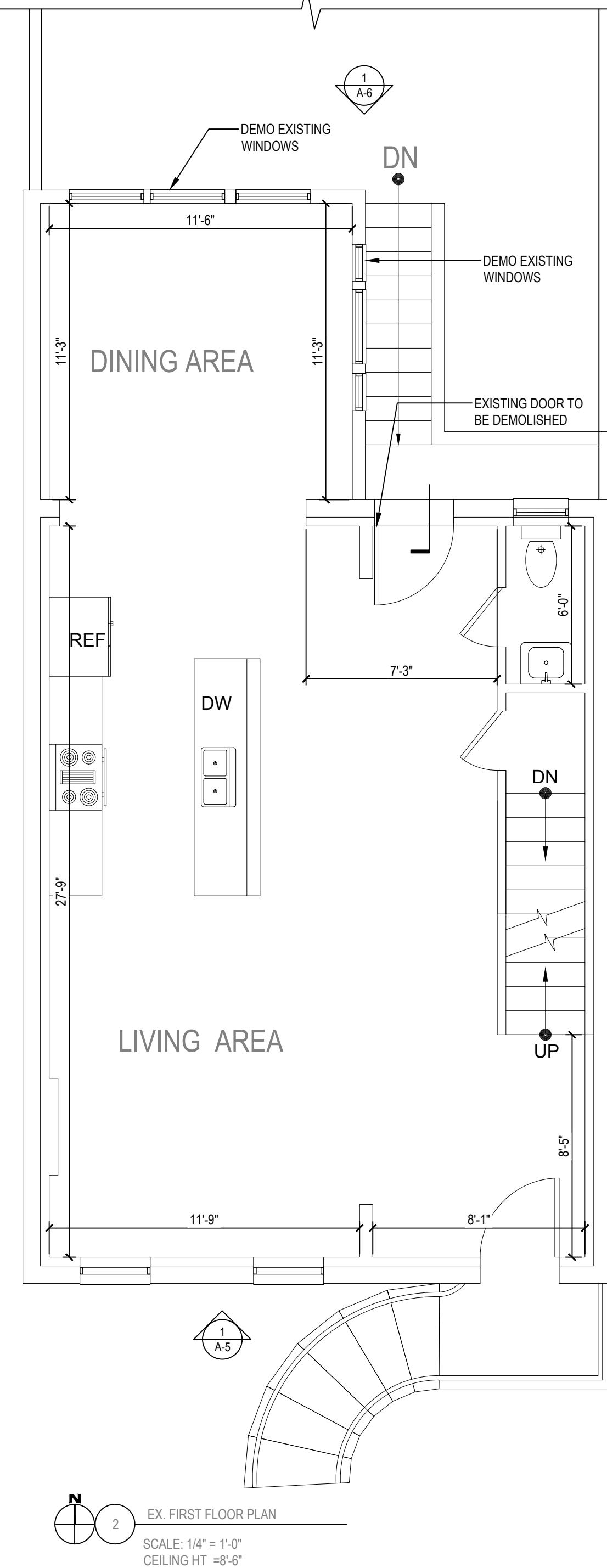
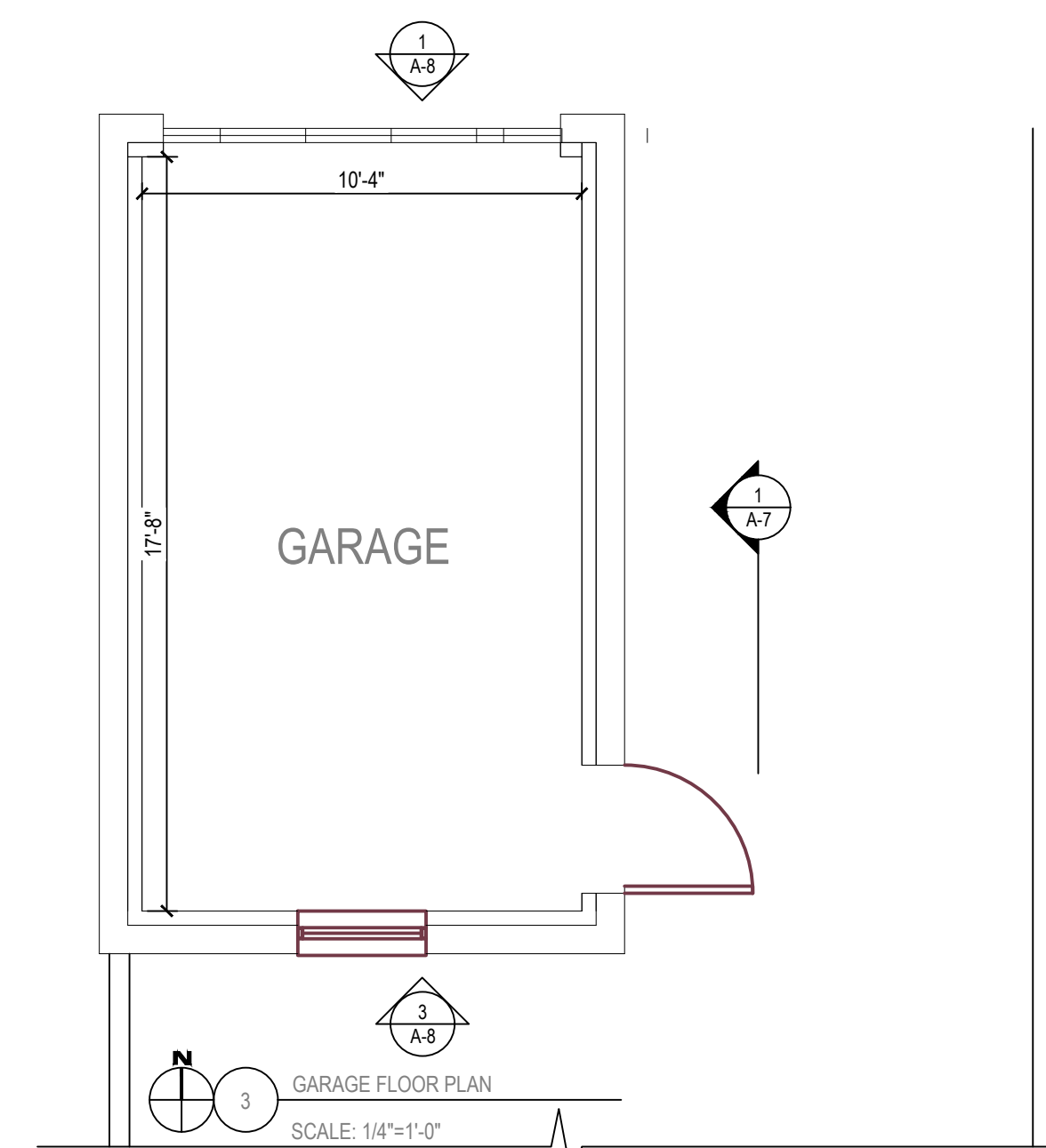
**3025 DENT PL., NW,  
WASHINGTON DC - 20001**



EXISTING FLOOR PLANS

**A-2**

SHEET #



DCRA STAMP:



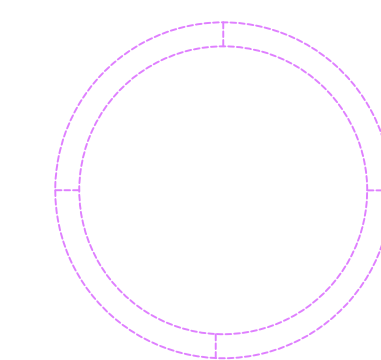
1600 RHODE ISLAND AVE NE  
WASHINGTON DC 20018  
TEL:(202)309-4514

RESIDENTIAL ROW  
SINGLE FAMILY HOME

DATE:  
PROJECT NO. \_\_\_\_\_  
REVISION

- 1 \_\_\_\_\_
- 2 \_\_\_\_\_
- 3 \_\_\_\_\_
- 4 \_\_\_\_\_
- 5 \_\_\_\_\_
- 6 \_\_\_\_\_

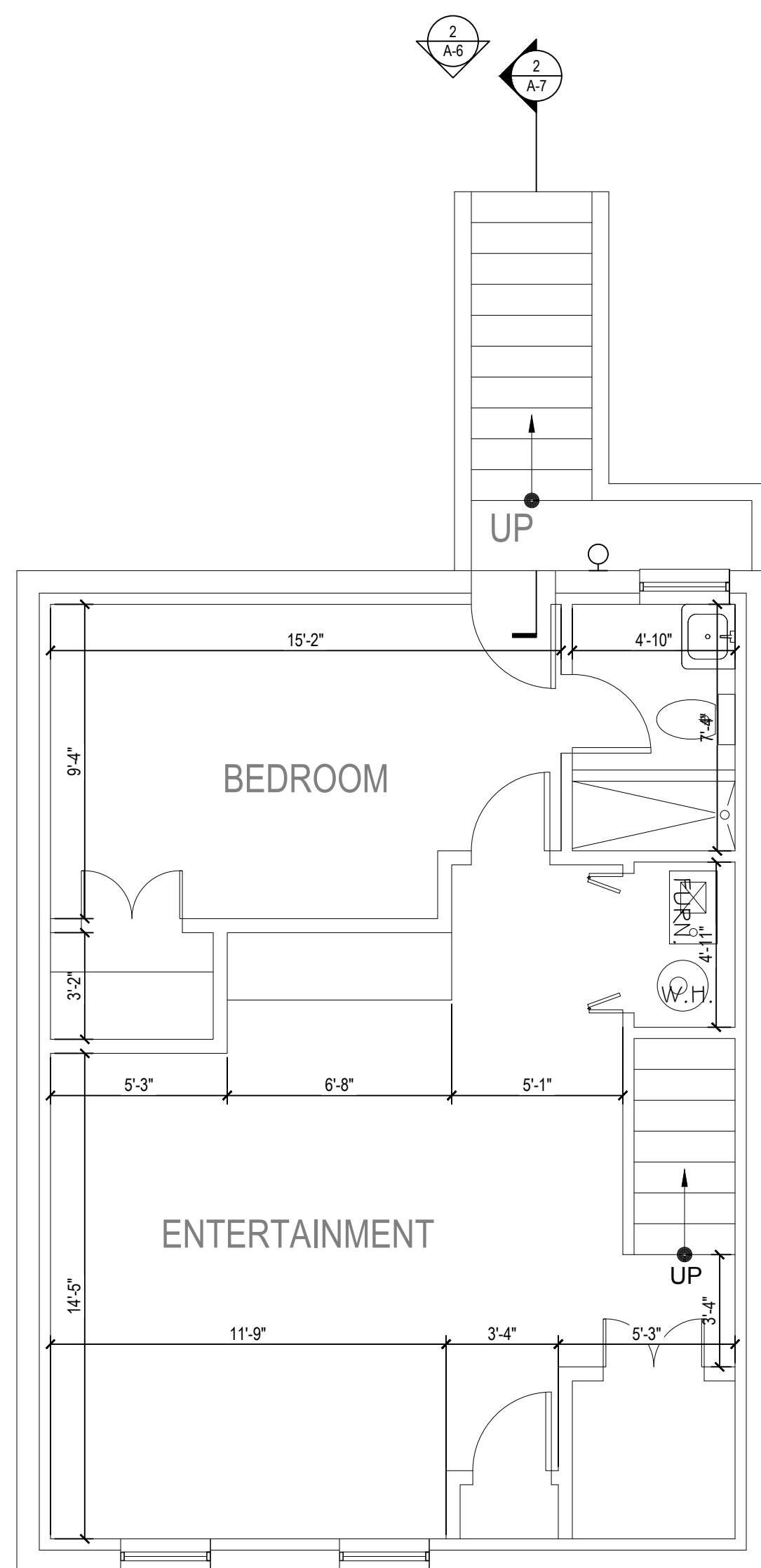
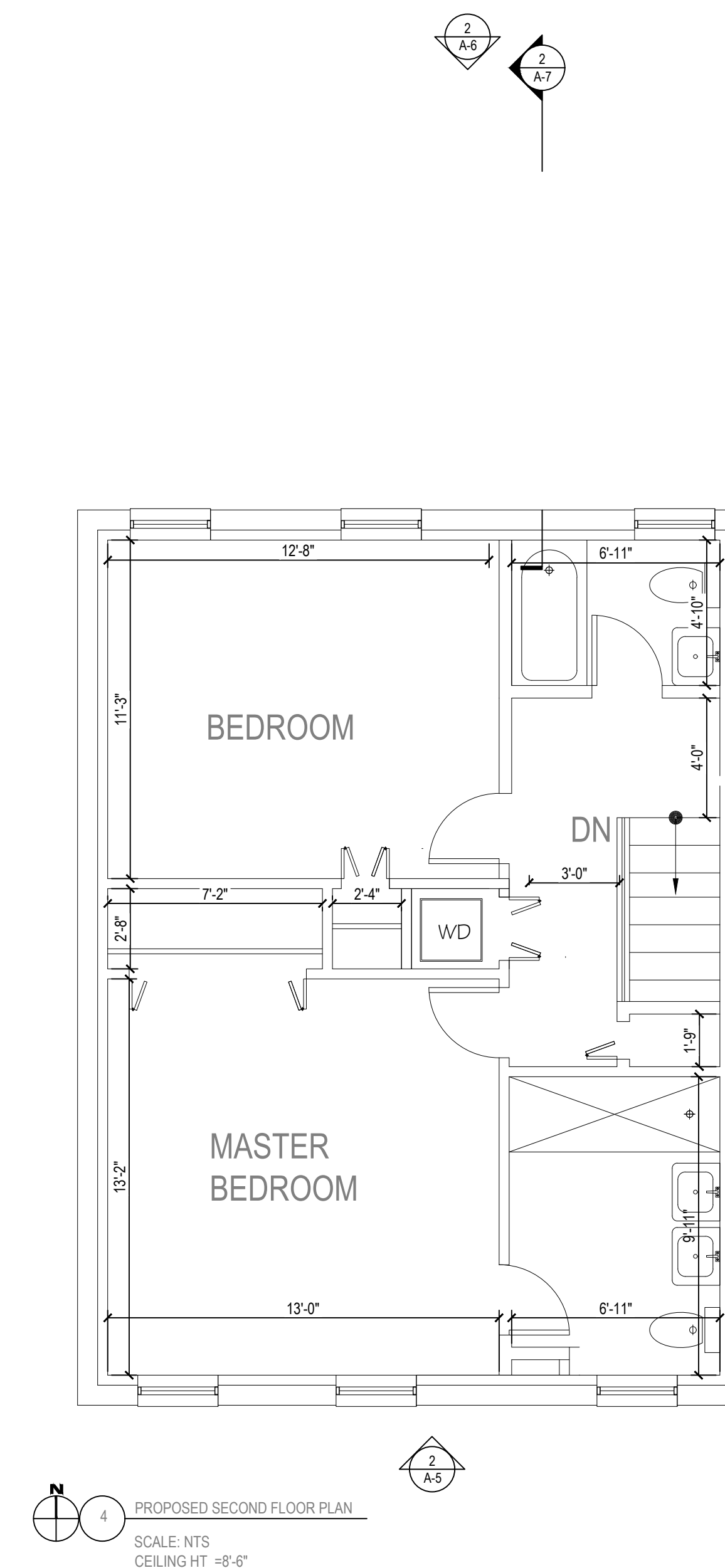
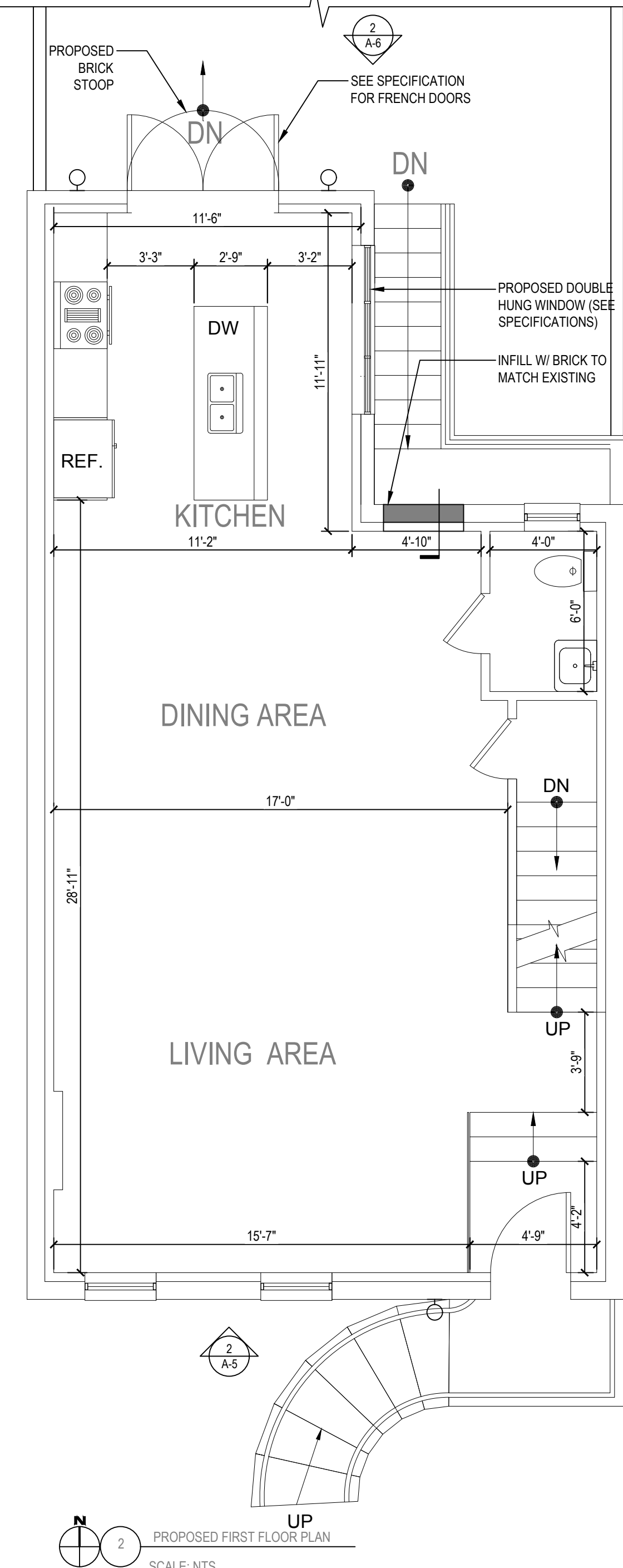
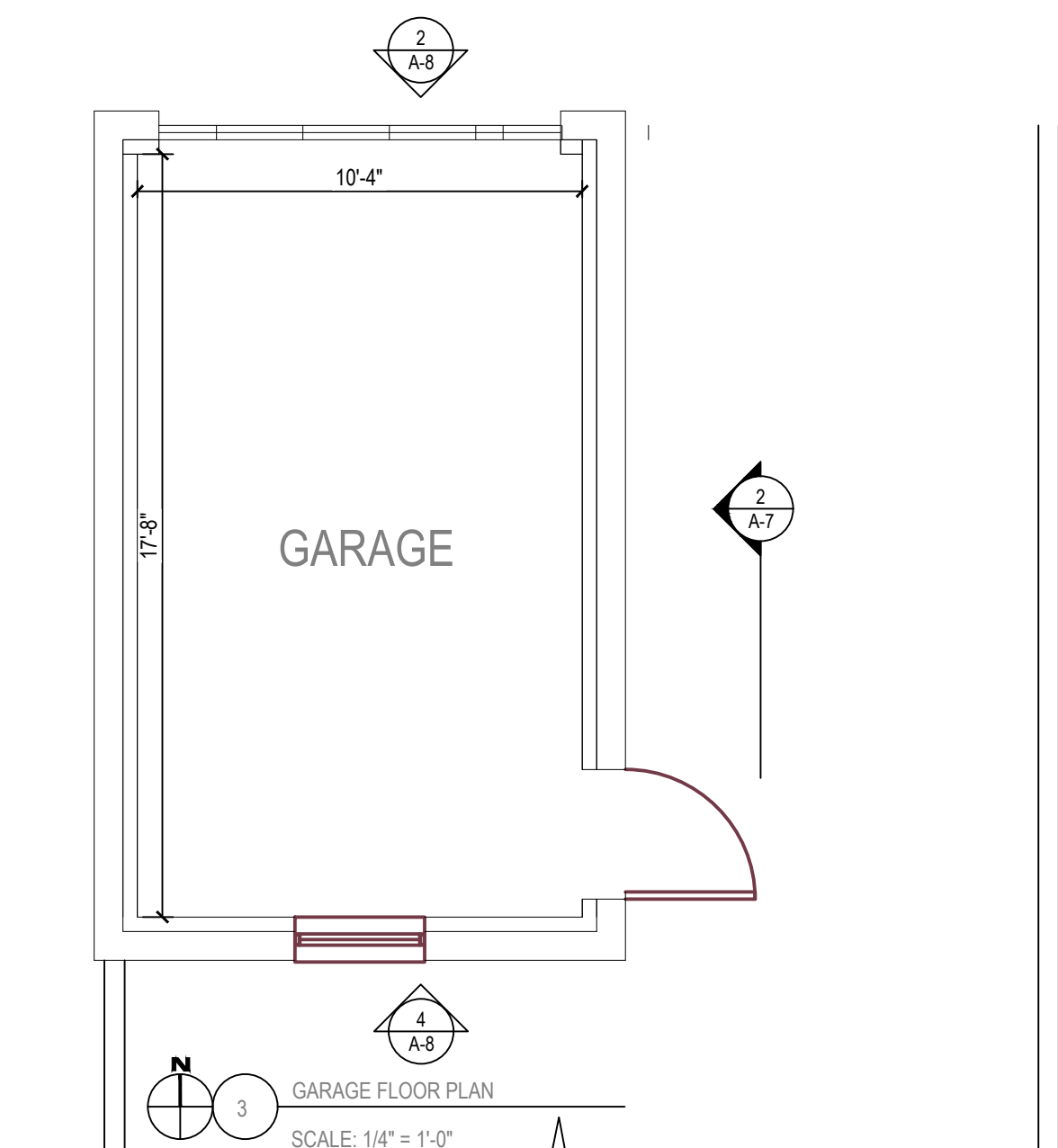
**3025 DENT PL., NW,  
WASHINGTON DC - 20001**



PROPOSED FLOOR PLANS  
OPTION 1

**A-3**

SHEET #



DCRA STAMP:



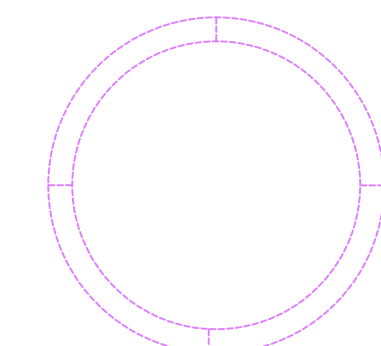
1600 RHODE ISLAND AVE NE  
WASHINGTON DC 20018  
TEL:(202)309-4514

RESIDENTIAL ROW  
SINGLE FAMILY HOME

DATE:  
PROJECT NO. \_\_\_\_\_  
REVISION

- 1 \_\_\_\_\_
- 2 \_\_\_\_\_
- 3 \_\_\_\_\_
- 4 \_\_\_\_\_
- 5 \_\_\_\_\_
- 6 \_\_\_\_\_

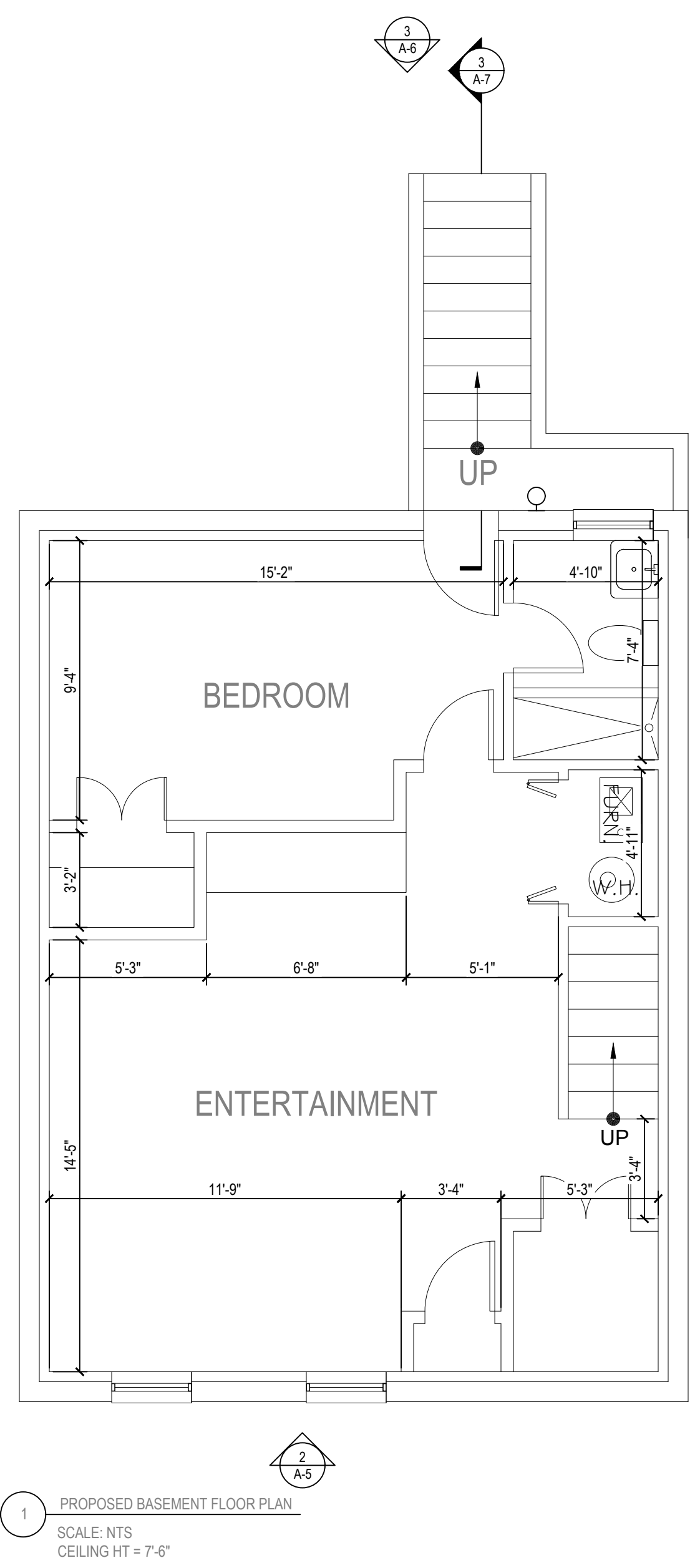
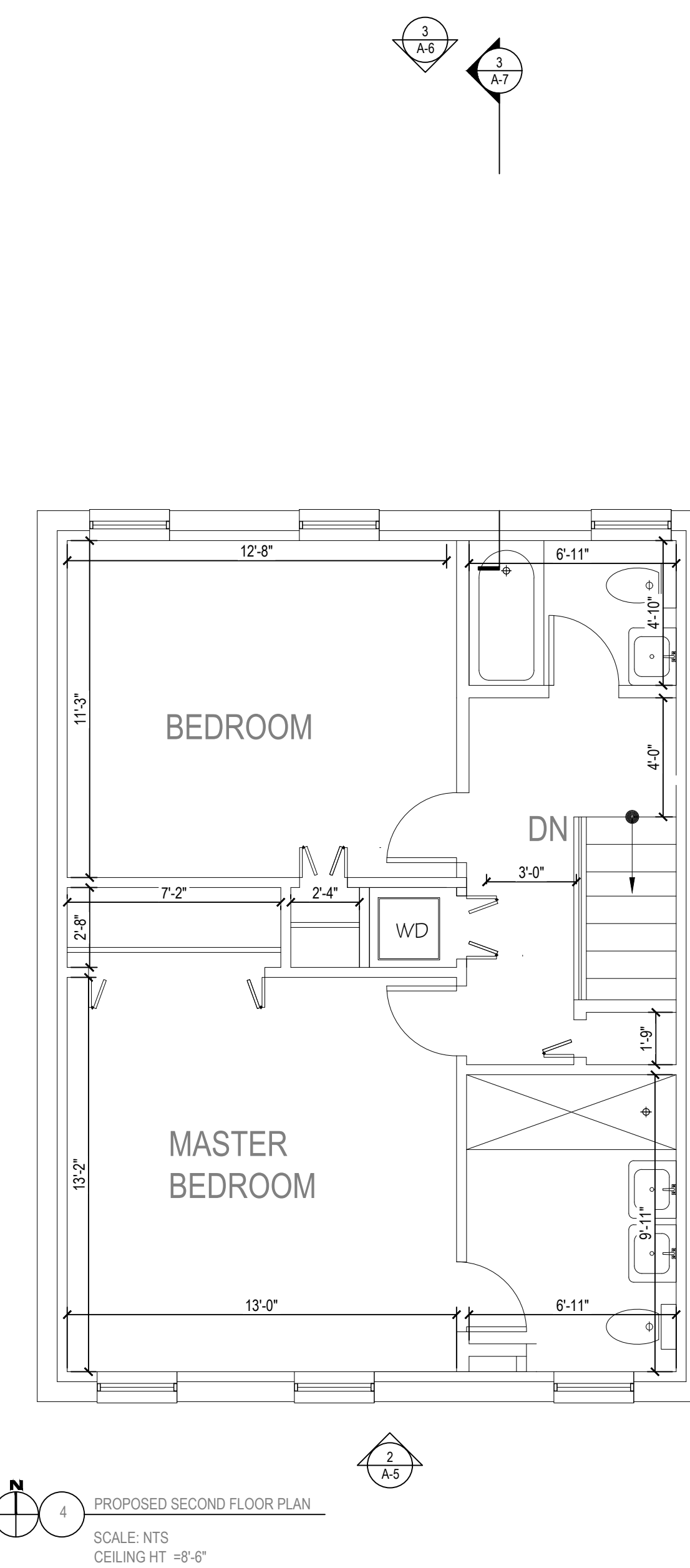
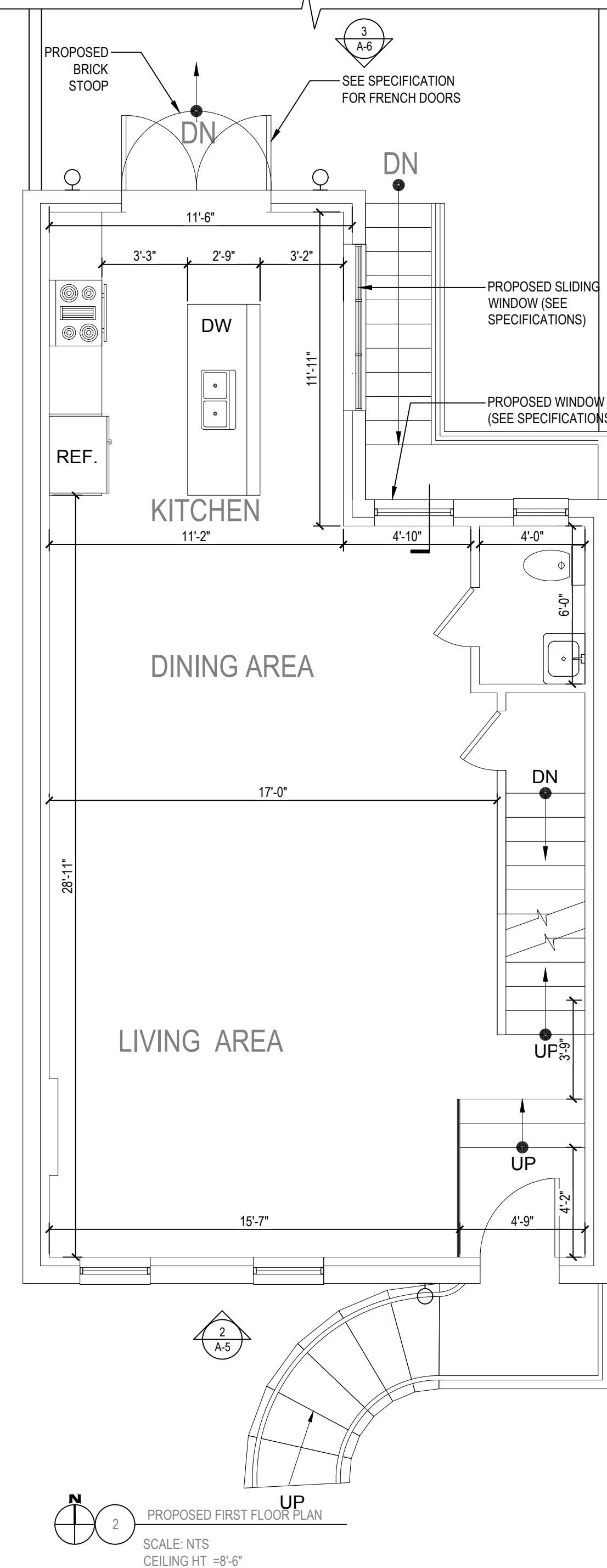
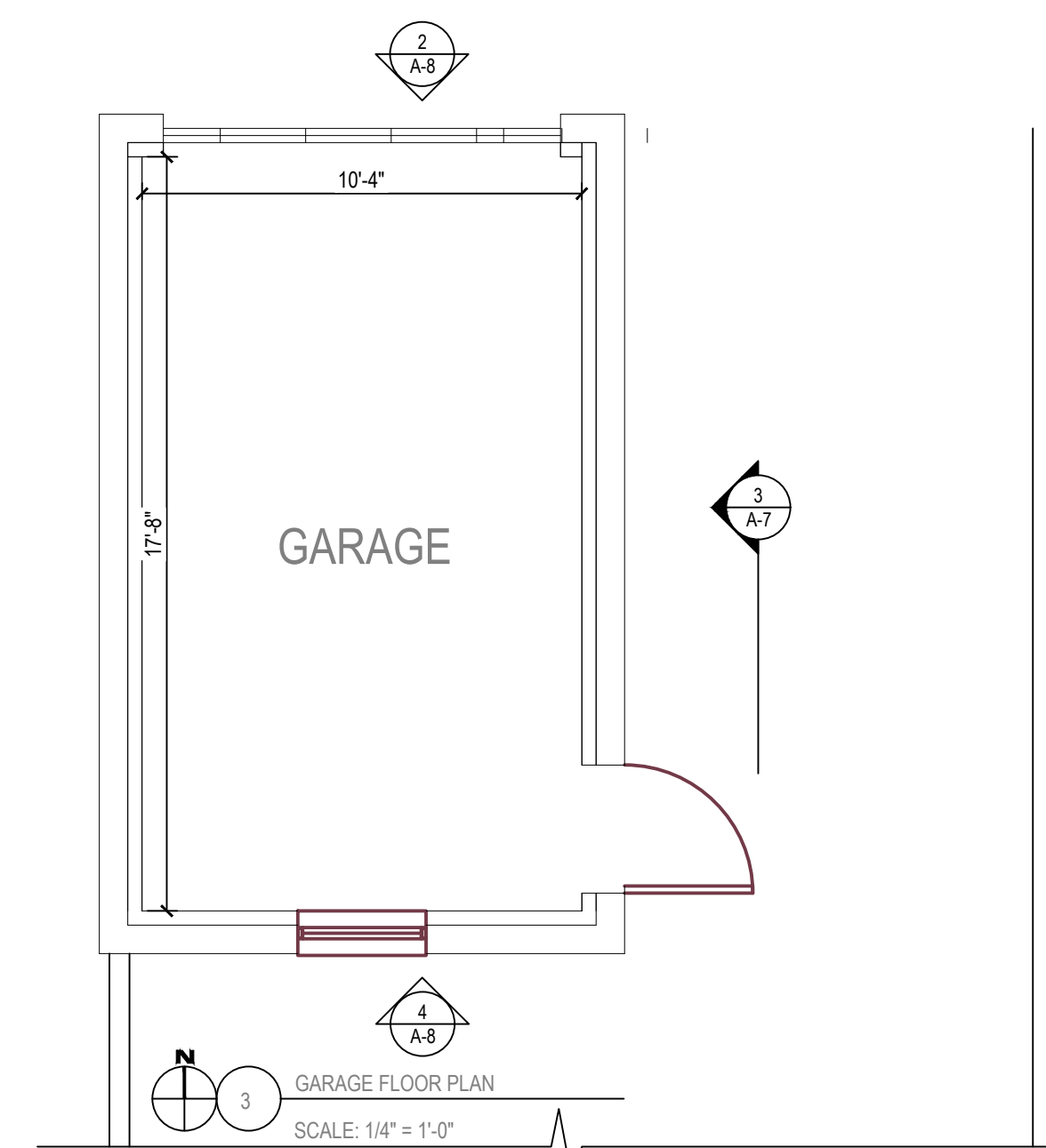
**3025 DENT PL., NW,  
WASHINGTON DC - 20001**



PROPOSED FLOOR PLANS  
OPTION 2

**A-4**

SHEET #



DCRA STAMP:

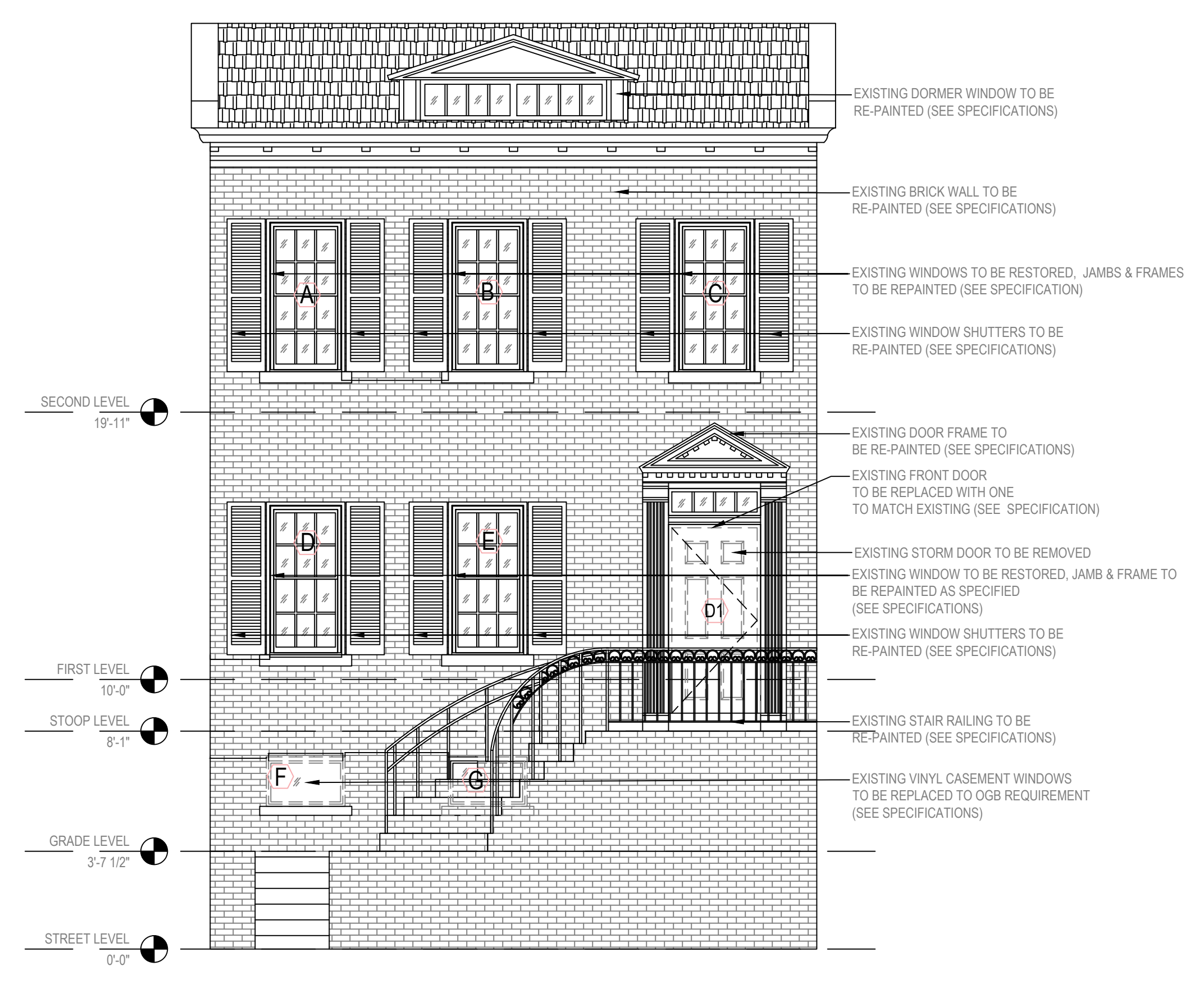


1600 RHODE ISLAND AVE NE  
WASHINGTON DC 20018  
TEL:(202)309-4514

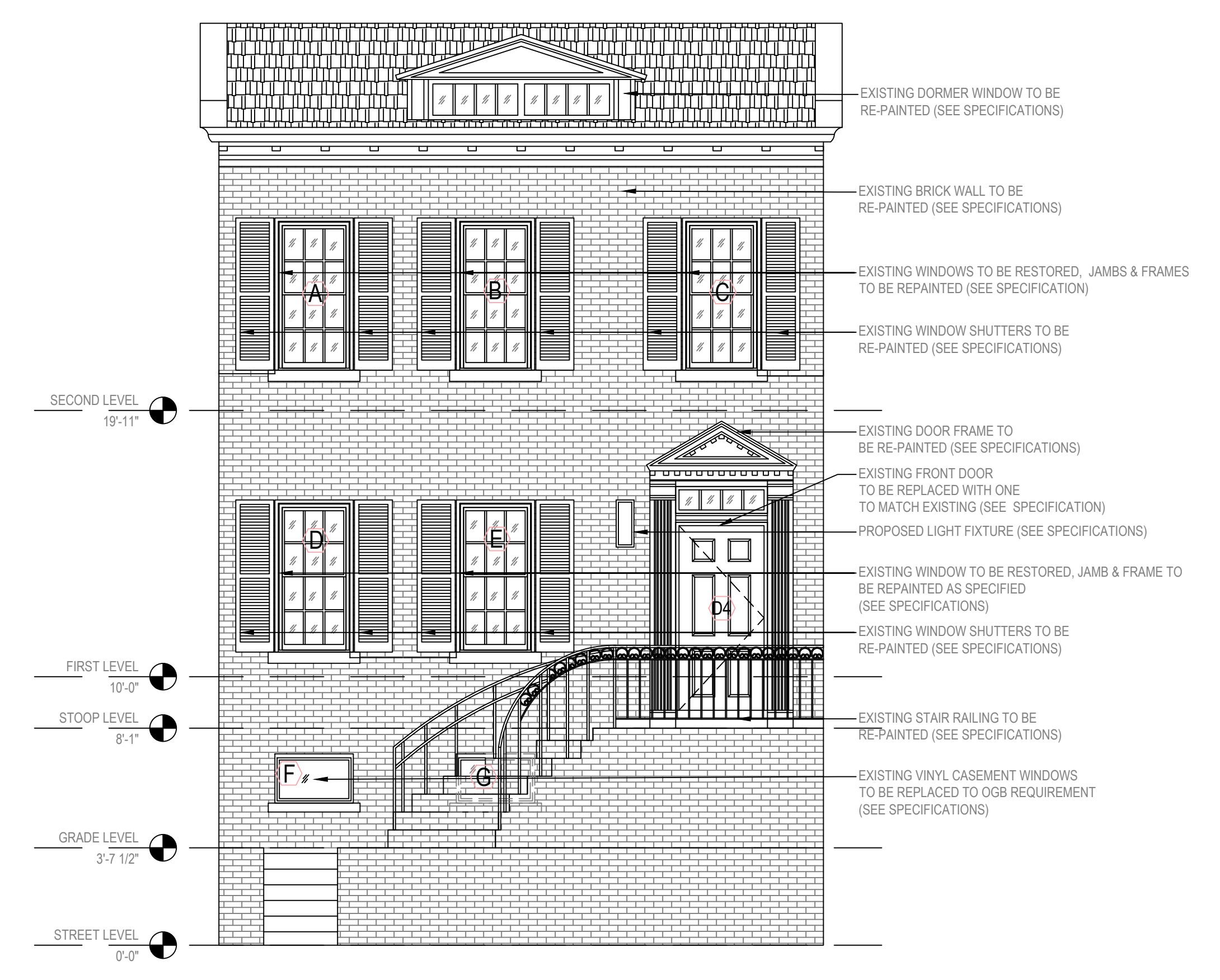
RESIDENTIAL ROW  
SINGLE FAMILY HOME

DATE: \_\_\_\_\_  
PROJECT NO. \_\_\_\_\_  
REVISION

1	_____
2	_____
3	_____
4	_____
5	_____
6	_____

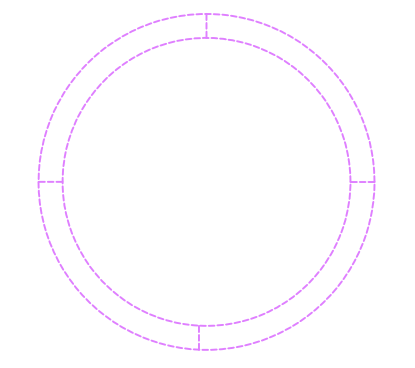


1 EXISTING NORTH ELEVATION  
SCALE: 1/4" = 1'-0"



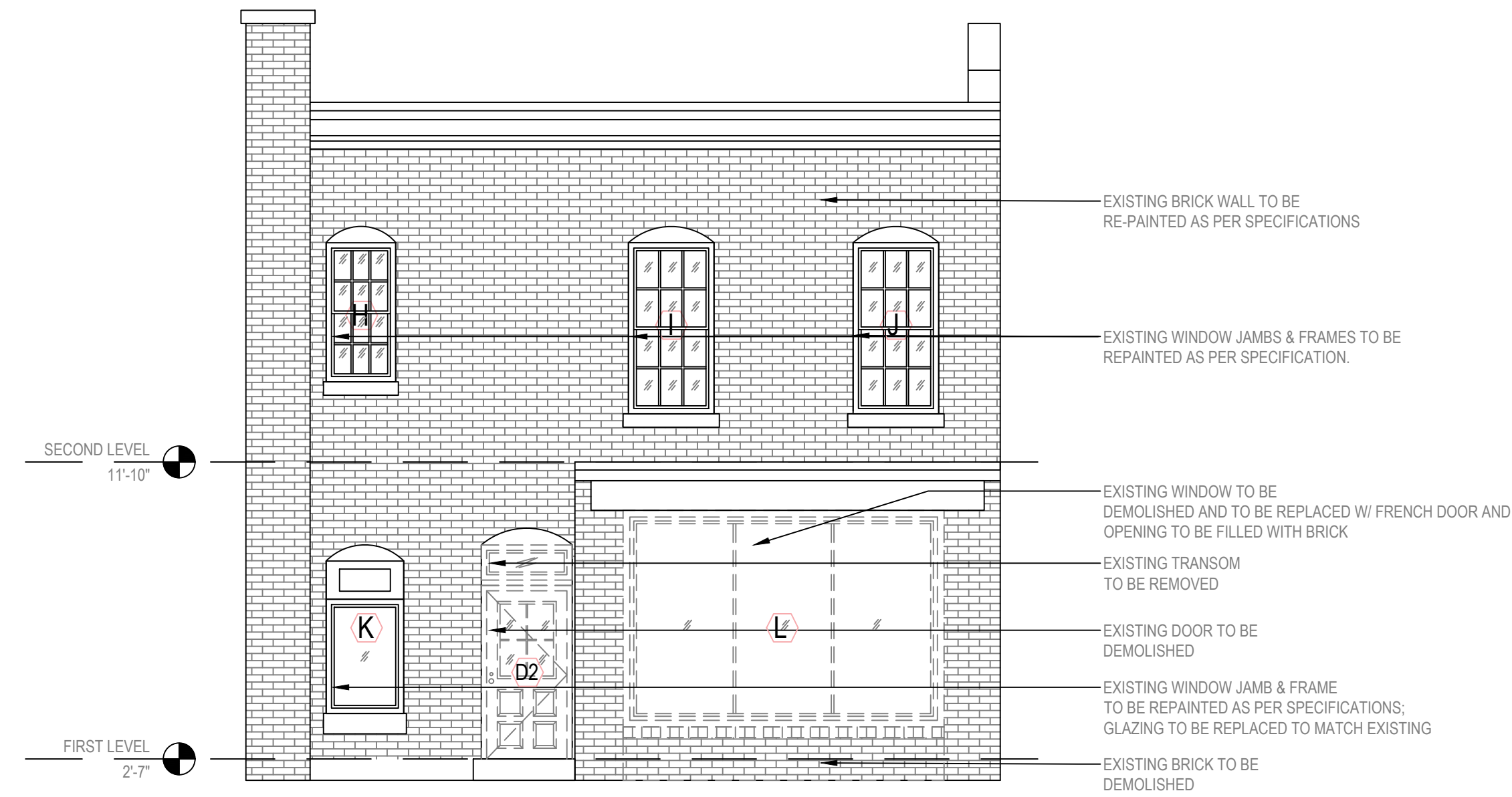
2 PROPOSED NORTH ELEVATION  
SCALE: 1/4" = 1'-0"

**3025 DENT PL., NW,  
WASHINGTON DC - 20001**

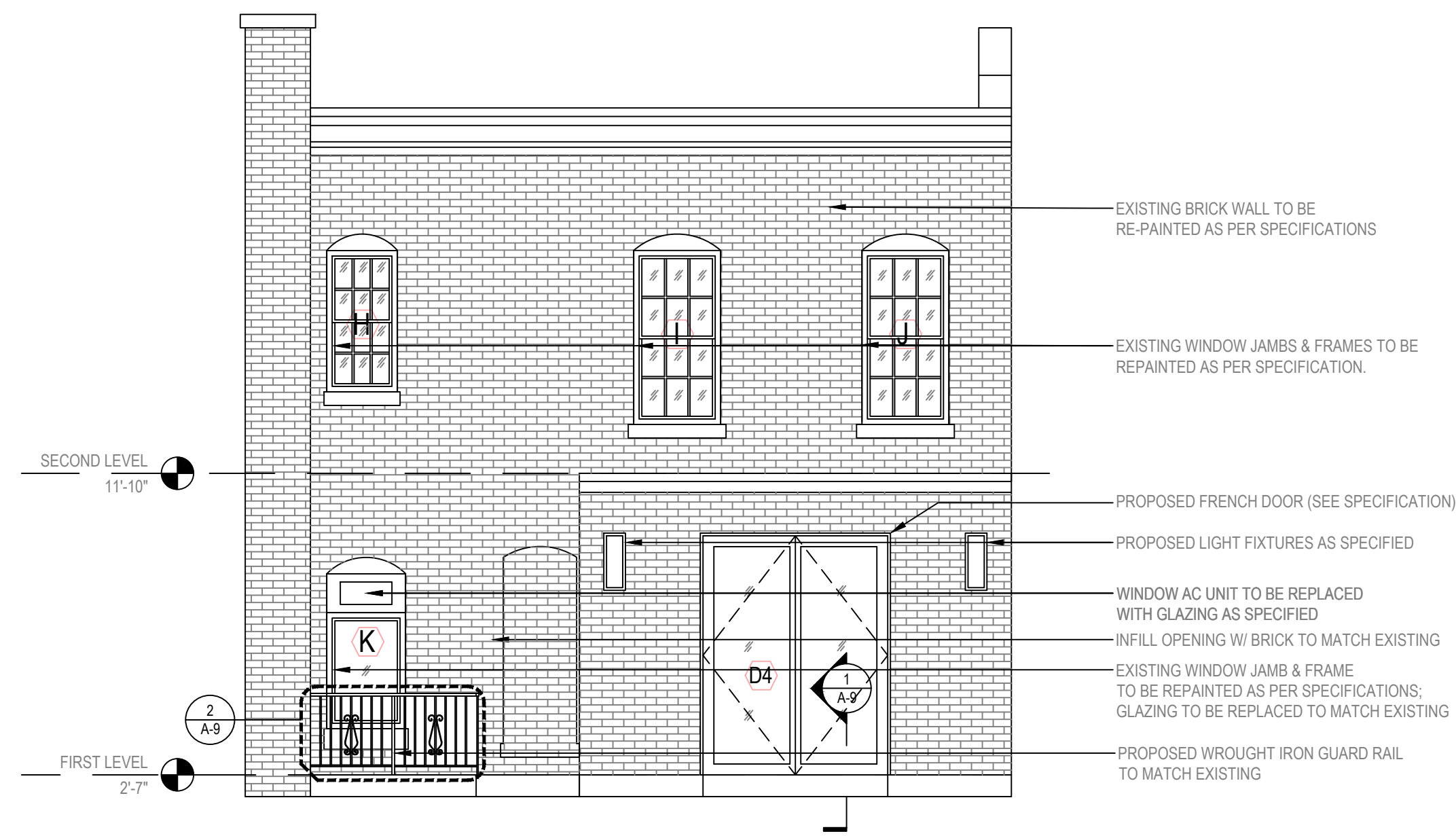


EXISTING & PROPOSED  
NORTH ELEVATION

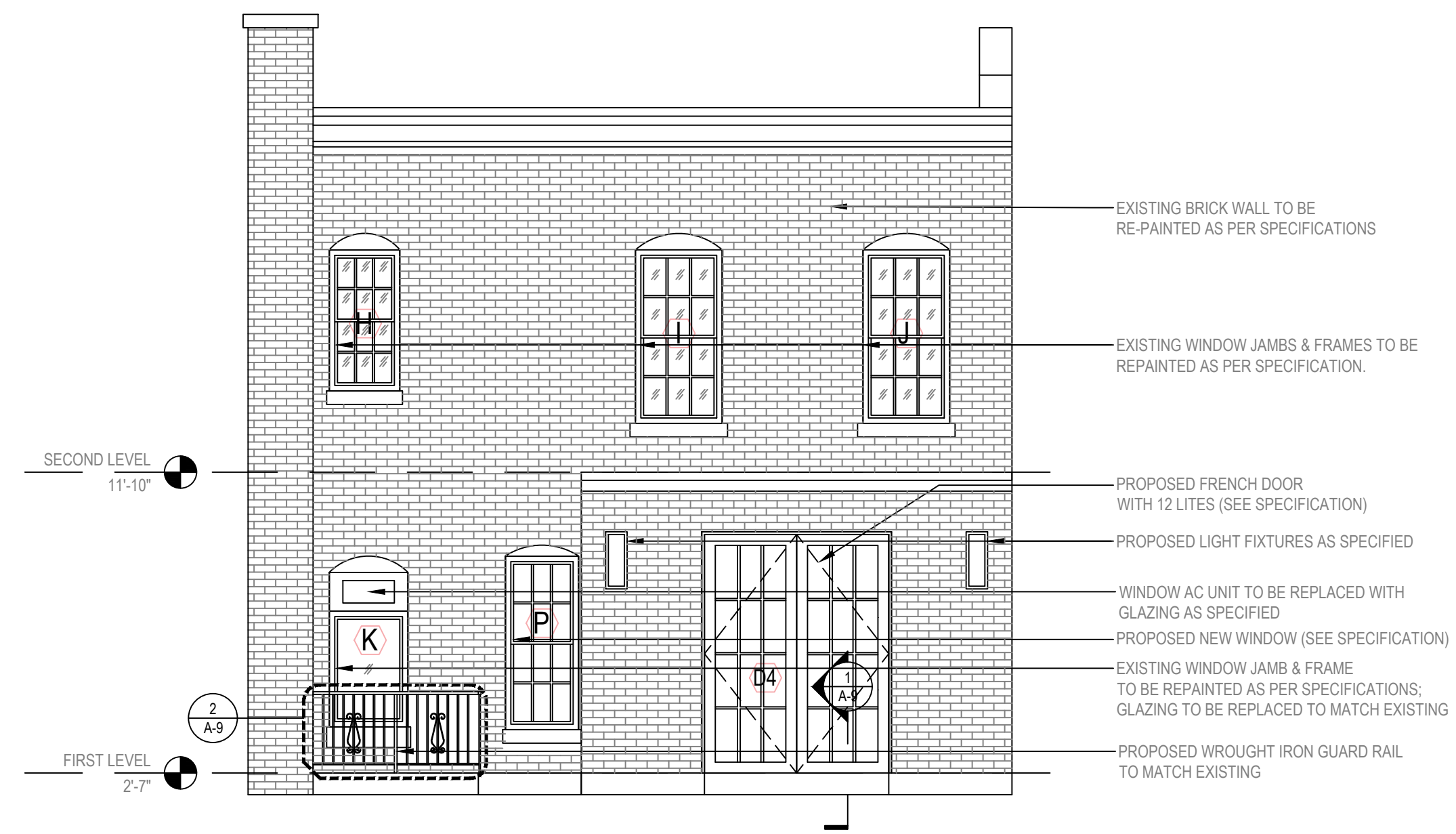
**A-5**  
SHEET #



1 EXISTING REAR ELEVATION(SOUTH)  
SCALE: 1/2" = 1'-0"



2 PROPOSED SOUTH ELEVATION - OPTION 1  
SCALE: 1/2" = 1'-0"



3 PROPOSED SOUTH ELEVATION - OPTION 2  
SCALE: 1/2" = 1'-0"

DCRA STAMP:



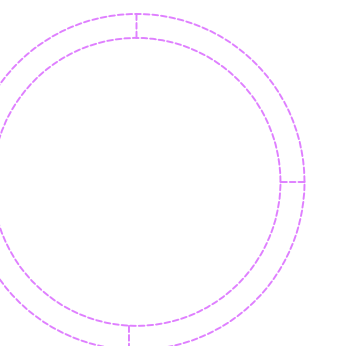
1600 RHODE ISLAND AVE NE  
WASHINGTON DC 20018  
TEL:(202)309-4514

RESIDENTIAL ROW  
SINGLE FAMILY HOME

DATE:  
PROJECT NO.  
REVISION

1	_____
2	_____
3	_____
4	_____
5	_____
6	_____

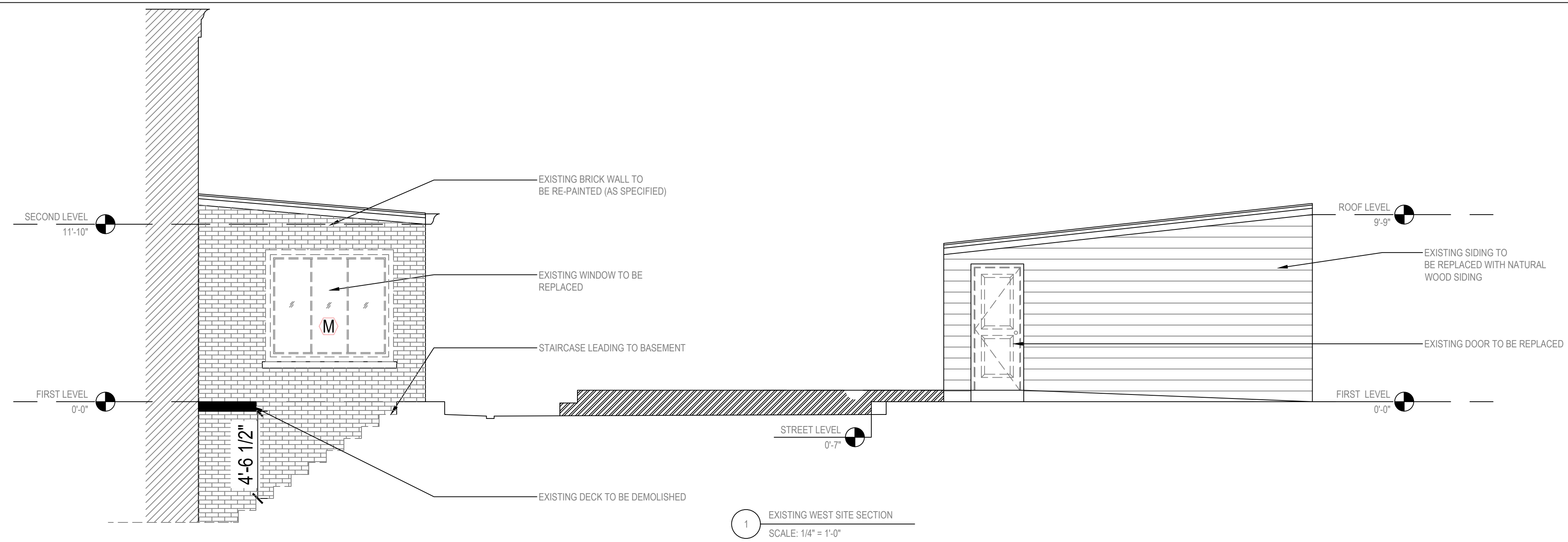
3025 DENT PL., NW,  
WASHINGTON DC - 20001



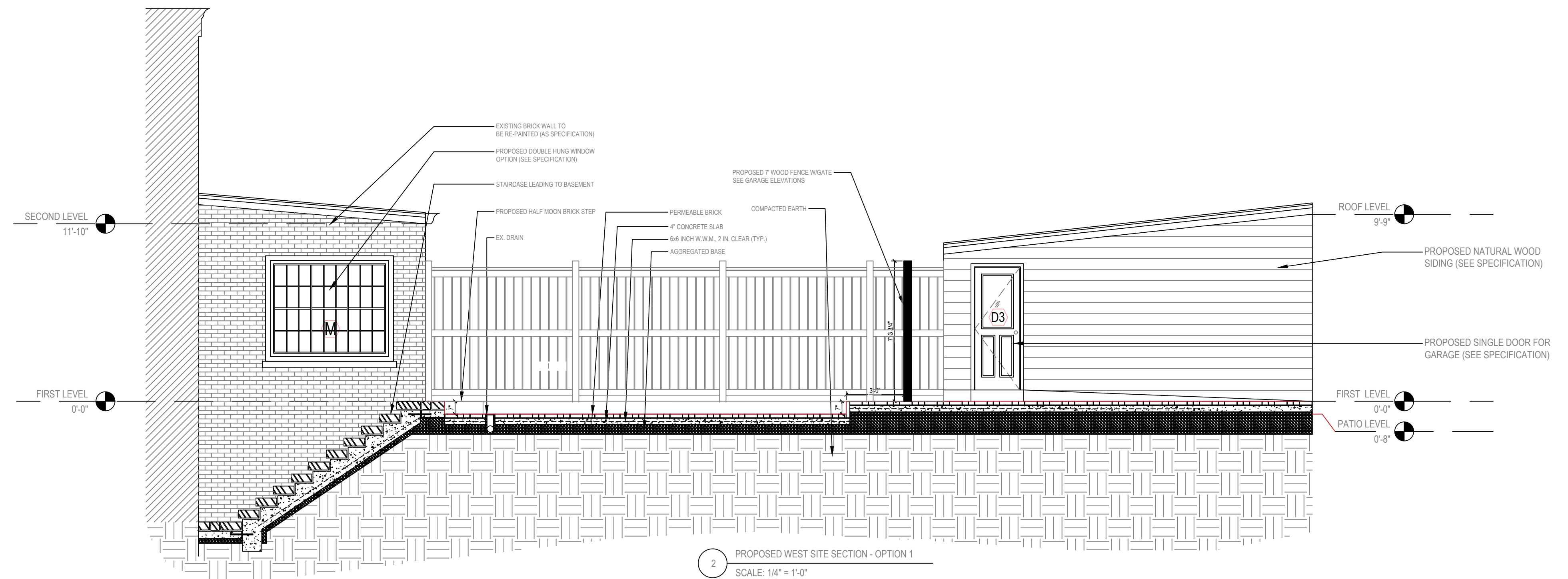
EXISTING & PROPOSED  
SOUTH ELEVATION

A-6

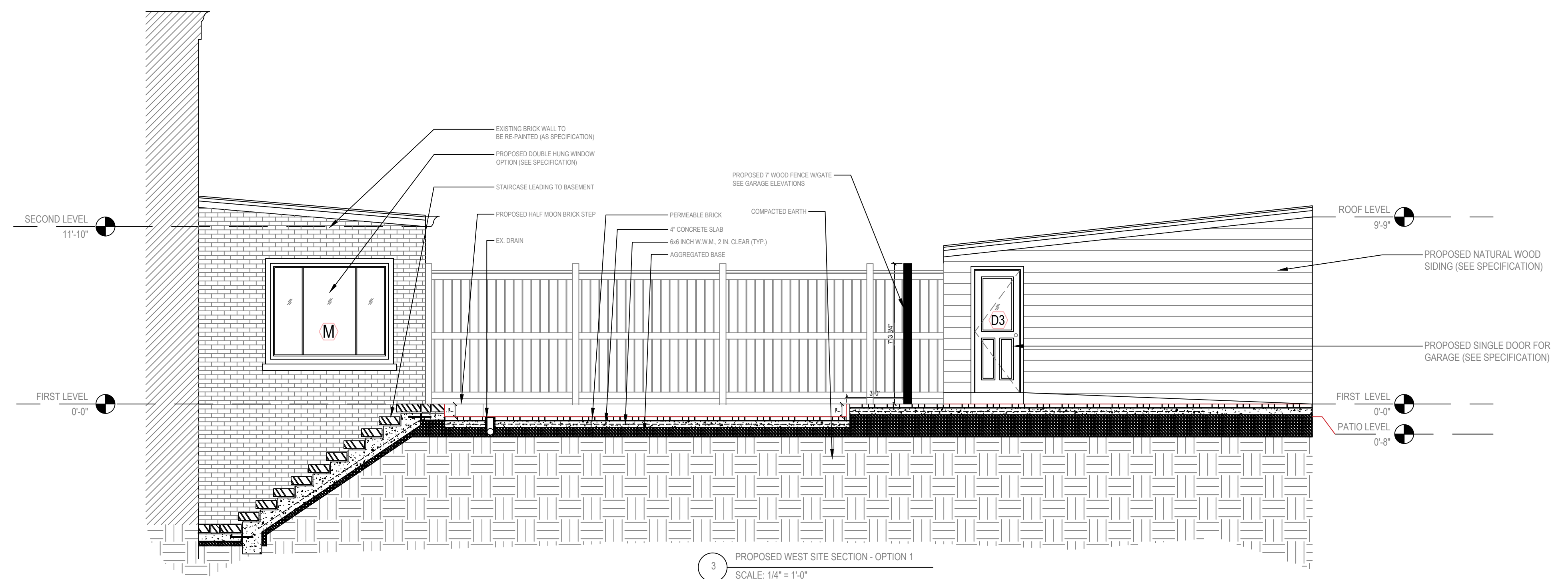
SHEET #



1 EXISTING WEST SITE SECTION  
SCALE: 1/4" = 1'-0"



2 PROPOSED WEST SITE SECTION - OPTION 1  
SCALE: 1/4" = 1'-0"



3 PROPOSED WEST SITE SECTION - OPTION 1  
SCALE: 1/4" = 1'-0"

DCRA STAMP:



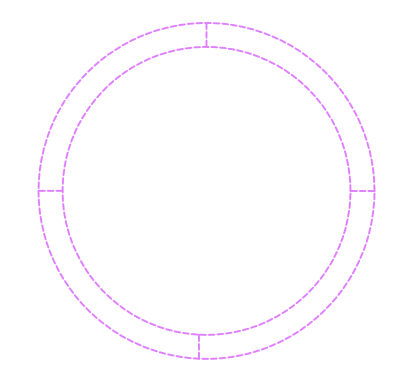
1600 RHODE ISLAND AVE NE  
WASHINGTON DC 20018  
TEL:(202)309-4514

RESIDENTIAL ROW  
SINGLE FAMILY HOME

DATE:  
PROJECT NO.  
REVISION

1	
2	
3	
4	
5	
6	

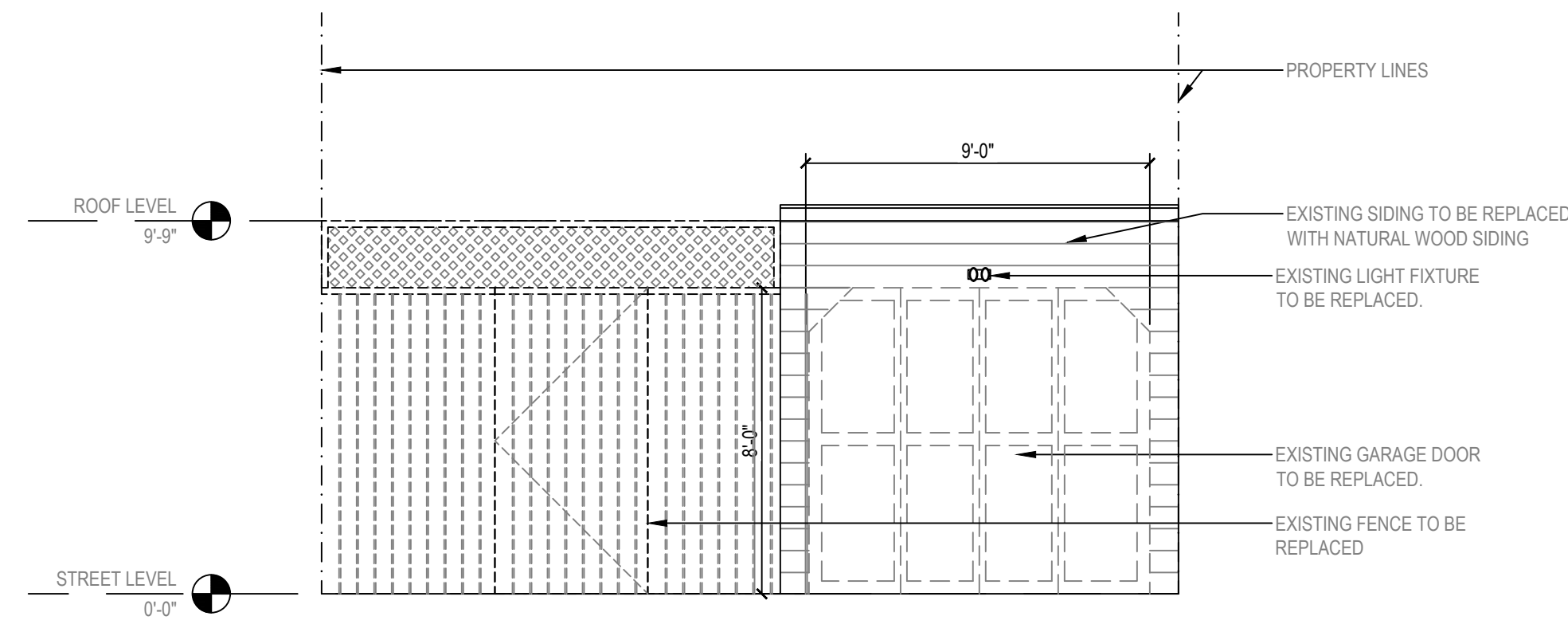
3025 DENT PL., NW,  
WASHINGTON DC - 20001



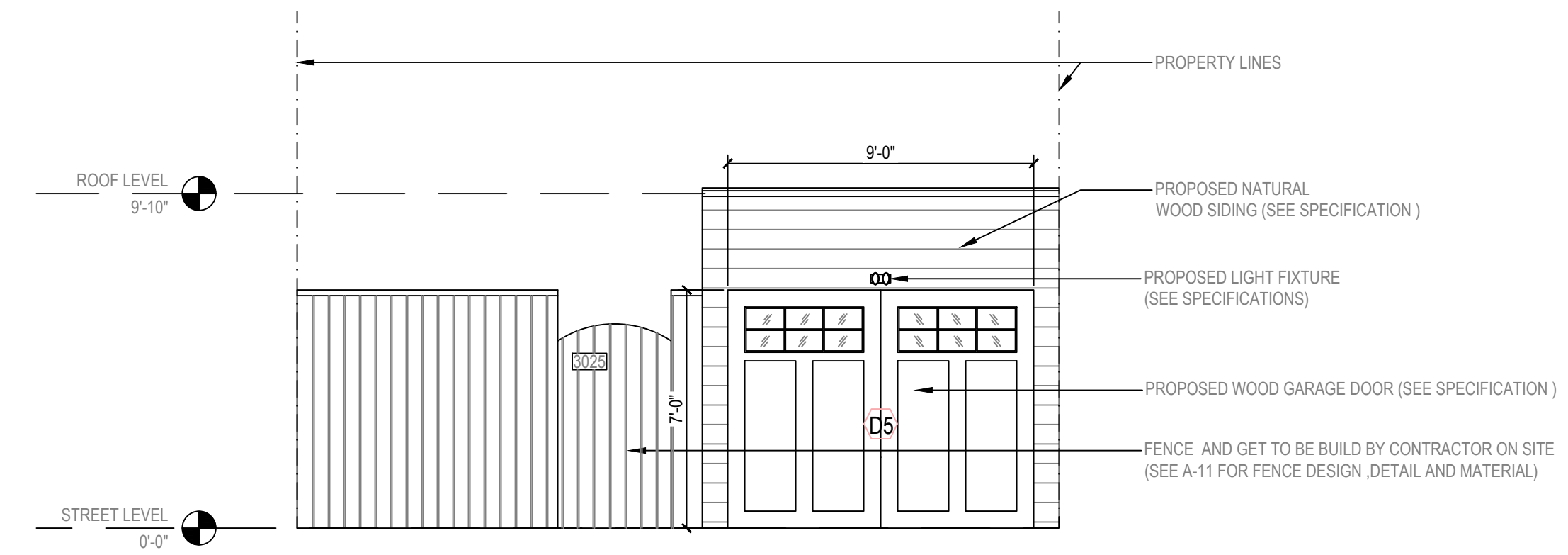
EXISTING & PROPOSED  
WEST SITE SECTION

**A-7**  
SHEET #

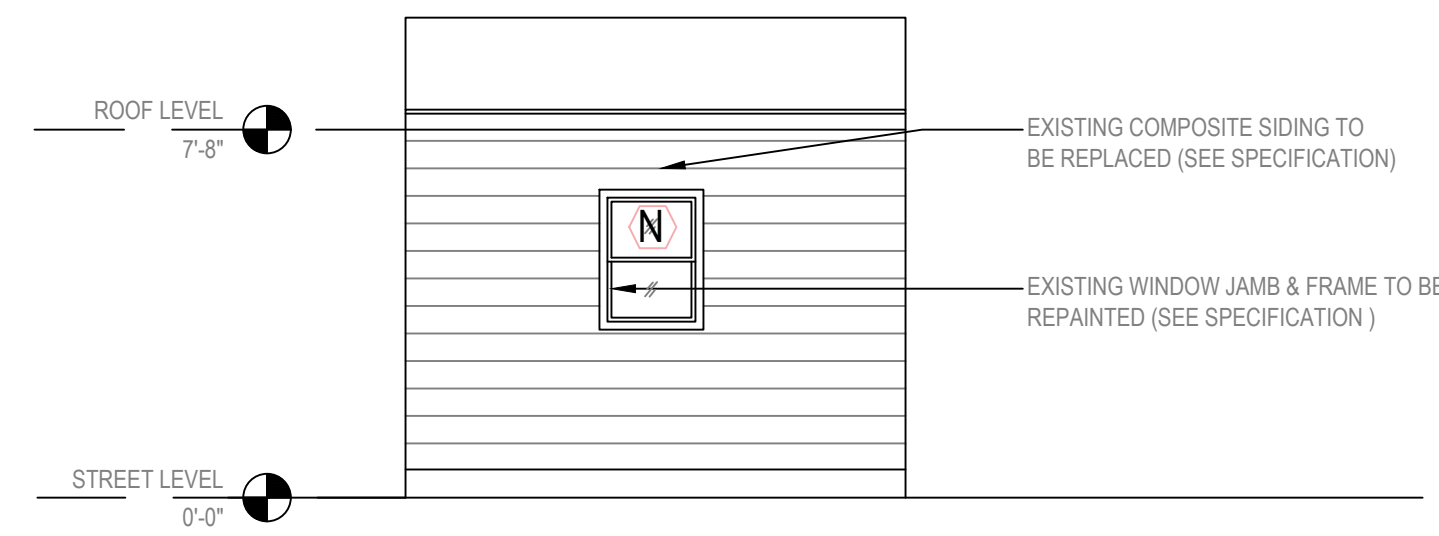




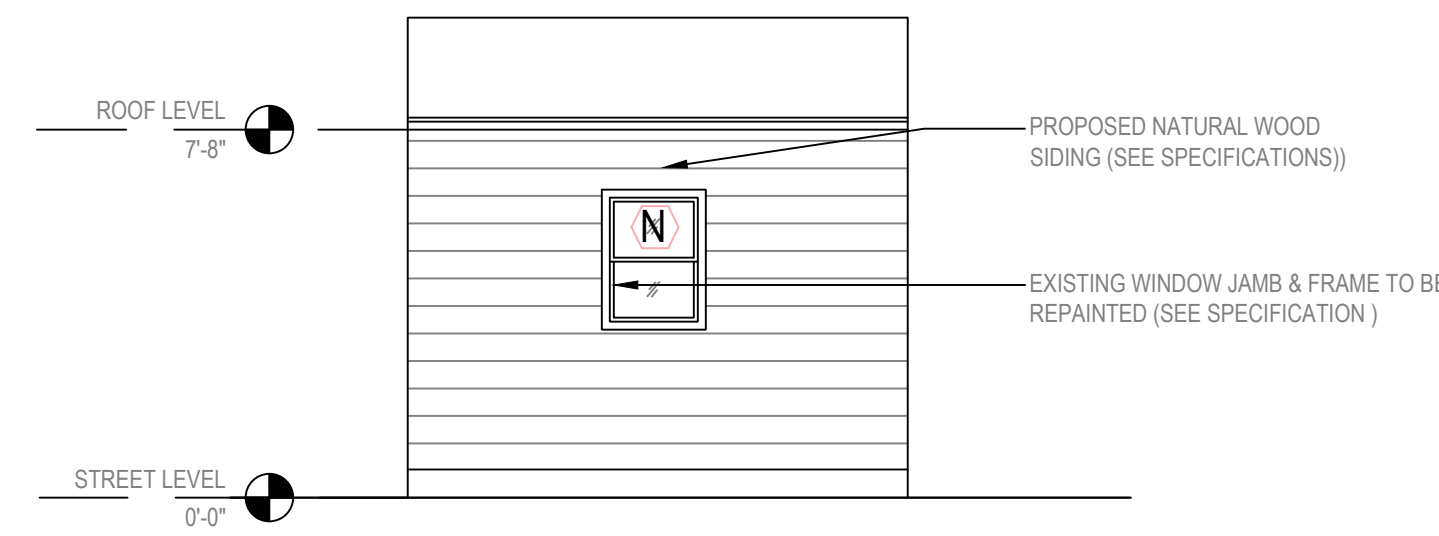
1 EXISTING SOUTH ELEVATION - GARAGE  
SCALE: 1/4" = 1'-0"



2 PROPOSED FRONT ELEVATION - GARAGE  
SCALE: 1/4" = 1'-0"



3 EXISTING SOUTH ELEVATION - GARAGE  
SCALE: 1/2" = 1'-0"



4 PROPOSED SOUTH ELEVATION - GARAGE  
SCALE: 1/2" = 1'-0"

DCRA STAMP:



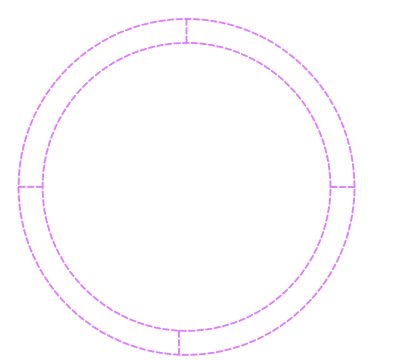
1600 RHODE ISLAND AVE NE  
WASHINGTON DC 20018  
TEL: (202) 309-4514

RESIDENTIAL ROW  
SINGLE FAMILY HOME

DATE: \_\_\_\_\_  
PROJECT NO. \_\_\_\_\_  
REVISION

1	_____
2	_____
3	_____
4	_____
5	_____
6	_____

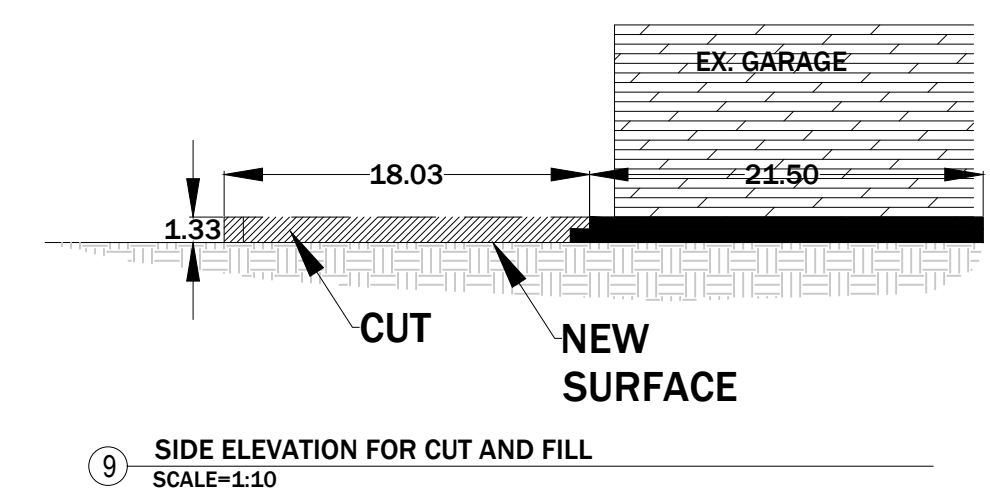
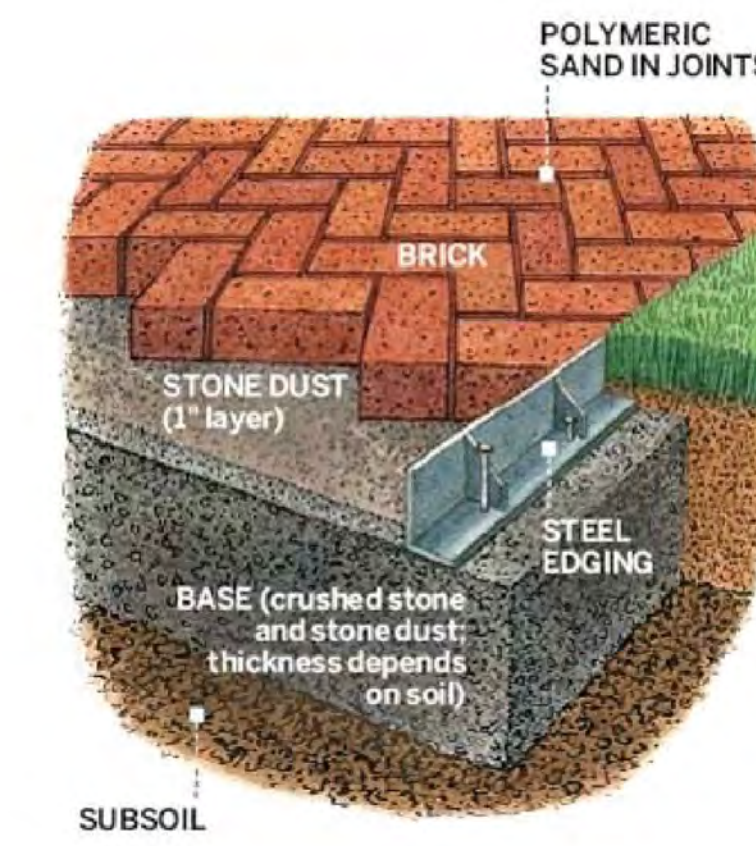
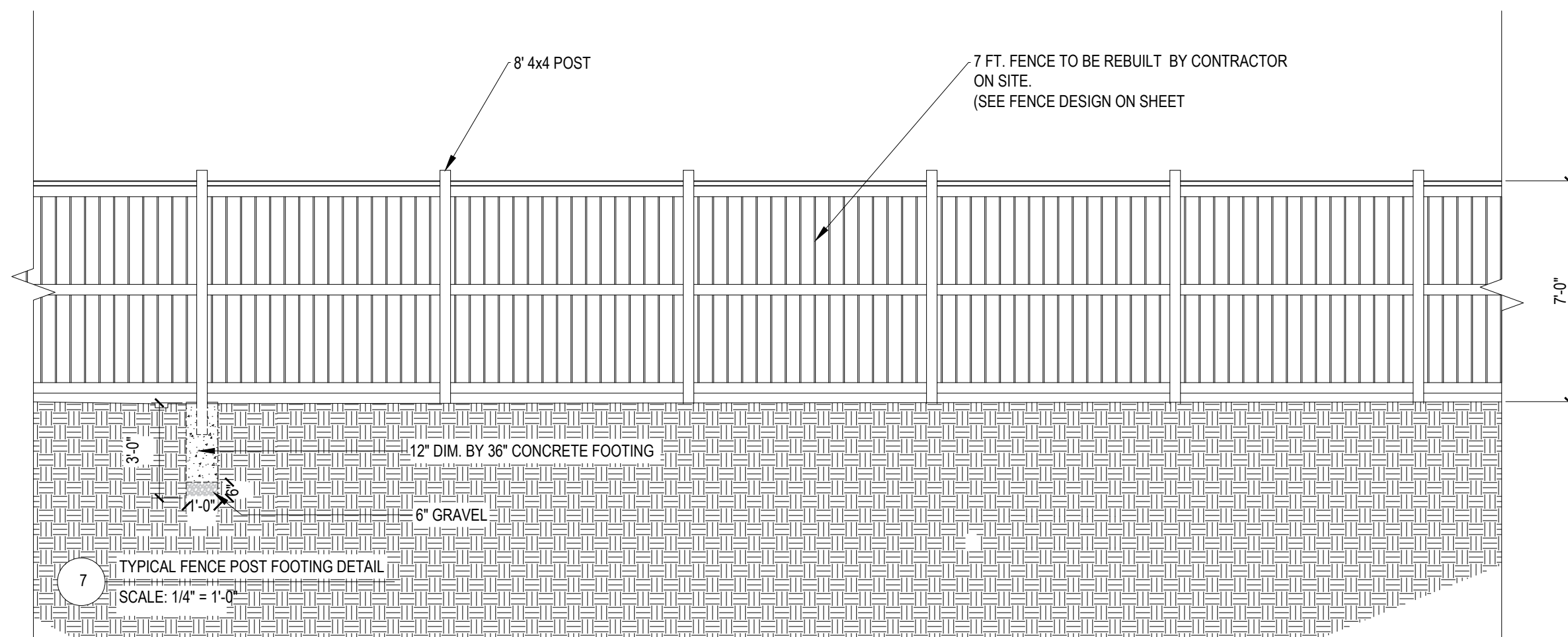
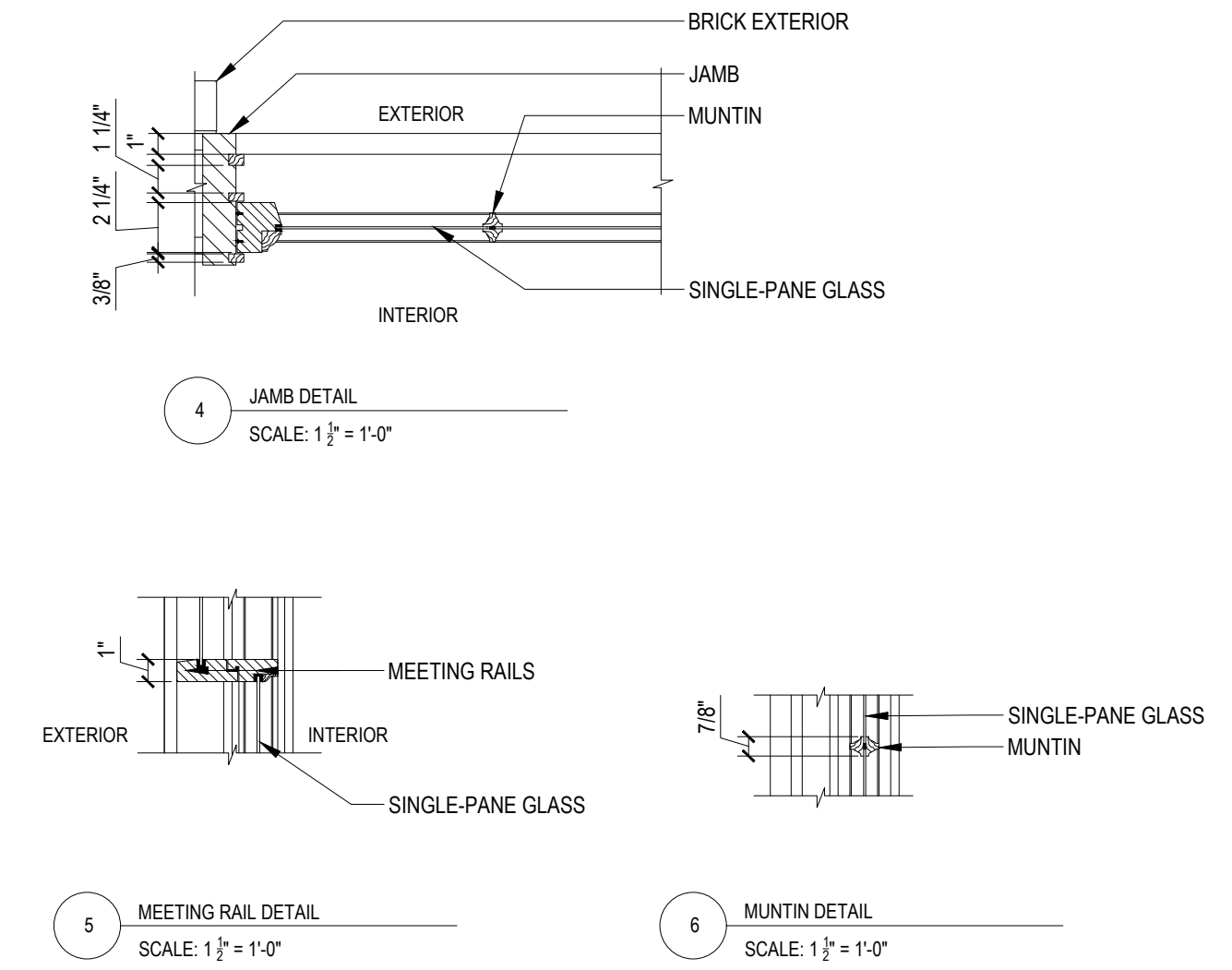
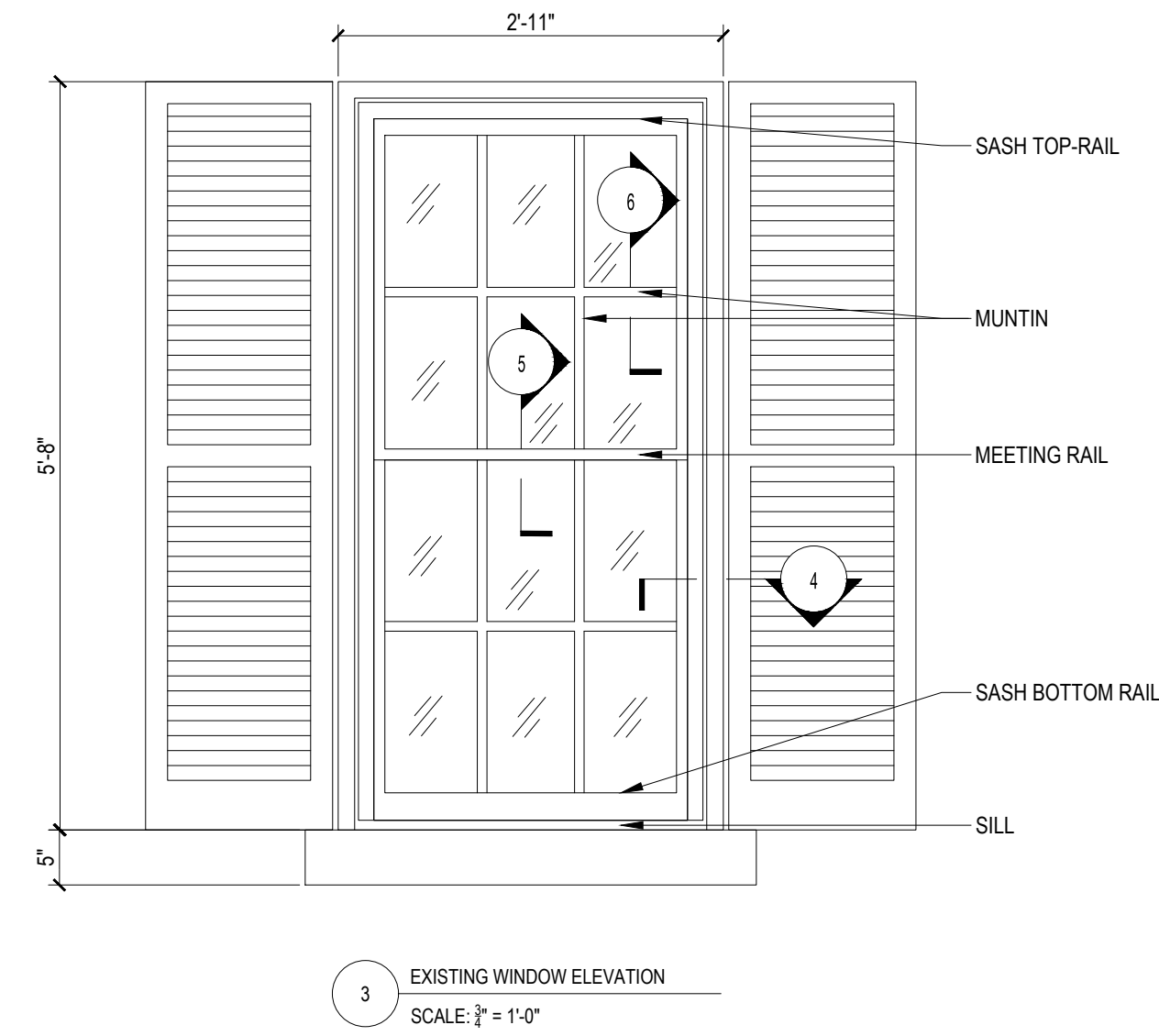
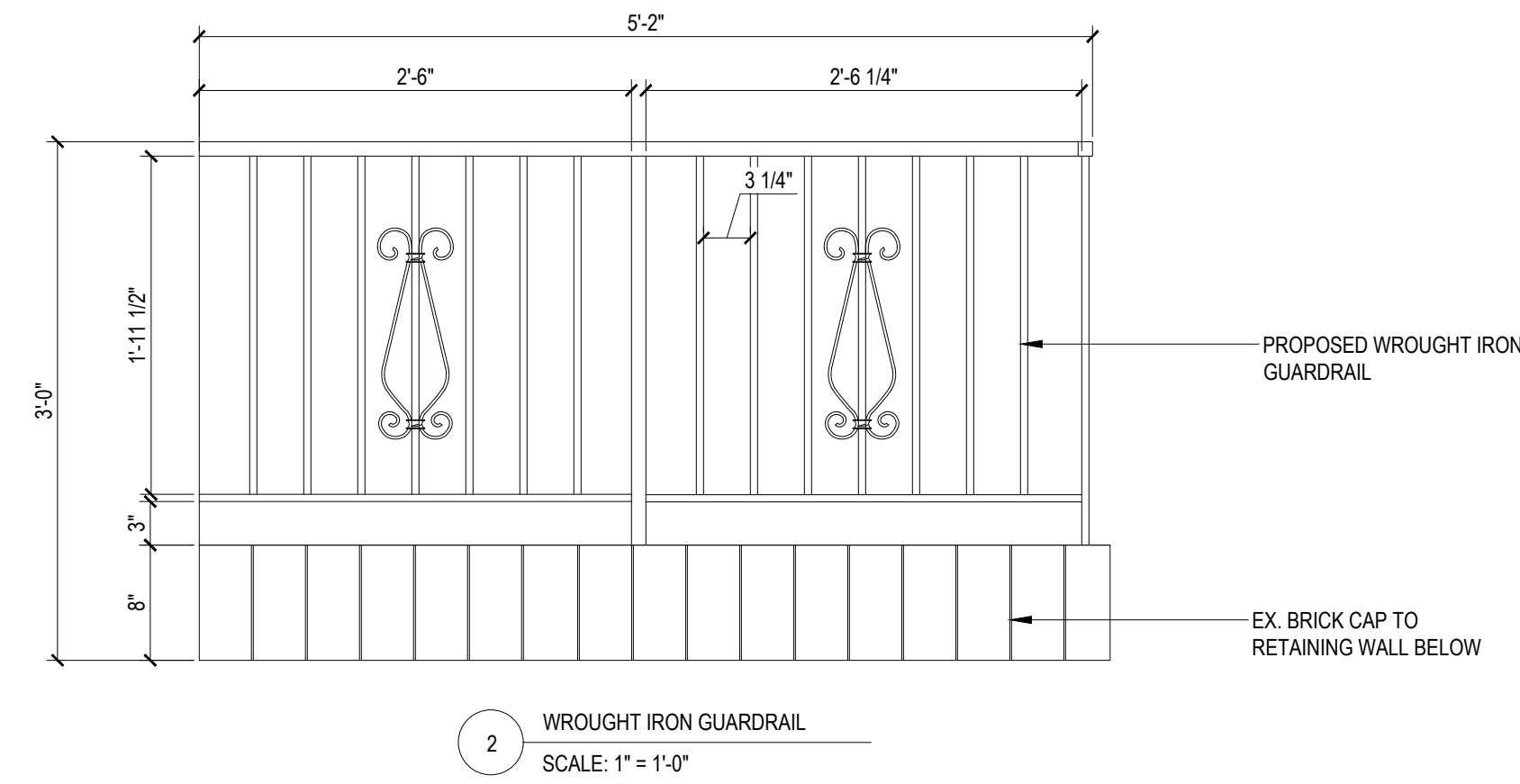
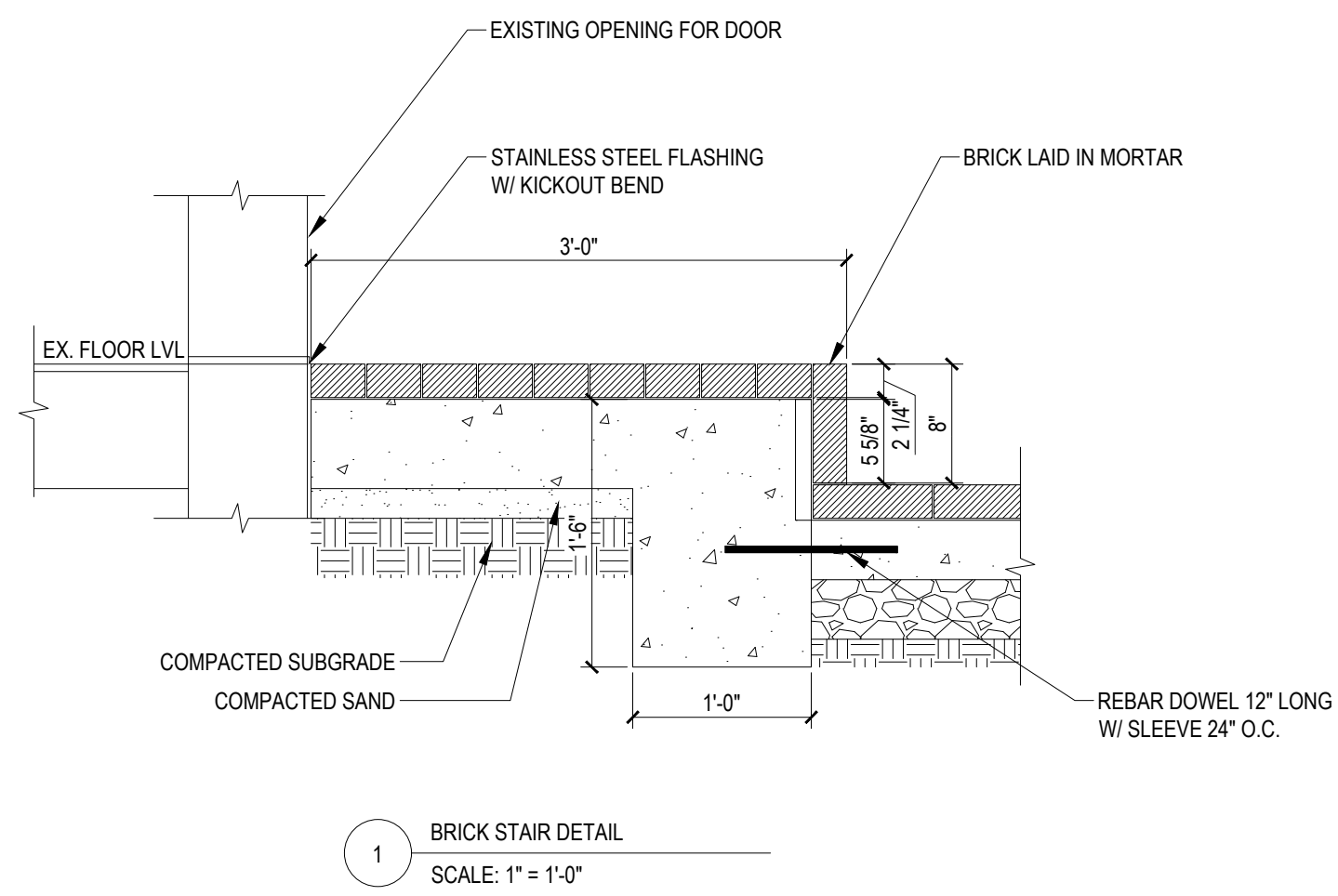
3025 DENT PL., NW,  
WASHINGTON DC - 20001



EXISTING & PROPOSED  
NORTH & SOUTH ELEVATIONS  
- GARAGE

**A-8**

SHEET #



**DOOR SCHEDULE:**

ELEVATION	DOOR	W	L	EX. MATERIAL	COMMENTS
NORTH (FRONT)	D1	3'-0"	6'-8"	WOOD	TO BE REPLACED TO MATCH EX.
SOUTH (REAR)	D2	2'-6"	6'-8"	WOOD	TO BE DEMOLISHED
	D4	6'-0"	6'-8"	WOOD	NEW FRENCH DOOR TO BE INSTALLED
WEST (SIDE)	D3	2'-6"	6'-8"	WOOD	TO BE REPLACED (SEE SPECS.)
SOUTH (GARAGE)	D5	9'-0"	7'-0"	WOOD	TO BE REPLACED (SEE SPECS.)

**WINDOW SCHEDULE:**

ELEVATION	WINDOW	W	L	EX. MATERIAL	COMMENTS
NORTH (FRONT)	A	2'-8"	5'-5"	WOOD	TO BE RESTORED
	B	2'-8"	5'-5"	WOOD	TO BE RESTORED
	C	2'-8"	5'-5"	WOOD	TO BE RESTORED
	D	2'-8"	5'-5"	WOOD	TO BE RESTORED
	E	2'-8"	5'-5"	WOOD	TO BE RESTORED
	F	2'-9"	1'-6"	VINYL	REPLACED BY WOOD WINDOW
	G	2'-9"	1'-6"	VINYL	REPLACED BY WOOD WINDOW
SOUTH (REAR)	H	2'-0"	4'-0"	WOOD	TO BE RESTORED
	I	2'-4"	5'-0"	WOOD	TO BE RESTORED
	J	2'-4"	5'-0"	WOOD	TO BE RESTORED
	K	2'-1"	3'-2"	WOOD	TO BE RESTORED
	L	2'-2"	2'-9"	VINYL	TO BE REPLACED W/ FRENCH DOOR (SEE DOOR SCHEDULE)
P	2'-10"	5'-6"	WOOD	TO REPLACE EX. DOOR D2	
SIDE (EAST)	M	6'-8"	5'-2"	WOOD	TO BE REPLACED (SEE ELEVATION OPTIONS & SPECS.)
GARAGE (NORTH)	N	2'-0"	2'-9"	WOOD	TO BE RETAINED

DCRA STAMP:



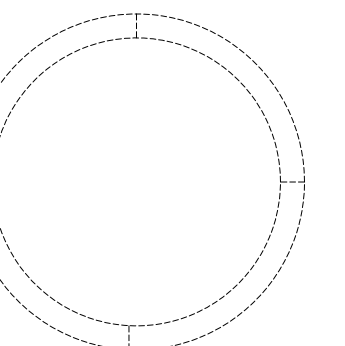
1600 RHODE ISLAND AVE NE  
WASHINGTON DC 20018  
TEL:(202)309-4514

RESIDENTIAL ROW  
SINGLE FAMILY HOME

DATE:  
PROJECT NO.  
REVISION

- 1 \_\_\_\_\_
- 2 \_\_\_\_\_
- 3 \_\_\_\_\_
- 4 \_\_\_\_\_
- 5 \_\_\_\_\_
- 6 \_\_\_\_\_

3025 DENT PL., NW,  
WASHINGTON DC - 20001



CONSTRUCTION DETAILS  
& DOOR & WINDOW  
SCHEDULES

**A-9**

SHEET #

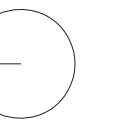


DCRA STAMP:



**DILAN HOMES**  
A DILAN INVESTMENTS COMPANY

1600 RHODE ISLAND AVE NE  
WASHINGTON DC 20018  
TEL:(202)309-4514



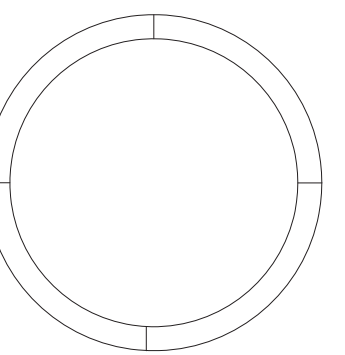
PROJECT

RESIDENTIAL ROW  
SINGLE FAMILY

DATE:  
PROJECT NO.  
REVISION

- 1 \_\_\_\_\_
- 2 \_\_\_\_\_
- 3 \_\_\_\_\_
- 4 \_\_\_\_\_
- 5 \_\_\_\_\_
- 6 \_\_\_\_\_

**3025 DENT PL NW**  
**WASHINGTON, DC 20007**



**WINDOW DETAIL  
PHOTOS**

**A-12**

DRAWN BY:

DATE:  
09/14/2020



**BASEMENT WINDOWS**



**MAIN LEVEL REAR RIGHT WINDOW**



**REAR UPPER RIGHT WINDOWS**



**REAR UPPER MIDDLE WINOWS**

**REAR UPPER LEFT WINDOWS**



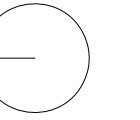
**UPPER LEFT FRONT WINOWS**

**UPPER MIDDLE FRONT WINOWS**

DCRA STAMP:



1600 RHODE ISLAND AVE NE  
WASHINGTON DC 20018  
TEL:(202)309-4514



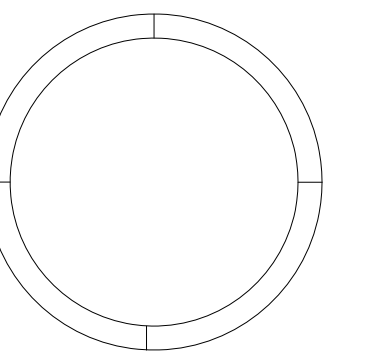
PROJECT

RESIDENTIAL ROW  
SINGLE FAMILY

DATE:  
PROJECT NO.  
REVISION

- 1 \_\_\_\_\_
- 2 \_\_\_\_\_
- 3 \_\_\_\_\_
- 4 \_\_\_\_\_
- 5 \_\_\_\_\_
- 6 \_\_\_\_\_

**3025 DENT PL NW  
WASHINGTON, DC 20007**



PROJECT SITE PHOTOS

**A-13**

DRAWN BY:

DATE:  
08/19/2020



**UPPER RIGHT FRONT WINDOWS**



**FRONT LEFT WINDOWS**

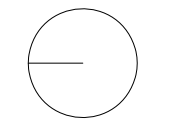


**MAIN LEVEL RIGHT FRONT WINDOW**

DCRA STAMP:



1600 RHODE ISLAND AVE NE  
WASHINGTON DC 20018  
TEL:(202)309-4514



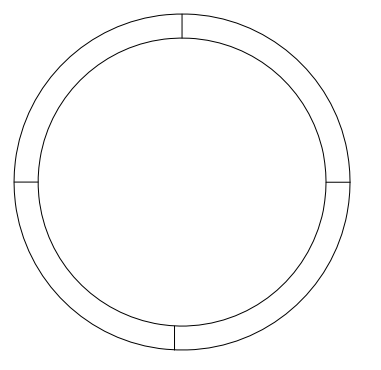
**PROJECT**

RESIDENTIAL ROW  
SINGLE FAMILY

**DATE:**

PROJECT NO.	REVISION
1	_____
2	_____
3	_____
4	_____
5	_____
6	_____

**3025 DENT PL NW  
WASHINGTON, DC 20007**



**PROJECT SITE PHOTOS**

**A-14**

**DRAWN BY:**

**DATE:**

08/19/2020



DCRA STAMP:



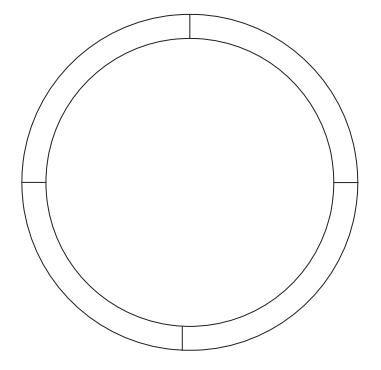
1600 RHODE ISLAND AVE NE  
WASHINGTON DC 20018  
TEL:(202)309-4514

PROJECT  
RESIDENTIAL ROW  
SINGLE FAMILY

DATE: \_\_\_\_\_  
PROJECT NO. \_\_\_\_\_  
REVISION \_\_\_\_\_

1	_____
2	_____
3	_____
4	_____
5	_____
6	_____

3025 DENT PL NW  
WASHINGTON, DC 20007



SITE PHOTOS


A-15

DRAWN BY: \_\_\_\_\_  
DATE:  
08/21/2020





Catalog Version 95



Frame Width = 33"  
 Frame Height = 27 1/2"  
 Sash Split =

Line Number	Item Summary	Was Price	Now Price	Quantity	Total Savings	Total Price
1000-1	33-in x 27.5-in Wood W-5500 Double Slider	\$649.94	\$649.94	1	\$0.00	\$649.94
<b>Unit 1000 Total:</b>		<b>\$649.94</b>	<b>\$649.94</b>		<b>\$0.00</b>	<b>\$649.94</b>

**Begin Line 1000 Description**

---- Line 1000-1 ----

Wood W-5500,  
 Double Slider,  
 ,  
 33 x 27.5  
 Assembly = Full Unit,  
 Exterior Trim Type = No Exterior Trim,  
 Exterior Trim Options = No,  
 Regional Compliance = US National-  
 WDMA/ASTM,  
 Unit Handing = Left Hand Unit,  
 Configuration = 2 Panel  
 Order By = Frame Size,  
 Frame Width = Custom Size,  
 Custom Frame Width = 33,  
 Frame Height = Custom Size,  
 Custom Frame Height = 27.5  
 Species = Auralast Pine,  
 Interior Finish Type = Painted,  
 Finish - Interior = Paint Black,  
 Finish - Exterior = Primed,  
 Sash to Match Exterior Finish = Yes,

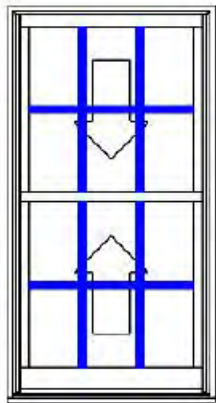
Finish - Sash (Exterior) = Primed  
 Jamb Width = 4 9/16"  
 Rating = PG 30,  
 Sill Nosing = No Sill Nosing,  
 Prep for Stool = No  
 Hardware Finish - Interior = Gloss Black,  
 Number of Locks = 1,  
 Combo = No Combo,  
 Screen Options = No Screen  
 Energy Efficiency = Energy Star,  
 Energy Star Zone = Energy Star - North-Central,  
 STC / OITC Rating = Standard,  
 Glazing = Insulated,  
 Glass Color = Low-E EC,  
 Glass Type = Tempered (meets CA Urban Fire  
 Code),  
 Neat Glass = No,  
 Glass Thickness = Standard Default Thickness,  
 CA Urban Fire Code Label = No Label,  
 Protective Film = Protective Film,

Spacer Color = Black Spacer,  
 Glass Options = Argon,  
 Glazing Stop Style = Standard  
 Grid Type = No Grids  
 Certification = None  
 Window Egress = Does Not Meet Egress  
 U-Factor = 0.26,  
 Solar Heat Gain Coefficient = 0.27,  
 Visible Light Transmittance = 0.51,  
 Condensation Resistance = 48,  
 CPD# = JEL-N-337-01213-00001  
 Room Location = ,  
 Is This a Remake = No,  
 Specific Information =  
 Manufacturer = JELD-WEN, Rantoul(IL),  
 Contact Number = 1-800-246-9131 Option 2,  
 Catalog Version Date = 02/03/2020,  
 Catalog Version = 20.1.12.0  
 None

**End Line 1000 Description**

Line 7

RO Size : 28 3/4 X 54 1/4



Viewed from Exterior. Standard

Frame Size : 28 X 53 1/2

(Outside Casing Size: 28 X 53 1/2)

Custom Clad Double Hung, Auralast Pine,

Brilliant White Exterior-AAMA 2605 Finish,

Interior-PrePaint/Black/M64BL0507,

Nail Fin (Standard), No Sill Nosing, Standard DripCap,

4 9/16 Jamb,

Standard Double Hung, Window Opening Control Device (4" open) ASTM

Compl Beige Jambliner, Concealed Interior Jamb Liner

Gloss Black Hardware, Deluxe Cam Lock(s) w/Concealed Tilt Latch No

Finger Lifts,

Single Glazed Obscure Tempered Glass, No Protective Film, Traditional Glz

Bd, CA Urban Fire Code Label,

7/8" Full Surround - Wood Grille Trad'l. Bead Int BAR, Colonial All Lite(s) 3

Wide 2 High Top, 3 Wide 2 High Btm,

UltraVue Mesh Black Screen, Half Screen,

Product Warranty Covers Accidental Glass Breakage, Clear Opening:24.7w,

21.9h, 3.7 sf

U-Factor: 0.87, SHGC: 0.65, VLT: 0.67, Energy Rating: -32.00, CPD: JEL-

N-675-12819-00001

PEV 2020.3.1.3095/PDV 6.377 (08/13/20)PW

\$1,196.54

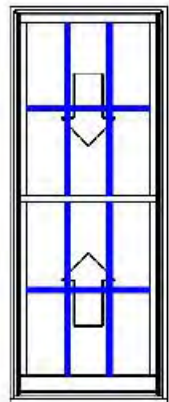
1

\$1,196.54



Line 8

RO Size : 27 3/4 X 69 1/4



Viewed from Exterior. Standard

Frame Size : 27 X 68 1/2

(Outside Casing Size: 27 X 68 1/2)

Custom Clad Double Hung, Auralast Pine,

Brilliant White Exterior-AAMA 2605 Finish,

Interior-PrePaint/Black/M64BL0507,

Nail Fin (Standard), No Sill Nosing, Standard DripCap,

4 9/16 Jamb,

Standard Double Hung, Window Opening Control Device (4" open) ASTM

Compl Beige Jambliner, Concealed Interior Jamb Liner

Gloss Black Hardware, Deluxe Cam Lock(s) w/Concealed Tilt Latch No

Finger Lifts,

Single Glazed Clear Tempered Glass, No Protective Film, Traditional Glz Bd,

CA Urban Fire Code Label,

7/8" Full Surround - Wood Grille Trad'l. Bead Int BAR, Colonial All Lite(s) 3

Wide 2 High Top, 3 Wide 2 High Btm,

UltraVue Mesh Black Screen, Half Screen,

Product Warranty Covers Accidental Glass Breakage, Clear Opening:23.7w,

29.4h, 4.8 sf

U-Factor: 0.87, SHGC: 0.65, VLT: 0.67, Energy Rating: -32.00, CPD: JEL-

N-675-12819-00001

PEV 2020.3.1.3095/PDV 6.377 (08/13/20)PW

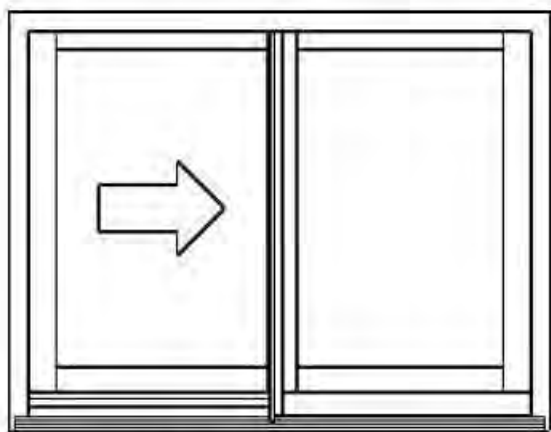
\$1,254.09

1

\$1,254.09

Line 6

RO Size : 36 1/4 X 28 1/4



Viewed from Exterior. Standard

Frame Size : 35 1/2 X 27 1/2

(Outside Casing Size: 35 1/2 X 27 1/2)

Custom Clad Sliding Window, Auralast Pine,

Brilliant White Exterior-AAMA 2605 Finish,

Interior-PrePaint/Black/M64BL0507,

Nail Fin (Standard), No Sill Nosing, Standard DripCap,

4 9/16 Jamb, 4/4 Thick,

Left Hand ,

Gloss Black Hardware, Cam Lock(s), With Finger Lifts,

Single Glazed Clear Tempered Glass, No Protective Film, Traditional Glz Bd,

CA Urban Fire Code Label,

UltraVue Mesh Black Screen,

Product Warranty Covers Accidental Glass Breakage,

U-Factor: 0.89, SHGC: 0.65, VLT: 0.67, Energy Rating: -35.00, CPD: JEL-

N-175-01780-00001

PEV 2020.3.1.3095/PDV 6.377 (08/13/20)PW

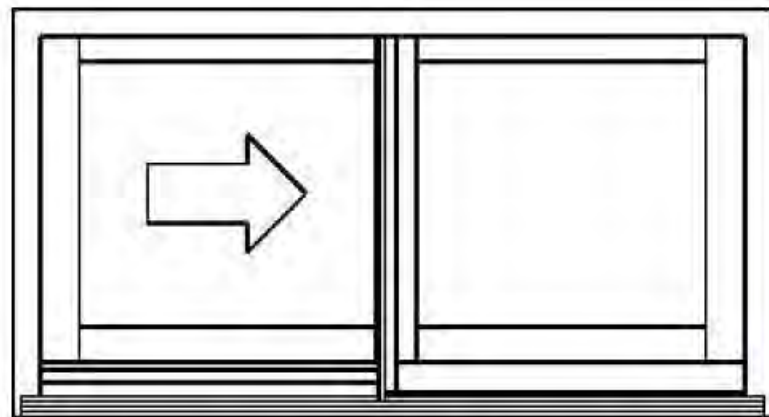
\$803.74

1

\$803.74

Line 9

RO Size : 36 1/4 X 19 3/4



Viewed from Exterior. Standard

Frame Size : 35 1/2 X 19

(Outside Casing Size: 35 1/2 X 19)

Custom Clad Sliding Window, Auralast Pine,

Brilliant White Exterior-AAMA 2605 Finish,

Interior-PrePaint/Black/M64BL0507,

Nail Fin (Standard), No Sill Nosing, Standard DripCap,

4 9/16 Jamb, 4/4 Thick,

Left Hand ,

Gloss Black Hardware, Cam Lock(s), With Finger Lifts,

Single Glazed Clear Tempered Glass, No Protective Film, Traditional Glz Bd,

CA Urban Fire Code Label,

UltraVue Mesh Black Screen,

Product Warranty Covers Accidental Glass Breakage,

U-Factor: 0.89, SHGC: 0.65, VLT: 0.67, Energy Rating: -35.00, CPD: JEL-

N-175-01780-00001

PEV 2020.3.1.3095/PDV 6.377 (08/13/20)PW

\$671.40

2

\$1,342.80



# The Home Depot Special Order Quote

Customer Agreement #: H2509-309709

Printed Date: 9/16/2020

Customer: LEZGIN MEHMETOGLU

Address: 721 ELLSWORTH AVE  
SILVER SPRING, MD  
20910

Phone 1: 703-424-4791

Phone 2: 703-345-8628

Email: LM@DILANINVESTMENTS.  
COM

Store: 2509

Associate: HAROLD

Address: 7111 WESTLAKE TERRACE  
BETHESDA, MD 20817

Phone: 301-634-3726

Pre-Savings Total: \$282.24

Total Savings: (\$0.00)

Pre-Tax Price: \$282.24

All prices are subject to change. Customer is responsible for verifying product selections. The Home Depot will not accept returns for the below products.



Catalog Version 95



Frame Width = 19"  
Frame Height =  
12"

Line Number	Item Summary	Was Price	Now Price	Quantity	Total Savings	Total Price
100-1	19-in x 12-in Wood W-5500 Casement	\$282.24	\$282.24	1	\$0.00	\$282.24
Unit 100 Total:		\$282.24	\$282.24		\$0.00	\$282.24

## Begin Line 100 Description

---- Line 100-1 ----

Wood W-5500,  
Casement,  
,  
19 x 12  
Assembly = Full Unit,  
Exterior Trim Type = No Exterior Trim,  
Exterior Trim Options = No,  
Regional Compliance = US National-  
WDMA/ASTM,  
Configuration = Stationary  
Order By = Frame Size,  
Frame Width = Custom Size,  
Custom Frame Width = 19,  
Frame Height = Custom Size,  
Custom Frame Height = 12  
Species = Auralast Pine,  
Interior Finish Type = Painted,  
Finish - Interior = Paint Black,  
Finish - Exterior = Primed,  
Sash to Match Exterior Finish = Yes,

Finish - Sash (Exterior) = Primed  
Jamb Width = 4 9/16",  
Jamb Thickness = 4/4 JE,  
Extension Jamb Shipped Loose = Extension Jamb  
Factory Applied  
Rating = PG 35,  
Sill Nosing = No Sill Nosing,  
Prep for Stool = No,  
Kerf Jamb = No Kerf  
Energy Efficiency = Energy Star,  
Energy Star Zone = Energy Star - North-Central,  
STC / OITC Rating = Standard,  
Blinds Between Glass = No Internal Blinds,  
Glazing = Insulated,  
Glass Color = Low-E EC,  
Glass Type = Annealed,  
Neat Glass = No,  
Glass Thickness = Standard Default Thickness,  
Protective Film = Protective Film,  
Spacer Color = Black Spacer,

Glass Options = Argon,  
Glazing Stop Style = Traditional  
Grid Type = No Grids  
Certification = None,  
Radius Top Rail = None  
Window Egress = Does Not Meet Egress  
U-Factor = 0.23,  
Solar Heat Gain Coefficient = 0.27,  
Visible Light Transmittance = 0.51,  
Condensation Resistance = 49,  
CPD# = JEL-N-884-00011-00001  
Room Location = ,  
Is This a Remake = No,  
Specific Information =  
Manufacturer = JELD-WEN, Rantoul(IL),  
Contact Number = 1-800-246-9131 Option 2,  
Catalog Version Date = 02/03/2020,  
Catalog Version = 20.1.12.0  
None

## End Line 100 Description



# The Home Depot Special Order Quote

Customer Agreement #: H2509-309485

Printed Date: 9/15/2020

**Customer:** LEZGIN MEHMETOGLU

**Address:** 721 ELLSWORTH AVE  
SILVER SPRING, MD  
20910

**Phone 1:** 703-424-4791

**Phone 2:** 703-345-8628

**Email:** LM@DILANINVESTMENTS.  
COM

**Store:** 2509

**Associate:** HAROLD

**Address:** 7111 WESTLAKE TERRACE  
BETHESDA, MD 20817

**Phone:** 301-634-3726

**Pre-Savings Total:** \$1,452.98

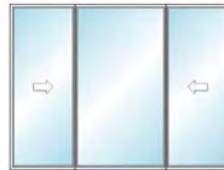
**Total Savings:** (\$0.00)

**Pre-Tax Price:** \$1,452.98

All prices are subject to change. Customer is responsible for verifying product selections. The Home Depot will not accept returns for the below products.



Catalog Version 95



Frame Width = 80"  
Frame Height = 59 7/8"  
Sash Split =

Line Number	Item Summary	Was Price	Now Price	Quantity	Total Savings	Total Price
100-1	80-in x 59.875-in Wood W-5500 Triple Slider	\$1,452.98	\$1,452.98	1	\$0.00	\$1,452.98
<b>Unit 100 Total:</b>		<b>\$1,452.98</b>	<b>\$1,452.98</b>		<b>\$0.00</b>	<b>\$1,452.98</b>

### Begin Line 100 Description

---- Line 100-1 ----

Wood W-5500,  
Triple Slider,  
,  
80 x 59.875  
Assembly = Full Unit,  
Exterior Trim Type = No Exterior Trim,  
Exterior Trim Options = No,  
Regional Compliance = Non-Certified,  
Configuration = 3 Panel  
Order By = Frame Size,  
Frame Width = Custom Size,  
Custom Frame Width = 80,  
Frame Height = Custom Size,  
Custom Frame Height = 59.875,  
Vent Width = 23.21875  
Species = Auralast Pine,  
Interior Finish Type = Painted,  
Finish - Interior = Paint Black,  
Finish - Exterior = Primed,

Sash to Match Exterior Finish = Yes,  
Finish - Sash (Exterior) = Primed  
Jamb Width = 4 9/16"  
Sill Nosing = No Sill Nosing,  
Prep for Stool = No  
Hardware Finish - Interior = Gloss Black,  
Number of Locks = 2,  
Screen Options = No Screen,  
Screen Stop = Screen-Stops-Applied  
Energy Efficiency = Energy Star,  
Energy Star Zone = Energy Star - North-Central,  
STC / OITC Rating = Standard,  
Glazing = Insulated,  
Glass Color = Low-E EC,  
Glass Type = Annealed,  
Neat Glass = No,  
Glass Thickness = Standard Default Thickness,  
Protective Film = Protective Film,  
Spacer Color = Black Spacer,

Glass Options = Argon,  
Glazing Stop Style = Standard  
Grid Type = No Grids  
Certification = None  
Window Egress = Meets 5.7 sqft Egress (All Floors)  
U-Factor = 0.26,  
Solar Heat Gain Coefficient = 0.27,  
Visible Light Transmittance = 0.51,  
Condensation Resistance = 48,  
CPD# = JEL-N-337-01213-00001  
Room Location = ,  
Is This a Remake = No,  
Specific Information =  
Manufacturer = JELD-WEN, Rantoul(IL),  
Contact Number = 1-800-246-9131 Option 2,  
Catalog Version Date = 02/03/2020,  
Catalog Version = 20.1.12.0  
None

### End Line 100 Description



# The Home Depot Special Order Quote

Customer Agreement #: H2509-309489

Printed Date: 9/21/2020

Customer: LEZGIN MEHMETOGLU

Address: 721 ELLSWORTH AVE  
SILVER SPRING, MD  
20910

Phone 1: 703-424-4791

Phone 2: 703-345-8628

Email: LM@DILANINVESTMENTS.  
COM

Store: 2509

Associate: HAROLD

Address: 7111 WESTLAKE TERRACE  
BETHESDA, MD 20817

Phone: 301-634-3726

Pre-Savings Total: \$3,541.03

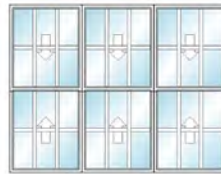
Total Savings: (\$0.00)

Pre-Tax Price: \$3,541.03

All prices are subject to change. Customer is responsible for verifying product selections. The Home Depot will not accept returns for the below products.



Catalog Version 99



Overall Frame Width = 80"

Overall Frame Height = 62"

A1: Sash Split = Even Divide

B1: Sash Split = Even Divide

C1: Sash Split = Even Divide

Line Number	Item Summary	Was Price	Now Price	Quantity	Total Savings	Total Price
100-1	80-in x 62-in Wood W-5500 3 Double Hung	\$3,541.03	\$3,541.03	1	\$0.00	\$3,541.03
Unit 100 Total:		\$3,541.03	\$3,541.03		\$0.00	\$3,541.03

## Begin Line 100 Description

---- Line 100-1 ----

Wood W-5500,  
Double Hung,  
,  
80 x 62  
Unit Impact Unit? = Not Impact,  
Unit Upper Sash Options = Standard Double Hung  
Unit Storm Screen/Combo = No Combo  
Unit Grid Pattern = Colonial,  
Unit Lites Wide - Top = 3,  
Unit Lites Wide - Bottom = 3,  
Unit Lites High - Top = 2,  
Unit Lites High - Bottom = 2  
Unit Radius Top Rail = None  
Window Egress = Does Not Meet Egress  
Room Location = ,  
Is This a Remake = No,  
Specific Information =  
Manufacturer = JELD-WEN, Rantoul(IL),  
Contact Number = 1-800-246-9131 Option 2,  
Catalog Version Date = 08/27/2020,  
Catalog Version = 20.2.29.0  
1 1/8" Bead SDL w/Perm Wood,  
Colonial,  
3W2H  
Assembly = Full Unit,

Overall Vent Division = Even Divide,  
Overall Order By = Frame Size,  
Overall Frame Width = Custom Size,  
Overall Custom Frame Width = 80,  
Overall Frame Height = Custom Size,  
Overall Custom Frame Height = 62,  
Overall Flanker Width = Custom,  
Overall Custom Flanker Width = 26.6875,  
Overall Exterior Trim Width = 82.625,  
Overall Exterior Trim Height = 64.1875  
Species = Auralast Pine,  
Interior Finish Type = Painted,  
Finish - Interior = Paint Black,  
Finish - Exterior = Primed,  
Sash to Match Exterior Finish = Yes,  
Finish - Sash (Exterior) = Primed  
Jamb Width = 4 9/16"  
Impact Rating = Not Applicable,  
Rating = DP 35,  
Sill Nosing = Standard Sill Nosing,  
Sill Horns = No Sill Horn,  
Prep for Stool = No,  
Drip Cap = Vinyl Drip Cap  
Hardware Finish - Interior = Gloss Black,  
Screen Options = No Screen

STC / OITC Rating = Standard,  
Glazing = Insulated,  
Glass Color = Low-E EC,  
Glass Type = Annealed,  
Neat Glass = No,  
Glass Thickness = Standard Default Thickness,  
Protective Film = Protective Film,  
Spacer Color = Black Spacer,  
Glass Options = Argon,  
Glazing Stop Style = Traditional  
Add Grilles? = Yes,  
Grid Type = 1 1/8" Bead SDL w/Perm Wood,  
Interior Bar Profile = Traditional Bead Bar  
(Standard),  
Location for Grid = All Lite(s),  
Grid Finish = Light Bronze Shadow Bar,  
SDL Finish = Primed Wood,  
Grid Pattern = Define Pattern Separately  
Mull Assembly = Flat Mull,  
Certification = None,  
Bottom Rail Option = Standard,  
Jambliner = White Jambliner,  
Concealed Jambliner = Yes,  
Sash Limiter = Window Opening Control Device  
ASTM F2090 Compliant

Exterior Trim Options = No,  
Regional Compliance = US National-WDMA/ASTM

Energy Efficiency = Energy Star,  
Energy Star Zone = Energy Star - North-Central,

Vertical,  
Factory,  
0" thick, 62" length

---

End Line 100 Description

# Reeb Report



THE HOME DEPOT # 2509 BETHESDA



## Project Informa

[Hide](#)

**Project Name:** Copy of 3025 DENT PL NW Entry Quote **Date:** 08/25/2020  
**Customer:** **ed Date:**  
**Contact Name:** **PO#:** Dilan Investments  
**Phone (Main):** **Sales Rep Name:** THD 2509  
**Phone (Cell):**  
**Customer Type:**  
**Terms:**

## Delivery Informa

[Hide](#)

**Shipping Contact:** **Comments:**  
**Shipping Address:**  
**City:**  
**State:**  
**Zip:**

## Unit Detail

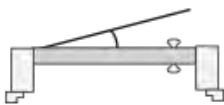
[Hide All Configura](#)

Item: Wood Fir Base/back: Ext 30" x 80" F7044LE LHI 4 9/16" FrameSaver

Loca on: Quan ty: 2



Fir 30"x80" Single Door



EXTERIOR  
Left-Hand Inswing

### Configura

[Hide](#)

EXT Single Door 30" x 80" F7044LE (), 4 9/16" FrameSaver, No Brickmould, Left Hand Inswing, US26 Bright Chrome Radius Corner Ball Bearing Hinges, Mill Finish w Light Cap Composite Adjustable Sill, Bronze Compression Weatherstripping, Double Lock Bore 2-3/8" Backset Bore, Strike Prep, , Unfinished



Rough Opening: 32 1/2" x 82 1/2"  
Total Unit: 31 5/8" x 82"(Includes Exterior Casing)

Item: Wood Fir French: Ext 72" x 80" F7002LE LHI 4 9/16" FrameSaver      Loca on:      Quan ty: 1



Fir 72"x80" Double Door



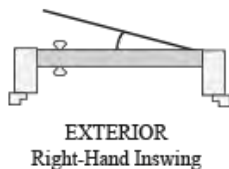
Configura [Hide](#)  
EXT Double Door 72" x 80" F7002LE (),  
Fir Wr      te Astragal, 4 9/16"  
FrameSaver, No Brickmould, Le  
Inswing, US26 Bright Chrome Radius  
Corner Ball Bearing Hinges, Mill Finish  
w Light Cap Composite Adjustable Sill,  
Bronze Compression Weatherstripping,  
Double Lock Bore 2-3/8" Backset Bore,  
, Unfinished

Rough Opening: 75 1/4" x 82 1/2"  
Total Unit: 74 9/16" x 82"(Includes Exterior Casing)

Item: Wood Fir Front Entry: Ext 36" x 80" F7130 RHI 4 9/16" FrameSaver      Loca on:      Quan ty: 1



Fir 36"x80" Single Door



Configura [Hide](#)  
EXT Single Door 36" x 80" F7130 (), 4  
9/16" FrameSaver, No Brickmould,  
Right Hand Inswing, US26 Bright  
Chrome Radius Corner Ball Bearing  
Hinges, Bronze Finish w Dark Cap  
Composite Adjustable Sill, Bronze  
Compression Weatherstripping, Double

Lock Bore 2-3/8" Backset Bore, Strike  
Prep, , Unfinished

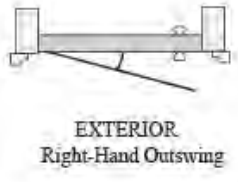
Rough Opening: 38 1/2" x 82 1/2"

Total Unit: 37 5/8" x 82"(Includes Exterior Casing)

Item: Wood Fir Garage: Ext 30" x 80" F7044LE RHO 4 9/16" FrameSaver      Location:      Quantity: 1



Fir 30"x80" Single Door



Configura

[Hide](#)

EXT Single Door 30" x 80" F7044LE (), 4  
9/16" FrameSaver, No Brickmould,  
Right Hand Outswing, US26 Bright  
Chrome Radius NRP Ball Bearing  
Hinges, Mill Finish w Light Cap  
Composite Outswing Sill, Bronze  
Compression Weatherstripping, Double  
Lock Bore 2-3/8" Backset Bore, Strike  
Prep, , Unfinished

Rough Opening: 32 1/2" x 81 5/8"

Total Unit: 31 5/8" x 81 1/8"(Includes Exterior Casing)

**Unit Summary**

[Hide](#)

Item	Descrip	Quan
<a href="#">Wood Fir Base/back</a>	Ext 30" x 80" F7044LE LHI 4 9/16" FrameSaver	2
<a href="#">Wood Fir French</a>	Ext 72" x 80" F7002LE LHI 4 9/16" FrameSaver	1
<a href="#">Wood Fir Front Entry</a>	Ext 36" x 80" F7130 RHI 4 9/16" FrameSaver	1
<a href="#">Wood Fir Garage</a>	Ext 30" x 80" F7044LE RHO 4 9/16" FrameSaver	1

SUBMITTED BY: \_\_\_\_\_

ACCEPTED BY: \_\_\_\_\_

DATE: \_\_\_\_\_



# The Home Depot Special Order Quote

Customer Agreement #: H2583-436266

Printed Date: 9/21/2020

Customer: LEZGIN MEHMETOGLU

Address: 721 ELLSWORTH AVE  
SILVER SPRING, MD  
20910

Phone 1: 703-424-4791

Phone 2: 703-345-8628

Email: LM@DILANINVESTMENTS.  
COM

Store: 2583

Associate: HAROLD

Address: 901 RHODE ISLAND AVE NE  
WASHINGTON, DC 20018

Phone: 202-526-8760

Pre-Savings Total: \$4,493.66

Total Savings: (\$0.00)

Pre-Tax Price: \$4,493.66

All prices are subject to change. Customer is responsible for verifying product selections. The Home Depot will not accept returns for the below products.



Catalog Version 99



Overall Frame Width = 71 1/4"

Overall Frame Height = 80"

A1:

B1:

Line Number	Item Summary	Was Price	Now Price	Quantity	Total Savings	Total Price
100-1	71.25-in x 80-in Wood W-5500 Double 2 Panel	\$4,493.66	\$4,493.66	1	\$0.00	\$4,493.66
Unit 100 Total:		\$4,493.66	\$4,493.66		\$0.00	\$4,493.66

## Begin Line 100 Description

---- Line 100-1 ----

Wood W-5500 Hinged,  
Swinging Door,  
,  
71.25 x 80  
Unit Location for Grid = All Lite(s)  
Room Location = ,  
Is This a Remake = No,  
Specific Information =  
Manufacturer = JELD-WEN, Rantoul(IL),  
Contact Number = 1-800-246-9131 Option 2,  
Catalog Version Date = 08/27/2020,  
Catalog Version = 20.2.29.0  
1 3/8" Full Surround Interior Wood Grille,  
Colonial,  
3W4H  
Assembly = Full Unit,  
Product Type = Inswinging Door,  
Exterior Trim Options = No,  
Regional Compliance = US National-  
WDMA/ASTM,  
Configuration (from Exterior) = Passive/Active,  
Sill Type = Hydrolock Sill  
Overall Equal Panel Width = Yes,  
Overall Order By = Frame Size,  
Overall Frame Width = 71 1/4",

Interior Finish Type = Painted,  
Finish - Interior = Paint Black,  
Finish - Exterior = Primed,  
Sash to Match Exterior Finish = Yes,  
Finish - Sash (Exterior) = Primed,  
Finish - Sill = Black,  
Clear Frame = Yes  
Jamb Width = 4 9/16"  
Stile Width = 4 5/8" (Wide),  
Bottom Rail Height = 4 5/8" (Contemporary),  
Which Panels Get Lock Rail = None  
Rating = PG 35,  
Drip Cap = Vinyl Drip Cap,  
Kerf Jamb = No Kerf  
Trim Set = Contemporary,  
Bore Options = Multi Point/Multi Point,  
Bore Spacing = Standard Bore Location,  
Finish - Handle = Polished Chrome,  
Finish - Strike Plate = Stainless Steel,  
Key Options = Keyed Alike,  
Hinge Type = Adjustable Hinges,  
Finish - Hinge = Polished Chrome,  
Door Screen = Hinged Screen w/closer,  
Screen Options = UltraVue Mesh,  
Screen Handle Finish = Oil Rubbed Bronze,

STC / OITC Rating = Standard,  
Glazing = Insulated,  
Glass Color = Low-E EC 366 (i89 In/366 Out),  
Glass Type = Tempered (meets CA Urban Fire  
Code),  
Neat Glass = No,  
Glass Thickness = Standard Default Thickness,  
CA Urban Fire Code Label = No Label,  
Protective Film = Protective Film,  
Spacer Color = Black Spacer,  
Glass Options = Argon,  
Glazing Stop Style = Traditional  
Add Grilles? = Yes,  
Grid Type = 1 3/8" Full Surround - Wood Grille,  
Interior Bar Profile = Traditional Bead Bar  
(Standard),  
Location for Grid = All Lite(s),  
Grid Pattern = Colonial,  
Grid Wide per Sub = 3,  
Lites High per Sub = 4  
Certification = None,  
Radius Top Rail = None  
U-Factor = 0.25,  
Solar Heat Gain Coefficient = 0.16,  
Visible Light Transmittance = 0.37,

Overall Frame Height = Custom Size,  
Overall Custom Frame Height = 80,  
Overall Exterior Trim Width = 74.188,  
Overall Exterior Trim Height = 81.469  
Species = Auralast Pine,

Screen Finish = Black  
Energy Efficiency = Energy Star,  
Energy Star Zone = Energy Star - North-Central,

Condensation Resistance = 50,  
CPD# = JEL-N-872-08145-00001  
Vertical,  
Factory,  
0" thick, 80" length

---

End Line 100 Description

# Amarr® by Design AD4000

## Custom Wood Carriage House Garage Doors



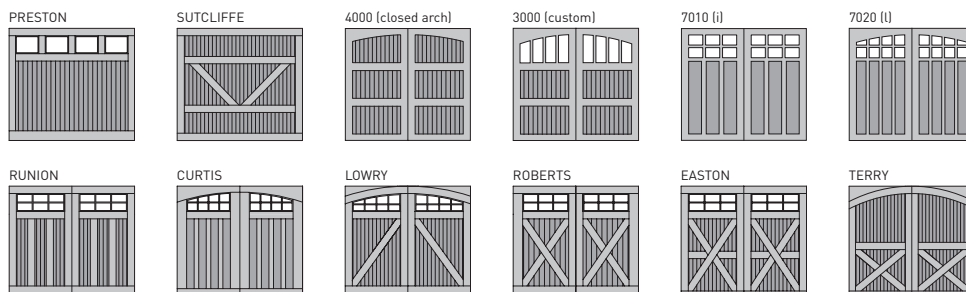
Terry design with R.H. Hunt gate latch (stained by homeowner)

**Get the neighbors talking.** Made in America by skilled craftsmen, Amarr by Design wood garage doors are handcrafted for reliable performance and long-lasting beauty. Choose from one of our popular carriage house styles or submit your own unique design. Pick from an array of wood options, windows and decorative hardware to create a truly unique, one-of-a-kind door. Amarr by Design. Get a gorgeous door, and a great conversation piece.

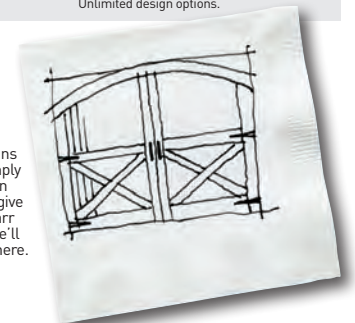


Lowry design (painted by homeowner)

### DESIGNS

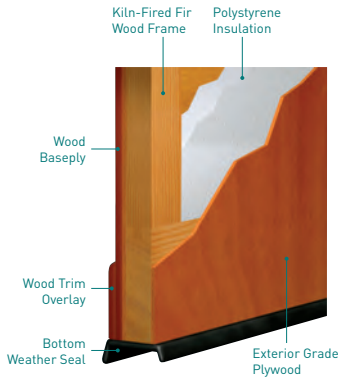


Unlimited design options.



Custom designs available. Simply draw your own unique door, give it to your Amarr dealer, and we'll take it from there.

## Construction



## WOOD AD4000

### Wood + Insulation + Wood

- Unlimited Custom Carriage House Designs
- Multiple Wood Options
- Paint or Stain Grade Wood
- Environmentally Safe Polystyrene Thermal Insulation
- Energy Efficient

## Specifications



**AMARR® BY DESIGN  
AD4000**

<b>PANEL DESIGNS</b>	Unlimited Designs
<b>CONSTRUCTION*</b>	
Wood + Insulation + Wood	•
<b>DOOR THICKNESS</b>	3" (7.6cm)
<b>WOOD BASEPLY OPTIONS</b>	
5/8" MDO Plywood (paint grade only)	•
1/2" Marine Grade Plywood	•
5/8" Incense Cedar	•
5/8" Clear Vertical Grain Cedar	•
5/8" Red Grandis	•
5/8" Mahogany	•
Other materials available upon request	•
<b>TRIM OVERLAY OPTIONS</b>	
5/8" Moisture-and Rot-resistant Extria Exterior Panel (paint grade only)	
5/8" Incense Cedar	•
5/8" Clear Vertical Grain Cedar	•
5/8" Red Grandis	•
5/8" Mahogany	•
Other materials available upon request	•
<b>OPTIONAL WOOD DISTRESSING</b>	•
<b>SECTION HEIGHT OPTIONS</b>	18", 21", 28" or 32"
<b>POLYSTYRENE INSULATION (1 3/8" thick)</b>	•
<b>R-VALUE</b>	9.0
<b>BOTTOM WEATHERSEAL</b>	•
<b>DECORATIVE WINDOW OPTIONS</b>	
1/8" (0.32cm) Double Strength	•
Insulated	•
<b>OPTIONAL DECORATIVE HARDWARE</b>	•
<b>WIND LOAD<sup>1</sup> AVAILABLE*</b>	•
<b>FIRE RATED DOORS AVAILABLE<sup>2</sup></b>	•
<b>SECTION WARRANTY<sup>3</sup></b>	1 Year

<sup>1</sup> It is your responsibility to make sure your garage door meets local building codes.

<sup>2</sup> Optional: Special-designed doors meet guidelines for CA Building Codes for use in Wildfire Urban Interface (WUI). Fire-rated doors with insulated and tempered glass windows available.

<sup>3</sup> For complete warranty details, visit amarr.com or contact your local Amarr dealer.

\* Optional: Wood-on-steel section construction is available. Some wind load pressures may require wood-on-steel section construction.

Doors are shipped natural. Priming is available for paint grade doors. All doors require finishing on all six (6) sides of each section within two days of receipt of door(s) and prior to installation. Visit amarr.com for finishing recommendations.

### HARDWARE SPECIFICATIONS

**TRACK:** 2" industrial grade galvanized .083 horizontal and vertical track. Standard lift 25C-15" radius or 2LC-6" low headroom clearance. For doors over 650 lbs, 3" track.

**HINGES:** Up to 12': Single-end 11ga graduated galvanized. 12' and over: Double-end 11ga graduated galvanized.

**ROLLERS:** 2" nylon 10-ball bearing commercial rollers (short stem for up to 12'; long stem for 12' and over).

**STRUTS:** 3" galvanized struts

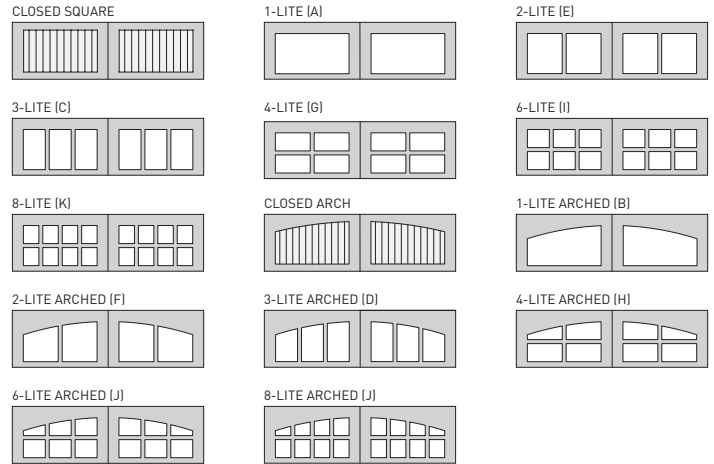
**COUNTER BALANCE:** 10,000 cycle torsion springs, cast aluminum cable drums, 1" diameter 11ga torsion tube. For doors over 650 lbs, solid core steel shaft and coupler if exceeding 151" in length.

**FASTENERS:** Cadmium plated fasteners (standard) for on-door hardware and securing tracks to jambs. All hinge fasteners are factory installed with concealed bolt heads (under the trim overlay).

**OPERATION:** Manual push-up. No lock assembly is supplied. Electric openers with 3/4 hp recommended for best possible operation.

Doors available in various heights and widths. Hardware specifications are consistent with doors not exceeding 18' wide and 10' high. Requirements escalate with door size and weight and have limitations. Contact your local Amarr dealer for specific details.

## Top Sections



## Wood Choices

Other types of wood available upon request. Doors are shipped natural and require finishing upon receipt and prior to installation.

### INCENSE CEDAR



### CLEAR VERTICAL GRAIN CEDAR



### RED GRANDIS



### MAHOGANY



### WOOD DISTRESSING



For a weathered effect, wirebrush distressing is available on any Amarr By Design door.

## Edge Profiles for Trim Overlay



## Optional Decorative Hardware

No matter what style of wood carriage house door you choose, we have beautiful decorative hardware to match your design. visit amarr.com or contact your local Amarr dealer.



**Entrematic**  
165 Carriage Court  
Winston-Salem, NC 27105  
800.503.DOOR  
www.amarr.com



YOUR LOCAL AMARR DEALER:

Door specifications and technical data subject to change without notice.

Entrematic and Amarr as words and logos are trademarks owned by Entrematic Group AB or companies within the Entrematic Group.

Sectional door products from Entrematic may be the subject of one or more U.S. and/or foreign, issued and/or pending, design and/or utility patents.

©Entrematic Group AB 2019. All rights reserved. Printed in USA Form #6501019/4M/GVS





**Ne Washington DC**

✓ 22 in stock | Aisle: BW Bay: 021 | [Text to Me](#)

[Share](#)    [Save to Favorites](#)    [Print](#)

### DeckoRail

## Newbury 4 in. x 4 in. Pyramid Wood Post Cap

(127)    [Write a Review](#)    [Questions & Answers \(9\)](#)

- Post cap fits a 4 in. x 4 in. wood fence post
- Pressure treated wood base helps prevent termites and decay
- Natural look compliments wood deck and railings

# \$9<sup>97</sup>

Save up to \$100<sup>o</sup> on your qualifying purchase.  
[Apply for a Home Depot Consumer Card](#)

### How to Get It

<p><b>Store Pickup</b> Pickup Today <b>FREE</b></p>	<p><b>Ship to Home</b> Not available for this item</p>	<p><b>Scheduled Delivery</b> As soon as Tomorrow <b>\$24.99</b></p>
---	--	---

**22 in stock at Ne Washington DC.**  
Curbside pickup available.  
[Check Nearby Stores](#)

- 1 +    **Add to Cart**

## Product Overview

Complement your deck, fence or porch railings with DeckoRail wood post caps. Besides improving the look, the pyramid-style post caps add value to your deck. The caps are pressure-treated for a longer life span. Because the caps protect the posts from the elements, the posts will last longer, too. You can paint or stain the caps (When dry) if you prefer.

- Post caps add a finishing touch to deck and fence posts
- Post cap can also decorate a mailbox post
- Post cap protects top of wood post from sun, rain and snow
- Pressure treated wood resists decay and termites



- Post cap fits a standard 4 in. x 4 in. wood post (Actual size 3.5 in. x 3.5 in.)
- Exterior dimensions are 5.5 in. x 5.5 in.
- Note: product may vary by store
- California residents see [Prop 65 WARNINGS](#)

### Info & Guides

- [FAQ](#)
- [Installation Guide](#)
- [Replacement Part List](#)
- [Warranty](#)

You will need Adobe® Acrobat® Reader to view PDF documents. [Download](#) a free copy from the Adobe Web site.

## Collections <sup>(3)</sup>

Current Product



**DeckoRail** Newbury 4 in. x 4 in. Pyramid Wood Post Cap

(127)

**\$9<sup>97</sup>** each

Item Selected



4 in. x 4 in. Pressure-Treated Wood Post Skirt

(79)

**\$2<sup>97</sup>**

Select This Item



**WeatherShield** Hampton 4 in. x 4 in. Pressure-Treated Wood Pyramid Post Cap

(136)

**\$7<sup>97</sup>**

Select This Item

1 Item Selected



**Add Item To Cart**

## Collections





Current Product



**DeckoRail** Newbury 4 in. x 4 in. Pyramid Wood Post Cap

(127)

**\$9<sup>97</sup>** each

Item Selected




4 in. x 4 in. Pressure-Treated Wood Post Skirt

(79)

## Get Everything You Need <sup>(7)</sup>

Current Product



**DeckoRail** Newbury 4 in. x 4 in. Pyramid Wood Post Cap

(127)

**\$9<sup>97</sup>** each  
Select This Item

Item Selected




4 in. x 4 in. x 8 ft. #2 Ground Contact Pressure-Treated Southern Yellow Pine Timber

(1773)

**\$17<sup>57</sup>**

Select This Item



**Everbilt** Black Decorative Gate Hinge and Latch Set

(204)

**\$21<sup>88</sup>**

Select This Item

1 Item Selected



**Add Item To Cart**

## Get Everything You Need





**PROJECT GUIDE**

### How to Build a Chicken Coop

Give your chickens a cozy, sheltered place to roost

[Read Our Guide](#)

Select This Item




**PROJECT GUIDE**

### How to Build a Treehouse

Installing a backyard treehouse is a charming addition to any home

[Read Our Guide](#)



**PROJECT GUIDE**

### How to Estimate De

Use our materials calcula accurate assessment

[Read Our Guide](#)

## Specifications

### Dimensions

Product Depth (in.)

3.

Product Height (in.)

2.37

Product Width (in.)

3.5

### Details

Cap/top style [Select This Item](#)

Flat

Color/Finish

brown

Fencing Product Type

Post Cap/Top

Fits Nominal Post Size

4x4

Product Weight (lb.)

1.25lb

Returnable

180-Day

[Select This Item](#)

### Warranty / Certifications

Manufacturer Warranty

See store for details

## Recently Viewed Items



[Share](#) [Save to Favorites](#) [Print](#)

### WeatherShield

## 5/4 in. x 6 in. x 8 ft. Standard Ground Contact Pressure-Treated Pine Decking Board

(189) [Write a Review](#) [Questions & Answers \(17\)](#)

- 2X the protection compared to Above Ground treatment
- Treated for protection against fungal decay, rot and termites
- Use for decks, walkways, landscaping and other outdoor projects.

# \$10<sup>67</sup>

Save up to \$100<sup>0</sup> on your qualifying purchase.  
[Apply for a Home Depot Consumer Card](#)

Nominal Width x Nominal Length: **6 in x 8**

- 6 x 10
- 6 x 12
- 6 x 14
- 6 x 16
- 6 x 20
- 6 in x 8**

### How to Get It

<p><b>Buy in Store</b> Visit your store to check availability</p>	<p><b>Ship to Home</b> Not available for this item</p>	<p><b>Scheduled Delivery</b>  \$79.00</p>
---	--	---

Schedule Express Delivery at your convenience.  
[How It Works](#)

**⚠** There's a \$45 minimum purchase for Scheduled Delivery.

- **1** + [Add to Cart](#)

## Shop This Collection from WeatherShield <sup>(3)</sup>

Current Product



**WeatherShield** 5/4 in. x 6 in. x 8 ft. Standard Ground Contact Pressure-Treated Pine Decking Board

(189)

**\$10<sup>67</sup>** each

Item Selected



**WeatherShield** 5/4 in. x 6 in. x 10 ft. Standard Ground Contact Pressure-Treated Pine Decking Board

(191)

**\$13<sup>57</sup>**

Select This Item



**WeatherShield** 5/4 in. x 6 in. x 12 ft. Standard Ground Contact Pressure-Treated Pine Decking Board

(226)

**\$16<sup>57</sup>**

Select This Item

Live Chat

1 Item Selected



Add Item To Cart

## Shop This Collection from WeatherShield





Current Product



**WeatherShield** 5/4 in. x 6 in. x 8 ft. Standard Ground Contact Pressure-Treated Pine Decking Board

(189)

\$ **10**<sup>67</sup> each

Item Selected



**WeatherShield** 5/4 in. x 6 in. x 10 ft. Standard Ground Contact Pressure-Treated Pine Decking Board

(191)

## Get Everything You Need <sup>(20)</sup>

Current Product



**WeatherShield** 5/4 in. x 6 in. x 8 ft. Standard Ground Contact Pressure-Treated Pine Decking Board

(189)



Live Chat

**\$10<sup>67</sup>** each  
 Select This Item  
 Item Selected



**Milwaukee** M18 FUEL 18-Volt Lithium-Ion Brushless Cordless 7-1/4 in. Dual Bevel Sliding Compound Miter Saw (Tool-Only)

(222)

**\$449<sup>00</sup>**

Select This Item



**Milwaukee** M18 18-Volt Lithium-Ion Cordless 5 in. Random Orbit Sander (Tool-Only)

(528)

**\$119<sup>00</sup>**

Select This Item

Live Chat

Select This Item  
Get Everything You Need







+15 More items

Current Product



**WeatherShield** 5/4 in. x 6 in.  
x 8 ft. Standard Ground  
Contact Pressure-Treated  
Pine Decking Board

(189)

\$**10**<sup>67</sup> each

Item Selected



**Milwaukee** M18 FUEL 18-Volt Lithium-Ion Brushless Cordless 7-1/4 in. Dual Bevel Sliding Compound Miter Saw (Tool-Only)

(222)

## Product Overview

Select This Item

Pressure-Treated Pine meets the highest grading standards for strength and appearance. This double treated Ground Contact lumber must be used for applications where treated lumber is difficult to maintain, repair or replace. Treated lumber is critical to the performance and safety of an entire system or construction such as deck joists, beams and ledger boards. An additional benefit of treated lumber is its defense against rot and insect infestation for its vast majority of applications. Southern yellow pine is responsibly manufactured, safe, and environmentally friendly when used as directed. Treated wood is typically still wet when it's delivered to The Home Depot or job site. As it dries, you should expect slight changes in width and length. As lumber dries, it may split, cup and warp. This is more likely to occur to occur in lower-grade boards, where knots and uneven grains are already present. Each piece of lumber is unique and carries physical characteristics that may include the following: knots, warping, shrinkage, swelling and/or splitting.

- Made of pine
- Ground Contact treated lumber can be used in both Above Ground and Ground Contact exterior applications
- Backed by a lifetime limited warranty against termite infestation and rot
- 5/4 in. x 6 in. x 8 ft.

Live Chat



**PROJECT GUIDE**

### How to Build a Chicken Coop

Give your chickens a cozy, sheltered place to roost

[Read Our Guide](#)

Select This Item



**PROJECT GUIDE**

### Build a chicken coop, Pt. 1

If you want to raise chickens, you'll need to provide them with a cozy, well-sheltered place to roost.

[Read Our Guide](#)



**PROJECT GUIDE**

### How to Build a Dog House

How to Build a Dog House

[Read Our Guide](#)



Live Chat

## Specifications

### Dimensions

Actual Product Length (ft.)
8
Actual Product Thickness (in.)
1
Actual Product Width (in.)
5.5
Approximate Weight (lb)
Select This Item
18
Nominal Product Length (ft.)
8
Nominal Product Length (in.)
8
Nominal Product Thickness (in.)
5/4
Nominal Product Width (in.)
6
Nominal Width
6 in
Select This Item

### Details

Chemical retention (lb./cu. ft. )
.15
Contact Type Allowed
Ground Contact
Features
Paintable,Pressure Treated,Stainable
Lumber Grade
Pressure Treated;Stainable;Paintable
Pressure treatment chemical
MCA - Micronized Copper Azole
Total Linear Feet Covered
8

### Warranty / Certifications

Manufacturer Warranty

See store for details

How can we improve our product information? [Provide feedback.](#)

## Recently Viewed Items

Live Chat



**Unbranded** 4 in. x 4 in. x 8 ft. #2 Ground Contact

(1773)



**SBC** 16 in. Long Natural Kiln Dried Eastern White

(151)



**NewTechWood** All Weather System 5.5 in. x 192 in.

(1)




**NewTechWood** All Weather System 5.5 in. x 192 in.

(0)



**Ply-Bead** Plywood Siding Plybead Panel (Nominal: 0.5 in. x 5.5 in. x 192 in.)

(281)



**NewTechWood** All Weather System 0.5 in. x 5.5 in. x 192 in.

(1)



**NewTec** Weather 5.5 in. x 192 in.



### Explore More on Homedepot.com

Outdoors

[Buy 11 lb. Coconut Coir Block of Soilless Media](#)

More Brands & Products

Select This Item

See More

Select This Item

[Home](#) / [Lumber & Composites](#) / [Timber](#) / [Pressure Treated](#)

Internet #205220341    Model # 194354    Store SKU #256276



[Share](#)    [Save to Favorites](#)    [Print](#)

## 4 in. x 4 in. x 8 ft. #2 Ground Contact Pressure-Treated Southern Yellow Pine Timber

(1773)    [Write a Review](#)    [Questions & Answers \(112\)](#)

- 2X the protection compared to Above Ground treatment
- Treated for protection against fungal decay, rot and termites
- Ideal for decks, walkways, landscaping and other outdoor projects

# \$17<sup>57</sup>

Save up to \$100° on your qualifying purchase.  
[Apply for a Home Depot Consumer Card](#)

### How to Get It

<p><b>Buy in Store</b> Visit your store to check availability</p>	<p><b>Ship to Home</b> Not available for this item</p>	<p><b>Scheduled Delivery</b></p> <p><b>\$79.00</b></p>
---	--	--

Schedule Express Delivery at your convenience.  
[How It Works](#)

**⚠** There's a \$45 minimum purchase for Scheduled Delivery.

-    1    +    **Add to Cart**

## Get Everything You Need <sup>(22)</sup>

Current Product



Contact Pressure-Treated Southern Yellow Pine Timber

(1773)

\$17<sup>57</sup> each

Item Selected



**Simpson Strong-Tie Wedge-All** 1/2 in. x 4-1/4 in. Stainless-Steel Expansion Anchor (25-Pack)

(2)

\$76<sup>36</sup> /package

Select This Item



**Simpson Strong-Tie #8 x 2-1/2 in. 6-Lobe White Trim-Head** Stainless Steel Wood Decking Screw (200-Pack)

(2)

\$33<sup>65</sup> /package

Select This Item

1 Item Selected



**Add Item To Cart**

## Get Everything You Need





+17 More items

Current Product



4 in. x 4 in. x 8 ft. #2 Ground Contact Pressure-Treated Southern Yellow Pine Timber

(1773)

\$17<sup>57</sup> each

Item Selected



**Simpson Strong-Tie** Wedge-All 1/2 in. x 4-1/4 in. Stainless-Steel Expansion Anchor (25-Pack)

(2)

## More Like This

Select This Item



4 in. x 6 in. x 8 ft.  
#2 Ground Contact Pressure-Treated

(208)

\$19<sup>98</sup>



4 in. x 4 in. x 12 ft.  
#2 Ground Contact Pressure-Treated

(216)

\$28<sup>98</sup>



4 in. x 4 in. x 10 ft.  
#2 Ground Contact Pressure-Treated

(316)

\$24<sup>57</sup>



4 in. x 4 in. x 6 ft.  
#2 Ground Contact Pressure-Treated

(343)

\$13<sup>98</sup>

4 in.  
#2 G  
Pres

\$19

Current Item

Add To Cart

Add To Cart

Add To Cart

Add To Cart

Add To Cart

Select This Item

## Product Overview

This sturdy Pressure-Treated Timber #2 Southern Yellow Pine meets the highest grading standards for strength and appearance. Treated for protection from termites and rot, it is ideal for a variety of applications including decks, docks, ramps and other outdoor projects where lumber is exposed to the elements. Responsibly manufactured from renewable southern yellow pine, this lumber is both safe and environmentally friendly when used properly and can be painted to match any home or business exterior. Treated wood is typically still wet when it's delivered to The Home Depot or job site. As it dries, you should expect slight changes in width and length. As lumber dries, it may split, cup and warp. This is more likely to occur in lower-grade boards, where knots and uneven grains are already present. Each piece of lumber is unique and carries physical characteristics that may include the following: knots, warping, shrinkage, swelling and/or splitting.

- Manufactured from southern yellow pine, a renewable resource, for an eco-friendly choice
- Pressure-treated for ground contact applications
- Uniform thickness, density and appearance with a smooth surface that can be painted for a customized look
- Actual dimensions: 3.56 in. x 3.56 in. x 96 in.
- Lifetime limited residential warranty against rot and termites
- No two pieces of lumber are the same.
- Color, grain pattern and texture will vary as well.
- Use #2 grade lumber when both appearance is not the most important to you project.
- May have wane (bark edge) on corners
- Use #2 grade lumber when strength is the main feature you are looking for on your project.
- 

# TREATED WOOD END USE GUIDE

*Ground Contact treated wood should be used in most Above Ground applications.*

GROUND CONTACT	
6	Ground Level Deck
7	Stair Stringers
8	Ledger Boards*
9	Post Supports
10	Joists*
11	Beams*
12	Planter Boxes
13	Fence Posts
14	Retaining Walls
15	Playset Structures
16	Ground Level Walkway
17	Raised Garden Bed
18	Fresh Water Bulk Head
19	Fresh Water Dock
20	Fresh Water Dock Posts
21	Floating Dock (Decking, Joists, Beams)

\*When treated wood is used in an above ground application where the treated wood component would be considered difficult to maintain, repair or replace and that component is critical to the performance and safety of the structure.

ABOVE GROUND	
1	High Level Deck Boards
2	Railings & Accessories
3	Fence Boards and Rails
4	Trellis
5	Lattice

The American Wood Protection Association (AWPA) in July 2016, established new guidelines that require Ground Contact General Use (UC4A) treated wood be used in the following use applications:

- Treated wood when installed less than 6" above the ground.
- When treated wood is used in an application that does not permit air circulation or water drainage underneath the structure.
- When treated wood is used in an application where vegetation, leaf litter, or other debris can build up and remain in contact with the treated wood product.
- When treated wood is used in tropical climates.
- When treated wood is wetted on a frequent or recurring basis such as wind and wave action (such as fresh water docks and walkways) or watering systems, swimming pools and hot tubs.
- When treated wood is used in an above ground application where the treated wood component is difficult to maintain, repair or replace and that component is critical to the performance and safety of the structure. This standard change affects joists and beams used in above ground decks and fresh water docks, including floating docks.

KOPPERS  
kopperspc.com  
© Koppers 5/2019

- California residents see Prop 65 WARNINGS

### Info & Guides

- [Select This Item](#)
- [FAQ](#)
- [Instructions / Assembly](#)
- [Use and Care Manual](#)
- [Warranty](#)

You will need Adobe® Acrobat® Reader to view PDF documents. [Download](#) a free copy from the Adobe Web site.

## Based on Your Interests



**PROJECT GUIDE**  
**How to Build a Chicken Coop**

Give your chickens a cozy, sheltered place to roost


[Read Our Guide](#)



**PROJECT GUIDE**  
**Build a chicken coop, Pt. 1**

If you want to raise chickens, you'll need to provide them with a cozy, well-sheltered place to roost.

[Read Our Guide](#)



**PROJECT GUIDE**  
**How to Build a Dog House**

How to Build a Dog House

[Read Our Guide](#)

## Specifications

### Dimensions

Actual Product Length (ft.)
8
Actual Product Thickness (in.)
3.5
Actual Product Width (in.)
3.5
Nominal Product Length (ft.)
8
Nominal Product Thickness (in.)
4
Nominal Product Width (in.)
4
Product Length (in.)
96

### Details

Chemical retention (lb./cu. ft. )
0.15
Fastener recommendation
hot dipped galvanized
Features
Paintable, Stainable
Lumber Grade
No. 2
Lumber quality



No-prior

Material

Wood

Moisture content

Green

Pressure treatment chemical

MCA - Micronized Copper Azole

Texture

Smooth

### Warranty / Certifications

Select This Item  
Manufacturer Warranty

See store for details

## Recently Viewed Items



**SBC** 16 in. Long  
Natural Kiln Dried  
Eastern White

(151)



**Unbranded** 4 in. x  
4 in. x 8 ft. #2  
Ground Contact

(1773)



**NewTechWood** All  
Weather System  
5.5 in. x 192 in.

(1)




**NewTechWood** All  
Weather System  
5.5 in. x 192 in.

(0)



**Ply-Bead** Plywood  
Siding Plybead  
Panel (Nominal:

(281)



**NewTechWood** All  
Weather System  
0.5 in. x 5.5 in. x

(1)



**NewTec**  
Weather  
5.5 in. x

Select This Item

[Home](#) / [Building Materials](#) / [Siding](#) / [Wood Siding](#)

Internet #204994648 Model # EHD0810399



[Share](#) [Save to Favorites](#) [Print](#)

## SBC 16 in. Long Natural Kiln Dried Eastern White Cedar Shingle Siding

(151) [Write a Review](#) [Questions & Answers \(56\)](#)

- Ideal material for outside siding
- Can be easily nailed without cracking
- Stable and extremely long-lasting wood

**\$82<sup>64</sup>** /box

Save up to **\$100<sup>0</sup>** on your qualifying purchase.  
[Apply for a Home Depot Consumer Card](#)

### How To Get It

This item is currently out of stock

Receive an email when it's back in stock:

 [Notify Me](#)

## Get Everything You Need <sup>(6)</sup>

Current Product




**SBC** 16 in. Long Natural  
Kiln Dried Eastern White  
Cedar Shingle Siding

(151)

**\$82<sup>64</sup>** box

Out of Stock Online



**DAP Silicone Plus 10.8 oz. White Premium Window, Door and Siding Sealant (12-Pack)**

**Empire 7 in. Polycast Rafter Square**

(3)


(43)

**\$88.78** /case

**\$3.97**



## Get Everything You Need





+1 More items

Current Product



**SBC** 16 in. Long Natural Kiln  
Dried Eastern White Cedar  
Shingle Siding

(151)

\$82<sup>64</sup> box

Out of Stock Online



**DAP** Silicone Plus 10.8 oz. White Premium Window, Door and  
Siding Sealant (12-Pack)

(3)

## Product Overview

Select This Item

SBS Resquared and Rebutted (R and R) natural kiln dried eastern white cedar shingles (16 in.) enhance your house beauty and perfectly match with the environment. No other exterior siding can rival with real wood. Cedar's unique aspect and advantageous properties, such as its durability and excellent insulating factor, make it a choice material. Cedar shingles provide a warm cachet while being a great match for other noble materials, such as stone and brick. Even left untreated, kiln-dried cedar shingles naturally age with time and develop a wonderful silvery gray color, especially in coastal ocean area.

- SBS rsquared and rebutted natural kiln dried eastern white cedar shingles (16 in.) are shipped ready for installation
- Can be left natural (Will turn gray with time) or stained on-site
- Shingles measure approximately: 15-3/4 in. thickness: 3/8 in. (At the butt), 3-7/16 in. to 11 in. W
- Kiln dried for better wood stability and optimal stain adhesion
- Warranty: none - wood specie renowned properties only
- Shingles grade: clear B resquared and rebutted (No imperfections on exposed surface)
- Usage: siding material

- Sold by the box: 1-box of shingles covers 25 sq. ft. at 5 in. exposure (number of pieces vary)
- Eastern white cedar  
Select This Item
- Install shingles up to 3 times faster using the SBC installation tool - search for item # 203522233 shingle and shake easy installation tool
- California residents see Prop 65 WARNINGS

### Info & Guides

- [Installation Guide](#)

You will need Adobe® Acrobat® Reader to view PDF documents. [Download](#) a free copy from the Adobe Web site.

Live Chat

## Based on Your Interests



### PROJECT GUIDE

#### How to Build a Chicken Coop

Give your chickens a cozy, sheltered place to roost

[Read Our Guide](#)



### PROJECT GUIDE

#### Build a chicken coop, Pt. 1

If you want to raise chickens, you'll need to provide them with a cozy, well-sheltered place to roost.

[Read Our Guide](#)



### PROJECT GUIDE

#### How to Build a Dog

How to Build a Dog House

[Read Our Guide](#)

## Sponsored Products

Select This Item



**Silvermine Stone**  
6 in. x 24 in. Stone Veneer

(1)

**\$128<sup>00</sup>**

[Add To Cart](#)



**Silvermine Stone**  
6 in. x 24 in. Stone Veneer

(1)

**\$128<sup>00</sup>**

[Add To Cart](#)



**Silvermine Stone**  
6 in. x 24 in. Stone Veneer

(1)

**\$128<sup>00</sup>**

[Add To Cart](#)



**Silvermine Stone**  
6 in. x 24 in. Stone Veneer

(1)

**\$128<sup>00</sup>**

[Add To Cart](#)



**Silvermine Stone**  
6 in. x 24 in. Stone Veneer

(1)

**\$128<sup>00</sup>**

[Add To Cart](#)



**Greenfiber Low**  
Dust Cellulose Blown-In Insulation

(663)

**\$12<sup>98</sup>**

[Add To Cart](#)



**Cosco**  
Aluminum Step Ladder

**\$128<sup>00</sup>**

[Add To Cart](#)

## Specifications

Select This Item

### Dimensions

Actual Product Length (in.)

15.75

Actual Product Thickness (in.)

.375

Actual Product Width (in.)

3.44

Coverage Area (sq. ft.)

25 ft²

Nominal Product Length (in.)

15.75 [Select This Item](#)

Nominal Product Thickness (in.)

.375

Nominal Product Width (in.)

3.4375



## Details

Color Family

Brown / Tan

Fastener recommendation

Rust-resistant fasteners only (nails or staples)

Finish Type

Painted

Lumber Wood Species

Cedar

Material

Wood

Pressure Treated

No

Profiles

Shingle

Returnable

180-Day

Siding Features

Ready to Paint, Wood Grain Surface

Siding Type

Siding Shingle

## Warranty / Certifications

Manufacturer Warranty

None

[How can we improve our product information? Provide feedback.](#)

## Recently Viewed Items



**Unbranded** 4 in. x 4 in. x 8 ft. #2 Ground Contact



**SBC** 16 in. Long Natural Kiln Dried Eastern White

(151)



**NewTechWood** All Weather System 5.5 in. x 192 in.

(1)




**NewTechWood** All Weather System 5.5 in. x 192 in.

(0)



**Ply-Bead** Plywood Siding Plybead Panel (Nominal:

(281)



**NewTechWood** All Weather System 0.5 in. x 5.5 in. x

(1)



**NewTec** Weather 5.5 in. x

(1773)

## Explore More on Homedepot.com

### More Brands & Products

[Buy Xena Collection 2-Light Brushed Nickel Indoor Wall Sconce](#)

[Buy Framing Lumber 2025-12](#)

[Buy Simply Stated 21 5 in H x 17 5 in W I d Choose You Duos by KDM Framed Printed Wall Art](#)

[See More](#)




# Red Pavers: Belcrest 500 Paver

SPL ID: 20002130



PLANT 3 MOLDED BRICK	SIZE	STANDARDS	VALUE	COMP.	TEST REPORT
	Paver 2-1/4 x 3-5/8 x 7-5/8	C902 Abrasion Type C902 Application C902 Weather Class	I PA SX	-----	<a href="#">Contact Us!</a>
<b>Cleaning Recommendation</b>	Belden Brick recommends using dry brushing to clean this product. For specific stain removal, contact The Belden Brick Company.				



We're sorry.

We don't have any photographs of projects with this brick.


Have a project you'd like to submit?

[E-Mail us!](#)

[Hide Sizes](#)

SIZES	WIDTH	HEIGHT	LENGTH	UNITS / SQ. FT.
Paver 2-1/4 x 3-5/8 x 7-5/8	3 5/8 " / 92mm	2 1/4 " / 57mm	7 5/8 " / 194mm	5.21





Herringbone



**Ethereal White 6182 by Sherwin-Williams**

#colorographylab

SW 6258

**Tricorn Black**

Interior / Exterior

Location Number: 251-C1


FREE SHIPPING on Most Orders\*

OPEN BOX | SIGN IN | STORES | 800-782-1967



Search [icon] [icon] [icon] INSPIRATION [icon] SAVED [icon] CART 0

Similar Designs ^



Home / Outdoor Lighting / Contemporary / Possini Euro Design / Double Box 15 1/2" High Clear Glass And Bronze Wall Light - Style # 3X096

View All Outdoor Lighting



MOST POPULAR

### Double Box 15 1/2" High Clear Glass and Bronze Wall Light

51 Reviews | 43 Questions, 65 Answers

**\$149.99**

Comparable Value \$224.99

FREE SHIPPING & FREE RETURNS\*  
SHIPS TODAY! (orders by 5 PM Eastern)

1

ADD TO CART

SAVE

▼ MORE OPTIONS



VIEW IN YOUR ROOM

#### PRODUCT DETAILS

This outdoor light from Possini Euro Design comes with a vintage-look Edison bulb that lends it a wonderfully nostalgic look and feel.

- 15 1/2" high x 6 3/4" wide. Extends 5 1/2" from the wall. Distance from

**Additional Info:**

From Possini Euro Design, the handsome Double Box upright outdoor wall fixture features an outer frame of bronze finish metal and clear glass. Inside, a second frame of clear glass and an included Edison bulb offer a vintage touch. Together, they create a wall light that is worth your attention and will enhance your home's exterior spaces.



[Shop all Possini Euro Design](#)

mounting point to the top of the fixture is 7 3/4". Weighs 8.14 lbs.

- Includes one 60 watt vintage-look Edison filament bulb. Maximum 60 watt bulb.
- Double Box outdoor wall light from the Possini Euro Design® brand. Inspired by antique looks and industrial style fixtures.
- Bronze finish steel metal frame and accents. Clear glass panels.
- Wet location outdoor rated. Can be used indoors as well. Vertical installation only.

**MORE YOU MAY LIKE**

\$159.95



\$119.99



\$159.95



\$69.95



\$99.99

**RELATED ITEMS**

Industrial Atom 8" Wide LED Edison Bulb Mini-Pendant...

\$99.95



Flatiron 30" Wide Weathered Iron Pendant Light

\$1,474.00



Urban Barn 11 1/4" High Bronze Indoor-Outdoor Wall Light

\$69.99



Eco-Star 13"W Bronze Motion Sensor LED Security...

\$59.99

**RELATED VIDEOS**

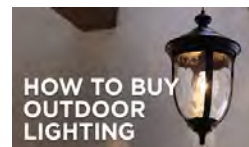
Best Wall Sconce Tips and Ideas



Outdoor Lighting Size Guide



Security Lighting



Outdoor Buying Guide

## Q &amp; A

Questions that need answers | My Posts

## ASK A QUESTION:

Start typing your question and we'll check if it was already asked and answered. [Learn More](#)

**QUESTION:** **How do I remove the outer box to clean the inside?**

Luis C on Jul 12, 2020

**ANSWER:** You could uninstall the light if you needed to clean it.[Reply](#) · [Inaccurate](#) · [Justin Z](#) Staff on Jul 12, 2020[Add Answer](#) · I Have This Question Too (0)**QUESTION:** **Hello. I have this light fixed in my house but I have no idea how to set it to light up every night. The electricians did a very poor job on that. Pls tell me how to set the light on and off function? Thank you.**

A shopper on May 19, 2020

**ANSWER:** This wall light is hard wired and turned on and off with a light switch.[Reply](#) · [Inaccurate](#) · [Justin Z](#) Staff on May 19, 2020[Add Answer](#) · I Have This Question Too (0)**QUESTION:** **How do I clean this light? I have one installed by my front door but have no idea how to clean the inside of the glass.**

Lindsay K on May 14, 2020

**ANSWER:** If needed, you can remove the outer and inner frame design to clean the wall lights glass.[Reply](#) · [Inaccurate](#) · [Dan T](#) Staff on May 14, 2020[Add Answer](#) · I Have This Question Too (0)**QUESTION:** **Does this lamp work with dimming capability?**

Kim D on May 9, 2020

**ANSWER:** You can dim this wall light.[Reply](#) · [Inaccurate](#) · [Justin Z](#) Staff on May 9, 2020[Add Answer](#) · I Have This Question Too (0)**QUESTION:** **I love my light , but the bulb presses against the back metal. Will this cause a problem?**

A shopper on Apr 28, 2020

**ANSWER:** If you cannot fix the wall light, contact our customer service team for a return-replacement.[Reply](#) · [Inaccurate](#) · [Justin Z](#) Staff on Apr 28, 2020[Add Answer](#) · I Have This Question Too (0)[SHOW 10 MORE QUESTIONS FOR THIS PRODUCT +](#)

## CUSTOMER REVIEWS

Review This Item For a Chance to Win \$500.00! [view rules](#)[Review More Purchases](#) | My Posts

4.4 / 5.0

51 Reviews

5 Stars	39
4 Stars	6
3 Stars	0
2 Stars	1
1 Star	5

Customer Gallery



Search reviews and questions

Sort by Most Helpful

**Great outdoor lamp!**

August 3, 2014  
Lee

Installation was easy. Attractive lamp and gave us plenty of light on the porch deck.

Pros: Attractive Design, Easy To Change Bulb, Weather Resistant, Area Of Illumination

Was this review helpful? (16) (0) • [Flag as Inappropriate](#)

**I would buy this product again**

May 27, 2015  
Cathy

Doesn't show rain/snow on inside of casing. Beautiful with Edison lightbulb.

Pros: Gorgeous, Attractive Design, Weather Resistant

Cons: NONE

Was this review helpful? (14) (0) • [Flag as Inappropriate](#)

Heavy quality and a good size. I really like the design!

September 6, 2017  
cindy f

Was this review helpful? (12) (0) • [Flag as Inappropriate](#)

*Purchased over 3 years ago*

**Satisfied with purchase**

September 14, 2017  
michael h

We purchased two of these lights and they look great. The lights were easy to install. Accessing the bulbs is easy as well. Happy with our purchase.

Was this review helpful? (12) (0) • [Flag as Inappropriate](#)

*Purchased over 3 years ago*

**Attractive, well built lighting.**

May 21, 2016  
Chucko

This light is attractive and sturdily built. I wired two of them to my low voltage landscape system using a 12v lamp. It looks so good that I am going to replace my 120v outdoor sconces with these.

Pros: Attractive Design, Weather Resistant

Was this review helpful? (9) (0) • [Flag as Inappropriate](#)

SHOW 10 MORE REVIEWS FOR THIS PRODUCT +

[Home](#) / [Lighting](#) / [Outdoor Lighting](#) / [Security Lights](#) / [Flood Lights](#)

Internet #203716689    Model # DF-5416-BK-A    Store SKU #703390



**Hyattsville**

✓ 9 in stock | Aisle: 40 Bay: 007 | [Text to Me](#)

[Save to Favorites](#)

**Defiant**

180 Degree Black Motion-Sensing Outdoor Security Light

(813) [Write a Review](#)

**\$34<sup>97</sup>**

Save up to \$100<sup>o</sup> on your qualifying purchase.  
[Apply for a Home Depot Consumer Card](#)

Fixture Color/Finish: **Black**



**How to Get It**


<p><b>Store Pickup</b> Available</p> <p><b>FREE</b></p>	<p><b>Ship to Home</b> Get it by Fri, Sep 25</p> <p><b>Free with \$45 Order</b></p>	<p><b>Scheduled Delivery</b> As soon as Tomorrow</p> <p><b>\$24.99</b></p>
---	---	--

9 in stock at **Hyattsville**.



Curbside pickup available.

[Check Nearby Stores](#)

 Due to order volume, this item may not be available for pickup until **tomorrow**.

**Protect This Item**  
Add 2 year protection plan / \$6.00  
[What's Included](#)

**Get In-Home Installation**  
Powered by Pro Referral  
[What to Expect](#)

 Live Chat

- 1 +

Add to Cart

Your Fastest Checkout  
[Turn on Instant Checkout](#)

— or —

Buy now with

We're unable to ship this item to homes and stores in: GU, PR, VI

Product Overview 

Hardwired spotlight featuring wall or eave-mount installation  
180-degree motion detection with up to 70 ft. range  
Compatible with two 120-watt PAR38 light bulbs

**Model #:** DF-5416-BK-A

**Sku #:** 703390

**Internet #:** 203716689

Keep your home safer with 180° Outdoor Motion Security Light. Featuring DualBrite 2-Level Lighting, this security light is perfect for driveway and garage areas. Installs easily so you can use it right away and the user-friendly adjustable settings make it easy to direct the light and sensor directions areas.

- Compatible with the following bulb types (bulbs not included): PAR38 incandescent and select PAR38 dimmable LED outdoor-rated (current Home Depot LED compatible bulb – sku# 1002313960)
- Wall or eave mount

- DualBrite 2-level lighting which offers accent lighting for selected time when no motion present and full bright light for security purpose when motion is detected
- Selectable motion timer of (test, 1, 5, 20 minutes) to optimize energy usage when motion detected
- Durable metal base construction for long lasting performance
- Adjustable lamp heads and motion sensor for directional aiming capability
- Photocell ensures night time operation only for efficient energy usage
- Manual override option allow light to operate constantly for selected period of time
- Light shields provide bulb protection for long life bulb
- Uses 2 - 120-Watt PAR38 bulbs (not included)
- 180° motion activated sensor
- Operating temperature reange: -25°C (-13°F) to +50°C (+120°F)
- [Click here for more information on Electronic Recycling Programs](#)



## Info & Guides

- [FAQ](#)
- [Instructions / Assembly](#)
- [Troubleshooting Guide](#)
- [Warranty](#)


Shop This Collection from Defiant



Live Chat



Get Everything You Need



### Sponsored Products



**GAMA SONIC** 6-Watt 140-Degree Dark Grey Motion

(5)

**\$109<sup>99</sup>**

[Add To Cart](#)



**GAMA SONIC** 12-Watt 140-Degree Dark Grey Motion

(18)

**\$169<sup>97</sup>**

[Add To Cart](#)



**Gama Sonic** Baytown II Bulb White Solar

**\$179<sup>97</sup>**

[Add To Cart](#)



**Gama Sonic** Baytown II Bulb 1-Light White LED

(4)

**\$119<sup>97</sup>**

[Add To Cart](#)



**GAMA SONIC** Baytown II Solar Black Integrated

(13)

**\$179<sup>97</sup>**

[Add To Cart](#)

[Live Chat](#)

### Specifications



## Explore More on Homedepot.com

Home Remodeling

[Shop Metallic Welded Wire Fencing](#)

[Shop Bamboo Garden Fencing](#)

[Shop Attic Ladders](#)

[See More](#)