



**Coast to Coast**

*Your Caravan Store with MORE !!*



**2019 CATALOGUE**

## ORBIT AIR COMET ANNEXE 325 LOW

The Orbit Air Comet Annexe is a perfect choice for any camper, who wants robust annexe that provides extra space, style and convenience without having to pay high price or carry a lot of extra weight.

**NEW**



See More on Page 015

## GCI PICO ARM CHAIR - NAVY

GCI Outdoor provide high-quality, feature-rich products that inspire you to get outdoors. Renowned for their innovation, GCI's range of outdoor furniture is ideal for camping, RV'ing, fishing, and watching sports.

**NEW**



See More on Page 065

1

**AIR CONDITIONERS** (Product Group - 100)

Aircommand	005 - 007
Dometic (including heating)	007 - 009
Truma	007 - 009

**PRIVACY ROOMS** (Product Group - 150)

Fiamma	010 - 011
Coast Awning Wall Kits	012 - 013
Orbit Annexes	014 - 016

**AWNINGS & ACCESSORIES** (Product Group - 200)

Fiamma Awnings	017 - 022
Fiamma Adapter Brackets	022
Awning Accessories	023 - 025, 030 - 033
Fiamma Awning Spare Parts	026 - 029
Floor Matting	034 - 035
Sunscreenes	036 - 038
Carefree Awnings and Accessories	039 - 047

**BUILDING MATERIALS** (Product Group - 250)

Caravan Bed Frames	048
Canopy Lift Mechanisms	049
Pop Top & Camper Parts	050 - 051
Aluminium Extrusion & Mould Infills	051 - 053
Aluminium Cladding	053
Tape Foam	054
Lippert Slide Out Rooms	055 - 056

2

**CAMPING EQUIPMENT** (Product Group - 300)

Camping Accessories	060 - 064
CGI Outdoor Furniture	065 - 067
Coast Outdoor Gazebo	068
Beaver Cookware	069
RV Kitchenware	070
Palm Drinkware and Kitchen Accessories	071 - 075

**CAR ACCESSORIES** (Product Group - 350)

Towing Accessories	076 - 081
Towing Mirrors	081 - 084
Brake Controllers	085 - 089
Fiamma Carry Bikes and Accessories	089 - 093
Hayman Reese Hitches	094 - 096
Eaz Lift WDH and Accessories	097 - 101
Tips For Safer Towing	102 - 103
RV Coaster	104
Throttle Controllers	105

3

**CARAVAN ACCESSORIES** (Product Group - 400)

Scout Guard and Dinnerware	110 - 111
Caravan Accessories	111 - 118
First Aid	118 - 119
Table Legs and Components	119 - 121
Picnic Tables	122 - 123
Roof Racks	124 - 125
Security Handles	126
Bed End and Storage Pockets	127
Tatkraft Accessories	128 - 129
ADCO RV Covers & Tyre Guards	130 - 132
Cleaning Products	132 - 133

**CHASSIS EQUIPMENT** (Product Group - 450)

Trail-A-Mate	133 - 134
Jacks and Levels	134 - 139
Jockey Wheels and Accessories	140 - 142
Trailer Locks	142 - 143
Steps	143 - 145
Wheel Spats	146
Hub Kits and Accessories	147
Bearings	148 - 150
Level Indicators	151
Caravan Movers	152
Shackles and Alko Couplings	153 - 155
Corner Steadies	155 - 156
Shackle Pins and Nuts	157
Tow Ball Scales	158
Purpleline Levellers and Security	159 - 162
Milenco Levellers	162 - 163
Stone Shields	164 - 165

4

**ELECTRICAL EQUIPMENT** (Product Group - 500)

Fans and Smoke Alarms	170
Battery Supplies	171 - 175
Power Inlets & Outlets	187 - 190
Power Points & Switches	188 - 192
Electrical Leads	192 - 193
CMS Equipment	193 - 195
15amp - 10amp Adaptors	195 - 196
NARVA Accessory Sockets	169 - 197
Solar Panels	198 - 199
Tyre Inflators (Air Compressors)	200
Trailer Plugs and Sockets	200 - 203
Cable Ties	203
Caframo Fans	204 - 205
Briggs and Stratton Generators	206 - 208
Pressure Cleaners	208 - 209

**LIGHTING EQUIPMENT** (Product Group - 500)

Lights and Lenses	175 - 177
Truck and Trailer Lighting	177 - 181
Led Bulbs	182 - 183
Reflectors	183 - 184
Sphere™ Wireless Lighting	185 - 186

**GAS EQUIPMENT** (Product Group - 550)

Gas Regulators and Hoses	210 - 213
Gas Unions, Nuts and Valves	213 - 216
Gas Cylinders and Cradles	216
Gas Detector	216

5

**CARAVAN HARDWARE** (Product Group - 600)

Coast Access Doors	220 - 222
Grab Handles and Cabin Hooks	222 - 223
Thetford Service Doors	223 - 224
Rosettes, Nickels and Door Locks	225 - 227
Valterra Access Hatches	227
Window Parts	227 - 228
DGN Hinges	228 - 229
Caravan Cleaners, Touch Up Paint and Sealers	229 - 234

**HATCHES & VENTS** (Product Group - 650)

Elixir Mini Vent	234
Ventline Vents and Spares	234 - 236
Unimaxx Replacement Vent Lids	235 - 236
Four Seasons Hatch and Spares	236 - 237
Fantastic Vents and Spares	237 - 238
Fiamma Hatches, Vents and Hatch Spares	238 - 240
MaxxAir Ventilation	240 - 241
Exterior, Rotary and Scupper Vents	241 - 242

6

**MAJOR APPLIANCES** (Product Group - 700)

Rangehoods	246
Washing Machines and Spare Parts	247 - 249
Fridge Fans	250
Waecco Refrigeration	250 - 254
Dometic Refrigeration and Accessories	254 - 257
Thetford Refrigeration	258 - 261
Thetford Cooking Appliances	261 - 266
Smev Cooking Appliances	266
Lido Stove	267
Barbeques	267 - 268
Sphere Microwaves	268
My Coolman Fridges	269 - 270
Sphere RVX Fridge Freezers	271 - 273

7

**PLUMBING** (Product Group - 800)

Shurflo Pumps and Parts	278 - 282
Lockable Water Fillers	283 - 284
Waste Hose and Drinking Hose	284 - 287
Water Tanks	287 - 290
JG Plumbing Fittings	290 - 296
Plastic Plumbing Fittings	296 - 301
Fuel Safe Cans	301
Accumulator Tanks	301
Tank Monitors and Cleaners	302 - 303
Thetford Sinks, Smev Sinks and Acrylic Sinks	304 - 306
Shower Hoses, Mixers and Hand Pumps	307 - 308
Shower Bases and Bathroom Modules	308 - 309
Faucets	309 - 310

**TOILETS** (Product Group - 850)

Fiamma Bipots and Thetford Porta Pottis	311 - 313
Thetford Additive Cleaners	314 - 316
Toilet Tissue	316
Thetford Cassette Toilets	317 - 319
Thetford Toilet Accessories and Spares	320 - 322
Valterra Hoses, Valves and Fittings	322 - 323
Camco Sewer Fittings and Fittings	323 - 325
Fiamma Waste Tank	326
Toilet Deodorisers	326 - 327

8

**TV EQUIPMENT** (Product Group - 900)

Winegard Antenna and Spares	332 - 337
Foldaway Antenna and Accessories	337
Happy Wanderer Antenna and Spares	337 - 338
Signal Boosters	339
Reversing Cameras	339 - 341
Sphere™ Entertainment	341 - 344
Sphere™ Satellites	345 - 346
Fusion Entertainment	347 - 350
Furriion Audio/Visual Entertainment	351 - 355

**WATER HEATERS** (Product Group - 950)

Suburban HWS Range	356 - 361
HWS Maintenance Accessories	362
Suburban Nautilus HWS and Accessories	363 - 366

**INDEX** 346 - 356

## SUBURBAN NAUTILUS ON DEMAND WATER HEATER

Enjoy endless hot water with Suburban's NAUTILUS On Demand RV Water Heater. Say "good-bye" to waiting for water to reheat in a conventional tank. Showers and baths are best enjoyed slowly, so live free from the restraints of limited hot water supplies. Dishes and even the laundry can be done with an infinite supply of hot water whenever and wherever, simultaneously from every fixture.

With no storage tank to heat water, the NAUTILUS On Demand RV Water Heater reduces weight and increases efficiency by only operating when the need for hot water arises.



**NEW**

See More on Page 363

## CAREFREE TRIPLE BLACK AWNING RANGE

It is a simple to use manual, spring loaded, rollout awning featuring a vinyl weatherguard as previously mentioned.

Sizes vary - the 11' - 14' awnings project up to 7' 3" (2.21m), while the awnings from 15' - 20' project up to 7' 6" 3/4" (2.30m).



**NEW**

See More on Page 042

## COAST BIKE RACKS

Coast to Coast's new range of Bike Racks feature a compact and sturdy design, excellent quality, well thought-out usability and outstanding value.

Coast Bike Racks are supplied pre-assembled for easy DIY installation and are specially designed to suit both Jayco and Coast to Coast adjustable roof racks.

Coast Bike Racks are an affordable and convenient solution to take your bikes with you on your next trip.



**NEW**

See More on Page 125

# SECTION 1



## AIR CONDITIONERS

(Product Group - 100)

Aircommand	005 - 007
Dometic (including heating)	007 - 009
Truma	007 - 009

## PRIVACY ROOMS

(Product Group - 150)

Fiamma	010 - 011
Coast Awning Wall Kits	012 - 013
Orbit Annexes	014 - 016

## AWNINGS & ACCESSORIES

(Product Group - 200)

Fiamma Awnings	017 - 022
Fiamma Adapter Brackets	022
Awning Accessories	023 - 025, 030 - 033
Fiamma Awning Spare Parts	026 - 029
Floor Matting	034 - 035
Sunscreens	036 - 038
Carefree Awnings and Accessories	039 - 047

## BUILDING MATERIALS

(Product Group - 250)

Caravan Bed Frames	048
Canopy Lift Mechanisms	049
Pop Top & Camper Parts	050 - 051
Aluminium Extrusion & Mould Infills	051 - 053
Aluminium Cladding	053
Tape Foam	054
Lippert Slide Out Rooms	055 - 056

**100-00004****DOMETIC ALUMINIUM H-FRAME**

Distributes the weight of your Dometic B1900S, B2200, B3000 Plus or Truma Aventa air conditioner.

Cut Out Size: 400L x 400W (mm)


H-Frame Size: 2400L x 750W (mm)

**100-00082****UNIVERSAL AIR CONDITIONER GASKET KIT**

Acts as a seal between your air conditioner and your roof to limit rain from entering where the air conditioner has been installed. The kit includes a self adhesive square gasket [356L x 356W (mm)] and x2 self adhesive levelling pads.

**100-00006****ALUMINIUM H-FRAME**

Specifically designed to use when installing an Aircommand Sparrow onto pop tops or caravans.



**100-00100****AIRCOMMAND IBIS 3 3.1KW LOW PROFILE REVERSE CYCLE ROOF TOP A/C**

The low-profile Dometic Aircommand Ibis 3 represents an upgrade to the very popular Ibis model. With many outstanding features including an increased cooling capacity to 3.1kw and, more significantly, a 50 % increase in actual air flow for a faster, more uniform temperature control in your vehicle. While the earlier Ibis is renowned for its low operating noise, the Ibis 3's noise has been further reduced by 8 dB(A) on high fan. With reverse cycle cooling and heating, the Ibis 3 offers year-round comfort. A self-adjusting connection duct facilitates an easy "one-click" installation on a range of roof thicknesses. Convenience is boosted further by the remote control operation. With powerful air flow in four directions, the Ibis 3 achieves a comfortable climate with speed and efficiency.

**Specifications**

**Dimensions Product Depth:** 1120mm

**Dimensions Product Height:** 222mm

**Dimensions Product Width:** 848mm

**Net Weight:** 48kg

**Input Voltage (AC):** 240V

**Input Frequency:** 50Hz

**Cooling Capacity (ISO 5151):** 2700W

**Heating Capacity (ISO 5151):** 2400W

**100-00221****AIRCOMMAND HERON Q SILVER SPLIT SYSTEM A/C**

The compact Heron 3Q is a reverse cycle, split-system air conditioner with an easy to install condenser box, suitable for small to medium vehicles. Blower speed is easily controlled via the electronic LED control panel with remote control.

- > The air handler is installed in the overhead cupboard while the condenser unit is fitted from the outside of the van, providing fitting flexibility
- > Electronic LED control panel and fully functional remote control
- > Horizontal and vertical air adjustment
- > Reverse cycle cooling and heating
- > Must be connected and commissioned by a licensed air conditioning technician
- > Will operate on most premium brand inverter type generators (check with generator supplier for compatibility)
- > Highest capacity split system air conditioner designed for the larger pop top caravans

**Specifications**

**Dimensions Product Depth:** 250mm

**Dimensions Product Height:** 240mm

**Dimensions Product Width:** 380mm

**Net Weight:** 41kg

**Input Voltage (AC):** 240V

**Input Frequency:** 50Hz

**Cooling Capacity (ISO 5151):** 2300W

**Heating Capacity (ISO 5151):** 2300W



**100-00252****AIRCOMMAND MK2 CORMORANT 3.5KW  
REVERSE CYCLE ROOF TOP A/C**

The Dometic Cormorant has a very high capacity for an RV air conditioner. The unit boasts fully functional remote controls and has a full reverse cycle function with electronic defrost to allow operation in low temperatures. Created for the Australian market, it is an affordable and efficient reverse cycle roof top air conditioner that is packed full of features. Perfect for those who are interested in an economical form of heating with low ambient operating features.

- > Very high capacity for a caravan air conditioner
- > Boasts fully functional remote controls
- > Reverse cycle is highly efficient and provides one of the most economical forms of heating
- > Flip-down electronic LED control panel
- > Will operate on most premium brand inverter type generators (check with generator supplier)
- > Fitted with built in compressor protection against intermittent power supply
- > Designed to dehumidify the air

**Specifications**

**Dimensions Product Depth:** 985mm  
**Dimensions Product Height:** 360mm  
**Dimensions Product Width:** 670mm  
**Net Weight:** 40kg  
**Input Voltage (AC):** 240V  
**Input Frequency:** 50Hz  
**Cooling Capacity (ISO 5151):** 2800W  
**Heating Capacity (ISO 5151):** 2600W

**100-00264****AIRCOMMAND MK4 SPARROW 2.0KW  
REVERSE CYCLE A/C**

The Dometic Aircommand Sparrow reverse cycle heat pump roof top air conditioner is a lightweight rooftop style unit. From camper trailers to pop top caravans, the Sparrow will deliver cooling comfort and wonderful warmth in the winter months (it even features Aircommand's defrost function allowing the system to operate in temperatures as low as -5 °C). This lightweight unit comes with modern necessities such as a flip down climate control panel, remote control with sleep timer and dehumidify functionality, plus a super low profile. This air conditioner has unmatched efficiency and provides one of the most economical forms of heating. The Sparrow provides both heating and cooling as well as filtered and dehumidified air. Its lightweight design makes it suitable for a range of applications that the bigger units are unable to achieve.

- > Lightweight - suitable for smaller caravans and pop tops
- > Flip-down electronic LED control panel and remote control
- > Low profile rooftop unit with modern look
- > Three blower speeds
- > Automatic de-ice setting for low ambient heating operation at down to -5 °C
- > Will operate on most premium brand inverter type generators (check with generator supplier for compatibility)

**Specifications**

**Dimensions Product Depth:** 968mm  
**Dimensions Product Height:** 215mm  
**Dimensions Product Width:** 560mm  
**Net Weight:** 31kg  
**Input Voltage (AC):** 240V  
**Cooling Capacity (ISO 5151):** 1700W  
**Heating Capacity (ISO 5151):** 1700W





**100-00311****AIRCOMMAND EURO AIR CONDITIONER ADAPTOR**

The Aircommand Euro adaptor reduces the hole size from 400mm x 400mm to 360mm x 360mm, suitable for Aircommand Ibis, Cormorant and Sparrow air conditioners only.

**100-02024****DOMETIC FJ3200 FRESHJET AC+ADB. FJ3200-ADB-KIT**

One of the best motorhome and caravan air conditioners, the Dometic Freshjet 3200 has a powerful and dependable capacity for cooling and heating! The Freshjet 3200 can also be used as a duo unit for creating separate climate zones in larger vehicles. The air conditioner can even be adjusted to the roof thickness of the vehicle for perfect air conditioning.

- > Dimensions: 650 x 248 x 980 mm
- > Four air vents for even air distribution
- > Low-profile air distribution box of only 47 mm
- > High operating temperature range of 0°C to +52°C
- > Suitable for 400 x 400 mm roof openings

**Specifications**

**Dimensions Product Depth:** 980mm  
**Dimensions Product Height:** 248mm  
**Dimensions Product Width:** 650mm  
**Net Weight:** 37kg  
**Input Voltage (AC):** 220-240V  
**Cooling Capacity (ISO 5151):** 2800W  
**Heating Capacity (ISO 5151):** 3300W  
**Power Consumption - Cooling Mode (ISO 5151):** 1300W  
**Power Consumption - Heat Pump (ISO 5151):** Display 1360W

**100-02100****TRUMA AVENTA COMFORT REVERSE CYCLE AIR CONDITIONER**

The new Truma Aventa is quite powerful with a surprisingly slim and attractive plenum. It offers 1700W of heating power and a powerful 2400W of cooling capability. Its energy saving heat pump ensures a comfortable temperature inside your RV (provided the outside temperature is greater than 40°C), and it provides dehumidified, cleaned air thanks to its air filter system. The Truma Aventa cools the inside of your RV quickly and quietly. Its flexible air distribution system allows you to direct the air where it is mostly needed, thus cooling efficiently. It even has a sleep mode function; if this is selected, the evaporator and condenser fans will run slower, resulting in even quieter operation for a restful sleep. The plenum has LED lighting which can be dimmed if ambience is required. It is suitable for RVs up to 7.5m in external length and comes with a remote control with a programmable timer function. Dometic offers a 2 year warranty on the Truma Aventa Comfort.

**Specifications**

**Electrical Rating (single phase):** 240V, 50Hz  
**Nominal Cooling Capacity:** 2.4kW  
**Nominal Heating Capacity:** 1.7kW  
**Max Rated Current - Cooling:** 4.2A  
**Max Rated Current - Heating:** 3.7A  
**Max Air Delivery:** 400m<sup>3</sup>/hour  
**Installed Weight:** 33kg  
**Dimensions:** 248H x 523W x 1008L (mm)  
**Air Dimensions:** 46H x 670W x 523L (mm)  
**Operating Temperature Range:** +4°C to +40°C



**100-02306****DOMETIC HARRIER INVERTER ROOF TOP AC + ADB HARRIER INVERTER KIT**

The new Dometic Harrier Inverter raises the bar in efficient and powerful RV rooftop air conditioners. Featuring the first use of an Inverter compressor in an RV application, the Dometic Harrier Inverter can help eliminate start-up current issues when running from generators or when current supply is restricted.

The Dometic Harrier Inverter has a variable speed compressor that is extremely quiet, even when running at maximum speed and has a powerful 3.1kW cooling capacity (tested to ISO5151) making it the most powerful in its class.

The compressor in the Dometic Harrier Inverter slows down or speeds up in order to maintain the output as needed and in turn reduces energy consumption to the minimum required as well as noise and vibration. In addition to its efficiency, the new Dometic Harrier Inverter also has a number of useful comfort features including remote controlled oscillating vents and cold plasma air purification.

The innovative sleep mode function also reduces the compressor speed, in addition to the usual fan speeds, to further reduce the noise and vibration levels while sleeping.

In another unique feature, the Dometic Harrier Inverter is suitable to fit to 360x360mm and 400x400mm roof openings straight out of the box without the need for additional components or accessories.

**Quality Features**

- > Highly efficient inverter technology
- > Timer function and sleep mode
- > Oscillating outlet doors
- > Cold plasma air purification
- > Fitment to both 360 and 400 roof opening sizes possible
- > Low start-up current
- > Extremely quiet operation both inside and outside the RV

**Specifications**

**Best for Vehicle Length:** Up to 7m

**Electrical Rating:** 230V

**Nominal Compressor Capacity:** 3.7kW

**Cooling Capacity:** 3.1kW

**Heating Capacity:** 2.8kW

**Cooling Current Draw:** 6.5A

**Heating Current Draw:** 5.2A

**Operating Temperature Range:** -2°C - +52°C

**Airflow:** 649m<sup>3</sup>/h

**External Dimensions:** 750W x 280H x 1070D (mm)

**Internal Dimensions:** 500W x 66H x 520D (mm)

**Roof Opening:** 360W x 360/400H x 400D (mm)

**Roof Thickness:** 30 - 60mm

**Weight:** 45kg

**Number of Blower Speeds:** 3

**Remote Control:** Yes



## TRUMA AIR HEATING SYSTEM

The new compact Truma heater for motorhomes, caravans and vans.

The Truma VarioHeat eco is an extremely compact and lightweight heater of the latest generation. It is very powerful and heats your vehicle to the required temperature very quickly. Thanks to the various functions, you can always set the heater to your precise requirements.

- > Powerful caravan heater with two outputs levels
- > Automatic regulation of the heating output depending on the set temperature
- > Lightweight, requires little space
- > Even heat distribution in the vehicle via air outlets
- > Exact setting of the requires room temperature
- > High air throughput for very quick heating

**100-02130**

### TRUMA VARIOHEAT GAS AIR HEATING SYSTEM - VARIOHEAT-KIT

Includes a basis air kit and is a complete single outlet unit.



**100-02136**

### TRUMA VARIOHEAT ADDITIONAL SET WARM AIR

If a second outlet is required an additional ducting set can be purchased. A Truma VarioHeat with two outlets will consist of 100-02130 + 100-02136



**100-02062**

### DOMETIC DUCTING T/S SAPHIR AND CLIMASTER - 15M



**100-02064**

### DOMETIC DIESEL HEATER DUCTING 60MM T/S D2 - HEATER SOLD PER METRE



**100-02150**

### DOMETIC E6942 VER2 AIRTRONIC D2 DIESEL HEATER W/H MOD

With smooth controllability the AIRTRONIC D2 delivers 2.2 kW of hot blown air, automatically reducing the heat and the fan speed as the temperature rises for quiet operation and fuel economy.

#### Specifications

Weight: 2.7kg

Depth: 310mm

Width: 115mm

Height: 122mm

Electrical Power Consumption: 8 - 34 watts

Voltage: 12 or 24 volts



**100-02058**

### DOMETIC BLACK FUEL TANK FOR DIESEL HEATER

A slimline storage canister that holds up to 10L of diesel to run your Dometic heater. It has three bolting points to avoid spillage.



## FIAMMA PRIVACY ROOMS

In fifteen minutes you double the space available for your family. The widened windows, rounded forms and the insertion of grey tones make the product more elegant and modern. The quality materials and the extremely resistant structure guarantee the functionality and sturdiness of the product already appreciated by campers.

### Windows

Front and side panels are composed of openable crystal windows, equipped with mosquito net and a velcro strip for safe closing of the window.

### Structure

Fast Clip, for a safe, quick and easy installation. The system works with the principle of the two profiles hinged with the spring-system Quick Lock and fastened in the Sandwich way. Made of anodized aluminium. The anti-wind support Magic Privacy is optionally available for perfect stability.

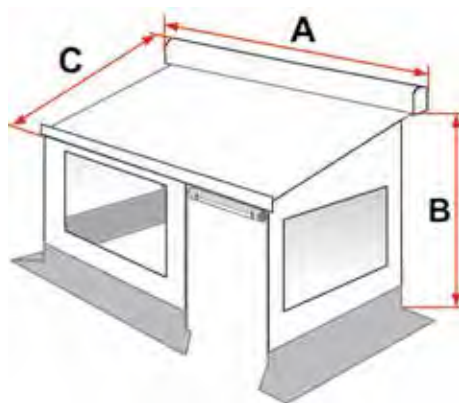
### Colours and Materials

UV resistant, waterproof and washable vinyl fabric, colour: white and grey.

### Front Panel

Front panels are interchangeable. This means that door and window can be mounted on either the left hand side or on the right hand side.

Part Number	Description	Awning Length (A)	Height from Ground (B)	Weight
150-02302	300 Medium	300cm	225-250cm	24.5kg
150-02304	350 Medium	350cm	225-250cm	24.9kg
150-02306	400 Medium	400cm	225-250cm	25.4kg
150-02308	450 Medium	450cm	225-250cm	25.9kg
150-02310	300 Large	300cm	251-280cm	24.7kg
150-02312	350 Large	350cm	251-280cm	25.2kg
150-02314	400 Large	400cm	251-280cm	25.7kg
150-02316	450 Large	450cm	251-280cm	26.2kg
150-02318	500 Large	500cm	251-280cm	26.7kg
150-02320	550 Large	550cm	251-280cm	27.2kg



### 150-01200

#### FIAMMA VEHICLE DRAUGHT SKIRT

Great for protection against wind or rain. The Draught Skirt comes with an installation kit which includes snap fasteners and even has skirting protection for your wheels. It can be shortened if required.

Dimensions: 550L x 60Hcm



**150-02200N**  
**FIAMMA SIDE W PRO**

Fiamma's side panels can be installed on either side of a Fiamma awning. Suitable for use on F45 awnings from 3m long with 2.5m extension.



**200-08096**  
**FIAMMA SIDE W PRO CARAVAN STORE**

Side panel with a large full light Crystal window and vinyl extension to the floor. Made of rot-proof vinyl, washable fabric with UV protection. Simple to install. Delivered as standard with telescopic tension rafter and elastic hooks and pegs. From 2.25m and above.



**150-02250N**  
**FIAMMA DUCATO REAR DOOR COVER**

An enclosure for the rear doors of Fiat Ducato, Citroen Jumper, Peugeot Boxer and Mercedes Sprinter (with high roof built after June 2006). It is quick to install and is supplied with side panels and a front enclosure that can be rolled up. A double rail is attached to the water gutter of the Ducato whilst the aluminium rafter blocks the opening of the two rear doors and hence keeps the fabric taut. Standard delivered with: double rail, awning with front and side panels, rafter (for stability) and a kit with elastic tension ropes.

**Weights:** 3.3kg



## COAST AWNING WALL KITS



An inexpensive alternative for Pop Top and Caravan owners to extend your living space whilst on holiday. Innovative design has ensured that each Coast Awning Wall Kit is supplied with three doors (one on each wall), giving you flexibility on which side to open up for access. Suitable for rollout awnings (from 11ft - 18ft) these Awning Wall Kits are made from polyester; not only is polyester easy to wash and dry but it is known for its strength and durability.

### Benefits at a glance

- > Each window comprises three components: an outer polyester flap, Clear PVC and a flyscreen allowing for permanent airflow minus the insects!
- > Installation is flexible (i.e. it can be fitted using telescopic poles or sail track)
- > A draught skirt and wheel kit is provided with each kit, these are made from a light weight grey PVC
- > Adaptable to suit awnings with its guide track at up to 9ft (2.7m) in height and projections of up to 8ft (2.4m)

### Specifications

The walls are constructed of weaved Polyester yarns (0.46mm thick).

The windows are made from clear PVC with a 0.27mm thickness.

The side wall and front wall mudflaps are manufactured from a non-fraying, grey PVC with webbing.

The draft and wheel covers are made from a light weight grey PVC with webbing.

Part Number	Description
<b>150-03070</b>	To Suit 11' Rollout Awning
<b>150-03000</b>	To Suit 12' Rollout Awning
<b>150-03010</b>	To Suit 13' Rollout Awning
<b>150-03020</b>	To Suit 14' Rollout Awning
<b>150-03030</b>	To Suit 15' Rollout Awning
<b>150-03040</b>	To Suit 16' Rollout Awning
<b>150-03050</b>	To Suit 17' Rollout Awning
<b>150-03060</b>	To Suit 18' Rollout Awning



Awning Wall Kit shown has been installed on a Caravan

## COAST KIRRA ANNEX AWNING AND INNER TENT KIT SET

# 1

KIRRA ANNEX AWNING



The Coast Kirra Annex is a must for all motorhomes, vans and caravans that want the convenience of an additional living area but still have the use of the vehicle while camping. This unique drive-away annex can be pitched and left free standing and is easily attached to most vehicles. This has been designed with Australia in mind and comes with a list of true features which will make any camper smile.

### 150-05014

#### COAST KIRRA ANNEX AWNING AND INNER TENT KIT SET

- › Ideal for VW Kombis, Fiat Ducato, Ford Transit vans, Hi-ace, VW transporter range etc.
- › Removable Velcro spline which makes separating the vehicle and tent easy when using rope track
- › Colour coded floor tabs makes it quick and easy to attach the floor
- › Connects easily to vehicles when using rope track
- › Multi fit elastic side when attached to vehicle
- › Large Flyscreen Windows
- › Inner tent kit creates two rooms within
- › Open Air-flow design
- › Awnings over access areas
- › Sealed Zip-In tubed flooring
- › 8ft (240cm) High Ceiling
- › Dual access on either side
- › Double sided front door
- › Two clear windows with roll up blinds
- › Hi-Vis guide ropes
- › Complete with inner tent - creating two rooms
- › Sleeps up to 4
- › Vehicle Height Attachment 180-225cm and 235-280cm

#### Specifications

External foot print: 240 x 340cm

Inner foot print: 210 x 340cm

Internal Height: 210cm

Pack Size: 50cm x 80cm

Weight: 25.9kg

### 150-05010

#### COAST KIRRA ANNEX AWNING ONLY

### 150-05012

#### COAST KIRRA ANNEX INNER TENT ONLY



## ORBIT ASTRO ANNEXE



The Orbit Air Astro Annexe is an inflatable annexe suitable for various caravans and camper trailers.

It is manufactured using high-strength waterproof 300D micro weave poly cotton canvas. Its lightweight structure and modern curved design make it very robust for optimal performance in high winds. The Orbit Air Astro Annexe provides an additional living or storing area while camping or caravanning.

It protects you, your family, your friends and your gear from weather, dirt and insects. It is spacious and filled with light, while offering superior UV protection. Setting-up the Orbit Air Astro Annexe is simple and easy for anyone! You won't believe how soon your annexe will be set up leaving you to kick back and enjoy your caravanning adventures. The Orbit Air Astro Annexe comes in 2 different heights to suit a multitude of caravan or camper trailer sizes: there is a "low" version for touring caravans and campers, and a "high" version for off-road variants

### Features

- > Inflatable for easy set-up
- > Roof beam structure for simplistic rigidity
- > Waterproof 300D micro weave poly cotton canvas
- > Superior UV protection: UPF50+
- > Excellent ventilation
- > 3-layered window system (mesh, plastic & canvas)
- > Super quick to set up and take down
- > Wind skirt, ground sheet and dirt skirt included
- > Plastic LED sleeve for fitting an optional LED light strip
- > Pre-attached storm buckles and webbing straps
- > Sail track included
- > Hand pump with pressure gauge included
- > Adjustable ladder bands and steel pegs included
- > All packed in a practical carry bag

**150-06000**

**ORBIT AIR ASTRO ANNEXE 325 LOW**

**150-06002**

**ORBIT AIR ASTRO ANNEXE 325 HIGH**







The Orbit Air Comet Annexe is a perfect choice for any camper, who wants robust annexe that provides extra space, style and convenience without having to pay high price or carry a lot of extra weight.

The Orbit Air Comet is a comprehensive, single-inflation point caravan annexe, manufactured using waterproof 300D micro weave poly cotton canvas.

It is lightweight with a modern curved design, which provides robustness for optimal performance in high winds. The Orbit Air Comet Annexe provides extra living space for family, friends or your gear and protection from weather, dirt and other social undesirables. It is spacious and light-filled, offers superior UV protection and is very simple to set up and take down, which makes it both convenient and also family-friendly. An optional detachable extension room is available for the Comet - the Orbit Air Capsule. This can be fitted at either, or both ends of the Orbit Air Comet Annexe, to create even more useful living or storage space. The Orbit Air Comet Annexe comes in 2 different heights to better suit camper trailers: there is a "low" version for touring campers, and "high" version for off-road variants.

### Features

- > Single inflation point for easy set-up
- > Roof air beam structure for simplistic rigidity
- > Waterproof 300D micro weave poly cotton canvas
- > Superior UV protection: UPF50+
- > Excellent ventilation
- > 3-layered window system (mesh, plastic & canvas)
- > Super quick to set up and take down
- > Wind skirt, ground sheet and dirt skirt for extra protection included

- > Plastic LED sleeve for fitting an optional LED light strip
- > Pre-attached storm buckles and webbing straps
- > Removable side door panels
- > Secondary canvas on side doors
- > Sail track included
- > Hand pump with pressure gauge included
- > Adjustable ladder bands and steel pegs included
- > All packed in a practical carry bag
- > Optional Orbit Air Capsule Extension Room available

### 150-06004

#### ORBIT AIR COMET ANNEXE 325 LOW

### 150-06006

#### ORBIT AIR COMET ANNEXE 325 HIGH



**150-06008****ORBIT COMET CAPSULE**

The Orbit Air Capsule is an inflatable extension room for the Orbit Air Comet Annexe. Add even more living or storage space to your Orbit Air Comet Annexe. The Capsule can be fitted at either, or both ends. Use it as a bedroom or for extra storage!

**Features**

- > Single inflation point for easy set-up
- > Waterproof 300D Micro weave poly cotton canvas
- > Superior UV protection: UPF50+
- > Excellent ventilation
- > Super quick to set up and take down
- > Inner tent included
- > Pre-attached storm buckles and webbing straps
- > Adjustable ladder bands and steel pegs included
- > All packed in a practical carry bag



## FIAMMA CARAVANSTORE AWNINGS

A lightweight bag awning with a manual rollout operation. Specifically made for caravans and minivans, the Caravanstore Awning has an extra wide roller tube which can be rewound without the fabric wrinkling. It takes seconds to roll it out and since the legs are inside the roller tube, they too are quick and easy to position. The legs are hinged and telescopic so they can't fall out and get lost. The design of the Caravanstore Awning has been improved recently and it now comes with a Central Rafter fixing kit to ensure a centre rafter is installed safely (from Caravanstore 255). The lead bar now also features a second track so that a sunscreen or LED lights can be utilised.

### Easy Installation

Slides easily into existing sail track. Once unrolled, simply pull out the legs and position accordingly. When it's time to pack up, the roller tube can be rolled up either way.


### Colours and Materials

Housed in a soft bag with a self-lubricating zipper that won't get stuck. The canopy is available in Royal Grey and is waterproof, rot proof and UV resistant.

Use the table below to choose the right Caravanstore Awning for your RV.



Part Number	Description	Awning Length (A)	Canopy Length (B)	Extension (C)	Shade Surface	Weight
200-20000	Caravanstore 190	196cm	162cm	180cm	2.9m <sup>2</sup>	6.1kg
200-20002	Caravanstore 225	236cm	202cm	225cm	4.5m <sup>2</sup>	7.6kg
200-20004	Caravanstore 255	266cm	232cm	225cm	5.2m <sup>2</sup>	8.4kg
200-20006	Caravanstore 280	288cm	254cm	225cm	5.7m <sup>2</sup>	9.0kg
200-20008	Caravanstore 310	318cm	284cm	225cm	6.4m <sup>2</sup>	10.2kg
200-20010	Caravanstore 360	369cm	334cm	225cm	7.5m <sup>2</sup>	11.3kg
200-20012	Caravanstore 410	419cm	384cm	225cm	8.6m <sup>2</sup>	12.5kg
200-20014	Caravanstore 440	449cm	414cm	225cm	9.3m <sup>2</sup>	13.5kg



## FIAMMA F35 PRO AWNINGS

Perfect for your minivan, 4x4 or even a station wagon. Housed in a light anodized aluminium case, the Fiamma F35 Pro has a manual mechanism—press the red button on the side of the casing to open and then walk backwards while unrolling the awning. The drop down legs are housed inside the roller tube.

Adapters are available to help with installation onto the roof racks of your vehicle. The fabric is printed on both sides on a UV-resistant and waterproof vinyl. The F35 Pro extends up to 225. Also comes with ropes and hooks for securing to the ground. Available in royal grey colour only.



**200-20100**  
**FIAMMA F35 PRO 180**  
 Length: 180cm  
 Extension: 180cm  
 Weight: 6.0kg

**200-20102**  
**FIAMMA F35 PRO 220**  
 Length: 220cm  
 Extension: 225cm  
 Weight: 8.5kg

**200-20104**  
**FIAMMA F35 PRO 250**  
 Length: 250cm  
 Extension: 225cm  
 Weight: 9.0kg

**200-20108**  
**FIAMMA F35 PRO 300**  
 Length: 300cm  
 Extension: 225cm  
 Weight: 10.5kg

## FIAMMA F45 S AWNINGS

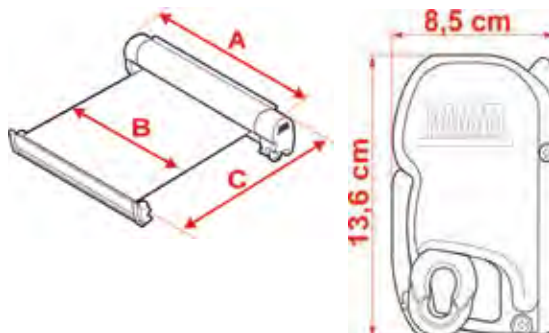
Fiamma's best selling awning has had a few cosmetic changes, with the result being a more compact and functional box awning. The lead bar now has two tracks allowing for use of a sunscreen and/ or LED lights. The F45 S range of awnings are simple to use and easy to install on the wall of your RV or horse trailer. When not in use, the F45 S takes up little space while snugly enclosed in its polar white aluminium case. It is sturdy and safe to operate, with an easy-to-hook winch loop. The canopy is available in five colours and is UV resistant, waterproof and washable. The colour is printed on both sides of the canopy.

Use the table below to help decide which F45 S awning is right for you.



Description	Awning Length (A)	Height from Ground (B)	Extension (C)	Shade Surface	Weight
F45 S 190	185cm	169cm	100cm	1.7m <sup>2</sup>	11.5kg
F45 S 260	263cm	247cm	200cm	4.9m <sup>2</sup>	19.5kg
F45 S 300	308cm	292cm	250cm	7.3m <sup>2</sup>	23kg
F45 S 350	348cm	331cm	250cm	8.3m <sup>2</sup>	24kg
F45 S 400	398cm	381cm	250cm	9.5m <sup>2</sup>	27kg

Aluminium Case Dimension:



- 200-20200**  
**FIAMMA F45 S 190**  
Royal Grey Awning
- 200-20220**  
**FIAMMA F45 S 230**  
Royal Grey Awning
- 200-20240**  
**FIAMMA F45 S 260**  
Royal Grey Awning
- 200-20260**  
**FIAMMA F45 S 300**  
Royal Grey Awning
- 200-20280**  
**FIAMMA F45 S 350**  
Royal Grey Awning
- 200-20300**  
**FIAMMA F45 S 400**  
Royal Grey Awning

- 200-20246**  
**FIAMMA F45 S 260**  
Deep Black Royal Grey Awning
- 200-20264**  
**FIAMMA F45 S 300**  
Deep Black Royal Grey Awning
- 200-20284**  
**FIAMMA F45 S 350**  
Deep Black Royal Grey Awning




- 200-20202**  
**FIAMMA F45 S 190**  
Royal Blue Awning
- 200-20222**  
**FIAMMA F45 S 230**  
Royal Blue Awning
- 200-20242**  
**FIAMMA F45 S 260**  
Royal Blue Awning
- 200-20262**  
**FIAMMA F45 S 300**  
Royal Blue Awning
- 200-20282**  
**FIAMMA F45 S 350**  
Royal Blue Awning
- 200-20302**  
**FIAMMA F45 S 400**  
Royal Blue Awning

**200-04492**  
**FIAMMA F45 S 260**  
Sahara Awning

**200-04517**  
**FIAMMA F45 S 300**  
Sahara Awning

**200-04527**  
**FIAMMA F45 S 350**  
Sahara Awning

**200-04537**  
**FIAMMA F45 S 400**  
Sahara Awning



**200-04493**  
**FIAMMA F45 S 260**  
Evergreen Awning

**200-04518**  
**FIAMMA F45 S 300**  
Evergreen Awning

**200-04528**  
**FIAMMA F45 S 350**  
Evergreen Awning

**200-04538**  
**FIAMMA F45 S 400**  
Evergreen Awning




**200-04494**  
**FIAMMA F45 S 260**  
Bordeaux Awning

**200-04519**  
**FIAMMA F45 S 300**  
Bordeaux Awning

**200-04529**  
**FIAMMA F45 S 350**  
Bordeaux Awning

**200-04539**  
**FIAMMA F45 S 400**  
Bordeaux Awning



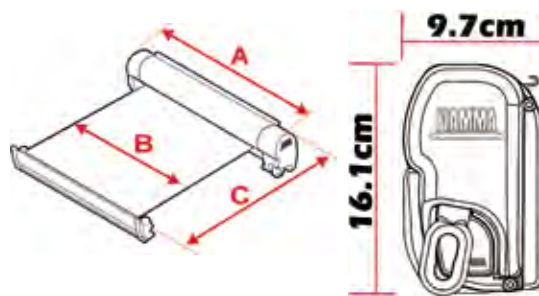
## FIAMMA F45 L AWNINGS

Perfect for larger RVs the popular F45 TiL has been improved to create the F45 L awnings, featuring an increased box size and extra larger roller tube. The F45L awning provides a large shaded area for your family to enjoy on your next holiday. Suitable for mounting onto the wall of your RV, F45 L awnings open and close by means of a crank handle and have a beautiful polar white aluminium case to compliment any RVs exterior. Silent when opening, closing and even during travel, the F45 L range is sturdy and easy to operate. Best of all, the F45 L case features two guide tracks enabling you to have a sunscreen and a front wall installed at the same time if you so choose! Available in five colours, the vinyls are printed on both sides and are UV-resistant, waterproof and washable to ensure you get quality for your money. Supplied with one Straight Centre Rafter as standard (200-04602).



Description	Awning Length (A)	Height from Ground (B)	Extension (C)	Shade Surface	Weight
F45 L 450	452cm	435cm	250cm	10.9m <sup>2</sup>	35kg
F45 L 500	502cm	485cm	250cm	12.0m <sup>2</sup>	39kg

Aluminium Case Dimension:




**200-20400**  
**FIAMMA F45 L 450**  
Royal Grey Awning

**200-20420**  
**FIAMMA F45 L 500**  
Royal Grey Awning




**200-20402**  
**FIAMMA F45 L 450**  
 Royal Blue Awning



**200-20422**  
**FIAMMA F45 L 500**  
 Royal Blue Awning

**200-04547**  
**FIAMMA F45 L 450**  
 Sahara Awning




**200-04557**  
**FIAMMA F45 L 500**  
 Sahara Awning

**200-04548**  
**FIAMMA F45 L 450**  
 Evergreen Awning



**200-04558**  
**FIAMMA F45 L 500**  
 Evergreen Awning

**200-04549**  
**FIAMMA F45 L 450**  
 Bordeaux Awning



**200-04559**  
**FIAMMA F45 L 500**  
 Bordeaux Awning

## FIAMMA F65 S AWNINGS

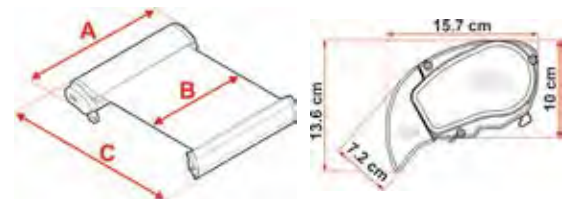
The F65S is designed for roof installations on Fiat Ducato and Mercedes Sprinter vehicles. It fits onto the vehicle without any overhang and can be installed without drilling—simply use the optional adaptor brackets suited to the type of vehicle you own. Fiamma recommends installing an F65S 370 on Ducatos with a high roof, built after June 2006. It is easy to operate using a handle to open and close the awning. The casing is made from extruded aluminium and the canopy from UV resistant, waterproof and washable vinyl. (Brackets not included).



Part Number	Description	Awning Length (A)	Canopy Length (B)	Extension (C)	Shade Surface	Weight
<b>200-20530</b>	370 Royal Grey Awning	370cm	358cm	250cm	9.0m <sup>2</sup>	30kg
<b>200-20500</b>	290 Royal Grey Awning	290cm	278cm	200cm	5.6m <sup>2</sup>	25.5kg
<b>200-20510</b>	320 Royal Grey Awning	320cm	308cm	250cm	7.7m <sup>2</sup>	27.5

**200-20532**  
**FIAMMA F65 S 370**  
 Deep Black Royal Grey Awning

Aluminium Case Dimension:



## FIAMMA F65 L AWNINGS

The F65L is a roof awning and is designed with a bigger and stronger case box, perfect for large Motorhomes. It perfectly integrates with the vehicle design without overhanging. The increased and curved dimensions make it stronger and more resistant. (Brackets not included).

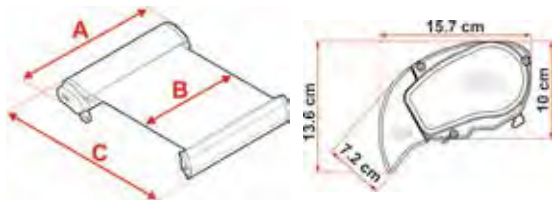


Part Number	Description	Awning Length (A)	Canopy Length (B)	Extension (C)	Shade Surface	Weight
200-20602	400 Royal Grey Awning	400cm	380cm	250cm	9.5m <sup>2</sup>	35.5kg
200-20612	450 Royal Grey Awning	450cm	430cm	250cm	10.8m <sup>2</sup>	40.5kg
200-20622	490 Royal Grey Awning	490cm	470cm	250cm	11.8m <sup>2</sup>	44.0kg

### 200-20604 FIAMMA F65 L 400

Deep Black Royal Grey Awning

Aluminium Case Dimension:



### 200-04600

#### FIAMMA CURVED CENTRE RAFTER PRO

A curved rafter which helps to eliminate water pooling and the canopy from flapping in the wind. It is easy to install, keeps the fabric taut and also provides more under-canopy clearance. Made from two anodized aluminium telescopic bars, the Rafter Pro is best suited to awnings that have an extension of up to 250cm. Its minimum length is 144cm but can extract to 265cm.



### 200-04602

#### FIAMMA STRAIGHT CENTRE RAFTER

Made from anodised aluminium, the Straight Rafter helps to keep the awning taut. It comes with wall clips allowing you to mount it, for storage, inside your vehicle. Best suited to awnings that extend up to 250cm, the Straight Rafter's extension ranges from 142cm - 265cm.



### 200-04610 FIAMMA CARAVANSTORE CENTRE RAFTER

An anodised aluminium rafter with a 30mm diameter. It too has a twist open and close function making installation simple.



### FIAMMA ADAPTOR BRACKETS

If you like the look of Fiamma's F45 range of awning but your RV does not have a flat-walled surface to mount it on, do not worry! Fiamma have a range of adapter brackets allowing you to fit an F45 awning to your RV, some of which don't require any drilling!

### 200-04630 FIAMMA AWNING VW T2/T3 FITTING BRACKETS FOR F45

Suitable for VW T2 and VW T3 vehicles manufactured after 1980. No drilling required. Kit comprised of x2, 8cm brackets.



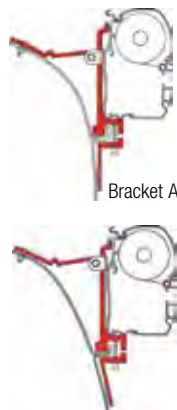
### 200-04632 FIAMMA AWNING VW T4 FITTING BRACKETS FOR F45

Suitable for VW T4 and VW T4 with a Lift Roof. Drilling required. Kit comprised of x2, 8cm brackets.



### 200-04634 FIAMMA AWNING VAN FITTING BRACKETS FOR F45

Suitable for vans such as Fiat Ducato (manufactured before 1994), Ford Transit, Mercedes Sprinter 208D KB. Drilling required. Kit comes with x2 types of brackets (x2 of each supplied), one suits Fiat Ducato (manufactured before 1994); the other suits Ford Transit, Mercedes Sprinter 208D KB. Brackets are 8cm in length.



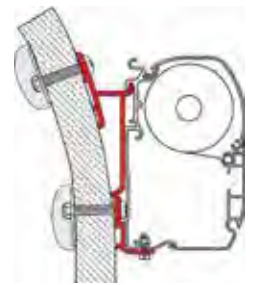
### 200-04635 FIAMMA AWNING FIX INSTALL BRACKET "S" (1PCE)

Suitable for RV's with a flat outer wall. An optional extra bracket for those who wish to strengthen their current mounting. Drilling required. Kit comprises of x1, 12cm "S" bracket.



### 200-04653 FIAMMA AWNING MOUNTING BRACKET FOR F45 15 DEGREE

Suitable for RV's with a slight curve towards the rooftop and for those wanting to mount the awning closer towards the curve of the roof. Drilling required. Kit comprised of x1, 11cm bracket.



### 200-04681 FIAMMA F65S AWNING FIXING KIT

Suitable for Fiat Ducato, Citroen Jumper and Peugeot Boxers with high roofs built after June 2006. Comprised of x2 20cm brackets and x1 12cm bracket.



### 200-04682 FIAMMA F65S AWNING FIXING KIT

Suitable for VW Crafter and Mercedes Sprinters with high roofs built after June 2006. Comprised of x1 12cm bracket, x1 53cm bracket and x1 60cm bracket.



### 200-04714 FIAMMA F35 AND CARAVANSTORE PLASTIC RIVET

Snap on rivets for the awning leg end on the following models: F35, Caravanstore, F45 and F65. Sold in pairs.





## FIAMMA AWNING RAIN GUARDS

Awning rain guards are a great solution to prevent water from dripping behind the space where your Fiamma awning has been mounted. Made of rubber, the rain guard is installed onto the awning case (no need to remove the awning). Comes in three widths and in 550cm lengths.

### 200-04802 FIAMMA AWNING RAIN GUARD L 550CM

Suited to awnings that have been fitted using one of the adapter brackets that resulted in a gap of up to 9cm between the awning case and the RV wall. Can also be used on curved walls.



### 200-04806 FIAMMA AWNING RAIN GUARD M 550CM

For awnings, mounted with adapter spaced out from the wall (up to 4cm) or on curved walls.




### 200-04811 FIAMMA AWNING RAIN GUARD S 550CM

For awnings installed with the standard AS120 bracket on flat walls. Fits the 1.6cm gap between the flat wall of the RV and the back of the awning case.




### 200-04896 FIAMMA WINDING HANDLE TELESCOPIC

This telescopic handle is standard delivered with the F45L awning. Made from light aluminium, it is ideal for high motor homes or caravans, allowing users to easily unwind their awning without stretching. Weighs only 1.32kg. Min length is 154cm but can extend up to 240cm.



### 200-04898 FIAMMA WINDING HANDLE STANDARD 123CM

This 123cm crank handle is standard delivered with F45S awnings up to 400cm. It has a folding handle and is made of ultra light aluminium. It can be cut down if required and weighs only 0.4kg.



### 200-04900 FIAMMA WINDING HANDLE SHORT 51CM

The shortest of Fiamma's crank handles the 51cm version is also made of light aluminium, meaning it only weighs 0.24kg. Ideal for smaller/ lower RVs.



### 200-04901 FIAMMA ALU WALL BRACKETS FOR AWNING LEGS

Made of aluminium, these are installed on the outside wall of your RV, allowing you to mount the legs of awning on the side of your RV (instead of vertically dropping to the ground). Suitable for Fiamma F45S, F45L, F65, Caravanstore and F35 awnings. Comes in a set of 2.



### 200-04902 FIAMMA LEG WALL BRACKET KIT FOR F45 AWNINGS

These wall brackets are made of a sturdy, white plastic to complement the colour of your RV. Suitable for F45S and F45L awnings. Comes in a set of 2.




### 200-05316 FIAMMA F45 TI SUPPORT LEG REGULATION HAND WHEEL KIT

This hand wheel secures the extendable legs on Fiamma awnings at the chosen height.



### 200-08000 FIAMMA FAST CLIP

Used to attach the walls of a Fiamma Privacy Room to an awning canopy, the improved Fast Clip system is suitable for use on awnings with a 250cm extension only. Its upper bar is now divided into 4 pieces allowing for precise closing at each section. Each section is now stronger with strengthened joints to minimise central bending. The levers have been made stationary (they can't come out of their position) and bigger. This allows for easier unhooking. By turning the levers, the grip on the awning canopy can be increased/decreased. The plastic end caps have been shaped to limit damage to the side walls when threading them into the track on the Fast Clip System.



### 200-08004 FIAMMA TIEDOWNS (BLACK)

A Fiamma tie-down that allows for solid anchoring. It fits into the awning rails or the side clip of the privacy room. Comes with two 300cm adjustable bands and the necessary stakes and tension springs.



- > 2x Tie Downs
- > 2x Front Hooks
- > 2x Springs
- > 2x Stakes

## FIAMMA ADAPTORS

### 200-08007 FIAMMA ADAPTER KIT

Fiamma Adaptor kit to suit side w pro 4m and under.



### 200-08008 ADAPTER KIT FOR CLIP SYSTEM TO FIT FIAMMA F65 AWNINGS



### 200-08009 ADAPTER KIT FOR CLIP SYSTEM TO FIT FIAMMA F45 TIL AWNINGS



**250-02037**  
**FIAMMA DELUXE 5B LADDER**

A quality aluminium ladder for sleeping berths in RVs. It has a 15° inclination and handy nylon hooks to hold it in position. The 5B Ladder has five steps.

**Weighs:** 2.6kg



**250-02040**  
**FIAMMA DELUXE 8 EXTERNAL LADDER**

A quality aluminium ladder that is sturdy enough for external use. It has a comfortable 24cm step width with non-skid rungs for added safety. The 8 External Ladder can be folded up during travel and can be installed on the following vehicles: Fiat Ducato, Citroen Jumper, Peugeot Boxer and the Ford Transit (with double rear doors built after 2006). It has eight steps.

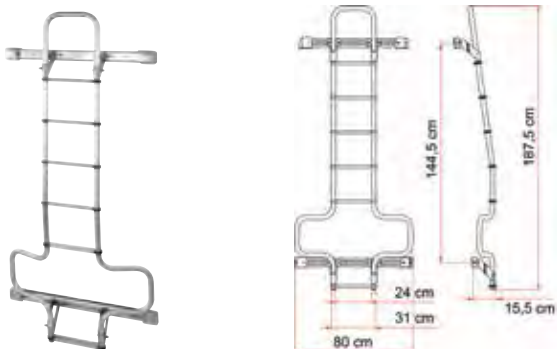
**Weighs:** 5.5kg



**250-02039**  
**FIAMMA DELUXE 6 DJ**

A sturdy and lightweight external ladder with non-skid steps. Made from anodised aluminium, it is supplied with fixing bars for quick and easy installation on the rear door. It can also be combined with the Carry Bike 200 DJ (part number 350-02096). The Deluxe 6 DJ is suitable for installation on the following vehicles: Fiat Ducato, Citroen Jumper, Peugeot Boxer and Ford Transit (with double rear doors built after 2006). It has six steps.

**Weighs:** 6.5kg

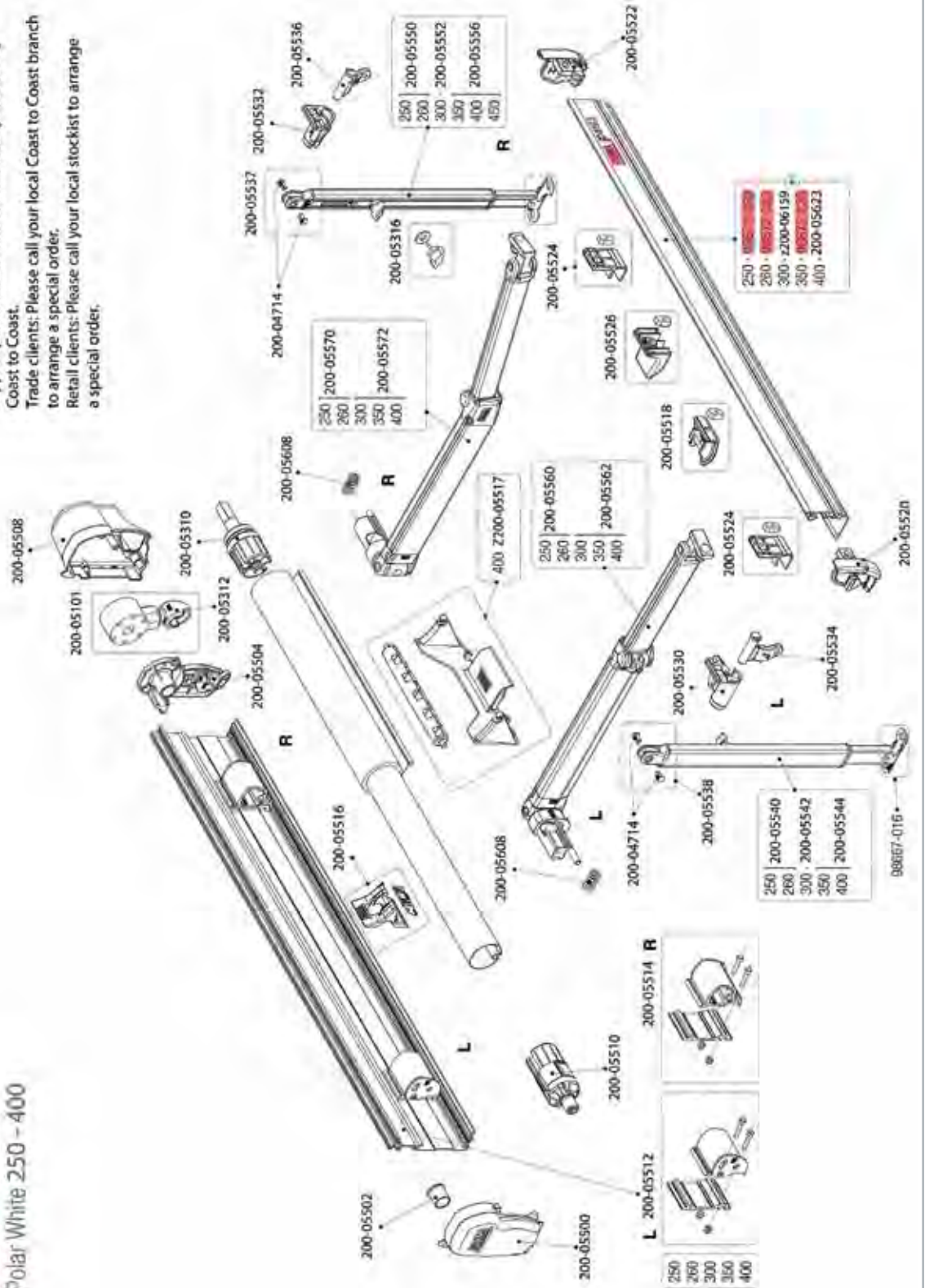


# FIAMMA AWNING SPARE PARTS

# 1

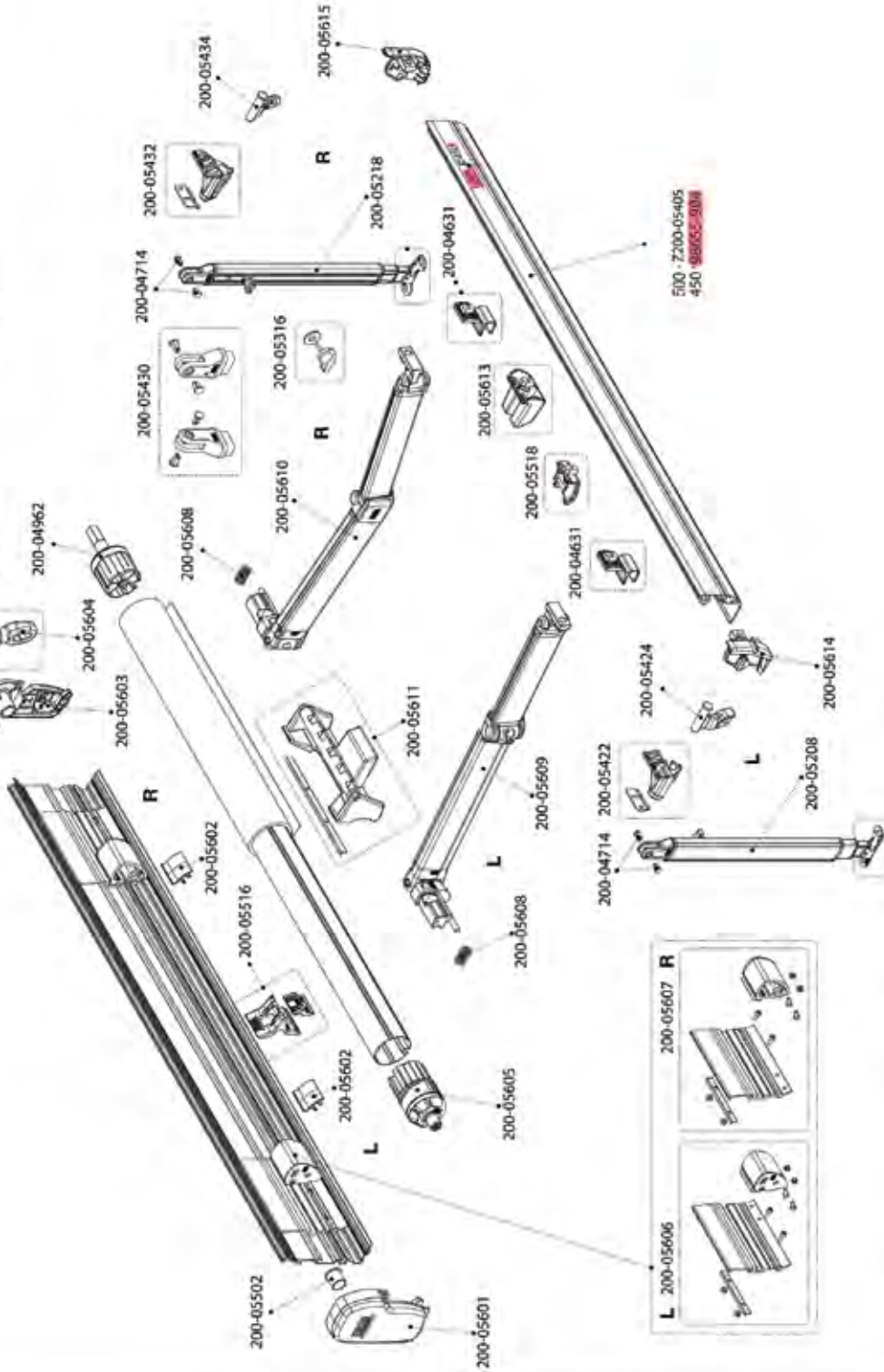
**FIAMMA F45s**  
Polar White 250 - 400

**Please Note:** Part numbers highlighted in red are supplier part numbers and are not readily stocked by Coast to Coast.  
Trade clients: Please call your local Coast to Coast branch to arrange a special order.  
Retail clients: Please call your local stockist to arrange a special order.



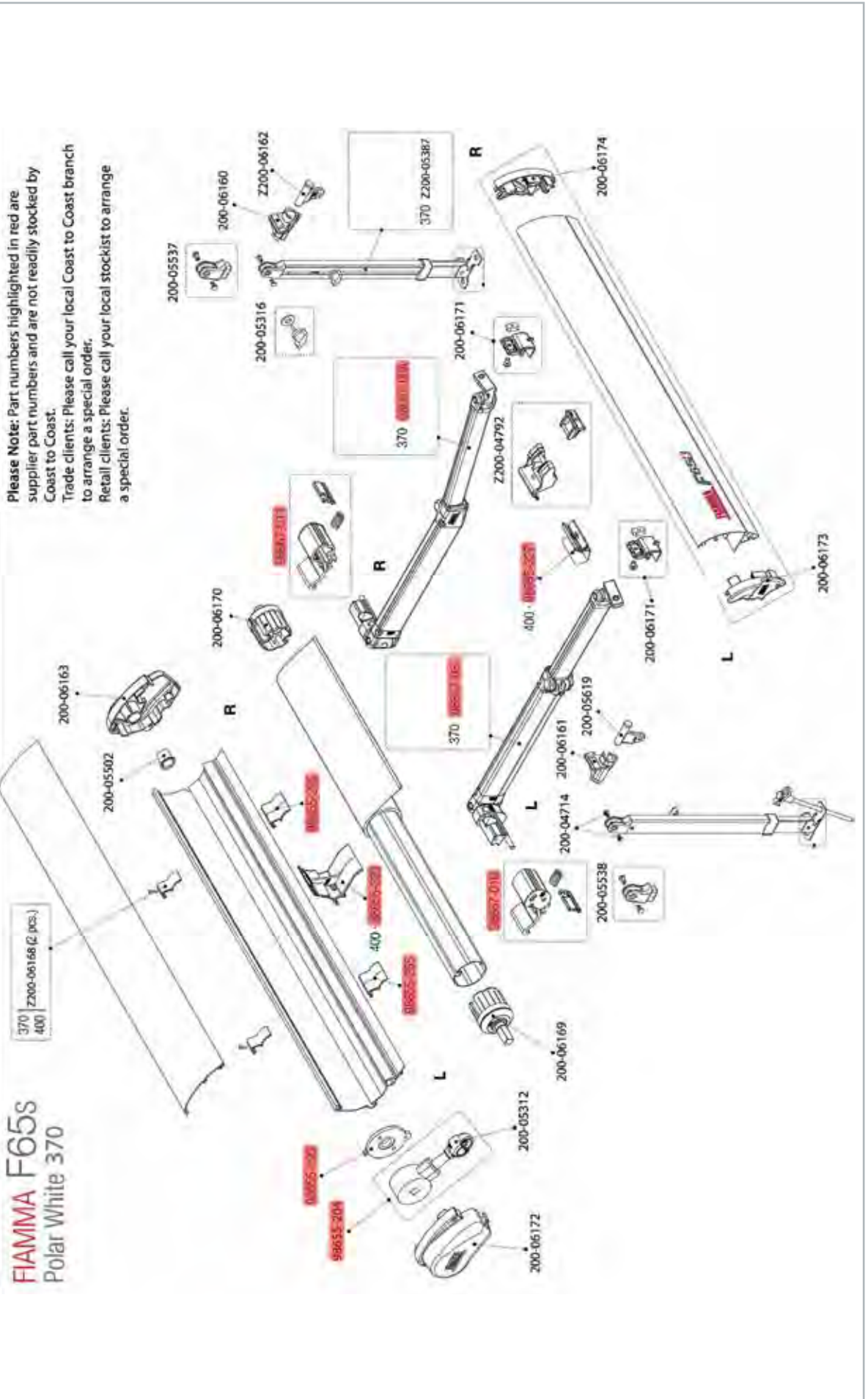
**FIAMMA F45L**  
Polar White 450-500

Please Note: Part numbers highlighted in red are supplier part numbers and are not readily stocked by Coast to Coast.  
Trade clients: Please call your local Coast to Coast branch to arrange a special order.  
Retail clients: Please call your local stockist to arrange a special order.



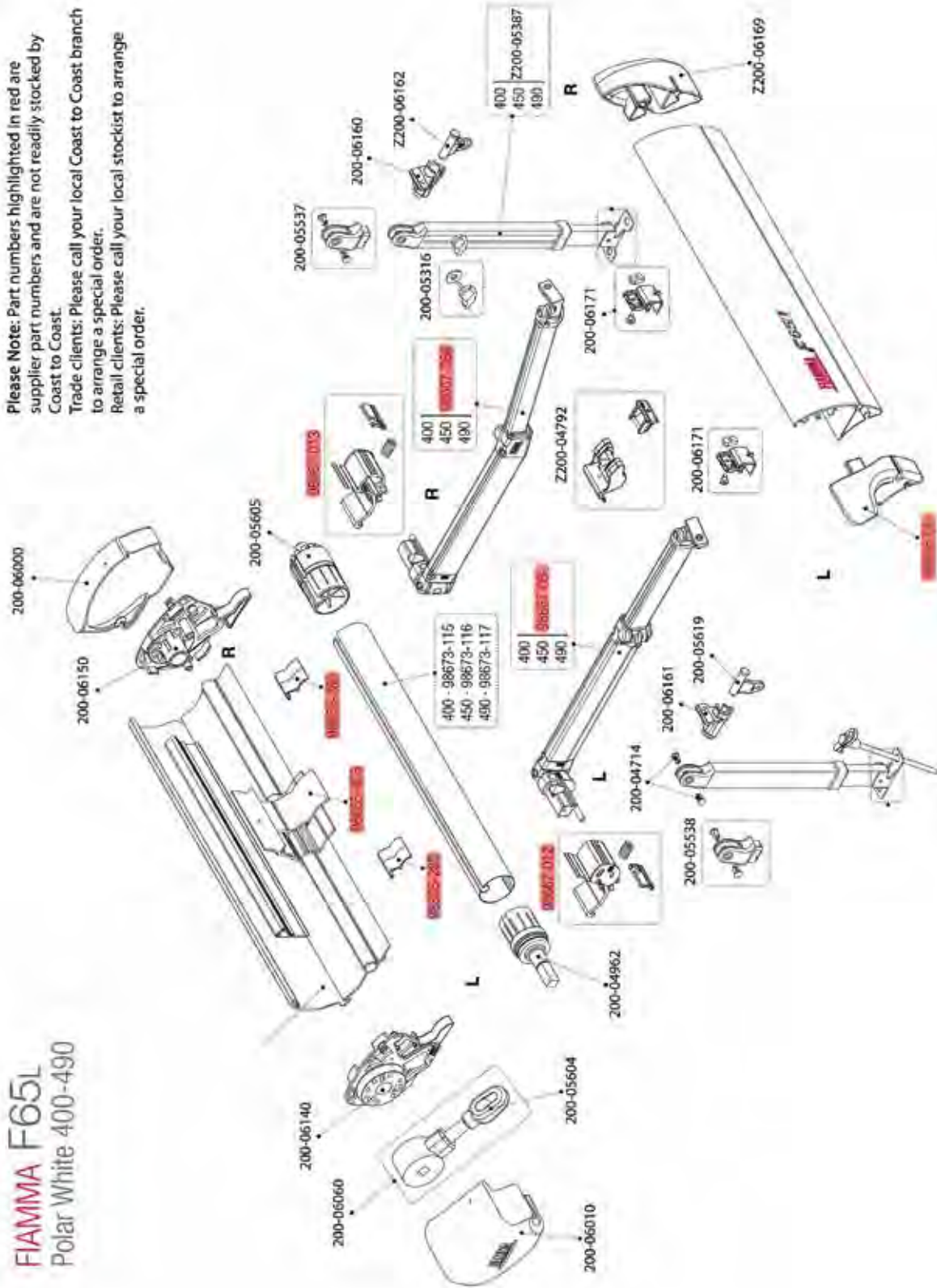
FIAMMA AWNING SPARE PARTS

# FIAMMA AWNING SPARE PARTS



**FIAMMA F65L**  
Polar White 400-490

Please Note: Part numbers highlighted in red are supplier part numbers and are not readily stocked by Coast to Coast.  
Trade clients: Please call your local Coast to Coast branch to arrange a special order.  
Retail clients: Please call your local stockist to arrange a special order.



**AUSSIE TRAVELLER ANTI-FLAP KITS**

Australian made, this range of Anti-Flap Kits were designed for those RVs with roll out awnings installed. They make adding walls easy, resulting in a wind and waterproof seal between the edge of the awning fabric and the wall. The Anti-Flap Kits come in three sizes depending on the extension of your awning. The Kit itself clamps onto the length of your awning. It has two inbuilt sail tracks allowing you to hang walls quickly as well as a fly net if you have one. Comes with all fittings and instructions.

**200-08013****AUSSIE TRAVELLER SHORT ANTI FLAP KIT ALUMINIUM (WHITE)**

Suited to roll out awnings that extend from 210cm up to 220cm.

**200-08011****AUSSIE TRAVELLER MEDIUM ANTI FLAP KIT ALUMINIUM (WHITE)**

Suited to roll out awnings that extend from 220cm up to 230cm.

**200-08012****AUSSIE TRAVELLER LONG ANTI FLAP KIT ALUMINIUM (WHITE)**

Suited to roll out awnings that extend from 230cm up to 240cm.

**200-12181****AUSSIE TRAVELLER LOCKING KNOB + T-NUT**

Replacement knob and T-nut that suits Aussie Traveller anti-flap kits and curved roof rafters.

**200-12183****AUSSIE TRAVELLER AFK BRACKET**

Replacement stainless steel mounting brackets that suit Aussie Traveller anti-flap kits and curved roof rafters.

**200-12186****AUSSIE TRAVELLER AFK POLE HOLDER BRACKET**

Steel bracket to support a pole along an Aussie Traveller anti-flap kit.

**200-12216****AUSSIE TRAVELLER AFK CAM HANDLES**

Replacement Aussie Traveller anti-flap kit cam handle with spring and nut.





## AWNING DE-FLAPPER KITS

Helps to protect awnings from costly rips and tears while reducing wind flapping. The de-flapper securely holds the awning fabric by means of hook and loop velcro straps. Made of durable nylon with UV stabilizers.

**200-08170**

### CARAVAN DE-FLAPPER KIT WITH VELCRO STRAPS

(set of 2)

Clamp Width: 50mm

Strap Length: 130mm



**200-08172**

### POP-TOP DE-FLAPPER KIT WITH VELCRO STRAPS

(set of 2)

Clamp Width: 50mm

Strap Length: 300mm



## MAX DE-FLAPPER KITS

A larger version of the original de-flapper with wider grippers to keep the awning vinyl even more stable.

**200-08180**

### MAX CARAVAN DEFLAPPER KIT

(set of 2)

Clamp Width: 200mm

Strap Length: 140mm



**200-08190**

### MAX POP-TOP DEFLAPPER KIT

(set of 2)

Clamp Width: 200mm

Strap Length: 320mm



**200-08020**

### HAPPY HOOK AWNING TIE DOWN KIT

Designed to pull the roller tube down to tighten the awning vinyl and reduce flapping caused by wind.



**200-08150**

### RV AWNING STABILISER KIT

Secure your awning economically. Extra holding power of spiral stakes works well in all kinds of soil. Tension units keep ropes securely taut. Easy-to-use kit stores compactly and fits all roll out awnings. Great for use on the beach, it attaches to the ends of the roller bar on your awning. Fits all awnings



**200-08160**

### AWNING HOLD DOWN STRAP KIT

Secures your roll out awning by distributing the tension evenly across the canopy. It is a wrinkle resistant strip that fits awnings up to 25'. Kit includes strap, stakes, springs and brackets.



**200-08034****RV TWINTRAK FOR HANGING LIGHTS**

Suitable for awnings up to 18' (5.5m), the Twintrak conveniently turns a single track into a twin track. It allows you to hang sunscreens, lights or other RV accessories all at the same time. Made from strong plastic the Twintrak is supplied in x6, 3' (x6, 91.4cm) pieces.

**200-08144****RV AWNING PARTY LIGHT HOOKS**

Sturdy sewn fabric tabs with grommets that slide into the roller bar channel of your awning. It enables you to hang lights, wind chimes and other lightweight items from the edge of your canopy. Each pack contains x7 tabs.

**200-08142****AWNING HARDWARE STRAPS**

These Velcro straps allow you to replace old or lost awning straps belonging to your rollout awning. They measure 12" (30.5cm) and can also be used to secure other items such as leads or hoses around your RV. Comes in a pack of two.

**200-08080****VLP VINYL REPAIR TUBE**

Great for mending pinholes, rips or tears on awnings and canvas. VLP is a clear, high strength and flexible adhesive that is suitable for use on most types of flexible vinyl surfaces. It has an air dry formula that dries clear, thus blending with coloured fabric. Typical use is on vinyl furniture, awnings, tarps, vinyl sheeting, luggage, rain gear, covers, tent floors and boots. All surfaces to be glued must be free of oil and dust: to achieve this, simply wipe the surface with alcohol and let it dry before applying VLP.

**Specifications**

**Temperature Use Range:** -10°F to 200°F (-23.3°C to 93.3°C)

**Tensile:** (ASTM D-882) 2900Psi

**200-08086****CAMCO RV AWNING REPAIR TAPE - 3" WIDE X 15' LONG**

Camco's RV Awning Repair Tape is a permanent repair for rips and punctures on your RV awning. Use it for RV, boat sails, canvas, tents, rain wear, backpacks, pop up campers and more. It has an aggressive adhesive and resists tearing in any direction. The roll is 7.6cm wide x 4.57m long.

**200-08270****COAST CURVED ROOF RAFTER (WHITE)**

Designed to give your awning canopy a gentle curve enabling rain to run off with ease. Keeping your awning canopy taut it also minimises flapping caused by wind. The Coast Curved Rafter is suitable for awnings that extend up to 8ft (243cm).



**150-00110  
SPIGOT MOUNT BRACKET**

Suitable for use with steel extension poles and curved roof rafters.



**AUSSIE TRAVELLER CURVED  
ROOF RAFTERS**


Curved Roof Rafters have a dual purpose - to prevent the awning canopy from sagging, ensuring water run-off, and for keeping the awning fabric taught, reducing wind flap. Awnings that flap can cause your RV to shake or even cause damage to the awning itself. Aussie Traveller has produced two types of telescopic Curved Roof Rafters - suiting most brands of rollout awnings.

Please see the guide below to see how many rafters are recommended per awning:

Awning Size	Recommendation
11' and under	1
12' - 16'	2
17' - 20'	3
21' and over	4

**200-08280  
AUSSIE TRAVELLER CURVED ROOF  
RAFTER MAXI INCLUDING BRACKET**

Curve: 90mm  
Extension: 1400 - 2580 (mm)



**200-08282  
AUSSIE TRAVELLER MINI CURVED  
ROOF RAFTER INCLUDING BRACKET**

Curve: 60mm  
Extension: 1400 - 2580 (mm)



**200-12184  
AUSSIE TRAVELLER SPIGOT T/S ROOF  
RAFTER**

Replacement Spigot that suits Aussie Traveller curved roof rafters.



**200-12185  
AUSSIE TRAVELLER END HOOK T/S  
ROOF RAFTER**

Replacement End Hook that suits Aussie Traveller anti-flap kits and curved roof rafters.



**200-34180  
CAREFREE AWNING DOOR ROLLER  
N' DISC**



## COAST MULTI PURPOSE FLOOR MATTING



Great for any outdoor activity (or even around the home), this floor matting is made from foamed PVC making it a soft, breathable mat that won't kill the grass! It has a non slip feature so items you place on it will stay where you left them. This is a hard wearing, durable mat that has endless uses. Available in three trendy colours.

**200-08300**

**GREEN – 250CM X 300CM – 5KG**

(comes with carry bag)

**200-08302**

**GREEN – 250CM X 400CM – 6KG**

(comes with carry bag)

**200-08304**

**GREEN – 250CM X 500CM – 8KG**

(comes with carry bag)

**200-08306**

**GREEN – 250CM X 600CM – 10KG**

(comes with carry bag)

**200-08308**

**GREEN – 250CM X 30M ROLL**

**200-08310**

**GREY – 250CM X 300CM – 5KG**

(comes with carry bag)

**200-08312**

**GREY – 250CM X 400CM – 6KG**

(comes with carry bag)

**200-08314**

**GREY – 250CM X 500CM – 8KG**

(comes with carry bag)


**200-08316**

**GREY – 250CM X 600CM – 10KG**

(comes with carry bag)

**200-08318**

**GREY – 250CM X 30M ROLL**



**200-08320****BLUE – 250CM X 300CM – 5KG**

(comes with carry bag)

**200-08322****BLUE – 250CM X 400CM – 6KG**


(comes with carry bag)

**200-08324****BLUE – 250CM X 500CM – 8KG**

(comes with carry bag)

**200-08326****BLUE – 250CM X 600CM – 10KG**

(comes with carry bag)

**200-08328****BLUE – 250CM X 30M ROLL**

## ENDUOMATS

Perfect for camping, these Australian made mats help to keep your RV cleaner. Small dirt particles, such as sand, fall through the mesh, leaving larger stones on top for easy removal. Made of a PVC welded fibre, Enduomats are strong, durable and tough but not on the grass underneath! The mesh style fabric allows air to move beneath its surface allowing grass to breathe. Non-slip and mildew resistant, the lightweight mat is easy to carry and store. Because nothing sticks to the Enduomat, minimal maintenance is required. To clean, simply shake the mat and then fold as per normal to put back into the bag. It is even UV resistant so it will maintain its colour for years.

**200-08400****ENDUOMAT FOREST GREEN  
(2M X 2.45M)****200-08402****ENDUOMAT FOREST GREEN  
(3M X 2.45M)****200-08404****ENDUOMAT FOREST GREEN  
(4M X 2.45M)****200-08406****ENDUOMAT FOREST GREEN  
(5M X 2.45M)****200-08408****ENDUOMAT FOREST GREEN  
(6M X 2.45M)****200-08410****ENDUOMAT FOREST GREEN  
(7M X 2.45M)****200-08450****ENDUOMAT BLACK (2M X 2.45M)****200-08452****ENDUOMAT BLACK (3M X 2.45M)****200-08454****ENDUOMAT BLACK (4M X 2.45M)****200-08456****ENDUOMAT BLACK (5M X 2.45M)****200-08458****ENDUOMAT BLACK (6M X 2.45M)****200-08460****ENDUOMAT BLACK (7M X 2.45M)**

## COAST FRONT SUNSCREENS



Coast's range of sunscreens has been redesigned resulting in a stronger and more functional sunscreen. The front and side sunscreens now feature an improved spline that won't kink over time. There are also newly added reinforcing triangles (with D-rings) that enable the sunscreen to be secured to awning legs. They are still quick and easy to fit. Once you have taken it out of the packaging, shake it out like a blanket and grab the end without the eyelets. Simply thread it through the track on your awning lead bar.

**Key Features**

- > Improved spline
- > Added reinforced triangles with D-rings
- > Hemmed edging all around prevent to prevent fraying
- > Comes with guy ropes and heavy duty 8mm steel pegs (for securing to the ground)
- > Offers extra privacy
- > Now with a huge 3yr warranty

**ARPAN5A Test Results**

- > Cover Factor: 91.0 +/- 2.5
- > UVR Block: 90.4% +/- 2.5%
- > Shade Factor: 86.6 +/- 2.9
- > Calculated Protection Factor: 11\*

*\* The Calculated Protection Factor is for the material only and does not account for the effect of indirect UVR when situated at a distance from the persons being protected.*

**FRONT SUNSCREENS FOR ROLLOUT AWNINGS**

**200-09002**  
SUITS 10' ROLLOUT AWNING  
(W2805MM X H1800MM)

**200-09012**  
SUITS 11' ROLLOUT AWNING  
(W3110MM X H1800MM)

**200-09022**  
SUITS 12' ROLLOUT AWNING  
(W3415MM X H1800MM)

**200-09032**  
SUITS 13' ROLLOUT AWNING  
(W3720MM X H1800MM)

**200-09042**  
SUITS 14' ROLLOUT AWNING  
(W4025MM X H1800MM)

**200-09052**  
SUITS 15' ROLLOUT AWNING  
(W4330MM X H1800MM)

**200-09062**  
SUITS 16' ROLLOUT AWNING  
(W4635MM X H1800MM)

**200-09072**  
**SUITS 17' ROLLOUT AWNING**  
**(W4940MM X H1800MM)**

**200-09082**  
**SUITS 18' ROLLOUT AWNING**  
**(W5245MM X H1800MM)**

*\* Rollout awning sunscreens have a 6mm spline*

### FRONT SUNSCREENS FOR BOX AWNINGS

**200-09102**  
**SUITS FIAMMA AND CAREFREE 3M BOX**  
**AWNING (W2850MM X H1800MM)**

**200-09112**  
**SUITS FIAMMA AND CAREFREE 3.5M**  
**BOX AWNING (W3350MM X H1800MM)**

**200-09122**  
**SUITS FIAMMA AND CAREFREE 4M BOX**  
**AWNING (W3850MM X H1800MM)**

*\* Box awning sunscreens have a 3mm spline*



**200-09192**  
**REPLACEMENT BAG FOR 10" - 12"**  
**SUNSCREENS**

**200-09194**  
**REPLACEMENT BAG FOR 13" - 16"**  
**SUNSCREENS**

**200-09196**  
**REPLACEMENT BAG FOR 17" - 18"**  
**SUNSCREENS**

### COAST SIDE SUNSCREENS

Available to suit Pop Tops and Caravans, the Coast Side Sunscreens are made from the same quality material as the Front Sunscreens. In the case of a Pop Top, the side sunscreen attaches to your awning arm (when extended) by means of velcro straps. If you have a Caravan, you have two installation options; 1) use the Velcro straps to attach it to your awning arm or, 2) if you already have an antiflap device installed with sail track, simply thread the side sunscreen spline through the track. Comes with guy ropes and pegs to secure to the ground. Comes with a huge 3yr warranty!

**200-09202**  
**SIDE SUNSCREEN FOR POP-TOP**  
**(W2100 X H1800MM)**



**200-09212**  
**SIDE SUNSCREEN FOR CARAVANS**  
*\* Can also fit into the Fiamma Fast Clip System*



**200-09198**  
**REPLACEMENT BAG FOR SIDE**  
**SUNSCREENS**

## CAMPER OFFSIDE PRIVACY SUNSCREENS

Coast to Coast now has a NEW range of camper privacy sunscreens. These are perfect for shading the kitchen and fridge area in most campers as well as providing privacy.

- > Used on the offside of the camper for extra shade and privacy
- > No poles required with a height of 2050mm
- > Suitable for use with most popular brands of camper vans
- > Huge 3 year warranty

**200-09300**

**CAMPER OFFSIDE PRIVACY SUNSCREEN  
(W2220 X H2050MM)**

**200-09302**

**CAMPER OFFSIDE PRIVACY SUNSCREEN  
(W2780 X H2050MM)**

**200-09304**

**CAMPER OFFSIDE PRIVACY SUNSCREEN  
(W3060 X H2050MM)**

**200-09306**

**CAMPER OFFSIDE PRIVACY SUNSCREEN  
(W3380 X H2050MM)**



## COAST FRIDGE VENT SUNSCREENS

**200-09350**

**COAST FRIDGE VENT SUNSCREEN**

Designed to shade the fridge area of your RV. The Coast Fridge Sunscreen will lower the ambient temperature around your fridges vents allowing the fridge to perform better on hot sunny days. The Coast Fridge Sunscreen comes with almost everything you need to install the screen yourself, including 1100mm of sailtrack and eight 12mm x 6 gauge stainless steel mounting screws. To give the finishing touches, the installation kit also includes mould insert to cover the mounting screws and specially designed caps for each end of the sailtrack.

### Features

- > DIY Installation Kit (includes sailtrack, mounting screws, mould insert and end caps)
- > Kink free 6mm spline
- > Tough reinforced D-rings
- > Hemmed edges all around to prevent fraying
- > Guy ropes and heavy duty 8mm steel pegs (for securing to the ground)
- > Comes with a huge 3 year warranty.





## CAREFREE ROLL OUT WINDOW AWNINGS

Window awnings offer an alternative to roll out awnings but still provide essential protection from the sun. Carefree have modified their window awnings to incorporate a more streamlined design. The vinyl has also been given an update to an opaque white, complementary to any RV exterior. Two types of Carefree Window Awnings are available, the SL and the SL XL. The SL window awning is suitable for windows less than 36" (91cm) in height. If your window is more than 36" in height, you will require the SL XL window awning.

**200-31012**

**SL 4FT WHITE WINDOW AWNING**

**200-31014**

**SL 5FT WHITE WINDOW AWNING**

**200-31016**

**SL 6FT WHITE WINDOW AWNING**

**200-31512**


**4FT WHITE SL XL WINDOW AWNING**

**200-31514**

**5FT WHITE SL XL WINDOW AWNING**

**200-31516**

**6FT WHITE SL XL WINDOW AWNING**



## CAREFREE WINDOW AWNING HARDWARE

**200-31902**

**SL WHITE WINDOW AWNING HARDWARE**

Capable of 18" (46cm) extension

**200-31960**

**SL XL WHITE WINDOW AWNING HARDWARE**

Capable of 30" (76cm) extension



## CAREFREE FIESTA ROLL OUT AWNINGS (NO ARMS)

Carefree's vinyl fabric features a superior construction with the top portion being called the Weatherguard - this protects the fabric from the sun, scrapes and exposure when the awning is rolled up. The Carefree Fiesta has long been a favourite amongst RVers, not only in the USA but here in Australia as well. It is a simple to use manual, spring loaded, rollout awning featuring a vinyl weatherguard as previously mentioned. The Fiesta is available in two finishes, Dune Stripes (this coloured on both sides) and Shale Fades (this is coloured on the top side only). Sizes vary for each colour. The 8' - 14' awnings project up to 7'3" (2.21mt), while the awnings from 15' - 21' project up to 7'9" (2.36mt).



### Fiesta Features

#### Remote and Travel Locks

These work together to ensure the Fiesta does not come undone during travel. They eliminate the need for you to stretch and fumble for the roller lock.



#### Canopy Clamps

Built onto the hardware and self storing. Canopy Clamps help to keep your awning taut and provide extra protection from the elements. Not available on arms supplied to suit poptops.



#### Heavy Duty Brackets

Solid and rugged, the awning hardware and castings are white to suit the trim of any RV.




#### Single Track Slider

Located on the inside of the hardware channels, it eliminates the rafter binding during setup and storage. You get a smooth gliding motion as soon as you slide the rafters up the hardware arms



**CAREFREE ROLL OUT AWNINGS**


200-36000 10FT BLACK & GREY DUNE  
 200-36010 11FT BLACK & GREY DUNE  
 200-36020 12FT BLACK & GREY DUNE  
 200-36030 13FT BLACK & GREY DUNE  
 200-36040 14FT BLACK & GREY DUNE  
 200-36050 15FT BLACK & GREY DUNE  
 200-36060 16FT BLACK & GREY DUNE  
 200-36070 17FT BLACK & GREY DUNE  
 200-36080 18FT BLACK & GREY DUNE



200-36900 10FT BLACK SHALE FADE  
 200-36910 11FT BLACK SHALE FADE  
 200-36920 12FT BLACK SHALE FADE  
 200-36930 13FT BLACK SHALE FADE  
 200-36940 14FT BLACK SHALE FADE  
 200-36950 15FT BLACK SHALE FADE  
 200-36960 16FT BLACK SHALE FADE  
 200-36970 17FT BLACK SHALE FADE  
 200-36980 18FT BLACK SHALE FADE  
 200-36990 19FT BLACK SHALE FADE  
 200-36992 20FT BLACK SHALE FADE  
 200-36994 21FT BLACK SHALE FADE



200-36100 10FT OCEAN BLUE DUNE  
 200-36110 11FT OCEAN BLUE DUNE  
 200-36120 12FT OCEAN BLUE DUNE  
 200-36130 13FT OCEAN BLUE DUNE  
 200-36140 14FT OCEAN BLUE DUNE  
 200-36150 15FT OCEAN BLUE DUNE  
 200-36160 16FT OCEAN BLUE DUNE  
 200-36170 17FT OCEAN BLUE DUNE  
 200-36180 18FT OCEAN BLUE DUNE



200-36300 10FT TEAL DUNE  
 200-36310 11FT TEAL DUNE  
 200-36320 12FT TEAL DUNE  
 200-36330 13FT TEAL DUNE  
 200-36340 14FT TEAL DUNE  
 200-36350 15FT TEAL DUNE  
 200-36360 16FT TEAL DUNE  
 200-36370 17FT TEAL DUNE  
 200-36380 18FT TEAL DUNE



200-36400 10FT BLUE SHALE FADE  
 200-36410 11FT BLUE SHALE FADE  
 200-36420 12FT BLUE SHALE FADE  
 200-36430 13FT BLUE SHALE FADE  
 200-36440 14FT BLUE SHALE FADE  
 200-36450 15FT BLUE SHALE FADE  
 200-36460 16FT BLUE SHALE FADE  
 200-36470 17FT BLUE SHALE FADE  
 200-36480 18FT BLUE SHALE FADE



200-36500 10FT BURGUNDY SHALE FADE  
 200-36510 11FT BURGUNDY SHALE FADE  
 200-36520 12FT BURGUNDY SHALE FADE  
 200-36530 13FT BURGUNDY SHALE FADE  
 200-36540 14FT BURGUNDY SHALE FADE  
 200-36550 15FT BURGUNDY SHALE FADE  
 200-36560 16FT BURGUNDY SHALE FADE  
 200-36570 17FT BURGUNDY SHALE FADE  
 200-36580 18FT BURGUNDY SHALE FADE



200-36600 10FT CAMEL SHALE FADE  
 200-36610 11FT CAMEL SHALE FADE  
 200-36620 12FT CAMEL SHALE FADE  
 200-36630 13FT CAMEL SHALE FADE  
 200-36640 14FT CAMEL SHALE FADE  
 200-36650 15FT CAMEL SHALE FADE  
 200-36660 16FT CAMEL SHALE FADE  
 200-36670 17FT CAMEL SHALE FADE  
 200-36680 18FT CAMEL SHALE FADE



200-36700 10FT SILVER SHALE FADE  
 200-36710 11FT SILVER SHALE FADE  
 200-36720 12FT SILVER SHALE FADE  
 200-36730 13FT SILVER SHALE FADE  
 200-36740 14FT SILVER SHALE FADE  
 200-36750 15FT SILVER SHALE FADE  
 200-36760 16FT SILVER SHALE FADE  
 200-36770 17FT SILVER SHALE FADE  
 200-36780 18FT SILVER SHALE FADE  
 200-36790 19FT SILVER SHALE FADE  
 200-36792 20FT SILVER SHALE FADE  
 200-36794 21FT SILVER SHALE FADE



### CAREFREE LED AWNINGS

Carefree's new LED awning option will make you the envy of the campsite with an adjustable light that is bright enough to read by. This fun, energy-saving dimmable LED's look incredible & are great for parties or just enjoying the evening outside. The 11'-15' awnings project up to 7'3" (2.21m), while the awnings from 16'-20' project up to 7'9" (2.36m).

200-37010 11FT LED SILVER SHALE FADE  
 200-37020 12FT LED SILVER SHALE FADE  
 200-37030 13FT LED SILVER SHALE FADE  
 200-37040 14FT LED SILVER SHALE FADE  
 200-37050 15FT LED SILVER SHALE FADE  
 200-37060 16FT LED SILVER SHALE FADE  
 200-37070 17FT LED SILVER SHALE FADE  
 200-37080 18FT LED SILVER SHALE FADE  
 200-37090 19FT LED SILVER SHALE FADE  
 200-37092 20FT LED SILVER SHALE FADE



## CAREFREE TRIPLE BLACK AWNINGS

It is a simple to use manual, spring loaded, rollout awning featuring a vinyl weatherguard as previously mentioned. Sizes vary - the 11' - 14' awnings project up to 7'3" (2.21m), while the awnings from 15' - 20' project up to 7' 6 3/4" (2.30m).

### Features

- > Black Springs
- > Black Weather Guard (so they roll up black)
- > Black Shale Fade Canopy (when rolled out the canopy has a black balance)

- 200-37110 11FT TRIPLE BLACK SHALE FADE**  
**200-37120 12FT TRIPLE BLACK SHALE FADE**  
**200-37130 13FT TRIPLE BLACK SHALE FADE**  
**200-37140 14FT TRIPLE BLACK SHALE FADE**  
**200-37150 15FT TRIPLE BLACK SHALE FADE**  
**200-37160 16FT TRIPLE BLACK SHALE FADE**  
**200-37170 17FT TRIPLE BLACK SHALE FADE**  
**200-37180 18FT TRIPLE BLACK SHALE FADE**  
**200-37190 19FT TRIPLE BLACK SHALE FADE**  
**200-37192 20FT TRIPLE BLACK SHALE FADE**



When replacing the Spring Assembly on your Carefree Fiesta (rollout) awning, take note of the following:

SPRING WIND CHART		
Length of Awning	Winds with Awning Closed	Winds with Awning Open
7'11" or less	6	14
8' - 12'	5	13
12' 1" - 18'	7	15
18' 11" and longer	8	16

To wind, rotate the end plug over the top and away from the RV

To unwind, rotate the end plug over the top and toward the RV

## CAREFREE ECLIPSE AWNINGS

The Carefree Eclipse awning is yet another innovative design from these 40 year strong manufacturers. It is a 12V electric awning that extends (and retracts) at the touch of a button (usually mounted near the door of your RV). You can choose to unwind it partially or to its 2.3m full extension. As the worm-gear motor unwinds the canopy, the arms glide up the vertical track (mounted to the outside wall of your RV). The end result is a stable canopy with truss like support. To retract the Eclipse simply hold the button and the motor will roll it up tight against your RV and that's it, eliminating the need to fumble for roller locks:



### Eclipse Features

#### Unmatched Performance

Eclipse has remarkable strength and support for an automatic awning, not to mention it's stylish good looks.



#### Self Levelling

No need to level the canopy before you roll it up and the genius part is that when you do unwind it again, it will unwind to its last setting.



#### Rain-dump Feature

When your Eclipse is on a flat pitch and rain is pooling on the canopy, the gas strut will momentarily retract and dump the water.



**Adjustable Pitch**

There are 6 settings on the awning arm giving you options to maximise shelter from the sun and rain.

**200-36800****14' ECLIPSE 12V SILVER SHALE FADE (NO ARMS, NO SPRINGS)****200-36810****15' ECLIPSE 12V SILVER SHALE FADE (NO ARMS, NO SPRINGS)****200-36820****16' ECLIPSE 12V SILVER SHALE FADE (NO ARMS, NO SPRINGS)****200-36830****17' ECLIPSE 12V SILVER SHALE FADE (NO ARMS, NO SPRINGS)****200-36840****18' ECLIPSE 12V SILVER SHALE FADE (NO ARMS, NO SPRINGS)**

\* All Carefree awnings are sold in two components, the vinyl and the hardware (arms). The hardware required will vary depending on size and type of RV. Please contact a Coast Team member to determine the correct hardware for your RV.

**200-33000****CAREFREE WHITE SHORT HARDWARE (POP TOP)**

Best suited for Pop Tops or smaller caravans with a straight outer wall i.e. walls with a height of 1.6m - 1.7m from the floor line up to the awning railing.

**200-33002****CAREFREE BLACK SHORT HARDWARE (POP TOP)**

Suitable for use on Pop Tops or smaller caravans with a straight outer wall i.e. walls with a height of 1.6m - 1.7m from the floor line, up to the awning railing.

**200-33008****CAREFREE BLACK LONG HARDWARE (UNIVERSAL)**

Suitable for use on larger caravans with a straight outer wall i.e. walls with a height of 1.7m - 2.1m from the floor line, up to the awning railing.

**200-33010****CAREFREE WHITE LONG HARDWARE (UNIVERSAL)**

Best suited for larger caravans with a straight outer wall i.e. walls with a height of 1.7m - 2.1m from the floor line up to the awning railing. Comes with remote lock.

**200-33012****CAREFREE AWNING HARDWARE 12V ECLIPSE**


12V Awning arms to suit the Eclipse awning. Must be fitted to a flat-walled caravan or motor home. It is 10.8cm wide and requires 1.8mt from the awning rail to the floor line.

**200-33020****CAREFREE WHITE CURVED HARDWARE BENT TOP AND BENT LEG**

Suits RV's with a curved outer wall.

**200-33022****CAREFREE WHITE CURVED HARDWARE BENT TOP AND STRAIGHT LEG**

Suits most RV's with a curved roof such as Winnebagos and Renault Trafic.

**200-34150****CAREFREE SPIGOT KIT FOR CAREFREE RAFTERS**

The Spigot pin fits into the end of the Carefree Centre Rafter, which is then inserted into the awning barrel when extended.




**200-33030****CAREFREE RAFTER STANDARD**

The standard rafter has an awning support cradle and is easy to use. The end with the awning support cradle attaches to your RV wall, allowing the rafter to swing out towards the awning roller (once extended). Simply tighten the knob on the roller and use the lever to fit to the roller. You can make the canopy as tight as you desire but take care not to stress your canopy roller. Comes in polar white and suits the Carefree Fiesta range of awnings.

**200-33040****CAREFREE RAFTER WITH GROUND SUPPORT**

Has the same benefits as the standard rafter but with an additional ground support leg. This prevents the awning roller from sagging (towards the ground) once the awning has been rolled out. The ground support and roller work together to keep the awning roller straight. Comes in polar white.

In storage  
on the side  
of your RV

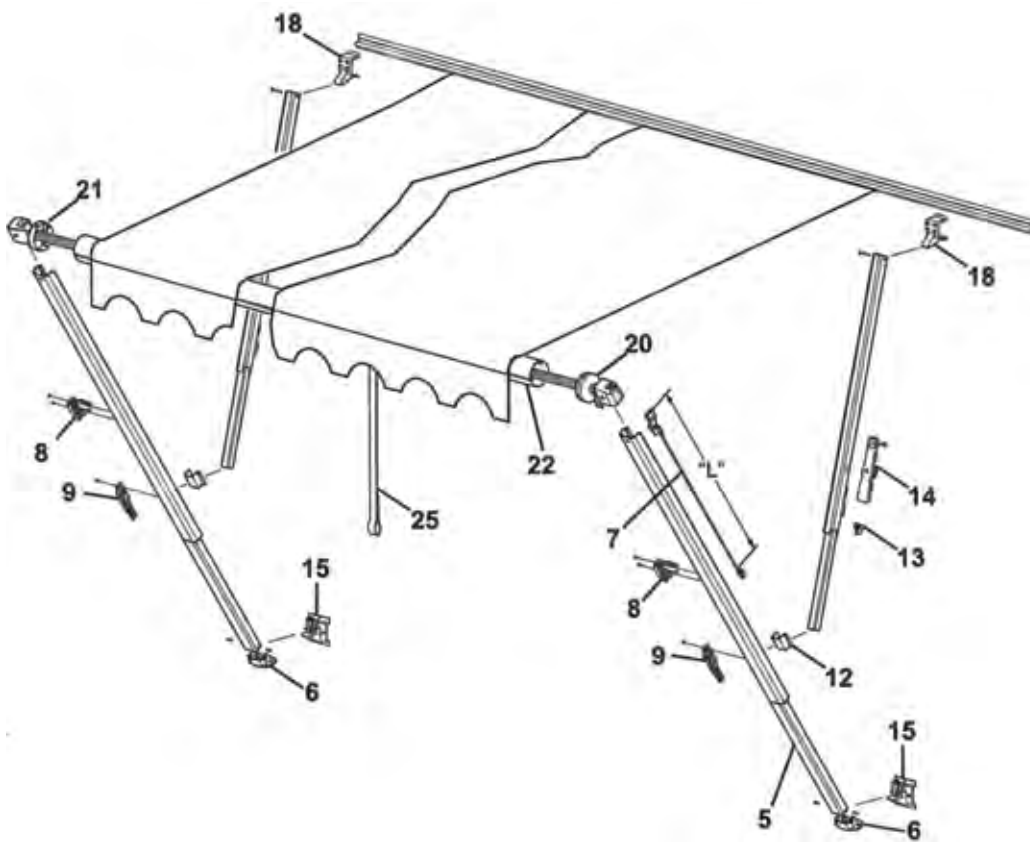


Ground  
Support  
in use

**CAREFREE SUPPORT CRADLE**

Fits all roller awning brands, the awning support has a pivoting head. Once you roll up your awning, the pivoting head receives the roller and supports it, eliminating weight stress and potential bowing in the centre of your awning roller. The awning supports will not damage the awning fabric. Recommended for use on flat walls of RVs and for awning widths of 16ft or greater.

**200-33050****CAREFREE AUTOMATIC AWNING SUPPORT CRADLE WHITE****200-33060****CAREFREE AUTOMATIC AWNING SUPPORT CRADLE BLACK**



No.	Carefree Part No.	Coast Part No.	Description
6	901020	<b>200-34200</b>	Carefree BLACK car port foot for main inner arm
	901020W	<b>200-34070</b>	Carefree WHITE car port foot for main inner arm
7	901046W	<b>200-34040</b>	Carefree hardware remote lock WHITE - length: 38.5" (97.8cm)
	901046	<b>200-34214</b>	Carefree hardware remote lock BLACK - length: 38.5" (97.8cm)
8	901017	<b>200-34202</b>	Carefree BLACK travel lock
	901017W	<b>200-34050</b>	Carefree WHITE travel lock
9	901015W	<b>200-34060</b>	Carefree WHITE lift handle
	901015	<b>200-34204</b>	Carefree BLACK lift handle
12	R00405	<b>200-34090</b>	Carefree brace slider assembly
13	901022	<b>200-34120</b>	Carefree pair of BLACK locking knob with nut
14	902801W	<b>200-34130</b>	Carefree pair of WHITE canopy clamps
15	901019W	<b>200-34080</b>	Carefree WHITE bottom bracket
	901019	<b>200-34206</b>	Carefree BLACK bottom bracket

18	901018W	<b>200-34140</b>	Carefree WHITE top bracket
	901018	<b>200-34208</b>	Carefree BLACK top bracket
20	R00925WHT	<b>200-34032</b>	Carefree WHITE spring assembly cam end for 8'to18' awning (r/hand)
	R00925BLK	<b>200-34212</b>	Carefree BLACK spring assembly cam end for 8'to18' awning (r/hand)
	R00926WHT	<b>200-34036</b>	Carefree spring assembly cam end 18' to 21' awning (r/hand)
21	R00923WHT	<b>200-34030</b>	Carefree WHITE spring assembly non cam end for 8'to18' awning (l/hand)
	R00923BLK	<b>200-34210</b>	Carefree BLACK spring assembly non cam end for 8'to18' awning (l/hand)
	R00924WHT	<b>200-34034</b>	Carefree spring assembly non cam end 18'to21' awning (l/hand)
25	R022406-001	<b>200-34160</b>	Pull down strap for Carefree Fiesta awning
	030573	<b>200-34194</b>	Carefree Screw 1/4" 20UNC x 1/4" LG S/Steel
	R030345-007-MP	<b>200-34196</b>	Carefree Semi Tube Rivet
	901035	<b>200-34170</b>	Carefree Pull Down Wand

Note: Awning 7'11" and shorter use only x1 R/Hand Spring i.e. there is no L/Hand Spring

## TIPS FOR CAREFREE AWNINGS: CARE AND MAINTENANCE

### Fabric Care

- > Do not use oil-based cleaners or any granulated/abrasive type cleaners on your Carefree awning.
- > The easiest way to delay the need for a deep clean is to simply hose down the awning fabric once a month with clear water - this prevents dirt from becoming set in into the fabric.
- > When the time comes for a thorough cleaning, you can leave the fabric on the frame. For vinyl fabric, simply use a soft brush and warm water with a natural soap. Allow the fabric to air dry completely before rolling back up.

### Mildew

- > A fungus that looks like dirt.
- > Common in areas where temperature and humidity is high, mildew can become a problem.
- > Rinse fabric with clean water and allow to air dry completely before rolling back up.

### Leaking

- > On vinyl canopies, side hems and poly cords are stitched with a sewing machine.
- > The stitching may allow water to seep through - this is normal and not a warranty defect.
- > In this instance, treat the seams with a seam sealer.

### Arm Care

- > Always keep this clean to allow the arms and braces to operate smoothly.
- > Periodically wash out the arm channels with a hose to keep them clean and eliminate dirt and debris.
- > Once the arms have been cleaned and dried completely, you can spray the joints with a dry silicone lubricant.

## CAREFREE FREEDOM 12V AWNINGS

Streamlined and easy to operate, Carefree have released the Freedom 12V box awning that mounts onto the side of your RV. By utilising the button installed inside your RV, you can open and retract the awning. Whilst opening the awning, the support arms (located in the lead bar) can be unfolded once it is at a comfortable and easy-to-reach height. The Freedom's support arms are adjustable by means of flip lock controls. To retract the awning, simply fold support arms back into the lead bar and press the button; the awning case closes and locks itself, so you are ready to continue your journey. The Freedom 12V awnings are housed in an attractive white aluminium casing and are available in two canopy colours.



Use the table below to determine which Freedom 12V awning is best for you:

Awning Size	Canopy Width	Canopy Extension
Freedom 2.5m	2.4m	2m
Freedom 3m	2.8m	2.4m
Freedom 3.5m	3.3m	2.4m
Freedom 4m	3.8m	2.4m
Freedom 4.5m	4.3m	2.4m
Box Dimensions: 14.5H x 9.1D (cm)		
Power Requirements: 12V, 15A		



**200-38100**

**FREEDOM 2.5M SILVER SHALE FADE**

**200-38110**

**FREEDOM 3.0M SILVER SHALE FADE**

**200-38120**

**FREEDOM 3.5M SILVER SHALE FADE**

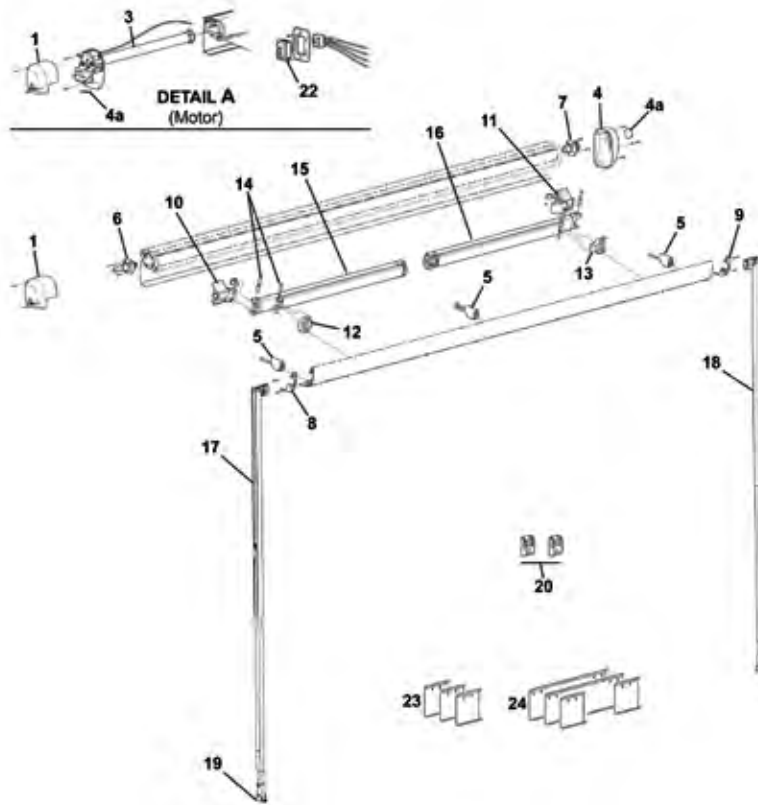
**200-38130**

**FREEDOM 4.0M SILVER SHALE FADE**

**200-38140**

**FREEDOM 4.5M SILVER SHALE FADE**





No.	Carefree Part No.	Coast Part No.	Description
6	R001618WHT	<b>200-38502</b>	Freedom L/H End Cap Top White
3	R001637WHT	<b>200-38500</b>	Freedom L/H Motor Assy White
4	R001620WHT	<b>200-38504</b>	Freedom R/H End Cap White
4a	R040792-005	<b>200-38506</b>	Freedom Plug White
5	R001621	<b>200-38508</b>	Freedom Ramp Kit Lead Rail
6	R001622	<b>200-38510</b>	Freedom L/H Roller Tube End Plug
7	R001623	<b>200-38512</b>	Freedom R/H Roller Tube End Plug
8	R001624WHT	<b>200-38514</b>	Freedom L/H End Plate Lead Rail White
9	R001625WHT	<b>200-38516</b>	Freedom R/H End Plate Lead Rail White
10	R001626	<b>200-38518</b>	Freedom L/H Knuckle Assy Case
11	R001627	<b>200-38520</b>	Freedom R/H Knuckle Assy Case
12	R001628	<b>200-38522</b>	Freedom L/H Assy Pivot
13	R001629	<b>200-38524</b>	Freedom R/H Assy Pivot
14	R001630	<b>200-38526</b>	Freedom Hardware Pack Arm Attach - 1 Arm
15	R012530-TB76L	<b>200-38528</b>	Freedom L/H Spring Arm Assy - Used with 2.57m

	R012530-TB94L	<b>200-38532</b>	Freedom L/H Spring Arm Assy - Used with 3.0m & Up
16	R012530-TB76R	<b>200-38530</b>	Freedom R/H Spring Arm Assy - Used with 2.57m
	R012530-TB94R	<b>200-38534</b>	Freedom R/H Spring Arm Assy - Used with 3.0m & Up
17	R001654-001	<b>200-38536</b>	Freedom L/H Vertical Support Leg - Used with 2.44m & 2.57m
	R001654-002	<b>200-38540</b>	Freedom L/H Vertical Support Leg - Used with 3.0m & Up
18	R001654-101	<b>200-38538</b>	Freedom R/H Vertical Support Leg - Used with 2.44m & 2.57m
	R001654-102	<b>200-38542</b>	Freedom R/H Vertical Support Leg - Used with 3.0m & Up
19	R00394	<b>200-38544</b>	Freedom Carport Foot
20	R019283-005	<b>200-38546</b>	Freedom Kit Bottom Bracket White
22	R001605	<b>200-38548</b>	Freedom Switch Kit
23	R019311-001	<b>200-38550</b>	Freedom Hardware Pack 2.43m to 4.0m
24	R019311-003	<b>200-38552</b>	Freedom Hardware Pack 4.50m to 5.0m

## CARAVAN BED FRAMES



Made from lightweight aluminium (which is 30% lighter than a standard steel bed frame), the Coast Bed Frames are designed in Australia. Their frame is powder coated in a neutral colour (stone beige) to compliment any RVs interior. Slats are made of sturdy European birch timber which is not a hard wood; it therefore offers more flexibility, making it more resilient to breaks. The slats have a textured finish on the side that makes contact with an applied mattress – this reduces shifting caused by movement. The slats are attached to the frame by means of rubber boots which are more flexible than the polypropylene alternative (as harder plastics tend to crack and split over time due to movement). Comes with a 1 year manufacturer's warranty on the frame.

**250-00300**  
**CARAVAN BED FRAME ALUMINIUM**  
**PRINCE SPLIT HEAD**

Dimensions (open): 1450W x 1580L (mm)  
 Dimensions (closed): 1450W x 1400L (mm)  
 Weight: 13.5Kg

**250-00302**  
**CARAVAN BED FRAME ALUMINIUM**  
**DOUBLE SPLIT HEAD**

Dimensions (open): 1325W x 1580L (mm)  
 Dimensions (closed): 1325W x 1400L (mm)  
 Weight: 12.5Kg



**150-00200****POP TOP INSERT BOWS**

These curved bows slide into most pop top vinyl sleeves to ensure the vinyl or canvas folds in when the roof is lowered. They extend up to 280mm in length.

**CANOPY LIFT MECHANISMS (FLAT)**

A flat 'scissor' style canopy lifter which raises the roof on a pop-top or campervan. They are made of a steel track on the bottom and top sections, as well as two flat steel lengths that form an 'X' and pivot in the centre. Available in two lengths.

**250-00500****CANOPY LIFT MECHANISM STANDARD TENSION SPRING**

Width: 900mm  
Lift Height: 685mm  
Weight Rating: 40kg

**250-00510****CANOPY LIFT MECHANISM STANDARD TENSION SPRING**

Width: 700mm  
Lift Height: 560mm  
Weight Rating: 35kg

**250-00520****CANOPY LIFT MECHANISM (TUBULAR)**

A tubular 'scissor' style canopy lifter which raises the roof on a pop-top or campervan. It is made of a steel track on the bottom and top sections, as well as two tubular steel lengths that form an 'X' and pivot in the centre.  
Width: 900mm  
Lift Height: 685mm

**250-00530****CANOPY LIFT MECHANISM 1200MM**

A flat 'scissor' style canopy lifter which raises the roof on a pop-top or campervan. It is made of a steel track on the bottom and top sections, as well as two steel lengths that form an 'X' and pivot in the centre.  
Width: 1200mm  
Lift Height: 990mm  
Weight Rating: 35kg

**CANOPY EASY LIFT ARMS**

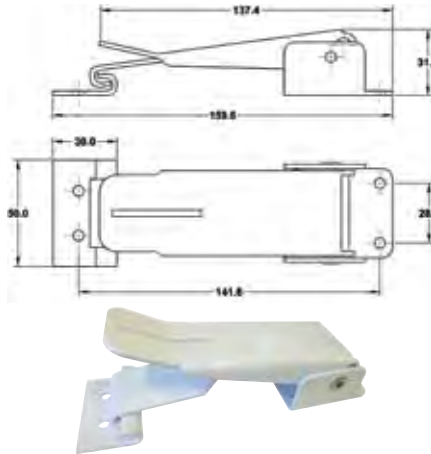
Canopy easy lift arms (pair), made from 16mm square tube steel with a wall thickness of 1.2mm.

- > White powder coat finish
- > Sold per pair

**250-00546****CANOPY EASY LIFT ARMS - SMALL****250-00548****CANOPY EASY LIFT ARMS - LARGE****250-00544****CANOPY EASY LIFT ARMS - SILVER LATCH**

**ROOF CLAMP FOR POP TOPS****250-00552****ROOF CLAMP FOR POP TOP – WHITE**

(2 Part kit)

**250-00554****ROOF CLAMP WITH J HOOK FOR POP-TOP BLACK**

Essential for all pop tops, these roof clamps secure the roof in the lowered position whilst in travel. Comes as a 2-part kit, a clamp & small J bracket.

**250-00560****J HOOK FOR WHITE POP-TOP CLAMP****250-00602****ROOF CLAMP FOR POP-TOP – SILVER**

(2 Part kit)

**250-00610****J HOOK FOR SILVER POP TOP CLAMP****250-00620****LOCKABLE ROOF CLAMP FOR POP-TOP – SILVER**

Allows you to lock your pop top roof in the closed position by using a padlock. (Padlocks are not included).

**200-08038****COAST POP TOP SUPPORT – WHITE**

Give your pop top roof support when it is in the open position. Its telescopic mechanism makes it easy to use, and once the appropriate height is achieved, a simple twist locks it in position. Made from an aluminium tube with rubber caps on each end for a non-slip fit.

**Closed Length:** 34cm**Max Open Length:** 50cm**250-03000****3 STAGE CAMPER LIFTER WITHOUT WINGS**

Once you have successfully opened your Jayco camper trailer these lifters act as a support to keep your camper trailer in the 'open' position.

**Compacted ext:** 770mm**Maximum ext:** 2047mm

## 250-03100

### COAST CAMPER ROOF SUPPORT POLE

Coast Camper Roof Support Poles are designed to provide additional support for your camper's roof.

Perfect for when your roof is up for long periods of time or if you have added additional load to your roof such as an awning. This product has the following great features:

- > Made from white powder coated lightweight aluminium
- > Rubber end caps for a non-slip fit
- > Can be trimmed down to suit a range of RVs.

#### Specifications

Length: 1500mm

Width: 22mm

Length with Rubber End Caps: 1525mm

Rubber End Cap Width: 35mm



## 250-03009

### CAMPER LIFTER CHANNEL DOOR

Door and surround to suit Jayco camper lifter channels.



## 250-03010

### PUSH RODS 66"


These strong, flexible push rods guide the roof of your camper trailer upwards as you wind the crank. They help to push the lifter arm up.



## PLASTIC BED SADDLES

## 250-03020

### PLASTIC BED SADDLE TO SUIT CAMPER



## 250-03022

### PLASTIC BED SADDLE TO SUIT EXPANDA



## TRULINE ALUMINIUM

## 250-02000


### TRULINE ALUMINIUM WHITE 5M

Also known as Millard Series 80 Aluminium. This is a powder coated aluminium edging used to seal the joins of the exterior of your RV e.g. where the side wall meets the roof or the rear panel. (Has a 25mm lip to cover the roof or front/ rear).




## 250-02002

### TRULINE ALUMINIUM CUSTOM MATT BLACK 5M




## 250-02004

### TRULINE CLEAR ANODISED 5M



## 250-02006

### TRULINE FLAT ALUMINIUM WHITE 31MM X 4.8M



## 250-02008

### TRULINE FLAT ALUMINIUM BLACK 31MM X 4.8M



## 250-02010

### TRULINE ALUMINIUM WHITE (J MOULD - NARROW) 22MM X 4.8M



## 250-02012

### TRULINE ALUMINIUM BLACK (J MOULD - NARROW) 22MM X 4.8M



**250-02014**  
**TRULINE FLAT**  
**ALUMINIUM WHITE**  
**(NARROW) 22MM X 4.8M**



**250-02016**  
**TRULINE FLAT**  
**ALUMINIUM BLACK**  
**(NARROW) 22MM X 4.8M**



### MOULD INSERT FOR SINGLE SAILTRACK


Used mostly in the manufacturing process to cover external screw points and give an overall neater appearance. Available with an 18mm width.

**250-02126**  
**WHITE MOULD INSERT**  
**100M ROLL**



**250-02136**  
**WHITE MOULD INSERT**  
**300M ROLL**

**250-02127**  
**BLACK MOULD INSERT**  
**100M ROLL**



**250-02137**  
**BLACK MOULD INSERT**  
**300M ROLL**

### MOULD INSERT FOR TRULINE ALUMINIUM

Fits inside the Truline Aluminium to cover up any unsightly screws. (Sold per metre)

**250-02128**  
**WHITE MOULD INSERT**  
**100M ROLL**



**250-02138**  
**WHITE MOULD INSERT**  
**250M ROLL**

**250-02130**  
**BLACK MOULD INSERT**  
**100M ROLL**




**250-02140**  
**BLACK MOULD INSERT**  
**250M ROLL**


## SAILTRACK

A solution to fixing one end of your roll out awning to the wall of your RV or the roof of your pop top. Alternatively, mount these vertically onto the walls of your RV enabling you to install an annexe room. Drilling is required to attach to the wall of the RV. Comes in two colours.

**200-08100**  
**SAILTRACK SINGLE**  
**SIDED 6M MILL FINISH**



**200-08102**  
**SAILTRACK DOUBLE**  
**SIDED 6M MILL FINISH**



**200-08104**  
**SAILTRACK SINGLE**  
**SIDED 6M WHITE**



**200-08105**  
**SAILTRACK SINGLE**  
**SIDED 6M BLACK**




**200-08106**  
**SAILTRACK DOUBLE**  
**SIDED 6M WHITE**




**200-08107**  
**SAILTRACK DOUBLE**  
**SIDED 6M BLACK**



**200-08110**  
**SAILTRACK SINGLE**  
**SIDED 4.3M WHITE**




**200-08112**  
**SAILTRACK DOUBLE**  
**SIDED 4.3M WHITE**



**200-08129**  
**TOP FIX CURTAIN TRACK 5M (MILL FINISH)**

An anodised aluminium curtain track that comes pre drilled. Runners are not included.



## COAST ALUMINIUM CLADDING

### Specifications

Sheet Thickness: 0.55mm

Tolerance: 3005, H44 temper

Top Finish: Polyester paint (25um thick) with and 80% applied.  
 (It is then covered with a 35-50um plastic film for protection)

Bottom Finish: Grey primer paint (5-7um thick)

**250-01100**  
**6.1 X 0.315 CP10 DEEP VIOLETONE**  
**WHITE PLASTIC FILM**


**250-01110**  
**7.3 X 0.315 CP10 DEEP VIOLETONE**  
**WHITE PLASTIC FILM**

**250-01120**  
**8.0 X 0.315 CP10 DEEP VIOLETONE**  
**WHITE PLASTIC FILM**

**250-01130**  
**6.1 X 0.315 CP10 DEEP VIOLETONE**  
**WHITE NO PLASTIC FILM**

**250-01140**  
**7.3 X 0.315 CP10 DEEP VIOLETONE**  
**WHITE NO PLASTIC FILM**

**250-01150**  
**8.0 X 0.315 CP10 DEEP VIOLETONE**  
**WHITE NO PLASTIC FILM**



**250-01200**  
**6.1 X 0.315 CPSF10 SHALLOW VIOLETONE**  
**WHITE PLASTIC FILM**


**250-01210**  
**7.3 X 0.315 CPSF10 SHALLOW VIOLETONE**  
**WHITE PLASTIC FILM**

**250-01220**  
**8.0 X 0.315 CPSF10 SHALLOW VIOLETONE**  
**WHITE PLASTIC FILM**

**250-01230**  
**6.1 X 0.315 CPSF10 SHALLOW VIOLETONE**  
**WHITE NO PLASTIC FILM**

**250-01240**  
**7.3 X 0.315 CPSF10 SHALLOW**  
**VIOLETONE WHITE NO PLASTIC FILM**

**250-01250**  
**8.0 X 0.315 CPSF10 SHALLOW VIOLETONE**  
**WHITE NO PLASTIC FILM**



**250-01300**  
**2.44 X 1.22 CP48 VIOLETONE**  
**WHITE PLASTIC FILM**

**250-01320**  
**2.44 X 1.22 CP48 VIOLETONE**  
**WHITE NO PLASTIC FILM**



**250-01310**  
**2.44 X 1.22 CPF3 VIOLETONE**  
**WHITE PLASTIC FILM**


**250-01330**  
**2.44 X 1.22 CPF3 VIOLETONE**  
**WHITE NO PLASTIC FILM**



**TAPE FOAM GREY PVC SEALING**

This general purpose foam tape is manufactured for use in applications requiring positive seals on irregular surfaces or when flex and conformability to tight radius curves are critical considerations.

- > Low density foam is easy to compress and conformable, but is still strong and resilient
- > Insulates against temperature, sound and vibration
- > Formulated from durable Poly Vinyl Chloride (PVC) for long service life.
- > Closed cell structure completely seals out air, moisture, light and dust when compressed at least 30%.

**250-02500****6.4MM THICK X 12MM X 15.2M****250-02502****9.5MM THICK X 12MM X 7.0M****250-02504****12.7MM THICK X 12MM X 7.0M****250-02506****6.4MM THICK X 18MM X 15.2M****250-02508****9.54MM THICK X 18MM X 7.0M****250-02510****12.7MM THICK X 18MM X 7.0M**



## THE LIPPERT RANGE



Exclusively available through Coast to Coast, Lippert present their ready-to-use in Wall Slide Out Systems, allowing Australian manufacturers to provide more living space to RV consumers without compromising overall size. In order to provide greater flexibility, improved aesthetics and pricing, Lippert Slide Out Systems are no longer sold in kits. Individual components can now be ordered to suit your specific requirements and a list of parts and required quantities is now available. For your convenience it is still possible to order all the components that make up each of the superseded kits. Just let your friendly Coast to Coast sales team know the kit number and quantity required and we'll handle the rest.

### Durable and Corrosion Resistant

Lightweight anodised aluminum resists rust better than systems with chains, cables and exterior mounting brackets.

### More Space

Slide-Out mechanism fits inside the wall cavity leaving significantly more interior space. Other bulky systems require a slide room fascia to cover motor and pulleys.

### Leak Free

The 50/50 power split ensures both slide room sides properly compress seals. Independent side control allows different stroke lengths to compensate for bulb seals setting or wearing down unequally.

### Lightweight

Lightest slide system on the market keeps overall RV weight down.

### No Adjustments

The In-Wall Slide-Out System never needs complicated adjustments.

### Smart Control Technology

Smart system continually monitors motors for safe operation, and stops the slide-out if an issue is detected.

### Specifications

- > Each Slide Out System (per side) consists of: x1 Motor Drive, x2 Drive Gears and x1 Torque Shaft
- > Can be installed on RVs with a wall thickness of 25-38mm
- > Has a manual override function
- > Switch is mounted internally (to move room in or out)

Slide Out Room Kit 1	1478mm-610mm
Slide Out Room Kit 2	1578mm-610mm
Slide Out Room Kit 3	1678mm-610mm
Slide Out Room Kit 4	1478mm-910mm
Slide Out Room Kit 5	1578mm-910mm
Slide Out Room Kit 6	1678mm-910mm
Slide Out Room Kit 7	1978mm-910mm
Slide Out Room Kit 8	1813mm-910mm



CTC P/N	DESCRIPTION	QTY	UNIT	NOTE	D-SEAL METRE
<b>SLIDE OUT H COLUMN AND RACK</b>					
250-05030	Lippert Slide Out H Column and Rack Only. 1478mm-610mm. V000293019		ea	1 per Kit	14
250-05032	Lippert Slide Out H Column and Rack Only. 1578mm-610mm. V000293020		ea		14
250-05034	Lippert Slide Out H Column and Rack Only. 1678mm-610mm. V000293021		ea		15
250-05036	Lippert Slide Out H Column and Rack Only. 1478mm-910mm. V000299431		ea		14
250-05038	Lippert Slide Out H Column and Rack Only. 1578mm-910mm. V000299432		ea		14
250-05040	Lippert Slide Out H Column and Rack Only. 1678mm-910mm. V000299433		ea		15
250-05042	Lippert Slide Out H Column and Rack Only. 1978mm-910mm. V000317788		ea		16
250-05044	Lippert Slide Out H Column and Rack Only. 1813mm-910mm. V000323782		ea		15
250-05046	Lippert Slide Out H Column and Rack Only. 911mm-889mm. V000355073	N/A			
<b>CONTROLLER</b>					
250-05100	Slide Out Room Controller. 211852		ea	1 per Kit	
<b>HARNESS</b>					
250-05152	Lippert Slide Out 20' (6096mm) Harness for Controller to Motor. 229755		ea	2 per Kit	
<b>SWITCH</b>					
250-05156	Switch (40 amp) with 4 Wire Pigtail for Slide-Out. 0187505		ea	1 per Kit	
<b>EXTERIOR T MOLD AND T MOLD COVERS (BLACK/WHITE)</b>					
250-05162	Aluminium T-Mold 1801 15' (4572mm) Black (Hole Punched). 0713833		ea	3 per Kit	
250-05164	Aluminium T-Mold 1801 15' (4572mm) Polar White (Hole Punched). 0713834		ea	3 per Kit	
250-05166	Plastic Corner Cover for Aluminium T-Mold White "700". 0713867		ea	4 per Kit	
250-05168	Plastic Corner Cover for Aluminium T-Mold Black "700". 0713866		ea	6 per Kit	
250-05170	Aluminium Angle 40mm x 25mm x 3mm x2400mm		ea	3 per Kit	
<b>RUBBER SEAL AND CORNER CUP SEAL</b>					
250-05172	Top Double Wiper Seal Black in 15' (4572mm) Length. 0713831		ea	1 per Kit	
250-05174	Bottom Single Wiper Seal Black in 15' (4572mm) Length. 0713836		ea	1 per Kit	
250-05180	Rubber "D" Seal Black (Sold per Metre). 0713835		Metres	Refer to "D-Seal" Column	
250-05176	Bottom Right Hand Corner Cup Seal Black. 0217506		ea	1 per Kit	
250-05178	Bottom Left Hand Corner Cup Seal Black. 0217505		ea	1 per Kit	
<b>FLOOR ROLLER</b>					
250-05158	Slide Out Room Roller & Bracket 26mm. 217900		ea	6 per Kit	





# SECTION 2



## CAMPING EQUIPMENT

(Product Group - 300)

Camping Accessories	060 - 064
CGI Outdoor Furniture	065 - 067
Coast Outdoor Gazebo	068
Beaver Cookware	069
RV Kitchenware	070
Palm Drinkware and Kitchen Accessories	071 - 075

## CAR ACCESSORIES

(Product Group - 350)

Towing Accessories	076 - 081
Towing Mirrors	081 - 084
Brake Controllers	085 - 089
Fiamma Carry Bikes and Accessories	089 - 093
Hayman Reese Hitches	094 - 096
Eaz Lift WDH and Accessories	097 - 101
Tips For Safer Towing	102 - 103
RV Coaster	104
Throttle Controllers	105

**300-00100**  
**RV COLLAPSIBLE BUCKET**

Made from a rugged and watertight material, this bucket is the perfect size for RVing, camping and fishing. With an 11L capacity and opening up to 23.5cm tall, it takes up minimal storage space by folding to a compact 3.5cm when not in use. Comes with a convenient zippered storage bag.



**300-00750**  
**COAST DIRECTORS CHAIR**

Made from durable polyester and super lightweight aluminium, the Coast Directions Chair is the ideal travelling companion. The padded backrest and seat ensure extra comfort. A compact table with recessed cup holder can be locked into place on one side and a convenient pocket is located on the other side.

**Dimensions:** 47W x 43D x 80H (cm)

**Max Weight Rating:** 113kg



**300-00106**  
**COAST COLLAPSIBLE BUCKET**

Perfect for RVs and camping, this 9L bucket collapses down to a height of just 3.5cm. It even comes with a handy zip up storage bag.



**ANNEX ACCESSORIES**

**300-00200**  
**ROOF RAIL**

Extends up to 9' (274cm). Has a 19mm inner tube and a 22mm outer tube. Australian made galvabond tubing - comes with a bracket, spigot end and t-nut.



**300-00210**  
**TENT POLE**

Has a galvanised tube, t-nut & spigot end. Diameter ranges from 19mm (inner) to 22mm outer tube. Maximum extension is 9' (274cm).



## CAMCO CAMPING ESSENTIALS

**300-01100**

**LANTERN HANGER**

Helps to keep bugs up and away from your campsite (lantern not included).



**300-01102**

**MULTIPURPOSE SCISSORS**


Has detachable stainless steel blades.



**300-01104**

**MULTIFUNCTION TOOL**

Folds up neatly to fit into a pocket or the included carrycase.



**300-01106**

**6 EGG CARRIER**



**300-01108**

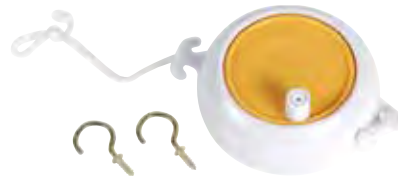
**12 EGG CARRIER**



**300-01110**

**LAUNDRY REEL**

Has 21 feet (6.4m) of laundry line.



**300-01112**

**EXPANDABLE WATER CARRIER**

Holds up to 8L of water.



**300-01114**

**FOLDING SHOVEL**

Length: 61cm

Folds to: 24cm



**300-01116**

**SNAP FASTENER KIT**

Comes with a flaring tool and setting base.



**300-01118**

**12" TENT PEGS**



**300-01120**

**9" TENT PEGS**



**300-01122**  
**TENT PEG PULLER**



**300-01124**  
**VINYL TABLECLOTH**

Has rounded edges and an easy to clean waterproof surface.

Dimensions: 132W x 213L (cm)



**300-01126**  
**KNIFE SHARPENER**



**300-01128**  
**STRETCH CORD**

Has black coated steel hooks and is 127cm in length (unstretched).



**300-01130**  
**MINI STRETCH CORDS**

Comes in a set of four 25.4cm cords, all with hardened steel hooks.



**300-01132**  
**CAMCO HAPPY HOUR FLAG**

This flag will let your friends know that after a hard day at the RV park, you're ready to relax and enjoy the evening.



**300-01134**  
**CAMCO TIPSYP STIX**

Holds a variety of beverages and snacks. Beverage holders lock in two ways for standard size beverages. Bonus snack holder holds bowls and plates. Great for outdoor parties and activities.





## GLO-X POWERLESS ILLUMINATION

Glo-X offers 'powerless illumination' and has been developed using the latest in light recycling technology. Due to its unique properties, Glo-X is ideal for use in areas where power is not readily available, but illumination is required.

### 300-01451

#### GLO-X 60MM ROUND MARKER

Glo-X Round Markers can be used for a wide range of applications including trailers, caravans, driveways, night guidance, fishing, boating, camping, post marking and safety markings. Easily attachable by a screw, rivet or bonding.

The Round Markers charge quickly with any form of powered or natural light and then illuminate for 10+ hours depending on light conditions. Applied to stairs or hidden obstacles during low light periods or in the event of a power failure. A Round Marker can add a personal touch of illumination to many products that will set you apart from others.

FULL LUMINANCE EFFECT IS BEST ACHIEVED IN TOTAL DARKNESS.

#### Applications

- > Trailers
- > Guy rope tent peg marker
- > Driveway / letterbox marker
- > Night guidance
- > Fishing, boating
- > Camping
- > Post marking
- > Hazard safety marking

#### Specifications

- > DIAMETER: 60 mm
- > THICKNESS: 4 mm
- > CENTRE HOLE DIAMETER: 5 mm



### 300-01452

#### GLO-X 100MM STRAIGHT MARKER

Glo-X Straight Markers can be used for a wide range of applications including trailers, caravans, driveways, night guidance, fishing, boating, camping, post marking and safety markings. Easily attachable by a screw, rivet or bonding.

The Straight Markers charge quickly with any form of powered or natural light and then illuminate for 10+ hours depending on light conditions. Applied to stairs, uneven surfaces or at gradient changes, as well as rope hazards during low light periods or in the event of a power failure. A Straight Marker can add a personal touch of illumination to many products that will set you apart from others.

FULL LUMINANCE EFFECT IS BEST ACHIEVED IN TOTAL DARKNESS.

#### Applications

- > Trailers
- > Camping guy rope tensioner
- > Caravan step marker
- > Driveways
- > Night guidance
- > Fishing
- > Boating
- > Post marking
- > Hazard safety marking

#### Specifications

- > LENGTH: 100 mm
- > HEIGHT: 25 mm
- > THICKNESS: 7 mm
- > END HOLE: 4 mm



**300-01456****GLO-X 90 X 55MM SIGN TILE MARKER**

Glo-X Sign Marker is easily locatable and encourages way finding and identification in low light situations. The size of a business card, this marker can be personally formatted into any symbol, wording or signage.

Can be used for a wide range of applications including caravans, trailers, driveways, night guidance, fishing, boating, camping, emergency and personal identification, instructions and safety markings. The Sign Marker comes with a black marker pen to enable you to personalise the use and application of the signs.

FULL LUMINANCE EFFECT IS BEST ACHIEVED IN TOTAL DARKNESS.

**Applications**

- > Address and name marking
- > Emergency equipment location marking
- > Personal notes
- > Hazard awareness
- > Preventative signage

**Specifications**

- > DIMENSIONS: 90 x 55 mm
- > THICKNESS: 2.5 mm

**300-01457****GLO-X 42MM ZIP MARKER 4PK**

Glo-X Zip Marker will charge quickly with any form of powered or natural light and then illuminate for 10+ hours depending on light conditions.

Glo-X Zip Markers can easily connect to an existing zip. With a wide range of applications available including tents, backpacks, sleeping bags and clothing, this zip marker is essential for use when locating a zipper in a low level light situation as well as being a powerless long lasting personal safety indicator. The Glo-X Zip Marker will charge quickly with any form of powered or natural light and then illuminate for 10+ hours depending on light conditions.


FULL LUMINANCE EFFECT IS BEST ACHIEVED IN TOTAL DARKNESS.

**Applications**

- > Easily clipped onto an existing zip
- > Ideal for use when locating tent zips
- > Perfect for backpacks, clothing and sleeping bag zips

**Specifications**

- > LENGTH: 40 mm
- > HEIGHT: 10 mm
- > THICKNESS: 5 mm





GCI Outdoor provide high-quality, feature-rich products that inspire you to get outdoors. Renowned for their innovation, GCI's range of outdoor furniture is ideal for camping, RV'ing, fishing, and watching sports.

**300-01500**

**PICO DIRECTORS CHAIR**

With the patented PICO Telescoping System™, the PICO Arm Chair™ folds down to 1/16th of its size and stores conveniently in a messenger-style bag with a padded shoulder strap. The carry bag doubles as the Chair Back Storage Caddy™, with space for magazines, a beverage, sunglasses, etc. The PICO Arm Chair™ also includes two mesh side storage pockets and a mesh side beverage holder. Lightweight and sturdy anodized aluminum and powder-coated steel frame. Ideal for camping, RV'ing, fishing, and watching sports.

- > Folds down to the size of a laptop bag with patented PICO Telescoping System™
- > Carry/storage bag doubles as Chair Back Storage Caddy™
- > Beverage holder, media pocket and storage pocket
- > Easy to open, close, carry and store
- > Powder-coated aluminum and steel frame
- > Breathable nylon mesh and polyester fabric
- > Scratch-free nylon-coated feet
- > Supports 113.6 kg
- > **Open size:** 53 x 55 x 86 cm
- > **Folded size:** 50 x 10 x 31.5 cm
- > **Seat height:** 43 cm
- > **Unit weight:** 4.4 kg
- > **Carton Quantity:** 4
- > SOLD SINGULARLY



**300-01510**

**XPRESS DIRECTORS CHAIR**

With patented Xpress Telescoping Technology™, the Xpress Director's Chair™ folds down to 1/16th of its size - about the size of a laptop case. The Xpress Director's Chair can be easily transported with its courier style shoulder strap. This chair has a breathable mesh backrest and side beverage holder. Ideal for camping, RV'ing, fishing, and watching sports.

- > Folds down to size of a laptop with patented Xpress Telescoping Technology™
- > Beverage holder
- > Easy to open, close, carry and store
- > Powder-coated steel frame
- > Scratch-free nylon-coated feet
- > Supports 113.6 kg
- > **Open size:** 60.3 x 45 x 92.7 cm
- > **Folded size:** 7 x 45 x 45 cm
- > **Seat height:** 49 cm
- > **Unit weight:** 4 kg
- > **Carton Quantity:** 4
- > SOLD BY THE CARTON



### 300-01520 FREESTYLE ROCKER

The Freestyle Rocker™ is a stylish and comfortable rocking chair for the great outdoors! Designed with a patent-pending Spring-Action Rocking Technology™, this chair rocks smoothly while enjoying your favourite outdoor activity.

- > Folds flat for storage
- > Includes convenient carry handles for easy transport
- > Easy to open, close and carry
- > Powder-coated steel frame
- > Supports 113.6 kg
- > **Open size:** 61 x 63.5 x 88.5 cm
- > **Seat Height:** 50 cm
- > **Folded size:** 63.5 x 12.5 x 88.5 cm
- > **Unit weight:** 5.5 kg
- > **Carton Quantity:** 2
- > SOLD BY THE CARTON



### 300-01540 3 POSITION DIRECTORS CHAIR

The 3-Position Director's Chair™ folds flat and compact with its patent-pending Slim-Fold design. The chair folds 40% smaller than same-style director's chairs and features a three-position backrest for ultimate comfort.

- > Three-position adjustable backrest
- > Folds flat for storage
- > Convenient carry handle for easy transport
- > Easy to open, close and carry
- > Breathable nylon mesh and polyester fabric
- > Powder-coated steel
- > Scratch-free nylon-coated feet
- > Chair supports 113.6 kg
- > **Seat height:** 51 cm
- > **Open size (chair only):** 61 x 62 x 103 cm
- > **Folded size:** 54.5 x 9.5 x 82 cm
- > **Unit weight (including ottoman):** 7.4 kg
- > **Carton Quantity:** 3
- > SOLD BY THE CARTON



### 300-01530 PACKSEAT

The PackSeat™ portable stool is a quick and easy way to "take a load off" - just about anywhere. The Shock-Cord Construction™ snaps the legs into place for set-up in seconds.

- > Patented Shock-Cord Construction legs for easy set-up
- > Patented Anti-Splay Reinforcement Panel for added leg strength
- > Powder-coated aluminum
- > Supports 113.6 kg
- > Carry bag with closure strap, buckle and carabiner
- > **Open size:** 38 x 36 x 52 cm
- > **Seat height:** 52 cm
- > **Folded size:** 10 x 11 x 40 cm
- > **Unit weight:** 0.6 kg
- > **Carton Quantity:** 8
- > SOLD SINGULARLY



### 300-01700 COMPACT CAMP TABLE

The Compact Camp Table 20™ features a unique one-piece compact design. This table folds to 1/2 the size of other camp tables.

- > Aluminum-frame and table top
- > Telescoping leg design allows a full-sized table to fold compactly
- > Seats two people or use as side table
- > **Open size:** 45.7 x 50.5 x 60.5 cm
- > **Folded size:** 45.7 x 5 x 45.5 cm
- > **Weight capacity:** 27.3 kg
- > **Unit weight:** 1.8 kg
- > **Carton Quantity:** 4
- > SOLD BY THE CARTON



**300-01710****COMPACT CAMP TABLE**

Designed with telescoping legs - just pull down legs for use; push up legs for storage. When legs are extended, this is a great table for up to four people.

- > Aluminum-frame and table top
- > Telescoping leg design allows a full-sized table to fold compactly
- > Seats four people
- > **Open size:** 63 x 63.5 x 71.6 cm
- > **Folded size:** 63 x 5 x 61.7 cm
- > **Weight capacity:** 27.3 kg
- > **Unit weight:** 2.8 kg
- > **Carton Quantity:** 4
- > SOLD BY THE CARTON

**300-01720****ONE PIECE COOK STATION**

The Cook Station sets up and breaks down in a flash with its hassle-free one-piece design. It has an aluminum counter top, a lower rack for storage and four plastic fold-out side tables.

- > Folds flat for storage
- > Easy to open, set up and close
- > Four multi-use fold-out side tables - beverage, wine glass, garbage bag, paper towel and utensil holder (weight limit per table: 13.6 kg)
- > Aluminum counter top (weight limit: 21.8 kg)
- > Lower rack for storage/dry goods (weight limit: 15.9 kg)
- > Powder-coated steel frame
- > **Open size:** 53 x 132 x 82 cm
- > **Folded size:** 53 x 9.5 x 88 cm
- > **Unit weight:** 8.6 kg
- > **Carton Quantity:** 2
- > SOLD BY THE CARTON



## COAST OUTDOOR GAZEBO



Escape the Aussie sun when you're outdoors with Coast to Coast's Fold Away Gazebo. This 3 meter square gazebo features removable privacy walls complete with fly screen and roll up windows blinds. Adjustable to 3 different heights the gazebo also folds up into a convenient carry case for easy transportation and storage.

**300-04000****COAST OUTDOOR GAZEBO****Features**

- > Simple frame setup - no tools required.
- > Zip up windows on three walls with fly screen to keep the bugs out
- > Double layer entry with a zip up privacy and fly screen door
- > Folds down to compact size for easy transportation and storage
- > Comes with carry case, guy ropes and pegs

**Specifications**

- > **Dimensions:** 3m x 3m
- > **Adjustable Height:** 180cm, 190cm, 200cm
- > **Adjustable Peak Height:** 275cm, 285cm, 295cm
- > **Packed Dimensions:** 140L x 25W x 28H (cm)
- > **Packed Weight:** 15.2kg
- > **Material:** 185T Polyester Taffeta





Free up precious space in your RV kitchen with Beaver Cookware. Made in Italy from 99.5% pure aluminium, this lightweight cookware features a specially designed base ensuring even heat distribution, and a food-grade, non-stick coating and will cook for up to five people. The handles and lids are interchangeable and they all pack into one compact unit. The fry pans also feature a folding handle for easy storage. Suitable for both gas and electric hobs and dishwasher safe.

**Beaver StoneRock Fry Pans feature:**

- > Push button folding handle which makes for easy storage
- > Non stick coating
- > Made from 99.5% aluminium
- > Perfect for camping and caravanning
- > Can be used on gas or electric cooktops
- > Dishwasher safe
- > Made in Italy

**300-02010**  
**STONEROCK FRYPAN 22CM**

**300-02012**  
**STONEROCK FRYPAN 24CM**

**300-02014**  
**STONEROCK FRYPAN 26CM**



**300-02016**  
**STONEROCK WOK 28CM**



**300-02018**  
**STONEROCK GRILL 28CM**



**300-02004**  
**STONE ROCK 22**  
(10 Piece Set)

**Set Contains**

- x2 interchangeable handles,
- x1 20cm pot, x1 20cm frypan,
- x1 22cm colander, x1 22cm pot with handles,
- x1 16cm pot, x1 20cm stainless steel lid,
- x1 22cm stainless steel lid, x1 22cm frypan



### POLYSAFE DRINKWARE

Polysafe drinkware is guaranteed not to crack or shatter, is microwave, dishwasher and campsite safe and has a comfortable drinking lip. An economical solution in a classic design.

**300-03000**  
**VINO BLANCO GOBLET**  
 (250ML)



**300-03014**  
**SPARKLING FLUTE**  
 (180ML)



**300-03002**  
**CHAMPAGNE FLUTE**  
 (170ML)



**300-03016**  
**COLINS TUMBLER**  
 (270ML)



**300-03018**  
**COLINS TUMBLER**  
 (335ML)



**300-03004**  
**JASPER HIGBALL TUMBLER**  
 (425ML)



**300-03020**  
**COLINS TUMBLER**  
 (425ML)



**300-03006**  
**ESPRESSO CUP**  
 (250ML)



**300-03008**  
**JASPER HIGBALL TUMBLER**  
 (285ML)



**300-03010**  
**DOUBLE JASPER TUMBLER**  
 (375ML)





## PALM PRODUCTS

### Marc Newson Tritan Drinkware Collection

The Marc Newson Tritan Drinkware Collection is the result of a collaboration between designer Marc Newson, described as the most influential designer of his generation and the engineering and production skills of Robert Wilson and his team at Palm Products.

Their objective was to create the world's finest range of unbreakable drinkware which boasts the following features:

- > Guaranteed unbreakable and dishwasher safe for 10 years in private use and one year in commercial use.
- > Superior dishwasher stability - the drinkware will not crack, break, scratch or go grey and will resist staining.
- > Non-slip base aids stability and acts as a coaster, protecting surfaces.
- > Stable, shorter shapes with well-weighted, wide bases.
- > Tumblers stack securely, saving space and preventing damage.

**300-03600**

**WHISKY CUP WITH CLEAR BASE 285ML**

**300-03602**

**HIGHBALL CUP WITH CLEAR BASE 425ML**

**300-03604**

**WINE GLASS WITH CLEAR BASE 300ML**

**300-03606**

**FLUTE GLASS WITH CLEAR BASE 180ML**



**300-03608**

**WHISKY CUP WITH WHITE NONSLIP BASE 285ML**

**300-03610**

**HIGHBALL CUP WITH WHITE NONSLIP BASE 425ML**

**300-03612**

**WINE GLASS WITH WHITE NONSLIP BASE 300ML**

**300-03614**

**FLUTE GLASS WITH WHITE NONSLIP BASE 180ML**



**300-03616**

**WHISKY CUP WITH BLACK NONSLIP BASE 285ML**

**300-03618**

**HIGHBALL CUP WITH BLACK NONSLIP BASE 425ML**

**300-03620**

**WINE GLASS WITH BLACK NONSLIP BASE 300ML**

**300-03622**

**FLUTE GLASS WITH BLACK NONSLIP BASE 180ML**



# 2

PALM DRINKWARE

**300-03624**  
WHISKY CUP WITH BLUE  
NONSLIP BASE 285ML

**300-03626**  
HIGHBALL CUP WITH BLUE  
NONSLIP BASE 425ML

**300-03628**  
WINE GLASS WITH BLUE  
NONSLIP BASE 300ML

**300-03630**  
FLUTE GLASS WITH BLUE  
NONSLIP BASE 180ML



**300-03640**  
WHISKY CUP WITH VIVID BLUE  
NONSLIP BASE 285ML

**300-03642**  
HIGHBALL CUP WITH VIVID BLUE  
NONSLIP BASE 425ML

**300-03644**  
WINE GLASS WITH VIVID BLUE  
NONSLIP BASE 300ML

**300-03646**  
FLUTE GLASS WITH VIVID BLUE  
NONSLIP BASE 180ML



**300-03632**  
WHISKY CUP WITH GREEN GLOW IN DARK  
NONSLIP BASE 285ML

**300-03634**  
HIGHBALL CUP WITH GREEN GLOW IN DARK  
NONSLIP BASE 425ML

**300-03636**  
WINE GLASS GREEN WITH GLOW IN DARK  
NONSLIP BASE 300ML

**300-03638**  
FLUTE GLASS WITH GREEN GLOW IN DARK  
NONSLIP BASE 180ML



**300-03648**  
WHISKY CUP WITH CADMIUM ORANGE  
NONSLIP BASE 285ML

**300-03650**  
HIGHBALL CUP WITH CADMIUM ORANGE  
NONSLIP BASE 425ML

**300-03652**  
WINE GLASS WITH CADMIUM ORANGE  
NONSLIP BASE 300ML

**300-03654**  
FLUTE GLASS WITH CADMIUM ORANGE  
NONSLIP BASE 180ML



## SORONA PLATE AND BOWL RANGE

Sorona plates and bowls are guaranteed unbreakable in normal use. They are dishwasher and microwave safe as well as scratch and stain resistant. The collection stacks securely and efficiently for transport and storage. The sizes fit in typical galleys and RVs and are a suitable size for outdoor use.

- > The materials used are able to withstand dishwasher temperatures and chemicals.
- > Microwave Safe for Reheating
- > The tough surface is highly scratch and stain resistant.
- > High quality, safe, approved for food contact and sustainable.

**300-03656**  
BOWL WITH BLACK  
NONSLIP BASE 15CM

**300-03658**  
MEDIUM PLATE WITH BLACK  
NONSLIP BASE 21CM

**300-03660**  
LARGE PLATE WITH BLACK  
NONSLIP BASE 25CM



**300-03662**  
BOWL WITH NAVY  
NONSLIP BASE 15CM

**300-03664**  
MEDIUM PLATE WITH NAVY  
NONSLIP BASE 21CM

**300-03666**  
LARGE PLATE WITH NAVY  
NONSLIP BASE 25CM



**300-03668**  
BOWL WITH VIVID BLUE  
NONSLIP BASE 15CM

**300-03670**  
MEDIUM PLATE WITH VIVID BLUE  
NONSLIP BASE 21CM

**300-03672**  
LARGE PLATE WITH VIVID BLUE  
NONSLIP BASE 25CM



**300-03674**  
BOWL WITH ORANGE  
NONSLIP BASE 15CM

**300-03676**  
MEDIUM PLATE WITH ORANGE  
NONSLIP BASE 21CM

**300-03678**  
LARGE PLATE WITH ORANGE  
NONSLIP BASE 25CM



## THE PALM CAFFE CUP

The Palm Caffe Cup has a beautiful, tactile design and many distinctive features:

- > A leak-proof lid which clicks open and closed with a simple push.
- > The lid has a ceramic feel and both the cup and lid area are made from a non-absorbent material eliminating stains and odours.
- > A handy window showing how much is left in your cup
- > The cup and lid click apart for easy and thorough cleaning.
- > Dishwasher and microwave safe.
- > Allows a natural drinking action- the lid allows the liquid to flow as it would from a cup and has a wider opening for other contents such as soup.
- > Non-slip base and low centre of gravity for stability.

**300-03680**

**MEDIUM CAFFE CUP BLACK WITH NONSLIP BASE 300ML**

**300-03682**

**MEDIUM CAFFE CUP VIVID BLUE WITH NONSLIP BASE 300ML**

**300-03684**

**MEDIUM CAFFE CUP ORANGE WITH NONSLIP BASE 300ML**

**300-03686**

**MEDIUM CAFFE CUP PURPLE WITH NONSLIP BASE 300ML**



## PALM TRITAN ALFRESCO DRINKWARE

Guaranteed unbreakable—made from super-tough BPA-free Tritan—this range of drinkware has the clarity of glass and dishwasher safe from 10 years.

**300-03688**

**WHISKY CUP CLEAR 450ML**

**300-03690**

**HIGHBALL CUP CLEAR 550ML**

**300-03692**

**WINE GLASS CLEAR 350ML**

**300-03694**

**FLUTE GLASS CLEAR 200ML**



## PALM TRITAN HIKING DRINKWARE

The Tritan Hiking range from Palm is designed for easy storage and transport. Guaranteed unbreakable and dishwasher safe for 10 years (private use). This range is the perfect choice to take on bushwalks and on the road.

**300-03696**

**WHISKY CUP 285ML**

**300-03698**

**HIGHBALL CUP 425ML**

**300-03700**

**WINE GLASS 260ML**

**300-03702**

**FLUTE GLASS 190ML**



## PALM TRITAN FRIDGE JUG

The Palm Tritan Fridge Jug has many great features making it perfect for your RV, caravan and camping.

- > Drip-free spout the innovative v-shaped spout makes pouring a breeze as well as keeping ice cubes from falling into your glass.
- > The ergonomic handle is easy to hold with its large vertical grip section
- > The lid slides on easily yet locks when tipped.
- > Designed to fit standard fridge doors, the jug is not too high or wide.
- > Innovative design and production means there are no unsightly seam lines.

**300-03704**

**FRIDGE JUG WITH CLEAR LID 1.3L**

**300-03706**

**FRIDGE JUG WITH WHITE LID 1.3L**

**300-03708**

**FRIDGE JUG WITH BLACK LID 1.3L**

**300-03710**

**FRIDGE JUG WITH BLUE LID 1.3L**



## PALM TRITAN SALAD BOWL

The Palm Tritan Salad Bowl with lid is a truly versatile item for your pantry. Unbreakable and dishwasher safe, this virtually airtight bowl can be used in many different ways, saving you precious storage space in your caravan or RV.

- > Salad bowl with lid keeps freshness in.
- > The lid on its own can be used as a serving tray.
- > The bowl can be used for all of your favorites such as chips, salad or fruit.
- > Flip the bowl over and it can be used with the lid as a base creating a covered cake tray.
- > Once inverted the bowl can be used to cover serving plates for freshness and hygiene.

**300-03712**

**SALAD BOWL WITH CLEAR LID 26.5CM**

**300-03714**

**SALAD BOWL WITH WHITE LID 26.5CM**

**300-03716**

**SALAD BOWL WITH BLACK LID 26.5CM**

**300-03718**

**SALAD BOWL WITH BLUE LID 26.5CM**



## TOW BALLS &amp; ACCESSORIES

**350-00018****ARK TOW BALL MOUNT & TOW BALL**

The adjustable Ark Tow Ball Mount is designed to level your trailer and vehicle. It has five adjustable points and is suitable for 4x4s.

**Max Towing Capacity: 2500kg\***

*\* The towing capacity of the Ark Tow Ball Mount may exceed the towing capacity of the tow bar or vehicle. Always refer to the manufacturers specifications regarding the towing capacity of your tow bar or vehicle.*

**350-00021****ARK BLACK SHIN PROTECTOR WITH TOW BALL COVER**

Ensures that the tow ball cover is secured whilst towing, suitable for 50mm and 1 7/8" tow balls.

**350-00022****3.5 TON, 50MM CHROME PLATED TOW BALL**

**Shank Size: 22.23mm**  
Diameter x 51mm,  
Towing Capacity 3500kg

**350-00024****3.5 TON, 50MM CHROME PLATED TOW BALL**

**Shank Size: 22.23mm**  
Diameter x 62mm,  
Towing Capacity 3500kg

**350-00026****2.5 TON, 50MM CHROME PLATED TOW BALL**

**Shank Size: 22.23mm**  
Diameter x 80mm,  
Towing Capacity 2500kg

**350-00028****2.0 TON, 25.4MM HI RISE 50MM CHROME PLATED TOW BALL**

**Shank Size: 22.23mm**  
Diameter x 51mm,  
Towing Capacity 2000kg



## REESE TOW VEHICLE ACCESSORIES

**350-00040****RATCHETING CARGO BAR**

Strong and easy to use, the Reese® Ratcheting Cargo Bar will keep your cargo secured in the ute tub, tray or boot. Fitted with rubber end pads it will also protect the vehicle from scratches and metal contact.

The Ratcheting Cargo Bar extends from 102cm to 178cm, fitting most tub and cab chassis utes even fitting SUV or family wagon boots to keep the shopping and luggage where you need it most.

- > Helps prevent cargo from moving during travel
- > Universal fit extends from 102cm to 178cm
- > Padded ratcheting handle making comfortable tightening a breeze
- > Easy ratchet function to tighten means that installation is quick and easy
- > Rubber ends ensure that the vehicle is protected from scratches and cargo slippage



**350-00042****SMALL TAILGATE PROTECTIVE PAD**

- > Simple installation and removal
- > Secures to tailgate with two attached straps with buckles
- > Top buckle strap secures cargo down to tailgate during transit
- > 600D weather resistant heavy duty fabric with a heavy duty foam core
- > Pad measurement 45cm x 22cm

**350-00044****LARGE TAILGATE PAD**

- > Universal - fits most medium and larger size tailgates
- > Pad measurement 135cm x 70cm
- > Added cushioning and protection
- > Rainproof tarpaulin material
- > Three straps wrap around tailgate and secure with three buckles
- > Additional hook and loop straps secure cargo to the pad
- > Flap in centre of pad allows tailgate handle access
- > 600D weather resistant heavy duty fabric with a heavy duty foam core

**350-00046****TARP CLIPS 4 PC JAR**

Need to anchor your tarp, awning or tent but don't have any usable eyelets?

Reese® Tarp Clips are the answer, made with high impact resistant plastic; the Tarp Clips provide hook anchor points to replace torn eyelets or to add additional anchor points where needed. They are ideal for securing canopies, tarps, awnings, tents, covers and much more.

The vice-like gripping power keeps your tarp in place to keep your gear safe and secure from the elements. Sold in a handy-to-store container, the Tarp Clips are ready when you are.

- > Made of high impact resistant material that will not damage tarps or canopies
- > Ideal for securing tarps, canopies, awnings, tents, covers and much more
- > Heavy Duty and crack resistant
- > Vice-like gripping power
- > Easy to tighten, easy to release
- > Comes in a handy reusable container for storage; you'll never have to hunt around for them in your toolbox or bag again

**350-00048****HITCH PIN LOCK & 3.6M CABLE**

Prevent theft and lock your equipment, perfect for ute trays, trailers, caravans, roof and bike racks. Lock your cargo with ease

- > Installs in seconds with a push to lock feature
- > Stays on while towing
- > Braided steel for strength and flexibility
- > 3.6m vinyl coated 10mm cable
- > Corrosion resistant



**350-00050**  
**CHROME CLIP-ON TOW BALL COVER**

Protect your clothing from grease, clips on securely thanks to the spring clip inside, suits 50mm & 47.63mm (1 7/8") tow balls.



**350-00052**  
**BLACK SOFT PVC TOW BALL COVER**

Protect your clothing from grease, fits securely thanks to the moulded shape, suits 50mm & 47.63mm (1 7/8") tow balls.



**350-00054**  
**BLACK CLIP-ON TOW BALL COVER**


Fits securely thanks to the spring inside, suits 50mm & 47.63mm (1 7/8") tow balls.



**350-00056**  
**TOW BALL BUDDY COVER & SHIN PROTECTOR**

Enhance the look of your tow bar and keep your shins out of trouble with the ark tow ball buddy.

- > Clip on chrome cover
- > Covers ball and ball mount
- > Soft shin protector
- > Suits 50mm and 1 7/8" tow balls



**350-00060**  
**HAYMAN REESE HITCH STEP**

Designed to stay in place whilst towing, the Hitch Step mounts over your tow ball. Three simple steps is all it takes to assemble your step onto the towbar's tow ball mount. The step features a high grade aluminium body with machine cut non-slip tread, making it corrosion resistant and giving extra grip for those slippery situations.

- > Easy to install, 4 bolts and you're done
- > Fits virtually any towbar, with a flat sided tow ball mount
- > Aluminium construction that is light-weight, corrosion resistant and looks great on the back of your car
- > High-grip non-slip step, keeping you safe in the wet
- > Raised upper lip to prevent you sliding off
- > Ideal for boat owners, helps keep your feet dry when launching or retrieving your boat

**Specifications**

**Weight Capacity:** 120kg

**Length:** 355mm

**Width:** 75mm



**350-00070**  
**BLACK SHIN PROTECTOR**

No more bruised shins. Made from soft rubber the shin protector fits securely over the tow bar goose neck.



**350-00086**  
**ARK DUAL PURPOSE HITCH PIN LOCK**  
 Slimline design, can be used with or without lock, suits 50.8mm (2") x 50.8mm (2") class 4 receivers from 65mm - 80mm, comes with spring clip for extra protection, chrome plated finish, towing rating 3500kg





## SHACKLES

"The current standard applying to shackles is AS 2741-2002, however this standard does not specifically cover the use of rated shackles in an application such as attaching a trailer to a tow bar. This standard covers the use of shackles for lifting purposes.

The Caravan Industry Association of Australia's recommendation is that a shackle meeting the requirements of AS 2741-2002 be used to secure rated safety chains up to 3500kg capacity.

### Suitable shackles have the following specifications:

- > Meet the requirements of AS 2741-2002
- > Shackle grade is "S" or "6"
- > Working load limit (WLL) is 1000kg
- > Shackle diameter is 10mm
- > Either "bow" or "dee" shackle design is suitable, although it is noted that the "bow" design provides greater angular displacement

A significant detail to understand is that the breaking load of a shackle is generally six times the working load limit." Source: RVMAP Technical Alert - D-Shackle Confusion Resolved, 20.10.2014

**450-05000**  
**DEE SHACKLE**  
**GALVANISED 8MM (5/16")**  
 Not to be used with safety chains as this is a general purpose shackle.



**450-05002**  
**DEE SHACKLE**  
**GALVANISED 8MM (5/16")**  
 Rated to 0.75t



**450-05010**  
**DEE SHACKLE**  
**GALVANISED 10MM (3/8")**  
 With a working load rating of 320kg and a proof load rating of 640kg. Not to be used with safety chains as this is a general purpose shackle.



**450-05012**  
**DEE SHACKLE**  
**GALVANISED 10MM (3/8")**  
 Rated to 1t



**450-05020**  
**DEE SHACKLE**  
**GALVANISED 12MM**  
 A working load rating of 520Kg and a proof load rating of 1040Kg. Not to be used with safety chains as this is a general purpose shackle.



**450-05022**  
**DEE SHACKLE**  
**GALVANISED 11MM (7/16")**  
 Rated to 1.5t




**450-05024**  
**DEE SHACKLE**  
**GALVANISED 13MM (1/2")**  
 Rated to 2.0t



## HAND BRAKE SPARES

**450-05050**  
**HAND BRAKE WIRE**  
**CABLE**  
 4mm x 10m length



**450-05060**  
**HAND BRAKE CABLE ADJUSTER**  
 (With Pulley)



**450-05070**  
**HAND BRAKE CABLE**  
**CLIPS**



**450-05080**  
**BRAKE CABLE PULLEY**



## ALKO COUPLINGS

**450-05100**  
**2000KG 2-HOLE SNAP ON COUPLING**  
**(PAINTED)**

A fixed coupling suited to fit either where there are no brakes on the trailer, or the braking system does not require activation from an overrun coupling.



**450-05110**  
**2000KG 2-HOLE SNAP ON COUPLING**  
**WITH BALL ADJUSTER**

Mounting Hole: 101.6L x 13.5W (mm) zinc plated surface, ball to first centre.  
 Hole: 77mm



**450-05120**  
**3500KG ELECTRIC COUPLING WITH**  
**HAND BRAKE**

A zinc plated coupling that is simple to attach to the tow ball.

Mounting Hole: 182.5L x 55W (mm)  
 Diameter: 13.5mm



**450-05130**  
**2000KG MECHANICAL OVERRIDE**  
**COUPLING (NO PLATE)**

A zinc plated coupling that is suited to 50mm ball types.


Mounting Hole: 184L x 54W x 13.5 Diameter (mm)  
 Ball to first centre hole: 137mm



**450-05140**  
**BRAKE PLATE FOR MECHANICAL**  
**OVERRIDE COUPLING**

Has a painted surface.

Mounting Hole: 184L x 54W x 13.5 Diameter (mm)



**450-05146****ALKO AKS TOW BALL RETENTION PLATE**

AKS anti-rotation 50mm tow ball plate for lug type tow bar 75mm wide.

**450-05147****ALKO AKS HIGH RISE 50MM TOW BALL**

AKS anti-rotation 50mm high rise tow ball (black).

**450-05150****HYDRAULIC CONVERSION WITH 3/4" MASTER CYLINDER**

Converts mechanical couplings to hydraulic couplings (a more reliable braking system), suited for vehicles with a hydraulic drum/brake set up, zinc plated.

**TOWING MIRRORS****350-00322****TOWING MIRROR STRAP ON**

Type To Suit 4x4's - Clips onto your existing mirror without obstructing vision, adjustable to fit mirrors in the range of 114.3 - 292.1 (mm), sold singularly.

**350-00324****TOWING MIRROR DUAL**

Clips onto your existing mirror without obstructing vision, has an adjustable blind spot mirror with convex lens, sold singularly.

**350-00330****TOWING MIRROR REPLACEMENT PLASTIC BUCKLE****350-00332****TOWING MIRROR REPLACEMENT RUBBER STRAP****350-00402****MILENCO FALCON MIRRORS**

Lightweight and strap free, these Falcon mirrors feature an aerodynamic head to limit vibration whilst towing. They're super easy to attach to your vehicle's existing side mirrors, simply position the rubber grips onto your side mirror and tighten the thumb wheels accordingly. The convex mirror head is adjustable to maximise your tow vision. The Falcon comes with a handy storage bag and is suitable for use on most 4WD's and vans e.g. Nissan Navara. Sold in pairs.

**Mirror Head:** 220W x 140H (mm)

**Arm:** 420mm



## MILENCO TOWING MIRRORS

**350-00403**

### MILENCO GRAND FALCON CONVEX TOWING MIRROR (TWIN PACK)

The Grand Falcon Mirror offers a new design utilising a similar operation as the Milenco Grand Aero Mirror, but with using only a single thumb screw on each clamp for quick and easy fitting with a larger head, giving maximum field of view. Typically the larger field of view will show the roof, down to the wheels on the towed caravan/trailer.

Fitting is extremely simple with a single screw that clamps both the car mirror and the arm at the same time.



**350-00405**

### MILENCO AERO 3 XXL WIDE CONVEX MIRROR (TWIN PACK)

The Aero Extra Wide Mirrors and Grand Aero Extra Wide Mirrors are the same as the Aero 3 Mirrors and the Grand Aero 3 Mirrors. This mirror has longer arms for wider caravans, RV's or travel trailers, the Extra Wide Mirrors are only available in convex.

This enables users to have a better field of vision, particularly in instances when they have a narrow car and a wide caravan.



**350-00406**

### MILENCO GRAND AERO 3 FLAT TOWING MIRROR (TWIN PACK)

The Grand Aero 3 Mirror offers all the benefits of the Aero 3 Mirror, plus the maximum view possible, combined with very high stability. With the Grand Aero 3 Mirror it enables you to see the top and bottom of your caravan so you can avoid hazards, such as low trees branches, sign posts sticking out etc. As you would expect from Milenco, this is a very high quality product, manufactured with the best materials available.

The mirror screws are high-grade stainless steel and turn in brass inserts that will never corrode. The mirror glass is chrome safety glass, which will offer extremely long life and will not discolour after a few years.



**350-00407**

### MILENCO GRAND AERO 3 EXTRA WIDE CONVEX TOWING MIRROR (TWIN PACK)

The Aero Extra Wide Mirrors and Grand Aero Extra Wide Mirrors are the same as the Aero 3 Mirrors and the Grand Aero 3 Mirrors. These mirrors have longer arms for wider caravans, RV's or travel trailers, the Extra Wide Mirrors are only available in convex.

The arm is approximately 41cm, as opposed to the Aero standard arm of 31cm.

This enables you to have a better field of view particularly when you have a narrow car and a wide caravan.




**350-00408**  
**MILENCO MGI SAFETY TOWING MIRROR**  
**CONVEX SINGLES**

This mirror is ideal for those who tow occasionally. The MGI - Milenco Safety Mirrors are simple to fit, but more importantly, they meet all the latest Safety Regulations for Towing Mirrors. The tensioning straps and handles means they can be adjusted to fit most typical traditional car mirrors. Sold in singles



**MILENCO TOWING MIRRORS SPARES**

**350-00411**  
**MILENCO REPLACEMENT AERO PADS (2**  
**PER PACK)**



**350-00412**  
**MILENCO AERO MIRROR HEADS CONVEX**



**350-00414**  
**MILENCO AERO EXTRA WIDE ARMS PAIRS**



**350-00415**  
**MILENCO AERO GRAND MIRROR HEADS**  
**FLAT**



**350-00416**  
**MILENCO AERO GRAND MIRROR HEADS**  
**CONVEX**



**350-00419**  
**MILENCO AERO CLAMPS**



**350-00500**  
**COAST DOOR MOUNT MIRROR**

Suitable for most 4x4's, cars & vans, the Coast door mounted towing mirror is ideal for towing caravans, campers, horse floats & boats. Comes with a bonus 50mm blind spot mirror for maximum vision capability. Also includes an additional large bracket and strap to suit thicker door types. Sold singularly.



**350-00502**  
**COAST MIRROR HEAD ONLY T/S DOOR**  
**MOUNT MIRROR V2**

Head only for Coast door mount mirror V2.



### REICH TOWING MIRRORS



Reich made quite a name for themselves when they developed the Move Control Series of caravan movers. Now these innovative Germans have produced a range of towing mirrors designed to give you a vibration free, hassle free & obstruction free towing experience. They feature a turn knob which controls the length of the straps, ensuring maximum tightening security onto the existing car mirror.

**350-00600**  
**REICH EXCELLENT VIEW TOWING MIRROR**

The pioneer in the Reich Mirror Series, adjustable clip on mirror suitable for vans, 4x4's, motor homes etc, rigid construction minimizing vibration, has rubber suckers to protect your cars mirror, has a large 20 x 13(cm) convex mirror. Sold singularly.



**350-00610**  
**REICH HANDY MIRROR XL**

Features positive adjustable straps with quick release, has an adjustable mirror head, the jointed arms allow for installation on large size vehicle mirrors, has a large 20 x 13cm convex mirror. Sold singularly.



**350-00620**  
**REICH HANDY MIRROR XL EXTENDED**

Same features as the XL mirror above but has longer arms making it suitable to tow wider & longer caravans. Sold singularly.



**350-00640**  
**REICH SPEEDFIX MIRROR**

The name says it all! The Speedfix is a clip-on mirror with a patented rod end. The innovative fastening system, in conjunction with a semi-flex arm, ensures suitability with most 4WD and car mirrors. The rigid design and aerodynamic head ensures a vibration-free towing experience. Comes with a carry bag and is sold in pairs.

**Mirror Head:** 210W x 120H (mm)

**Arm:** 350mm



**350-01212****HAYMAN REESE GUARDIAN IQ BRAKE CONTROLLER**

Features a "boost" button allowing users to apply more initial trailer braking power when towing heavier caravans. The Guardian is continually checking its diagnostics for the proper connections and works proportionally in reverse. There is no need for any level adjustments. Also has a quick and easy disconnect cable enabling convenient storage for when the Guardian is not in use. Suitable for up to 3 axles. Comes with mounting bracket, hardware and installation instructions.

**350-01218****HAYMAN REESE COMPACT IQ PROPORTIONAL BRAKE CONTROLLER**

The Compact IQ is the 'proportional' version of the 'time-activated' Compact brake controller (part number 350-01216 above). The Compact IQ encompasses minimalism, thanks to its super easy plug and play installation. Two dials are left on the dashboard facilitating easy operation, while the actual controller is installed behind or under the dashboard. Suitable for use with 1-3 axles, it includes a 'boost' function to give the driver the ability to set a minimum braking power. An LED indicator (one of the dials on the dashboard) constantly shows the status of the braking system. The Compact IQ is fully compatible with Electronic Stability Control systems and comes with a Hayman Reese 3yr warranty.

**350-01216****HAYMAN REESE COMPACT REMOTE MOUNT BRAKE CONTROLLER**

Compact in size, the Compact is an electric brake controller for 1-3 axles. The main control unit is mounted out of sight, leaving the controls to be mounted on the dash of your vehicle. By installing a brake controller remotely, the install is less likely to interfere with airbag deployment and also ensures there are no issues with hitting or damaging the brake control unit. The Compact also features a "Sync Control" dial - this gives the driver more control when applying the trailers brakes. The "Sync Control" can be adjusted according to the driver's preference or road conditions. Components include: the brake control unit, a quick connect plug, a power output/manual override button, sync control and an LED indicator. Comes with a 3 year manufacturer's warranty.



**350-01222****ENERGIZER III BRAKE CONTROLLER  
PENDULUM TYPE**

Known as a "motion sensing" brake controller. The Energiser produces caravan braking directly proportional to the tow vehicle's braking i.e. the faster the tow vehicle decreases its speed, the quicker the caravan's brakes respond. The Energiser has a 'quick-connect' connector making removal for storage easy. Its adjustable pendulum levelling system has a visual level indicator for safe levelling, while the manual braking slide control lever will override gain settings for powerful emergency braking and it will activate the caravan's brake lights for added safety. The LED warns of any potential short circuits and also has a light that will brighten in accordance to the braking power. Suitable for single or twin axle trailers.

**350-01232****TEKONSHA #9030 VOYAGER 12V BRAKE  
CONTROL**

The Voyager has recessed controls which protect the gain and level settings from accidental readjustment. Its internal sensor measures the amount of deceleration and sends the required amount of power to the trailer brakes. Its circuitry ensures minimum interference with other electronic systems such as ABS & cruise control. The Voyager has the traditional 4-wire hook up and comes with a U-shaped bracket for permanent installation. The LED display shows a complete circuit when green and as power (whether manual or automatic) is applied, it will change colour. Suitable for single and double axle trailers.

**350-01238****TEKONSHA PRODIGY P2 12V BRAKE  
CONTROL**

Suitable for 1 - 4 axle trailers, the Prodigy P2 is a proportional style brake controller. It is designed to work in with electronic-over-hydraulic brake systems and has numerous mounting options, incorporating 360 degree vertical rotation. The Prodigy P2 adjusts itself to the terrain as you drive, making it especially handy when reversing into tough spots. It works proportionally in reverse, with the ability to disable itself when it is not needed. The "boost" feature gives users the ability to apply more braking power when towing heavier trailers/horse floats, which also gives you more control. When not being used, the Prodigy P2 can be easily disconnected allowing for storage elsewhere.

**Weight:** 590g

**Dimensions:** 76H x 114W x 267L (mm)

**350-01240****TEKONSHA P3 DIGITAL BRAKE  
CONTROLLER**

The P3 is an electric trailer brake control suitable for single, double, triple and quadruple axle trailers. It allows you to select between electric and electric over hydraulic brakes. The digital display allows for easy interpretation of the diagnostics such as output current, battery/ brake and output voltage. A flashing red warning alerts users to "No Trailer Brake" situations and you're able to customise the LCD display, changing the language, colour and contrast settings. All controls are easily accessed on the front of the unit which can be easily disconnected and stored when not in use - it even comes with a padded storage pouch.





**350-01246****GSL 24V ELECTRONIC BRAKE CONTROLLER**

The 24V EBC has all the same features as the 12V EBC but it operates at 24V. This makes it better suited to vehicles such as trucks or imported RVs that require the higher voltage, with a 12V output to your trailer's electric brakes.

**Nominal Operating Voltage:** 24VDC

**No Current Load:** 30mA

**Dimensions:** 40H x 80W x 125D (mm)

**Weight:** 270g

**350-01250****TEKONSHA BREAKAWAY SWITCH (2010)**

For trailers over 2000kg (Gross Trailer Mass) it is a requirement that a mechanism is in place in the event that if the trailer and tow vehicle separate accidentally, the trailer brakes are applied at full power for at least 15 minutes. One way to combat this is with a breakaway switch which sets the trailer brakes in case the trailer breaks away, however this is not to be used as a parking brake. Made from nylon with a weldable tab.

**350-01260****TEKONSHA SHUR-SET III BREAKAWAY KIT**

Kit includes a 5A battery with lockable case and nylon breakaway switch and only weighs 2.5kg.

**Dimensions:** 15.9L x 16.2W x 21.6H (cm)

**350-01274****BREAKSAFE REMOTE BATTERY MONITOR**

To be used in conjunction with the Breaksafe 6000 (part #350-01280 below), this remote monitor is fitted to the tow vehicle and checks the charge condition of the Breaksafe battery each time the brakes are applied. If the battery is low, a red light will be visible on the front panel of the monitor and a buzzer will sound.

**Dimensions (mm):** 63W x 22H x 49L

**350-01276****BREAKSAFE BATTERY**

A maintenance free and rechargeable sealed lead acid (SLA) battery. 12V, 7AH.

**Dimensions:** 151L x 65W x 94H (mm)

**350-01280****BREAKSAFE BREAKAWAY SYSTEM 6000**

The Breaksafe 6000 is suitable for use in caravans, trailers & horse floats. It is compact & easy to install &, has easy access to the battery compartment for servicing. Its lead acid battery as well as the internal circuit board case is enclosed offering better resistance to water. Suits all electric brakes & is charged using your vehicle's battery.

*It is a requirement by law, for trailers registered in NSW to have a battery monitor on board. Please purchase part #350-01274 (Breaksafe Remote Battery Monitor) in conjunction with the Breakaway System 6000.*



## BREAKSAFE ACCESSORIES

**350-01283****BREAKAWAY SWITCH WITH COIL CABLE**

The Breaksafe Breakaway Switch now comes with a new coil cable and stainless steel quick release clip for easy connection to your towing vehicle. This also makes the connection to the tow vehicle much neater. The coil cable stretches to 1.2mts for connection to the tow vehicle and will compress to 100mm when disconnected.

**350-01285****BREAKAWAY COIL CABLE WITH PIN AND RELEASE CLIP**

Suitable for Breaksafe Breakaway switches only, this option is available if you already have a Breaksafe Breakaway Switch.



## TEKONSHA PRODIGY SPARE PARTS

**350-01300****TEKONSHA PRODIGY MOUNTING BRACKET****350-01310****TEKONSHA PRODIGY POCKET MOUNT KIT****350-01320****TEKONSHA PRODIGY HARNESS KIT**

## TOW SECURE BREAKAWAY KITS

**350-01406****TOW SECURE TS2000 BREAKAWAY CONTROL + HARNESS WITH TEKONSHA SWITCH**

A 'break-away' system is compulsory on all trailers over 2,000kg GTM. Each state/territory has their own rules regarding their towing legalities. For example, all trailers registered in NSW are required to have a brake battery monitor fitted. This brake battery monitor need to be visible from the driver's seat. Coast recommends contacting your local roads and traffic authority regarding your state's towing legalities.

The Tow Secure TS2000 automatically applies the trailer brakes and the trailer stop lights in the event that the trailer separates from the tow vehicle. The TS2000 uses the battery in your RV as its source of energy storage meaning that without an internal battery it is nice and compact. It features a 5m wiring harness to connect to the RVs battery which it will not draw power from while on standby

It has a wireless receiver which is housed on the dash so that the driver can monitor the battery status via LED and audible alarms. The control module performs a 'self-test' every time the tow vehicles' engine is started to ensure everything is operable and whilst towing. The control module can be paired with multiple wireless receivers - this may be required if the same trailer is towed by different vehicles.

- > Reduced size thanks to no internal battery
- > No power draw while on standby
- > 5m Wiring Harness
- > Power indicating LED

**350-01408****TOW SECURE TS1500 BREAKAWAY CONTROL + HARNESS WITH TEKONSHA SWITCH**

The Tow Secure TS1500 automatically applies the trailer brakes and the trailer stop lights in the event that the trailer separates from the tow vehicle.

The direct replacement for the TS1000, the TS1500 has updated electronics so that there is no draw on the internal 12v battery while on standby. This model is ideally suited for trailers that don't typically have an onboard battery such as dog trailers, box trailers and horse floats.

**350-01500**  
**TOW SECURE**  
**CHARGER**

Input: 100/240VAC ~ 50/60Hz  
 Output: 15VDC ~ 1A Max.



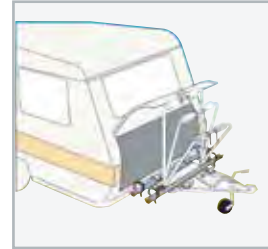
**350-01502**  
**TOW SECURE RECEIVER ONLY**



**350-02012**  
**FIAMMA CARRY BIKE CARAVAN XL A**

A convenient and compact solution for transport of up to two bicycles. It fits all caravans with a standard a-frame and pivots forward allowing access to the storage compartment. Easily installed (no drilling required) and the rail support base has been reinforced with a new aluminium blocking system.

Max Load Weight: 35kg



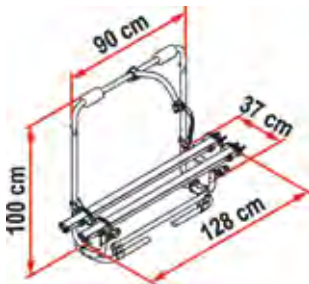
**CARRY BIKES**

Flexible and sturdy with a renewed design, the best-selling Fiamma bike carriers boast a new shape and colour to blend perfectly with most modern RVs.

**350-02010**  
**FIAMMA CARRY BIKE CARAVAN XLA**  
**PRO 200**

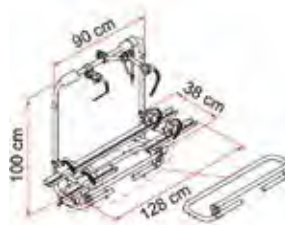
Suited for mounting on the a-frame of a caravan, the XLA Pro 200 balances on top of the a-frame allowing you to open your storage compartment even with the bikes still mounted. It carries a maximum of two bicycles and is slightly smaller to accommodate shorter a-frame bars.

Max Load Weight: 50kg



**350-02014**  
**CARAVAN XL A PRO 200 E-BIKE**


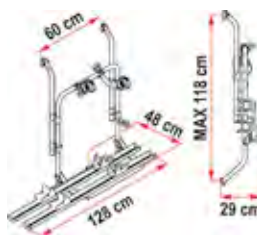
Model designed to be installed on the caravan A-frame for carrying two E-Bikes. Suitable for all A frames.



**350-02016**  
**FIAMMA CARRY BIKE VAN 200D**

An easily installed bike carrier for vans with double rear doors (no need to drill the vehicle). The wheelbase is adaptable, from 58 - 62cm, to adapt to different sized doors. Carries up to two bicycles and is suited to vehicles such as: Fiat Ducato before 1999, Ford Transit and Ford Transit (high roof).

Max Load Weight: 35kg

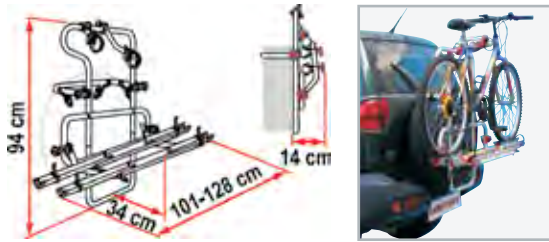


### 350-02020

#### FIAMMA CARRY BIKE BACKPACK 4X4

Best suited to minivans the Backpack 4x4 is quickly installed onto the rear spare tyre by means of sturdy straps, however it will be necessary to remove the cover of the spare tyre. Has a folding rail support and can hold two bicycles. When installing, be sure not to cover the license plate or lights.

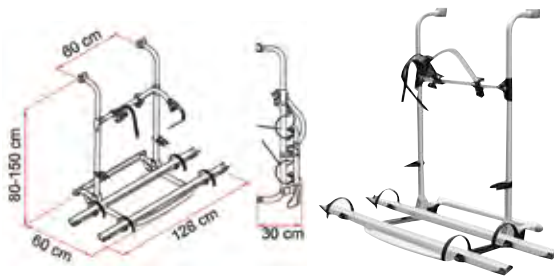
**Max Load Weight:** 35kg



### 350-02042

#### FIAMMA CARRY BIKE PRO WITH BLACK AESTHETICS

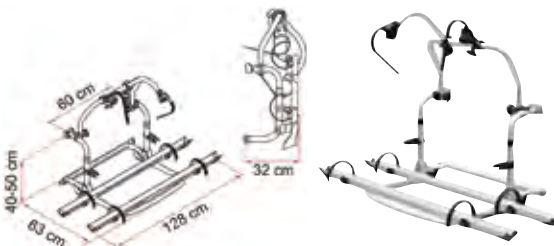
This telescopic bike carrier, the longer version of the pro series, has a highly adjustable upper structure for better stability and is height adjustable from 80cm to 150cm. Able to carry up to 4 bicycles.



### 350-02044

#### FIAMMA CARRY BIKE PRO C WITH BLACK AESTHETICS

This compact and classic bike carries is the short version of the pro series. It can be installed under the rear window while still allowing the window to open. The Pro C can be installed on most motorhomes and has been recommended as one of the strongest bike carriers on the market. Able to carry up to four bicycles.



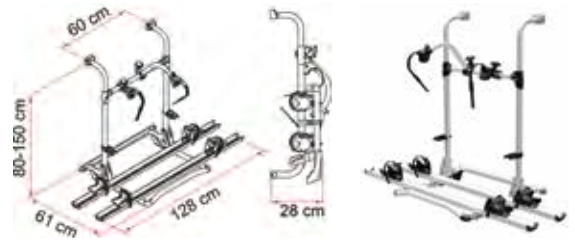
## PRO SERIES E CARRY-BIKES

Two structurally sturdy models, equipped with fixed rail support base designed specifically for electric bikes, featuring the Bike Block Pro S and Rail Premium.

### 350-02046

#### FIAMMA CARRY BIKE PRO E-BIKE WITH BLACK AESTHETICS

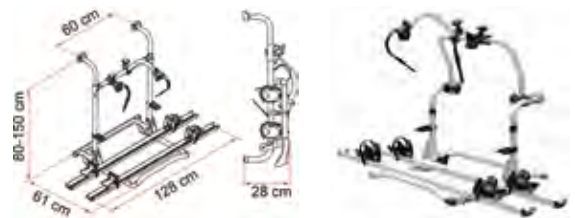
The telescopic bike carrier, leader of Pro line, here in the special version for E-Bikes. Has a highly adjustable upper structure for better stability. The rounded tube structure is easily adjustable from 80 to 150cm in height to fit different installation requirements.



### 350-02048

#### FIAMMA CARRY BIKE PRO C E-BIKE WITH BLACK AESTHETICS

The Pro Series E-Bike carrier can be installed also under the rear window of the motorhome whilst still allowing it to open. It is the most compact on the market.

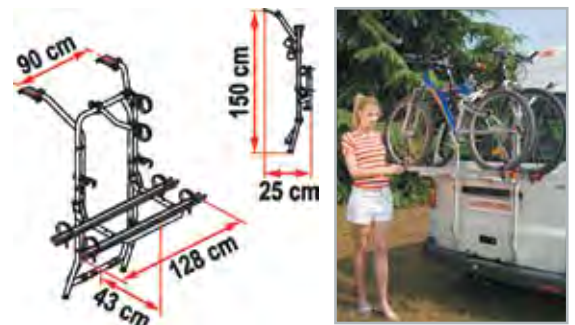


### 350-02062

#### FIAMMA CARRY BIKE VWT5

Another one of Fiamma's best sellers, the Carry Bike VWT5 is easily installed (no drilling required) on VWT5's built after July 2003. It is designed for T5's with a single rear door and has the capacity to fit up to four bicycles.

**Max Load Weight:** 60kg



### 350-02080

#### FIAMMA CARRY BIKE LIFT 77 BLACK

The Carry Bike Lift 77 lowers as much as 77cm enabling the bikes to be loaded and unloaded easily. It features exclusive Zoom-4-bikes rail support, delivered with extra-large safety straps which carry up to 60kg and a safety system that prevents accidental unhooking en-route.

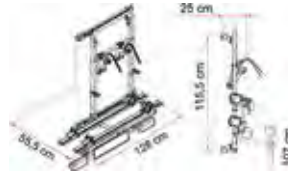


### 350-02094

#### FIAMMA CARRY BIKE 200 DJ DUCATO (AFTER JUNE 2006)

Designed for van conversions with double rear doors, the 200 DJ Ducato allows for the rail support base to be installed in 2 positions: one standard, and one at a lower height to make it easier to load the bikes. If installing in the lower position, a license plate holder must be used. The only drilling required is for the security screw. The rear doors of the Ducato can be opened without having to remove the bikes. It has the capacity to carry up to two bikes. Comes as standard with the following: x2 Bike Block Pro D1, x1 Security Strip, x2 Rail Premium, x1 Fixing Bar and Brackets. Weighs just 9kg.

**Maximum Load Weight:** 35kg



### 350-02081

#### FIAMMA CARRY BIKE LIFT 77 E-BIKE

The Carry Bike Lift 77 E-Bike is the ideal solution for transporting two electric bikes. It has been further strengthened to carry up to 60kg in complete safety and with maximum ease of loading.

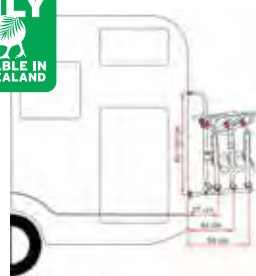
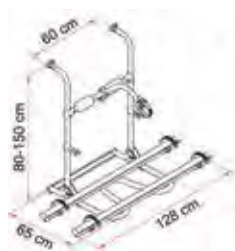


### 350-02098

#### FIAMMA CARRY BIKE UL

The UL is suitable for installation on motorhomes without a rear window. It is able to carry two bikes as standard, to carry a third bike (with a max load of 55Kg) an extra Bike-Block and Rail will need to be purchased. The mounting bars can be adjusted from 80-150cm, making the UL the preferred choice of many motorhome manufacturers.

**Weighs:** 5.6kg

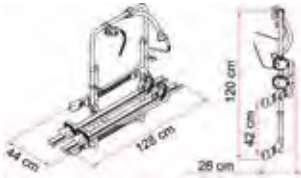


### 350-02086

#### FIAMMA CARRY BIKE 200 DJ SPRINTER

Suitable for use on vans with double rear doors, in particular, Mercedes Sprinters built after June 2006 and Volkswagen Crafters built after June 2006. This Carry Bike is installed on one of the rear doors, allowing you to gain access to the rear of your van without having to remove your bikes. It has the ability to carry up to two bikes and comes with Bike Block Pro 1 and Pro 2. No drilling is required, except for the security screws. The Carry Bike 200 DJ Sprinter weighs 9kg.

**Maximum Load Weight:** 35kg



## FIAMMA CARRY BIKE ACCESSORIES

### 350-02210 E-BIKE REPLACEMENT RACK FOR PRO & PRO C

Now you can turn your Carry-Bike Pro / Pro C into a E-Bike bike carrier by purchasing the new Kit Upgrade E-Bike.

Complete rail support base with two Rail Premium, structurally designed to carry two electric bicycles.

#### Specifications

Description	Pro E -Bike	Pro C E-Bike	XLA Pro 200
Part Number	350-02046	350-02048	350-02014
Vehicle Type	Motorhome & Caravan	Motorhome & Caravan	Caravan
Weight	10.4kg	9.9kg	10kg
Max load	60kg	60kg	50kg
Bikes Carried standard	2	2	2
Bikes carried max	2	2	2

### 350-02252 FIAMMA CABLE LOCK FOR CARRY-BIKE (2.5M)

Comes with 2 keys.



### 350-02290 FIAMMA BIKE - RACK RAIL (128CM)

With Quick Strap.



### 350-02295 FIAMMA BIKE-RACK RAIL WITH BLACK END CAPS AND QUICK STRAP



### 350-02296 FIAMMA CARRY BIKE RAIL PREMIUM (128CM)



### 350-02320 FIAMMA BIKE BLOCK PRO - 1 RED FOR CARRY-BIKE (110MM)

Weighs: 0.2kg

min 12.5 cm - max 17 cm



### 350-02322 FIAMMA BIKE BLOCK PRO-2 RED FOR CARRY-BIKE (230MM)

Weighs: 0.3kg

min 24 cm - max 28 cm



### 350-02324 FIAMMA BIKE BLOCK PRO-3 RED FOR CARRY BIKE (375MM)

Weighs: 0.4kg

min 38,5 cm - max 42 cm



### 350-02326 FIAMMA BIKE BLOCK PRO-4 RED FOR CARRY BIKE (530MM)

Weighs: 0.5kg

min 54 cm - max 57 cm



### 350-02330 FIAMMA BIKE BLOCK PRO D-1

Weighs: 0.6kg

min 10 cm - max 44,5 cm



350-02332

**FIAMMA BIKE BLOCK PRO D-2**

Weighs: 0.7kg



350-02350

**FIAMMA CARRY BIKE RACK HOLDER**

A locking system for added security when not carrying any bikes.



350-02360

**FIAMMA BIKE BLOCK PRO 1 BLACK**

350-02362

**FIAMMA BIKE BLOCK PRO 2 BLACK**

350-02364

**FIAMMA BIKE BLOCK PRO 3 BLACK**

350-02366

**FIAMMA BIKE BLOCK PRO 4 BLACK**

350-02500

**FIAMMA BIKE COVER PREMIUM**

(Grey Vinyl) Covers up to four bikes.



350-02502

**FIAMMA GREY BIKE COVER**

(Grey Vinyl) Covers up to three bikes.



350-02520

**FIAMMA BIKE COVER**

(Grey Vinyl) Extra strong for caravans and covers up to two bikes.



350-02530N

**FIAMMA CARRY BIKE COVER S**

Made from lightweight and waterproof polyester, the Bike Cover S has the capacity to cover up to x4 bicycles, thanks to its adjustable straps (with hooks). It comes with a transparent pocket to insert a rear signal plate. Please note, the Bike Cover S is not suitable for bike racks where the bicycles are exposed over the top of the roof.

Weighs: 1kg



### HAYMAN REESE WEIGHT DISTRIBUTION SYSTEMS

Hayman Reese have been Australia's number 1 towing brand for over 60 years and that is why they back their products with a Hayman Reese Lifetime Warranty. Weight Distribution Systems (WDS) restore the geometry of the tow vehicle (such as a ute) to its natural state. A WDS transfers the weight from the rear wheels of the ute to two places: the front wheels of the ute and the wheels of the trailer. To put it simply, a good WDS will level the link between trailer and ute so it is in parallel alignment to the road.

When towing a trailer, the trailer's total ball weight is applied to the rear of your vehicle. When this happens, the front suspension of your vehicle is raised because of the added rear weight. Towing in this way can cause excess swaying of your trailer, reduced steering and breaking responsiveness, less traction and headlights that beam upwards instead of down onto the road in front of you. Over time, you may also experience reduced fuel economy and increased tyre wear (especially on the rear tyres). Hayman Reese have a number of WDS's available to improve control over your vehicle while towing and reducing the amount of sway you experience.

Use the table below to find out which Hayman Reese WDS is best for you:

Ball Weight	RECOMMENDED WEIGHT DISTRIBUTION SYSTEM				
	Mini	Intermediate	Standard	Heavy	Super Heavy
0-80kg	✓				
80-135kg		✓			
135-275kg			✓		
275-365kg				✓	
365-545kg					✓

#### 350-05300 HAYMAN REESE 180LB MINI

The Mini WDS is the solution for towing lighter ball weights such as a trailer. It is a two bar system (19mm diameter) which uses chains to hold the spring bars into position and can be used with any Hayman Reese towbar. It is easily setup and removed and is best suited to trailers with a ball weight up to 80kg.



#### 350-05310 HAYMAN REESE 285LB INTERMEDIATE

The Intermediate WDS is the solution for towing intermediate ball weights such as a camper trailer. It is a four bar system (19mm diameter) which has a working range of between 80kg and 135kg ball weights. The snap up brackets make raising and lowering the chains effortless. There are also triangular plates which allow you to adjust and equalize each pair of bars together.



#### 350-05320 HAYMAN REESE 600LB STANDARD MEDIUM 30" SPRING BARS

The most popular towing aid in Australia which is rated for trailers that have a ball weight of between 135kg and 275kg (suitable for most popular caravans). It has a durable and light cast steel head. Its round, hook style spring bars have integrated cams which are ideal for caravans with 6" deep A-frames. It also features a Hex Cam adjustment washer which allows for up to six head-angle adjustments.



#### 350-05330 HAYMAN REESE 600LB CLASSIC MEDIUM 30" SPRING BARS

Similar to the 600lbs Standard WDS except that the Classic WDS is composed of the Hayman Reese traditional welded head. The Classic WDS has straight, trunnion style, high performance spring bars with integrated cams and an updated lightweight (but extra durable) cast steel shank. Suitable to towing most popular caravans, it has a ball weight capacity of between 135kg and 275kg.





**350-05340****HAYMAN REESE 600LB CLASSIC MEDIUM 28" SPRING BARS**

This WDS has all the same features and benefits as the 600lbs Classic Medium WDS above, except that it has slightly shorter spring bars. This is to accommodate caravans or horse floats with a shorter A-frame. It is also suitable for towing most popular caravans and also has a ball weight capacity of between 135kg and 275kg.

**350-05370****HAYMAN REESE 800LB CLASSIC HEAVY DUTY 28" SPRING BARS**

This WDS has all the same features and benefits as the 800lbs Classic Heavy Duty WDS except that it has slightly shorter spring bars. This is to accommodate caravans or horse floats with a shorter A-frame. It is also suitable for towing most larger twin axle caravans and also has a ball weight capacity of between 275kg and 365kg.

**350-05350****HAYMAN REESE 800LB STANDARD HEAVY DUTY 30" SPRING BARS**

Suitable for towing larger and heavier trailers (such as twin axle caravans), the Standard Heavy Duty WDS relies on heavier gauge spring bars to handle the heavier load. This WDS has a ball weight capacity of between 275kg and 365kg and has 30" hook style spring bars with integrated cams. A Hex Cam adjustment washer allows for up to six head-angle adjustments, while the drop shank allows for up to six height adjustments.

**350-05380****HAYMAN REESE 1200LB SUPER HEAVY DUTY**

The Super Heavy WDS has a working ball weight range of between 365kg and 545kg. Please note however, that if you intend to carry a load in excess of 3,500kg, you will need a 70mm tow ball. Manufactured for serious heavy duty towing, it has a fine tooth adjustment washer which allows for up to nine head-angle adjustments. The drop shank allows for six height adjustments and because of the added weight, Hayman Reese have made it compatible with the Dual Cam HP Sway Control (this is available separately).

**350-05360****HAYMAN REESE 800LBS CLASSIC HEAVY DUTY 30" SPRING BARS**

Similar to the 800lbs Standard WDS except that it is composed of the Hayman Reese traditional welded head. The 800lbs Classic WDS has straight, trunnion style, high performance spring bars with integrated cams and an updated lightweight (but extra durable) cast steel shank. Suitable for towing larger twin axle caravans, it has a ball weight capacity of between 275kg and 365kg.

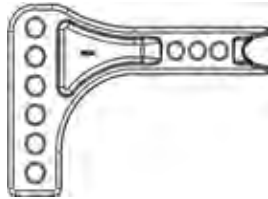


## DROP SHANKS AVAILABLE TO SUIT HAYMAN REESE WEIGHT DISTRIBUTION SYSTEMS

Hayman Reese have a range of Drop Shanks available to setup the system on 4WD's and other vehicles where the lowest/ highest setting is not low/ high enough. Please seek advice from your Coast stockist to check which Drop Shanks are compatible with your vehicle.

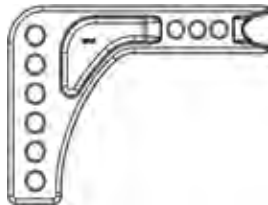
**350-05390**

**HAYMAN REESE DROP SHANK  
- STANDARD**



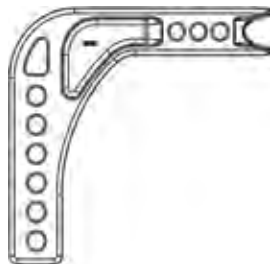
**350-05400**

**HAYMAN REESE DROP SHANK  
- 30MM**



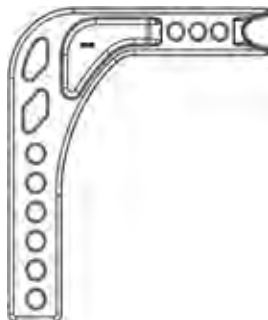
**350-05410**

**HAYMAN REESE DROP SHANK  
- 95MM**



**350-05420**

**HAYMAN REESE DROP SHANK  
- 160MM**



## EAZ LIFT WEIGHT DISTRIBUTION HITCHES

# 2

## EAZ LIFT HITCHES



Over 50 years ago, Eaz Lift became the first patented weight distribution system in North America and is still the most popular WDH in the USA. Coast to Coast has recognised a product that has been tried and tested and now re-developed to suit Australian standards. It has been designed with fewer parts, making it easier to use and install. The Eaz Lift WDHs are constructed from high grade, machine tapered, round spring steel bars and are available in a 600 or 800 series. Both the 600 and 800 series include bolt-together tow ball mounts that are completely adjustable from changing tow ball heights and angles, to suit different application. The left and right sway control mounting facility is already provided should you later require a sway control kit for additional towing comfort and safety. All necessary parts come with each WDH including hook-up brackets, spring bards, chains, tow ball mount, hitch pin and a clip and bolt package for adjusting your hitch. Rated for trailer masses of up to 3.5t. Limited lifetime warranty. Please note shanks are sold separately.

### 350-05600

#### EAZ LIFT 600 SERIES

For tow ball weights of up to 272kg - for use with a standard 7/8" (22.23) tow ball mounting hole. Shank sold separately



### 350-05610

#### EAZ LIFT 800 SERIES

For tow ball weights of up to 363kg - for use with a standard 7/8" (22.23mm) tow ball. Shank sold separately.



**350-05720**  
**EAZLIFT SHANK SOLID ADJ HI-LOW 3 HOLES 2"X12"L**

The 3 hole shank combines both the LONG and SHORT shank into one unit. Can be used in either the raised or dropped position to match the ball mount to any coupler height.

**Low mounted:** + 45mm lift / + 135mm lift  
**High mounted:** + 135mm lift / + 225mm lift



**350-05724**  
**EAZLIFT SHANK ADJ EXTRA HI-LOW 3 HOLES 2"X12"L**

The 3 hole shank combines both the LONG and SHORT shank into one unit. Can be used in either the raised or dropped position to match the ball mount to any coupler height.

**Low mounted:** - 50mm lift / + 40mm lift  
**High mounted:** + 225mm lift / + 315mm lift



**350-05728**  
**EAZLIFT SHANK ADJ EXTRA LOW ONLY 3 HOLES 2"X12"L**

The 3 hole shank combines both the LONG and SHORT shank into one unit. Can be used in either the raised or dropped position to match the ball mount to any coupler height.

**Low mounted:** - 50mm lift / - 140mm lift



**KIT SETS**

**350-99992**  
**EAZ LIFT 800 SERIES (350-05610) WITH ADJ HI-LOW SHANK (350-05720)**

**350-99993**  
**EAZ LIFT 800 SERIES (350-05610) WITH ADJ EXTRA HI-LOW SHANK (350-05724)**

**350-99994**  
**EAZ LIFT 800 SERIES (350-05610) WITH ADJ EXTRA LOW SHANK (350-05728)**

**350-99995**  
**EAZ LIFT 600 SERIES (350-05600) WITH ADJ HI-LOW SHANK (350-05720)**

**350-99996**  
**EAZ LIFT 600 SERIES (350-05600) WITH ADJ EXTRA HI-LOW SHANK (350-05724)**

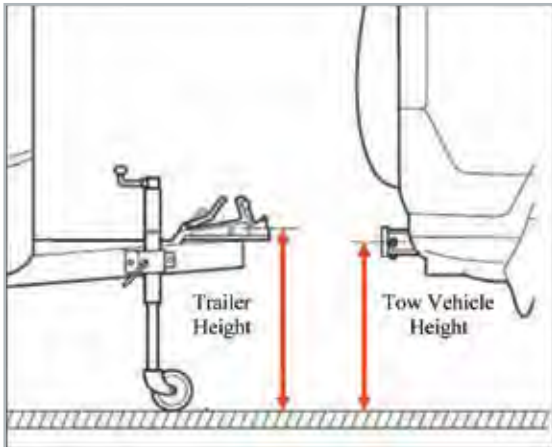
**350-99997**  
**EAZ LIFT 600 SERIES (350-05600) WITH ADJ EXTRA LOW SHANK (350-05728)**

### SHANK SELECTION GUIDE FOR EAZ LIFT WDH'S

**Step 1.** Ensure that both Tow vehicle and Caravan/Horse Float/Trailer are sitting on level ground.



**Step 2.** Level the Caravan/Horse Float/Trailer with the aid of the jockey wheel and take the below measurements.



Trailer Height = 445mm

Tow Vehicle Height = 400mm

A +45mm lift is required from the Shank.

**Example 1**

$$445\text{mm} - 400\text{mm} = +45\text{mm}$$

Trailer Height	-	Tow Vehicle	=	Required Lift
----------------	---	-------------	---	---------------

**Example 2**

$$370\text{mm} - 450\text{mm} = -80\text{mm}$$

Trailer Height	-	Tow Vehicle	=	Required Lift
----------------	---	-------------	---	---------------

### EAZ LIFT SWAY CONTROLS

Eaz Lift screw on sway controls minimise the sway caused by passing trucks and sudden gusts of wind. It works by using a double friction disc brake principle which provides constant sway reduction and therefore improves handling. They are attached with easy socket and spring clip connectors which also make them easy to remove for convenient storage. The slide bar is zinc plated which ensures consistent smooth gliding action.

Note: Trailers/ caravans over 24' may require two sway controls.

#### 350-05800 EAZ LIFT SCREW-ON SWAY CONTROL (DRIVERS SIDE/RIGHT HAND MOUNTED)



#### 350-05810 EAZ LIFT SCREW-ON SWAY CONTROL (PASSENGER SIDE/LEFT HAND MOUNTED)



### EAZ LIFT SPARE PARTS

#### 350-05900 EAZ LIFT BALL MOUNT FOR 2" SQ SHANK WITH LOCK CLIPS



#### 350-05901 EAZ LIFT BALL MOUNT WITH 1-1/4" BALL HOLE



#### 350-05902 EAZ LIFT HITCH PIN



#### 350-05908 EAZ LIFT SPRING BAR 272KG RATING (600 SERIES)



#### 350-05909 EAZ LIFT SPRING BAR 363KG RATING (800 SERIES)



#### 350-05910 EAZ LIFT HOOK UP WIRE CLIP 2PC FOR 48029



#### 350-05936 EAZ LIFT CHAIN PACKAGE




**350-05914**  
EAZ LIFT QUICK HOOK-UP



**350-05924**  
EAZ LIFT U-BOLT ONLY FOR CHAIN  
PACKAGE SOLD PER PAIR




**350-05916**  
EAZ LIFT SET SCREW (HOOK-UP)



**350-05925**  
EAZ LIFT SWAY CONTROL BALL MOUNT  
PLATE WITH HOLE



**350-05918**  
EAZ LIFT BOLT PACKAGE FOR 272-363



**350-05926**  
SWAY CONTROL BALL, WASHER & NUT  
CLAMSHELLED



**350-05920**  
EAZ LIFT SET SCREW FOR 272-363 BALL  
MOUNT



**350-05928**  
EAZ LIFT LEVEL BAR



**350-05922**  
EAZ LIFT SPRING BAR LOCKING DEVICE  
REPAIR KIT



**350-05930**  
EAZ LIFT TRAILER TONGUE BALL PLATE



## SOME EAZ LIFT WDH QUESTIONS

### How do I work out if I require the 600 or 800 series hitch?

Use the guide below to help you determine what size hitch you need:

- > Determine the ball weight of the trailer - ball weight includes the trailer ball weight with full gas, water, waste systems and a packed trailer.
- > Estimate the car boot load - be sure to include all items carried in the back of the vehicle.
- > Match the sum of these weights to the Correct EAZ-LIFT® Hitch - For example, a ball weight of 500lbs (227kg) coupled with a car boot load of 200lbs (90kg) equates total hitch weight of 700lbs (317kg).

From the guide above, this example of vehicle-trailer combination would require an Eaz Lift 800 Series WDH - 800 Series for weights higher than 272kg and up to 363kg. Make sure the ball weight and the gross trailer weight do not exceed the tow vehicle manufacturer's recommended capacities. The hitch selected must have a maximum Gross Trailer Weight rating equal to or greater than the trailer rating. Ball weight is generally 10% of gross trailer weight.

### Towing Tips

All trailers, including caravans, affect the performance of the towing vehicle. They affect fuel consumption, acceleration, braking ability, general control and maneuverability. These effects worsen as the size and weight of the trailer increase relative to that of the towing vehicle. The extra length and width can be hard to manage, with wind, road roughness and passing vehicles having a greater effect than on the vehicle alone. This puts additional responsibilities on a driver.

The following information applies to vehicles not exceeding 4.5 tons gross vehicle mass (GVM).

### Rules for Towing

- > Towing more than one trailer at a time is not allowed
- > Nobody is allowed to ride in trailers or caravans
- > When towing and driving on a road without street lights, drive at least 60m behind heavy vehicles or other vehicles towing trailers, unless overtaking
- > Learner drivers and learner and provisional motorcycle riders are not allowed to tow
- > P1 car license holders can tow small trailers with up to 250kg of unloaded weight.

### Remember

- > Allow longer distances for braking, overtaking and joining a traffic stream
- > When reversing, it is advisable to have someone outside the vehicle giving directions
- > Look further ahead than normal so you can react to changes in traffic or road conditions

- > Use a lower gear when travelling downhill to increase vehicle control and reduce strain on brakes
- > Slow down well before entering corners and curves
- > Trailers tend to jerk the back of the vehicle around and can cause sway (snaking). If a trailer starts to sway, the vehicle's brakes should not be applied, except as an absolute last resort. If the trailer's brakes can be operated by themselves they should be applied gently, otherwise a steady speed or slight acceleration should be held if possible until the sway stops
- > Take care not to hold up traffic unnecessarily
- > Plan more rest stops and shorter travelling days as towing is more stressful and tiring than normal driving
- > There is no specific speed restriction while towing a trailer. However, the posted speed limits must not be exceeded. Always drive to the road, traffic and weather conditions.

### Before each trip, check

- > Vehicle and trailer are roadworthy.
- > All tyres are properly inflated.
- > Trailer's wheel-bearings, suspension and brakes work properly.
- > All lights work and safety chains are properly connected.
- > Oil, water, brake fluid, battery and other service checks on the vehicle.

### At regular intervals during the trip, check

- > Couplings, all doors, hatches, covers and any load or equipment are still properly secured.
- > If travelling to another State, check with the relevant roads authority whether there are different rules.

### The Towing Vehicle

Vehicles must be suited to the trailer. Vehicle manufacturers usually indicate in the owner's manuals the maximum weight and other features of trailers appropriate for the vehicle. These limits should not be exceeded.

### Registration

- > All vehicles must comply with all relevant standards for registration and be roadworthy at all times
- > Rear number plates and lights must not be obscured by the tow bar when there is no trailer connected.

### Towing vehicles must be properly equipped with:

- > Tow bars and couplings of a suitable type and capacity
- > Electrical sockets for lighting
- > Brake connections if the trailer is fitted with power or electric brakes

### Additionally

- > For vehicles with automatic transmission, an extra transmission oil cooler may be needed
- > Some vehicles need structural reinforcement and/or special suspension and transmission options and load-distributing devices to be able to tow heavier trailers.



### Tow Bar

A properly designed and fitted tow bar is essential for towing. The rated capacity of the tow bar and coupling should not be exceeded.

**The tow bar should be clearly and permanently marked with its:**

- > Maximum rated capacity
- > Make and model of the vehicle it is intended for or the manufacturer's part number
- > Manufacturer's name or trade mark.

This is compulsory for vehicles built after 1 January 1992. The exception is where the tow bar is a permanent part of the vehicle.

Tow bars must not protrude dangerously when there is no trailer connected.

### Load Equalizers

- > Help the vehicle retain normal suspension height and effective steering control
- > Transfer some of the weight from the tow bar to the front and rear suspension of the vehicle.

As load equalizers may overload the tow bar and its components, check with the tow bar manufacturer for advice before use.

### The Trailer

Trailers must be a suitable size and type for their intended tasks. They must be built to meet the standards for registration. If a trailer is required to be registered it must be fitted with a rear number plate.

### Towing Ratio Requirement

**The loaded mass of the trailer must not exceed the lesser of:**

- > Rated capacity of the tow bar and tow coupling.
- > Maximum towing capacity of the vehicle.
- > Maximum carrying capacity of the trailer.
- > Maximum rated carrying capacity of the tyres.

**If the vehicle manufacturer has not specified the maximum towing mass, the maximum towing mass is:**

- > One and a half times the unladen mass of the towing vehicle, provided that the trailer is fitted with brakes which are connected and in working order, or
- > The unladen mass of the towing vehicle if the trailer does not require brakes. Vehicles with a manufacturer's gross combination mass (GCM) more than 4.5 tons may tow in accordance with the above requirements. The GCM is the gross combination mass of the car and loaded trailer.

### Braking System

**The minimum braking system for a trailer depends on the type of trailer, its weight and the weight of the vehicle:**

- > 0 - 750 kg loaded weight - no brakes required.
- > 751 - 2000 kg loaded weight - braking on both wheels on at least one axle.
- > 2001- 4500 kg loaded weight - braking on all wheels, and an automatic breakaway system in case the trailer becomes detached from the vehicle.

Brakes must be operable from the driver's seating position.

### Towing Coupling

**All couplings:**

- > Must be strong enough to take the weight of a fully loaded trailer.
- > Should be marked with the manufacturer's name or trade mark and rated capacity.
- > Must be equipped with a positive locking mechanism. The locking mechanism must be able to be released regardless of the angle of the trailer to the towing vehicle.

### Safety Chains

- > Must comply with Australian Standards.
- > Trailers less than 2500kg when loaded must be fitted with at least one safety chain.
- > Trailers over 2500kg when loaded must be fitted with two safety chains.

**To prevent the front end of the drawbar from hitting the ground if the coupling is disconnected, safety chains must be:**

- > As short as practicable and connected to the towing vehicle.
- > Crossed over if two chains are fitted.

### Loading Trailers

**It is important that trailers are not overloaded and that loads are properly secured to or contained within the trailer:**

- > A load must not project more than 150mm beyond the trailer's width or be more than 2.5m overall width, whichever is less.
- > Loads that project more than 1.2m behind a trailer must have a red flag attached to the end of the load. This flag must be at least 300 mm square and clearly visible. To avoid having an overhanging load, you should purchase a trailer that suitably contains the load.
- > Overall length of the vehicle and trailer combination including its load must not be more than 19m.
- > To reduce sway, heavy loads should be concentrated towards the centre of the trailer.
- > Loads should be kept as low and as close as possible to the axle or axles with about 60% of the total weight forward of the centre of the axle or axles. As a general rule, about 5-10% of the total mass of the trailer plus load should be supported by the vehicle through the coupling. The trailer drawbar should be level or slightly 'nose down'.

Source: <http://www.rms.nsw.gov.au/roads/safety-rules/road-rules/towing.html>  
(11 June 2015)

## RV COASTER

**Where will it take you?**

Folding bikes offer a great solution to those who enjoy a bike ride, but have limited storage space. Whether you live in an apartment or frequently travel, the RV Coaster provides an alternative mode of transport that you can take with you – on a train, plane or RV! And, if you hide a component (let's say a seat) in a different spot to your bike, stealing it is going to be, well, painful! Don't be fooled either by the size of the RV Coaster. Many people think that suspension or quality is compromised when producing a folding bike but rest assured this is not the case with the RV Coaster. Tyre technology and frame materials have advanced to a point where the quality of a folding bike can be compared to its bulkier and more rigid members of the 2-wheeled variety.

**The RV Coaster has the following enviable features:**

- > Six Gears - the more gears, the easier it is to control your speed over a variety of terrains, just like your car!
- > Clipless Pedals - no annoying straps or buckles to tie over your shoes, but they do have reflectors which makes your visibility to other road/path users easy
- > Kickstand
- > Shimano Gears and Grip Shifter - just like on Norco and other full-sized bikes
- > Hi-tensile steel frame
- > 20" Aluminium Alloy rims
- > 20" x 1.5" rubber/butyl tyres

**Specifications**

**Weight:** 16.7kg

**Max Weight Capacity:** 100kg

**Folded Size:** 84L x 34W x 64H (cm)

**Open Size:** Handlebar to Floor: 105cm

**Seat to Floor:** 71-89cm

**Length:** 146cm

**350-06530****RV COASTER FOLDING BIKE  
- WHITE****350-06532****RV COASTER FOLDING BIKE  
- SILVER**

## PEDALBOX ELECTRONIC THROTTLE CONTROLLER RANGE

# 2

## THROTTLE CONTROLLERS



PedalBox throttle controllers are the newest tool to help you drive smoothly and more effectively. They remove delays in the accelerator to help you manoeuvre your car easily, even when towing or on difficult terrain!

Our throttle controllers alter the acceleration curve on electronic throttle controlled vehicles. They digitally alter the shape of the curve increasing throttle response and improving your overall driving experience. There are four driving modes, Off, Sport+, Sport and Eco/City and each mode can be optimised by a further six levels of curve control. This means that the settings can be adjusted to best suit your driving style.

- > A huge range of cars, 4WDs, vans and trucks supported
- > Improved throttle response for all vehicle types
- > Simple installation and removal—leave no trace
- > Made in Germany for quality guarantee
- > Two year warranty for peace of mind

Part Number	Description
<b>350-13701</b>	PedalBox Throttle Controller For Toyota Hilux/Fortuner 2.8 CRD. 3701
<b>350-13705</b>	PedalBox Throttle Controller For Ford Ranger-Mazda BT-50 2.5 & 3.0 CRD. 37005
<b>350-13706</b>	PedalBox Throttle Controller For Nissan Navara-Pathfinder 2.5CRD&3.0CRD V6/ Holden Colorado
<b>350-13708</b>	PedalBox Throttle Controller For VW Amarok 2.0CRD/Porsche Cayene(All) Ford Territory 2.7CRD
<b>350-13724</b>	Toyota LC200/ 76,78,79 V8 D4-D with airbag Prado 150 D4-D / Isuzu D-Max & MUX 3.0 CRD 2012 on. 3724
<b>350-13735</b>	PedalBox Throttle Controller For Mitsubishi Challenger 2.5CRD/Triton 2.5CRD/Pajero 3.2CRD.

Part Number	Description
<b>350-13752</b>	Ford Ranger/Mazda BT50 2.2 & 3.2 CRD / Jeep Grand Cherokee 3.0V6 CRD (177KW) / Jeep Wrangler JK. 3752
<b>350-13757</b>	PedalBox Throttle Controller For Toyota LC100 4.2TD/Prado 90&120TD(non CRD) Hilux 3.0TD 1KZ-TE
<b>350-13762</b>	PedalBox Throttle Controller For Toyota LC76,78,79 D4-D No Airbag / Hilux D4-D / Prado 120 D4-D / FJ Cruiser. 3762










# SECTION 3



## CARAVAN ACCESSORIES

(Product Group - 400)

Scoot Guard and Dinnerware	110 - 111
Caravan Accessories	111 - 118
First Aid	118 - 119
Table Legs and Components	119 - 121
Picnic Tables	122 - 123
Roof Racks	124 - 125
Security Handles	126
Bed End and Storage Pockets	127
Tatkraft Accessories	128 - 129
ADCO RV Covers and Tyre Guards	130 - 132
Cleaning Products	132 - 133

## CHASSIS EQUIPMENT

(Product Group - 450)

Trail-A-Mate	133 - 134
Jacks and Levels	134 - 139
Jockey Wheels and Accessories	140 - 142
Trailer Locks	142 - 143
Steps	143 - 145
Wheel Spats	146
Hub Kits and Accessories	147
Bearings	148 - 150
Level Indicators	151
Caravan Movers	152
Shackles and Couplings	153 - 155
Corner Steadies	155 - 156
Shackle Pins and Nuts	157
Tow Ball Scales	158
Purpleline Levellers and Security	159 - 162
Milenco Levellers	162 - 163
Stone Shields	164 - 165

**SCOOT GUARD**

Scoot Guard (or non-slip matting) is a great way to make sure items stay put! It is easy to clean - with warm soapy water - & easy to cut to a size you require. Perfect for lining drawers, cupboards, tool boxes & it can even be used as placemats or coasters. Each roll measures 30W x 366L (cm). Scoot Guard is available in three colours.

**400-00070****1' X 12' WHITE SCOOT GUARD**

(Sold Per Roll Only)

**400-00072****1' X 12' SAND SCOOT GUARD**

(Sold Per Roll Only)

**400-00074****1' X 12' GREY SCOOT GUARD**

(Sold Per Roll Only)

**CAMCO MELAMINE RANGE**

The "Life is Better at the Campsite" range is white with a multi-color RV and truck design. The durable dinnerware is great for boats, RVs, and camping. The "Life is Better at the Campsite" range is easy to clean and is top rack dishwasher safe, and BPA free. Do not use in the microwave.

- > Multi-color RV and truck design
- > Melamine construction makes the pieces virtually unbreakable
- > Top rack dishwasher safe and BPA free
- > Perfect for boats, camping and RVs

**400-00300****CAMCO MELAMINE BOWL - RV PATTERN****400-00302****CAMCO MELAMINE SALAD PLATE - RV PATTERN****400-00304****CAMCO MELAMINE DINNER PLATE - RV PATTERN**



The "Life is Better at the Campsite" range white with a blue tree and truck design. The durable dinnerware is great for boats, RVs, and camping. The "Life is Better at the Campsite" range is easy to clean and is top rack dishwasher safe, and BPA free. Do not use in the microwave.

- > Blue tree and truck design
- > Melamine construction makes the pieces virtually unbreakable
- > Top rack dishwasher safe and BPA free
- > Perfect for boats, camping and RVs

#### 400-00306

##### CAMCO MELAMINE BOWL - TRAILER/TREE PATTERN



#### 400-00308

##### CAMCO MELAMINE SALAD PLATE - TRAILER/TREE PATTERN



#### 400-00304

##### CAMCO MELAMINE DINNER PLATE - TRAILER/TREE PATTERN



#### 400-00260

##### COAST MELAMINE MIXING BOWL SET

Cooking whilst on the road has been made a little easier with this mixing bowl set. Each set is made of 100% melamine, making it a durable choice for any RV's kitchen. Each set consists of 3 bowls (small, medium and large) and have a rubber ring on the bottom of the bowl so that it doesn't move around whilst mixing. It also features a pouring spout and handle. Available in red and is dishwasher safe (top rack).

**Small:** 204mm Di x 133mm H

**Medium:** 223mm Di x 130mm H

**Large:** 242mm Di x 138mm H



#### 400-90000N

##### BOATIES FRYPAN

Designed for use in RVs where stove and cooking space is limited, the Boaties Frypan has a rectangular shape and is made of heavy gauge aluminium. This, combined with a double layer of non-stick coating, creates a quality frypan with excellent heat transfer and even cooking temperatures. The handle is compact and has an ovenproof (max oven temperature: 220°C) silicone grip—remember to take care as the grip will get very hot! The front edge is conveniently sloped whilst the rounded corners make pouring liquid contents easy. Suitable to use on gas, electric and induction hobs.

**Dimensions:** 25L x 20W x 4.5H (cm)



#### 400-90010N

##### BOATIES BAKING PAN

The Boaties Baking pan has all the same structural features as the Boaties Frypan (above) except that it is slightly larger and has a detachable silicone grip handle. With the Boaties Baking pan, you're able to roast and bake. Meals can be prepared on the stove top and then transferred to the oven for cooking.

**Dimensions:**  
21L x 31W x 6D (cm)



**400-90020N****BOATIES FRYPAN LID**

The Boaties Frypan Lid is made from stainless steel and is suitable for use on the Boaties Frypan only. It stops splatter and enables the Frypan to be used as a stovetop casserole dish. It also features a handy steam vent.

**400-00495****FIAMMA EASY DRY**

Suitable for use with any Fiamma Carry Bike, the Easy Dry is quickly installed onto the rail support base, without the need to drill anything. It can also be used on other bike carriers, provided their tube diameter is 35mm. The Easy Dry is a great option to dry towels or swimmers as they come with plasticized ropes and the width is adjustable for slightly larger items. It is made from anodized aluminium with a 22mm diameter, making it sturdy but lightweight. Has eight lines.

**Length (cm):** Adjustable from 100 - 120

**Closed Width (cm):** 37

**Open Width (cm):** 60

**Weight (kg):** 1.2

**400-00530****RV & MARINE MINI DISH DRAINER**

Fits RV sinks & is sized just right for limited counter space. Its sloped drainer tray keeps counters dry. When your dishes are dry, simply snap the drain tray back onto the top of the rack for handy storage. Made from a durable, heavy duty plastic it even has space for utensils.

**400-00546****CAMCO STACK-A-PLATE**

The Stack-A-Plate keeps your plates tidy and safe during travel. It features a non-slip backing thus eliminating movement whilst stowed in your RVs cupboard. Made from plastic, the Stack-A-Plate is available in bright white and is even safe for the top rack of your dishwasher. Comes as a two-piece set - the larger of which fits plates up to 26cm in diameter and the smaller one fits plates up to 18.4cm in diameter.

**400-05500****FROLI VERTICAL PLATE HOLDER WITH PLUG-IN SYSTEM**

Fits up to six plates and saucers with a diameter of 140 - 200 mm. Ensures safe storage of your dishes and can be used in combination with the cup and glass holder through the plug-in system.

**Width:** 140mm

**Depth:** 185mm

**Height:** 110mm


**400-05502****FROLI CUP HOLDER WITH PLUG-IN SYSTEM**

Fits two cups or containers with a diameter of 82 - 95 mm. Provides safe storage and works in combination with the Vertical Plate Holder through the plug-in system.

**Width:** 204mm

**Depth:** 145mm

**Height:** 180mm



**400-05504****FROLI GLASS HOLDER 2-PIECE SET WITH PLUG-IN SYSTEM**

Fits two glasses or containers with a diameter of 50 - 70 mm. Provides safe storage and can be combined with the vertical plate holder through use of the plug-in system.

**400-05550****FROLI HORIZONTAL PLATE HOLDER**

Horizontal plate holder for up to six plates with a diameter of 200 - 300 mm. Plates are held in place by rubber mats which provide safe storage.

**Width:** 120mm

**Depth:** 290mm

**Height:** 227mm

**400-00650****ADJUSTABLE BROOM WITH CLIP ON DUST PAN**

Full size broom telescopes down to store compactly. Soft-bristled head adjusts to different angles for maximum cleaning power. The handle length is adjustable from 61 - 132(cm) & the dustpan clips onto the broom handle for storage.

**400-00654****RV FOLDING IRONING BOARD**

A wooden tabletop ironing board with fabric cover that is small & easy to use. It features a sturdy chrome-wire iron rest & measures 81L x 30W (cm) when set up for use.

**400-00642****POP-A-BAG HOLDER**

Stores grocery bags efficiently. The plastic bag holder/dispenser mounts easily onto walls or inside cabinets with screws or double-sided tape. Comes in white & holds up to 25 grocery bags.

**400-00656****RV WALL MOUNT TRASH CAN**

A compact trash can that can be mounted onto a wall or inside a cabinet. Features a handy swing-top lid & comes with screws for mounting.

**Dimensions:** 13W x 28H (cm)



## CAMCO FRIDGE ACCESSORIES

**400-00690****FRIDGE BRACE**

Keep food from sliding as you travel. The Fridge Brace helps to keep cartons upright to reduce the risk of messy spills. Comes in a pack of 2.

**Weight:** 145g**Dimensions:** 73D x 130W x 135H (mm)**400-00692****DOUBLE FRIDGE BAR**

Keep order in your RV's fridge whilst travelling. These spring-loaded bars keep items in place and extend from 406 - 711 (mm).

**Weight:** 295g**Dimensions:** 19D x 102W x 476H (mm)**400-00694****REFRIGERATOR BARS**

These are x3 single bars that act in the same manner as the Double Fridge Bar (above).

**Weight:** 349g**Dimensions:** 17D x 92W x 594H (mm)**400-00686****CAMCO FRIDGE AIRATOR WITH ON/OFF SWITCH**

Camco RV Fridge Airator helps to cool the RV fridge evenly and keeps your food fresher. The Fridge Airator features a high-volume air circulator that absorbs odours with replaceable activated charcoal pack. Battery operated. Version with on/off switch available for easy use.

- > Absorbs odors with activated charcoal
- > Keeps food fresher by cooling your fridge evenly
- > On/off switch saves battery life
- > Perfect for any small sized refrigerator
- > Replaceable charcoal pack included
- > Runs on two size D batteries (not included)

**400-00688****CAMCO FRIDGE AIRATOR CHARCOAL PACKS**

Fridge Airator Replacement Charcoal Packs. Replace the charcoal pack monthly to stop odours and keep your Camco Fridge Airator working efficiently.

**400-00696****CAMCO MINI ICE CUBE TRAY PACK OF 2**

Small trays fit perfectly into RV or marine freezers. Provides small size cubes for quick freezing.

**Length:** 22.86cm**Width:** 10.16cm**Height:** 2.54cm

## FLAT OUT STORAGE REELS

Flat Out Storage Reels were made for the harsh Australian environment. They are the ideal storage solution for electrical leads or any of the Flat Out Hoses. Made from a grey, impact resistant plastic, they feature a turning handle (to assist with winding up) & a grip handle for comfortable carrying. Great for domestic, travelling & even the construction industry, they come with a Flat Out limited 3 year guarantee.

### 400-00700

#### FLAT OUT MULTI-REEL

Can hold one of the following:

- > 40m of heavy duty power lead
- > 18m of flat drink water hose
- > 9m of flat sullage hose
- > 375 x 80 (mm)



### 400-00710

#### FLAT-OUT BARE COMPACT-REEL

Can hold one of the following:

- > 20m of heavy duty power lead
- > 12m of flat drink water hose
- > 7m of flat sullage hose
- > 300 x 65 (mm)



## CORDPRO REELS

The Cordpro stores your hoses and cords in one brightly coloured reel. Great for the home, boat or caravan it features a patented divider that permanently divides your cord/hose into two chambers. This eliminates tangles and keeps your cord/hose neat and easily accessible. Made from UV resistant plastic, the Cordpro is available in two sizes.

### 400-00720

#### CORDPRO SMALL

Can hold one of the following:

- > 30m of 10A power lead
- > 25m of 15A power lead
- > 20m of 15A industrial power lead



### 400-00730

#### CORDPRO LARGE

Can hold one of the following:

- > 25m of 15mm diameter air hose
- > 20m of 17mm diameter drink hose
- > 40m of 15A power lead
- > 30m of 20A power lead



### 400-00800

#### FIAMMA OMNI STOP

An innovative yet simple accessory, ideal for keeping plates & items in place as you travel. Easy to lock & unlock, the securing bar is made from anodized aluminium & is 25cm high. The support handle is made from a sturdy plastic & is 20cm long.



**400-00850****FIAMMA SOAP DISPENSER**

A 200ml refillable liquid dispenser ideal for soap or shampoo. The container is transparent which helps to identify when you're running low. Its heavy duty push style pump ensures no mess with every use.

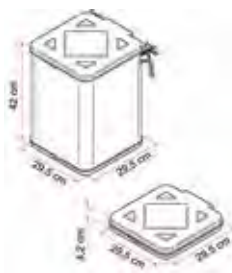
**Dimensions:** 150H x 8D x 55W (mm)

**400-00900****FIAMMA MOSQUITO NET FOR MOTORHOMES & CARAVANS**

The mosquito net consists of two overlapping panels, each being 230 x 35 (cm). The bottom of each panel is reinforced & stays taught. It is easily installed by sliding into the wall track provided.

**400-00950****FIAMMA PACK WASTE FOLDING DUSTBIN**

An easy to use and install, this Folding Dustbin has a 35L capacity. Taking your rubbish with you has now been made stylish. The lid and base are made from grey plastic, whilst the container itself is made from a strong resin polyester that is not only waterproof but also UV-resistant. Each Folding Dustbin comes with 2 hooks (these can be dismantled) and 2 fix organisers.

**POLE CARRIERS & ACCESSORIES****400-01100****POLE CARRIER (200CM X 15CM)**

Comes with a pair of mounting brackets - great storage place for fishing rods, annexe poles or even cable for the humble tradie.

**400-01102****POLE CARRIER (200CM X 10CM)**

Comes with a pair of mounting brackets.

**400-01110****SINGLE BRACKET (150MM)**

For pole carrier - sold separately.

**400-01120****POLE CARRIER END CAP**

To suit 400-01100

**400-01130****POLE CARRIER END PIN ASSEMBLY**

To suit 400-01100 (15cm diameter)



**400-01132**  
**POLE CARRIER END PIN ASSEMBLY**  
 To suit 400-01102 (10cm diameter)



**400-01140**  
**SINGLE BRACKET (100MM)**  
 To suit pole carrier (suits part number 400-01102)  
 - sold separately.




**400-01140**  
**SINGLE BRACKET (100MM)**  
 To suit pole carrier (suits part number 400-01102)  
 - sold separately.

**400-01520**  
**DRINK WATER HOSE CARRIER**  
 Holds up to 20m of drink hose  
 Dimensions: 345mm Diameter



**400-01530**  
**GREY WATER HOSE CARRIER**  
 Holds up to 10m of grey water hose (with 27mm diameter)  
 Dimensions: 440mm Diameter



### COAST CARRIERS

If you're tired of wrapping cable or hose around your elbow to tidy up an area and then worry about where to store it, then the Coast range of Carriers is what you need. Made from a durable mesh and a vinyl front, each bag comes with a convenient handle to either hang somewhere for storage or for easy transportation. Available in 3 sizes.

**400-01510**  
**ELECTRIC CABLE CARRIER**  
 Holds up to 20m of cable  
 Dimensions: 270mm Diameter



### BI-FOLDING TABLES

Designed for quick and easy setup as well as simple, space saving storage these tables are ideal for the Australian RV market.

Available in 3 sizes from 4-6' in length these tables are lightweight and sturdy and feature folding steel legs, lockable center folds and convenient carrying handles.

**400-01902**  
**4' BI-FOLDING TABLE WITH TELESCOPIC LEGS AND ONE TOUCH LOCK**

Dimensions (cm): L120 x W60 x H(52.5-74)cm x T4cm

G.W (kgs): 8.3

N.W (kgs): 7.8

Load Rating: 75kg evenly dispersed

Material HDPE Table Top: 3.6kgs

Leg Width: 25mm

Extended Leg Width: 18.5mm

Colour: Off White

Carton Meas.: L63 x W62 x H9cm



**400-01904**  
**5' BI-FOLDING TABLE WITH ONE TOUCH LOCK**

Dimensions (cm): L152 x W70 x H74cm  
 G.W (kgs): 11  
 N.W (kgs): 11.5  
 Load Rating: 100kg evenly dispersed  
 Material HDPE Table Top: 5kgs  
 Leg Width: 25mm  
 Colour: Off White  
 Carton Meas.: L93.5 x W71 x H9cm



**400-01906**  
**6' BI-FOLDING TABLE WITH BOLT LOCK**

Dimensions (cm): L180 x W75 x H74cm  
 G.W (kgs): 13  
 N.W (kgs): 12.5  
 Load Rating: 100kg evenly dispersed  
 Material HDPE Table Top: 6.2kgs  
 Leg Width: 25mm  
 Colour: Off White  
 Carton Meas.: L93.5 x W76.5 x H9cm



**400-02210**  
**1KG ABE FIRE EXTINGUISHER**

Australian standard approved, this fire extinguisher is rechargeable & lightweight. It has a mounting bracket for convenient storage & is suitable for use in vehicles, boats, RV's, residential, garages, workshops & the like.

Fire rating: 1A1ØBE  
 Range of discharge: 3-4m



**400-02220**  
**FIRE BLANKET**

Suitable for cooking & clothing fires the blanket measures 1 x 1m



**400-02250**  
**FIRE EXTINGUISHER HOLDER MAPLE**

Made from a 3mm ABS plastic this holder is a suitable housing for the 1kg Fire Extinguisher (part number: 400-02210). The cavity measures 135W x 345H x 95D (mm).



**400-02252**  
**FIRE EXTINGUISHER HOLDER WHITE**

The white version of the extinguisher holder above.





**400-02260****MINI FIRST AID KIT**

Contains all the essentials: a first aid leaflet, a pair of latex gloves, a towel dressing, antiseptic wipes, non adherent dressing, a crepe bandage, gauze swabs & splinter forceps.

**400-02366****FIAMMA CONIC TOP MOUNT CONNECTION**

Made of aluminium & supplied with self threading fixing screws.

**400-02310****WINEGLASS TABLE LEG COMPLETE WITH BASE & TOP**

Popular table leg which stands 70cm tall. Comes in 4 parts - top plate, tube, bottom plate & anchor (which is bolted to the floor for extra stability). Powder coated in a neutral beige paint.

**400-02368****FIAMMA RECESSED BASE PLUG**

Covers the hole in the centre of the recessed base - part number 400-02364.

**FIAMMA TABLE LEGS & PARTS****400-02362****FIAMMA TABLE LEG TRIPOD PRO**

A newly reinforced and more stable tripod promoting carrying the table outside. Made from UV resistant plastic, it comes standard delivered with an anti-closing device.

**400-02370****FIAMMA TABLE LEG TUBE PRO (70CM)**

This new leg is made of anodized aluminium with a 70cm max extension. It comes with 2 plastic joint caps.

**400-02364****FIAMMA TABLE LEG RECESSED BASE**

### TABLE LEGS

**400-02400**  
**SWING AWAY TABLE LEG**

Comes complete with base & top. Has a sturdy construction with a chrome finish. Stands 73cm high.



**400-02402**  
**EASY LIFT TABLE LEG**

A height adjustable table leg with an adjustable collar for specific heights. Functioned by a single gas strut & requires 22kg to compress or increase height. Height Range: 48 - 85.5 (cm)



**400-02403**  
**EASY LIFT TABLE LEG WITH ROUND PLATE**

All the same features as 400-02402 (above) but now comes with a round base plate. Height Range: 48 - 85.5 (cm)



**400-02409**  
**WING NUT HANDLE FOR SWING AWAY TABLE LEG**



**400-02412**  
**V-TYPE TABLE LEG**

Stands 705mm in height & has x4 predrilled screw holes.



**400-02414**  
**TABLE SUPPORT LEG - 305 (MM)**



**400-02416**  
**TABLE SUPPORT LEG - 355 (MM)**



**400-02418**  
**TABLE SUPPORT LEG - 457 (MM)**



**400-02420**  
**PLASTIC HINGE**

To suit 400-02414, 400-02416 and 400-02418.



**400-02422**  
**WINE GLASS EXTENSION IN GREY HAMMER-TONE (140MM)**

Suitable for use on an existing straight table leg, this extension converts a normal table top to a swivel table top. Simply remove the existing table top (and plate), and place the extension piece into the top of the existing table leg. Tighten the wingnut to secure the extension piece into place. Refit the table top (and plate) on the extension piece. Fits all table legs with a 45mm tube diameter.



**400-02424**  
**WINE GLASS EXTENSION IN GREY HAMMER-TONE (215MM)**

Suitable for use on an existing straight table leg, this extension converts a normal table top to a swivel table top. Simply remove the existing table top (and plate) and place the extension piece into the top of the existing table leg. Tighten the wingnut to secure the extension piece into place. Refit the table top (and plate) on the extension piece. Fits all table legs with a 45mm tube diameter.





The Nuova Mapa table leg is a fully adjustable telescopic table leg with turntable and slide system. This table can be easily adjusted into bed position if required. The bed position is factory set at 330mm and can be easily adjusted if another measurement is required.

### 400-02600

#### NUOVA MAPA TELESCOPIC AND ADJUSTABLE TABLE LEG (WITH TURNABLE/SLIDING TABLETOP MECHANISM)

Encompassing ease and versatility, this revolutionary table leg is made in Italy from galvanised steel. Its spring loaded leg, can be lowered by pressing on the foot pump at the base and pushing down on the table top. Raising the table top is just as simple - press the foot pump again. The table top mechanism, made from lightweight aluminium, facilitates movement in and out of the dining area. A lift lever allows the table top to swivel up to 180°, as well as in a N, S, E or W direction.

#### Specifications

Diameter of leg base: 260mm

Max Weight Capacity (in bed position): 100Kg

Max Height (from floor to underside of table top): 710mm

Min Height (from floor to underside of table top): 330mm




### 400-02610

#### NUOVA MAPA SLIDING TABLE TOP MECHANISM

Suitable for use on existing Wineglass table legs, the Sliding Mechanism retrofits in place of the standard (and immovable) table top mount. It therefore converts a Wineglass table from having a stationary table top, to having a table top that can slide in a N, S, E or W direction, by utilising the lock lever. If the table top needs to swivel, simply loosen its connection to the table leg and swivel the table top to its required position and retighten. Fits table legs from 43 - 50mm in diameter.

#### Specifications

Dimensions: 445W x 705L (mm)



## COAST PICNIC TABLES



We all know storage space is at a premium whilst you're travelling, so taking the essentials (like tables and chairs) can sometimes be a pain. Why not install a picnic table on the outer wall of your RV? It's one less thing you have to pack and you can never leave it behind! Quick and easy to install, the Coast Picnic Tables feature powder coated, stainless steel hinges and are rated to a huge 30kg\*. The table itself is made from SMC (sheet moulding compound) which is the same material used by Audi and Porsche! Available in white, the Coast Picnic Tables are suitable for installation on fibreglass and aluminium cladded RVs (note that in the case of aluminium cladded vans, the Picnic Table with Backing Plate must be installed). Comes with 2 keys so that you can lock your table in a "closed" position when not in use.

*\*Whilst the Coast Picnic Tables are rated to hold 30kg, you should ensure that the structure you're fitting it onto (i.e. aluminum cladding or fibreglass paneling) can hold that weight. Coast recommends that you: 1) Check with your RV's manufacturer, prior to installation, how much weight the walls will hold. 2) Ensure you do not exceed the weight that your RV manufacturer has recommended.*

**400-02700**  
**PICNIC TABLE (WITH BACKING PLATE)**

The backing plate creates a neat frame between the two fixed brackets on the picnic table. It Allows for extra mounting points should there not be any supporting studs behind the spot you've chosen to install it.

**Weight:** 4.7Kg

**Dimensions:** 805L x 435H x 30D (mm)



**400-02720**  
**PICNIC TABLE (WITHOUT BACKING PLATE)**

**Weight:** 4.2Kg

**Dimensions:** 805L x 435H x 30D (mm)



**400-02730****PICNIC TABLE WHITE C/W CHROME LOCK**

Dimensions: 800 x 450 (mm)

**400-02732****PICNIC TABLE BACKING PLATE C/W 3M TAPE WHITE**

Dimensions: 800 x 450 (mm) to suit 400-02730

**400-02740****PICNIC TABLE BLACK WITH CHROME LOCK**


Dimensions: 800 x 450 (mm)

**400-02742****PICNIC TABLE BACKING PLATE WITH 3M TAPE BLACK**

Dimensions: 800 x 450 (mm) to suit 400-02740

**TABLE HINGE KITS****400-02900****TABLE HINGE KIT**

Allows you to easily & quickly remove a table top. Kit includes: x1 metal rod (70cm), x2 plastic rod ends, x1 plastic bracket, x1 plastic bracket locator & x2 plastic removable hinges. Suitable for bi-fold tables.

**400-02994****L PIECE FOR TABLE HINGE KIT****400-02995****TUBE + CENTRAL PLASTIC CLAMP FOR TABLE HINGE****400-02997****CENTRAL PLASTIC CLAMP (2 PART) FOR TABLE HINGE KIT****400-02998****CENTRAL ATTACHMENT FOR TABLE HINGE KIT****400-02999****PLASTIC END BRACKET FOR TABLE HINGE KIT**

## COAST ADJUSTABLE ROOF RACKS



Designed to suit most campers, Coast to Coast's Adjustable Roof Racks can be resized to fit almost any installation requirement.

Now there is room to take your surfboards, canoe or kayak on your next adventure, even if you already have a roof mounted A/C or TV antenna!

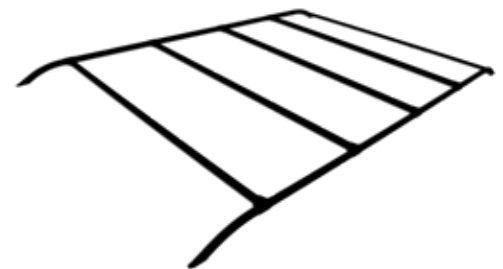
**Features**

- > Easy Multi-fit DIY Roof Rack Kit
- > Can be shortened in both length and width to suit your requirements.
- > Cross bars can be positioned to allow for roof top accessories.
- > Each kit comes complete with the brackets for both roof and side mounting options.
- > Stylish low profile design is available in Black or White.
- > Lightweight and durable
- > Made from tubular aluminum.
- > Weight rated to 100kg\*
- > Complete with all required fitting and detailed installation instructions.

**Specifications**

**Weight:** 20kg  
**Maximum Load:** 100kg\*  
**Maximum Length:** 3745mm  
**Maximum Width:** 2300mm  
**Height:** 140mm

*\* Please consult your camper manufacturer for roof load limit*

**400-04600****COAST ADJUSTABLE ROOF RACK WHITE****400-04602****COAST ADJUSTABLE ROOF RACK BLACK**

## LUGGAGE BASKET

Suitable for Jayco and Coast roof racks, this handy luggage basket greatly expands the amount and type of cargo you can safely transport on your next RV adventure. Made from lightweight and durable tubular aluminum the basket is supplied preassembled with all required fittings for an easy installation.

### Specifications

Weight: 12kg

Maximum Length: 1500mm

Maximum Width: 1000mm

Height: 200mm

### 400-04610

#### ALUMINIUM LUGGAGE BASKET WHITE



### 400-04612

#### ALUMINIUM LUGGAGE BASKET BLACK



## ROOF RACK CROSS BAR KIT

An extra cross bar with all required fixtures to add extra support to existing Jayco Roof Racks. Kit contains 4 brackets (1pair), 4 nuts and bolts and 1 cross bar. The bars are 2300mm long and can be cut to the correct length.



### 400-04614

#### ALUMINIUM CROSS BAR PACK FOR ROOF RACK WHITE

### 400-04616

#### ALUMINIUM CROSS BAR PACK FOR ROOF RACK BLACK

## BIKE RACKS

Coast to Coast's new range of Bike Racks feature a compact and sturdy design, excellent quality, well thought-out usability and outstanding value. Coast Bike Racks are supplied pre-assembled for easy DIY installation and are specially designed to suit both Jayco and Coast to Coast adjustable roof racks. Coast Bike Racks are an affordable and convenient solution to take your bikes with you on your next trip

### 400-04650

#### COAST ALU STAR BIKE RACK

- > For upright assembly
- > Can be mounted to both Jayco and Coast Roof Rack Systems
- > Fast and easy installation by means of plastic hand wheels.
- > For 1 bike up to 133cm wheelbase and 80mm frame diameter
- > Load capacity: 15kg
- > Weight: 2.15 kg



### 400-04652

#### COAST SUPER BIKE RACK

- > For upright assembly
- > Can be mounted to both Jayco and Coast Roof Rack Systems
- > Plastic hand wheels for fast and easy installation
- > Suitable for bikes frames up to a width of 80mm
- > For almost all tyre widths, from racing bikes to mountain bikes
- > Swivel catch on the lockable toggle screw
- > Adjustable wheel holder trays with protective plastic end caps
- > Load Capacity: 15kg
- > Weight: 2.9kg



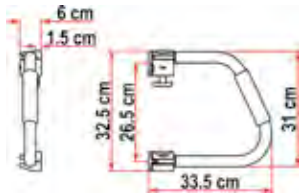
## FIAMMA SECURITY HANDLES

A handle designed to lock across the main door to provide extra security & also double as a grab handle to get into your caravan comfortably. Available in two sizes.

### 400-03010

#### FIAMMA SECURITY 31 HANDLE (WHITE)

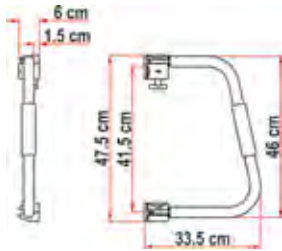
Made with solid painted aluminium with 30mm diameter & 2mm thickness. Takes up little space when folded against the wall. Comes complete with key lock & safety release handle, installation brackets, screws & internal counterbrackets.



### 400-03020

#### FIAMMA SECURITY 46 HANDLE (WHITE)

Has all the same features as the Security 31 Handle but with a longer handle extension.



### 400-03052

#### FIAMMA SECURITY SAFE DOOR (WHITE)

Safety block for main door of caravans or motor homes. It works as an anti-theft device as it is made of sturdy anodized aluminium without plastic parts. Easily installed with bolts & internal counterbrackets.

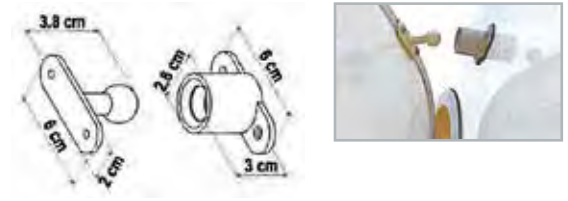
Dimensions: 15W x 9H x 5D (cm)



### 400-03090

#### FIAMMA DOOR HOLDER GREY

Prevents the door to your RV from swinging open/ closed when windy.



## CAMCO RV GRAB HANDLES

The Camco RV Grab Handle is a simple, efficient way to make entering and exiting your RV safer. After the one-time, easy installation, the Camco RV Grab Handle provides a secure hand-hold on the left or right side of your RV door. When not in use, the Grab Handle easily lifts and rotates to lay flat against the side of the RV. The durable aluminum construction with UV resistant plastic brackets is built to last. Use the Camco RV Grab Handle to replace your old or broken grab handle, or to install on an RV that has never had a grab handle. All installation hardware is included.

- > Provides a secure hold for entering and exiting your RV
- > Easily installs to the side of any RV
- > Ergonomic design provides solid, secure grip
- > All installation hardware included
- > Durable and weather resistant

Height: 72.9cm

Width: 37.6cm

Depth: 6.1cm

### 400-03030

#### CAMCO FOLD AWAY GRAB HANDLE - BLACK



### 400-03032

#### CAMCO FOLD AWAY GRAB HANDLE - WHITE





### BED END GARAGES

Suitable for use on most brands of camper trailers, these Bed End Garages allow you to make use of otherwise wasted space. It keeps items such as the kid's toys, BBQs, canoes and even the humble porta potti hidden! No drilling, screwing or stitching is required to create this PVC enclosure. Heavy duty Velcro connects the walls to the underside of your folded out bed end. Tent pegs are provided to secure the Bed End Garage to the ground and access can then be gained using the zipper. Available in white in two models - on-road and off-road.



**400-04500**  
**CAMPER BED END GARAGE FOR ON-ROAD CAMPERS**

Overall Dimensions: 4500L x 1400H (mm)

**400-04510**  
**CAMPER BED END GARAGE FOR OFF-ROAD CAMPERS**

Overall Dimensions: 4500L x 1650H (mm)

**400-04800**  
**SPHERE EXTENDABLE TOWEL AND LAUNDRY RACK**

Made from aluminium, the new Extendable Towel and Laundry Rack is great for use at home or in your RV. It's simple to install too, just a couple of brackets and screws, and job done! When not in use the Extendable Towel and Laundry Rack can be removed from its mounting brackets and stored out of sight. Featuring eight, 80cm rods of hanging space, it's the compact airing solution.

**Specifications**

Weight: 1.62Kg

Closed Dimensions: 84W x 11D x 21H (cm)

Open Dimensions: 84W x 64D x 21H (cm)



**400-04899**

**MOUNTING BRACKETS TO SUIT SPHERE EXTENDABLE TOWEL AND LAUNDRY RACK**

Enables the same Extendable Towel and Laundry rack to be hung in a second or third location.



### FIAMMA STORAGE POCKETS

**400-05000**

**FIAMMA STOW-ALL POCKET M**

Made of scratch resistant plastic & is easy to install with the provided screws. Available in white only.



**400-05004**

**FIAMMA STOW-ALL POCKET L**

Made of scratch resistant plastic & is easy to install with the provided screws. Available in white only.



**400-05010**

**FIAMMA STOW-ALL POCKET XL**

A practical storage pocket that is easily installed onto doors or walls with screws provided. Made of scratch resistant ABS & is available in grey only.



## TATKRAFT ACCESSORIES

400-05700

**TATKRAFT MAGIC HOOK WITH SUCTION CUP**

Secure and easy fixing on any smooth airtight surface: tile, glass, metal, plastic, mirror, etc.

- > Max weight holding capacity 5kg
- > No tools required for installation
- > Moisture and temperature resistant

**Specifications**

**Material:** Chrome plated plastic

**Product Size:** 5.5cm x 3.5cm x 8.8cm

400-05702

**TATKRAFT VACUUM SCREW KARL SOAP HOLDER WITH SUCTION CUP**

Easy installation—no screws, no nails, no glue and no tools! The Vacuum Screw Karl Soap Holder is highly durable and its powerful vacuum seal can hold up to 8kg.

- > Antirust 4-layer chrome plated steel
- > Natural polymer vacuum membrane
- > Moisture and temperature resistant

**Specifications**

**Material:** Chrome plated steel, plastic

**Size:** 13cm x 12cm x 9.5cm H

400-05704

**TATKRAFT MEGA LOCK TOILET PAPER ROLL HOLDER WITH COVER AND SUCTION CUP**

Easy installation, no drilling, no screws! Designed to work on smooth, airtight surfaces the mega lock system uses a membrane made of natural polymer to create a powerful vacuum to fix the toilet paper roll holder securely in place.

- > Holds up to 16kg
- > Resistant to changes in temperature, moisture proof
- > High durability of chrome plated coating, rustproof

**Specifications**

**Material:** Chrome plated steel, plastic

**Size:** 13cm x 3cm x 9cm H



400-05706

**TATKRAFT MEGA LOCK TWIN TOOTHBRUSH HOLDER WITH CUP AND SUCTION CUP**

Designed for non-porous, smooth, glass or tiled surface only. Easy installation—no screws, no nails, no glue, no tools! The removable, plastic and unbreakable tumblers are great for storing small bathroom accessories like razors or toothbrushes. The strong vacuum pressure created by the internal membrane holds the twin toothbrush holder firmly in place.

- > Holds up to 16kg
- > Resistant to changes in temperature, moisture proof
- > High durability of chrome plated coating, rustproof
- > Can be reused many times and removed without leaving residue
- > Relocate easily with no surface damage

**Specifications**

**Material:** Chrome plated steel, plastic

**Package Dimensions:**

17.6cm x 15cm x 9.8cm H



400-05708

**TATKRAFT MEGA LOCK RHOMBUS RACK WITH TWO SUCTION CUPS**

Designed for non-porous, smooth, glass or tiled surface only. Easy installation—no screws, no nails, no glue, no tools! This diamond shaped rack is perfect for storing larger bathroom articles such as shampoo, moisturizer and deodorant. The strong vacuum pressure created by the internal membrane holds twin toothbrush holder firmly in place.

- > Holds up to 16kg
- > Resistant to changes in temperature, moisture proof
- > High durability of chrome plated coating, rustproof
- > Can be reused many times and removed without leaving residue
- > Relocate easily with no surface damage

**Specifications**

**Material:** Chrome plated steel, plastic

**Size:** 30.5cm x 15.5cm x 10.5cm H



**400-05710****TATKRAFT VACUUM SCREW KAISER CORNER RACK WITH TWO SUCTION CUPS**

Designed to work on smooth, airtight surfaces, the Kaiser Corner Rack is easy to install and requires no screws, nails, glue or tools. Featuring two vacuum screws for added strength it mounts perfectly into any corner of your bathroom. The removable blue insert stops smaller items falling through the rack and its large size will accommodate various bathroom essentials.

- > Antirust 4-layer chrome plated steel
- > Natural polymer vacuum membrane
- > Moisture and temperature resistant

**Specifications**

**Material:** Chrome plated steel, plastic

**Size:** 30.5cm x 25cm x 8.5cm H

**400-05714****TATKRAFT MEGA LOCK TOILET BRUSH WITH HOLDER AND SUCTION CUP**

Easy installation, no drilling, no screws! Designed to work on smooth, airtight surfaces the mega lock system uses a membrane made of natural polymer to create a powerful vacuum to fix the Toilet Brush and Holder securely in place.

- > Holds up to 16kg
- > Resistant to changes in temperature, moisture proof
- > High durability of chrome plated coating, rustproof

**Specifications**

**Material:** Chrome plated steel, plastic

**Size:** 10.2cm x 11.5cm x 33cm H

**400-05712****TATKRAFT VACUUM SCREW CONRAD TWO SHELVES CORNER RACK WITH TWO SUCTION CUPS**

Designed to work on smooth, airtight surfaces, the Conrad Two Shelf Corner Rack is easy to install and requires no screws, nails, glue or tools. Featuring two vacuum screws for added strength it mounts perfectly into any corner of your bathroom or can stand freely on a counter. The removable blue inserts stops smaller items falling through the rack and its dual shelves will accommodate numerous bathroom essentials.

- > Antirust 4-layer chrome plated steel
- > Natural polymer vacuum membrane
- > Moisture and temperature resistant

**Specifications**

**Material:** Chrome plated steel, plastic

**Size:** 23cm x 17.5cm x 33.5cm H

**400-05716****TATKRAFT MEGA LOCK DOUBLE HOOK WITH SUCTION CUP**

Easy installation, no drilling, no screws! Designed to work on smooth, airtight surfaces the mega lock system uses a membrane made of natural polymer to create a powerful vacuum to fix the Double Hook securely in place.

- > Holds up to 16kg
- > Resistant to changes in temperature, moisture proof
- > High durability of chrome plated coating, rustproof

**Specifications**

**Material:** Chrome plated steel, plastic

**Size:** 11cm x 7.5cm x 12cm



### ADCO RV COVERS

2015 saw the introduction of a new era in RV protection in Australia and New Zealand, thanks to the American RV cover giant ADCO making their Designer Series covers exclusively available from Coast to Coast. Backed by a huge 3yr warranty, the ADCO Designer Series is available to suit Camper Trailers, Caravans, Pop Tops and Motorhomes. They're designed for high sun exposure, high moisture, long term storage and even snow, making it the most durable cover on the market! It features superior UV stabilised and breathable fabric that blocks out 99.8% of the sun's damaging UV rays. On the Caravan, Pop Top and Motorhome models, there are zippered panels along one side. These allow you access to the interior of your RV whilst the cover is on, and because of the eyelets on these panels, they can also double as an awning!

#### Features

- > Top panel is made of DuPont™ Tyvek® fabric which beads water on contact. Some water may penetrate the cover.
- > Side panels are made of four layers of polypropylene with a soft lining that won't scratch your RV paintwork
- > A cinching system with buckles prevent billowing fabric on the front and rear
- > The lining of the cover is reinforced on all corners to protect against tears caused by sharp edges
- > Air vents help to eliminate moisture build-up



### ADCO CAMPER COVERS

Fits Camper Trailers up to 86" (2.18m) wide and 54" (1.37m) high.



Part Number	Description
<b>400-06100</b>	10' - 12' (3.06 - 3.67m)
<b>400-06102</b>	12' - 14' (3.67 - 4.28m)
<b>400-06104</b>	14' - 16' (4.28 - 4.90m)

### ADCO CARAVAN COVERS

Fits Caravans up to 104" (2.64m) wide and 93" (2.36m) tall.



Part Number	Description
<b>400-06110</b>	14' - 16' (4.28 - 4.90m)
<b>400-06112</b>	16' - 18' (4.90 - 5.51m)
<b>400-06114</b>	18' - 20' (5.51 - 6.12m)
<b>400-06116</b>	20' - 22' (6.12 - 6.73m)
<b>400-06118</b>	22' - 24' (6.73 - 7.34m)
<b>400-06120</b>	24' - 26' (7.34 - 7.92m)

### ADCO POP TOP COVERS

Fits Pop Tops up to 101" (2.57m) wide and 71" (1.80m) high



Part Number	Description
<b>400-06122</b>	12 - 14' (3.67 - 4.28m)
<b>400-06124</b>	14' - 16' (4.28 - 4.90m)
<b>400-06126</b>	16' - 18' (4.90 - 5.51m)
<b>400-06128</b>	18' - 20' (5.51 - 6.12m)

### ADCO MOTORHOMES COVERS

Fits Motorhomes up to 104" (2.64m) wide and 93" (2.36m) tall



Part Number	Description
<b>400-06130</b>	20 - 23' (6.12 - 7.01m)
<b>400-06132</b>	23' - 26' (7.01 - 7.92m)
<b>400-06134</b>	26' - 29' (7.92 - 8.84m)

# ALL CLIMATE

## ALL CLIMATE DESIGNER SERIES 4 LAYER RV COVER DU PONT Tyvek RV

by **ADCO**  
AUSTRALIA

ALL CLIMATE | WATER RESISTANT | 4 LAYER | HIGHLY BREATHABLE

### Highly Protective 4 Layer DuPont™ Tyvek® Roof Panel

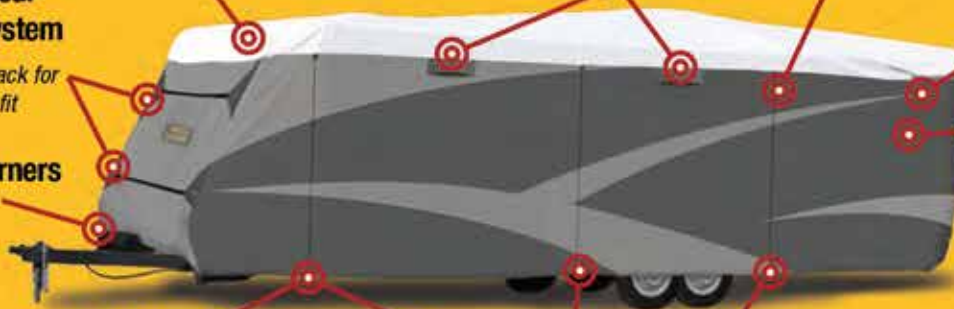
- Maximum protection against damaging UV rays
- Water resistant yet breathable
- Beads water on contact

### Front & Rear Cinching System

- Removes slack for a snug fit

### Reinforced Corners

- Reduces wear



### Air Vents

- Prevent mould & mildew (Excludes Camper Trailer)

### Door Flaps Double As Sun Awning

(Excludes Camper Trailer)

Storage Bag Included

### Reinforcements

- Reduces wear

### Polypropylene Side Panels

- Breathable & durable 4 layers

### Eyelets In Hem

- Easily convert side panels into sun awning (Excludes Camper Trailer)

### Zippered Entry Panels

- Easy access during storage (Excludes Camper Trailer)

**ADCO 3 YEAR WARRANTY**



### Front and Rear Cinching System

Removes slack and reduces billowing and eliminates loose fabric



### DuPont™ Tyvek® Roof Panel

Effectively blocks 99.8% of the sun's damaging UV rays



### Four Layer Top & Sides

Allows cover to breathe while resist moisture



### Zipper Entry Doors

For easy covered access (Excludes Camper Trailer)



### Air Vents

Help the cover to breathe and prevent mould and mildew (Excludes Camper Trailer)



### Extra Reinforcements

On all four top & bottom corners help protect against sharp edges & reduces wear



### Weighted Buckle Toss-Under

Allows you to easily toss the installation straps under your RV to connect to the opposite side

**POP TOP, CAMPER TRAILER, CARAVAN, OR CLASS C MOTORHOME**



Sun



Rain



Snow

**DU PONT Tyvek RV**

Superior UV stability effectively blocks 99.8% of the sun's damaging UV rays that can fade interior & exterior surfaces

**ADCO ULTRA TYRE GUARDS**

- > Protect your vehicle's tyres from blowouts
- > Durable heavy-duty flannel backed vinyl repels liquid and saves tyres from the sun's damaging UV rays and other environmental hazards
- > Overlapping seams, double needle stitching and reinforced grommets
- > Eliminate premature cracking of sidewalls
- > Bungee-ball fastening system eliminates loss to wind
- > Two Tyre Guards per box

**400-06200****ADCO TYRE GUARD WHITE 30"- 32"****400-06202****ADCO TYRE GUARD WHITE 27"- 29"****ADCO TYRE COVER DIAMOND PLATE**

- > Protects spare tyres from damage caused by UV rays and other elements
- > Prevents rubber from damage and cracking which can cause popping and punctures
- > Super heavy-duty vinyl construction
- > Designed to look and feel like diamond plated steel
- > Elasticized rear seam for a snug fit
- > Bottom drainage to prevent moisture buildup
- > UV and cold crack treatment

**450-06300****ADCO TYRE COVER DIAMOND PLATE  
29 3/4"****450-06302****ADCO TYRE COVER DIAMOND PLATE 27"****450-06304****ADCO TYRE COVER DIAMOND PLATE  
25 1/2"****PREMIER ONE CLEANING PRODUCTS**

If you've ever found giving your RV a good clean bit of a mission, Premier One have come up with a great, practical idea! Telescopic, industrial strength poles that have a screw-end to attach a brush head. The brush head has super soft, non-abrasive fibres on it... so you don't have to worry about scratching the paint work on your RV.

**There are two types of telescopic options available:**

- > A non-flow through pole, with a comfortable safety grip
- > A flow through pole, with a comfortable safety grip.

This one is particularly useful because you can attach hose to it, allowing water to flow through the pole and onto the brush head. There is also an "on/ off" switch at the end of the pole so that you're able to minimise water wastage.

These poles and brushes are great for use on your RV or around the home, cleaning those hard to reach windows is now a breeze. Also great for the marine, transport and manufacturing industries.

**400-05100****PREMIER ONE QUAD BRUSH HEAD**

Brush head width: 26cm

**400-05200****PREMIER ONE NON FLOW POLE**

Made from lightweight aluminium, the non-flow through pole extends up to 2.5m

**400-05300****PREMIER ONE FLOW THROUGH POLE**

Made from lightweight aluminium, the flow-through pole extends up to 2.5m It also has an on/off feature built into the handle to limit water wastage.



## PREMIER ONE FOAM GUN AND CARAVAN WASH

**400-05310**

### PREMIER ONE FOAM GUN

The Premier One Foam Gun is designed to partner perfectly with Premier One Caravan Wash. Quickly cover your car, RV or trailer in a thick layer of clinging foam that effortlessly removes small build-ups of dust and dirt. The enhanced Foam Gun benefits from a leak proof hose lock male connection that is a perfect fit for the general garden female hose lock connectors, a significant improvement over other foam guns.

#### Features

- > Exceptional chemical resistance to acidic or caustic cleaners
- > Accurately mixes and sprays foaming chemicals
- > Foam generating wand creates a thick, clinging foam
- > Fan spray deflector included for disinfectants, etc.
- > Durable polymer mixing head with stainless steel screws
- > Quick-set dial selects mixing ratio



**400-05340**

### PREMIER ONE CARAVAN WASH 5L BOTTLE

Premium caravan wash, works in conjunction with the Premier One Foam Gun. This high foaming, PH neutral and environmentally formula is perfect for any dirty RV.



**400-05350**

### CAMCO RV WASH PODS - 6 PER PACK

Camco's easy to use RV Wash Drop-Ins help wash away years of built up dirt and grime on your RV. One convenient, premeasured drop-in dissolves in 11.3 liters of water that can then be used to scrub away at your RV. The re-sealable bag of 6 drop-ins is more lightweight than most liquid or gel cleaners, making it easy to take with you on the road. Cleaner is biodegradable, fragrance-, phosphate- and SLS-free and contains no added dyes.



## TRAIL-A-MATE

**450-00060**

### TRAIL A MATE HYDRAULIC JOCKEY WHEEL AND JACK KIT

Specifically designed for use with a caravan chassis, the Trail A Mate provides a unique way of making the hitching and unhitching of your caravan or camper trailer very easy (no matter how low your caravan or camper trailer might be). By removing the pin, the wheel can be replaced by the base plate and an adjustable clamp, thus turning the jockey wheel into a jack. The kit includes: hydraulic jack on shaft, lifting clamp, jockey wheel, base plate with pin, lifting handle, bracket and bars, and a comprehensive instruction guide.



**450-00062**

### TRAIL A MATE SERVICE KIT

Assists with keeping your Trail A Mate performing as it should. Suitable for use on the Hydraulic Jockey Wheel and Jack Kit (part number 450-00060). Comes with instructions.



**450-00070**

### TRAIL A MATE SIDE WINDER

Has a winding/ crank handle to raise or lower your RV. It easily fits onto most caravans and trailers (500kg only). It can also double as a jockey wheel and is suitable for RVs up to 16' in length, (and that have a max GTM of 1600Kg).



**450-00085****TRAIL A MATE MARK II HYDRAULIC JACK ONLY**

A heavy duty jack designed for lifting large caravans, boats and trailers. It comes with a base that enables the Mark II to be used not only as a lifting device but also as a jack stand. Manufactured to Australian and New Zealand standard 2693/2007, it has a lift capacity of up to 35cm.

**Working Load Limit:** 1500kg

**Aggregated Trailer Mass:** 3500kg

\* Does not include A-Frame Clamp

**450-00118****STABILISER JACK PADS**

Prevent your jacks or awning legs from sinking into grass or sand. Interlocking for convenient storage with a handy velcro strap. Built in handle for ease of use. Solidly constructed of a durable polypropylene with UV filters & comes in a set of 4.

**450-00089****TRAIL A MATE 60MM CLAMP FOR MARK II HYDRAULIC JACK**

An optional clamp to enable you to use the Mark II Hydraulic Jack as a jockey wheel instead of having it permanently fixed to your RVs frame.

**JACK LEVELLING BASES****450-00120****ALKO BIG FOOT CARAVAN JACK**

Alko Big Foot Caravan Jack Steady "Foot" - Anti sinking bases for the bottom of jack legs, comes in a set of 4. 1.0: 80mm

**450-00102****COAST JACK PADS (80MM)**

Made with a durable plastic construction, Coast's Jack Pads are easy to attach. They have a universal fit & a unique channel that prevents ants from crawling up the stabilizer legs. Comes in a set of 4 & includes 4 anti-rattle sleeves.

**Dimensions:** 158L x 138W x 74H (mm)

**450-00121****ALKO SINGLE FOOT PIECE**

Single Foot Piece to Suit Alko Big Foot Caravan Jack Steady.

**450-00127****FIAMMA PLATES PRO (GREY)**

A set of four anti-sinking bases with four plastic pins to fasten to the RVs drop down legs. They can be a permanent fit if required, simply leave the pin in place.





**450-00132**  
**FIAMMA PLASTIC STAKKA JACKS**  
**(GREY)**

Made from UV-resistant plastic, these grey plastic jacks have an adjustable height (from 31 - 44 cm). Comes in a set of four jacks, each weighing 0.8kg. Each jack has a max load of 750kg.



**450-00152**  
**RUBBER JOCKEY WHEEL**  
**RECEIVER**

Acts as a chock for your jockey wheel. Has raised edges to ensure your jockey wheel does not roll once it is in the stationary position.



**450-00160**  
**ALUMINIUM STABILISING**  
**TRAILER JACK**

Features a heavy duty non-corroding, cast aluminium base with steel screw assembly & a permanent handle. Each jack has a weight capacity of 2721kg. Comes in a set of 4.



**450-00232**  
**CAMCO TRAILER AID PLUS**

Trailer-Aid is the fast, safe and easy way to change a trailer's flat tyre. Made from lightweight super strong polymer, Trailer-Aid is easy to travel with and makes changing your trailer tyre simple, even if you're alone. Trailer-Aid Plus is designed specifically for recreational trailers and gives an additional 1 inch lift. The extra 1inch lift makes Trailer-Aid Plus handy when performing maintenance on brakes, wheels, and axles.

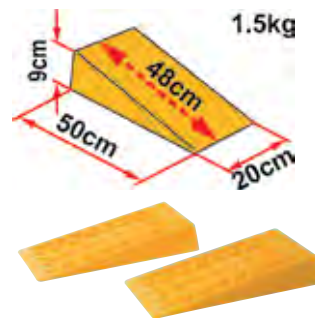
**Specifications**  
 Dimensions: 610L x 140W x139.7H (mm)  
 Holds up to 6,800kg.



**FIAMMA LEVEL SYSTEMS**

**450-00260**  
**MAGNUM LEVELS**

Lightweight blocks to level your RV that won't crack like wood. It has a self-locking overlapping system & has a max axle weight of 8t. Comes in a set of 2.



**CAMCO WHEEL CHOCKS**

Solidly constructed of durable hard plastic with UV inhibitors, these yellow chocks are ideal for caravans & motor homes. They are sold separately & are available in two sizes.

**450-00210**  
**WHEEL CHOCK**

Suitable for wheel diameters of up to 26" (66cm).




**450-00220**  
**SUPER WHEEL**  
**CHOCK**

Suitable for wheel diameters of up to 29" (74cm).



**450-00262**  
**JUMBO LEVELS**

Ideal for RV's with twin tyres, the jumbo system also has the overlapping feature & has a max axle weight of 14t. Comes in a set of 2.



**450-00272****LEVEL BAG**

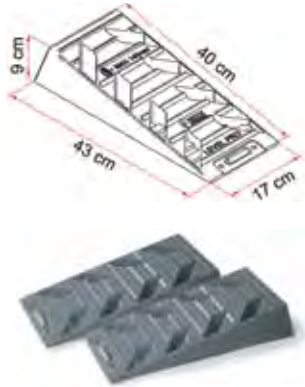
Made of washable polyester, it has a comfortable carry belt making transporting your Level Up's & Level Up Jumbo's easy.

**Dimensions:** 185 x 245 x 650 (mm)

**450-00274****LEVEL PRO**

Now available in grey, the Level Pro is great for caravans or trailers with small wheels (up to 145mm tread width). Made from HDPE that is also UV-resistant, they have a max axle weight of 5t. They can also be stacked on top of each other if the need for extra height arises. Comes in a set of 2.

**Weight:** 0.8kg each

**450-00276****LEVEL-UP RAMPS**

Fiamma's bestselling ramps are now available in grey. They are still lightweight, strong and anticorrosive, making these the best levelling choice for your RV. The Level Up has 3 levels with a ridged surface to grip the tyres in place. They have a max axle weight of 5t and come in a set of 2.

**Weight:** 1.45kg each

**450-00278****ANTI-SLIP PLATE**

Now available in grey, these anti-slip plates lock onto a Fiamma ramp to provide extra grip for your RV tyres. It is especially handy on paved surfaces. Weighs just 100g and is available as a set of 2.

**Dimensions:** 100W x 160L (mm)

**450-00279****FIAMMA CHOCKS FOR FIAMMA LEVELS (GREY)**

Sold in pairs, chocks are used with Level Ups, Level Pros or Level Magnums to secure the wheels during long stopovers. They come with steel hooks and are solidly made from UV-resistant polyethylene.

**450-00280****FIAMMA LEVEL BAG S**

A smaller version of the Level Bag (part number 450-00272), the Level Bag S is suitable for use with Level Pros and Level Magnums.

**Dimensions:** 150H x 220W x 570L (mm)



## EXPLORE LEVELLING SYSTEM

**450-00390****HAIGH DUAL WHEEL CHOCK N'LOCK**

The Explore™ Chock 'n Lock is a revolutionary Australian Made and Owned innovation that locks, chocks, and stabilises dual axle caravans and trailers. Using the latest in injection-moulding technology, the Chock 'n Lock is made from a heavily reinforced plastic composite that is durable enough to last a lifetime. With a simple turn of a wheel, the Chock 'n Lock stabilises the suspension and eliminates the sway and movement commonly associated with dual axle caravans and trailers. The ergonomic turning mechanism allows for easy fitment by all ages without causing hand strain, and unlike similar products that require crawling underneath the trailer to fit, this can be installed from a kneeling or comfortable sitting position. The Chock 'n Lock is an ideal investment for anyone who owns a dual axle caravan or trailer. Two extension plates are included and can be added or removed depending on wheel spacing, with additional pairs sold separately.

Suitable for use on most dual axle platforms, including caravans, boats, trailers, and horse floats.

- > Easy to install
- > Heavy duty construction
- > Ergonomic turning mechanism
- > Integrated locking cap (padlock not included)
- > Expandable with extension plates (2x included, additional pairs sold separately)
- > Can be fitted both vertically or horizontally depending on the size and profile of your tyres

**450-00396****EXPLORE CVL2 LEVELLING RAMP (PAIR)**

Made in Australia and specifically designed for tandem axle trailers, these levellers have a 5 tonne capacity. Super strong, they're able to raise a wheel up to 100mm (without the use of a jockey wheel)! They feature an extra wide tread to cater for tyre widths of up to 250mm and are lightweight at just 1.8kg each.

Dimensions: 140H x 570L x 250W (mm)

**450-00398****WHEEL CHOCKS TO SUIT CVL2 LEVELLING RAMPS****450-00399****STORAGE BAGS FOR CVL2 LEVELLING RAMPS**

Designed specifically for the CVL2 range, the storage bag is made from tough polyester with a PVC backing. Each bag will fit a set of CVL2 levellers and a set of wheel chocks.



## FROLI LEVELLERS



For over 50 years Froli has been at the forefront of design, engineering and innovation. As a leader in the development and manufacturing of high quality products, you can rest assured that Froli caravan accessories will be a unique addition to your RV.

Manufactured in Germany, Froli meets the highest European standards and offers true German design and styling.

### 450-07000

#### FROLI MAXI WHEEL RAMP LEVELLER

The Maxi-wedge ensures optimal height compensation on slopes and even surfaces. Suitable for twin axle vehicles.


**Dimensions:** 500 x 212 x 120mm

**Tested Support Load:** 5,000kg per wheel

**Weight:** Approximately 1.95kg

**Colour:** Black

- > Set of two
- > Carrying case



### 450-07002

#### FROLI MINI ROUND WHEEL LEVELLER

**Dimensions:** 385 x 200 x 80mm


**Tested Trailer Weight:**

1250kg per wheel

**Weight:** Approx. 1.1kg

**Colour:** Black

- > Set of two
- > Carrying case



### FROLI MINI ROUND LEVELLERS

Froli's innovative round wheel leveller can do more than any other! The Mini Round Leveller from Froli provides continuously variable height adjustment up to a maximum of 8cm. Perfect load distribution, the round wedge cannot slip away and no other backup is required for this leveller!

### 450-07004

#### FROLI STANDARD ROUND WHEEL LEVELLER

**Dimensions:** 474 x 230 x 100mm


**Tested Trailer Weight:**

1250kg per wheel

**Weight:** Approx. 1.65kg

**Colour:** Black

- > Set of 2
- > Carrying case



**450-07006****FROLI STANDARD WHEEL LEVELLER**

The standard levelling ramp from Froli is perfect for most RVs and even suits dual axle vehicles.

**Dimensions:** 450 x 160 x 80mm

**Tested Trailer Weight:**

2000kg per wheel

**Weight:** Approx. 1.0kg

**Colour:** Black

> Set of two

**450-07008****FROLI STANDARD WHEEL RAMP LEVELLER 3-PIECE SET**

Three piece levelling set includes a standard levelling ramp, anti-slip plate and a wheel chock.

**Dimensions:** 450 x 160 x 80mm (standard wedge)

**Tested Trailer Weight:** 2000kg per wheel

**Weight:** Approximately 1.0kg

**450-07012****FROLI DETACHABLE WHEEL LEVELLER 4-PIECE SET**

A four piece detachable levelling kit! The levelling ramp can be split into two pieces in order to adjust to the required height. Also comes with a wheel chock and anti-slip plate.

**Dimensions Compensating Wedge:** 500 x 180 x 195mm

**Tested Trailer Weight:** 2000kg per wheel

**Weight:** Approximately 1.84kg

**450-07014****FROLI TRI WHEEL LEVELLER**

The Froli Tri Wheel Leveller is a stepped levelling ramp that offers three heights for simple levelling; 45mm, 75mm and 105mm. Comes with a stylish carry bag.

**Dimensions:** 530 x 173 x 130mm

**Tested Trailer Weight:** 2000kg per wheel

**Weight:** Approximately 1.8kg

**Colour:** Black

> Set of 2

**450-07010****FROLI DETACHABLE WHEEL LEVELLER WITH THREE ADJUSTABLE HEIGHTS**

This two piece adjustable levelling ramp makes it simple to level your RV. It detaches into two pieces that allow for the three heights, 40mm, 55mm and 95mm. Three levelling ramps in one!

**Dimensions:** 600 x 180 x 95mm

**Tested Trailer Weight:** 2000kg per wheel

**Weight:** Approximately 1.84kg

**Colour:** Black

> Set of 2

## ALKO JOCKEY WHEELS

**450-00600**

**ALKO 6" JOCKEY WHEEL**

Has a standard clamp with a solid rubber tyre (150D x 50W mm).



**450-00610**

**ALKO 6" JOCKEY WHEEL**

Has a locking pin swivel bracket with a rubber tyre (150D x 50W mm).



**450-00620**

**ALKO 8" JOCKEY WHEEL**

Has a standard clamp with a rubber tyre (200mm diameter) & steel rim.



**450-00632**

**ALKO 10" JOCKEY WHEEL**

Has a standard clamp with a solid tyre (250mm diameter), suitable for softer ground thanks to the larger wheel diameter.



**450-00642**

**ALKO 10" JOCKEY WHEEL**

has a large locking pin swivel bracket with a solid tyre (250mm diameter).



**450-00644**

**ALKO THRUST BEARING**

Used on 6", 8" and 10" Alko jockey wheels and power mover.



**450-00646**

**ALKO JOCKEY WHEEL HANDLE**

Suitable for pin-type handles.



**450-00660**

**ALKO POWER MOVER**

Has a ratchet mechanism for added convenience & a solid tyre (250mm diameter).



**450-00684**

**ALKO 6" SOLID RUBBER WHEEL**



**450-00686**

**ALKO 8" SOLID TYRE WHEEL**



**450-00698****SOLID RUBBER TWIN JOCKEY WHEEL (WITH CLAMP)**

Perfect for using in combination with your caravan or trailer mover and is suitable for use with single axle and dual axle trailers. The benefit of using the Twin Jockey Wheel is that it does not dig in or jam up on surfaces like some single jockey wheels. It greatly improves the operation on a single and dual axle caravan/ trailer mover regardless of the caravan/ trailer weight. The Twin Jockey Wheel has a heavy duty clamp and the wheels are 10" solid rubber. The tyre has a steel centre with a bronze bush bore while the jockey wheel itself is zinc plated to deter rust.

**Specifications**

Weight: 17Kg

Lift Capacity: 225mm


Static Load Capacity: 1000Kg

**JOCKEY WHEEL CLAMPS****450-00700****STANDARD BOLT ON CLAMP**

(no swivel function) to suit jockey wheel.

**450-00702****ADJUSTABLE SWIVEL JOCKEY WHEEL BRACKET**

Has a locking pin swivel function (150H x 210W mm).

**WINDER HANDLES****450-00711****SLOTTED STYLE WINDER HANDLE TO SUIT REAR JACKS**

Length: 700mm (including the handle)

**450-00712****HEX STYLE WINDER HANDLE TO SUIT CORNER JACKS**

Length: 800mm (including the handle)

**450-00714****HEX WINDER HANDLE**

Length: 1150mm (including the handle)

**ARK JOCKEY WHEELS****450-00720****150MM (6") STANDARD WHEEL**

Has a locking swivel u-bracket & a 350kg load capacity.

Maximum Extension: 250mm

**450-00722****200MM (8") STEEL RIM RUBBER WHEEL**

Has a locking swivel u-bracket & a 350kg load capacity.

Maximum Extension: 250mm



**450-00742****ARK XO SERIES JOCKEY WHEEL**

Ark's new Extreme Off road Series (XO) Jockey Wheel is probably the toughest, most advanced Jockey Wheel in Australia today. But not only is it tough, it's also versatile - with multiple height options, a highly maneuverable trailing yoke design and 5 different yoke locking positions.

- > Magnetic, removable, side-winding handle
- > Heavy duty body with 750kg rating
- > 4 x adjustable height positions
- > Heavy duty swivel clamp
- > Dual wheel with sealed bearings & off road tread
- > Rust resistant finish

**450-00750****6" SOLID RUBBER WHEEL TO SUIT JOCKEY WHEEL**

Wheel diameter: 140mm

Tread width: 40mm

**450-00910****TRAILER COP ANTI-THEFT COUPLING LOCK**

The ball type anti-theft trailer lock that prevents thieves from towing your trailer away by expanding in your coupler. Suitable for use on 50mm couplers, it takes just a minute to install.

**450-00924****KOVIX TRAILER HEAVY DUTY PADLOCK**

Built for maximum security, this unique alarmed trailer lock is the ultimate deterrent to would-be thieves. Designed by Kovix Australia the heavy duty KTR-18 alarmed trailer lock is made from 304 grade stainless steel. Resistant to impact, drilling and cutting this ultra-strong trailer lock features an 18mm pin with an anti-cutting sleeve.

This smart lock's alarm can be turned on or off and is triggered by a motion sensor that activates the 120dB alarm for 10 seconds. The lock is rust resistant and its electronics are water proof so it can be left out in the elements. Built to suit standard 50mm ball hitches, Off Road D035 and Treg-style block hitches, the KTR-18 is as versatile and smart as it is tough.

**Features**

- > Anti-Impact and Drill Resistant
- > Weatherproof Electronics (IP67)
- > Removable Ball to Fit a Wide Range of Hitches
  - (H 100mm x W 155mm x D 35mm - Inside W 80mm)
- > Built in Loud Alarm - Sounds at 120dB
- > Long Life 3V Lithium Battery Included
- > Double Locking Pin System

**450-00926****MILENCO AUSTRALIAN HITCHLOCK WITH CHAIN LOCK**

- > Tough and dependable steel
- > Clamps over tow ball and secured chains
- > Complete with 3 Keys





### 450-00931 DUAL TRAILER COUPLING LOCK HEAVY DUTY - INC. PADLOCK

Secure your parked caravan to the towing vehicle and secure it even when its not attached to a vehicle,

#### Features

- > Heavy duty coupling lock
- > Works when hitched and unhitched.
- > Simple and easy to use
- > Supplied with high-quality padlock
- > Suits Australian 50mm ball couplings
- > Suitable for use with caravans, trailers and horse floats



### 450-01050 CAMCO FOLDING STEP

Holds up to 136kg (300lbs) & has a large non-slip surface. Folds flat for easy storage (grey).



### 450-01070 MGI MILENCO GIANT SINGLE STEP - 200KG RATED

Features a giant tread area that strictly meets safety guidelines to allow a safe carry load of 200kg, skid resistance, and a tread that is non-slip, even when wet. Produced using 100% recycled plastic.

#### Dimensions:

Tread Size: 455mm x 363mm  
Height: 265mm  
Weight: 1.7kg



### 450-01072 MGI MILENCO DOUBLE STEP - 200KG RATED

Emphasizes safety with non-slip tread and highly skid-resistant upper tread surface for maximum safety in both wet and dry conditions. Fitted with four rubber feet to prevent skidding on asphalt and peg holes for use on grass.

#### Dimensions:

Tread Size: 360mm x 220mm  
Height: 185mm x 365mm  
Weight: 2.9kg



### 450-01100 COAST ALUMINIUM FOLDING STEP

Made from sturdy aluminium, this step is extra wide for stability and safety. It has non-skid strips on the tread to ensure no nasty slips. The legs fold out/ in making it extra convenient whilst travelling. Rubber feet not only ensure that the step does not move while being used but it also serves to protect the surface the step is being used on.

Weight Rating: 150kg



### 450-01400 SINGLE PULL-OUT CARAVAN STEP

Zinc plated steel  
Step Width: 514mm  
Tread Depth: 180mm  
Closed Dimensions: 300D x 530W x 180H (mm)  
Mounting plate to top of step: 145mm



**450-01410****DOUBLE PULL-OUT CARAVAN STEP**

Zinc plated steel.

Bottom Step Width: 520mm

Bottom Step Tread Depth: 180mm

Top Step Width: 510mm

Top Step Tread Depth: 305mm

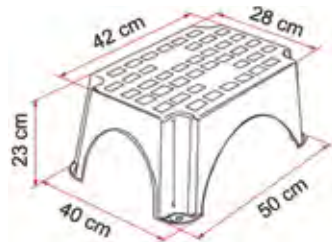
Closed Dimensions: 380D x 590w X 310H (mm)

Mounting plate to top of step: 180mm

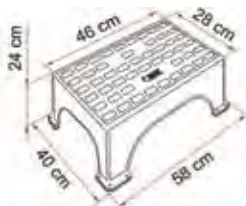
Mounting plate to the top of bottom step: 305mm

**450-01530****FIAMMA PLASTIC STEP SMALL**

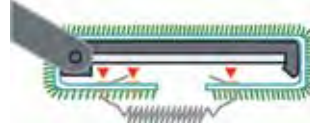
Step in & out of your RV safely! Has a non-skid surface & is made from UV resistant HD polyethylene. Holds up to 150kg & comes in grey.

**450-01552****FIAMMA MAGNUM PLASTIC STEP**

An improved version of Fiamma's best selling step. Made from UV resistant HD polyethylene for great stability & strength. Comes in grey & can hold up to 200kg.

**450-01570****FIAMMA CLEAN STEP**

Suitable for use on electric or manual steps, it helps to keep your RV clean. Made from durable plastic it has a grass appearance & is supplied with springs for installation. Can be adapted to fit steps from: 380 x 400mm up to 450 x 400mm. Available in green.

**450-01990****WHEEL NUT**

Wheel nut for alloy rim

Dimensions: 1/2" thread diameter with a 2mm pitch

**450-02012****LIPPERT SPARE TYRE WINCH WITH OFFSET CABLE**

The Lippert Components Spare Tyre Winch is the perfect bolt-on solution for your spare tyre carrier. Simply bolt on the winch (hardware not included) under your trailer or RV. The offset cable allows for a more compact design which better utilizes leverage.

- > Spare tyre winch bolts on to chassis/frame for easy and convenient access to spare tyre.
- > Using a crank handle (not included), spare tyre can be stored underneath chassis
- > Mounting hardware not included
- > Can be used on RVs, trailers and trucks with enough clearance to store additional spare tyre.



**450-02020****COAST SPARE WHEEL CARRIER 6 STUD SILVER**

Coast to Coast very own Spare Wheel Carrier to suit popular 4, 5 and 6 stud wheels. Ideal for caravans, campers, horse floats and all trailers.

**Features**

- > Heavy duty galvanized spare wheel mount
- > Suits 4, 5, and 6 stud wheels
- > Comes ready for easy installation and simple use
- > Designed to fit 4 and 5 inch A frames.

**NUOVA MAPA ELECTRIC STEPS**

This series of innovative electrical steps are made from galvanised steel for durability & stability. The footrests are made with anodized aluminium (so they won't rust) & are spaced at a comfortable height for your convenience.

**450-02100****12V SINGLE ELECTRIC STEP**

Step Width: 575mm

Step Tread Depth: 210mm

Step Weight: 7.8kg

Step to Mounting Plate: 197mm

**450-02110****12V DOUBLE ELECTRIC STEP**

Step Width: 575mm,

Step Tread Depth: 210mm

Step Weight: 11.7kg

Bottom Step to Top Step: 200mm Top

Step to Mounting Plate: 197mm

Width from center hole to center hole on the mounting plate: 530mm

**450-02120****WIRING HARNESS WITH AUTO CLOSE ON IGNITION**

If you forget to close your step, on ignition of your vehicle, the step will close automatically.

**450-02130****STANDARD WIRING HARNESS WITH SWITCH**

A standard in/ out switch which can be installed near the entry to engage or disengage the step.

**450-02140****MANUAL SINGLE STEP**

Made with the same quality and precision as the electric steps, the Manual Single Step holds up to 200kg. It requires minimal effort to open or close as it is spring loaded.

Step Width: 560mm

Step Weight: 5.5kg

Step to Mounting Plate: 197mm

**450-02150****SPRINGS FOR MANUAL STEP**

Sold in pairs.

**450-02300****RV WRAP AROUND STEP RUG (GREY)**

Adjusts to fit almost any RV step. Just wrap it around your existing step & hook springs into the holes that fit your step. No screws, glues or tools needed! Helps to keep your RV clean.



## WHEEL SPATS

**450-01600**  
**VISCOUNT OLD TYPE WHITE WHEEL SPATS**  
 Single (sold per pair)



**450-01640**  
**VISCOUNT NEW TYPE LOW PROFILE WHITE WHEEL SPATS**  
 Single (sold per pair)



**450-01690**  
**JAYCO STARCRAFT SINGLE WHEEL SPAT**  
 White (sold singularly)



**450-01692**  
**JAYCO WESTPORT SINGLE WHEEL SPAT**  
 Metallic blue (sold singularly)



**450-01694**  
**JAYCO EARLY HERITAGE DOUBLE WHEEL SPAT**  
 White (sold singularly)



**450-01696**  
**JAYCO WESTPORT DOUBLE WHEEL SPAT**  
 Metallic blue



**450-01698**  
**JAYCO FREEDOM SINGLE WHEEL SPAT**  
 White (sold singularly)



**450-01699**  
**JAYCO LATE MODEL HERITAGE DOUBLE WHEEL SPAT**  
 White (sold singularly)



**450-02498**  
**JERRY CAN HOLDER**  
 Has a lockable chain.



**450-02500**  
**ADJUSTABLE JERRY CAN HOLDER**  
 Designed to fit many jerry can sizes & has an anti-theft adjustable locking bar.



**450-02510****WELD ON JERRY CAN HOLDER**

An economical solution to jerry can storage, this metal strap type holder is zinc plated to help minimise the occurrence of rust.

Dimensions: 370W x 180L x 295D (mm) Weight: 3kg

**450-03010****BRAKE MAGNET KIT**

Electric Brake Magnet Oval Type - comes in a box complete with springs, suits DEXTER 10" x 2.25" / Hayes 10" x 2.25" & 1.625" (after 1987 up to 1993)

**ELECTRIC DRUM BRAKES**

Electric drum brakes are an efficient & reliable braking system that provides smooth braking when used by a vehicle mounted with a brake controller.

**450-03030****ALKO 10" X 2-1/4" RIGHT HAND ELECTRIC DRUM BRAKE**

With park brake provision.

**450-03032****ALKO 10" X 2-1/4" LEFT HAND ELECTRIC DRUM BRAKE**

With park brake provision.



**ELECTRIC HUB DRUMS**

These hub drums are machined for slimline bearings. Note when replacing magnets, it is recommended that the inside face of the hub drum be re-machined or the magnet performance will be affected.

**450-03034****ALKO 10" X 2-1/4" FORD 5 STUD PATTERN ELECTRIC HUB DRUM**

Machined for slimline bearings.

**450-03036****ALKO 10" X 2-1/4" LANDCRUISER 6 STUD PATTERN ELECTRIC HUB DRUM**

Machined for slimline bearings.

**450-03065****ALKO BOXED 10" BRAKE SHOE KIT**

Used to support and move the braking lining material, this electric brake shoe kit consists of two primary and two secondary brake shoes conveniently packaged in a box.

**BEARING KITS**

Bearings comprise of two parts, the cup which is pressed into the hub & the cone, this is the part that contains the rollers of the bearing. Bearings should always be replaced in pairs.

**450-03069****ALKO PARALLEL BEARING KIT**

A Japanese caravan bearing kit, rated to 1600kg per pair. Always ensure that only quality studs and nuts are used, which are correct for the wheel selected. Comes in a skin pack.

**450-03070****ALKO SLIMLINE/FORD CARAVAN BEARING KIT (JAPANESE)****Slimline Components Include**

1x L68110 cup, 1x LM12710 cup, 1x L68149 & 1x LM12749 cone.

**450-03072****ALKO LM/HOLDEN TRAILER BEARING KIT (JAPANESE)****LM Components Include**

1x LM67010 cup, 1x LM11910 cup, 1x LM67048 cone, 1x LM11949 cone, 1x grease cap, 1x seal & 1x split pin



## ELECTRIC DRUMS

Brake drums are selected by the drum diameter, the wheel drilling pattern and in the case of hub drums, the machining profile and appropriate bearings. It is important to select the appropriate brake capacity and seek advice on the correct axle machining profile and bearing configuration to carry and stop the load on the wheel to which it is fitted.

**450-03084**

**ALKO 10" X 2-1/4" LANDCRUISER  
PARALLEL ELECTRICAL BRAKE DRUM**



**450-03086**

**ALKO 10" X 2-1/4" HOLDEN HT SLIMLINE  
ELECTRIC BRAKE DRUM**



**450-03088**

**ALKO 10" X 2-1/4" HOLDEN HQ LM  
SLIMLINE ELECTRIC BRAKE DRUM**



## ARK BEARING KITS

**450-03100**

**MARINE BEARING KIT TO SUIT HOLDEN  
TYPE BEARINGS**

4 Piece Blister Pack



**450-03102**

**MARINE BEARING KIT TO SUIT FORD  
TYPE BEARINGS**

4 Piece Blister Pack



**450-03110**

**TRAILER BEARING KIT TO SUIT HOLDEN  
TYPE BEARINGS**

5 Piece Blister Pack



**450-03112**

**TRAILER BEARING KIT TO SUIT FORD  
TYPE BEARINGS**

5 Piece Blister Pack



## BEARING SEALS

**450-03120**

**WATER PROOF BEARING SEAL TO SUIT  
HOLDEN TYPE BEARING**



**450-03122**

**WATER PROOF BEARING SEAL TO SUIT  
FORD TYPE BEARING**



**450-03124**  
**BEARING SEAL TO SUIT HOLDEN**  
**STANDARD BEARING**



**450-03126**  
**BEARING SEAL TO SUIT FORD**  
**STANDARD BEARING**



**BEARING CONES**

**450-03128**  
**BEARING TO SUIT HOLDEN 1-1/4" CONE**  
 For 39mm round or 40mm square axles.



**450-03130**  
**BEARING TO SUIT FORD (SLIM LINE)**  
**1-3/8" CONE**  
 For 45mm square axles.



**450-03132**  
**BEARING TO SUIT HOLDEN 3/4" CONE**  
 For 39mm round or 40mm square trailer axles.



**450-03134**  
**BEARING TO SUIT FORD (SLIM LINE)**  
**7/8" CONE**

For 45mm square trailer axles.



**450-03504**  
**TREG T BAR PIN AND LOCK**

- > Locks the trailer to the vehicle or locks the trailer when un-hitched.
- > Hardened 3/4" steel pin
- > Zinc plated for corrosion protection
- > Precision Zinc alloy screw pin lock with 1/4" pin and 2 keys.




**450-03506**  
**TOW BALL SPANNER**

- > Tow Ball Sizes 33mm
- > Adj. Ball Mount Bolts 24mm
- > WDH Head Bolts
- > WDH Chain Bracket Bolts
- > D Shackle Pins



**450-03520**  
**COUPLE - MATE REVERSING HITCH AID**

An easy to install device which makes hitching your caravan or trailer a breeze. The side arms 'guide' the trailer hitch towards the tow ball, thus preventing damage to the tow vehicle. Made from double dipped, zinc plated steel.





**450-03530****COUPLE-MATE TREG PIN LOCK**

Featuring a latch lock with a screw lock for added security, the treg pin lock is used to lock the trailer onto your tow vehicle, or simply lock the trailer when left unattended. It has a 3/4" diameter for use with treg couplings. Note that the lock mechanism needs lubricant periodically to ensure correct operation.

**450-04032****CAMCO CURVED BALL LEVEL**

A screw-mounted level, with graduated markings for accurate front-to-back or side-to-side levelling. Comes in a set of 2.

**450-04006****SCREW ON LEVEL**

Screw-mounted level provides front-to-back or side-to-side levelling. Comes in a set of 2.

**450-04100****EZYLEVEL CARAVAN LEVEL INDICATOR**

The Ezylevel is an electronic caravan/pop top levelling device that comprises of two components: a handheld receiver and a transmitter which requires permanent placement at a central spot inside your RV (usually inside the doorway or in the front boot). At the touch of a button, the Ezylevel will show you which side (front, back, left or right) needs to be raised, thus taking the guess work out of where to place your levelling ramps or whether or not to raise the jockey wheel. The receiver is easy to read thanks to the light indicators and it operates on x4 (two in the receiver and two in the transmitter) AA batteries, so there is no need to hardwire anything.

**450-04010****2-WAY PLASTIC TEE BUBBLE LEVEL**

Screw-mounted level, providing front to back or side to side levelling. Sold separately.

**450-04098****JAYCO MUD FLAP**

Sold singularly, these are a great way to minimise dirt splatter or simply to replace your Rvs current mud flaps. Dimensions: 300W x 405H (mm)

**450-04030****BULLSEYE MULTI-DIRECTIONAL LEVEL**

Round, dome-shaped level reads 360o at once.



## REICH ECO MOVE CONTROLS

Move your caravan or trailer with minimal effort - all at the touch of a button. Suitable for single & twin axle towable vehicles, the Reich Eco range does not affect suspension & can be fitted to either the front or back of the wheel. A roller is fitted to the Reich mover (which clamps onto the vehicles' chassis). When engaged, the roller turns the wheels & hence is capable of moving your caravan/ trailer in any direction you want it to go.

### Some advantages of owning a Reich Eco Mover include:

Softstart & Softstop electronics facilitate precise movement & offer greater control on any ground (millimetre by millimetre) as well as quick & easy hitching & de-hitching of your caravan.

Move your caravan around any corner & to any site effortlessly, by remote control. At the touch of a button, you can singlehandedly move your caravan in any direction.

All parts are zinc-plated & powder coated for complete corrosion resistance. The motors & gearboxes are located inboard, protected from water, dirt and kerbs. From a loose gravel pitch to a steep grassy slope, it enables your caravan to ascend gradients of up to 25% (for an Eco Single - based on a caravan weight of 1,200 kg) or 15% (for an Eco Twin - based on a caravan weight of 2,000 kg).



## 450-04540

### ECO MOVER - SINGLE

An 'off-road' style Move Control, with a rugged blue metal body. Suitable for single axle caravans/ trailers & comes with a 2year limited warranty.

**Current Consumption:** 15A - 60A (maximum)

**Drive:** Two 12V DC electric motors, driving friction rollers.

**Total Caravan Weight:** 2000kg (maximum)

**Speed:** 1km/ hr (approx)

**Weight:** 33kg



## 450-04810

### HEAVY DUTY BOLT ON JOCKEY WHEEL DOUBLE CLAMP

Heavy Duty Bolt on DOUBLE Clamp offers superior clamping force over other clamps available in the market. The Universal backing plate allows for easy fitment on 4", 5" or 6" chassis", no need for drilling or welding. Comes complete with bolts.



## ARK XO EXTREME OFF ROAD COUPLING

Quick-hitch off road coupling. Suits all 50mm tow balls that comply with Australian Standards AS4177.2 except 50mm tow balls with a flat flange. No more switching hitches!

### Choice of 2 ratings

- > 2 tonne for mechanical over-ride brake systems. Part No. 450-04900
- > 3.5 tonne for electric brake systems. Part No. ORXOF50 450-04902
- > Full off road articulation
- > No more switching hitches
- > Quick-hitch locking system
- > Fits 50mm tow balls that comply with Australian Standards AS4177.2 and don't have a flat flange
- > Complies to Australian standards AS4177.3
- > Strong fully cast steel parts

Whether you are looking to improve your off road capability, or just tired of constantly having to switch between an off road hitch and a standard ball hitch, then the Ark Extreme off road Coupling is for you!

### 450-04900

#### ARK XO EXTREME OFF ROAD COUPLING 2 TONNE



### 450-04902

#### ARK XO EXTREME OFF ROAD COUPLING 3.5 TONNE



## SHACKLES

"The current standard applying to shackles is AS 2741-2002, however this standard does not specifically cover the use of rated shackles in an application such as attaching a trailer to a tow bar. This standard covers the use of shackles for lifting purposes.

The Caravan Industry Association of Australia's recommendation is that a shackle meeting the requirements of AS 2741-2002 be used to secure rated safety chains up to 3500kg capacity.

### Suitable shackles have the following specifications:

- > Meet the requirements of AS 2741-2002
- > Shackle grade is "S" or "6"
- > Working load limit (WLL) is 1000kg
- > Shackle diameter is 10mm
- > Either "bow" or "dee" shackle design is suitable, although it is noted that the "bow" design provides greater angular displacement

A significant detail to understand is that the breaking load of a shackle is generally six times the working load limit."

Source: RVMAP Technical Alert - D-Shackle Confusion Resolved, 20.10.2014

### 450-05000

#### DEE SHACKLE GALVANISED - 8MM (5/16)

Not to be used with safety chains as this is a general purpose shackle.



### 450-05002

#### DEE SHACKLE GALVANISED - 8MM (5/16) RATED TO 0.75T



### 450-05010

#### DEE SHACKLE GALVANISED - 10MM (3/8)

With a working load rating of 320kg and a proof load rating of 640kg. Not to be used with safety chains as this is a general purpose shackle.



**450-05012**  
**DEE SHACKLE GALVANISED - 10MM**  
**(3/8"), RATED TO 1T**



**450-05020**  
**DEE SHACKLE GALVANISED**  
**- 12MM (3/8"), RATED TO 1T**

Dee Shackle Galvanised - 12mm with a working load rating of 520Kg and a proof load rating of 1040Kg. Not to be used with safety chains as this is a general purpose shackle.



**450-05022**  
**DEE SHACKLE GALVANISED**  
**- 11MM (7/16"), RATED TO 1.5T**



**450-05024**  
**DEE SHACKLE GALVANISED**  
**- 13MM (1/2"), RATED TO 2T**



### HAND BRAKE SPARES

**450-05050**  
**HAND BRAKE WIRE CABLE**  
 4mm x 10m length



**450-05060**  
**HAND BRAKE CABLE ADJUSTER**  
 (With Pulley)



**450-05070**  
**HAND BRAKE CABLE CLIPS**



**450-05080**  
**BRAKE CABLE PULLEY**



### ALKO COUPLINGS

**450-05100**  
**2000KG 2-HOLE SNAP ON COUPLING**  
**(PAINTED)**

A fixed coupling suited to fit either where there are no brakes on the trailer, or the braking system does not require activation from an overrun coupling.



**450-05110**  
**2000KG 2-HOLE SNAP ON COUPLING**  
**WITH BALL ADJUSTER**

Mounting Hole: 101.6L x 13.5W (mm) zinc plated surface, ball to first centre.  
 Hole: 77mm



**450-05120****3500KG ELECTRIC COUPLING WITH HAND BRAKE**

A zinc plated coupling that is simple to attach to the tow ball.

Mounting Hole: 182.5L x 55W (mm)

Diameter: 13.5mm

**450-05147****ALKO AKS HIGH RISE 50MM TOW BALL**

AKS anti-rotation 50mm high rise tow ball (black)

**450-05130****2000KG MECHANICAL OVERRIDE COUPLING (NO PLATE)**

A zinc plated coupling that is suited to 50mm ball types.

Mounting Hole: 184L x 54W x 13.5 Diameter (mm)

Ball to first centre hole: 137mm

**450-05150****HYDRAULIC CONVERSION WITH 3/4" MASTER CYLINDER**

Converts mechanical couplings to hydraulic couplings (a more reliable braking system), suited for vehicles with a hydraulic drum/brake set up, zinc plated.

**450-05140****BRAKE PLATE FOR MECHANICAL OVERRIDE COUPLING**

Has a painted surface.


Mounting Hole: 184L x 54W x 13.5 Diameter (mm)

**ALKO CORNER STEADIES**

Corner steadies are not designed to be used as a jack or as the method of lifting the trailer off the ground. They are designed to stabilize the trailer or caravan when stationary.

**450-05300****500MM CORNER STEADY**


Has a front hex drive & is zinc plated.

**450-05146****ALKO AKS TOW BALL RETENTION PLATE**

AKS anti-rotation 50mm tow ball plate for lug type tow bar 75mm wide.


**450-05302****500MM CORNER HEX DRIVE**

(Bolt On)




**450-05310**  
**600MM CORNER STEADY**

Has a front hex drive & is zinc plated.




**450-05320**  
**700MM CORNER STEADY**

Has a front hex drive & is zinc plated.




**450-05322**  
**700MM CORNER HEX DRIVE**

(Bolt On)




**450-05350**  
**500MM CORNER STEADY**

With wheel, has a front hex drive & is zinc plated.



**450-05360**  
**600MM CORNER STEADY**

With wheel, has a front hex drive & is zinc plated.



**450-05410**  
**ALKO CORNER STEADY 510MM**

Has a hex drive, comes complete with a bigfoot making it ideal for softer ground and is zinc plated. (370mm closed)



**450-05400**  
**590MM DROP DOWN CORNER STEADY**

Has a hex drive, comes complete with a bigfoot making it ideal for softer ground & is zinc plated. 450mm closed



**450-05450**  
**740MM DROP DOWN CORNER STEADY**

Has a hex drive, comes complete with a bigfoot making it ideal for softer ground & is zinc plated. 530mm closed



**450-05460**  
**REPLACEMENT HANDLE TO SUIT ALKO CORNER STEADIES**



**NYLON BUSHES FOR SPRINGS**

**450-05500**  
**ALKO SPRING NYLON BUSH**  
 - 1/2" X 7/8" X 45MM



**450-05510**  
**ALKO SPRING NYLON BUSH**  
 - 9/16" X 7/8" X 45MM



**450-05530**  
**ALKO SPRING NYLON BUSH**  
 - 9/16" X 3/4" X 45MM



**450-05540**  
**ALKO SPRING NYLON BUSH**  
 - 5/8" X 7/6" X 60MM



### SHACKLE PINS & NUTS

**450-05630**  
**ALKO SHACKLE PIN - 9/16" X 3-1/2"**  
 Comes with Nyloc Nut (Non Grease-able)



**450-05640**  
**ALKO SHACKLE PIN - 9/16" X 3-1/2"**  
 Long (Grease-able)



**450-05660**  
**ALKO SHACKLE PIN - 5/8" X 3-1/4"**  
 Long (Non Grease-able)



**450-05730**  
**ALKO SHACKLE PIN NYLOC NUT 5/8" UNF**

(Unified National Fine is a thread form with a 60 degree flank angle rounded roots and flat crests)

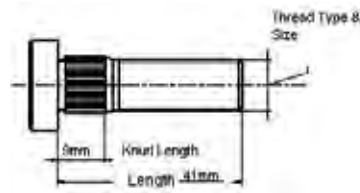


**450-05740**  
**ALKO SHACKLE PIN NYLOC NUT 9/16" UNF**


(Unified National Fine is a thread form with a 60 degree flank angle rounded roots and flat crests)



**450-05800**  
**ALKO WHEEL STUD KNURLED 1/2" UNF X 41MM**



**450-05850**  
**ALKO WHEEL NUT 1/2" UNF**  
 (Nut Angle 60 Degrees) - 20.5mm diameter



**TOWSAFE TOW BALL WEIGHT SCALES****450-05990****TOWSAFE TOW BALL WEIGHT SCALE**

Avoid unnecessary fines or even worse-accidents-by knowing your tow ball weight before you head out on a trip. Why do you need to know your tow ball weight? To put it simply, it is unsafe. Too much weight on your tow ball can cause excessive trailer sway, diminished handling and decreased braking ability. Not to mention it can be costly. The laws vary between states but on-the-spot fines can be issued if you exceed your RVs and your vehicles' tow ball weights. The TowSAFE Scale is compact and easy to store. It is made from heavy-duty metal but is gentle on your RV's coupling thanks to a soft rubber head. The gauge is easy to read and will handle up to 350kg. It has also been tested to Australian Standards (AS/NZS ISO10012:2004) so you know you're getting a quality product.

**450-05996****TOW LOAD INDICATOR**

An easy to read, integrated scale that allows you to pack your caravan or trailer and check the weight as you go. Made in Australia, the Tow Load Indicator simply screws onto your existing hitch, allowing you to check that you're staying within safe towing regulation. Comes with a 10 year manufacturer's warranty.

**Gauge Display:** 50 - 400kg





A leading supplier to the RV market, offering a comprehensive range of remote caravan movers and one of the largest and most varied caravan security and safety product ranges in Australia. As a design-led company, Purple Line specialises in manufacturing innovative and affordable product solutions based on the needs of the market.

**450-06002**

**KOJACK 4T JACK KIT (NEW)  
HIGHER EXTENSION**

The ideal caravan jack that is able to lift a huge 4tons almost effortlessly. Its 3-piece jack handle ensures a smooth hydraulic action. The Kojack mounts under the caravan chassis, so there's no need to dismantle jockey wheels, and its compatible with both ball and block fittings to match most Australian caravans such as Goldstream, Elite and Jayco. Each kit includes: x1 4ton hydraulic Kojack, x1 ball fitting, x1 block fitting, x1 100mm extension, x1 Allen key, x1 3-piece jack handle, x1 fitted carry case and attachment collars.

**Weight:** 12kg

**Lift Range:** 220mm (more if extension pieces are used)



**450-06010**

**KOJACK BASEPLATE**

Kojack® Baseplate adds stability: If you have a Purple Line® Kojack® 4 tonne caravan jack and want to make it even more stable and secure, the new Kojack® Baseplate is the answer. Ideal for soft ground, gravel or sand, Baseplate gives you a footprint three times the size of the Kojack® itself, which means three times the stability and a third of the downward pressure. It clips onto the Kojack® easily and securely and can also double as a secure footing for your jockey wheel.

**Features**

- > Can be used under jockey wheels to keep them in place and stop them from sinking
- > Spring loaded latch keeps the jack in place
- > Solid metal construction
- > The ideal upgrade for kojack jack
- > Suitable for most terrain including: sand, mud, grass, bitumen and gravel
- > Australian designed and developed
- > 2 Year warranty



**450-06032****PURPLELINE TORPEDO HITCH PIN LOCK**

Add extra security to your vehicle

- > Towing rating 3500kg
- > Resistant to cutting, drilling & gas freezing
- > Suits class 4 receiver up to 75mm
- > Compliant with Australian Standards: 4177.1-2004

**450-06040****SOCKET EXTENSION**

An extender socket great for use on corner steady legs and the Kojack Leveller (to stabilise, raise or lower an RV). It can also be used to tighten or loosen other bolts and nuts provided they are 19mm in size. Made from high tensile steel and designed for use with a torque sensitive rechargeable drill.

**450-06050****SOCKET EXTENSION WITH UNIVERSAL JOINT**

Similar to the Socket Extension (above) except that it has a universal joint to facilitate tight spots. It can also be used to tighten or loosen bolts and nuts of 19mm, and is also made from high tensile steel.

**450-06064****NEMESIS WHEEL CLAMP**

The Nemesis wheel lock is made from specially hardened high tensile steel which is resistant to cutting and drilling and incorporates an exclusive high security 9-lever barrel lock, resistant to picking drilling and gas freezing.

The lock is made by Lowe and Fletcher (UK). It is supplied with a handy carry bag to store the unit when not in use. Built with composite metals, resistant to cutting, drilling and gas freezing. Incorporating a seven-pin anti-pick and anti-drill locking bolt with a tubular anti-copy key. Strong, secure and tough, it remains quick and easy to fit.

Suitable for steel and alloy wheels. New Model, 'one size fits all' - suitable for on and off road wheels up 17" and tyres up to 275mm cross-section. Now comes with three keys. The Nemesis wheel lock is the perfect highly visible deterrent.

**Ideal for**

- > Cars
- > Large Off-Road Tyres
- > Some light commercial vehicles (check wheel /Tyre combinations)
- > Motorhomes
- > Caravans
- > Camper Trailers
- > Boat trailers
- > Horse floats
- > General trailers
- > The Purpleline Nemesis comes with a 2 year warranty.



**450-06072****PURPLELINE ANTI THEFT PACK**

Complete Security Kit keeps you safe: Purple Line® has made it a whole lot easier to guard your caravan against thieves with its new Complete Security Kit, which combines the tough Samurai wheel clamp and Saracen® hitch lock in one compact, easy-to-use kit. Keyed alike for maximum convenience, both units have Purple Line's tough, 7-pin locking mechanism, as also used in the big Nemesis® wheel clamp and the hitched-and-unhitched Saracen® Ultra hitch lock. All in a convenient carry bag and backed by a 2 year warranty.

**Features****Samurai Wheel Clamp**

- > Simple to use, compact and quick fit
- > Fits tyre widths 145 to 275mm
- > Suitable for both on and off road wheels
- > 2 Year warranty

**Saracen Hitch Lock**

- > High security hitch lock
- > Quick and easy to fit
- > Resistant to cutting, picking, drilling and gas freezing
- > Made from high strength composite materials
- > 2 Year warranty

**450-06081****SARACEN AUSTRALIAN HITCH LOCK**

Made from especially hardened, high tensile steel, the Saracen is a high security hitch lock that is resistant to cutting and drilling. It is a quick and easy to fit solution to prevent your RV from being towed away. Featuring a Lowe and Fletcher lock, which is also resistant to picking and freezing, the Saracen comes with two keys and is suitable for use on most Australian caravan coupling hitches. Comes with a one year manufacturer's warranty.

Compatible with the following hitches: Alko, Trigg Boss, Meher, Trojan and some other standard Australian hitches.

**450-06084****SARACEN HITCH LOCK WITH SHINGUARD**

Similar to the Saracen (450-06081) this version of the Saracen has a glow in the dark rubber shinguard. No more bumps or bruises around your coupling in the middle of the night.

**450-06085****GULLWING EURO HITCH LOCK**

Designed to fit Alko stabilizer hitches AKS2004 and AKS3004, found predominantly on European RVs such as Bailey, Swift and Adria. It is highly secure, easy to fit and takes a couple of minutes to install. The Gullwing can be fitted to a van whether it is hitched or not.

**450-06086****SARACEN ULTRA HITCH LOCK**

The Saracen Ultra hitch lock suits Australian standard 50mm ball hitches and fits both when HITCHED and UNHITCHED.

Saracen Ultra suits any trailer with a standard 50mm ball hitch - boat and work trailers, caravans and camper trailers, horse floats, box trailers, car and motorcycle trailers - any trailer at all.

**Features**

- > Made from specially hardened high strength steel
- > Resistant to cutting and drilling
- > Incorporates a high-security, 7-pin barrel lock, resistant to picking, drilling and gas freezing.
- > Suits Australian standard 50mm ball hitches
- > Fits both when HITCHED and UNHITCHED.



**450-06087****SARACEN OFF ROAD HITCH LOCK**

Today's tough Aussie off-road vans are increasingly fitted with the Vehicle Components Hitchmaster® D035 articulated hitch, and now Purple Line® has developed a tough new hitch lock to protect it. The new Saracen® Off-Road hitch lock provides the same combination of toughness and easy fitting for the D035 as the standard Saracen® models do for standard 50mm ball hitches. As with all Purple Line® anti-theft products, it features tough metal construction, engineered to give maximum protection for Aussie caravanners. It comes with Purple Line's tough, 7-pin locking mechanism, and is fitted simply by placing the backing plate in position, clamping over the cover and locking the stout locking pin. Backed by a 2 year warranty, it is as tough as the tough Aussie vans it protects - and it makes life even tougher for would-be thieves.

**It has all the proven Saracen features including**

- > High strength steel construction
- > Anti-pick seven-pin cylinder lock
- > Anti-copy tubular key
- > Suits V1 & V2 D035

**450-06090****AEROPLUS CARAVAN WIND DEFLECTOR**


Proven to reduce drag, the AeroPlus improves towing stability by directing airflow over your RV. This in turn, helps to minimize wear and tear to your tow vehicle whether it be mechanical or your tyres. It is made from ABS plastic and fits most 4WDs, SUVs and station wagons. The AeroPlus is easily fitted onto an existing horizontal roof rail by means of two clamps which are tightened by hand. As you drive, it directs the air over the top of your RV and thus reduces drag and improves fuel economy. It is suitable for use on most roof rails such as Rola, Rhino and Thule (providing that the rail is not wider than 80mm). Comes with angled spacers to increase the angle of the AeroPlus and a two year manufacturer's warranty.

**Weight:** 7kg (including packaging and fittings)

3.5kg (ABS plastic tail only)

**Dimensions:** 135W x 20H (cm)

Note: The AeroPlus has been wind tunnel tested up to a speed of 60mph (96kmph). It is therefore advised that if travelling whilst the AeroPlus is fitted, 96kmph is not exceeded. Drivers should always adhere to the road rules of the state they are travelling in.

**450-06400****MILENCO INTERNAL UNIVERSAL SILVER THERMAL CAB BLIND**

This one-size-fits-all blind features high quality, black sucker pads with their own handles to stop any distracting light through for you to get a good night sleep! For optimum performance in winter conditions, warm up demister before removing.

**450-08002****MILENCO QUATTRO LEVEL PAIR (160MM MAX LIFT)**

Sold in pairs complete with carry case.

Europe's best-selling large Level lifts to 160mm and incorporates a lattice, high-grip upper tread surface. It pockets the wheel at every height and features a solid base to stop sinking on soft terrain. The high grip leading edge prevents slippage when approaching and avoids the need for gripper plates.

**Dimensions:** 20cm H x 24.5cm W x 81cm L

**Height of Each Step:** 4cm/8cm/12cm/18cm

**Weight:** 3.8kg Per Level

**Capacity:** 1500kg Per Wheel = 6000kg Motorhome or 3000kg Caravan



**450-08006****MILENCO MGI WEDGE LEVELS (TWIN PACK)**

A conventional wedge-shaped Level with 50% Base and 50% Top surface area featuring a lightweight, strong construction. The high grip leading edge removes the need for gripper plates. Compatible with MGI Milenco Wedge Level Chock.

**Dimensions (approx):** 11cm H x 18cm W x 46cm L

**Height of Each Step:** 4cm/8cm/12cm/18cm

**Weight:** 1kg Per Level

**Capacity:** 1000kg Per Wheel = 4000kg Motorhome or 2000kg Caravan

**450-08008****MILENCO MGI WEDGE LEVEL CHOCK**

An extra wide chock with side handles to reduce the risk of hand trap. Compatible with MGI Milenco Wedge Levels. Available singularly.

**450-08010****MILENCO MGI WEDGE LEVEL WITH CHOCK**

A pack consisting of 1x MGI Wedge Level (450-08006) and 1x MGI Chock (450-08008).

**450-08020****MILENCO STACKA TYRE SAVER (TWIN PACK)**

These heavy duty tyre savers feature a durable design and a solid base to prevent sinking on soft terrain. Suitable for twin axle, single axle, and tag axle.

**Capacity:** 1500kg Per Wheel = 6000kg Motorhome or 3000kg Caravan

**450-08022****MILENCO GIANT LATTICE TREAD GRIP MAT (TWIN PACK)**

This heavy-duty, extra large set of Grip Mats is designed to provide excellent performance in wet conditions. The Lattice design allows them to be linked together without being tied.

**Dimensions Per Mat:** 106cm L x 33cm W



## STONE SHIELDS



Protect your RV, and prolong the life of its paintwork, by installing a Stone Shield. Supplied as a flat pack, it is quick and easy to install of the A-frame of your caravan or camper trailer. Made from tough rip stop mesh (resistant to rips or tears), the Stone Shield stops stones (and other hard debris) from chipping, or potentially even denting your RVs paintwork. Comes with two extra-large rubber mud flaps to protect the undercarriage of your caravan or camper trailer.

**450-06500**  
**CARAVAN STONE SHIELD**  
 2310mm x 500mm  
 Net Weight: 16.0kg




**450-06520**  
**CAMPER TRAILER STONE SHIELD**  
 1800mm x 500mm  
 Net Weight: 14.8kg



**450-06510**  
**CAMPER VAN STONE SHIELD**  
 2150mm x 500mm  
 Net Weight: 15.7kg



**450-06613**  
STONE SHIELD RUBBER MUD FLAPS X2  
#9 T/S TRAILER



**450-06609**  
STONE SHIELD RIP STOP MESH #10 T/S  
CARAVAN



**450-06608**  
STONE SHIELD RUBBER MUD FLAPS X2  
#9 T/S BOTH CARAVAN & CAMPER



**500-99994**  
RETRO REFLECTOR



**450-06614**  
STONE SHIELD RIP STOP MESH #10 T/S  
TRAILER



**450-06611**  
STONE SHIELD RIP STOP MESH #10 T/S  
CAMPER



---

---

---

---

---

---

---

---

---

---

---

---

---

---

---

---

---

---

---

---

---

---

---

---

---

---

---

---

---


---



Horizontal lines for writing notes.



# SECTION 4



## **ELECTRICAL EQUIPMENT**

(Product Group - 500)

Fans and Smoke Alarms	170
Battery Supplies	171 - 175
Power Inlets and Outlets	187 - 190
Power Points & Switches	188 - 192
Electrical Leads	192 - 193
CMS Equipment	193 - 195
15amp-10amp Adaptors	195 - 196
NARVA Accessory Sockets	196 - 197
Solar Panels	198 - 199
Tyre Inflators (Air Compressors)	200
Trailer Plugs and Sockets	200 - 203
Cable Ties	203
Caframo Fans	204 - 205
Briggs and Stratton Generators	206 - 208
Pressure Cleaners	208 - 209

## **LIGHTING EQUIPMENT**

(Product Group - 500)

Lights and Lenses	175 - 177
Truck and Trailer Lighting	177 - 181
Led Bulbs	182 - 183
Reflectors	183 - 184
Sphere™ Wireless Lighting	185 - 186

## **GAS EQUIPMENT**

(Product Group - 550)

Gas Regulators and Hoses	210 - 213
Gas Unions, Nuts and Valves	213 - 216
Gas Cylinders and Cradles	216
Gas Detector	216

**500-00060****FANTASTIC ENDLESS BREEZE FAN**

Great for use in your horse trailer or RV, the Endless Breeze fan provides instant airflow when needed. Its fan has 3 speed settings allowing you to set the airflow at a comfortable rate while operating quietly. Operates on 12V only (comes with the plug & cord) & has a 12" 10-blade fan.

**Dimensions:** 362H x 343W x 92D (mm)

**Weight:** 2.27kg

**500-00200****SAFETY HUSH SMOKE ALARM**

Ideal for fast flaming fires, the Hush Smoke Alarm is easy to install with no wiring necessary. It has a feature that enables the alarm to be switched off for 10 minutes in case of false alarms. It also has an ionisation sensing chamber which automatically resets once the smoke is cleared. This smoke alarm comes with a 9V battery which lasts approximately nine months. A warning signal will sound when the battery is running low.

**500-00082****FAN AND LIGHT COMBO (WHITE)**

Suitable for use in Jayco Campers and Expandas, this reading light has a 2-speed fan. It has a 1/4" (6.4mm) jack which allows it to fit into an existing 12V internal light (such as 500-05004, 500-05005, 500-05006 and 500-05007). There are also two plastic U-brackets on the rear/top that will clip onto to a 3/4" - 1" (19.1mm - 25.4mm) camper support pole. Alternatively, it can be hung using the single U-bracket at the back to hang it vertically. Made in the USA to Australian and NZ standards, it also features a curly cord that extends up to 8ft (2.4mt) and comes with a globe\*.

*\* You can replace this globe with a Coast LED, either 500-05758 or 500-05760 will fit.*

**Specifications**

**Power:** 12VDC, 1.3A (max)

**Dimensions:** 250L x 145W (mm)



### 500-00730 SETEC DRIFTER

The Setec Drifter is an LCD display unit with the capacity to monitor up to four water tanks and a 12V battery. This means that you'll know when you're running low on fresh water or when your waste tank needs to be emptied (if you choose this as an option to monitor), all whilst observing your battery's status (current going in and out). It is compatible with any 12V lead acid battery, including VRLA, AGM, Gel and even the traditional non-sealed batteries.

The Drifter allows you to control your battery and water pump via a switch on the LCD display. It features all the handy gadgets like a clock and ambient temperature display. If that wasn't enough, it can be used as a nightlight and even has a built in USB charger for low powered devices such as iPods, mobile phones and MP3 players.

#### Specifications

**DC Power Input:** 8-15V DC, 0.7-0.35A

**USB Output:** 5V DC at 0.9A C-Tick Approved

**Complies with IEC 61010-1, ED: 2001, CISPR 11:2009**


**Dimensions:** 149L x 85H x 22W (mm)

**Weight:** 0.21kg



### 500-00749 SETEC DRIFTER WATER SENSOR TANK SET

The Setec Drifter, part number 500-00730 (above) comes with wiring for up to two tanks. You could choose to utilize this to monitor two water tanks or, one water tank and one waste tank. Should you want to monitor extra tanks, a Water Sensor Tank Set must be purchased (one set per tank).



### 500-00760 RITAR 12V 100AH AGM DEEP CYCLE BATTERY

An AGM deep cycle battery with up to 40% more life than general models. Applications for use include: Leisure (Caravan, Motor-camping), Marine (Boat, Yacht) and PV (Solar, Wind Power).

#### Specifications

**Voltage (V):** 12

**Capacity (Ah):** 20h - 100 2h - 83 1h - 65

**Dimensions (mm):** 328L x 172W x 222H

**Weight (kg):** 32

**Max Discharge Current (A):** 500

**Max Charge Current (A):** 30



### 500-00762 RITAR 12V 120AH AGM DEEP CYCLE BATTERY

Perfect for outdoor applications, the Ritar battery will get your gadgets powered when you need it most. No charging required prior to first use. It is designed for frequent cyclic discharge usage making it great for solar energy systems, golf carts etc. The container is made from ABS plastic.

#### Specifications

**Dimensions (mm):** 328L x 172W x 222H

**Weight:** 32Kg

**Max Discharge Current:** 1200A (5sec)

**Max Charge Current:** 36A



## LION DEEP CYCLE BATTERIES

The Lion AGM (Absorbed Glass Mat) range of batteries feature a fully sealed design with active electrolytes held between plates in an absorbed state. This gives the battery enhanced discharge and recharge efficiency, high resistance against vibrations and leaks, non-gassing benefits for safety and flexible installation. Ideal for Dual Purpose starting and Deep Cycle requirements in 4WD, caravanning, camping and boating. Comes with a 12month manufacturer's warranty.

**500-00790**

**LION 12V 100AH AGM DEEP CYCLE BATTERY**

**Dimensions:** 305L x 168W x 208H (mm)

**Weight:** 28.4kg

**Amp Hour:** 100 (at 20hr rate)



**500-00792**

**LION 12V 120AH AGM DEEP CYCLE BATTERY**

**Dimensions:** 329L x 173W x 209H (mm)

**Weight:** 32.8kg

**Amp Hour:** 120 (at 20hr rate)

**CCA:** 575 (at -180C)



## SPHERE AGM BATTERIES

Sphere 12V Valve Regulated AGM Rechargeable Batteries are available in two models to suit most needs. Ideal for use in caravanning and camping, the AGM design offers improved discharge and recharge efficiencies. They require less maintenance, are spill proof and are safer for you and the environment compared to conventional alternatives.

**500-00820**

**SPHERE 12V 100AH VALVE REGULATED AGM RECHARGEABLE BATTERY**

**Internal resistance:** Fully Charged at 25°C: 4.9 Ohm

**Max. Discharge Current:** 1200A(5s)

**Operating Temperature**

**Discharge:** -15 ~50°C

**Charge:** 0 ~40°C

**Storage:** -15 ~40°C

**Charge Method (25°C)**

**Max. Charge current:** 40

**Cycle use:** 14.4-15.0v(-30mv/ °c)

**Float use:** 13.5-13.8v(-20mv/ °c)

**Self Discharge:** 3% of capacity declined per month at 20°C

**Dimensions:** 307L x 168W x 214H (mm)



**500-00822**

**SPHERE 12V 120AH VALVE REGULATED AGM RECHARGEABLE BATTERY**

**Internal resistance:** Fully Charged at 25°C: 4.9 Ohm

**Max. Discharge Current:** 1200A(5s)

**Operating Temperature**

**Discharge:** -15 ~50°C

**Charge:** 0 ~40°C

**Storage:** -15 ~40°C

**Charge Method (25°C)**

**Max. Charge current:** 40

**Cycle use:** 14.4-15.0v(-30mv/ °c)

**Float use:** 13.5-13.8v(-20mv/ °c)

**Self Discharge:** 3% of capacity declined per month at 20°C

**Dimensions:** 330L x 171W x 219H (mm)



## CAMCO BATTERY BOX

### 500-02032

#### CAMCO BATTERY BOX - SMALL

Camco RV Standard Battery Box is a black, lightweight, heavy-duty corrosion-resistant polypropylene box which is designed to secure and protect batteries. It includes a lift-off lid, durable woven hold-down strap, foot clamps and stainless steel screws.

- > Includes lift-off lid, durable woven hold-down strap, foot clamps and stainless steel screws
- > Lightweight, heavy-duty corrosion-resistant polypropylene box
- > It has internal dimensions of 273L x 184D x 200H (mm) with 50mm additional head room for battery terminals.



### 500-02036

#### CAMCO REPLACEMENT BATTERY BOX STRAP & HARDWARE

Camco's Replacement Strap for Battery Box measures 990mm long x 38mm wide. It is made of woven polypropylene and includes the hardware to attach it to the battery box.

- > 990mm long x 38mm wide
- > Includes hardware to attach to battery box
- > Made of woven polypropylene
- > Heavy-duty and durable
- > Easy to install



### 500-02038

#### CAMCO STANDARD BATTERY TRAY - PLASTIC

It is heavy-duty acid-resistant plastic with stainless steel hardware

- > Heavy-duty acid-resistant plastic
- > Stainless steel hardware



### 500-02034

#### CAMCO BATTERY BOX - LARGE

Camco RV Large Battery Box is a black, lightweight, heavy-duty corrosion-resistant polypropylene box which is designed to secure and protect batteries. It includes a lift-off lid, durable woven hold-down strap, foot clamps and stainless steel screws.

- > Includes lift-off lid, durable woven hold-down strap, foot clamps and stainless steel screws
- > Lightweight, heavy-duty corrosion-resistant polypropylene box
- > It has internal dimensions of 336L x 184D x 219H (mm) with 50mm additional head room for battery terminals.



### 500-02040

#### CAMCO LARGE BATTERY TRAY - PLASTIC

It is heavy-duty acid-resistant plastic with stainless steel hardware.

- > Heavy-duty acid-resistant plastic
- > Stainless steel hardware



## ANBI SWITCH BATTERY ISOLATOR



The ANBI Battery Switch eliminates drainage of stored power by isolating the battery from power-hungry components like clocks, and general energy leakage. Installation is quick and easy and can be completed in less than 15 minutes.

Even when your ignition key is off, there are still components that draw current and continue to drain your battery. That's why it's common to find it flat when you go to start a vehicle, like a caravan, classic car, or ride-on mower after it's sitting for an extended period of time. This is both inconvenient and costly as a completely flat dead battery can often become damaged if left uncharged for an extended period.

ANBI also provides a theft deterrent by virtually immobilising the vehicle when activated. This can result in significant savings on insurance premiums. Make sure your steed is ready to go when you are, install an ANBI Battery Switch today!

### 500-02120

#### ANBI SWITCH - BATTERY ISOLATOR

The ANBI Switch is a simple, high quality, robust solution to help you avoid flat batteries.

- > 5 Year Warranty
- > Simple installation
- > Suitable for wide range of applications
- > Proven anti-corrosive. Exceeds international standards for salt and sea spray.
- > Accelerated life tested for proven durability
- > Designed and manufactured in Australia



### 500-02122

#### ANBI SWITCH - CONVERSION KIT

Allows the ANBI Switch to be easily fitted to a variety of battery types and applications.



### 500-02124

#### ANBI SWITCH - EXTENSION KIT

Allows the user to fit the ANBI Switch more remotely, out of sight if needed or to avoid a tight space.





**500-02126****ANBI SWITCH - RETAIL DISPLAY PACK (SPECIAL ORDER ONLY)**

This silent sales person allows your customers to trial the ANBI Switch instore. Featuring a light-up LED that shows when the switch is in the ON position, the ANBI Switch Retail Display Unit has proven irresistible in the retail environment. A must for all stockists.

**Contains**

- > 1 x Display
- > 12x ANBI Switch Retail Units
- > 6 x Conversion Retail Units
- > 6 x Extension Lead Retail Units
- > 50 x Leaflets
- > 2 x A3 Posters
- > 1 x Shelf Wobbler

(BATTERY NOT INCLUDED)

**500-01036****LED ANNEX LIGHT**


Has a white base that mounts onto your RV wall (comes with screws for installation). Also has a clear lens. Note: This is an interior LED light. It can be used on the exterior provided it is sealed.

**500-01050****COAST LIGHT WITH GRAB HANDLE**

Comes in white to compliment your RV's exterior. Made from UV stabilised plastic, it is lightweight & is supplied with a 10W globe.

**500-01014****BARGMAN LIGHT REPLACEMENT LENS ONLY****500-01051****LENS FOR COAST LIGHT WITH GRAB HANDLE****500-01030****BARGMAN PORCH LIGHT WITH SWITCH**

Porch light c/w switch white base - clear lens 12V

**500-01057****GRAB HANDLE WITH LED**

Featuring a simple and modern design, the latest Coast Grab Handle sheds light around your RV entry area. Turn it on or off (as required) using the trigger switch found on the underside of the handle. Comes with a five year manufacturer's warranty.

Dimensions: 175H x 149W x 50D (mm)

Voltage: 10 - 36V

Material: Polycarbonate

**500-01033****LENS ONLY TO SUIT CURRENT PORCH LIGHT (CLEAR)**

## COAST LED ASSIST HANDLES

Available in 3 colours - Black, White and Chrome, Coast to Coast LED Assist Handles offer practical convenience, stylish modern design and the following great features:

- > LED mode touch switch conveniently located behind the handle
- > IP65 water resistance, built for outdoor use
- > Natural white LED illumination
- > Blue LED courtesy light

### Specifications

Voltage: 12V

White Power Draw: 2W

Blue Power Draw: 0.8W

Light Operation: White - Blue - Off

IP Rating: IP65

Carton Quantity: 23

### 500-01062

**ASSIST HANDLE W/ 12V LED LIGHT  
BLACK ABS**



### 500-01064

**ASSIST HANDLE W/ 12V LED LIGHT  
WHITE ABS**



### 500-01066

**ASSIST HANDLE W/ 12V LED LIGHT  
CHROME ABS**



## COAST LED AWNING LIGHTS

Great for lighting up your awning area, the Coast LED Awning Lights are waterproof, and easily installed onto your RV by means of two screws. Featuring a pure white light, it runs on 12V DC and is available in two sizes.

### 500-01250

**COAST LED AWNING LIGHT PURE WHITE  
(20CM)**

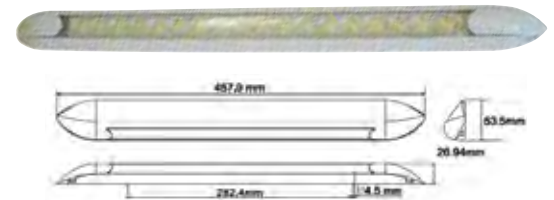
Contains 9 LEDs



### 500-01252

**COAST LED AWNING LIGHT PURE WHITE  
(40CM)**

Contains 18 LEDs



## LED OVAL LIGHTS

### 500-01260

**COAST LED OVAL LIGHT 12V WITH JACK**



### 500-01262

**COAST LED OVAL LIGHT 12V**



### 500-01264

**COAST LED OVAL LIGHT 12V DUAL**



**500-01266**  
**COAST LED OVAL LIGHT 12V DUAL**  
**WITH JACK**



**500-05002**  
**WHITE DUAL INTERIOR DOME LIGHT**  
**WITH ON/ OFF ROCKER SWITCH**  
 Dimensions (mm): 280W x 109H x 50D



## OYSTER LENSES

**500-01350**  
**OYSTER LENS ONLY SHALLOW GLASS 8"**  
**(200MM)**



**500-05010**  
**LENS TO SUIT INTERIOR DOME LIGHTS**  
**(BOTH DUAL AND SINGLE INTERIOR**  
**LIGHTS)**



**500-01352**  
**OYSTER LENS ONLY DEEP GLASS 8"**  
**(200MM)**



## NARVA L.E.D LIGHTS

**500-05020**  
**LED SIDE MARKER LAMP RED/AMBER**  
**LED CHROME BASE**  
 Dimensions (mm): 74 x 38



**500-01360**  
**OYSTER LENS ONLY DEEP 10" (250MM)**



## 12V INTERNAL LIGHTS

**500-05000**  
**WHITE INTERIOR DOME LIGHT WITH ON/**  
**OFF ROCKER SWITCH**  
 Dimensions (mm): 190W x 109H x 50D



**500-05022**  
**LED SIDE MARKER LAMP RED/AMBER**  
**WITH WHITE BASE**  
 Dimensions (mm): 74 x 38



**500-05001**  
**SILVER INTERIOR DOME LIGHT WITH ON/**  
**OFF ROCKER SWITCH**



**500-05024**  
**LED FRONT END OUTLINE MARKER LAMP**  
**WHITE WITH CHROME BASE**

Dimensions (mm): 74 x 38



**500-05026**  
**LED FRONT END OUTLINE MARKER LAMP**  
**WHITE WITH WHITE BASE**

Dimensions (mm): 74 x 38



**500-05028**  
**LED FRONT END OUTLINE MARKER**  
**OR EXTERNAL CABIN LAMP AMBER**  
**WITH CHROME BASE**

Dimensions (mm): 74 x 38



**500-05030**  
**LED FRONT END OUTLINE MARKER OR**  
**EXTERNAL CABIN LAMP AMBER**  
**WITH WHITE BASE**

Dimensions (mm): 74 x 38



**500-05032**  
**LED REAR END OUTLINE MARKER LAMP**  
**RED WITH CHROME BASE**

0.5m of cable is provided. 9 - 33V

Dimensions (mm): 74 x 38



**500-05034**  
**LED REAR END OUTLINE MARKER LAMP**  
**RED WITH WHITE BASE**

Dimensions (mm): 74 x 38



**500-05036**  
**LED SIDE DIRECTION INDICATOR LAMP**  
**AMBER WITH CHROME BASE**

0.5m of cable is provided. 9 - 33V

Dimensions (mm): 74 x 38



**500-05040**  
**LED LICENCE PLATE LAMP BLACK**  
**HOUSING**

Dimensions (mm): 95 x 60



**500-05042**  
**LENS TO SUIT SIDE MARKER LAMP**

Dimensions (mm): 114 x 58



**500-05050**  
**LED SEALED EXTERNAL CABIN LAMP**  
**(AMBER)**

Comes with a grey mounting base. These LED's feature virtually unbreakable polycarbonate lenses.

Draw: 0.05A at 12V

Dimensions (mm): 100 x 30



**500-05085****POD MULTI LIGHT TWIN PACK**

Compact, portable and versatile, the Reese® POD twin pack is the perfect companion for your next trip. From the bright LED wide beam light located on the top, projecting up to 400 metres; to the 360-degree red warning LED, to the multi-purpose mounting system, the POD is levels above your standard work light or torch. The heavy-duty and weather resistant casing ensures that your POD will last in the harsh Australian terrain whilst the compact, low profile design will let you illuminate those hard to reach areas.

The Reese POD twin pack is the ultimate LED lighting system, ideal for garage, trailer, caravan or boat.

- > Multipurpose Patented REESE® PAD allows mounting magnetically, to hang with an incorporated hook, fixed mount (with screw or velcro strip) or angle mount.
- > 7 RED flashing safety modes to alert others if a hazard or your location; with up to 15 hours in S.O.S. mode
- > 2 WORK LIGHT modes (High Beam and Low Beam) with up to 3 hours on High Beam mode.
- > 140-degree wide beam for extended coverage and maximum lighting
- > 360-degree light projection and visibility of up to 400 metres
- > Compact and low profile for hard to reach places
- > Heavy-duty ABS plastic protects the POD from knocks and bumps.
- > Weather resistant construction keeps it functional in the wet or dust

Pack includes 2 x POD. Each POD requires 3 x AAA batteries.

**NARVA LAMPS & REFLECTORS****500-05100****REAR COMBO LIGHT  
- STOP/PARK/DIRECTION INDICATOR**

With shallow body.

Dimensions (mm): 275 x 93

**500-05102****HEAVY DUTY REAR COMBO LAMP  
- STOP/DIRECTION INDICATOR**

With grey base.

Dimensions (mm): 405 x 130

**500-05104****HEAVY DUTY REAR COMBO LAMP  
- STOP/PARK/REVERSE/DIRECTION  
INDICATOR**

Dimensions (mm): 650 x 132

**500-05110****SIDE MARKER LAMP - RED/AMBER**

Dimensions (mm): 120 x 65



**500-05112**  
**CLEAR FRONT END OUTLINE MARKER LAMP WITH BUILT IN REFLECTOR**

Dimensions (mm): 85 x 38



**500-05114**  
**CLEAR FRONT END OUTLINE MARKER LAMP WITH RUBBER BOOT & BUILT IN REFLECTOR**

Dimensions (mm): 97 x 48



**500-05120**  
**NARVA SIDE DIRECTION INDICATOR LAMP (AMBER)**

Dimensions (mm): 120 x 52



**500-05015**  
**NARVA LED BLACK AWNING LIGHT**



**500-05119**  
**NARVA LARGE BASE LED AWNING LIGHT**



**500-05123**  
**NARVA LED AWNING LIGHT**

A low profile LED lamp that is great for positioning underneath an awning canopy on RVs. It has a classic shape with a white base (9-30VDC, 3W).

Dimensions (mm): 250W x 87H x 17-35D



**500-05124**  
**NARVA FRONT END OUTLINE MARKER & FRONT POSITION LAMP (CLEAR)**

Dimensions (mm): 120 x 52



**500-05125**  
**NARVA REAR END OUTLINE MARKER & REAR POSITION LAMP RED**

Can use 12V or 24V globes. ADR approved.

Dimensions (mm): 120 x 52



**500-05126**  
**CLEAR LENS TO SUIT FRONT END LAMP**

Dimensions (mm): 120 x 52



**FESTOON GLOBES**

**500-05150**  
**12V 3W GLOBE**

10 pack.

Dimensions (mm): 8 x 28



**500-05152**  
**12V 5W GLOBE**

10 pack.

Dimensions (mm): 11 x 36



**500-05154**  
**12V 5W GLOBE**

10 pack.

Dimensions (mm): 11 x 41



**500-05156**  
**12V 10W GLOBE**

10 pack.

Dimensions (mm): 11 x 36



**500-05162**  
**12V 18W GLOBE**10 pack.  
Dimensions (mm): 15 x 41**500-05164**  
**12V 18W GLOBE**10 pack.  
Dimensions (mm): 15 x 44**COAST LED LAMPS****500-05500**  
**COAST LED SIDE MARKER LAMP RED/AMBER**Has a clear polycarbonate lens with a white bracket, a 0.5m wire outlet with blade terminals (12V)  
Dimensions (mm): 75 x 40**500-05502**  
**COAST LED FRONT POSITION LAMP WHITE**Has a clear polycarbonate lens with a white bracket, a 0.5m wire outlet with blade terminals (12V)  
Dimensions (mm): 75 x 40**500-05504**  
**COAST LED FRONT MARKER LAMP AMBER**Has a clear polycarbonate lens with a white bracket, a 0.5m wire outlet with blade terminals (12V)  
Dimensions (mm): 75 x 40**500-05506**  
**REAR POSITION LAMP RED**Has a red polycarbonate lens with a white bracket, 0.5m wire outlet with blade terminals (12V)  
Dimensions (mm): 75 x 40**500-05510**  
**CHROME BRACKET ONLY FOR COAST MARKER LAMP**

Dimensions (mm): 75 x 40

**500-05520**  
**COAST LED LICENSE PLATE LAMP (WHITE)**

Has a polycarbonate lens with dark grey bracket &amp; a 0.5m wire lead outlet. Note: there is no terminal or connector and two lamps are required for ADR compliance (12v DC)

**500-05530**  
**COAST LED REAR CENTRE STOP LAMP RED**Retro fits current installation hole. Has a 0.1m wire outlet length with blade terminal and insulators.  
Dimensions (mm): 360 x 40**500-05572**  
**COMBO LAMP AMBER/RED/RED**Has a black housing (12/24V)  
Dimensions (mm): 228L x 108W x 40H**500-05590**  
**LED INTERIOR LAMP**White with chrome base.  
Dimensions (mm): 146L X 70W X 22H

## LED REPLACEMENT BULBS

**500-05748****LED MR8 REPLACEMENT BULB  
(COOL WHITE) 0.8W**


Used to replace traditional MR8 halogen bulbs, it has x6 super bright LEDs and a luminous flux of 60 lumens. Operating on 12V DC, it is the equivalent to a 10W MR8 halogen bulb.

Dimensions (mm): 34 x 25

**500-05751****LED MR16 REPLACEMENT BULB  
(COOL WHITE) 4W**

Used to replace the traditional MR16 halogen bulb, has x3 super bright LED's and a luminous flux of 210 lumens. Operating on 12V DC, it is the equivalent to a 45W MR16 halogen bulb.

Dimensions (mm): 50 x 47.8

**500-05752****LED MR11 REPLACEMENT BULB  
(COOL WHITE) 1.8W**

Used to replace the traditional MR11 halogen bulb, has x12 super bright LEDs and a luminous flux of 150 lumens. Operating on 12V DC, it is the equivalent to a 24W MR11 halogen bulb.

Dimensions (mm): 34 x 34.6

**500-05753****LED G4 REPLACEMENT  
BULB WITH SIDE PIN  
(COOL WHITE) 1.6W**

Used to replace the traditional G4 halogen bulbs, it has x6 super bright LEDs and a luminous flux of 120 lumens. Operates on 12V DC.

Dimensions (mm): 35 x 23

**500-05754****LED G4 SINGLE  
REPLACEMENT BULB  
(COOL WHITE) 1W**

Used to replace reading light bulbs, it has a single super bright LED and a luminous flux of 70 lumens.

Operating on 12V DC, it is the equivalent to a 10W G4 halogen bulb.

Dimensions (mm): 28 x 12

**500-05756****LED G4 REPLACEMENT  
BULB WITH SIDE PIN  
(COOL WHITE) 1.8W**

Used to replace the traditional G4 halogen bulb, it has x12 super bright LEDs and a luminous flux of 150 lumens. Operating on 12V DC, it is the equivalent to a 27W G4 halogen bulb.

Dimensions (mm): 42 x 30

**500-05757****LED G4 REPLACEMENT  
BULB TOWER TYPE  
(COOL WHITE) 2.7W**

Used to replace the traditional G4 halogen bulb, it has x18 super bright LEDs and a luminous flux of 210 lumens. Operating on 12V DC, it is the equivalent to a 27W G4 halogen bulb.

Dimensions (mm): 45 x 15

**500-05758****LED T10 REPLACEMENT  
BULB (COOL WHITE) 1.35W**

Used to replace the traditional T10 halogen bulb, it has x6 super bright LEDs and a luminous flux of 105 lumens. Operating on 12V DC, it is the equivalent to a 16W T10 halogen bulb.


Dimensions (mm): 37 x 13





**500-05760****LED T10 REPLACEMENT BULB (COOL WHITE) 2.7W**

Used to replace the traditional T10 halogen bulb, it has x18 super bright LEDs and a luminous flux of 210 lumens. Operating on 12V DC, it is the equivalent to a 35W T10 halogen bulb.  
**Dimensions (mm):** 55 x 27

**500-05761****LED T10 REPLACEMENT BULB WEDGE TYPE (COOL WHITE) 1.76W**

Used to replace the traditional T10 halogen bulb, it has x13 super bright LEDs and a luminous flux of 150 lumens. Operating on 12V DC.  
**Dimensions (mm):** 43.2 x 10

**500-05762****LED BA15S REPLACEMENT BULB (COOL WHITE) 2.7W**

Used to replace traditional BA15S halogen bulbs, it has a single connector parallel pin and x18 super bright LEDs. Operating on 12V DC, and with a luminous flux of 250 lumens, it is the equivalent to a 36W BA15S halogen bulb.  
**Dimensions (mm):** 49 x 15

**500-05764****LED BA15D REPLACEMENT BULB (COOL WHITE) 2.7W**

Used to replace traditional BA15D halogen bulbs, it has a double connector parallel pin and x18 super bright LEDs. Operating on 12V DC, and with a luminous flux of 250 lumens, it is the equivalent to a 36W BA15D halogen bulb.  
**Dimensions (mm):** 49 x 15

**500-05766****LED FESTOON REPLACEMENT BULB (COOL WHITE) 0.54W**


Used to replace traditional festoon halogen bulbs, it has x6 super bright LED's. Operating on 12V DC, and with a luminous flux of 36 lumens, it is the equivalent to a 5.4W festoon halogen bulb.  
**Dimensions (mm):** 42 x 24

**500-05770****LED 2D FLUORESCENT TUBE REPLACEMENT LAMP (COOL WHITE) 10.1W**

Used to replace traditional round fluorescent lamps, it has x60 super bright LEDs. Operating on 12V DC, it has a luminous flux of 900 lumens.  
**Dimensions (mm):** 130 x 15

**REFLECTORS****500-05550****COAST RECTANGULAR SCREW MOUNT REFLECTOR AMBER**

Has an acrylic lens and screw mount.  
**Dimensions (mm):** 72 x 42

**500-05552****COAST RECTANGULAR SCREW MOUNT REFLECTOR RED**

Has an acrylic lens and screw mount.  
**Dimensions (mm):** 72 x 42

**500-05554****COAST RECTANGULAR SCREW MOUNT REFLECTOR CLEAR**

Has an acrylic lens and screw mount.  
**Dimensions (mm):** 72 x 42



# 4

## REFLECTORS

**500-05556**  
**REFLECTOR CLEAR RECTANGULAR SELF**  
**ADHESIVE 22 X 85MM ADR APPROVED**



**500-05558**  
**REFLECTOR RED RECTANGULAR SELF**  
**ADHESIVE 22 X 85MM ADR APPROVED**



**500-05560**  
**REFLECTOR AMBER RECTANGULAR SELF**  
**ADHESIVE 22 X 85MM ADR APPROVED**



**500-05580**  
**ROUND REFLEX**  
**REFLECTOR AMBER**

Diameter: 57mm  
Height: 5mm




**500-05582**  
**ROUND REFLEX**  
**REFLECTOR RED**

Diameter: 57mm  
Height: 5mm



**500-05584**  
**ROUND REFLEX**  
**REFLECTOR CLEAR**

Diameter: 57mm  
Height: 5mm





The Sphere™ Wireless Lighting Control System is the way of the future. Easily installed on any flat surface, the system requires no drilling, no wires and no hassle—a simple lighting system at its best! How does the system work you ask? Firstly you will need the 6-Channel Receiver and a selection of Wireless Switches (whichever you feel is best for your RV setup). The Receiver will control the lighting for up to six individual zones in your RV e.g. the kitchen or the bathroom. A simple pairing procedure allows for multiple switches to be programmed to each zone and vice versa.

A master OFF function is available with all switches, enabling you to turn all lights off in all zones with one simple button. Alternatively, for a true wireless experience, the remote control can be purchased.

**500-07132**  
**SPHERE WIRELESS LIGHT SWITCH**  
**REMOTE CONTROL**

A six button, multifunction remote control with six available channels enabling the user to tailor the system to their needs. The Remote Control is a handy accessory to keep in your pocket. If, for example, you have spent the day exploring your surroundings, with the Remote Control in your pocket, you can turn your RV lights on as you approach. It will work up to 50m away (provided nothing obscures the signal). Comes with a belt and clip for the user to wear when away from their RV.

**Battery Type:** CR2032 Lithium Battery  
**Working Frequency:** 433.92MHz



**500-07134**  
**SPHERE WIRELESS LIGHT SWITCH**  
**REMOTE CONTROL**

A six button, multifunction remote control with six available channels enabling the user to tailor the system to their needs.



**500-07140**  
**SPHERE PANTRY DOOR**  
**SENSOR**



**500-07200**  
**1-GANG WIRELESS**  
**SWITCH**

Comes with x2 CR2032 lithium batteries.



**500-07204****2-GANG WIRELESS SWITCH**

Comes with x2 CR2032 lithium batteries

**500-07216****5-GANG WIRELESS SWITCH**

Comes with x2 CR2032 lithium batteries

**500-07206****2-GANG WIRELESS SWITCH WITH MASTER OFF**

Comes with x2 CR2032 lithium batteries

**500-07218****5-GANG WIRELESS SWITCH WITH MASTER OFF**

Comes with x2 CR2032 lithium batteries

**500-07208****3-GANG WIRELESS SWITCH**

Comes with x2 CR2032 lithium batteries

**500-07220****6-GANG WIRELESS SWITCH**

Comes with x2 CR2032 lithium batteries

**500-07210****3-GANG WIRELESS SWITCH WITH MASTER OFF**

Comes with x2 CR2032 lithium batteries

**500-07222****6-GANG WIRELESS SWITCH WITH MASTER OFF**

Comes with x2 CR2032 lithium batteries

**500-07212****4-GANG WIRELESS SWITCH**

Comes with x2 CR2032 lithium batteries

**500-07300****6-CHANNEL (12V RECEIVER)****500-07214****4-GANG WIRELESS SWITCH WITH MASTER OFF**

Comes with x2 CR2032 lithium batteries



**500-09000**  
**POWER INLET SOCKET 15A IN WHITE**



**500-09012**  
**MOUNTING FLANGE 13MM IN WHITE**



**500-09002**  
**POWER INLET SOCKET 15A IN BLACK**



**500-09014**  
**MOUNTING FLANGE 13MM IN BLACK**



**500-09004**  
**POWER OUTLET SOCKET 10A IN WHITE**



**500-09016**  
**MOUNTING FLANGE 20MM IN WHITE**



**500-09006**  
**POWER OUTLET SOCKET 10A IN BLACK**



**500-09018**  
**MOUNTING FLANGE 20MM IN BLACK**



# 4

## ELECTRICAL EQUIPMENT

**500-09050**  
**POWER POINT SINGLE 10A DOUBLE POLE**



**500-09064**  
**DOUBLE POWER POINT 10A DOUBLE POLE DEEP**



**500-09052**  
**POWER POINT DOUBLE 10A DOUBLE POLE**



**500-09070**  
**ARCHITRAVE SWITCH 1 GANG WHITE**



**500-09054**  
**POWER POINT DOUBLE POLE 10A WITH DUAL USB CHARGER**



**500-09072**  
**ARCHITRAVE SWITCH 1 GANG BLACK**



**500-09056**  
**QUAD POWER POINT 10A DOUBLE POLE**



**500-09062**  
**SINGLE POWER POINT DOUBLE POLE DEEP IN WHITE**




**500-02600****NARVA 12 PIN FLAT TRAILER PLUG**

7 pole amp rating per pole 15A at 12V  
5 pole amp rating per pole 35A at 12V

**500-02602****NARVA 12 PIN TRAILER SOCKET**

7 pole amp rating per pole 15A at 12V  
5 pole amp rating per pole 35A at 12V

**500-03012****FLAP TO SUIT CLIPSAL OLD STYLE OUTLET****500-03020****CLIPSAL (NEW) WHITE EXTERNAL 15A POWER INLET**

A flush inlet with weatherproof flap. (Ensure the cable shroud is secured after cable connections).

**500-03002****FLAP TO SUIT CLIPSAL OLD STYLE INLET****500-03021****CLIPSAL BLACK EXTERNAL 15AMP POWER INLET****500-03010****CLIPSAL WHITE EXTERNAL 10AMP POWER OUTLET (3 PIN)**

10DWP single socket outlet, 250VAC, 10A, double pole with weatherproof flap. The terminal bores accommodate 4 x 2.5sq mm cables. It is auto-switched and complies with AS/NZS 3112.

Protection rating: IP44

Dimensions: 93L x 82W x 26D (mm)

Mounting centres: 70 x 54 (mm)

**500-03022****FLAP TO SUIT CLIPSAL NEW STYLE INLET**

**500-03028**  
**CLIPSAL (NEW) BLACK EXTERNAL 10 AMP POWER OUTLET**



**500-03054**  
**CLIPSAL MOUNTING FLANGE BLACK T/S NEW STYLE INLET**



**500-03030**  
**CLIPSAL (NEW) WHITE EXTERNAL 10A POWER OUTLET WITH WATERPROOF FLAP**




**500-03101**  
**CLIPSAL COVER TO SUIT CIRCUIT BREAKER (SLIM)**

An 18mm wide cover to suit single circuit breakers (such as 500-03105)



**500-03032**  
**FLAP TO SUIT CLIPSAL NEW STYLE OUTLET**



**500-03102**  
**CLIPSAL COVER TO SUIT CIRCUIT BREAKER**

Suitable for covering 36mm wide circuit breakers.



**500-03050**  
**CLIPSAL MOUNTING FLANGE TO SUIT NEW STYLE INLET/OUTLET**



**500-03105**  
**CIRCUIT BREAKER (WITH EARTH LEAKAGE)**

Clipsal Max 4 - combination residual current devices and miniature circuit breaker, remember to test these on a monthly basis by operating their inbuilt test button, standard slim type, non-delayed, 240V, 16A - 30mA, 1-phase +N, 6kA, 1 module wide, 50Hz.



**500-03052**  
**CLIPSAL MOUNTING FLANGE TO SUIT OLD STYLE INLET/OUTLET**





**500-03110**  
**CLIPSAL 75 OHM COAXIAL CABLE**  
**SURFACE SOCKET**

These sockets are designed to accommodate solid core conductor coaxial cables with insulation up to 5mm (diameter) for solderless connections.



**500-03200**  
**SINGLE POWER OUTLET DOUBLE POLE**  
**15D WHITE**

Double pole power outlet single, 250V, 10A.



**500-03120**  
**CLIPSAL 492/32 FIXED POLARITY PLUG**  
**GREY**

Flexible two-pin plugs do not require insulated pins to comply with Australian/New Zealand Standards. This is a flexible plug with two parallel pins, 10A.



**500-03204**  
**DOUBLE POWER OUTLET DOUBLE POLE**  
**25D WHITE**

Twin (standard) size horizontal mount power outlet with double plate, 250V, 10A.



**500-03206**  
**MOUNTING BLOCK WHITE**

Moulded mounting block, one gang to suit all standard size accessories.



**500-03122**  
**CLIPSAL 438/32 FIXED POLARITY CORD**  
**SOCKET GREY**

32V Socket, 15A 2pin polar to suit 1.5mm<sup>2</sup> (ordinary duty)



**500-03208**  
**DOUBLE POLE SWITCH 30D WHITE**

Conventional architrave switch, the terminals accommodate 3 x 2.5mm sq. cables. 250V 10A AC only.



**500-03124**  
**402/32 FIXED POLARITY SOCKET WHITE**

Front connecting surface socket with two polarized pins, 32V, 15A.




**500-03400**  
**ELECTUS ANDERSON PLUG (50AMP)**

A 50A, high current connector that is used in domestic and industrial applications e.g. 4WD, boating and automotive. It comes with a pair of contacts.

Contact Wire Size: 6AWG

Voltage Rating: 600V (AC or DC)

Max Wire Insulation Diameter: 11mm



## COAST 15A EXTENSION LEADS

Coast to Coast's range of heavy duty extension leads now feature a full 360° projecting shroud that protects the face of the socket. Ideal for use in the RV and construction industry, these orange extension leads are made from a 3 core, 1.5mm<sup>2</sup> cable with a moulded 15A plug and socket. They have been approved and manufactured to Australian Standards. (Not suitable for use with standard domestic power points).

### 500-03550 COAST 10M, 15A EXTENSION LEAD



### 500-03552 COAST 15M, 15A EXTENSION LEAD



### 500-03554 COAST 20M, 15A EXTENSION LEAD



### 500-03600 CMS SINGLE POWER OUTLET (BEIGE)

A 10A power outlet that comes with a 20A installation coupler, and is double pole switched.



### 500-03602 CMS SINGLE POWER OUTLET (WHITE)

A 10A power outlet that comes with a 20A installation coupler, and is double pole switched.



### 500-03610 CMS DOUBLE POWER OUTLET (BEIGE)

Power Point Beige.




### 500-03620 CMS DOUBLE POWER OUTLET (WHITE)

Double 10A GPO with 20A installation couplers, Double Pole switched.



## INTERCONNECTING LEAD 20A

Ordinary duty leads are manufactured from 3 core 2.5sqmm flexible cable. They are rated at 20A terminated with male and female connectors.



Part Number	Description
500-03700	CMS 500mm interconnecting lead 20A beige
500-03710	CMS 1000mm interconnecting lead 20A beige
500-03720	CMS 1300mm interconnecting lead 20A beige
500-03730	CMS 1500mm interconnecting lead 20A beige
500-03740	CMS 1700mm interconnecting lead 20A beige
500-03750	CMS 2000mm interconnecting lead 20A beige
500-03760	CMS 2300mm interconnecting lead 20A beige
500-03770	CMS 2500mm interconnecting lead 20A beige
500-03790	CMS 2700mm interconnecting lead 20A beige
500-03800	CMS 3000mm interconnecting lead 20A beige
500-03810	CMS 3200mm interconnecting lead 20A beige
500-03820	CMS 3300mm interconnecting lead 20A beige
500-03830	CMS 3500mm interconnecting lead 20A beige
500-03840	CMS 3800mm interconnecting lead 20A beige
500-03850	CMS 4000mm interconnecting lead 20A beige
500-03860	CMS 4200mm interconnecting lead 20A beige
500-03870	CMS 4500mm interconnecting lead 20A beige

Part Number	Description
<b>500-03880</b>	CMS 4700mm interconnecting lead 20A beige
<b>500-03890</b>	CMS 5000mm interconnecting lead 20A beige
<b>500-03910</b>	CMS 5500mm interconnecting lead 20A beige
<b>500-03920</b>	CMS 5700mm interconnecting lead 20A beige
<b>500-03930</b>	CMS 6000mm interconnecting lead 20A beige
<b>500-03940</b>	CMS 6300mm interconnecting lead 20A beige
<b>500-03950</b>	CMS 6500mm interconnecting lead 20A beige
<b>500-03960</b>	CMS 6800mm interconnecting lead 20A beige

### CIRCUIT BREAKER CONNECTING LEAD 20A BEIGE



Part Number	Description
<b>500-04000</b>	CMS 1000mm Circuit breaker connecting lead 20A beige
<b>500-04010</b>	CMS 2000mm Circuit breaker connecting lead 20A beige
<b>500-04050</b>	CMS 3500mm Circuit breaker connecting lead 20A beige
<b>500-04070</b>	CMS 4400mm Circuit breaker connecting lead 20A beige
<b>500-04100</b>	CMS 6300mm Circuit breaker connecting lead 20A beige

### 500-04150 CMS CIRCUIT BREAKER LOOM ASSY W/H REMOTE EARTH WIRE

The CMS Circuit Breaker with Loom Assembly is a protective device that combines two functions, it acts as a residual current device and as a circuit breaker. It comes with a remote earth wire and features CMS' soft-wire interconnecting leads for a fast and simple installation.

- > 240V
- > 16A-30mA
- > 4.5kA
- > SAA120741EA AS/NZs61009.1



### 500-04200 CMS MOUNTING BLOCK

Mounting block for power points and switch plates beige.



### 500-04202 CMS MOUNTING BLOCK (WHITE)

Mounting block for power points and switch plate.



### 500-04210 CMS SINGLE SWITCH PLATE

Single switch plate, beige only. (Extra low voltage only eg 12V, Not for 240V)



### 500-04220 CMS DOUBLE SWITCH PLATE

Double switch plate, beige only. (Extra low voltage only eg 12V, Not for 240V)



### 500-04230 CMS TRIPLE SWITCH PLATE

Triple switch plate, beige only. (Extra low voltage only eg 12V, Not for 240V)



### 500-04250 CMS TV ANTENNA OUTLET BEIGE

Connects your TV to the aerial on your RV's roof. the wall of your RV.



**500-04262**  
**CMS 1-IN 2-OUT DOUBLE ADAPTOR**  
**(CLEAR)**

J Series




**500-04280**  
**CMS MOUNTING SHROUD**

CMS mounting shroud for outlets and switch plates (beige).



**500-04300**  
**CMS 2-WAY 10A SWITCH**

250V 2-way with looping terminal (without indicator).



**500-04310**  
**CMS 10A DOUBLE POLE SWITCH SOCKET**

Suitable for use with CMS interconnecting leads only, direct connection.

**Recess Required:** 61mm  
 250V, 50Hz, 20Amp installation coupler



**500-04312**  
**CMS 15A POWER INLET**

Suitable for use with CMS interconnecting leads only, direct connection.

**Recess Required:** 61mm  
 250V, 50Hz, 20A installation coupler.



**500-04314**  
**CMS TWIN DOUBLE POLE AUTO SOCKET**

A 20A installation coupler with a 10A socket outlet. (250V, 50Hz)



**500-04320**  
**CMS 3 WAY ADAPTOR (BEIGE)**

20A, 240V, IP4X



### CMS POWER OUTLETS

240v CMS Electrical products are not your usual fittings as they feature a soft-wire install with interconnecting leads instead of the hard-wire install of standard fittings. The advantage to this is that it is fast and simple to install or un-install as it is just a coupling connection to a lead rather than hard-wiring actual wire to connect the fitting.

**500-04400**  
**DOUBLE NATURAL - WHITE**



**500-04402****SINGLE N/W + DUAL 4A USB W/12VDC TERMINAL****500-04501****AMP-FIBIAN RV-02MAX 15AMP TO 10AMP ADAPTER**

The Ampfibian adaptor allows for a 15A load (e.g. that of a caravan) to connect to a standard household power point (10A). With upgraded features such as being waterproof to IP55, being able to accept leads up to 12mm in diameter and with a new H-Class rating, the Ampfibian is the safe option to connect to domestic outlets. It will automatically trip at 10A if the power outlet becomes overloaded. Designed and made in Australia, the Ampfibian comes with RCD and overload protection, as well as a two year warranty.

**500-04503****AMP-FIBIAN MINI 15AMP TO 10AMP ADAPTER**

Suitable for use where a waterproof rating is not essential, the Ampfibian Mini has all the same features as its big brother but with an IP33 rating. It has all the essentials such as RCD and overload protection, and a 10A circuit breaker which prevents overloading by cutting the power if it exceeds 10A (2400W). Designed and made in Australia, it comes with a two year manufacturer's warranty.

**Specifications**

**Class:** L - suitable for DIY/Handyman jobs

**RCD:** 30mA, 10kA fault current

**Power:** 220-240VAC, 50-60Hz

**500-04504****ELECTUS PORTABLE RCD WITH 15A TO 10A MAINS PLUG CONVERSION**

Featuring a 10A circuit breaker/RCD for overload protection, this portable RCD is ideal if you have a device with a 15A mains plug but no 15A power outlet available.

**Voltage:** 240V AC, 50Hz

**Max Load:** 2400W, 10A

**Rated Residual Current:** 30mA

**Dimensions:** 180H x 135D x 124W (mm)

**500-04506****AMP-FIBIAN RV-PLUS 15AMP TO 10AMP ADAPTER WITH OVERLOAD**

The Ampfibian RV Plus is the perfect power adapter for caravan/RV owners. Compact for travel, and weatherproof for outdoor use, it lets 15A devices connect legally to 10A power points and includes fast acting earth leakage safety protection.

**Features**

- > It is water resistant to IP-55 (jets of water from all directions) and made from impact resistant plastic.
- > Works with ordinary and heavy-duty caravan leads up to 12mm diameter.
- > 240V 10A 2400W circuit breaker
- > R.C.D. for personal protection
- > Padlock attachment point locks lid
- > Power indicator light in socket
- > Certified to comply with Australian Standards AS/NZS-3190 & AS/NZS-3001
- > Two year warranty
- > Designed & Made in Australia)



**500-04520****POD 15 AMP TO 10 AMP ADAPTER**

Designed in South Australia, the POD is great for the RV and tradie industry. Its yellow and compact housing, makes it a portable powerhouse resulting in an efficient 15Amp to 10Amp power adapter. It has water ingress protection (IP55) and has been tested to comply with AS/NZ3190:2011. Safety comes first with the POD, it also features RCD overload protection as well as an inbuilt circuit breaker for current overload protection. Other handy features include a clear lid for easy inspection, a cord clamp to ensure your domestic supply cannot pull free and a convenient hook for hanging when in use. Comes with a one year manufacturer's warranty.

**Specifications****Max loading:** 10A

Suits ordinary duty 15A leads

Features a 1.5m lead

**NARVA ACCESSORY SOCKETS****500-05070****SURFACE MOUNT ACCESSORY SOCKET**

Ideally suited for RV and marine type applications, the socket has a dustproof rubber cover and a plastic housing. It is suitable for interior or exterior installations, however in the case of an exterior fitment, the socket opening should point towards the ground. Comes in a single blister pack.

**Amperage Rating:** 20A at 12V, 10A at 24V**Dimensions (mm):** 80 x 50**500-05072****NARVA SURFACE MOUNT ACCESSORY (BLACK)**

A heavy duty socket featuring a dustproof cover and a moulded plastic housing (this allows for easy installation to interior or exterior panels).

**Rating:** 20A at 12V, 10A at 24V**Dimensions (mm):** 80 x 55

Features dustproof cover and heavy-duty construction. Can be installed with or without the mounting panel. The fitting mechanism allows installation into interior or exterior panels including steel and aluminium. Can be installed with or without the mounting panel. Moulded housing allows fitment to interior or exterior panels for easy installation.

**500-05304****ACCESSORY SOCKET H/D****Amperage Rating:** 20A at 12V, 10A at 24V**Mounting Opening:** 29mm diameter**500-05312****ACCESSORY SOCKET DUAL USB H/D****Output:** 5V, 2.5A**Mounting Opening:** 29mm diameter**500-05318****ACCESSORY SOCKET TWIN ACCESSORY/ DUAL USB H/D****USB Output:** 5V, 2.5A**Mounting Opening:** 29mm diameter**500-05322****ACCESSORY SOCKET SURFACE MOUNT DUAL USB H/D****USB Output:** 5V, 2.5A

**500-05324****ACCESSORY SOCKET SURFACE BLACK MOUNT TWIN SOCKETS H/D**

Amperage Rating: 20A at 12V, 10A at 24V per socket

**500-05325****ACCESSORY SOCKET WHITE SURFACE MOUNT TWIN SOCKETS H/D**

Amperage Rating: 20A at 12V, 10A at 24V per socket.

**500-05332****ACCESSORY SOCKET SURFACE MOUNT TWIN ACCESSORY / DUAL USB H/D**

Accessory Socket: 20A at 12V, 10A at 24V

USB Output: 5V, 2.5A

Mounting Opening: 9mm diameter per socket

**500-05334****ACCESSORY SOCKET WHITE SURFACE MOUNT TWIN ACCESSORY / DUAL USB H/D**

Accessory Socket: 20A at 12V, 10A at 24V

USB Output: 5V, 2.5A

**500-05340****ACCESSORY SOCKET H/D AND 12/24V DC L.E.D VOLT METER**

Easy to read L.E.D Volt Meter displays accurate battery voltage level.

Accessory Socket: 20A at 12V, 10A at 24V

Volt Meter Range: 6-33V DC



## COAST SOLAR PANELS



Coast to Coast's solar panels are made from 100% silicon wafers, not cut-offs like some lesser quality panels. They also have a silicon nitride (SiN) antireflective coating to ensure more light is absorbed in all weather conditions.

**Features**

- > By-passed diodes to minimise power drops caused by shade
- > An anodised aluminium frame to withstand rust
- > Anti-reflective, high transparency tempered glass for durability

**500-06117****SOLAR PANEL 100 WATT MONO-CRYSTALLINE SLIMLINE**

Mono Crystalline 100W Panel.

**Max Power Voltage:** 18.0V

**Max Power Current:** 6.0A

**Dimensions:** 1310mm x 506mm x 35

**500-06125****MONO CRYSTALLINE 120W PANEL SLIMLINE**

**Max Power Voltage (Vpm):** 17.6V

**Max Power Current (Ipm):** 6.8A

**Dimensions:** 1196m x 674mm x 40mm


**Weight (kg):** 10.8





**500-06131**  
**SOLAR PANEL 160 WATT MONO-CRYSTALLINE**

Mono Crystalline 160W Panel.  
 Max Power Voltage: 18.0V  
 Max Power Current: 8.89A  
 Dimensions: 1482mm x 674mm x 35mm



**500-06170**  
**SOLAR PANEL MOUNTING BRACKETS (PACK 4)**

Suitable for use when installing any of the Coast to Coast solar panels. Note that in the case of the 150W solar panel, two sets are recommended to provide extra support.



**500-06150**  
**SOLAR PANEL 7A REGULATOR (12V/7A)**

Protects your battery from being over and under charged. Handles up to 7A (100W solar panel) of charging and has a convenient LED indicators for easy monitoring.



**500-06172**  
**SOLAR PANEL UNIVERSAL MOUNT KIT**

Sold as a kit containing: x4 corner mounts (top and bottom), x2 centre mounts (top and bottom), x20 locking screws and x40 height adjusting screws (x20 large for a 35mm frame and x20 small for a 40mm frame).



**500-06175**  
**SOLAR PANEL 10A CHARGE CONTROLLER**



**500-06160**  
**SOLAR PANEL 30A REGULATOR (12V/30A)**

Handles up to 30A (360W solar panel) of solar charging and has a large LCD for monitoring.



## SPHERE TYRE INFLATORS

**500-06300**

### SPHERE SWIFT TYRE INFLATOR 28L/MIN

Ideal for 4x4s, SUVs, caravans and motorhomes. Inflates 4x4 tyre in 6 minutes and a car tyre in just 2.5 minutes. Simple set up - just rotate dial to set pressure. Back lit digital display makes it easy to set your desire pressure Automatically stops when the pressure is reached LED light built in for ease of use at night Long cables to reach tyres all around the vehicle. Comes with three piece adaptor kit

**Product Dimensions (mm):** H168 x W238 x D123

**Weight (kg):** 2.026

**Voltage:** 12V DC

**Watts:** 180W



**500-06302**

### SPHERE RAPID FLOW TYRE INFLATOR 33L/MIN

Ideal for 4x4s, SUVs, caravans and motorhomes. Powerful inflation from a 12V socket - 4x4 tyre inflates in 5 mins, car tyre in 2 mins. Back lit digital display makes it easy to set your desire pressure Automatically stops when the pressure is reached LED light built in for ease of use at night Long cables to reach tyres all around the vehicle. Comes with three piece adaptor kit.

**Product Dimensions (mm):** H172 x W260 x D128

**Weight (kg):** 2.696

**Voltage:** 12V DC

**Watts:** 180W



**500-06306**

### NARVA H/DTY 5MT ACCESSORY EXTENSION LEAD



**500-06500**

### NARVA TRAILER PLUG 6 PIN SMALL ROUND PLASTIC BLISTER



**500-06504**

### NARVA TRAILER PLUG 7 PIN SMALL ROUND PLASTIC BLISTER PACK



**500-06506**

### NARVA CAR SOCKET 7 PIN SMALL ROUND PLASTIC BLISTER PACK



**500-06512**

### NARVA TRAILER PLUG 7 PIN LARGE ROUND PLASTIC BLISTER PACK



**500-06514**

### NARVA TRAILER PLUG 7 PIN LARGE ROUND PLASTIC BLISTER PACK



**500-06520****NARVA TRAILER PLUG 7PIN FLAT  
BLISTER PACK****500-06544****NARVA TRAILER ADAPTOR 7 PIN LARGE  
ROUND CAR TO 7 PIN FLAT VAN****500-06522****NARVA CAR SOCKET 7 PIN FLAT BLISTER  
PACK****500-06548****NARVA TRAILER ADAPTOR 7 PIN FLAT  
CAR TO 7 PIN LARGE ROUND VAN****500-06532****NARVA TRAILER ADAPTOR 7 PIN ROUND  
CAR TO 6 PIN ROUND VAN****500-06552****NARVA TRAILER ADAPTOR 7 PIN LARGE  
ROUND CAR TO 7 PIN SMALL ROUND VAN****500-06536****NARVA TRAILER ADAPTOR 7 PIN ROUND  
CAR TO 7 PIN FLAT VAN****500-06560****NARVA TRAILER ADAPTOR 7 PIN SMALL  
ROUND CAR TO 7 PIN LARGE RND VAN****500-06540****NARVA TRAILER ADAPTOR 7 PIN FLAT  
CAR TO 7 PIN ROUND VAN****500-06562****NARVA HEAVY DUTY 50AMP CONNECTOR  
HOUSING**

Has an impact resistant polycarbonate housing and silver plated solid copper terminals.

Amperage rating: 50A

Suits cable size: 8mm<sup>2</sup>

Operating temperature: -20°C to 105°C



**500-02600****NARVA 12 PIN FLAT TRAILER PLUG**

7 pole amp rating per pole 15A at 12V  
5 pole amp rating per pole 35A at 12V

**500-02602****NARVA 12 PIN TRAILER SOCKET**

7 pole amp rating per pole 15A at 12V  
5 pole amp rating per pole 35A at 12V

**500-90004N****ELECTREX 10M CARAVAN SUPPLY LEAD STANDARD**


A supply lead for caravans and motorhomes allowing for connection to camp site power supply posts. Comes complete with a plug, connector and a strain relief dog bone.

**500-90006N****ELECTREX 10M ANGLED CARAVAN SUPPLY LEAD**

A supply lead for caravans and motorhomes allowing for connection to camp site power supply posts. Comes complete with a plug, angled connector and a strain relief dog bone.

**500-90008N****ELECTREX CARAVAN SUPPLY ADAPTOR**

Allows you to provide power to your caravan or motorhome from a domestic power point. The Caravan Supply Adaptor has a 10A MCB to protect the domestic power supply.

**500-90010N****ELECTREX 10M CARAVAN SUPPLY LEAD WITH C/W J/BOX**

Power cord locker with a 10m fixed supply lead.

**500-90012N****ELECTREX EXTERNAL INLET PLUG**

A 240V blue surface mounting IP67 inlet. Rating: 16A  
Pins: 2P + E  
Earth Position: 6H

**500-90014N****ELECTREX PLUG-FEMALE**

Optima Series IP67 connector. It is a blue 240V connector rated at 16A.

Pins: 2P + E

Earth Position: 6H Ins. Perforation



### 500-90016N

#### ELECTREX PLUG-MALE

An IP44, blue, 240V plug, rated at 16A.

Pins: 2P + E

Earth Position: 6H Ins. Perforation



### 500-90022N

#### ELECTREX FEMALE PLUG 90 DEGREE (FOR FLUSH MOUNT INLET)

Optima Series IP44 connector. It is a blue 240V connector rated at 16A.


Pins: 2P + E

Earth Position: 6H (Right Angle)



## COAST TO COAST CABLE TIES

High quality self-locking nylon cable ties available in black or white in 11 different sizes.



Part Number	Description
500-08000	2.5x150mm Cable Tie Black 100pcs/Bag
500-08004	2.5x200mm Cable Tie Black 100pcs/Bag
500-08008	3.6x150mm Cable Tie Black 100pcs/Bag
500-08012	3.6x200mm Cable Tie Black 100pcs/Bag
500-08016	3.6x250mm Cable Tie Black 100pcs/Bag
500-08020	3.6x300mm Cable Tie Black 100pcs/Bag
500-08024	4.8x200mm Cable Tie Black 100pcs/Bag
500-08028	4.8x250mm Cable Tie Black 100pcs/Bag
500-08032	4.8x300mm Cable Tie Black 100pcs/Bag
500-08036	4.8x360mm Cable Tie Black 100pcs/Bag
500-08002	2.5x150mm Cable Tie White 100pcs/Bag
500-08006	2.5x200mm Cable Tie White 100pcs/Bag
500-08010	3.6x150mm Cable Tie White 100pcs/Bag
500-08014	3.6x200mm Cable Tie White 100pcs/Bag
500-08018	3.6x250mm Cable Tie White 100pcs/Bag
500-08022	3.6x300mm Cable Tie White 100pcs/Bag
500-08026	4.8x200mm Cable Tie White 100pcs/Bag
500-08030	4.8x250mm Cable Tie White 100pcs/Bag
500-08034	4.8x300mm Cable Tie White 100pcs/Bag
500-08038	4.8x360mm Cable Tie White 100pcs/Bag
500-08042	7.6x400mm Cable Tie White 100pcs/Bag
500-08040	7.6x400mm Cable Tie Black 100pcs/Bag

## CAFRAMO FANS



Coast to Coast's range of high quality Caframo fans are researched, designed, developed and manufactured in Canada for the world.

Caframo fans are constructed with the highest quality and greatest care to deliver high-end, unique products boasting features to increase your comfort. All of the fans can be either surface or flush mounted and are available in black or white.

## SIROCCO II

The all new Sirocco II fan features a unique gimbaled design that allows 360° airflow with versatile 12/24 Volt auto-sensing capability. The improved control layout, increased timer settings and quieter operation make the Sirocco II the perfect choice for caravanning in comfort.

**Colours:** Black and White

**Product Size (mm):** 90(L) x 241(W) x 305(H)

**Product Weight:** 1.2kg

## 500-10000

**CAFRAMO SIROCCO II 12/24V WHITE 7" GIMBAL FAN WITH 3 SPEED**



## 500-10002

**CAFRAMO SIROCCO II 12/24V BLACK 7" GIMBAL FAN WITH 3 SPEED**



**BORA**

The quietest and most powerful fan in its class! The model 748 Bora 12 Volt fan is designed to deliver the features needed to solve any airflow challenge. The Bora features a long-life motor with center push control, grills on front and back and built-in handle for easy up/ down or side-to-side positioning.

**Colours:** Black and White

**Product Size (mm):** 90(L) x 165(W) x 241(H)

**Product Weight:** 0.7kg

**500-10004**

**CAFRAMO BORA 12V WHITE 6" FAN WITH 3 SPEED**

**500-10006**

**CAFRAMO BORA 12V BLACK 6" FAN WITH 3 SPEED**

**MAESTRO**

Building on the popularity of the original Bora™ fans, the Maestro™ boasts an improved design along with a bright LED for use at night. Equipped for wall mounting, its convenient wired remote pendant control can be located up to six feet away from the fan.

**Colours:** Black and White

**Product Size (mm):** 97(L) x 165(W) x 241(H)

**Product Weight:** 0.7kg

**500-10008**

**CAFRAMO MAESTRO 12V WHITE 6" VARIABLE SPEED FAN WITH LIGHT AND WIRED CONTROL**

**500-10010**

**CAFRAMO MAESTRO 12V BLACK 6" VARIABLE SPEED FAN WITH LIGHT AND WIRED CONTROL**



## BRIGGS &amp; STRATTON GENERATORS



Lightweight and portable inverter generators are great for travel and recreational activities. To help ensure consistent power at any speed, DC power is produced and the onboard computer converts it to high quality AC output. This process helps maintain steady, accurate, and clean power output at a level similar to what you experience in your home. The PowerSmart Series™ Inverter Generators produce less than 3% total harmonic distortion making it safe for laptop computers, TVs and game systems.

**500-30654****3000 WATT INVERTER GENERATOR**

The P3000 PowerSmart Series™ Inverter Generator by Briggs & Stratton takes portable power generation to the next level. Inverter technology makes it safe for sensitive electronics. The computer controlled technology supplies smooth, steady power - and adjusts engine speed accordingly to suit your power needs and save fuel. Twin cushioned carrying handles, a telescopic style handle and wheels make it easy to move. Plus the on-board LCD StatStation® display keeps you informed about power use, run time and maintenance reminders. Now that's smart power.

- > 171cc 4-stroke OHV engine
- > 2 x 240V 15amp sockets (Water Ingress Protection IP44)
- > 12V/5A auxiliary sockets
- > Parallel connector port (Optional kit to join 2 sets together)
- > Statstation™ Digital Display
- > Computer controlled inverter technology for a quiet and efficient engine
- > USB charging port
- > On board monitoring system
- > Overload alarm, circuit breaker and low oil sensor (engine protection)
- > 3 Years Limited Domestic Warranty (conditions apply)

**Specifications**

**Running Watts:** 2,600  
**A/C Starting Watts:** 3000  
**Engine displacement:** 171  
**Fuel Tank Capacity (Litres):** 5.7  
**Noise Level:** 58Db  
**AC Outlet:** 230 Volts/15Amp  
**DC Outlet:** 12Volt/5Amp  
**Weight:** 44Kg  
**Length:** 66cm  
**Width:** 36cm  
**Height:** 53cm





## 500-30697

### 2200 WATT INVERTER GENERATOR

The P2200 PowerSmart Series™ Inverter offers an affordable, reliable power source from a brand you can trust. Whether you are holidaying, camping, caravanning or require back up power for light trade applications, the PowerSmart inverter generator is ideally suited to meet your needs. With easy starting and quieter running you can enjoy the little conveniences of home anywhere you are - lights, fans, a coffee maker, laptop or TV.

- > 105.6cc 4-stroke OHV engine
- > 2 x 240V 15amp sockets (Water Ingress Protection IP44)
- > 12V-5A fully regulated auxiliary outlet with USB adapter
- > Parallel connector port (Optional kit to join 2 sets together)
- > Computer controlled inverter technology for a quiet and efficient engine
- > Main circuit reset (overload) - no need to switch machine off
- > Overload alarm, low oil alert and shutdown (engine protection)
- > 3 Years Limited Domestic Warranty (conditions apply)

#### Specifications

Running Watts: 1,700  
 Starting Watts: 2200  
 Engine (OHV): 4-Stroke  
 Engine displacement: 105.6  
 Fuel Tank Capacity (Litres): 3.7  
 Noise Level: 58DbAC  
 Outlet: 230 Volts/15AmpDC  
 Outlet: 12Volt/5Amp  
 Weight: 24kg  
 Length: 53cm  
 Width: 32cm  
 Height: 44cm



## 500-07600

### GENERATOR SLIDE ASSEMBLY



Most applications require increased power for start-up. When running multiple items please refer to the table below to calculate your power requirements.

Application	Starting Surge	Running Wattage	P2200	P3000
Air Con (Inverter) 5.2kW	1500	1500	•	•
Air Con (Portable) 2.8kW	2100	1200		•
Refrigerator/Freezer	1350	550	•	•
Microwave	1000	1000	•	•
Electric Stove 8" Element	2100	2100		•
Mobile Phone Charger	25	25	•	•
LCD TV 32"	75	75	•	•
Plasma TV 50"	500	500	•	•
Laptop	250	250	•	•
Radio	10	10	•	•
Portable Heater	1500	625	•	•
Light Bulb	75	75	•	•
Slow Cooker	240	240	•	•
Coffee Maker	1300	1300	•	•

## 500-36330

### PARALLEL KIT

Connect two PowerSmart Series™ Inverter Generators together using the Parallel Kit. Whether you have two-P2200 Inverters, two-P3000 Inverters, or one of each, the Parallel Kit gives you more continuous power to operate your RV air conditioner, lights, cell phone chargers, and other portable appliances at the same time.

**500-27346**  
**BRIGGS & STRATTON 4-STROKE**  
**LET'S GET STARTED KIT**



**500-27390**  
**BRIGGS & STRATTON OIL SAE 30**  
**- 600ML**



**500-36344**  
**BRIGGS & STRATTON P2200 WATER**  
**RESISTANT COVER**



**500-36345**  
**BRIGGS & STRATTON P3000 WATER**  
**RESISTANT COVER**





Briggs & Stratton pressure washers now give you the power to keep sidewalks, driveways, cladding and wood looking like new. Strip away mould stains, tough oil stains and chipped paint with ease.

## 500-36370

### BRIGGS & STRATTON ELECTRIC PRESSURE WASHER

- > 1880 PSI at a flow rate of 6.6L/per min
- > High pressure for a variety of cleaning jobs
- > Instant start/stop system- Only runs when spray gun trigger is pulled
- > Adjustable fan jet lance for greater versatility
- > Stainless steel piston axial pump with aluminium head offers corrosion resistance
- > Turbo nozzle wand cleans faster than a standard spray tip
- > On board detergent dispenser
- > 1 Year Warranty



## 500-36374

### BRIGGS & STRATTON STEAM ELECTRIC PRESSURE WASHER

- > 2030 PSI
- > Integrated Steam Cleaner - Great for breaking down grease and oil for easy cleaning
- > Instant Start/Stop System - Only Runs when the spray gun trigger is pulled
- > Turbo Nozzle Wand - Cleans up to 40% faster than a standard spray tip
- > Metal Wand with 3 Quick-Connect Spray Tips - 0°, 15° & 40°
- > Onboard Chemical Detergent Tank - Easily Store and dispense cleaning detergent
- > 6 meter High-Pressure Hose
- > 1 Year Warranty



## 500-36372

### BRIGGS & STRATTON ELECTRIC PRESSURE WASHER

- > 2030 PSI at a flow rate of 7.5L/per min
- > High pressure for a variety of cleaning jobs
- > Instant start/stop system- Only runs when spray gun trigger is pulled
- > Adjustable fan jet lance for greater versatility
- > Stainless steel piston axial pump with aluminium head offers corrosion resistance
- > Turbo nozzle wand cleans faster than a standard spray tip
- > On board detergent dispenser
- > 1 Year Warranty



## GAS ACRONYMS

BSP	British Standard Pipe
BSPT	British Standard Pipe Tapered
NPT	National Pipe Thread
POL	Prest-O-Lite
SAE	Society of Automotive Engineers
M	This indicates that it is a male fitting
F	This indicates that it is a female fitting

For your own safety all gas fittings and equipment should be installed and checked by a qualified person.

**550-00010**  
**TANK GAUGE**

Accu-level Magnetic Tank Gauge fits onto RV and barbecue gas tanks.


**550-00100**  
**YELLOW GAS SEAL TAPE**

Has a heat resistance of +200°C & a cold resistance of up to -20°C. Pressure resistant up to 2600kPa & is made of sintered PTFE (Poly Tetra Fluoro Ethylene).  
**Dimensions:** 12mm (W) x 10m (L)


**LOXEAL 58-11 HIGH PRESSURE**  
**THREAD SEALANTS**

Ideal for sealing threaded joints against gas, water, oils and other chemicals.

- > Anaerobic adhesive for the sealing of threaded metal to metal joints
- > Seals against gas, water, LPG, hydrocarbons, oils and other chemicals
- > High viscosity - won't run on thread
- > Sealing unaffected by shock/vibration within temperature range: -55°C to + 150°C
- > Rapid cure time - functional in less than 3 hours
- > Water-safe & AGA-approved

**550-00104**  
**100ML TUBE**

**550-00106**  
**250ML TUBE**


## REGULATORS

**550-00298**  
**GAS REGULATOR 2 STAGE**  
**(LOW PRESSURE)**

Approved for use in portable applications such as outdoor cooking appliances that use a low pressure. Featuring a zinc construction, high and low 1/8" NPT pressure tap ports and a drip lip vent. Meets the RVIA, UL and NFPA test requirements.

**Capacity:** 190,000BTU/hr (at 30 PSI inlet)  
**Inlet:** 1/4" FNPT | **Outlet:** 3/8" FNP


**550-00302**  
**LPG (SINGLE STAGE) GAS REGULATOR**

3.5kg/hr adjustable soft nose BBQ regulator 3/8" BSPF outlet.


**550-00304**  
**GAS CYLINDER 2 STAGE ADJ.160MJ**  
**REGULATOR**


**550-00306**  
**GAS CYLINDER 2 STAGE ADJ.160MJ**  
**REGULATOR KIT-DUAL**



**550-00310**  
**GAS REGULATOR 160MJ WITH BRACKET**  
**& PIGTAIL ADAPTOR**



**550-00312**  
**GAS REGULATOR 160MJ MANUAL**  
**CHANGE OVER & BRACKET**



**550-00314**  
**SINGLE GAS CYLINDER REGULATOR KIT**

Single regulator with elbow, metal bracket, 3/8" adaptor with T point & flexible hose with hand wheel. Comes assembled.




**550-00316**  
**DUAL GAS CYLINDER REGULATOR KIT**

Manual change over regulator, metal bracket, 3/8" adaptor with T point & 2 flexible hoses with hand wheel. Comes assembled.



**PIGTAIL**

**550-00320**  
**COPPER PIGTAIL POL X 1/4"**  
**INVERTED FLARE (750MM LONG)**



**550-00330**  
**COPPER PIGTAIL POL X 1/4"**  
**INVERTED FLARE (450MM)**



**GAS HOSES**

**550-00334**  
**8MM S/S FLEXIBLE HOSE 450MM**  
 For single bottle kits (avalanche valve x 1/4" BSPT male)



**550-00336**  
**8MM S/S FLEXIBLE HOSE 450MM**  
 For double bottle kits (avalanche valve x inverted flare)



**550-00337**  
**8MM S/S FLEXIBLE HOSE 600MM**  
 For double bottle kits (avalanche valve x inverted flare)



**550-00338****8MM S/S FLEXIBLE HOSE 900MM**

For double bottle kits (avalanche valve x inverted flare)

**550-00340****S/S FLEXIBLE HOSE 450MM**

with hand wheel for single bottle kit. (POL x 1/4" NPTM)

**550-00341****S/S FLEXIBLE HOSE 600MM**

with hand wheel for single bottle kit. (POL x 1/4" NPTM)

**550-00344****S/S FLEXIBLE HOSE 450MM**with hand wheel for double bottle kit  
(POL x 7/16-24TPI" FIXED)**550-00345****S/S FLEXIBLE HOSE 600MM**with hand wheel for double bottle kit  
(POL x 7/16-24TPI" FIXED)

Class: F, 6mm, 2600Kpa

**550-00349****S/S FLEXIBLE HOSE 3000MM**

With Male Bayonet + Handle 3/8 Sae F

**550-00350****VALVE & ADAPTER**

Manual changeover valve t/s regulator

**550-00360****MOUNTING BRACKET**

A universal regulator bracket (i.e. suits single, twin stage regulators)

**550-00370****SCREWS FOR MOUNTING BRACKET****550-00380****INVERTED FLARE STRAIGHT MALE UNION ADAPTER**

2 stage gas regulator. (1/4" MNPT x 1/4" female inverted flare)



**550-00390**  
**INVERTED FLARE 90° ELBOW MALE UNION ADAPTOR**

2 stage gas regulator. (1/4" MNPT x 1/4" female inverted flare)



**550-00412**  
**LPG AUTOMATIC SHUT-OFF VALVE & LEAK DETECTOR**

Gas safety shut-off valve automatically shuts off the flow of gas in case of a leak. Quick and easy to install the glow in the dark dial indicates when the gas level is low. Comes with a five year warranty.



**550-00500**  
**GAS HOSE 3/8" BSPM X 3/8" SAEM X 300MM**



**550-00510**  
**GAS HOSE - 6MM PVC, 5/16" SAE MF X 3/8" BSP M, 300MM**

For use with LPG (propane)

Inlet: 5/16" SAE MF

Outlet: 3/8" BSP M

AGA Approval: 4237

Gas Hose Class (Max Working Pressure/Working Temp):

C (2600kPa/-200C to +650C)

Hose Diameter: 6mm



**550-00550**  
**GAS HOSE 3/8" BSPM X 1/4" BSPF X 600MM**



**550-00560**  
**GAS HOSE 3/8" BSPM X 1/4" BSPF X 900MM**



**550-00570**  
**GAS HOSE 3/8" BSPM X 1/4" BSPF X 1200MM**



**550-00600**  
**SAE MALE X BSP FEMALE UNION 5/16" X 1/4"**



**550-00602**  
**SAE MALE X BSP FEMALE UNION 5/16" X 3/8"**



**550-00604**  
**SAE MALE X BSP FEMALE UNION 3/8" X 1/4"**



# 4

## GAS EQUIPMENT

**550-00606**  
SAE MALE X BSP FEMALE UNION  
3/8" X 3/8"



**550-00608**  
SAE MALE X BSP FEMALE UNION  
3/8" X 1/2"



**550-00610**  
SAE MALE X SAE MALE DOUBLE UNION  
5/16" X 5/16"



**550-00612**  
SAE MALE X SAE MALE DOUBLE UNION  
3/8" X 3/8"



**550-00614**  
REDUCING UNION 3/8" X 5/16"



**550-00616**  
SAE MALE X SAE MALE DOUBLE ELBOW  
5/16" X 5/16"



**550-00618**  
SAE ALL MALE 3-WAY TEE CONNECTOR  
5/16"



**550-00620**  
SAE ALL MALE 3-WAY TEE CONNECTOR  
3/8"



**550-00622**  
BSP MALE TAPERED X BSP FEMALE  
ELBOW 1/4" X 1/4"



**550-00624**  
SAE FLARE NUT 5/16"



**550-00626**  
SAE FLARE NUT 3/8"



**550-00628**  
SAE REDUCING FLARE NUT 3/8" X 5/16"



**550-00630**  
SAE 45° FLARE BRASS FITTING, MALE  
UNION, 5/16 TUBE, 1/8 BSPT





**550-00632**  
**SAE MALE X BSP TAPERED MALE UNION**  
 5/16" X 1/4"



**550-00634**  
**SAE 450 FLARE BRASS FITTING, MALE**  
 UNION, 5/16 TUBE, 3/8 BSPT



**550-00636**  
**SAE MALE X BSP TAPERED MALE UNION**  
 3/8" X 1/8"



**550-00638**  
**SAE MALE X BSP TAPERED MALE UNION**  
 3/8" X 1/4"



**550-00640**  
**SAE MALE X BSP TAPERED MALE UNION**  
 3/8" X 3/8"



**550-00642**  
**SAE MALE X BSP MALE TAPERED ELBOW**  
 5/16" X 1/4"



**550-00644**  
**SAE MALE X BSP MALE TAPERED ELBOW**  
 5/16" X 3/8"



**550-00646**  
**BALL VALVE BSP FEMALE X BSP**  
 FEMALE 1/4" X 1/4"



**550-00648**  
**FLARED BALL VALVE 5/16" X 5/16" SAE**




**550-00650**  
**FLARED BALL VALVE 3/8" X 3/8" BSP**



**550-00652**  
**FLARED BALL VALVE 1/2" X 1/2" BSP**



**550-00700**  
**GAS TESTING NIPPLE**  
 3/8" flare x 3/8" male



**550-00710****GAS FLOOR SOCKET FEMALE CHROME**

Manufactured from high quality brass and stainless steel. The unit is corrosion resistant and is approved to the AGA requirements. Chrome plated, with the inlet being a 1/2" BSP threaded connection. (7Kpa)

**550-00711****DUST CAP T/S CHROME PLATED BAYONETS**

Dust cover to suit bayonet outlet.

**550-00712****MALE BAYONET SOCKET 1/4" BSP**

Comes with a 1/4" BSP male nipple for screw on attachment to a standard gas hose with compatible female union fittings.

**GAS CYLINDERS****550-01000****MANCHESTER 9KG GRADE 2 GAS CYLINDER POL**

L/H Thread, No Gauge

**550-01010****MANCHESTER 4KG GRADE 2 GAS CYLINDER POL**

L/H Thread, No Gauge

**550-01302****STRAP RATCHET T/S GAS BOTTLE**

Ratchet strap to suit gas bottles.

**CRADLES****550-01050****CRADLE T/S 9KG (GALVANISED)**

With a quick release mechanism.

**550-01060****CRADLE T/S 4KG (GALVANISED)**

With a quick release mechanism.

**550-02010****12V GAS DETECTOR**

Can be installed in homes, motor homes, caravans and the like. It detects a gas leakage and triggers the alarm when the gas level reaches 10% of the LEL (Lowest Explosion Limit) in the air. 120H x 80W x 40D (mm)

**550-01300****GAS BOTTLE SLIDE (WITH THUMB LOCKS)**

Made from mild steel, this slide holds x2 9kg gas bottles.

Weight: 5.2kg

Dimensions: 656 x 280 x 285 (mm)



Lined area for notes with horizontal dashed lines.

Lined writing area with horizontal lines and a dotted baseline.

# SECTION 5



## CARAVAN HARDWARE

(Product Group - 600)

Coast Access Doors	220 - 222
Grab Handles and Cabin Hooks	222 - 223
Thetford Service Doors	223 - 224
Rosettes, Nickels and Door Locks	225 - 227
Valterra Access Hatches	227
Window Parts	227 - 228
DGN Hinges	228 - 229
Caravan Cleaners, Touch Up Paint and Sealers	229 - 234

## HATCHES & VENTS

(Product Group - 650)

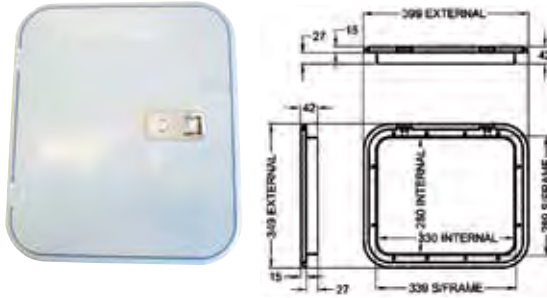
Elixir Mini Vent	234
Ventline Vents and Spares	234 - 236
Unimaxx Replacement Vent Lids	235 - 236
Four Seasons Hatch and Spares	236 - 237
Fantastic Vents and Spares	237 - 238
Fiamma Hatches, Vents and Hatch Spares	238 - 240
MaxxAir Ventilation	240 - 241
Exterior, Rotary and Scupper Vents	241 - 242

## COAST DOORS

Utilise the cavities in your RV body to create much needed storage space and use the Coast Doors to access them. Available in nine handy sizes, the Coast Doors are available in black and white with a smooth and modern finish. Installation has been streamlined - screw holes are pre-drilled and they are supplied as a complete door, meaning there is no need to infill. It features an effective door seal and comes with keys to lock and reopen.

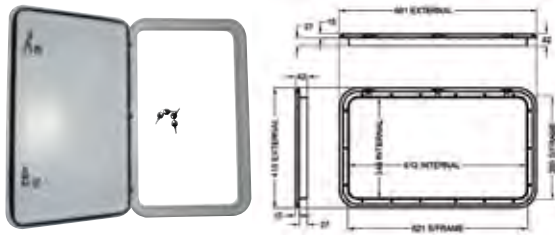
### 600-00000 COAST DOOR 1

Has one centre lock and one set of keys. (M500-100)



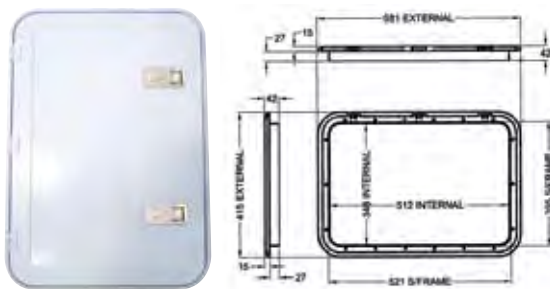
### 600-00002 COAST DOOR 2

Has two locks and two sets of keys. (M500-110)



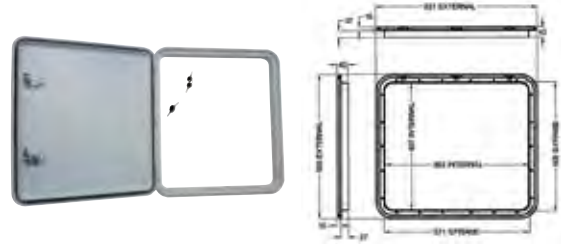
### 600-00004 COAST DOOR 3

Has two locks and two sets of keys. (M500-120)



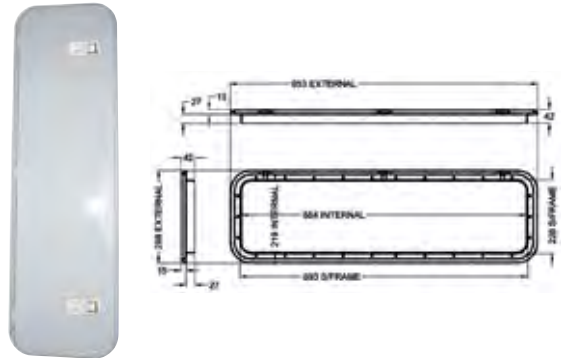
### 600-00006 COAST DOOR 4

Has two locks and two sets of keys. (M500-130)



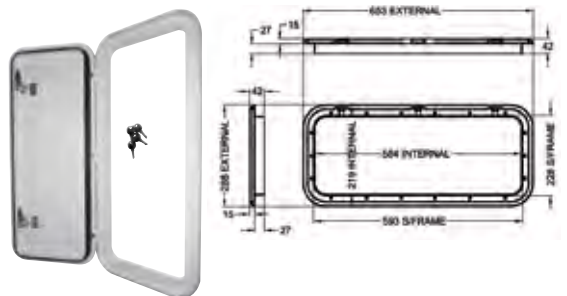
### 600-00008 COAST DOOR 5

Has two locks and two sets of keys. (M500-140)




### 600-00010 COAST DOOR 6

Has two locks and two sets of keys. (M500-150)



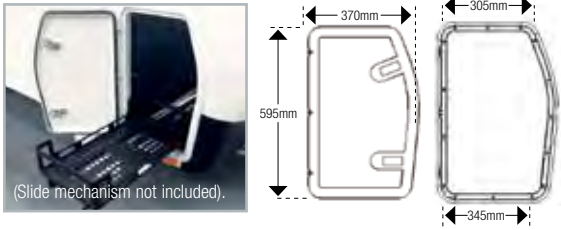
### 600-00012 COAST DOOR 7

Suitable for installation on the 'entry' side of the caravan.



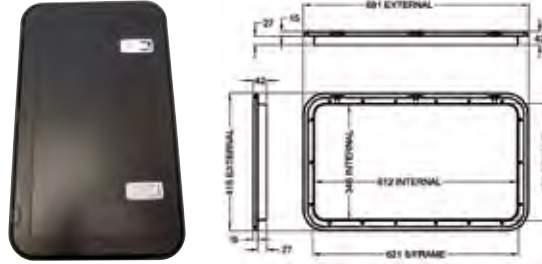
**600-00014**  
**COAST DOOR 8**

Suitable for installation on the 'closed' side of the caravan.



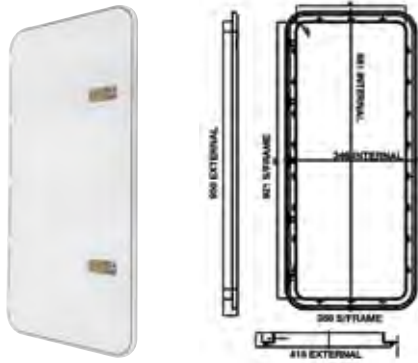
**600-00022**  
**COAST DOOR 2 (BLACK)**

Has two locks and two sets of keys. (M500-210)



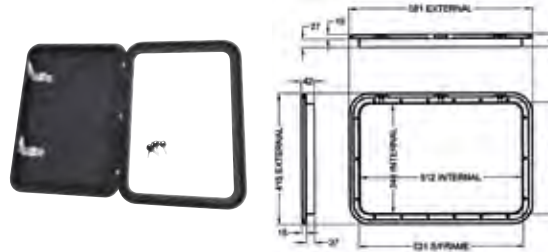
**600-00016**  
**COAST DOOR 9**

Has two locks and two sets of keys.



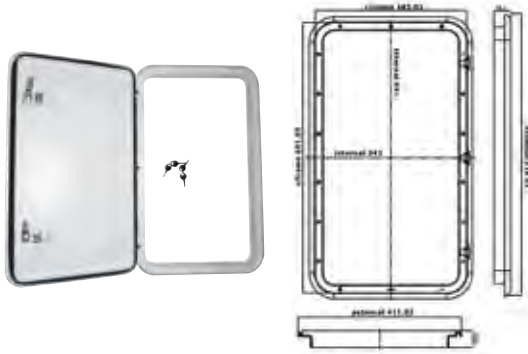
**600-00024**  
**COAST DOOR 3 (BLACK)**

Has two locks and two sets of keys. (M500-220)



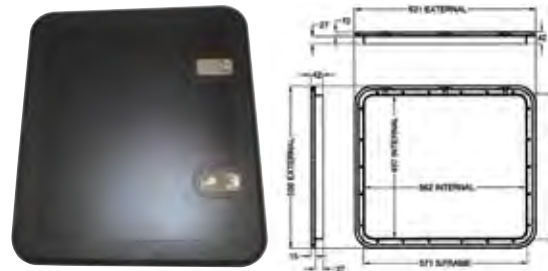
**600-00018**  
**COAST DOOR 10 TUNNEL BOOT DOOR**

Has two locks and two sets of keys.



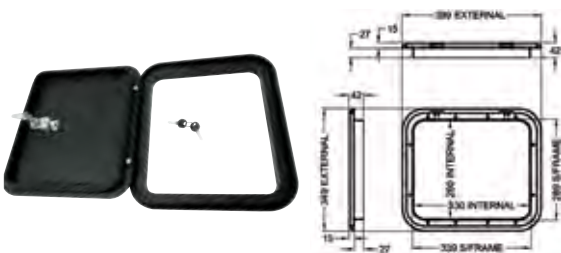
**600-00026**  
**COAST DOOR 4 (BLACK)**

Has two locks and two sets of keys. (M500-230)



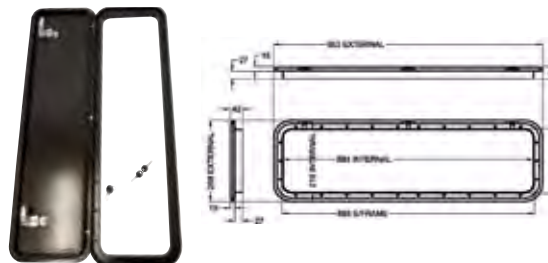
**600-00020**  
**COAST DOOR 1 (BLACK)**

Has one centre lock and one set of keys. (M500-200)

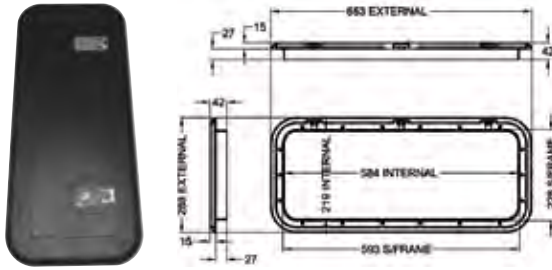


**600-00028**  
**COAST DOOR 5 (BLACK)**

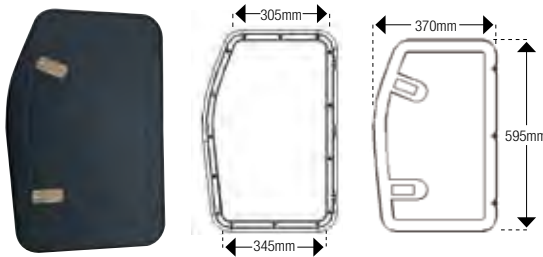
Has two locks and two sets of keys. (M500-240)



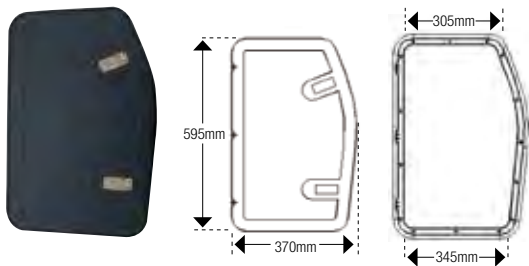
**600-00030**  
**COAST DOOR 6 (BLACK)**  
 Has two locks and two sets of keys. (M500-250)



**600-00032**  
**COAST DOOR 7 (BLACK)**  
 Suitable for installation on the 'closed' side of the caravan.



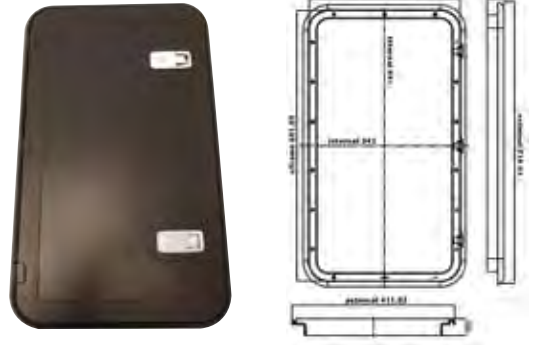
**600-00034**  
**COAST DOOR 8 (BLACK)**  
 Suitable for installation on the 'entry' side of the caravan.



**600-00036**  
**COAST DOOR 9 (BLACK)**  
 Has two locks and two sets of keys.



**600-00038**  
**COAST DOOR 10 (BLACK) TUNNEL BOOT DOOR**  
 Has two locks and two sets of keys.



**600-00357**  
**WHITE DOOR LOCK**  
 Sold as a single lock with a set of keys. Suitable for use on Coast Access Doors



**600-00359**  
**CHROME DOOR LOCK**  
 Sold as a single lock with a set of keys. Suitable for use on Coast Access Doors



## GRAB HANDLES

**600-00110**  
**WHITE METAL GRAB HANDLE 150MM**  
 To suit Jayco.




**600-00112**  
**CHROME METAL GRAB HANDLE 100MM**



**600-00116**  
**CHROME METAL GRAB HANDLE 150MM**





**CABIN HOOKS****600-00148****CHROME CABIN HOOK 75MM****600-00150****CHROME CABIN HOOK 100MM****600-00152****CHROME CABIN HOOK 150MM****600-00154****CHROME CABIN HOOK 200MM****600-00160****EYE TO SUIT CHROME CABIN HOOK****600-00162****RETAINER FOR CABIN HOOK****THETFORD SERVICE DOORS**

Create easy access to areas of your caravan or motor home. These service doors are made from high grade and lightweight plastics making them durable and are supplied with a step-by-step guide (including a template) for easy installation.

**850-01600****SERVICE DOOR TO SUIT THETFORD CASSETTE - WHITE**

Total Dimensions: 385H x 340W (mm)

Door Opening Dimensions: 280H x 330W (mm)

**850-01601****SERVICE DOOR (#3) TO SUIT THETFORD CASSETTE - BLACK**

Total Dimensions: 385H x 340W (mm)

Door Opening Dimensions: 280H x 330W (mm)

**600-00200****THETFORD SERVICE DOOR #4**

Great for gas cylinders and water tanks. Has two push button latches with locks and is available in white.

Total dimensions:

700H x 395W (mm)

Door opening dimensions:

630H x 330W (mm)

**600-00201****THETFORD SERVICE DOOR #4 (BLACK)**

Great for gas cylinders and bbq's. Has two pushbutton latches with locks and is watertight and UV resistant.

Total dimensions:

700H x 395W (mm)

Door opening dimensions:

630H x 330W (mm)



# 5

## THETFORD SERVICE DOORS

### 600-00210 THETFORD SERVICE DOOR #5

Great for water tanks and as a general luggage door. Has two push button latches with locks and is available in white.

**Total dimensions:**

785H x 340W (mm)

**Door opening dimensions:**

730H x 280W (mm)



### 600-00231 THETFORD SERVICE DOOR #7

Service Door 7 is perfect for access to a storage area for large objects, like the camping table and chairs or to use as general luggage door.

**Total dimensions:**

1108 x 346 (mm)

**Door opening dimensions:**

1051 x 282 (mm)



### 600-00211 THETFORD SERVICE DOOR #5 (BLACK)

Great for water tanks and as a general luggage door. Has two pushbutton latches with locks and is watertight and UV resistant.

**Total dimensions:**

785H x 340W (mm)

**Door opening dimensions:**

730H x 280W (mm)



### 600-00233 THETFORD SERVICE DOOR #7 (BLACK)

Service Door 7 is perfect for access to a storage area for large objects, like the camping table and chairs or to use as general luggage door.

**Total dimensions:**

1108 x 346 (mm)

**Door opening dimensions:**

1051 x 282 (mm)



### 600-00220 THETFORD SERVICE DOOR #6

Great as a luggage door or for larger objects. Has three push button latches with locks and is available in white.

**Total dimensions:**

1038H x 465W (mm)

**Door opening dimensions:**

980H x 400W (mm)



### 600-00450 WHITE BAGGAGE DOOR CATCH

ABS plastic catches keep baggage compartments open while loading and unloading for easy access. Easily mounts directly on RV. (Pack of 2)



### 600-00221 THETFORD SERVICE DOOR #6 (BLACK)

Great for large luggage or bulkier items. Has three pushbutton latches with locks and is watertight and UV resistant.

**Total dimensions:**

1038H x 465W (mm)

**Door opening dimensions:**

980H x 400W (mm)



### 600-00299 THETFORD HINGE PIN FOR SERVICE DOORS 3, 4 AND 5



**600-00510**

**PUSH BUTTON CATCH MINI**

Has a 20mm ring. Please order 600-00512 and 600-00522 and 600-00524/600-00516 to make a complete kit.



**600-00512**

**STRIKER PLATE NICKEL ANGLED**

Please order 600-00510 and 600-00522 and 600-00524 /600-00516 to make complete kit.



**600-00516**

**ROSETTE & KNOB GOLD**

(Please order 600-00510 and 600-00512 to make complete kit).



**600-00520**

**PUSH BUTTON LOCK (BROWN)**

A larger version of 600-00510.

Dimensions: 35L x 48H x 20D (mm) and has a 25mm ring.



**600-00522**

**PUSH CATCH ROSETTE ONLY NICKEL 19MM**

Please order 600-00510, 600-00512 and 600-00524 to make a complete kit.



**600-00524**

**PUSH BUTTON CATCH KNOB ONLY NICKEL 19MM**

Please order 600-00510, 600-00512 and 600-00524 to make a complete kit.



**MILENCO COLUMBIA DOORS**

Feel safer on your next adventure with the Columbia door, an attractive caravan entrance door built with safety in mind.



**650-00654**

**MILENCO MEDIUM COLUMBIA DOOR - WHITE/BLACK FRAME RH (1750 X 622MM)**

**650-00655**

**MILENCO MEDIUM COLUMBIA DOOR - BLACK/BLACK FRAME RH (1750 X 622MM)**

**650-00656**

**MILENCO MEDIUM COLUMBIA DOOR - WHITE/BLACK FRAME LH (1750 X 622MM)**

**650-00657**

**MILENCO MEDIUM COLUMBIA DOOR - BLACK/BLACK FRAME LH (1750 X 622MM)**

**650-00658**

**MILENCO LARGE COLUMBIA DOOR - BLACK/BLACK FRAME RH (1850 X 622MM)**

**650-00659**

**MILENCO LARGE COLUMBIA DOOR - BLACK/BLACK FRAME LH (1850 X 622MM)**

**CAMEC DOOR LOCKS****600-00690****MAIN DOOR LOCK (LEFT HAND)**

Suitable for use with Camec's 3-point, left hinged main door.

**600-00692****MAIN DOOR LOCK (RIGHT HAND)**

Suitable for use with Camec's 3-point, right hinged main door.

**600-00694****MAIN DOOR LOCK (INNER HANDLE KIT)**

Suitable for use with Camec's 3-point door lock, comes with the spindle and screw.

**600-00696****MAIN DOOR LOCK (OUTER HANDLE KIT)**

Suitable for use with Camec's 3-point door lock, comes with the outer handle and torsion spring.

**600-00699****CAMEC BARREL & KEY T/S MAIN DOOR LOCK**

Replacement barrel and key to suit Camec three point main door lock.

**PANORAMA DOOR LOCKS****600-00600****PANORAMA DOOR LOCK COMPLETE****600-00602****PANORAMA DOOR OUTER LOCK WITH KEYS****600-00604****PANORAMA INNER LOCK ONLY****TRIMATIC DOOR LOCKS****600-00620****TRIMATIC DOOR LOCK COMPLETE****600-00622****TRIMATIC DOOR LOCK OUTER LOCK WITH KEYS**

**600-00624**  
**TRIMATIC DOOR INNER LOCK ONLY**



**600-00706**  
**VALTERRA 5" ACCESS HATCH BLACK**



**VALTERRA ACCESS HATCHES**

- > 4" and 5" inner diameter
- > Made of UV resistant ABS material which prevents fading
- > Waterproof seal prevents leakage
- > Replaces existing hatches
- > Hole pattern matches most original hatch rings
- > Provides access to plumbing, electrical, cargo areas and hose compartments
- > Use on your RV, boat, horse trailer and more!

**600-00700**  
**VALTERRA 4" ACCESS HATCH WHITE**



**600-00702**  
**VALTERRA 4" ACCESS HATCH BLACK**



**600-00704**  
**VALTERRA 5" ACCESS HATCH BLACK**



**WIND OUT WINDOW CONTROL BOXES**

**600-01100**  
**WOW BOX LARGE R/H**  
Dimensions: 295L x 30W (mm)



**600-01110**  
**WOW BOX LARGE L/H**  
Dimensions: 295L x 30W (mm)



**600-01120**  
**WOW BOX SMALL R/H**  
Dimensions: 190L x 30W (mm)



**600-01130**  
**WOW BOX SMALL L/H**  
Dimensions: 190L x 30W (mm)



**600-01140**  
**WOW LINK BOX**



**600-01150**  
**WOW WINDER HANDLE**



**600-01160**  
**WOW CORNER INSERT PLASTIC**



**600-01170**  
**WOW SLIDE LOCK AND LEVER**



**600-01180**  
**WOW END PLUG**



### PROTECTOR SHADE STAYS

**600-01500**  
**SHADE STAY 100MM**



**600-01502**  
**SHADE STAY 200MM**



**600-01504**  
**SHADE STAY 250MM**



### PLASTIC GRAB HANDLES

These grab handles are sleek with a robust design. Available in white or black, they are easy to install. It involves a simple process of attaching the handle with four screws. Once done, the screws can then be covered up using the end caps provided.  
Dimensions: 170L x 45W (mm)

**600-02000**  
**WHITE PLASTIC GRAB HANDLE**



**600-02010**  
**BLACK PLASTIC GRAB HANDLE**



**600-02030**  
**LED GRAB HANDLE BLACK (12V)**

Add some style to an RV entry with this grab handle. It has a blue glow that can be turned on or off via a red button. It is also simple to attach with two screws and two gaskets.



### DGN HINGES

**600-03002**  
**DGN SHORT HINGE FOR TOP AND BOTTOM CUPBOARD C/W SOFT-CLOSE**

- > D.G.N. hinges are tested for more than 80,000 opening and closing operations and are lubricated with silicone for a better protection.
- > Has an integrated Soft Close Mechanism making it very quiet and controlled on closing.



**600-03004****DGN HORIZ. MOUNT HINGE FOR TOP CUPBOARD W/ UPWARD FLAT/CURVED DOOR NO SOFT-CLOSE**

- > New and extremely strong hinge from DGN.
- > Has two integrated springs and is protected by an international patent.
- > Its strength means that the locker door will remain perfectly open for years and years.

**600-03006****DGN HORIZ. MOUNT HINGE FOR TOP CUPBOARD W/ UPWARD FLAT/CURVED DOOR C/W SOFT-CLOSE**

- > Heavy duty caravan and RV door hinge.
- > This new hinge has an integrated Soft Close Mechanism making it very quiet and controlled on closing.

**600-03010****DGN VERT. MOUNT HINGE FOR TOP CUPBOARD W/ UPWARD FLAT/CURVED DOOR C/W SOFT-CLOSE**

- > Features spring force regulation that allows the hinge to be mounted on various sized doors.
- > Open angle regulation means the hinge can be set to open to the desired angle.

**600-05302****CAMCO PRO-STRENGTH BLACK STREAK REMOVER**

A specially formulated cleaner and degreaser that is ready to use and powers away stubborn black streaks resulting from window and door sealants, bugs, tar, grease, oil and dirt that have built up over time, helping to restore a like-new appearance. Not for use on rubber or membrane roofs. Comes in a 946ml spray bottle.

**600-05322****CAMCO PRO-STRENGTH WASH AND WAX**

A blend of natural waxes and emulsifiers that will clean, shine and protect your RV in one easy application. It does not require any buffing and thanks to 100% Carnauba Wax being used in its formula, it leaves behind a water resistant surface that promotes a beading action. Safe for use on all finishes. Comes in a 946ml spray bottle.

**600-05332****CAMCO PRO-STRENGTH AWNING CLEANER**

Safely removes mould stains, dirt, tree sap and road grime from your awning. It is specially formulated to clean vinyl, nylon, acrylic and fabric awnings, and is also great for use on tents and pop-up campers. Breathe new life into your awning or tent and help restore a like-new appearance. Comes in a 946ml bottle.

**600-05340****FTC RV COLOUR FINISH RESTORER**

Restore shine and make the paint sparkle again on dull and weathered RV's. Non abrasive formula also cleans striping and trim. (946ml Spray bottle) Not suitable for fiberglass exteriors.

**600-05350****RV BUG & TAR REMOVER**

Cut through bug and tar buildup from everyday use. Thicker formula clings to the surface wherever it's sprayed for concentrated power. Safe for all exterior vehicle surfaces, including clearcoat and gelcoat. Biodegradable (946ml spray bottle)



**600-05370****CAMCO RV WATER PROOFER**

This RV awning water proofer waterproofs and protects by restoring water-repelling qualities to fabric. It is great for outdoor furniture, pop-up campers, RV covers and tents and lasts through several washings (650ml bottle).

**600-05382****CAMCO PRO-STRENGTH MILDEW STAIN REMOVER**

Safely cleans mildew stains, black streaks, tree sap, tyres, wheel and even grills. It is specially formulated to power away stains caused by mildew in and around your RV. Use it to clean your awning, vinyl cover, chair cushions and many other surfaces. Also great for use on grease, oil and other heavy duty cleaning thanks to its professional strength. Comes in a 946ml spray bottle.

**600-05390****CAMCO PREMIUM WAX SEALANT**

Helps to keep your RV looking like a showroom model. It beads better, shines better and lasts longer than other liquid waxes. For best results, first remove excess dirt with a wash. Tip: Do not wash your RV's surface for two days after waxing as it allows the polymer shield time to form a protective hard barrier. (470ml Bottle)

**VUPLEX PLASTIC CLEANER**

VuPlex was designed for the Aviation Industry but its uses have since expanded to boats, windows, motorcycles, automotive, caravans and even around the home or office. It offers an effective solution to cleaning and maintaining plastics with minimal effort. VuPlex works by cleaning the surface using safe ingredients that won't damage the plastic. The spray solution applies a fine wax coating to the surface which acts as a protectant from micro-scratching. It also acts as a water barrier, protecting the plastic from ageing and break down of clarity. Uses are endless and can be used on polished metals, clear and coloured plastics, painted and glass surfaces. Available in two sizes.

**600-05400****VUPLEX PLASTIC CLEANER (200G)****600-05410****VUPLEX PLASTIC CLEANER (375G)****600-05450****CHAMOIS MEDIUM 430 X 320****600-05452****SPONGE LARGE ABSORBENT CONTOURED**



**600-05454****COAST CLEANING KIT PACK OF 11PCS**

The Coast RV Cleaning Kit has everything you need to keep your pride and joy in pristine condition.

**Kit Contains**

- > Chenille and towel fabric mitt
- > Microfibre towel waxing pad
- > Glass towel x 2
- > Wrap knitted towel x 2
- > Suede cloth x 2
- > Chamois
- > Honey comb sponge
- > Tyre brush
- > Zip up storage bag

**600-05456****COAST CLEANING CLOTH PACK OF 4PCS**

This kit of cleaning cloths gives you all the right tools for the job.

**Kit Contains**

- > **Interior Cloth:** For keeping your dashboard, vents and all hard interior surfaces free of dust and grime.
- > **Glass Cloth:** Quickly remove greasy smears, finger marks and grime from windows, mirrors, chrome or polished surfaces.
- > **Drying Cloth:** A thick microfiber cloth that quickly absorbs water from any surface. Perfect for cleaning the car and wiping away water marks.
- > **Suede Cloth:** High quality, soft and lightweight ideal for cleaning and polishing delicate surfaces.

**600-05500****CAMCO TST PROBE CLEANER**

TST Probe Cleaner is a super concentrated liquid that attacks the residue on probes that causes them to malfunction.

**CARAVAN TOUCH UP PAINT**

A powdercoat professional touch up paint, allowing you to repair minor chips and scratches. It has been formulated to match Colorbond® and powdercoat finishes and is suitable for: roofing, aluminium windows, guttering and down spouts, fencing, caravans/ motorhomes, aluminium and steel doors, gardening equipment, railings and boats.

**600-06010****CARAVAN TOUCH UP PAINT  
VIOLET TONE WHITE  
- 150G AEROSOL****ROOF SEALER**

Elixir roof coating seals off and provides superior reflectivity helping to lower interior temperatures. It is UV resistant and expands and contracts with the roof.

**600-05020****ROOF SEAL 1L WHITE**

Coverage: 5m<sup>2</sup> p/L

Application: Brush, roller, spray gun

Touch Dry: 1-1.5 hours

Not suitable for rubber roofs

**600-05024****ROOF SEAL 4L WHITE**

Curing Time: 24 Hours

Not suitable for rubber roofs




**DICOR LAP SEALANT****600-05050****DICOR LAP SEALANT FOR RUBBER ROOFS (11OZ CARTRIDGE)****600-05052****DICOR LAP SEALANT FOR VERTICAL SURFACES**

Non-sag and non-levelling, 10.3oz cartridge

**600-05100****DICOR RUBBER ROOF REPAIR KIT**Repair kit includes lap sealant and rubber patch.  
Patch size: 230 x 250mm**600-06100****EZYCAULK CAULKING COMPOUND**

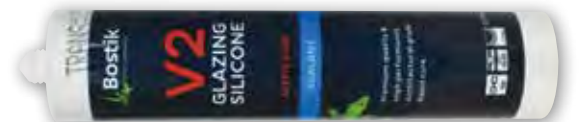
Ezycaulk caulking compound 500g tube (white). Caulking butyl rubber sealant is a soft type of non hardening water and dust proofing compound that forms a tough skin but remains permanently soft. Adheres to most common materials i.e. Aluminium, wood, sheet metal and concrete.

**5C SILICONE SEALANT**

VEC5CLM silicone is suitable for weather proofing, aluminium, concrete, glass and where a premium quality silicone sealant is required as a high movement weather seal. Will accommodate approx 50% movement of the original joint.

**600-06110****SILICONE SEALANT VEC5CLM NON ACETIC 370G TUBE GREY****600-06112****SILICONE SEALANT VEC5CLM NON ACETIC 370G TUBE WHITE****V2 SILICONE SEALANT ACETIC CURE**

V2 Silicone Sealant acetic cure 300g tube Clear. V2 Silicone sealant is an acetic curing silicone, suitable for glazing applications. Structural fin and butt glazing, fish tanks, ceramics and painted surfaces.

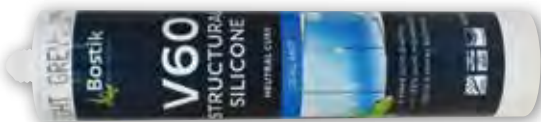
**600-06120****V2 SILICONE SEALANT ACETIC CURE 300G TUBE WHITE****600-06122****V2 SILICONE SEALANT ACETIC CURE 300G TUBE CLEAR****V4 SILICONE SEALANT NON ACETIC**

V4 Silicone sealant is a non acetic curing silicone, suitable for aluminium, perimeter glazing, masonry to metal, high movement applications, potable water tanks, plastics etc. Will accommodate approx 35% movement of the original joint.

**600-06130****V4 SILICONE SEALANT NON ACETIC 370G TUBE WHITE**

**V60 SILICONE SEALANT NON ACETIC**

V60 Silicone sealant is a non acetic curing silicone, suitable for all types of glazing and waterproofing, structural fin and butt glazing, mirrors, aluminium, metal roofing etc. Will accommodate approx 35% movement of the original joint.

**600-06140****V60 SILICONE SEALANT NON ACETIC  
300G TUBE CLEAR****600-06142****V60 SILICONE SEALANT NON ACETIC  
300G TUBE WHITE****600-06144****V60 SILICONE SEALANT NON ACETIC  
300G TUBE - BLACK****600-06146****V60 SILICONE SEALANT NON ACETIC  
300G TUBE - GREY****Z-BOND PLUMBERS ROOF  
& GUTTER SILICONE**

Z-Bond roof and gutter silicone, suitable for sheet metal, aluminium, zincalume, cladding, portable water tanks, etc. Will accommodate approx 25% movement of the original joint.

**600-06150****PLUMBERS ROOF AND GUTTER SILICONE  
300G TUBE CLEAR****Z-BOND NO NAILS CONSTRUCTION  
ADHESIVE**

Z-Bond No Nails construction adhesive is designed for use as an alternative bonding method to nails, screws and rivets etc. No nails is designed for use with wood, plaster board, particle board, masonry, sheet metal, zincalume, wall cladding, ceramics, aluminium, painted surfaces, steel, concrete, brick, floor panels, polystyrene and urethane foam.

**600-06160****NO NAILS CONSTRUCTION ADHESIVE  
320G TUBE BEIGE****SIMSON ISR**

ISR 70-03 is a good compromise between an adhesive and a sealant. Suitable for elastic bonding and sealing in caravan construction. Available in black and white.

- > Solvent, isocyanate- and PVC free.
- > Very good UV-resistance and ageing properties.
- > In general good adhesion on several substrate without the use of a primer.
- > Permanent elastic within temperatures from -40°C to +120°C.
- > Neutral, odourless and fast curing.
- > Paint compatible with most industrial paint- or lacquer systems, both alkyd resin and dispersion based (due to the large scale of different types of industrial paints a paint compatibility test is recommended).
- > Paintable after skin forming (wet on wet); this will not influence the curing speed

**600-06170****SIMSON ISR 70-03 BLACK****600-06172****SIMSON ISR 70-03 WHITE**



**600-06210  
STRIP CAULKING**

An ideal sealant for face fixed window flanges, edge moulds etc. It is easily thumbed into place and smoothed with a finger in instances when a soft, non-hardening material is needed. It is waterproof and will not shrink. (Sold per 16' roll - 4.9m)


**TAPE FOAM GREY PVC SEALING**

This general purpose foam tape is manufactured for use in applications requiring positive seals on irregular surfaces or when flex and conformability to tight radius curves are critical considerations.

- > Low density foam is easy to compress and conformable, but is still strong and resilient
- > Insulates against temperature, sound and vibration
- > Formulated from durable Poly Vinyl Chloride (PVC) for long service life.
- > Closed cell structure completely seals our air, moisture, light and dust when compressed at least 30%.

**250-02500  
6.4MM THICK X 12MM X 15.2M****250-02502  
9.5MM THICK X 12MM X 7.0M****250-02504  
12.7MM THICK X 12MM X 7.0M****250-02506  
6.4MM THICK X 18MM X 15.2M****250-02508  
9.54MM THICK X 18MM X 7.0M****250-02510  
12.7MM THICK X 18MM X 7.0M****650-00070  
ELIXIR MINI VENT**  
Elixir mini vent 9" x 9"**650-00080  
VENTLINE 14" X 14" METAL VENT**

This vent does not have a fan, but does have an extra strong galvanized steel roof flanges in a painted white finish. It has a screw-in mount, while the dome is styled with an aerodynamic shape in white polypropylene. The screen frame has been designed with stylish radius corners (curved) and comes in two removable pieces which is great for cleaning.

**650-00090  
VENTLINE 14" X 14" METAL VENT  
(WITH FAN)**

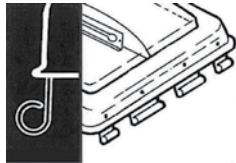

This Ventline Vent has a 12V DC motor making it able to power a fan for faster air delivery. Like 650-00080, it also has extra strong galvanized steel roof flanges in a painted white finish and mounts onto the roof of your RV with screws. The dome is also white with an aerodynamic design. The screen frame also has radius corners and consists of two removable pieces.  
**Cut-out required: 14 1/4" (36.2cm)**



## REPLACEMENT PLASTIC LID (VENTS)

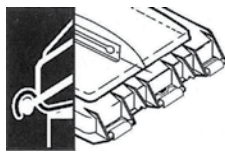

**650-00210**

**REPLACEMENT PLASTIC LID FOR OLD  
STYLE JENSEN 14" X 14" VENT**



**650-00212**

**REPLACEMENT PLASTIC LID FOR  
NEW STYLE JENSEN 14" X 14" VENT**




**650-00214**

**JENSEN HATCH 14"X14" BLACK LID  
ONLY T/S NEW TYPE**

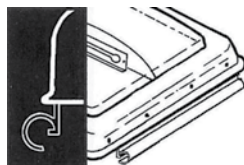
Camco's Black Polypropylene Replacement Vent Lid for Jensen with pin hinge is impact-resistant and comes preassembled. It includes all mounting hardware for quick, easy installation on all 14" x 14" RV vents. Hardware is rust resistant.

- > Made of durable, impact resistant polypropylene
- > Includes rust-resistant mounting hardware
- > Fits all 14 inch x 14 inch RV vents and replaces Jensen pre 1994 pin style vents
- > Reinforced center bar for added strength and stability
- > Vent lid is pre-assembled for quick and easy installation



**650-00230**


**REPLACEMENT PLASTIC LID FOR OLD  
STYLE ELIXIR 14" X 14" VENT**



**650-00240**


**REPLACEMENT PLASTIC LID FOR  
VENTLINE 14" X 14" VENT**

(to suit old metal clip connection)



**650-00250**

**VENTLINE VENT REPLACEMENT LID  
- SMOKE**



**650-00450**

**VENTLINE REPLACEMENT LID**

White lid only, to suit new style plastic clip connection.



## UNIMAXX UNIVERSAL VENT LID REPLACEMENT KIT

Replace damaged or old vent Lids with one, easy-to-install universal vent lid. The Unimaxx universal vent lid takes the hassle out of having to know what year your current lid was manufactured and who manufactured it! Replaces damaged vent lids on Elixir, Hengs, Jensen, Ventline and other roof vent assemblies.

- > Eliminates the need to match hinge types.
- > Preassembled
- > Includes all mounting hardware
- > Uv enforced polypropylene
- > Rust resistant hardware
- > Available in White and Smoke

**650-00260**

**UNIMAXX UNIVERSAL VENT LID  
REPLACEMENT KIT WHITE**



**650-00262**  
**UNIMAXX UNIVERSAL VENT LID**  
**REPLACEMENT KIT SMOKE**



**JENSEN SPARES**

**650-00400**  
**WINDER HANDLE FOR JENSEN HATCH**



**650-00404**  
**FAN BLADE FOR JENSEN HATCH**



**VENTLINE SPARES**

**650-00452**  
**BLACK ELEVATING KNOB**  
 Replacement knob only to open/close the vent lid.



**650-00454**  
**VENTLINE 6" FAN BLADE**  
 A plastic fan blade to suit the Ventline 14" x 14" vent.



**650-00456**  
**VENTLINE REPLACEMENT FLY SCREEN**  
 With plastic framework and metal mesh, this replacement fly screen suits 14" x 14" Ventline vents with or without a fan.



**650-00458**  
**VENTLINE OPERATOR SHORT SHAFT**  
 Suits the old style connection, (spring locking clip with crank).



**650-00460**  
**VENTLINE OPERATOR SHORT SHAFT**  
 Suits the new style connection, has a plastic slide clip with crank.



**AUSTRALITE FOUR SEASONS HATCH SPARES**

**650-00554**  
**FOUR SEASONS LIFT MECHANISM**



**650-00556**  
**FOUR SEASONS HATCH FLY SCREEN**



**650-00560****INTERNAL FRAME TO SUIT NEW FOUR SEASONS HATCH 50MM**

(part number 650-00595)

**650-00562****INTERNAL FRAME TO SUIT NEW FOUR SEASONS HATCH - 70MM**

(part number 650-00595)

**650-00597****AUSTRALITE FOUR SEASONS EVOLUTION HATCH 600 X 600**

- > Fully designed and tested in Australia for Australasian conditions
- > Retains Camec's famous 4 season functionality
- > Classic 660x660 square cutout means no change, and also makes it retrofittable to upgrade your old 4 seasons hatch
- > Passive ventilation increased to 223cm<sup>2</sup> (was 161cm<sup>2</sup> on previous model)
- > Ergonomic vent controls
- > Each door has three opening positions (closed, rain mode, fully open)
- > New elegant design, matching the 500x700 4 Seasons Evolution Roof Hatch
- > Tough ASA construction resulting in improved sealant adhesion
- > Easy installation from inside the RV
- > Air Deflector integrated into housing.
- > No additional components required.

**FANTASTIC VENTS****650-01011****FANTASTIC VENT 2250 WITH WHITE ARCHED LID**


A ceiling controlled fan with three fan blade speeds. It fits the standard 14" x 14" opening and has a manual lift dome. It operates quietly and features a built-in thermostat, reversible airflow and a high profile base. Comes with a 2yr manufacturer's warranty.

**Weight:** 12lbs (5.4kg)**650-01021****FANTASTIC VENT 3350 WITH WHITE ARCHED LID**

A ceiling controlled fan with three fan blade speeds. It fits the standard 14" x 14" opening and has a power lift dome with a manual override in case of emergency. It operates quietly and features a built-in thermostat, reversible airflow, an automatic 'close' function (if the rain sensor gets wet) and a high profile base. Comes with a 2yr manufacturer's warranty.

**Weight:** 12lbs (5.4kg)**650-01030****FANTASTIC VENT 4 1/4" WHITE GARNISH**

Suitable for use with 5000RBT, 6000RBT, 2250 and 3350.

**Cut Out Dimensions:** 345W x 345D (mm)

**650-01064**  
**LID ONLY FOR FANTASTIC VENT**  
**"WHITE"**



**650-02012**  
**FIAMMA ROOF HATCH 160**

With an elegant and aerodynamic design, the Roof Hatch 160 is quiet, thanks to the new outside cover and rubber seal. Its watertight system guarantees rain streams down without the possibility of it coming in. Made with quality UV-resistant material, it also features an adjustable centre support arm. Can be installed on roofs with depths from 25-50mm. Supplied with a permanent airflow system and mosquito net.

Required cut-out dimensions: 390 x 390 (mm)




**650-02018**  
**FIAMMA TURBO VENT 160**

Installs in 380mm - 400mm openings with 300mm 10 Blade 12V Fan with polar control thermostat.




**650-02030**  
**FIAMMA KOMBI 50CM X 50CM HATCH**  
**WHITE**

Opening on all four sides with convenient handles, the Kombi Hatch maintains constant RV ventilation. It is available with a roller blind which has a dark roller and a mosquito screen.




**650-02031**  
**FIAMMA KOMBI HATCH 50 X 50 VENT**  
**CRYSTAL WITH ROLLER BLIND SYSTEM**

Opening on all four sides with convenient handles, the Kombi Hatch maintains constant RV ventilation. Comes with a roller blind which has a dark roller and a mosquito screen.



**650-02204**  
**FIAMMA WHITE LID FOR VENT 50X50**  
**(98683-118)**



**650-02350**  
**FIAMMA VENT 50X50 LEFT ARM**  
**(98683-054)**



**650-02352**  
**FIAMMA VENT 50X50 RIGHT ARM**  
**(98683-055)**



**650-02040**  
**FIAMMA VENT 28**

Ideal for airing small spaces, this rooflight does not have a fan. It is supplied with a permanent airflow system and a mosquito screen. Suitable for installation on roofs with a max thickness of 8.5cm.

Required cut out:  
 28 x 28cm





**650-02041****FIAMMA VENT 28 CRYSTAL**

Ideal for smaller spaces such as a bathroom or kitchen, the Vent 28 is made from impact and UV-resistant materials. It is supplied with a permanent airflow system and a mosquito screen to keep bugs out. It also features an aerodynamic shape which not only ensures a watertight system, but it also eliminates the need for a spoiler. For installation on roofs with a thickness ranging from 2.5 - 5.0 cm

**650-02042****FIAMMA TURBO 28**

The Turbo 28 provides fresh air for your RV's bathroom or kitchen. It comes with a fan (18cm in diameter), permanent airflow system and mosquito screen. Suitable for installation on roofs with a max thickness of 8.5cm. Required cut out: 28 x 28cm



**650-02044****FIAMMA VENT 28 TURBO CRYSTAL  
280MM X 280MM**

The Vent 28 Turbo is similar to the Vent 28 Crystal (above) except that it features an 18cm diameter fan, powered by 12V.

**Weights:** 2.4kg

**Max Air Flow:** 9m<sup>3</sup>/min

**Permanent Air Flow:** 50cm<sup>2</sup>

**FIAMMA HATCH SPARE PARTS****650-02200****STANDARD LID FOR FIAMMA  
14" X 14" HATCH****650-02202****LID 160 FOR FIAMMA 14" X 14" HATCH****650-02208****FIAMMA WHITE LID ONLY T/S VENT 28****650-02210****HANDLE EXTENSION KIT FOR FIAMMA  
STD. 14" X 14" HATCH****650-02214****WINDING ARM ONLY FOR FIAMMA  
14" X 14" HATCH**

**650-02216**  
**WINDING HANDLE KIT ONLY FOR**  
**FIAMMA TURBO VENT 1**



**650-02222**  
**FIAMMA UNIVERSAL KNOB & EXTENSION**  
**KIT**

This universal extension kit allows Fiamma vents to be installed on thicker roofs with thicknesses from 3-8.5cm.



**650-02314**  
**FIAMMA ROLLO VENT 40**

A roller blind system that is suitable for use on Fiamma 40cm x 40cm vents. It is fixed to the existing vent frame using the screws provided and still allows for permanent ventilation thanks to its side inlets.

Weight: 0.1kg



**650-99000N**  
**FIAMMA ROOF HATCH 14"X14"**  
**(CRYSTAL LID)**

Made from quality UV-resistant material, the Crystal Roof Hatch provides permanent airflow ventilation and has a mosquito screen to keep out the bugs. It has an aerodynamic design so a spoiler is not required for installation. The outer cover has an exclusive, patented rubber seal which guarantees a watertight system. It is interchangeable with older 40 x 40 cm Fiamma roof lights, as well as 36 x 36 (cm) - 42 x 42 (cm) roof lights thanks to the reinforced frame. To block out the sun, the Fiamma Rollo Vent 40 can be purchased.

Weights: 2.8kg



## MAXXAIR VENTILATION SYSTEMS

RV ventilation has never been easier than with a MaxxFan. They've been used in the US RV market since 1988, and they are now exclusively available from Coast to Coast. The MaxxFan Plus and the MaxxFan Deluxe, both have a manual option and an electric opening option, and they also have a ceiling mounted control panel that is easy to use and read.

**Some other features include:**

- > Removable flyscreen - simply twist the L-clamps and remove for cleaning!
- > Installs onto all standard 14" x 14" (356mm x 356mm) roof openings
- > Powerful 10-speed fan motor
- > Fan can run even if the lid is closed (select 'Ceiling Fan Mode') and can be used in "intake" and "exhaust" modes
- > Provides over 900CFM, keeping your RV cool and comfortable
- > Twin lifting arms limit vibrations cause by wind when in the 'open' position




Removable Flyscreen



Twin Lifting Arms

**650-03010**  
**MAXXFAN PLUS WITH THERMOSTAT AND**  
**MANUAL LIFT**

Specifications	
Amp Draw on High	2.6A
Amp Draw on Low	0.17A
Dimensions (closed)	461L x 420W x 97H (mm)
Dimensions (open)	461L x 420W x 311H (mm)
Installed Weight	4.1kg
Roof Thickness	50mm (min) - 110mm (max)



### 650-03012 MAXXFAN PLUS WITH THERMOSTAT, POWER LIFT, RAIN SENSOR AND REMOTE

Specifications	
Amp Draw on High	2.6A
Amp Draw on Low	0.17A
Dimensions (closed)	461L x 420W x 97H (mm)
Dimensions (open)	461L x 420W x 311H (mm)
Installed Weight	4.1kg
Roof Thickness	50mm (min) - 110mm (max)



### 650-03014 MAXXFAN DELUXE WITH RAIN DOME, THERMOSTAT AND MANUAL LIFT

Specifications	
Amp Draw on High	2.5A
Amp Draw on Low	0.16A
Dimensions (closed)	589L x 421W x 128H (mm)
Dimensions (open)	589L x 421W x 230H (mm)
Installed Weight	5.4kg
Permanent Airflow	82cm <sup>2</sup>
Roof Thickness	25mm (min) - 90mm (max)



### 650-03016 MAXXFAN DELUXE WITH RAIN DOME, THERMOSTAT, POWER LIFT AND REMOTE

Specifications	
Amp Draw on High	2.5A
Amp Draw on Low	0.16A
Dimensions (closed)	589L x 421W x 128H (mm)
Dimensions (open)	589L x 421W x 230H (mm)
Installed Weight	5.4kg
Roof Thickness	25mm (min) - 90mm (max)



### 650-04000 AERO FLO VENT COVER FOR 14" X 14" ROOF VENT

Get high flow fresh air ventilated throughout your RV in rain or sunshine. It has a swing open top for easy cleaning and because it has vents on three sides it has 30% more open vent area than some other vent covers. Made from UV stabilized resin it mounts easily to existing 14" x 14" roof vents.



### 650-04020 MAXXAIR STANDARD VENT COVER


Translucent White



### 650-04030 CAMCO LIGHTS OUT RETRACTABLE RV ROOF VENT SHADE

Camco RV Cream Retractable Lights Out Vent Shade prevents light from shining into RV sleeping quarters at night. Easily mounts to ceiling and retracts into the space-efficient housing to allow light inside during the day. Opens to 14-1/8" x 19". Durable, lightweight vinyl's reflective finish reflects heat to keep RV cool.

- > Easy installation
- > Reflects heat to keep the RV cool
- > Opens to 14-1/8" x 19"
- > Prevent light from shining into RV at night
- > Easily retracts to let light in during the day



### 650-04100 MULLER WHITE PVC EXTERIOR VENT

Muller White PVC Exterior Vent



**650-04110****ROTARY VENT PLASTIC WHITE**

Manufactured from high grade plastic (abs), exceptional on transportation vehicles such as buses, RV's, animal transport vehicles, delivery vans and marine vessels. Has a corrosion resistant stainless steel centre shaft.  
**Dimensions:** 240D x 120H (mm)

**650-04150****SCUPPER VENT WHITE (SMALL)**

Powder coated aluminium in white with one spring.  
**Dimensions:** 170L x 112W (mm)

**650-04155****SCUPPER VENT CUSTOM BLACK - SMALL**

Helps to pressurize the RV interior powder coated aluminium in black with a spring loaded door.

**650-04160****SCUPPER VENT INTERNAL FRAME PLASTIC**

Suitable for use with the small vent only (i.e. with 650-04150).

**650-04170****SCUPPER VENT WHITE (LARGE)**

Powder coated aluminium in white with two springs.  
**Dimensions:** 242L x 149W x 20H (mm)

**650-04175****SCUPPER VENT INTERNAL FRAME FOR LGE VENT****650-04178****SCUPPER VENT REPAIR KIT FOR SMALL VENT****650-04179****SCUPPER VENT REPAIR KIT FOR LARGE VENT**

Lined area for notes



# SECTION 6



## MAJOR APPLIANCES

(Product Group - 700)

Rangehoods	246
Washing Machines and Spare Parts	247 - 249
Fridge Fans	250
Waeco Refrigeration	250 - 254
Dometic Refrigeration and Accessories	254 - 257
Thetford Refrigeration	258 - 261
Thetford Cooking Appliances	261 - 266
Smev Cooking Appliances	266
Lido Stoves	267
Barbeques	267 - 268
Sphere Microwave	268
My Coolman Fridges	269 - 270
Sphere RVX Fridge Freezers	271 - 273

**ELECTROLUX RANGEHOODS****700-00100**  
**CK150 RANGEHOOD 12V FLUSH MOUNT****700-00110**  
**CK155 RANGEHOOD 12V SURFACE MOUNT****SPHERE™ RANGEHOODS (12V)**

Cooking in confined spaces can sometimes create unwanted scents and condensation on your RV's splashback. By installing a rangehood, hot and foul smells are quickly extracted up and out of your RV. Comprising of three models, the rangehoods are easy to install thanks to their compact size. This range features an LED lighting strip and easy to remove filters (for cleaning).

**700-06200**  
**SPHERE™ TOUCH CONTROL**

Features a tempered glass front panel with an LCD display and a stainless steel body. Suitable for installation underneath a cupboard.

**Dimensions:** 530W x 304D x 60H (mm)

**Air Flow:** 100m<sup>3</sup>/hr

**Total Input:** 35W

**700-06202**  
**SPHERE - S/STEEL RANGE HOOD WITH TOUCH CONTROL****Features**

- > Touch Control Stainless Steel Front
- > 3 Speed
- > 1 High Volume Airflow 12v Fan
- > LED Strip Light
- > Removable Easy to Clean Aluminium Filter
- > Stainless Steel Construction
- > Vents through the Rear or Top
- > Easy to Fit
- > W 528mm x D 300mm x H 60mm

**Specifications**

**Power:** 12 volt

**Rating Motor input Power:** Maximum 1 x16W

**Illumination:** Maximum 3W

**Total input Power:** 19W

**Air Flow:** 50m<sup>3</sup>/hr

Removable Filter 5 layer Aluminium mesh

**Out Side Dimension:** W 528mm x D 300mm x H 60mm

**Body Material:** Stainless Steel

**700-06212**  
**SPHERE - RANGE HOOD WITH PUSH BUTTON PANEL****Features**

- > Stainless Steel Panel
- > 1 High Volume Airflow 12V Fan
- > LED strip light
- > Removable Easy to Clean Filter
- > Zinc Steel Construction
- > Vents through the Rear or Side
- > Easy to Fit

**Specifications**

**Power:** 12 volt DC

**Rating Motor input Power:** Maximum 1 x16W

**Illumination:** Maximum 3W

**Total input Power:** 19W


**Air Flow:** 50m<sup>3</sup>/hr

Removable Filter 5 layer Aluminium mesh

**Stainless Steel Panel Dimension:** W 520mm x D 230mm x H 9mm

**Out Side Dimension:** W 458mm x D 185mm x H 63mm

**Body Material:** Zinc Steel





## SPHERE™ AUTOMATIC MINI WASHING MACHINES

# 6

## WASHING MACHINES



Available in two compact sizes, these washing machines allow you to pack fewer clothes for an extended holiday. The need to wait your turn to use the caravan park laundry has ceased because you're now able to do your laundry when it is convenient for you. It has five processes from a wash-rinse-spin cycle (lasting approx. 38mins) to a simple spin cycle (lasting approx. 7 mins). Wash settings are set via the uncomplicated control panel. This washing machine is suited to cold wash only but has the adaptability of having the drainage hose outlet on either the left or the right side of the machine. With an elegant white body and stainless steel wash tub, it will fit the interior décor of any RV.

They now feature rubber hoses with s/s 'screw type' hose clamps and a newly designed carry basket with locking clips.

### 700-00352

#### AUTO MINI WASHING MACHINE (2.6KG)

Power Supply: 240V/50Hz

Max Water Volume: 20L

Weight: Gross - 18kg, Net - 16kg

Dimensions: 410W x 420D x 640H (mm)

### 700-00362

#### AUTO MINI WASHING MACHINE (3.3KG)

Power Supply: 240V/50Hz

Max Water Volume: 26L

Weight: Gross - 20kg, Net - 18.5kg

Dimensions: 410W x 420D x 740H (mm)



### 700-00800

#### SPHERE™ WASHING MACHINE TOP LID



**700-00803**  
SPHERE WASHING MACHINE WATER LEVEL SENSOR



**700-00816**  
SPHERE WASHING MACHINE WATER INLET HOSE



**700-00806**  
SPHERE WASHING MACHINE SPRING



**700-00817**  
SPHERE WASHING MACHINE PLASTIC BASKET FOR LINING



**700-00807**  
SPHERE WASHING MACHINE SAFETY SWITCH



**700-00818**  
SPHERE WASHING MACHINE UP DRAIN HOSE



**700-00810**  
SPHERE WASHING MACHINE LINT FILTER KIT



**700-00819**  
SPHERE WASHING MACHINE PUMP



**700-00812**  
SPHERE WASHING MACHINE V-BELT



**700-00822**  
SPHERE WASHING MACHINE CONNECT RUBBER HOSE



## SPHERE ECOSPIN PORTABLE WASHER

6



Sphere EcoSpin Portable Washer is a hand-powered spin cycle clothes washer. Gentle on clothes this Eco-friendly laundry option is the perfect choice for when you're off the beaten trail.

The Sphere EcoSpin Portable Washer can wash up to 2L of laundry in just minutes. This time and money saver requires no electricity and uses less water and detergent than traditional washing machines. Its clever design is gentle on clothes, there are no protruding elements to cause damage like other hand powered washers. It takes less effort to spin compared to other hand powered washers and the EcoSpin can even spin dry your clothes so they dry faster on the line.

The lightweight, highly portable Sphere EcoSpin portable washer is the perfect option for free camping, caravanning and fishing.

**700-00370**

### SPHERE ECOSPIN PORTABLE WASHER

#### Features

- > Easy to use
- > Compact and sturdy design
- > Tight locking lid
- > Fold down crank handle
- > Directional drainage hose
- > Four feet for excellent grip
- > 1 Year Warranty

#### Specifications

Dimensions: 345 x 344 x 343mm

Load capacity: 2L

Wash time: 2 minutes

Spin time: 30 seconds



SPHERE ECOSPIN PORTABLE WASHER

**700-01050**  
**FRIDGE FAN (SOLAR)**



**700-02010**  
**WAECO DRAWER FRIDGE**  
Waeco CD30 Drawer Fridge 30L 12/24V (works in conjunction with 700-02402)  
Current draw (startup): 5amp  
Current draw (running): 3amp  
Dimensions (mm): 560D x 440W x 250H  
Including compressor: 730D x 440W x 250H



**700-01060**  
**FRIDGE FAN (12V)**

Prevent heat build-up behind your RV fridge with this thermostatic controlled fridge fan. Too much heat around your fridge reduces its efficiency in keeping the fridge contents cold. It is quiet and helps to increase your fridges cooling ability by up to 40%. It can also assist in reducing your fridges energy consumption. Comes with 4m of wire and simple to follow fitting instructions.



**700-01100**  
**CAMCO REFRIDGERATOR VENT COVER TOP ONLY**



**700-01102**  
**CAMCO REFRIDGERATOR VENT BASE**



## WAECO ACCESSORIES

700-02850

## WAECO UFK MOUNTING BRACKET

Suitable for: CF25, CF35, CF40, CF50, CF60, CCF35, CCF40, CCF45



## WAECO ADAPTERS

700-02402

## WAECO 110 - 240V AC TO 24V POWER ADAPTER (MPS-50A)

Suits all Waeco CDF and CF models, has an output current of 6A.

Dimensions: 120W x 70H x 200D mm



700-02414

## WAECO EPS817A POWER ADAPTER

A 240V to 12VDC adapter; suitable for use with: CF18, CF25Vera, CDF35Pack and CDF11; also suitable for use with all 12V thermoelectric coolboxes.

Dimensions: 115W x 65H x 170D (mm)



## WAECO COOLMATIC UPRIGHT FRIDGES

The new RPD-190 and 218 models in the WAECO CoolMatic RPD series include a number of enhancements such as increased capacity, automatic front flange heating via internal dew point coil, AC integration, bottom internal ventilation and improved performance at high ambient temperature.

## Features

- > Comes standard with flush mount frame
- > Electronic control with turbo and economy modes
- > 4 safety shelves - 2 height adjustable, storage shelf in freezer
- > Hinge conversion kit supplied
- > 2 separate doors
- > Crisper drawers
- > Door storage bins (Now with 2 x full width in freezer)
- > Interior light
- > Moulded in drain trough for easy cleaning

700-02696

## WAECO COOLMATIC RPD190 UPRIGHT 190L 2 DOOR FRIDGE

Capacity: Total approx. 190L

Voltage: 12/24 volts DC and 100-240 volts AC

Insulation: CFC-free polyurethane foam

Overall Dimensions: 633W x 1451H x 580D mm

Cut out required: 610-620W x 1422-1432H mm

Weight: Approx. 44kg



**700-02698**  
**WAECO COOLMATIC**  
**RPD218 UPRIGHT**  
**218L 2 DOOR FRIDGE**

**Capacity:** Total approx. 218L  
**Voltage:** 12/24 volts DC and 100-240 volts AC  
**Insulation:** CFC-free polyurethane foam  
**Overall Dimensions:** 633W x 1607H x 580D mm  
**Cut out required:** 610-620W x 1580-1590H mm  
**Weight:** Approx. 45kg



**WAECO COOLMATIC CRX FRIDGE FREEZERS**

Equipped with energy efficient genuine WAECO compressors, the well-proven WAECO CoolMatic refrigerator series provide outstanding energy efficient refrigeration for built-in mobile applications. Their operation is reliable even in tilted positions and high ambient temperatures. They work economically, quietly and are ideal to run with solar panels.

The various models of the CoolMatic series satisfy all mobile fridge requirements. There's a matching refrigerator for every size of vehicle and for every room situation. With a modern stylish exterior, plus well organised and practical interior, the WAECO CoolMatic CRX range are the logical choice for your caravan, motorhome, yacht or boat.

**700-03000**  
**RV ELECTRONICS FRIDGE SWITCH**

Has an inbuilt electronic movement & vibration sensor which switches the 12v circuit of the caravan's 3-way fridge "on" when the vehicle is moving & turns the fridge "off" when the vehicle stops.

Fridgeswitch has a varying timing circuit which may keep the fridge turned on for up to 3 minutes after the vehicle has stopped. This is to keep the fridge turned on while you are stopped at traffic lights.

- > No more flat batteries when the fridge is left on
- > Only one auxiliary line needed
- > Automatically turns your caravan fridge on and off
- > Easy 15 minute installation



**700-03102**  
**WAECO COOLMATIC CRX 50**

**Storage volume (approx.):** 45L  
**Freezer compartment:** 4.4L  
**Voltage:** 12/24 V DC  
**Average Power Consumption:** approx. 40 W  
**Current Consumption at 12V:** 1.1 Ah/h at +25°C ambient temperature, 1.7 Ah/h at +32°C ambient temperature, both at +5°C interior temperature  
**Temperature Range:** approx. +12 to -15°C  
**Dimensions (W x H x D):** 380 x 534 x 447mm  
 Built-in Dimensions (W x H x D)  
**With Flush-mount Frame:** 406 x 536 x 495mm  
**With Standard frame:** 384 x 536 x 447mm



**700-02980**  
**WAECO CR-50 STANDARD MOUNTING FRAME**

**700-02990**  
**WAECO CR-50 FLUSHMOUNT MOUNTING FRAME**

**700-03104****WAECO COOLMATIC CRX 65**

Storage volume (approx.): 57L

Freezer compartment: 7.0L

Voltage: 12/24 V DC

Average Power Consumption: approx. 45 W

Current Consumption at 12V: 1.4 Ah/h at +25°C ambient temperature, 1.8 Ah/h at +32°C ambient temperature, both at +5°C interior temperature

Temperature Range: approx. +12 to -15°C

Dimensions (W x H x D): 448 x 525 x 492mm

Built-in Dimensions (W x H x D)

With Flush-mount Frame: 474 x 527 x 540mm

With Standard frame: 452 x 527 x 492mm

Without door: 448 x 525 x 492 mm

Weight (approx.): 19.0 kg

**700-02982****WAECO CR-65 STANDARD MOUNTING FRAME****700-02992****WAECO CR-65 FLUSHMOUNT MOUNTING FRAME****700-03106****WAECO COOLMATIC CRX80**

Storage volume (approx.): 78L

Freezer compartment: 7.5L

Voltage: 12/24 V DC

Average Power Consumption: approx. 50 W

Current Consumption at 12V: 1.9 Ah/h at +25°C ambient temperature, 2.0 Ah/h at +32°C ambient temperature, both at +5°C interior temperature

Temperature Range: approx. +12 to -15°C

Dimensions (W x H x D): 475 x 640 x 475mm

Built-in Dimensions (W x H x D)

With Flush-mount Frame: 501 x 642 x 523mm

With Standard frame: 479 x 642 x 475mm

Weight (approx.): 21.0 kg

**700-02984****WAECO CR-80 STANDARD MOUNTING FRAME****700-02994****WAECO CR-80 FLUSHMOUNT MOUNTING FRAME****700-03108****WAECO COOLMATIC CRX110**

Storage volume (approx.): 104L

Freezer compartment: 9.0L

Voltage: 12/24 V DC

Average Power Consumption: approx. 65 W

Current Consumption at 12V: 1.8 Ah/h at +25°C ambient temperature, 2.4 Ah/h at +32°C ambient temperature, both at +5°C interior temperature

Temperature Range: approx. +12 to -15°C

Dimensions (W x H x D): 520 x 745 x 558mm

Built-in Dimensions (W x H x D)

With Flush-mount Frame: 546 x 747 x 606mm

With Standard Frame: 524 x 747 x 558mm

Weight (approx.): 26.0 kg

**700-02986****WAECO CR-110 STANDARD MOUNTING FRAME****700-02996****WAECO CR-110 FLUSHMOUNT MOUNTING FRAME**

**700-03110****WAECO COOLMATIC CRX140**

Storage volume (approx.): 130L

Freezer compartment: 11.0L

Voltage: 100/24 V AC 12/24 VDC

Average Power Consumption: approx. 65 W

Current Consumption at 12V: 1.89 Ah/h at +25°C ambient temperature, 2.5 Ah/h at +32°C ambient temperature, both at +5°C interior temperature

Temperature Range: approx. +12 to -15°C

Dimensions (W x H x D): 525 x 815 x 620mm

Built-in Dimensions (W x H x D)

With Flush-mount Frame: 551 x 817 x 668mm

With Standard frame: 529 x 817 x 620mm

Weight (approx.): 27.5 kg

**700-02988****WAECO CR-140 STANDARD MOUNTING FRAME****700-02998****WAECO CR-140 FLUSHMOUNT MOUNTING FRAME****700-03452****DOMETIC 8 SERIES ABSORPTION REFRIGERATOR RM8501RH 106L WITH RIGHT HINGE**

Made for built-in installations, the 8-Series features MES (Manual Energy Selection) which means you have the choice to operate it on 12V, 240V or gas. Available with a right-hinge, it has easy fingertip door opening. Other handy features include interior lighting, a magnetic seal on the door, a patented removable freezer compartment and flexible internal shelving. Comes with a Dometic 2yr warranty.

Dimensions: 523W x 821H x 529D (mm)

Weight: 28kg

Capacity: 106L (Total)

With Freezer: 100L Fridge, 9L Freezer

Power: 240V/ 135W; 12V/ 130W or Gas (18.3g/hr)

**700-03510****DOMETIC RM2350**

3-way 90L fridge 12V/240V/gas

Dimensions: H 766 x W 550 x D 565mm

**700-03530****DOMETIC RM2453**

3-way 120L fridge 12V/240V/gas

Dimensions: H 948 x W 632 x D 627mm

**700-03532****DOMETIC RM2553**

3-way 150L fridge 12V/240V/gas

Dimensions: H 1104 x W 632 x D 627mm





**700-03534****DOMETIC RM4601**

3-way 184L fridge 12V/240V/gas

Dimensions: H 1427 x W 632 x D 668mm

**700-03540****DOMETIC A1625 VENT KIT**

Vent kit with T piece for Dometic 3 way refrigerator, suitable for absorption fridges. These are fitted on the outside of the van behind the fridge to allow air flow.

**700-03536****DOMETIC RGE410**

2-way 220L fridge 240V/gas

Dimensions: H 1612 x W 592 x D 623mm

**700-03544****DOMETIC LOCKING CLIP FOR A1625 VENT KIT****700-03543****DOMETIC UPPER VENT T/S AS1625 WHITE****700-03538****DOMETIC RM4805 3-WAY FRIDGE/FREEZER**

A two door fridge/freezer featuring AES (Automatic Energy Selection). Has a metal flange for a built-in application.

Total Gross Volume: 224L

Freezer Volume: 47L

Dimensions: 1544H x 632W x 627D (mm)

Max Input 12V: 275W

**700-03548****DOMETIC LS300 VENT KIT (FRAME & GRILL) WHITE****700-03549****DOMETIC LS300 VENT KIT (FRAME & GRILL) BLACK**


**700-03565**  
DOMETIC UPPER FRAME T/S AS1625  
WHITE



**700-03584**  
DOMETIC LOWER FRAME T/S AS1625  
BLACK



**700-03564**  
DOMETIC LOWER VENT T/S AS1625  
WHITE




**700-03586**  
DOMETIC LOWER VENT T/S  
AS1625BLACK



**700-03563**  
DOMETIC LOWER FRAME T/S AS1625  
WHITE



**700-03588**  
DOMETIC UPPER VENT FLUE INSERT  
BLACK



**700-03567**  
DOMETIC UPPER VENT FLUE INSERT



**700-03668**  
DOMETIC LOCK  
Dometic lock for RM4401.



**700-03580**  
DOMETIC UPPER FRAME T/S AS1625  
BLACK




**700-03680**  
DOMETIC SPRING L/H T/S RM2330/2310



**700-03582**  
DOMETIC UPPER VENT T/S AS1625 VENT  
BLACK



**700-03691**  
DOMETIC SPRING R/H T/S RM2330/2310



**700-03684**  
**DOMETIC FLUE KIT+T-PIECE. 3776**



**700-03662**  
**DOMETIC SPRING HOUSING LH FOR RM2330/2310**



**700-03698**  
**DOMETIC FRIDGE TEE PIECE**



**700-03650**  
**DOMETIC ELEMENT 240V 195W FOR RM2453/RM2553**



**700-03652**  
**DOMETIC ELEMENT 240V 175W FOR RM2330/RM2350**



**700-03656**  
**DOMETIC ELEMENT 240V 135W FOR RM4401/4400**



**700-03660**  
**DOMETIC SPRING HOUSING RH FOR RM2330/2310**



6

DOMETIC SPARES

## THETFORD 3-WAY FRIDGES AND VENTS

For more than 40 years, Thetford has been designing and developing refrigerators for the leisure market. Thetford absorption refrigerators work differently than your fridge at home. Thetford 3-way refrigerators have no compressor, making them much quieter. This means you can relax and enjoy a pleasant stay in your caravan or camper, without noisy appliances buzzing in the background. Not stopping with mere production, Thetford continues to develop and innovate in terms of quality, design and ease of use. Thetford refrigerators are extensively tested to high quality standards, are AGA approved and carry the CE mark. Plus Thetford refrigerators come with a full three year warranty.

### 700-03883

#### 90L 3-WAY REFRIGERATOR (N314-E)

- > Compact model (90L gross capacity)
- > Electric display
- > Automatic Energy Selection (SES)
- > AGA (The Australian Gas Association) approved to the latest Australian standards
- > Adjustable thermostat to respond to high ambient temperatures and varied use
- > Flame current meter monitors gas ignition
- > Easy-to-clean, durable white, powder-coated shelves
- > Includes one ice tray
- > Contemporary design with ergonomic controls and latch.

#### Specifications

Dimensions Including Depth of Door: 770H x 556W x 582D (mm)

Enclosure Cut-Out Dimensions: 756H x 521W x 543D (mm)

Total Gross Capacity: 90L (approx.)

Freezer Compartment: 11L (approx.)

Energy Consumption on 12V/240V: 2.7kW/24hr (approx.)

Energy Consumption on Gas: 12g/hr (approx.)

Net Weight: 28kg

Cooling Fan: n/a



### 700-03812

#### 136L 3-WAY REFRIGERATOR (N414-E)

- > Compact model (136L gross capacity)
- > Electric display
- > Automatic Energy Selection (SES)
- > AGA (The Australian Gas Association) approved to the latest Australian standards
- > Adjustable thermostat to respond to high ambient temperatures and varied use
- > Flame current meter monitors gas ignition
- > Easy-to-clean, durable white, powder-coated shelves
- > Includes one ice tray
- > Contemporary design with ergonomic controls and latch.

#### Specifications

Dimensions Including Depth of Door: 937H x 625W x 640D (mm)

Enclosure Cut-Out Dimensions: 929H x 602W x 610D (mm)

Total Gross Capacity: 136L (approx.)

Freezer Compartment: 20L (approx.)

Energy Consumption on 12V/240V: 3.5kW/24hr (approx.)

Energy Consumption on Gas: 17g/hr (approx.)

Net Weight: 37kg

Cooling Fan: 1



### 700-03772

#### THETFORD N3141A 140LT SES 3 WAY FRIDGE REVERSIBLE HAND

Thetford Australia proudly introduces a new fridge for the RV market, the N3141-A. The new N3141-A is the ultimate space saver which also offers the best cooling performance. The state-of-the-art LCD display with touch screen and the unique external drawer make the fridge super easy to use.

#### Specifications

Dimensions Including Depth of Door: 1510H x 439W x 561D (mm)

Total Volume incl. freezer: 141L

Freezer Compartment: 15L

Usable Power Source: DC/AC/Gas

Control Panel: LCD

Door Shape:

Flat Framed

Refrigerant

Technology:

Net Weight: 38kg



## 700-03920

### THETFORD 166L SES 3 WAY ELECTRONIC ABSORPTION FRIDGE (N514-E)

- > Larger model (166L gross capacity)
- > Electric display
- > Automatic Energy Selection (SES)
- > AGA (The Australian Gas Association) approved to the latest Australian standards
- > Adjustable thermostat to respond to high ambient temperatures and varied use
- > Flame current meter monitors gas ignition
- > Easy-to-clean, durable white, powder-coated shelves
- > Includes one ice tray
- > Contemporary design with ergonomic controls and latch.

#### Specifications

##### Dimensions Including Depth of Door:

1090H x 625W x 640D (mm)

##### Enclosure Cut-Out Dimensions:

1083H x 602W x 610D (mm)

**Total Gross Capacity:** 166L (approx.)

**Without Freezer Compartment:** 144L (approx.)

**Freezer Compartment:** 20L (approx.)

**Usable Power Source:** DC/AC/Gas

**Energy Consumption 12v/240v:** 3.5kWh/24h

**Energy Consumption Gas:** 17gr/h

**Door Shape:** Flat / Framed

**Net Weight:** 40kg

**Cooling Fans:** 1



## THETFORD 185L SLIMLINE N3185 FRIDGES

This two door 3 Way Fridge/Freezer combination is the perfect space saver when you are looking for a high quality Fridge with a big capacity. Thetford N3000 Fridges: small in size, BIG in volume!

#### Specifications

##### Dimensions Including Depth of Door:

1250H x 525W x 628D (mm)

##### Enclosure Cut-Out Dimensions:

1245H x 531W x 585D (mm)

**Total Gross Capacity:** 185L (approx.)

**Without Freezer Compartment:** 154L (approx.)

**Freezer Compartment:** 31L (approx.)

**Usable Power Source:** DC/AC/Gas

**Door Shape:** Curved / Framed

**Net Weight:** 43kg

**Cooling Fans:** 2

## 700-03880

### THETFORD LH 185L SLIMLINE N3185 FRIDGE

## 700-03881

### THETFORD RH 185L SLIMLINE N3185 FRIDGE



# 6

THETFORD FRIDGES

## THETFORD 192L 3 WAY ABSORPTION FRIDGES

- > Electric operation
- > Automatic Energy Source Selection
- > With two fans to boost cooling performance
- > AGA (The Australian Gas Association) approved to the latest Australian standards
- > Adjustable thermostat to respond to high ambient temperatures and varied use
- > Flame current meter monitors gas ignition
- > Easy-to-clean, durable white, powder-coated shelves
- > Includes one ice tray
- > Contemporary design with ergonomic controls and latch.

### Specifications

#### Dimensions Including Depth of Door:

1454H x 624W x 645D (mm)

#### Enclosure Cut-Out Dimensions:

1415H x 607W x 620D (mm)

Total Gross Capacity: 192L (approx.)

Without Freezer Compartment: 137L (approx.)

Freezer Compartment: 47L (approx.)

Usable Power Source: DC/AC/Gas

Energy Consumption 12v/240v: 4.3kWh/24h

Energy Consumption Gas: 19gr/h

Door Shape: Flat / Framed

Net Weight: 52kg

Cooling Fans: 1

### 700-03887

#### THETFORD RH 192L 3 WAY ABSORPTION FRIDGE N614E

### 700-03888

#### THETFORD LH 192L 3 WAY ABSORPTION FRIDGE N614E



### 700-03722

#### THETFORD FLUE KIT

To suit N304, N504 and N604



### 700-03730

#### THETFORD TOP OUTSIDE VENT FOR 3-WAY FRIDGES (WHITE)

#### Specifications

Main Dimensions: 186H x 483W (mm)

Cut Out Dimensions: 156 x 451W (mm)

Net Weight: 0.5kg



### 700-03732


#### THETFORD BOTTOM OUTSIDE VENT FOR 3-WAY FRIDGES (WHITE)

#### Specifications

Main Dimensions: 186H x 483W (mm)

Cut Out Dimensions: 156 x 451W (mm)

Net Weight: 0.5kg



### 700-03736

#### THETFORD TOP OUTSIDE VENT FOR 3-WAY FRIDGES (BLACK)

#### Specifications

Main Dimensions: 186H x 483W (mm)

Cut Out Dimensions: 156 x 451W (mm)

Net Weight: 0.5kg



### 700-03738


#### THETFORD BOTTOM OUTSIDE VENT FOR 3-WAY FRIDGES (BLACK)

#### Specifications

Main Dimensions: 186H x 483W (mm)

Cut Out Dimensions: 156 x 451W (mm)

Net Weight: 0.5kg



**700-03837**


**THETFORD LARGE FRIDGE VENT WHITE**

**Specifications**

Main Dimensions: 281H x 533W (mm)

Cut Out Dimensions: 248 x 488W (mm)

Net Weight: 0.7kg



**700-03740**

**THETFORD LARGE FRIDGE VENT BLACK**

**Specifications**

Main Dimensions: 281H x 533W (mm)

Cut Out Dimensions: 248 x 488W (mm)

Net Weight: 0.7kg



**THETFORD COOKING APPLIANCES**

Who says you can't enjoy culinary cooking in your camper, caravan or holiday home? With the well-designed hobs, ovens, grills and sinks from Thetford, you can! Thetford cooking appliances are designed to be as home like as possible. Thetford uses the highest quality materials and thoroughly test each appliance to ensure its ultimate safety - and your satisfaction. All Thetford cooking appliances are designed and manufactured in the British city of Sheffield, and they come with a three year manufacturer's warranty.

**700-04000**

**CAPRICE MK3 - DUAL FUEL**

An all-in-one combination unit (with stove, grill and oven) which offers you all the convenience to make the best meals, just like home! It features a flame failure device on valves, automatic shut off on glass lid, glass lid, oven light, oven shelf, multifunction pan, detachable handle and pan trivet.

**Specifications**

**Overall Dimensions:**

644H x 513W x 500D (mm)

**Enclosure Cut-Out Dimensions:**

646H x 496W x 493D (mm)

**Gas Hotplate Burners:**

2 x 1.5kW; 1 x 1.0kW

**Electric Hotplate (220-240V, ~50Hz):**

1000W

**Oven Capacity:** 36L

**Grill Capacity:** 13.7L

**Net Weight:** 26.2kg



**700-04010**

**CAPRICE MK3 - GAS ONLY**

An all-in-one combination unit (with stove, grill and oven) which offers you all the convenience to make the best meals, just like home! It features a flame failure device on valves, automatic shut off on glass lid, glass lid, oven light, oven shelf, multifunction pan, detachable handle and pan trivet.

**Specifications**

**Overall Dimensions:**

644H x 513W x 500D (mm)

**Enclosure Cut-Out Dimensions:**

646H x 496W x 493D (mm)

**Gas Hotplate Burners:**

3 x 1.5kW; 1 x 1.0kW

**Oven Capacity:** 36L

**Grill Capacity:** 13.7L

**Net Weight:** 25.2kg



**NZ #700-90034**

**700-04020****MINIGRILL MK3 - DUAL FUEL**

If space is limited, this grill and hob combination offers you all the quality features: flame failure device on valves, automatic shut off on glass lid, glass lid, multifunctional pan, detachable handle and pan trivet.

**Specifications****Overall Dimensions:**

311H x 513W x 500D (mm)

**Enclosure Cut-Out Dimensions:**

312H x 496W x 493D (mm)

**Gas Hotplate Burners:**

2 x 1.5kW; 1 x 1.0kW

**Electric Hotplate (220-240V,****~50Hz): 1000W****Grill Capacity: 13.7L****Net Weight: 16.2kg****700-04058****TRIPLEX - GAS ONLY**

A compact combination stove, grill and oven that affords multi-function versatility in a durable, light-weight and easy to clean unit. Its main features include: flame failure device on valves, automatic shut off on glass, glass lid, oven shelf, multifunctional pan, detachable handle and pan trivet.

**Specifications****Overall Dimensions:**

468H x 456W x 500D (mm)

**Enclosure Cut-Out Dimensions:**

463H x 445W x 493D (mm)

**Gas Hotplate Burners:**

2 x 1.5kW; 1 x 2.5kW

**Oven Capacity: 36L****Net Weight: 25.5kg****NZ #700-90036****700-04030****MINIGRILL MK3 - GAS ONLY**

If space is limited, this grill and hob combinations offer you all the quality features: flame failure device on valves, automatic shut off on glass lid, glass lid, multifunctional pan, detachable handle and pan trivet.

**Specifications****Overall Dimensions:**

311H x 513W x 500D (mm)

**Enclosure Cut-Out Dimensions:**

312H x 496W x 493D (mm)

**Gas Hotplate Burners:**

3 x 1.5kW; 1 x 1.0kW

**Grill Capacity: 13.7L****Net Weight: 14.5kg****NZ #700-90040****700-04070****OVEN AND GRILL MK3 - DUPLEX**

Enhance your kitchen with a Thetford combination oven and grill. They are made of high quality materials and components that are easy to use. Features include: piezo ignition, flame failure device on valves, oven shelf, multifunctional pan, detachable handle and pan trivet.

**Specifications****Overall Dimensions:**

445H x 456W x 440D (mm)

**Enclosure Cut-Out Dimensions:**

438H x 445W x 490D (mm)

**Oven Capacity: 36L****Net Weight: 13.5kg****NZ #700-90038****700-04040****TRIPLEX MK3 - DUAL FUEL**

A compact combination stove, grill and oven that affords multi-function versatility in a durable, light-weight and easy to clean unit. Its main features include: flame failure device on valves, automatic shut off on glass, glass lid, oven shelf, multifunctional pan, detachable handle and pan trivet.

**Specifications****Overall Dimensions:**

468H x 456W x 500D (mm)

**Enclosure Cut-Out Dimensions:**

463H x 445W x 493D (mm)

**Gas Hotplate Burners: 2 x 1.5kW****Electric Hotplate (220-240V, ~50Hz):****1000W****Oven Capacity: 36L****Net Weight: 23.1kg****700-04080****THETFORD SPINFLO MK3 GRILL ONLY**

Explore your cooking creativity with the Thetford-MK3 Grill (Gas). Features include a flame failure device on valves, oven shelf, multi-function pan with detachable handle, pan trivet and piezo ignition.

**Specifications****Dimensions:**

282H x 444W x 450D mm

**Recess Required:**

277H x 445W x 490D mm

**Total Heat Input - Grill:**

1.6 kW

**Weight: 6.2kg**



**700-04100****ARGENT HOB MK3 - 3 BURNER**

The Argent Hob is a stainless steel hob with detachable pan stands, that are easy to clean and enamelled burner lids. Features include: flame failure device on valves, smoked black glass lid and automatic shut off on lid.

**Specifications****Overall Dimensions:**

110H x 570W x 470D (mm)

**Worktop Cut-Out Dimensions:**

545W x 433D (mm)

**Gas Hotplate Burners:**

2 x 1.5kW; 1 x 2.5kW

**Net Weight:** 8.0kg**700-04210****TOPLINE HOB**

A sleek, flush-mounting hob with a glass lid that covers burners for a clean look. It has an electric 12V DC ignition, a steel coated trim and frame. It also features: a flame failure device on valves, smoked black glass lid, flush bench top fitment and an automatic shut off on lid.

**Specifications****Overall Dimensions:**

105H x 546W x 482D (mm)

**Worktop Cut-Out Dimensions:**

538W x 473D (mm)

**Gas Hotplate Burners:**

2 x 1.5kW; 1 x 2.5kW

**Net Weight:** 10.7kg**700-04110****ARGENT HOB MK3 - 4 BURNER**

The Argent Hob is a stainless steel hob with detachable pan stands, that are easy to clean and enamelled burner lids. Features include: flame failure device on valves, smoked black glass lid and automatic shut off on lid.

**Specifications****Overall Dimensions:**

110H x 570W x 470D (mm)

**Worktop Cut-Out Dimensions:**

545W x 433D (mm)

**Gas Hotplate Burners:**

4 x 1.5kW

**Net Weight:** 8.0kg**700-04551****HOTPLATE, 2 BURNER AND GRILL**

A fully self-enclosed, stand alone and portable gas stove, made out of high quality stainless steel. It features: a flame failure device on valves, a multifunction pan, a pan trivet, a detachable pan handle and a stainless steel lid.

**Specifications****Overall Dimensions:**

160H x 445W x 345D (mm)

**Gas Hotplate Burners:** 2 x 1.5kW**Grill Burner:** 1.5kW**Net Weight:** 7.0kg**700-04120****THETFORD CAPRICE FAN FORCED OVEN**

An all-in-one combination unit (with stove, grill and oven) which offers you all the convenience to make the best meals, just like home! This fan-forced oven circulates heat around the cooking area to ensure food is cooked evenly. Key Features include an optimal temperature distribution, automatic shut off if the glass lid is closed and a stylish design built with high quality components. Made in Great Britain, the Thetford Caprice fan-forced oven comes with a 3 year warranty.

**Specifications****Ignition:** 12V spark**Stovetop:** 3 gas burners and one electric hotplate**Overall Dimensions:**

644H x 513W x 500D (mm)

**Cut Out Dimensions:**

646H x 496W x 493D (mm)

**Gas Hotplate Burners:**

2 x 1.5kW, 1 x 1kW

**Electric Hotplate:** 1000W**Oven Capacity:** 36L**Net Weight:** 26.5kg**700-90010N****NELSON MARINE COOKER**

Suitable for the marine environment, the Marine Cooker features two gas burners, an open grill and oven. It is finished stylishly in stainless steel with a glass door.

**Weight:** 19.1kg**Dimensions:** 525H x 450W x 420D (mm)

### 700-90028N THETFORD BASIC LINE 340 HOB

A stainless steel hob that has an electric (12V) spark ignition. The pan stands are easy to remove enabling easy cleaning. Features include: domestic style black knobs (40mm in diameter), 2 gas burners (1.5kW each) and 1 rapid burner (2.5kW).

It has a flame failure device installed, along with a glass lid to maximise space when not being used.

**Dimensions:** 100H x 540W x 445D (mm)

**Cut Out Required:** 527W x 429D (mm)

**Weight:** 5.6kg



### SPINFLO

### 700-90016N

A triangular stainless steel hob featuring a 12V spark ignition. It has detachable pan stands and the three burners have enamelled burner lids. Quality is uncompromised as this hob not only has easy to use domestic style knobs but the three burners are semi-rapid (1.5kW). A glass lid is attached to optimise bench top space. A left hand and right hand version is available (in reference to what side the glass lid is hinged.)

**Specifications:**

**External Dimensions:** 100H x 480W x 480D (mm)

**Bench Top Cut Out:** 453W x 460D (mm)

**Total Heat Input:** 4.5kW

**Maximum Pan Sizes:** x2 200mm, x1 180mm

**Gas Inlet Type:** Short, rear

**Weight:** 4.1kg

### 700-90030N THETFORD TRIPLEX CARBON (WITH SEAL)

This combination stove, grill and oven, provides multi-function versatility in a durable, lightweight and easy-to-clean unit. It also features a stainless steel interior and is backed by a three year manufacturer's warranty.



**Specifications:**

**External Dimensions:**

468H x 456W x 500D (mm)

**Oven Capacity:** 36Lt

**Oven Burner:** 1.6Kw

**Stove Burners:**

x2 1.8Kw, x1 2.4Kw

**Weight:** 21.5Kg

### 700-90008N

#### SPINFLO 2 BURNER GRILL S/STEEL

The Thetford Spinflo two burner hotplate comes supplied with pan supports and a grill pan, with each burner featuring individual controls and safeguarding flame failure devices.

**Specifications:**

**Weight:** 6.5 kg

**Dimensions:** 445W x 345D x 160H (mm)



**700-90038****SPINFLO DUPLEX GRILL & OVEN NEW LOOK MIRROR - DUPLEX**

Enhance your kitchen with a Thetford combination oven and grill. They are made of high quality materials and components that are easy to use. Features include: piezo ignition, flame failure device on valves, oven shelf, multifunctional pan, detachable handle and pan trivet.

**Specifications:**

Overall Dimensions: 445H x 456W x 440D (mm)

Enclosure Cut-Out Dimensions: 438H x 445W x 490D (mm)

Gas Hotplate Burners: 2 x 1.5kW; 1 x 2.5kW

Oven Capacity: 36Lt

Net Weight: 13.5kg

**700-90022N****THETFORD MK3 CARBON (WITH SEAL AND LIGHT)**

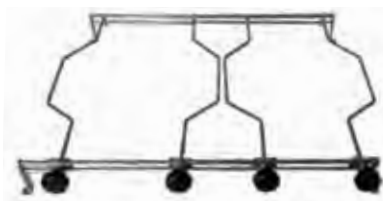
Featuring a 12V spark ignition system, the MK3 Carbon caters to your every cooking desire. It has four gas burners, a grill, a 36L oven and an internal oven light.

Weight: 25.5kg

Dimensions: 644H x 513W x 500D (mm)

**700-91000N****THETFORD SEA RAIL**

Suited to the Nelson Marine Cooker. Sea rail and pot holders effectively limit your pot's movement whilst cooking.

**700-91002N****THETFORD GIMBLE**

A stainless steel gimble set best suited to the Nelson Marine Cooker. It firmly attaches the cooker in position to ensure a constant level cooking surface even if your boat heels over.

**700-04014****THETFORD GLASS LID T/S CAPRICE/MINIGRILL MK3**

Replacement glass lid only to suit Thetford Caprice and Minigrill MK3.

**700-04052****THETFORD GLASS LID T/S TRIPLEX MK3**

Replacement glass lid only to suit Thetford Triplex MK3.

**700-04600****GRILLBOX MK3**


This grillbox suits the 8 Series hobs and is made of aluminium, which makes it easy to clean, lightweight and simple to use.

**Specifications**

Overall Dimensions: 150H x 475W x 350D (mm)

Enclosure Cut-Out Dimensions: 150W x 475W x 350D (mm)

Net Weight: 2.0kg

**700-04610****THETFORD PIEZO IGNITOR FOR SPINFLO**

**700-04612**  
**THETFORD GRILL+HOB KNOBS T/S ALL SPINFLO UNITS**




**700-04614**  
**THETFORD SPINFLO 12V IGNITION SWITCH**



**700-04616**  
**THETFORD CONTROL KNOB FOR SPINFLO MK3 OVEN ONLY**



**700-04012**  
**THETFORD OVEN RACK T/S CAPRICE MK3**



**700-05160**  
**SMEV 2 BURNER S/S DROP IN COOK TOP WITH GLASS LID**

This cook top features drop in installation, compact design with a modern appearance  
 Dimensions: W480mm x D370mm x H90mm



**700-05168**  
**SMEV 3 BURNER STOVE & SINK COMBO NO MIXER**

This space saving combination features modern design, space saving and a glass lid. All burners have flame failure safety device.

Dimensions: W970mm x D430mm x H150mm



**700-05170**  
**SMEV 3 BURNER STAINLESS STEEL DROP IN COOK TOP WITH GLASS LID**

This cook top features drop in installation and a compact design with a modern appearance.  
 Dimensions: W560mm x D440mm x H90mm



**700-05502****NEW LIDO JUNIOR**

A sturdy and compact cooker with grill and brass burners. The body is stainless steel with a painted base and a hinged lid. Burners on the new Lido Junior have now been fitted with a flame failure device, making it suitable for use inside caravans, motorhomes etc. Requires a 5/16" SAE male gas connection.

**Weight:** 3.6kg**Dimensions:** H175 x W480 x D290mm**700-05550****HOSE 900MM T/S LIDO JUNIOR****700-05640****DELUXE 2.0 STAINLESS STEEL BARBEQUE WITH HIGH LID**


The latest addition to the Sizzler range now features a non-stick aluminium griller plate. As per the other Sizzlers, it too is totally windproof (being that the burners are sheltered in the cavity under the griller plate). Comes with a 1yr manufacturer's warranty.  
**Closed Dimensions:** 350D x 530W x 255H (mm) (including handle)

**Plate Size:** 430W x 250D (mm)**Burners:** Two (stainless steel with piezo ignition)**Weight:** 11.0kg**AGA Approval:** Yes (5884)**700-05700****SIZZLER BARBEQUE GAS HOSE WITH BAYONET FITTING**

Suitable for use in RVs with a permanent gas flow system.

**700-05702****SIZZLER BARBEQUE STANDARD GAS HOSE AND REGULATOR KIT**

Suitable for use when running a Sizzler Barbeque off a gas bottle.

**700-05720****SIZZLER BARBEQUE COOKING RACK TO SUIT ALL SIZZLER BARBEQUES****Dimensions:** 350W x 280L x 50H (mm)**700-05730****SIZZLER BARBEQUE UTENSIL TRAY SUITABLE FOR USE ON ALL SIZZLER BARBEQUES**

The utensil tray clips onto the front of the barbeque to hold your sauces or tongs.



**700-05752**  
**SIZZLER BARBEQUE SLIDE KIT WITH QUICK RELEASE BRACKET**


Suitable for use with the Sizzler Deluxe 2.0, the Slide Kit allows for installation (and storage) inside a cavity in your RV. By flicking the Quick Release Bracket, your barbeque can easily be dismantled for use in a different location.



**700-05754**  
**SIZZLER BARBEQUE SWIVEL SLIDE KIT**

Similar to slide kit above, the Swivel Kit allows for installations into a narrower cavity. To use the barbeque, simply rotate 90°.

*Note: BBQ not included*



**700-06052**  
**SPHERE™ MIRRORED MICROWAVE OVEN (25L)**

Add convenience to your RV with the Sphere™ microwave oven, which now features a mesmerising mirror finish. With a large 25L oven capacity and five power level settings, it allows you to prepare a meal in no time! A digital control panel allows you to view and set your usage requirements, as well as display the ever handy clock. Defrosting frozen foods have been made easy as you're able to select whether you want to use speed or weight as the defrosting basis. It also features one-touch express cooking, a glass turntable (which is dishwasher safe), an end signal and a child safety lock. Aesthetically pleasing, the interior is a crisp white.

*Note: When installing a microwave, it must be placed on a flat and stable surface able to hold the weight of the microwave. You should always cover your food whilst cooking as it prevents spattering and also helps to cook the food evenly.*

**Output Power:** 900W  
**Door Open:** Push button  
**Net Weight:** 13.9kg  
**Dimensions:** 281H x 490W x 396D (mm)  
**Voltage:** 230 - 240V  
**Frequency:** 50Hz



**700-06154**  
**MICROWAVE OVEN GLASS TURNTABLE**  
 T/S Microwave Oven 25L 900W



**700-06150**  
**MICROWAVE OVEN CONNECTOR T/S**  
**MICROWAVE OVEN 25L 900W**





myCOOLMAN® fridges are equipped to come where the road takes you. Keep your food fresher longer with cutting-edge cooling tech and rule your campsite with our genius quality-of-life features. Only you decide when it's time to head out, or pack up.

Powerful, robust and ready for any adventure, myCOOLMAN® fridges and freezers bring freshness to the Australian bush. Designed and engineered in Germany to suit the demanding Australian conditions, myCOOLMAN® offers versatility with a range of practical features and sophisticated technology for everyone who loves life off the beaten track. Ranging in sizes from 36 to 105 litres with single and dual zone models, cooling and freezing food of all kinds is a breeze with reliability down to minus 18 degrees.

Packaged in a sturdy transport bag, chilled goods are protected even if no power is available at short notice. Access to the contents is easy thanks to Velcro fasteners. Even when packaged, full operation of the cooler is guaranteed via visible display control and app. The bags are of course available for all box sizes. The pockets on it are very practical for cutlery, tools and the other little things that are helpful in the outback.

### FEATURES

- > **Technology** - Digital display & USB port and charger with 3000mAh Multi-voltage system AC (240V) and DC (12/24V) with battery protection DC inlet on two ends.
- > **Multi-functional lid** - Two way opening lid (not CCP36/44) & headroom for upright standing bottles.
- > **Compressor power** - Powered by 12/24 Volt DC compressor helping you keep items cooler for longer.
- > **LED Lighting** - LED interior light to help see items in your fridge at any time of day or night.
- > **Dual Storage** - Divided storage options with removable sections & fully refrigerated multi-level compartment.

### 700-20000

#### MY COOLMAN 36L PORTABLE FRIDGE & FREEZER - 12/24V & 240V

CCP 36 Single Zone \*

**Dimensions(mm):** L652 W412 H428

**Weight(kg):** 18

**Volume(L):** 36

**Current:** 12V-3.40A / 24V-1.70A / 240V-0.44A

Refrigerant / Quantity R134a / 43g



**700-20002****MY COOLMAN 44L PORTABLE FRIDGE & FREEZER - 12/24V & 240V**

CCP 44 Single Zone \*

Dimensions(mm): L652 W412 H488

Weight(kg): 20.5

Volume(L): 44

Current: 12V-3.80A / 24V-1.90A / 240V-0.30A

Refrigerant / Quantity R134a / 45g

**700-20008****MY COOLMAN 69L PORTABLE FRIDGE & FREEZER (DUAL ZONE) - 12/24V & 240V**

CCP 69 Single Zone \*

Dimensions(mm): L732 W456 H555

Weight(kg): 27.2

Volume(L): 69 (24/45)

Current: 12V-5.30A / 24V-2.80A / 240V-0.31A

Refrigerant / Quantity R134a / 75g

**700-20004****MY COOLMAN 60L PORTABLE FRIDGE & FREEZER - 12/24V & 240V**

CCP 60 Single Zone \*

Dimensions(mm): L732 W456 H488

Weight(kg): 23.5

Volume(L): 60

Current: 12V-5.60A / 24V-2.90A / 240V-0.30A

Refrigerant / Quantity R134a / 65g

**700-20010****MY COOLMAN 96L PORTABLE FRIDGE & FREEZER (DUAL ZONE) - 12/24V & 240V**

CCP 96 Single Zone \*

Dimensions(mm): L912 W536 H500

Weight(kg): 31.8

Volume(L): 96 (41/55)

Current: 12V-5.80A / 24V-2.90A / 240V-0.34A

Refrigerant / Quantity R134a / 96g

**700-20006****MY COOLMAN 73L PORTABLE FRIDGE & FREEZER - 12/24V & 240V**

CCP 73 Single Zone \*

Dimensions(mm): L732 W456 H555

Weight(kg): 25

Volume(L): 73

Current: 12V-5.90A / 24V-3.00A / 240V-0.30A

Refrigerant / Quantity R134a / 70g

**700-20012****MY COOLMAN 105L PORTABLE FRIDGE & FREEZER - 12/24V & 240V**

CCP 105 Single Zone \*

Dimensions(mm): L912 W536 H500

Weight(kg): 28.6

Volume(L): 105

Current: 12V-5.50A / 24V-2.80A / 240V-0.32A

Refrigerant / Quantity R134a / 100g







The new range of portable fridges that take comfort to a new level.

Sphere RVX fridge/freezers are available in six models to suit most needs and budgets. They are the perfect way to take a little bit of the comfort and convenience of home with you on all your camping and RV adventures.

Offered in two distinct styles, the skillfully designed End or Side Opening lid can be lifted from either side or removed completely in one simple motion.

### Benefits

- > The RVX range features an LED display and push button controls so you can easily and accurately adjust and monitor your fridges temperature.
- > The robust and refined cabinet utilizes a polypropylene construction with reinforced corners making it strong and easy to keep clean.
- > The fully insulated cabinet and lid will keep your food and drinks cold and fresh during the hottest Australian summers.
- > Fold away carry handles make storing and lifting the fridge a breeze while offering a convenient point to secure the fridge while traveling.
- > An internal LED light that switches on when the lid is open ensures you will always be able to see what you're looking for.
- > A removable internal basket and separate dairy compartment allows you to organise your fridge how you like and easily clean and maintain it.
- > The entire RVX range comes with a protective cover as standard to help you protect your investment.
- > 3 Year Warranty plus Additional 2 Year Parts Only Compressor Warranty.

### 700-22080

#### SPHERE RVX-35 FRIDGE/FREEZER

**Capacity:** 35L

**Dimensions (mm):** 677L x 410W x 439H

**Weight:** 18.7kg

**Lid Opening:** End

**Voltage:** Operates on both DC 12V/24V and AC 240V

**Temperature Range:** -22°C ~ 10°C

**Compressor:** SECOP compressor

**Materials:** Polypropylene with Polyurethane Insulation

**Cooling Capacity:** 55° Below Ambient

**Average Power Draw at 32°C ambient and 5°C internal:**  
Less than 1.0 A/HR



**700-22082****SPHERE RVX-45 FRIDGE/FREEZER**

Capacity: 45L

Dimensions (mm): 677L x 410W x 489H

Weight: 19.8kg

Lid Opening: End

Voltage: Operates on both DC 12V/24V and AC 240V

Temperature Range: -22°C ~ 10°C

Compressor: SECOP compressor

Materials: Polypropylene with Polyurethane Insulation

Cooling Capacity: 55° Below Ambient

Average Power Draw at 32°C ambient and 5°C internal:  
Less than 1.0 A/HR**700-22086****SPHERE RVX-55 FRIDGE/FREEZER**

Capacity: 55L

Dimensions (mm): 709L x 455W x 498H

Weight: 24.4kg

Lid Opening: Side

Voltage: Operates on both DC 12V/24V and AC 240V

Temperature Range: -22°C ~ 10°C

Compressor: SECOP compressor

Materials: Polypropylene with Polyurethane Insulation

Cooling Capacity: 55° Below Ambient

Average Power Draw at 32°C ambient and 5°C internal:  
Less than 1.0 A/HR**700-22084****SPHERE RVX-50 FRIDGE/FREEZER**

Capacity: 50L

Dimensions (mm): 677L x 410W x 519H

Weight: 22.8kg

Lid Opening: End

Voltage: Operates on both DC 12V/24V and AC 240V

Temperature Range: -22°C ~ 10°C

Compressor: SECOP compressor

Materials: Polypropylene with Polyurethane Insulation

Cooling Capacity: 55° Below Ambient

Average Power Draw at 32°C ambient and 5°C internal:  
Less than 1.0 A/HR**700-22088****SPHERE RVX-65 FRIDGE/FREEZER**

Capacity: 65L

Dimensions (mm): 709L x 455W x 558H

Weight: 25.5kg

Lid Opening: Side

Voltage: Operates on both DC 12V/24V and AC 240V

Temperature Range: -22°C ~ 10°C

Compressor: SECOP compressor

Materials: Polypropylene with Polyurethane Insulation

Cooling Capacity: 55° Below Ambient

Average Power Draw at 32°C ambient and 5°C internal:  
Less than 1.0 A/HR

**700-22090**

**SPHERE RVX-75 FRIDGE/FREEZER**

**Capacity:** 75L

**Dimensions (mm):** 709L x 455W x 618H

**Weight:** 26.1kg

**Lid Opening:** Side

**Voltage:** Operates on both DC 12V/24V and AC 240V

**Temperature Range:** -22°C ~ 10°C

**Compressor:** SECOP compressor

**Materials:** Polypropylene with Polyurethane Insulation

**Cooling Capacity:** 55° Below Ambient

**Average Power Draw at 32°C ambient and 5°C internal:**

Less than 1.0 A/HR





Lined area for notes, consisting of horizontal lines on a white background.



# SECTION 7



## PLUMBING

(Product Group - 800)

Shurflo Pumps and Parts	278 - 282
Lockable Water Fillers	283 - 284
Waste Hose and Drinking Hose	284 - 287
Water Tanks	287 - 290
JG Plumbing Fittings	290 - 296
Plastic Plumbing Fittings	296 - 301
Fuel Safe Cans	301
Accumulator Tanks	301
Tank Monitors and Cleaners	302 - 303
Thetford Sinks, Smev Sinks and Acrylic Sinks	304 - 306
Shower Hoses, Mixers and Hand Pumps	307 - 308
Shower Bases and Bathroom Modules	308 - 309
Faucets	309 - 310

---

## TOILETS

(Product Group - 850)

Fiamma Bipots and Thetford Porta Pottis	311 - 313
Thetford Additives Cleaners	314 - 316
Toilet Tissue	316
Thetford Cassette Toilets	317 - 319
Thetford Toilet Accessories and Spares	320 - 322
Valterra Hoses, Valves and Fittings	322 - 323
Camco Sewer Fittings and Hoses	323 - 325
Fiamma Waste Tank	326
Toilet Deodorisers	326 - 327

## SHURFLO PUMPS



Since 1968, SHURFLO® emerged to set the standard for all freshwater pumps throughout the RV Industry. Used worldwide, SHURFLO® pumps quickly earned the reputation of being the most reliable on the market.

**800-00012****SHURFLO PUMP 12V (10L, OEM BULK, NO FITTINGS)**

A fresh water pump designed with a one-piece diaphragm and internal by-pass ensuring a long life and max performance. Constructed for high flow demand, this updated Shurflo pump has low noise emissions and no rapid cycling. CE and C-Tick compliant, must be installed with a filter.

**Specifications**

**Pump:** Type: 4 Chamber Diaphragm Pump  
Ports: 1/2" - 14 NPSM-Male  
Inlet PSI: 30Psi (2.1Bar) Max  
Shut Off Pressure: 45Psi

**Electrical:** Motor: 12V DC Permanent Magnet, Intermittent Duty  
Protection: Thermal Overload, Automatic Restart  
Fuse: 7A Recommended

**Materials:** Housing: Polypropylene  
Hardware: Stainless and Zinc Plated Steel

**Net Weight:** 2.3kg

**Dimensions:** 205L x 125W x 111H (mm)

**800-99997****SHURFLO 4009 OEM PUMP 12V AND FILTER KIT**

Includes x1 800-00012 and x1 800-00300

**800-00022****SHURFLO 4009 PUMP (10L, RETAIL BOX)**

Has all the same features and functions as 800-00012 (above) with the only difference being that it comes in a well presented retail box with fittings for display on your shelves. The Retail Box comes with x2 800-00206 fittings for your customers' convenience. Note: A filter must be installed with the 4009 Pump in order to validate warranty.





**800-99998**

**SHURFLO 4009 RETAIL PUMP 12V AND FILTER KIT**

Includes x1 800-00022 and x1 800-00300

**800-00052**

**SHURFLO 4009 PUMP 24V (10L OEM BULK, NO FITTINGS)**

Has all the same features and functions as 800-00012 with the only difference being that it runs on 24VDC. Note: A filter must be installed with the 4009 Pump in order to validate warranty.

**Specifications**

**Pump:** Type: 4 Chamber Diaphragm Pump  
Ports: 1/2" - 14 NPSM-Male  
Inlet PSI: 30Psi (2.0Bar) Max  
Shut Off Pressure: 30Psi

**Electrical: Motor:** 24V DC Permanent Magnet, Intermittent Duty  
Protection: Thermal Overload, Automatic Restart  
Fuse: 5A Recommended

**Materials: Housing:** Polypropylene  
Hardware: Stainless and Zinc Plated Steel

**Net Weight:** 2.5kg

**Dimensions:** 205L x 125W x 111H (mm)



**800-00070**

**SHURFLO 30PSI 12V PUMP BULK**

Shurflo's 4009 series fresh water pump design was created with a unique one-piece diaphragm and internal by-pass, assuring long life and top performance. The 4009 series pump is constructed for high flow demand, low noise and no rapid cycling. The 4009 series fresh water automatic demand pump is super quiet, thermally protected and can run dry without damage. Note: A filter must be installed with the 4009 pump in order to validate warranty.

**Specifications**

**Pump:** Type: 4 Chamber Diaphragm Pump  
Ports: 1/2" - 14 NPSM-Male  
Inlet PSI: 30Psi (2.1Bar) Max  
Shut Off Pressure: 30Psi

**Electrical: Motor:** 12V DC Permanent Magnet, Intermittent Duty  
Protection: Thermal Overload, Automatic Restart  
Fuse: 5A Recommended

**Materials: Housing:** Polypropylene  
Hardware: Stainless and Zinc Plated Steel

**Net Weight:** 2.3kg

**Dimensions:** 205L x 125W x 111H (mm)



**800-00072**

**SHURFLO 30PSI 12V PUMP RETAIL BOX**

Has all the same features and functions as 800-00070 with the only difference being that it comes in a well presented retail box with fittings. This retail box also contains all the necessary fittings for installation, however please note, a filter must be installed with the 4009 pump in order to validate warranty.



7

SHURFLO

## SHURFLO 2088 REPLACEMENT PARTS

**800-00150**  
REPLACEMENT VALVE ASSEMBLY KIT



**800-00152**  
REPLACEMENT PLASTIC BASE PLATE



**800-00154**  
REPLACEMENT CHECK VALVE KIT



**800-00156**  
REPLACEMENT LOWER HSG/DRIVE KIT



**800-00158**  
REPLACEMENT UPPER HSG/SWK KIT  
40PSI



## SHURFLO 4009 REPLACEMENT PARTS

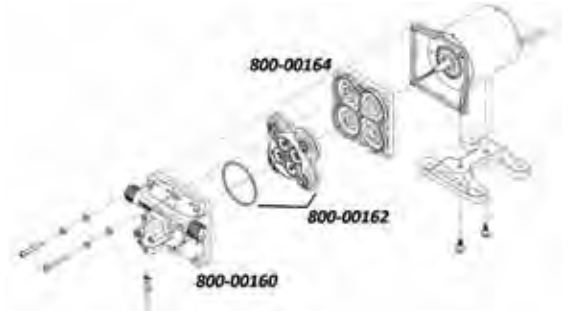
**800-00160**  
REPLACEMENT UPPER ASSEMBLY #1



**800-00162**  
REPLACEMENT VALVE ASSEMBLY #2



**800-00164**  
REPLACEMENT DRIVE ASSEMBLY #3



**800-00170**  
SHURFLO PRESSURE SWITCH  
To suit 4009-101-A87/B87.94-890-02



**800-00172**  
SHURFLO UPPER ASSEMBLY #1  
To suit 4009-131-A54 24V pump



## SHURFLO BARBS

**800-00200**  
ELBOW BARB WITH 1/2" TAIL (90°)



**800-00202**

**STRAIGHT BARB WITH 1/2" TAIL**



**800-00204**

**ELBOW 1/2" THREAD INLET AND OUTLET**



**800-00206**

**STRAIGHT WINGNUT WITH 3/4" BARB**



### FILTERS

These clear strainers eliminate unnecessary repair by keeping dust or other particles out of your Shurflo pump. Its transparent design is also convenient as it shows when the filter should be cleaned/ emptied. The top housing is made from polypropylene and the filter itself is made from T304 stainless steel (mesh). Note that for warranty purposes, all Shurflo pumps must be installed with one of the two filters below.

**800-00300**

**TWIST FILTER WITH 1/2" THREAD INLET AND OUTLET**

This is a direct screw on filter and will require a screw-on connection.



**800-00312**

**TWIST-ON FILTER WITH 1/2" BARB INLET**

Suitable for use when a flexible hose such as a reinforced drink water hose is used.



### IN LINE CHECK VALVES

**800-00340**

**SHURFLO IN LINE CHECK VALVE WITH 1/2" BARBS**



**800-00350**

**WHALE 1/2 PLASTIC IN LINE NON RETURN VALVE**



### SHURFLO WATER PRESSURE REGULATORS

**800-00502**

**SHURFLO IN-LINE PRESSURE WATER REGULATOR (WHITE)**

A water pressure reducing valve; outlet pressure: 50psi; inlet pressure: 125psi (max)



**800-00520**

**SHURFLO CITY WATER PRESSURE REGULATOR FLUSH MOUNT (POLAR WHITE)**



7

SHURFLO

**800-00529**  
**PRESSURE LIMITING VALVE 350KPA**



**800-00532**  
**SHURFLO FLUSH MOUNT WATER PRESSURE REGULATOR - BLACK**



**800-00550**  
**COAST 90D ELBOW HOSE ADAPTER 1/2" MPT TO CLICK ON**

This quick click on hose connector has an American thread to fit properly into a Shurflo city water entry, with an elbow to prevent hose kinking.



**800-00552**  
**VALTERRA MALE HOSE MENDER**  
 Adapter to suit USA thread.



**800-00600**  
**SHURFLO RV AND MARINE FILTRATION KIT (RV-QBR-A)**

Using only the highest quality approved materials, the Shurflo Filtration Kit ensures you have clean, great tasting water wherever you travel. It actively reduces the chlorine taste and odour from water. The kit includes a 1/4" filter head (with bracket), a disposable filter, a drinking water tap, mounting screws, mounting fittings and a 1.5m length of tube. Suitable for cold water only, it is recommended that after prolonged periods of non-use, that the system be flushed thoroughly i.e. let water run for 2-3 minutes before using it. When mounting the system, allow 1 1/2" (38mm) clearance below the housing or 279mm below the filter head (this will give you enough room to change the filter cartridges). Comes with a limited 1yr warranty from Pentair Water Australia.

**Micron: 0.5**

**Pressure Range: 30 - 125 PSI (2.1 - 8.62 Bar)**

**Flow Rate: 1.9L p/min**



**800-00650**  
**SHURFLO REPLACEMENT CARTRIDGE FOR FILTER KIT (RV-QDFR-A)**

Easily installed, the disposable quick change filter ensure you have pure water for longer. Shurflo recommends changing the filter every 6 - 12 months or when its capacity (1890L) has been reached, whichever comes first. (Alternative model number: 155 785-38)



**LOCKABLE WATER FILLERS****800-00900****LOCKABLE WATER FILLER COMPLETE WITH CAP AND KEYS "WHITE" 25MM OUTLET****800-00902****LOCKABLE WATER FILLER WITH 25MM OUTLET, COMPLETE WITH CAP - BLACK****Z800-01063****WATER FILLER CAP (BLACK)**

Lockable, comes with two keys.

**Z800-01064****WATER FILLER CAP (WHITE)**

Lockable, comes with two keys.

**800-00920****SPARE CAP AND KEYS ONLY "WHITE"****800-00922****SPARE CAP AND KEYS - BLACK ONLY****800-00932****LOCKABLE FUEL FILLER**

Available in white and comes with two keys.

**800-01000****AC41 WATER FILLER WITH LID****SQUARE LOCKABLE WATER FILLER****800-01081****DUAL LOCKABLE WATER FILLER WITH PLASTIC VALVE**

Dimensions Overall: 195W x 167H x 47D (mm)

Dimensions Cut Out: 147W x 118H (mm)

**800-01082****SPARE KEY TO SUIT DUAL LOCKABLE WATER FILLER**

Also suits external shower unit 800-06000 and 800-06002



**800-01088**  
**WATER FILLER INLET (BLACK)**  
 230W x 153H x 83D (mm)



**800-01090**  
**WATER FILLER INLET (WHITE)**  
 230W X 153H X 83D (mm)



**800-01110**  
**WATER FILLER LOCKABLE**

Accepts a 32mm or 35mm hose and has a tank vent connection. Is UV and impact resistant and can be painted if required.

Dimensions Overall: 165H x 152W x 76D (mm)

Dimensions Cut Out: 121H x 108W (mm)



**800-01091**  
**DOOR SET FOR WATER FILLER INLET**



**800-01092**  
**INLET CONNECTOR FOR WATER FILLER**



**800-01096**  
**KEYS (PAIR) ONLY (PLASTIC) FOR**  
**WATER FILLER**



**800-01230**  
**MARINE AND OUTDOOR WATER HOSE**

A 10m drink water hose supplied on a manually retractable hose reel. Great for any RV, the hoses' reinforced core ensures continuous water flow. Compact in design (just 1.59cm wide), it has a carry handle for portability. (The hose comes standard with a 3/4" BSP threaded connection. Should this type of thread not be suited to your needs, an Adaptor Kit can be purchased - (refer to part number 800-01241 below)

Dimensions: 1.59W x 1000L (cm)



**800-01241**  
**ADAPTOR KIT FOR MARINE AND**  
**OUTDOOR WATER HOSE**

Allows you to attach the hose to any garden tap. Each kit contains a tap adaptor and two snap-on hose fittings.



**FLAT-OUT HOSES**

**800-01250**  
**FLAT OUT 15M DRINK HOSE**  
**25MM ID (ON MULTI-REEL)**

Dimensions: 375W x 440H (mm)




**800-01260****FLAT OUT 10M DRINK HOSE  
25MM ID (ON COMPACT REEL)**

Dimensions: 300W x 360H (mm)

**800-01270****FLAT OUT 9M WASTE HOSE  
25MM ID (ON MULTI-REEL)**

Dimensions: 375W x 440H (mm)

**800-01280****FLAT OUT 6M WASTE HOSE  
25MM ID (ON COMPACT REEL)**

Dimensions: 300W x 360H (mm)

**800-01290****FLAT OUT 9M WASTE HOSE 32MM ID  
(ON MULTI-REEL)**

Dimensions: 375W x 440H (mm)

*\* Empty reels also available, please refer to Section 3***DRINKING WATER HOSE (WHITE)****800-01300****WHITE NON-TOXIC REINFORCED WATER  
HOSE (12MM X 20M)****800-01310****WHITE NON-TOXIC REINFORCED WATER  
HOSE (12MM X 10M)****800-01327****3/4" BSP SPRINKLER ADAPTOR****WASTE HOSE 27MM ID****800-01340****WASTE HOSE 27MM ID X 30M ROLL**

Corrugated internally.

**BLACK WASTE HOSE 25MM ID**

Corrugated flexible hose, tough and durable waste hose with a "smooth" inner lining to prevent clogging available in 10m or 30m rolls with a 25mm ID diameter.

**800-01332****10M ROLL BLACK WASTE HOSE 25MM ID****800-01342****30M ROLL BLACK WASTE HOSE 25MM ID**

**BLACK WASTE HOSE 27MM ID**

Corrugated flexible hose, tough and durable waste hose with a "smooth" inner lining to prevent clogging available in 10m or 30m rolls with a 27mm ID diameter.

**800-01334****10M ROLL BLACK WASTE HOSE 27MM ID****800-01344****30M ROLL BLACK WASTE HOSE 27MM ID****800-01336****BLACK WASTE HOSE 38MM ID**

A smooth bore (inner lining) waste hose made from black PVC. It has great flexibility and is UV stabilised. Comes in a 10m roll.

**Nom O.D.:** 45mm**Vacuum Rating:** 310mm hg (@20°C)**Min. Bend Radius:** 140mm**800-01346****BLACK WASTE HOSE 32MM ID**

A smooth bore waste hose made from black PVC. It has great flexibility and is UV stabilised. Comes in a 10m roll.

**Nom O.D.:** 39mm**Vacuum Rating:** 310mm hg (@20°C)**Min. Bend Radius:** 115mm**800-01360****20M ROLL OF NON-TOXIC REINFORCED WATER HOSE**

A blue 20m plastic wrapped hose suitable for multiple applications, especially in caravans and boats. Can also be used with a standard 12mm garden hose fitting.

**Pressure Rating:** 12.5PN**800-01362****10M ROLL OF NON-TOXIC REINFORCED WATER HOSE**

A blue 10m plastic wrapped hose suitable for multiple applications, especially in caravans and boats. Can also be used with a standard 12mm garden hose fitting.

**Pressure Rating:** 12.5PN**800-01364****100M COIL OF NON TOXIC REINFORCED WATER HOSE**

A blue 100m plastic wrapped hose suitable for multiple applications, especially in caravans and boats. Can also be used with a standard 12mm garden hose fitting.

**Pressure Rating:** 12.5PN



### 800-01366

#### 12MM WHITE NON TOXIC WATER HOSE WITH FITTINGS 10M

12mm hose for the conveyance of drinking water, comes with fittings installed.

- > Proudly Australian made.
- > Conforms to AS/NZS 2070 (Plastics for food contact).
- > Excellent U.V. resistance to withstand extreme Australian conditions.
- > Manufactured from Phthalate free compound.
- > Specially manufactured as to not taint the water.

#### Specifications

**Inner Core:** White non tainting Polyolefin with smooth finish.

**Reinforcing:** High tenacity polyester yarn.

**Outer Cover:** U.V. stabilised clear Polyolefin with a smooth finish.

**Fittings:** Fitted with Perma-connect fittings c/w tap adaptor.

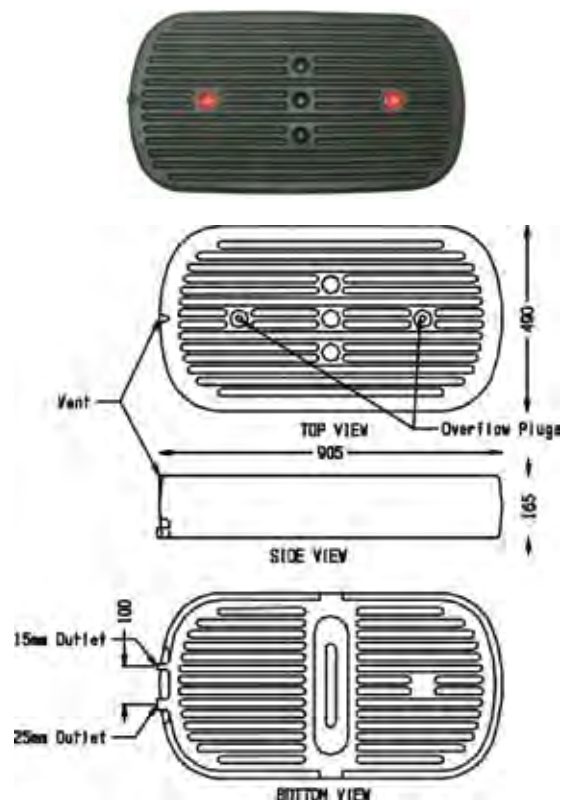


### 800-01520

#### ROUND ENDED TANK

61L round ended tank

900mm x 490mm x 165mm

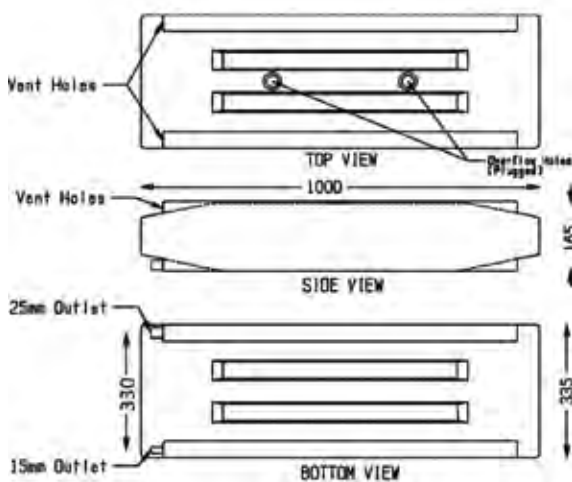


### 800-01500

#### ALKO TANK

52L Alko tank

1000mm x 330mm x 178mm

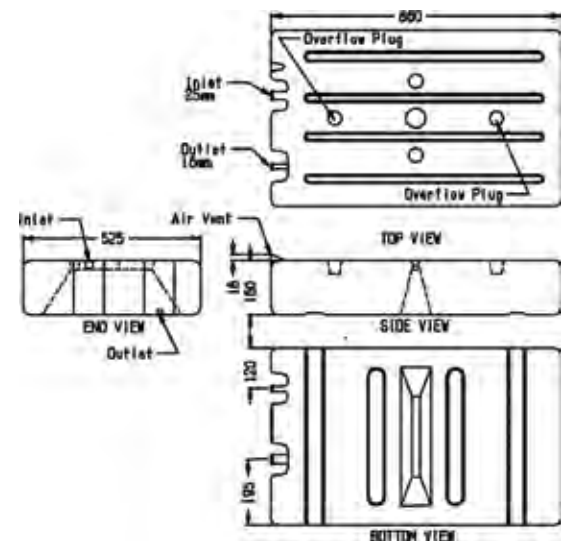


### 800-01530

#### MILLARD TANK

63L Millard tank

860mm x 525mm x 160mm



## WATER TANKS


**800-01540**  
**84L STANDARD TANK**  
 864mm x 508mm 216mm



**800-01567**  
**WATER TANK BUNGS**  
**FOR 65L AND 80L TANKS**



**800-01569**  
**WATER TANK BUNGS FOR 140L TANKS**



## COAST TANK

**800-01574**  
**90L WATER TANK WITH TAP**  
 Has a 25mm barb.  
 Dimensions: 1270L x 400W x 210H (mm)



**800-01576**  
**TOP CAP FOR JAYCO WATER TANK**




**800-01577**  
**SPARE TAP FOR 800-01574**



## HEAVY DUTY WATER TANKS

Heavy duty water tanks, robust construction with inbuilt mounting flange complete with fittings and threaded for tap facility.

**800-01580**  
**65L TANK**  
 810 x 190 x 615mm



**800-01582**  
**83L TANK**  
 810 x 265 x 615mm



**800-01584**  
**140L TANK**  
 1500 x 200 x 690mm



**800-01590****FIAMMA 70L WATER TANK**

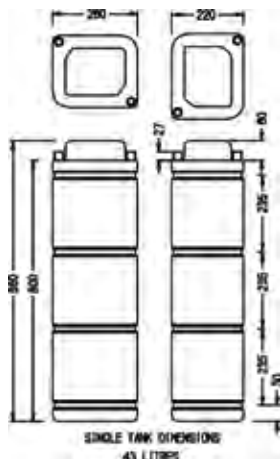
The Fiamma 70L fresh water tank is made of non-toxic material and weighs 3.7kg. Comes with all necessary fittings for installation.

Dimensions: 240D x 710L x 470Wmm

**800-01600****WATER TANK 43L MODULAR STANDARD 860 X 260 X 220MM**

This new moulded modular caravan and RV water tank will change the way you use water tanks. This one tank can be configured in many ways to provide a single low cost solution.

The BR Plastics tank is blow moulded from food contact approved High Molecular Weight High Density Polyethylene. This makes the tank a super tough performer. The tank is moulded with two integral 20mm (3/4 BSP) threaded closures that can accept a wide variety of standard fixtures and fittings. Using these standard fitting the tank can be networked together to provide almost limitless water storage options for your vehicle.

**800-01602****WATER TANK 43L MODULAR PACK ONE 860 X 260 X 220MM**

Pack One consists of:

- > 1 x 43L Tank
- > 2 x Elbows
- > 1 x 12mm Director
- > 1 x 25mm Director

**800-01604****WATER TANK 43L MODULAR PACK TWO 860 X 260 X 220MM**

Pack One consists of:

- > 1 x 43L Tank
- > 1 x Tee
- > 1 x Cap
- > 2 x 25mm directors


**800-01606****WATER TANK GREY WATER 50L MODULAR 698 X 382 X 210MM**

The BR Plastics tank is blow moulded from food contact approved High Molecular Weight High Density Polyethylene. This makes the tank a super tough performer. The tank is moulded with two integral 40mm (1.5" BSP) threaded female closures that can accept a wide variety of standard fixtures and fittings. Using these standard fittings the tank can be networked together to provide many water storage options for your vehicle.



**800-01608****WATER TANK 54 L CARAVAN AND RV  
WATER TANK 755 X 355 X 220MM**

The tank is moulded with three integral 20mm (3/4 BSP) threaded closers that can accept a wide variety of standard fixtures and fittings.

**800-01991****HOLMAN ADAPTER SET**

3 piece brass adapter set.

**800-01992****NETA 1 1/6" 12MM BRASS CLICK ON  
SPRAY ADAPTOR**

Screws into sprays or pumps and clicks into hose connections.

**JOHN GUEST PLUMBING FITTINGS****800-02000****JG FEMALE PLASTIC CONNECTOR  
FOR 12MM X 3/8 FBSP****800-02001****JG FEMALE PLASTIC CONNECTOR  
FOR 12MM X 3/8" FBSP**

Has a shallow (approx. 7mm deep) thread.

**800-02002****JG FEMALE PLASTIC CONNECTOR  
FOR 12MM X 1/2 FBSP****800-02004****JG 1/2 BARB FOR TUBE FITTING  
15MM X 1/2"****800-02006****JG STRAIGHT 12MM X 1/2 BSPT  
MALE ADAPTER**

**800-02008**  
**JG PLASTIC 12MM TEE CONNECTOR**



**800-02010**  
**JG PLASTIC 12MM ELBOW CONNECTOR**



**800-02012**  
**JG PLASTIC 12MM STRAIGHT CONNECTOR**



**800-02014**  
**JG PLASTIC 12MM X 1/2" BSP STRAIGHT MALE STEM ADAPTER**



**800-02016**  
**JG PLASTIC 12MM X 10MM JOINER**



**800-02018**  
**JG PLASTIC STEM ELBOW 12MM CONNECTOR**



**800-02019**  
**JG BRASS STRAIGHT 12MM X 1/2" NPT**



**800-02023**  
**JG 12MM TUBE INSERT IN BAGS OF 100**



**800-02024**  
**JG 12MM LOCKING CLIP**



**800-02026**  
**JG 1/2" BRASS MALE ADAPTER WITH 12MM PLASTIC ELBOW**



**800-02028**  
**JG 12MM PLASTIC SWIVEL ELBOW MALE 1/2" BSPT**



**800-02030**  
**JG 12MM EQUAL DIVIDER**



**800-02032**  
**JG 12MM SINGLE CHECK VALVE**



**800-02034**  
**JG 12MM BULKHEAD ADAPTER**



**800-02036**  
**JG 12MM SHUT-OFF VALVE PLASTIC**




**800-02038**  
**JG 12MM 3/8" STRAIGHT ADAPTER MALE PLASTIC**



**800-02040**  
**JG 12MM SERIES 08 RED PLUG**



**800-02042**  
**JG 12MM 1/2" TUBE TO HOSE BRASS**




**800-02048**  
**JG TUBE TO HOSE CONNECTOR (12MM X 10MM)**



**800-02098**  
**JG TUBE CUTTER**  
 (sold separately)




**800-02100**  
**JG BLUE 12MM X 100M ROLL OF TUBING**  
 UV resistant, sold per 100m roll.



**800-02101**  
**JG COLLET LOCKING TOOL**  
 A spacing tool used to help create space for, or remove, a locking clip.



**800-02102**  
**JG BLACK 12MM X 100M ROLL OF TUBING**  
 UV stabilised, sold per 100m roll.



**800-02104**  
**JG RED 12MM X 100M ROLL OF TUBING**  
 No uv protection; sold per 100m roll.



**800-02120**  
**JG BLUE 12MM X 10M ROLL OF TUBING**  
 UV resistant, sold per 10m roll.



800-02122

**JG BLACK 12MM X 10M ROLL OF TUBING**

UV stabilised, sold per 10m roll.



800-02124

**JG RED 12MM X 10M ROLL OF TUBING**

No uv protection, sold per 10m roll.



800-02150

**PINK WATER SEAL TAPE 12MM X 10M ROLL**

- > Resistant to almost all types of acids, bases, solvents, chemicals etc., (with the exception of fluorine, some fluoride chemicals and melted alkali metals).
- > Non-flammable (ASTM D-635 D-470). Non-ageing. High tensile strength even at low temperatures. Break-down resistant, especially, in connection with bending and vibration
- > Suitable for Natural Gas and LPG (Propane and Butane)



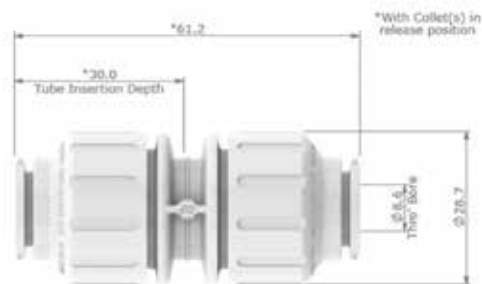
**JOHN GUEST WATERMARK FITTINGS**

The John Guest Speedfit RV Range has been specifically designed to meet Australian Standards and to be WaterMark compliant. The benefits of this range is its increased maximum working temperature and pressure. JG Speedfit tube fittings are warranted to achieve 80°C at 1000 kPa.

Push-fit plastic fitting for the connection of plastic and copper pipe. Designed, manufactured and assembled in the UK by John Guest Speedfit. Simply push the fitting fully onto the pipe and twist the plastic nut clockwise to lock in place. Should the need arise to demount the connection unlock the nut and push the collet towards the body of the fitting and pull the pipe to release. The fitting ensures an easier working environment in confined places and removes the need for hot works on site. Installation can be reduced by around 40% against traditional fixing methods.

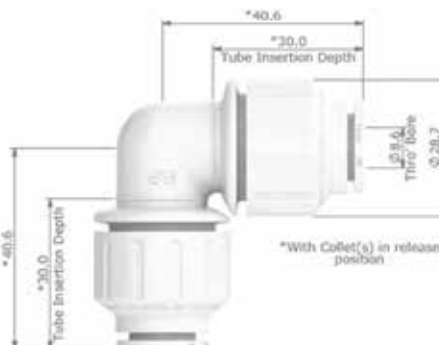
800-02200

**JG WATERMARK EQUAL STRAIGHT CONNECTOR 12MM PEMO412W**




800-02202

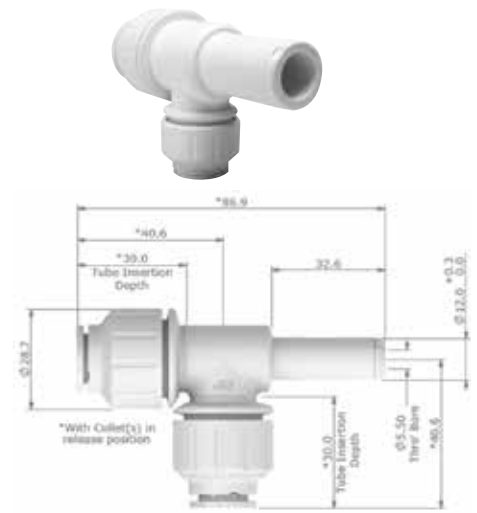
**JG WATERMARK EQUAL ELBOW 12MM PEMO312W**



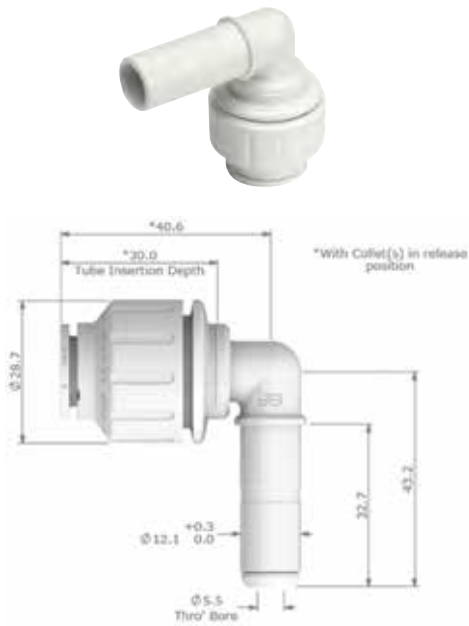
**800-02204**  
**JG WATERMARK EQUAL TEE 12MM**  
**PEM0212W**



**800-02208**  
**JG WATERMARK STEM TEE 12MM**  
**PEM531212W**



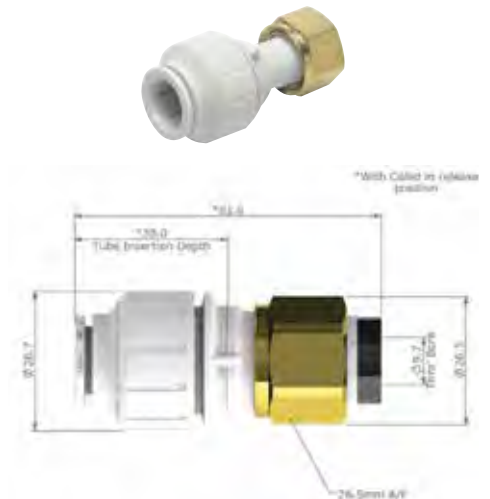
**800-02206**  
**JG WATERMARK STEM ELBOW 12MM**  
**PEM221212W**



**800-02210**  
**JG WATERMARK STEM REDUCER 12MM**  
**PEM061612W**




**800-02212**  
**JG WATERMARK STRAIGHT TAP**  
**CONNECTOR 12MM PEMSTC1214 1/2 BSP**





800-02214


**JG WATERMARK BENT TAP CONNECTOR  
12MM PEMBTC1214 1/2 BSP**



800-02218


**JG WATERMARK MALE ADAPTOR 12MM  
NC2771 1/2 BSPT**

Ideal for use with Suburban HWS



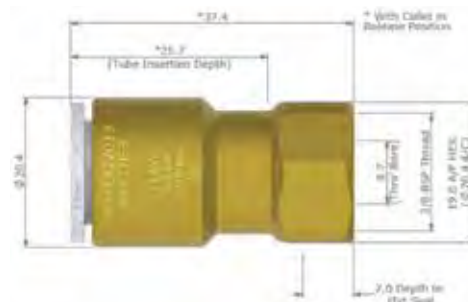
800-02216

**JG WATERMARK END CAP 12MM  
PSE4612W**



800-02220

**JG WATERMARK FEMALE ADAPTOR 12MM  
MW451213 3/8 BSP**



800-02222

**JG WATERMARK TUBE INSERT 12MM  
TSM12**



7

WATERMARK PLUMBING FITTINGS

**800-02224**  
**JG WATERMARK BPEX TUBE**  
 12MM X 50MM 12BPEX-50C



**800-02226**  
**JG WATERMARK COLLECT CLIP BLUE**  
 12MM CM1812B



**800-02228**  
**JG WATERMARK COLLECT CLIP RED**  
 12MM CM1812R



### PLASTIC PLUMBING FITTINGS

**800-02300**  
**PLASTIC BARBED ELBOW 13MM**



**800-02302**  
**PLASTIC BARBED ELBOW 19MM**



**800-02304**  
**PLASTIC BARBED ELBOW 25MM**



**800-02306**  
**PLASTIC BARBED JOINER 13MM**



**800-02308**  
**PLASTIC BARBED JOINER 19MM**



**800-02310**  
**PLASTIC BARBED JOINER 25MM**



**800-02312**  
**PLASTIC BARBED TEE 13MM**



**800-02314**  
**PLASTIC BARBED TEE 19MM**



**800-02316**  
**PLASTIC BARBED TEE 25MM**



**800-02318**  
**PLASTIC BARBED END PLUG 13MM**



**800-02320**  
**PLASTIC BARBED END PLUG 19MM**



**800-02322**  
**PLASTIC BARBED END PLUG 25MM**



**800-02324**  
**PLASTIC BARBED REDUCING JOINER**  
**19MM X 13MM**



**800-02326**  
**PLASTIC BARBED REDUCING JOINER**  
**25MM X 13MM**



**800-02328**  
**PLASTIC BARBED REDUCING JOINER**  
**25MM X 19MM**



**800-02330**  
**19MM BARBED X 13MM BRANCH TEE**



**800-02332**  
**25MM BARBED X 13MM BRANCH TEE**



**800-02334**  
**25MM BARBED X 19MM BRANCH TEE**



**800-02336**  
**13MM BARBED X 19MM BRANCH TEE**



**800-02338**  
**19MM BARBED X 25MM BRANCH TEE**



**800-02340**  
**13MM BARBED X 1/2" BSP FEMALE**  
**THREADED ELBOW**



**800-02342**  
**19MM BARBED X 1/2" BSP**  
**FEMALE THREADED ELBOW**



**800-02344**  
**25MM BARBED X 1/2" BSP**  
**FEMALE THREADED ELBOW**



**800-02356**  
**19MM BARBED X 3/4" BSP**  
**MALE THREADED TEE**



**800-02346**  
**13MM BARBED X 1/2" BSP**  
**FEMALE THREADED TEE**



**800-02358**  
**25MM BARBED X 1/2" BSP**  
**MALE THREADED TEE**



**800-02348**  
**19MM BARBED X 1/2" BSP**  
**FEMALE THREADED TEE**



**800-02360**  
**25MM BARBED X 3/4" BSP**  
**MALE THREADED TEE**



**800-02350**  
**25MM BARBED X 1/2" BSP**  
**FEMALE THREADED TEE**



**800-02362**  
**13MM BARBED X 1/2" BSP**  
**MALE THREADED ELBOW**



**800-02352**  
**13MM BARBED X 1/2" BSP**  
**MALE THREADED TEE**



**800-02364**  
**19MM BARBED X 1/2" BSP**  
**MALE THREADED ELBOW**



**800-02354**  
**19MM BARBED X 1/2" BSP**  
**MALE THREADED TEE**



**800-02366**  
**19MM BARBED X 3/4" BSP**  
**MALE THREADED ELBOW**



**800-02368**  
**25MM BARBED X 1/2" BSP**  
**MALE THREADED ELBOW**



**800-02370**  
**25MM BARBED X 3/4" BSP**  
**MALE THREADED ELBOW**



**800-02372**  
**19MM BARBED X 1/2" BSP**  
**MALE THREADED CORNER ELBOW**



**800-02374**  
**19MM BARBED X 1/2" BSP**  
**FEMALE THREADED CORNER ELBOW**



**800-02376**  
**25MM BARBED X 1/2" BSP**  
**MALE THREADED CORNER ELBOW**



**800-02378**  
**19MM BARBED X 1/2" BSP**  
**MALE THREADED SIDE OUTLET TEE**



**800-02380**  
**19MM BARBED X 1/2" BSP**  
**FEMALE THREADED SIDE OUTLET TEE**



**800-02382**  
**3/4" BSP NUT X 13MM TAIL**



**800-02384**  
**3/4" BSP NUT X 19MM TAIL**



**800-02385**  
**NUT AND TAIL HANSEN (40MM) - 1.5"**  
**BSPT X 40MM TAIL**



**800-02386**  
**1" BSP NUT X 13MM TAIL**



**800-02388**  
**1" BSP NUT X 19MM TAIL**



**800-91006N**  
**PIPELINE MALE CAMLOCK (32MM)**  
 Made from polypropylene with a 32mm BSP thread.



**800-02390**  
**1" BSP NUT X 25MM TAIL**



**800-91008N**  
**PIPELINE DUST CAP (25MM)**  
 Made from polypropylene with a 25mm BSP thread.



**800-02392**  
**PLASTIC BARBED IN-LINE VALVE 25MM**



**800-91010N**  
**PIPELINE DUST CAP (32MM)**  
 Made from polypropylene with a 32mm BSP thread.



**800-91000N**  
**PIPELINE FEMALE CAMLOCK WITH HOSE TAIL (25MM)**

Made from polypropylene with a 25mm thread.



**800-91012N**  
**PIPELINE BALL VALVE (25MM)**  
 Made from polypropylene, this spin weld ball valve has a 25mm thread.



**800-91002N**  
**PIPELINE FEMALE CAMLOCK WITH HOSE TAIL (32MM)**

Made from polypropylene with a 32mm thread.



**800-91014N**  
**PIPELINE BALL VALVE (32MM)**  
 Made from polypropylene, this spin weld ball valve has a 32mm thread.




**800-91004N**  
**PIPELINE MALE CAMLOCK (25MM)**  
 Made from polypropylene with a 25mm BSP thread.



**800-91016N**  
**PIPELINE GREY HOSE - 25MM**  
 Sold per metre.

**800-91018N**  
**PIPELINE GREY HOSE - 32MM**  
 Sold per metre.



**800-91020N****PIPELINE WASTE KIT WITH HOSE (25MM)**

Kit consists of: x1 800-91012N, x1 800-91000N,  
x1 800-91004N, x1 800-91008N and x3 800-91016N

**800-91022N****PIPELINE WASTE KIT WITH HOSE (32MM)**

Kit consists of: x1 800-91014N, x1 800-91002N,  
x1 800-91006N, x1 800-91010N and x3 800-91018N

**FUEL SAFE ALL PLASTIC CANS**

These fuel safe cans are made from high strength polyethylene for the safe transportation of fuel and other flammable liquids. Features an anti-glug pourer.

**800-02400****FUEL SAFE PLASTIC 5L FUEL CAN****800-02410****FUEL SAFE PLASTIC 10L FUEL CAN****800-02420****FUEL SAFE PLASTIC 20L FUEL CAN****ACCUMULATOR TANKS****800-03000****SHURFLO ACCUMULATOR TANK****800-03010****FIAMMA A20 ACCUMULATOR TANK****800-91096N****ROLL TANK HOSE KIT (25MM)**

Kit consists of: x2 800-91000N and x1 800-91016N

**800-91098N****ROLL TANK HARDWARE KIT (25MM)**

Kit consists of: x1 800-91024N, x1 800-91026N,  
x1 800-91028N, x1 800-91004N, x1 800-91008N and  
x1 800-91030N



**JRV TANK MONITOR****800-03100****Features**

Easy to install, has gauges for 2 fresh water tanks, 1 grey water tank, Battery level indicator and has pump switch

Dimensions: 119W x 98H x 13D (mm)

**800-03102****Features**

Easy to install, has a gauge for 1 fresh water tank, Battery level indicator and has pump switch

Dimensions: 119W x 98H x 13D (mm)

**800-03104****Features**

Easy to install, has gauges for 2 fresh water tanks, Battery level indicator and has pump switch

Dimensions: 119W x 98H x 13D (mm)

**800-03196****WATER SENSOR TANK HARNESS****800-03198****JRV TANK WELL NUT ONLY FOR MONITOR****800-04020****RV DRINKING WATER FRESH POWDER**

This is a concentrated formula that works fast to eliminate tastes and odors associated with anti-freeze, chlorine, plastic and metal tanks. Chlorine-free, non-toxic, and environmentally-safe (12oz bottle).

**800-04030****TASTE PURE (WATER FRESHENER)**

Eliminate algae and slime buildup from drinking water tanks. Just 28 grams helps remove bad smells and taste from 75L of water (473ml Bottle)

**800-04040****GREY WATER DEODORISER**

Deodorize black and grey water tanks with these compact tablets. One tablet treats up to 150L. (Pack of 6)

**800-04042****CAMCO TST GREY WATER ODOR CONTROL - 32 OZ 946 ML**

Remove grease buildup in your grey water tank, sink and shower drain lines with this concentrated treatment. Only 100ml per 140L eliminates foul odors, leaving a fresh lemon scent.





**800-04100****NATURAL WATER CHLORINE DIOXIDE TABLETS 8 X 4 GRAMS**

Water tanks in caravans and campers need to be treated regularly to ensure there is no harmful build-up of micro-organisms and biofilm. The fact that caravans are often not used for prolonged periods of time makes it even more crucial to keep the water safe for cooking and consumption.

Organic material in water tanks can be harmful to your health and negatively affects the taste and odour of water. The build-up of biofilm in pipes can also cause problems in the flow-rate and longevity of your system. CleanOxide®, which is Chlorine Dioxide, is the most effective product on the market to clean water tanks and ensure the water is safe for consumption.

- > Effective over a broad pH range (4 to 10)
- > Controls bacteria, fungi, viruses, biofilm and algae.
- > Neutralises unpleasant taste and odours from tank water.
- > Safer than Chlorine. CleanOxide® does not react with ammonia and does not produce toxic compounds in contact with organic materials present in water.
- > Effective at lower dose rates than chlorine or bromine.
- > Non-corrosive at the recommended dose rates
- > Bio-degrades in sunlight, so no harmful effect on the environment when flushing your tank.
- > Micro-organisms do not develop resistance to CleanOxide®.
- > Approved in Australia for the treatment of drinking water since 2005.

**Specifications**

Each 4 gram tablet treats 100 to 400 litres of water.

**800-04110****NATURAL WATER CLEANOXIDE GEL**

Unlike most conventional Odour treatments that merely mask bad smells our CleanOxide® Gel actually has the ability to kill the source of the problem. The Chlorine Dioxide that is released from the Gel works by destroying part of the odour molecule, stripping it of its odour potential. It is the oxygen ions that are doing the work, killing the airborne bacteria, mould or viruses and safely eliminating odour.

- > Slow regulated release of chlorine dioxide vapour at undetectable and safe levels.
- > Simple mixing instructions
- > 1 packet treats up to 25m<sup>2</sup> (floor area).



## SINKS

**800-04900****ARGENT SINK MK3 (LEFT HAND)**

This Argent sink has a left handed drain and comes with a smoked black glass lid.

**Specifications**

Overall Dimensions: 152H x 630W x 470D (mm)

Worktop Cut-Out Dimensions: 605W x 415D (mm)

Inside Bowl Dimensions: 100H x 290W x 368D (mm)

Sink Capacity: 9.6L

Net Weight: 5.5kg

**800-04910****KITCHEN CENTRE MK3**

A complete kitchen sink set, including plastic wash bowl, chopping board, draining board and draining rack. All accessories fit inside the stainless steel sink when not being used, which makes the Kitchen Centre a beautiful space saver. Comes with a smoked black glass lid.

**Specifications**

Overall Dimensions: 153H x 360W x 470D (mm)

Worktop Cut-Out Dimensions: 335W x 430D (mm)

Inside Bowl Dimensions: 99H x 290W x 368D (mm)

Sink Capacity: 11L

Net Weight: 3.6kg

**800-04980****SMEV BASIN WITH MIXER TAP**

A flush mount, stainless steel basin with a glass lid. It comes with a plug and waste kit.

Dimensions: 145H x 420W x 440D (mm)

**800-04982****SMEV SINK WITH DRAINER**

A Flush mount, stainless steel basin that comes with a plug and waste kit.

Dimensions: 125H x 590W x 370D (mm)

**800-04984****SMEV SINK WITH DRAINER**

A Flush mount, stainless steel basin that comes with a plug and waste kit.

Dimensions: 145H x 650W x 380D (mm)

**800-04986****SMEV SINK (SQUARE)**

A top fixing stainless steel sink with an inox finish. Comes with a plug and waste kit.

Dimensions: 370W x 370D x 125H (mm)

**800-04988****SMEV SINK (RECTANGULAR)**

A flush mount stainless steel sink with an inox finish. Comes with a plug and waste kit.

Dimensions: 280W x 380D x 145H (mm)



## THETFORD SINKS

**800-90004N**

### THETFORD SINK - LEFT HAND DRAIN

A top mount stainless steel sink with left hand drain section. It also features a smoked glass lid which allows you to maximize your work area whilst it is closed.

Dimensions: 630W x 475D x 160D (mm)



**800-04957**

### KITCHEN SINK 2011

Stylish and modern stainless steel sink and drainer with rounded corners and round bowl, complete with fitting brackets.

Length: 720mm

Wide: 440mm

Bowl Diameter: 365mm

Bowl Depth: 160mm



**800-90006N**

### THETFORD SINK - RIGHT HAND DRAIN

A top mount stainless steel sink with right hand drain section. It also features a smoked glass lid which allows you to maximize your work area whilst it is closed.

Dimensions: 630W x 475D x 160H (mm)



**800-90500N**

### THETFORD BEZEL FOR SINKS (BLACK)

A rubber bezel suited to 800-90000N and 800-90002N and is sold per metre. Suitable for use as a sealant around the edges of a sink (instead of using a silicone sealant).



**800-04992**

### SMEV SINK PLUG

A replacement plug to suit Smev sinks and has a 38mm diameter.



**800-90008N**

### THETFORD BASIC LINE 340 SINK

A stainless steel sink with a black glass lid and water tap hole. It is easy to clean and comes with a siphon and bung (a plug), it weighs just 2.9kg.

External Dimensions: 140H x 400W x 445D (mm)

Cut Out Dimensions: 387W x 429D (mm)

Capacity: 7.5L



**800-04994**

### SMEV PLUG AND WASTE KIT (STRAIGHT)

Plug and waste kit to suit SMEV sink (25mm straight)



**800-04996**

### PLUG AND WASTE KIT TO SUIT SMEV SINK (25MM 90°)



**800-90502N**  
**SPINFLO 19MM**  
**WASTE STRAIGHT**



**800-90504N**  
**SPINFLO 19MM**  
**WASTE ANGLED**



**800-04997**  
**SMEV SINK RUBBER SEAL**  
 Black rubber seal for SMEV sinks, sold in 3m lengths.



**800-05070**  
**WHITE ACRYLIC RECTANGULAR BOWL**  
 Dimensions: 333mm x 284mm x 130mm



**800-05080**  
**WHITE ACRYLIC CORNER SINK BOWL**  
 Dimensions: 275mm x 275mm x 120mm



**800-05090**  
**WHITE ACRYLIC OBLONG HAND BASIN**  
 Dimensions: 493mm x 185mm x 124mm



**800-05112**  
**RUBBER SINK PLUG**  
 Red rubber sink plug 25mm with pull shackle.



## WASTE OUTLETS

**800-05150**  
**WASTE OUTLET 25MM STRAIGHT WHITE**



**800-05152**  
**WASTE OUTLET 25MM STRAIGHT GREY**



**800-05160**  
**WASTE OUTLET 25MM 90° WHITE**



**800-05162**  
**PLASTIC SILVER/GREY 25MM WASTE**  
**OUTLET, 90°**



## EXTERNAL SHOWER BOX WATERMARKED

A lockable external shower unit with hot and cold mixer taps, perfect for cleaning up before entering your RV.

- > Can be mounted either vertically or horizontally with soap holder feature moulded into the body.
- > Hand Shower Holder can be fitted inside of the door to suit mounting orientation
- > Feature quarter turn ceramic disk valves so the fittings turn in the opposite direction remaining mirrored in the open position.
- > Watermarked Approved tap and fittings
- > Supplied with soft backing gasket

Dimensions: 325W x 200H x 99D (mm)

## 800-05900 EXTERNAL SHOWER BOX WATERMARKED - BLACK



## 800-05902 EXTERNAL SHOWER BOX WATERMARKED - WHITE



## 800-06000 AUX EXTERNAL SHOWER UNIT - BLACK

UV and impact resistant, it features an enclosed casing which prevents potential water leakage into the wall of your RV. Thanks to the large flange, it can easily be retrofitted into other external shower cutouts. It comes with a key to lock the lid when not in use and an adjustable water flow toggle lever.

Water Flow: 9.5L/min max.

Cut-out Dimensions: 150H x 279W (mm)

Total Depth: 119 (mm)



## 800-06002

### AUX EXTERNAL SHOWER UNIT - WHITE

UV and impact resistant, it features an enclosed casing which prevents potential water leakage into the wall of your RV. Thanks to the large flange, it can easily be retrofitted into other external shower cut-outs. It comes with a key to lock the lid when not in use and an adjustable water flow toggle lever.

Water Flow: 9.5L/min max.

Cut-out Dimensions: 150H x 279W (mm)

Total Depth: 119(mm)



## SHOWER HOSES

### 800-06028

#### HAND HELD SHOWER KIT

Includes hose, rose and bracket.



### 800-06030

#### EUTOPIA HAND HELD SHOWER KIT

Includes the hose, rose and bracket



### 800-06040

#### CHROME SHOWER HEAD KIT

Save water with this showerhead kit, thanks to a handy on/off switch that allows you to pause the water flow whilst you shampoo. This showerhead features four spray patterns from a gentle spray to hard rain. Each kit includes: a chrome showerhead, flexible shower hose (1.5m), washers, a wall mount and hardware.



## HOT AND COLD SHOWER MIXERS

**800-06102**  
**EUTOPIA WHITE SHOWER MIXER**  
 1/2" THREAD



**800-06103**  
**EUTOPIA CHROME SHOWER MIXER**  
 1/2" THREAD



## HAND PUMPS

**800-06400**  
**TROJAN HAND PUMP - WHITE**  
 Has an efficient dual pumping action and its interior seals are made of polyurethane. Requires a 32mm hole.



**800-06404**  
**TROJAN EPD HAND PUMP - BLACK**  
 Has an efficient dual pumping action, its interior seals are made of polyurethane. Requires a 32mm hole



**800-06410**  
**BREHA HAND PUMP (PLASTIC SHAFT) WHITE**



**800-06414**  
**BREHA HAND PUMP (PLASTIC SHAFT) BLACK**



**800-06440**  
**LOWBOY HAND PUMP**  
 Lowboy Manual Hand Pump White with Chrome Spout.



**800-06450**  
**COAST CHROME HAND PUMP**  
 Has a grey plastic shaft with chrome accents and spout.




**800-06499**  
**LOWBOY HAND PUMP #131 REPAIR KIT**



**800-06610**  
**SHOWER BASES**  
 White acrylic shower base.  
 Dimensions: 960 x 580 x 125mm



**800-06612**  
**DELUXE SHOWER TRAY**  
 White acrylic tray  
 Dimensions: 683mm x 1010mm x 75mm



## BATHROOM MODULE

800-06640

**VT90 SHOWER TRAY SECTION ONLY  
- WHITE**

Dimensions: 830 x 670 x 55



800-06650

**VT90 MODULE LOWER BASIN SECTION  
ONLY**

Dimensions: 820 x 670 x 160mm



800-06655

**VT90 C400 TOILET SPACER**



800-06660

**VT90 MODULE UPPER VANITY SECTION  
ONLY WITH MIRROR DOORS**

Dimensions: 560H x 670W x 130D (mm)



800-06670

**ACRYLIC SOAP HOLDER - WHITE**

Dimensions: 328H x 220W x 90D



## COAST WATERMARK CHROME BATHROOM FIXTURES

800-06700

**CHROME FLICK MIXER WITH 160MM  
SPOUT**



800-06710

**CHROME FLICK MIXER WITH 190MM  
SPOUT**



800-06720

**CHROME SHOWER FLICK MIXER**



800-06730

**CHROME SHOWER RAIL  
with Hose, Rose and Soap Dish**



# 7

BATHROOM FITTINGS

**800-06750****HIGH RISE SINK MIXER (35MM)**

Has a 4 star water rating, consuming 7.5L per minute. Comes with a 5yr manufacturer's warranty on the cartridge only.

**800-06760****COAST SHOWER MIXER (35MM)**

A wall mountable shower mixer, comes with a 5yr manufacturer's warranty (on the cartridge only).

**800-06770****COAST HIGH RISE SINK MIXER WITH 13CM SPOUT****800-06772****COAST WATERMARK RIGHT HAND TAP, FOLD DOWN FAUCET**

Right hand tap, fold down chrome faucet, conveniently folds down into the sink when not being used. Can be used for hot or cold water (red and blue buttons included).

**Specifications**

**Height:** 180mm (when fitted)

**Height when folded:** 70mm (when fitted)

**Thread Size:** 3/8 FBSP  
WaterMarked Certified

**800-06774****COAST WATERMARK LEFT HAND TAP, FOLD DOWN FAUCET**

Left hand tap, fold down chrome faucet, conveniently folds down into the sink when not being used. Can be used for hot or cold water (red and blue buttons included).

**Specifications**

**Height:** 180mm (when fitted)

**Height when folded:** 70mm (when fitted)

**Thread Size:** 3/8 FBSP  
WaterMarked Certified

**800-06776****COAST WATERMARK HOT AND COLD MIXER FAUCET WITH FOLD DOWN SPOUT**

Hot and cold mixer faucet chrome with folding/swivel spout.

**Specifications**

**Height:** 200mm (when fitted)

**Height when folded:** 70mm (when fitted)

**Thread Size:** 3/8 FBSP  
WaterMarked Certified

**800-06900****TV15 1/2 MALE TEMPERING VALVE**

**Cold Water Supply Temperature:** 5°C - 30°C

**Hot Water Supply Temperature:** 60°C - 90°C

**Set Temperature:** 50°C standard

(must be commissioned onsite by installer)

**Accuracy of Outlet Temperature:** +/- 3°C

(as per AS4032.2)

**Maximum Working Pressure (Static):** 1400Kpa

**Maximum Working Pressure (Dynamic):** 500Kpa

**Minimum Flow Rate:** 3.6L/min under outlet pressure 10Kpa





800-06902

**JG 12MM TEMPERING VALVE**

Cold Water Supply Temperature: 5°C - 25°C  
Hot Water Supply Temperature: 65°C - 80°C  
Set Temperature: 50°C standard  
Accuracy of Outlet Temperature: +/- 3°C  
Maximum Working Pressure (Static): 16 Bar (1600Kpa)  
Maximum Working Pressure (Dynamic): 5 Bar (500Kpa)  
Minimum Flow Rate: 5.0L/min



850-00502

**FIAMMA BI-POT 39**

Top tank capacity: 15L  
Waste tank capacity: 20L  
Weight: 4.4kg



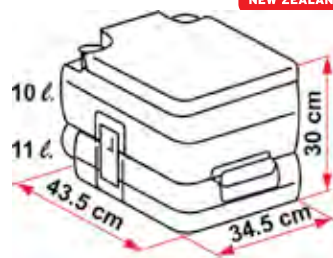
**FIAMMA BI-POTS**

These Italian Bi-Pots are a simple, and strong, self-contained fresh water flushing portable toilet. They can be dismantled (valve inclusive) to facilitate a thorough cleaning and emptying is easy and hygienic thanks to the large discharge openings. Stainless steel side hooks securely lock the top tank to the waste tank ensuring no movement whilst in use. The waste tank is made of a one-piece moulding which means no nasty leaks and the release valve is watertight too with a handy anti-odour seal. Semi-transparent lids (on the waste outlet and the top tank inlet) help to keep track of each tank's internal level so you know when to empty or top up. Both tanks are scratch resistant.

850-00510

**FIAMMA BI-POT 30**

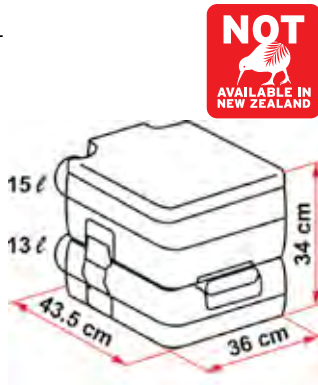
Top tank capacity: 10L  
Waste tank capacity: 11L  
Weight: 3.9kg



850-00500

**FIAMMA BI-POT 34**

Top tank capacity: 15L  
Waste tank capacity: 13L  
Weight: 4.3kg



850-00592

**FIAMMA SLIDE VALVE KIT FOR 1513,1520 AND BIPOT 30**



850-00602

**FIAMMA BI-POT TOP RUBBER SEAL FOR SLIDE VALVE**



**850-00612**  
**FIAMMA BI-POT WHITE LOCKING SIDE HINGE**



**850-00618**  
**FIAMMA BI-POT LARGE CAP FOR TOP OR BOTTOM TANK**



**850-00619**  
**FIAMMA BI-POT LARGE CAP SEAL**



**850-00650**  
**FIAMMA BI-POT 30 TOP TANK CAP**



## THETFORD PORTA POTTIS

Made from a light but tough plastic, these Porta Pottis are hermetically sealed (meaning that the seals are completely airtight, ensuring no unpleasant smells can escape!) Cleaning is also made easy thanks to detachable toilet seats. Available in five sizes, the range features lid clips (these keep the lid down when not in use). They also feature a vent button for 'no splash' emptying and a holding tank indicator to tell when it's time for emptying. Comes with a limited 3 year warranty and a complimentary Additives Starter Pack.

### 850-00800 145 (WHITE)

**Dimensions:**  
330H x 383W x 427D (mm)  
**Seat Height:** 324 (mm)  
**Flushing System:** Bellow  
**Holding Tank Capacity:** 12L  
**Flush Tank Capacity:** 15L  
**Net Weight:** 3.6kg



### 850-00810 165 (WHITE)

**Dimensions:**  
414H x 383W x 427D (mm)  
**Seat Height:** 408 (mm)  
**Flushing System:** Bellow  
**Holding Tank Capacity:** 21L  
**Flush Tank Capacity:** 15L  
**Net Weight:** 3.9kg



### 850-00820 335 (WHITE)

(Comes standard with a hold down kit)  
**Dimensions:**  
313H x 342W x 382D (mm)  
**Seat Height:** 308 (mm)  
**Flushing System:** Piston  
**Holding Tank Capacity:** 10L  
**Flush Tank Capacity:** 10L  
**Net Weight:** 3.3kg



### 850-00830 345 (WHITE)

**Dimensions:**  
330H x 383W x 427D (mm)  
**Seat Height:** 324 (mm)  
**Flushing System:** Piston  
**Holding Tank Capacity:** 12L  
**Flush Tank Capacity:** 15L  
**Net Weight:** 3.8kg



### 850-00840 QUBE 365 (WHITE)

**Dimensions:**  
414H x 383W x 427D (mm)  
**Seat Height:** 408 (mm)  
**Flushing System:** Piston  
**Holding Tank Capacity:** 21L  
**Flush Tank Capacity:** 15L  
**Net Weight:** 4.0kg



### 850-00850 THETFORD PORTA POTTI 565P (WHITE)

The 565 is the cream of Thetford's Porta Potti crop! Featuring stylish good looks, it also has a functional 443mm seat height. It also features a built-in toilet roll holder, tank level indicators and an integrated seat cover lock.

**Dimensions:**  
458H x 388W x 450D (mm)  
**Seat Height:** 443mm  
**Flushing System:** Piston  
**Holding Tank Capacity:** 21L  
**Flush Tank Capacity:** 15L  
**Net Weight:** 5.5Kg



### 850-00860 THETFORD PORTA POTTI E565E (WHITE)

The 565 is the cream of Thetford's porta potti crop! Featuring stylish good looks it also has a functional 443mm seat height. It has an electric flush system (operates on x6 1.5V AA batteries which lasts 500-700 flushes). It also features a built-in toilet roll holder, tank level indicators and an integrated seat cover lock.

**Dimensions:**  
458H x 388W x 450D (mm)  
**Seat Height:** 443 (mm)  
**Flushing System:**  
Electric (battery)  
**Holding Tank Capacity:** 21L  
**Flush Tank Capacity:** 15L  
**Net Weight:** 5.5kg



# 7

THETFORD PORTA POTTIS

## THETFORD TOILET ADDITIVES

From the makers of *Porta Potti*

**THETFORD**

**WORLD'S NO. 1 IN TOILET ADDITIVES**

Your Thetford Toilet is the best mobile toilet in the market. To ensure you maintain this top quality product and enjoy a carefree and comfortable holiday, you should always use Thetford products for your Thetford toilet, because only the best will do.

### THETFORD AQUA KEM BLUE

Aqua Kem Blue is a powerful and easy to use additive for waste holding tanks. It has a pine scent and can be used in Cassette Toilets as well as Porta Pottis. Its formula is derived not only to suppress unpleasant smells and reduce gas build-up, but also to break down solids and toilet tissue. To use, simply pour 150ml into a 20L waste tank. Add 2-3L of water to ensure optimum performance. Thetford recommends refreshing every 4-5 days.

**850-01024**  
AQUA KEM BLUE (1L)



**850-01028**  
AQUA KEM BLUE (2L)



### THETFORD AQUA KEM GREEN

Aqua Kem Green is the environmentally conscious version of the Aqua Kem Blue. It has a lingering lemon scent that lasts for up to 4 days. It reduces gas build-up, eliminates nasty smells and also breaks down solids and toilet tissue. To use, simply pour 150ml into a 20L waste tank. Add 2-3L of water to ensure optimum performance. Aqua Kem Green is safe to empty into septic tanks (Test ISO 11734).

**850-01034**  
AQUA KEM GREEN (1L)



**850-01038**  
AQUA KEM GREEN (2L)

**NZ #850-92010N**  
AQUA KEM GREEN (1.5L)



## THETFORD AQUA RINSE PLUS

Aqua Rinse Plus is a highly effective, fresh smelling fluid for the flush-water tank. It enables a more effective flush and keeps the flush water clean. It's suitable for disposal into septic tanks (Test ISO 11734) and also lubricates the seals. Suitable for use in Cassette Toilets and Porta Pottis. Available in two sizes.

**850-01041**  
**AQUA RINSE PLUS (1L)**



**850-01043**  
**AQUA RINSE PLUS (2L)**

**NZ #850-92022N**  
**AQUA RINSE PLUS (1.5L)**

**850-01060**  
**THETFORD CASSETTE TANK CLEANER**

A powerful fluid for periodical cleaning and maintenance of the waste-holding tank. Cassette Tank Cleaner thoroughly cleans the waste-holding tank and prolongs its life span. No scrubbing required! Simply pour 300ml into your tank and fill with approx. 5L of water. Leave it on each side for about 8hrs and rinse after. Available in a 1Lt bottle.



**850-01062**  
**THETFORD AQUA RINSE SPRAY**

A special formula developed for toilets connected to the central water tank of the vehicle. Just spray inside the bowl before or after using the toilet to ensure a smooth flush and a fresh smelling toilet. Aqua Rinse Spray coats the toilet bowl with a special, protective layer which results in a smoother flush and limits the number of flushes required. Available in a 500ml spray bottle.



**850-01064**  
**THETFORD BATHROOM CLEANER**

Cleaning agent for safe, easy and thorough cleaning of all plastic surfaces in caravan or motorhome. Wipe with a damp cloth or rinse with water. For extra shine, polish with a soft, dry cloth. On particularly dirty surfaces, allow the cleaner to work in for a few minutes before cleaning or repeat the process if necessary.



**850-01066**  
**THETFORD TOILET BOWL CLEANER**

A cleaner for the inner side of the toilet bowl. The thick concentrated formula of Toilet Bowl Cleaner coats the bowl for better cleaning and targets even the hard to reach areas of the bowl, leaving a lovely fresh scent behind.



**850-01068**  
**THETFORD TANK FRESHENER**

Effective fluid for use in the waste water tank and tubing. Reduces deposits and grease contamination, prevents unpleasant smells, promotes trouble-free discharge of your tank and is safe for all plastics. Dose 50ml of Tank Freshener per 25 litres of waste water tank capacity.



**850-01072****THETFORD AQUA KEM BLUE ZIP BAG SACHETS**

Water-soluble toilet sachets for the waste-holding tank.

- > Easy to use: sachets completely dissolve in water
- > Apply the right dose easily
- > Highly concentrated
- > Outstanding odor control
- > Reduces gas build-up
- > Suitable for winter camping
- > Liquefies waste for easier tank emptying
- > 12 sachets (12 x 30 gr.)

**850-01073****THETFORD AQUA KEM BLUE SACHETS PROMOTION 12+3**

Water-soluble toilet sachets for the waste-holding tank.

- > 3 free sachets in each bag of promo Aqua Kem Blue Sachets
- > Easy to use: sachets completely dissolve in water
- > Easy to carry, lightweight packaging
- > Liquefies waste for easier tank emptying
- > Highly concentrated and pre-dosed
- > Outstanding odor control
- > Reduces gas build-up

**850-01074****THETFORD AQUA KEM GREEN ZIP BAG SACHETS**

Water-soluble sachets for the waste-holding tank.

- > Easy to use: sachets completely dissolve in water
- > Septic tank safe (Test ISO 11734)
- > The right dose every time
- > Superior odor control with biological action
- > Liquefies waste for easier emptying
- > Reduces gas build-up
- > 12 sachets (12 x 42.5 gr.)

**THETFORD AQUA KEM LAVENDER**

Aqua Kem® Blue Lavender offers the trusted quality Aqua Kem® Blue with a fresh lavender scent. Like the Aqua Kem® Blue (no. 1 toilet additive for mobile toilets world wide), the Aqua Kem® Blue Lavender is a highly effective toilet fluid for the waste-holding tank, that offers the best performance for your Cassette- and portable toilet.

**850-01076****AQUA KEM BLUE LAVENDER (1L)****850-01078****AQUA KEM BLUE LAVENDER (2L)****850-02500****TOILET TISSUE**

Fiamma soft tissue -made from pure water-soluble wadded cellulose, it won't clog up tanks or waste valves (6 rolls per pack)

**850-02510****TST RV AND MARINE TOILET TISSUE**

Fast dissolving, clog resistant toilet tissue is biodegradable and septic tank safe! Ply / 4 rolls per bag, 280 sheets per roll.

**850-02520****THETFORD AQUA SOFT TOILET TISSUE 4/PK**

A super soft toilet paper that quickly decomposes in your waste tank thus preventing clogging and damage to your waste tank. Each pack contains 4 rolls.

- > Dissolves quickly
- > Prevents clogging
- > Easier to empty waste-holding tank
- > Prevents malfunctions or damage to the waste-holding tank
- > Super-soft toilet paper.



## THETFORD CASSETTES

The built-in Cassette Toilet consists of two parts: a permanently installed toilet and a removable waste-holding tank. A clever indicator lets you know when the tank needs to be emptied, and you can access and remove the tank through a small door (Service Door 3 - 850-01600 or 850-01601) on the outside of the vehicle. Choose from various models. All Thetford Cassette Toilets come with a 3 year warranty.

### C402 - C

A bench model toilet with integrated water tank and electric flush. The C402 comes with a bigger 19.3Lt waste-holding tank with wheels, to allow for easy emptying.

#### Specifications

Dimensions: 512H x 670W x 400D (mm)

Seating Height: 473mm

Net Weight: 8.1kg

Flushing System: Electric

Capacity of Flush-Water Tank: 15L

Capacity of Waste-Holding Tank: 19.3L (with wheels)

### 850-01412

**C402-C CASSETTE TOILET WITH RIGHT HAND INTERNAL WATER SUPPLY**

### 850-01422

**C402-C CASSETTE TOILET WITH LEFT HAND INTERNAL WATER SUPPLY**



## THETFORD C220 SERIES

Based on the proven concept of the C200, the C220 is a compact Cassette Toilet with high quality functions and a completely new design. The C220 is everything you would expect from a Thetford toilet.

- > Waste-holding tank with wheels
- > User friendly controls
- > Waste-level indicator
- > Contemporary modern design
- > Larger tank (18L)
- > Easy upgrade to C263 Ceramic
- > Higher seating position
- > Larger, deeper bowl

### 850-90070N

**THETFORD C223CS SWIVEL TOILET 12VOLT NO DOOR**

#### Specifications

Dimensions: 534 x 394x 580 mm

Seating Height: 492 mm

Net Weight: 7.2kg

Flushing System: Electric

Capacity of Waste Holding tank: 18L



### 850-01570

**THETFORD CASSETTE TOILET SWIVEL HEAD WHITE ELECTRIC WITH DOOR C223-CS**

#### Specifications

Dimensions: 534 x 394x 580 mm

Seating Height: 492 mm

Net Weight: 7.2kg

Flushing System: Electric

Capacity of Waste Holding tank: 18L



### 850-90094N

**THETFORD C224 SWIVEL MANUAL TOILET WITH WATER DOOR & CASSETTE DOOR**

#### Specifications

Dimensions: 727 x 394 x 580mm

Seating Height: 492 mm

Net Weight: 8kg

Flushing System: Manual

Capacity of Waste Holding tank: 18L



# 7

CASSETTE TOILETS

**850-90090N**  
**THETFORD C224CW SWIVEL**  
**TOILET (NO DOOR)**



**850-01591**  
**C263-CS CASSETTE WITH CERAMIC**  
**BOWL**

The C263-CS with full ceramic bowl is the top of the range in Cassette Toilets. It has a swivel bowl, electric flush and is connected to the central water tank of your vehicle. The waste-holding tank comes with wheels for easier emptying.

**Specifications**

**Dimensions:**

750H x 417W x 600D (mm)

**Seating Height:** 479mm

**Net Weight:** 17.5kg

**Flushing System:** Electric

**Capacity of Flush-Water Tank:** n/a

**Capacity of Waste-Holding Tank:**

17.5L (with wheels)



**850-90050N**  
**THETFORD C250CS TOILET WITH LOW**  
**BACK**

Similar to the C250 Ceramic toilet (previous) with the only difference being that the C250CS has a HD polyethylene toilet bowl making it very lightweight at 7.8kg. It too has an electric flushing system for your convenience and a waste holding tank on wheels. Its compact design allows for optimal use of space inside your RV, not to mention the 90° swivel capability. The waste tank's capacity is 17.5L, while the fresh water tank can store up to 8.3L. Supplied with door.

**Net Weight:** 7.8kg



**850-90060N**  
**THETFORD BRAVURA TOILET**

Suitable for RV's that have a permanent waste-holding tank, the Bravura connects to your caravan's central waste tank. It has a single foot pedal flushing system with an extra deep bowl to ensure less splashing. The Bravura is easy to install and is lightweight.

**Dimensions:** 454H x 421W x 531D (mm)

**Net Weight:** 8.3kg



**THETFORD C400 CASSETTES**

The built-in Cassette Toilet consists of two parts: a permanently installed toilet and a removable wasteholding tank. A clever indicator lets you know when the tank needs to be emptied, and you can access and remove the tank through a small door on the outside of the vehicle.

- > Highest level of seating comfort on the market
- > Lightweight, high-quality, durable plastic
- > Quiet yet powerful flushing system with full bowl coverage
- > Homelike bowl in size and comfort
- > 3 year warranty

**850-90022N**  
**THETFORD C400 TOILET LEFT HAND**  
**NO DOOR INCLUDED**

**850-99991**  
**THETFORD C400 LEFT HAND**  
**NEW TOILET KIT WITH DOOR**

**850-90032N**  
**THETFORD C400 TOILET RIGHT HAND**  
**NO DOOR INCLUDED**

**850-99990**  
**THETFORD C400 RIGHT HAND**  
**TOILET KIT WITH DOOR**





## THETFORD ACCESSORIES

**850-01592**  
**CASSETTE (ONLY) TO SUIT THETFORD**  
**C250 AND C263**



**850-93000**  
**THETFORD L/H HOLDING TANK T/S**  
**C2 CASSETTE ELECTRIC TOILET**



**850-93002**  
**THETFORD R/H HOLDING TANK T/S**  
**C2 CASSETTE ELECTRIC TOILET**




**850-93004**  
**THETFORD HOLDING TANK T/S**  
**C200 SWIVEL**



**850-93008**  
**THETFORD C220 SPARE CASSETTE**  
**ONLY**



**850-01624**  
**LEFT-HAND HOLDING TANK TO SUIT**  
**C400 TOILET**  
Convenient wheels and remarkable mechanisms for easy  
cleaning and maintenance (19.3L capacity)



**850-01626**  
**RIGHT-HAND HOLDING TANK TO SUIT**  
**C400 TOILET**



# 7

TOILET ACCESSORIES

**850-01594**  
**THETFORD CERAMIC SEAT AND LID TO SUIT C250**



**850-01608**  
**THETFORD C200 BLADE OPENER (YELLOW)**



**850-01600**  
**SERVICE DOOR TO SUIT THETFORD CASSETTE (WHITE)**



**850-01610**  
**WHITE SEAT AND LID ASSEMBLY (TO SUIT C2 CASSETTE TOILET)**



**850-01601**  
**SERVICE DOOR (#3) TO SUIT THETFORD CASSETTE (BLACK)**

With a pushbutton latch and lock.



**850-01614**  
**WHITE SEAT AND LID ASSEMBLY FOR C400**



**850-01604**  
**DRAIN CAP FOR C2**



**850-01616**  
**WHITE SEAT AND LID ASSEMBLY FOR C200**




**850-01606**  
**SLIDING COVER FOR C2, C200 AND C400 HOLDING TANKS**



**850-01719**  
**THETFORD HOLDING TANK MECHANISM FOR C250**



**850-01638**  
**RIGHT-HAND SLIDE ASSEMBLY FOR**  
**C400 HOLDING TANK**



**850-01640**  
**LEFT-HAND SLIDE ASSEMBLY FOR**  
**C400 HOLDING TANK**



**850-01644**  
**THETFORD SC234 VENT BUTTON**  
**YELLOW FOR C200**



**850-01650**  
**MEASURING CUP ONLY**  
**FOR CASSETTE HOLDING TANK**



**850-01652**  
**LIP SEAL OLD TYPE (PRE JUNE 2000)**



**850-01654**  
**LIP SEAL NEW TYPE (AFTER JULY 2000)**



**850-01656**  
**PUMP TO SUIT C2/C402 CASSETTE**  
**TOILET**



**850-01660**  
**THETFORD YELLOW DUMP CAP**



**850-01668**  
**THETFORD CONTROL PANEL/LEVEL**  
**INDICATOR FOR C400. 3232062**



**850-01751**  
**THETFORD ZADI KEY ONLY**

Please note that the barrel is sold separately. Once the keys have been purchased, please contact your local Coast team to order the corresponding barrel.



**THETFORD FRESH-UP SETS**

The toilet Fresh-Up Set is a simple and economic way to make a used Cassette Toilet as good as new. The set includes a waste-holding tank with a toilet seat and cover, along with the free toilet fluids to freshen up the toilet. You only pay for the waste-holding tank! The toilet Fresh-Up Set is available for Cassette Toilets C2/C3/C4\*, C200, C400\* and C250. Need an additional waste-holding tank for longer trips? Even then the toilet Fresh-Up Set is a perfect solution.

\* for left and right models.

**850-92090**  
**C200 FRESH-UP SET**

**850-92100**  
**C400 FRESH-UP SET**

**850-92114**  
**C250/260 FRESH-UP SET**

**850-92116**  
**C2/C3/C4 FRESH-UP SET FOR LH MODELS**

**850-92118**  
**C2/C3/C4 FRESH-UP SET FOR RH MODELS**

**VALTERRA SEWER HOSES**

**850-01808**  
**VALTERRA 3" X 10' QUICK DRAIN SEWER HOSE BLUE BOXED**



**850-01826**  
**VALTERRA 3" X 20' QUICK DRAIN SEWER HOSE BLUE BOXED**

**VALTERRA SEWER VALVES**

**850-01904**  
**VALTERRA T18 TWIN SEWER VALVE 3" AND 1-1/2"**



**850-01906**  
**VALTERRA T80 DOUBLE ROTATING VALVE ASSY 3" AND 1-1/2"**

**VALTERRA SEWER FITTINGS AND HOSE CONNECTORS**

**850-01950**  
**VALTERRA T1005 3" ID SLIP SOCKET FLANGE**



**850-01952**  
**VALTERRA T1006 3" OD SPIGOT FLANGE**



**850-01954**  
**VALTERRA F02-2028 3" BAYONET FITTING LUGS X 3" HOSE**



**850-01956**  
**VALTERRA T1024 3" STRAIGHT ADAPTER (HOOKS X 3" HOSE)**



**850-01958**  
**VALTERRA T1020 3" ENDCAP WITH BAYONET HOOKS**



**850-01960**  
**VALTERRA T1009 3" BAYONET END FLANGE FOR SEWER VALVE**



**850-01964**  
**VALTERRA E-Z THREADED STRAIGHT HOSE ADAPTER (F02-3101)**

Adapts hose to valve and is self threading, no hose clamps required, works with right-hand or left-hand coiled hose.



**850-01966**  
**VALTERRA REP SEALFOR E-Z (F02-3104VP)**



**850-01970**  
**VALTERRA F02-3108 E-Z COUPLER BAYONET FITTING**



**850-01984**  
**VALTERRA CP 1003VP 3" SEWER SLIDE VALVE**



### CAMCO SEWER FITTINGS

**850-02100**  
**SLIP ON RV STRAIGHT SEWER HOSE ADAPTOR**



**850-02110**  
**SLIP ON RV INTERNAL SEWER HOSE COUPLER**



**850-02120**  
**RV TWIST CONNECT KIT**

Connect two hoses quickly for added length, suitable for 3" (76.2mm) sewer hoses.




**850-02130**  
**RV 45° SEWER HOSE ADAPTOR**



**850-02140**  
**RV STRAIGHT SEWER HOSE ADAPTOR**



**850-02150**  
**RV SEWER HOSE CAP**



**CAMCO STANDARD SEWER HOSES**

Created for the occasional RVer.

**850-02300**  
**STANDARD 10FT (3M) RV SEWER HOSE**

- > 12mils of black HTS vinyl
- > compresses to 15.5" (39cm)
- > 7.6cm diameter
- > Comes boxed



**850-02310**  
**STANDARD 20FT (6M) RV SEWER HOSE**

- > 12mils of black HTS vinyl
- > 7.6cm diameter
- > Comes boxed



**CAMCO HEAVY DUTY SEWER HOSES**

Created for the seasoned RVer who makes weekend trips during the season.

**850-02350**  
**HEAVY DUTY 10FT (3M) RV SEWER HOSE**

- > Made of brown HTS vinyl
- > 7.6cm diameter
- > Comes boxed



**850-02360**  
**STANDARD 20FT (6M) RV SEWER HOSE**

- > Made of brown HTS vinyl
- > 7.6cm diameter
- > Comes boxed



**850-02362**  
**CAMCO RHINOFLEX 90° TOTE TANK HOSE KIT**

Connects your portable waste tank to any lug sewer fitting

- > Assembled kit is 3 feet long extended; 19 inches compressed
- > Includes 90 degree translucent elbow with bayonet swivel fitting
- > Fittings provide a secure, odor tight connection
- > Includes 2 storage cap



**850-02364****CAMCO RHINOFLEX 90° TOTE TANK FITTING**

Designed for use with RV Tote Tanks

- > Low profile 90° elbow for maximum drainage
- > Two swivel bayonet ends
- > Odor tight connection
- > UV stabilized resin

**850-02366****CAMCO RHINOFLEX SWIVEL WRENCH SET**

Provides leverage for loosening and tightening swivel fittings

- > Compatible with Rhino Revolution
- > Easy Slip and many other bayonet and lug fittings
- > Lightweight and durable
- > Ergonomic design
- > Set of 2

**850-02368****REVOLUTION RV SWIVEL HOSE KIT 3" X 20"**

Kit is the complete hose kit that comes with everything you need for a quick, reliable hook-up. Features new pre-attached fittings that rotate 360 degrees. Includes two 10 lb heavy duty vinyl sewer hoses with pre-attached swivel lug and swivel bayonet fittings and 4 storage caps. Other features include translucent elbow and wire guards to protect your hands. Patent pending. Also available: 10' Extension with pre-attached swivel lug and swivel bayonet fittings.

**850-02370****EASY SLIP RV SEWER KIT 3" X 10'**

This complete sewer kit comes assembled with everything you'll need for a quick, reliable sewer hook up. Nonrestrictive for free flow and faster dumping. Includes 10' HTS sewer hose, Easy Slip bayonet straight hose adapter and Easy Slip sewer elbow with 4-in-1 adapter.

**850-02372****RHINO FLEX KIT 3" X 15"**

All of the features that RVers are looking for in a complete kit. RhinoEXTREME hose will not dent or rust and will not crush if accidentally stepped on. Offers superior abrasion resistance for maximum protection against pinholes and leaks. The 10-ft kit includes a RhinoEXTREME hose with pre-attached Rhino bayonet and lug swivel fittings and 4-in-1 Elbow with adapter, plus four reusable locking rings and storage caps. The 20-ft kit includes all of the above, plus an additional hose with fittings, rings and caps as shown. Ready to use!

**850-02374****CAMCO EASY SLIP 4-1 SEWER ADAPTOR**

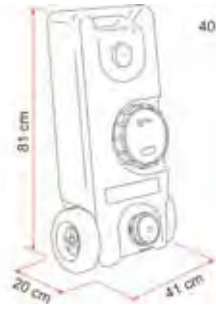
Easy Slip 4-in-1 Sewer Adaptor with Elbow Connects hose to dump station. The elbow's tapered end accepts all 3" hoses and slip-over fittings. Adapter fits into 3" slip or 3", 3-1/2" and 4" threaded pipe. Larger inside diameter allows for faster dumping. Elbow separates from adapter for storage in bumper.



**850-02600****FIAMMA 40LT PORTABLE WASTE TANK**

A 40Lt waste tank with level indicator and air release valve. Comes with a 45° angle adaptor to assist with emptying.

Weight: 3.9kg

**CONCENTRATED TOILET DROP INS****850-02802****TST MAX CONCENTRATE DROP INS**

Handy individual dose pouches which come in an easy-to-use resealable bag. One pouch treats a 40 gallon (151L) tank for up to 7 days. It dissolves instantly, breaking down waste and tissue and eliminates odours on contact. Fresh scented. (15 Per Bag)

**850-02812****TST ORANGE POWER DROP INS**

No measuring required and no mess. One Drop-In treats a 40 gallon (151L) tank. Harness the power of citrus to stop odours and break down waste. Environmentally friendly with a fresh citrus scent. (15 Per Bag)

**850-02820****CAMCO RHINO HOLDING TANK CLEANER - 6 PER BAG**

A powerful enzyme that helps clean your holding tank and remove waste from tank walls in less than 24 hours. Simply flush one drop-in per 150 liters of holding tank capacity down your RV toilet and fill 3/4 of the way with water, then let the drop-in do the rest of the work. Regular cleaning of your holding tank helps sensors function efficiently and keep unwanted smells at bay. The easy to use drop-in is pre-measured and safe for septic tanks. For best results, use one drop-in every three months.





**850-02694**

**FIAMMA ADAPTER FLAN**

For Valve for Roll Tanks.



**850-02695**

**FIAMMA OUTLET**

For Roll-Tank 40W



**850-02697**

**FIAMMA FLOAT**

For 40L Waste Roll Tank



**850-02698**

**FIAMMA TERMINATION CAP AND SMALL TUBE TANK**

To Suit 40L Waste Tank.

**850-02699**

**FIAMMA 3" TERMINATION CAP**

For 40L Portable Waste Tank



**ODOUR B GONE DEODORISERS**

Odour-B-Gone is a tablet form of compressed per-oxy salts; it contains no fillers i.e. it is made of 100% active ingredients. The tablets slowly dissolve in the holding/waste tank of the portable toilet over a 7 day period, releasing hydrogen peroxide which is known for effective bleaching, deodorising and sanitising.

**850-04050**

**ODOUR B GONE RV TOILET DISK - 20PK**



**850-04052**


**ODOUR B GONE RV TOILET DISK - 40PK**



**850-04054**

**ODOUR B GONE SLOW RELEASE - 20PK**

Removes bad odours, breaks down solids and contains no harmful chemicals.



**850-04102**

**HAPPY BOWL TOILET BOWL LINERS - 50 PER PK**

No fuss, no brush! Happy Bowl liners are designed specifically for caravan and motorhome toilets and porta potties.

These bio-degradable toilet bowl liners are hygienic, eliminate toilet brushes, minimize water usage and keep your bowl sparkling clean and streak free. Safe for septic tanks! (50 per box)



**7**

**TOILET ACCESSORIES**







# SECTION 8



## TV EQUIPMENT

(Product Group - 900)

Winegard Antenna and Spares	332 - 337
Foldaway Antenna and Accessories	337
Happy Wanderer Antenna and Spares	337 - 338
Signal Boosters	339
Reversing Cameras	339 - 341
Sphere™ Entertainment	341 - 344
Sphere™ Satellite	345 - 346
Fusion Entertainment	347 - 350
Furrion Audio/Visual Entertainment	351 - 355

---

## WATER HEATERS

(Product Group - 950)

Suburban HWS Range	356 - 361
HWS Maintenance Accessories	362
Suburban Nautilus HWS and Accessories	363 - 366

## WINEGARD SENSAR HV ANTENNA



Catch all of your favourite TV shows on your next RV adventure with the Winegard Sensar HV Antenna. This revolutionary bi-directional antenna receives both horizontal and vertical signals, allowing you to pick up a wider range of free-to-air channels on your RV's TV. Made in the USA, this robust antenna receives analogue, SD and HD signals. Never miss out on the footy grand final again - enquire about a Winegard Sensar HV today!

**900-00050**  
**(BULK PACK) WINEGARD SENSAR HV**  
**ANTENNA**

A new and innovative antenna that receives both horizontal and vertical digital signals allowing for reception in more areas. It features two independently amplified antennas to deliver maximum digital VHF/ UHF programming. Made in the USA, this bidirectional antenna receives analogue as well as standard and HD digital signals and has been designed to fit roofs from 2.5cm - 12cm thick. The OEM pack contains x4 Sensar HV Antenna kits which include: antennas mounted on the reliable crank-up lift turret assembly, a white on/ off power supply switch, hardware, 6.1m coax cable and a 139.7cm coax cable. RMC certified. The Winegard Sensar HV comes with a 1 year limited warranty, covered by Coast.

**Specifications**

**Range:** 144km

**Operating Voltage:** 12V DC

**Operating Dimensions:**

43.2W x 116H (cm)

**Stowed Dimensions:** 125.3L x 11.2H (cm)

**Weight:** 3.13kg



**900-00060**  
**(SINGLE BOX) WINEGARD SENSAR HV**  
**ANTENNA**

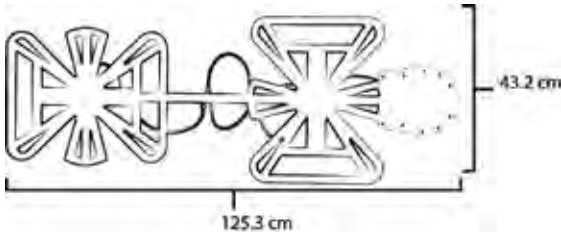
Has all the same features as the OEM pack (i.e. comes with complete antenna/ lift assembly, white on/ off wall plate and power supply switch, coax cables and mounting hardware) except that it is sold singularly.



**900-00070****WINEGARD SENSAR HV ANTENNA RETROFIT KIT (WITH HEAD AND MAST)**

This allows you to replace the amplified head on an existing Winegard antenna with the Sensor HV bidirectional head.\* It can also be used to replace the heads on Antennatek antennas as the old elevating gear can be used.

*\* Please check the roof clearance prior to purchasing the Sensor HV Retrofit Kit (refer to diagram, showing minimum roof top space required)*

**WINEGARD RVH 3095 SENSAR RV TV ANTENNA W/POWER SUPPLY****900-00010****RV-3095 ANTENNA**

The Sensor RV-3095 antenna has a built in amplifier and unique circuitry that gives you clear VHF/ UHF reception wherever you park your RV. Easy to install, and is bidirectional and corrosion resistant. Digital ready when combined with digital off-air tuner or HD digital television.

**900-00360****WINEGARD WHITE 12V POWER SUPPLY (FOR TV ANTENNA)**

A replacement part for a standard Winegard kit (i.e. a Winegard without a Sensor Pro).

**900-00014****(BULK PACK) WINEGARD ANTENNA**

Winegard antenna same features as RV3095 supplied in bulk pack (Sold in packs of 4). Digital ready when combined with digital off-air tuner or HD digital television. Full range of spare parts available from any Coast branch.

**900-00364****WINEGARD WHITE 2ND TV WALL PLATE ONLY**

A convenient TV outlet with 75ohm coax cable input and output. It has a (+) 12V DC receptacle and easily surface mounts onto a wall.

**900-00372****WINEGARD SENSAR PRO**

Designed, built and hand tested in the USA, the Sensor Pro allows you to find the highest signal strength and thus watch TV. It has an adjustable amplifier which provides up to 10dB for increased performance if needed.

**Dimensions (cm):** 11.4H x 7W x 1.9D

**Weight (g):** 81.6

**Cables/Outputs included:** Antenna IN, Cable IN, TV1 OUT and TV2 OUT



## 900-00400 WINEGARD DIRECTIONAL HANDLE EXTENSION

Used to extend the directional handle on leisure vehicles with a thicker roof. Roof thickness in excess of 4.75" (120.65mm) and up to 7" (177.8mm) would require an extension. *(The handle and extension should be glued together after checking that you have the correct handle. The handle will not work properly if it is not glued together.)*



## 900-00410 WINEGARD WINGMAN

This lightweight attachment (suitable for Winegard antennae only) attaches to the Sensor head and increases the digital UHF reception by up to 100%. Available in white, it acts as a digital booster. There are no wires to connect and no tools required for installation. The Wingman allows you to improve your Winegard Sensor's performance, enabling you to enjoy more free-to-air HD channels as it is optimised for digital and HD programming. The elements are powder coated to protect against the elements and rust. Note: The Wingman helps with UHF channels only and must be installed facing forward.


**Dimensions:** 419.1W x 355.6D x 35.6H (mm)  
**Weight:** 0.45kg



## 900-00422 RD 55" COAX ASSEMBLY FOR THE H/V ANTENNA



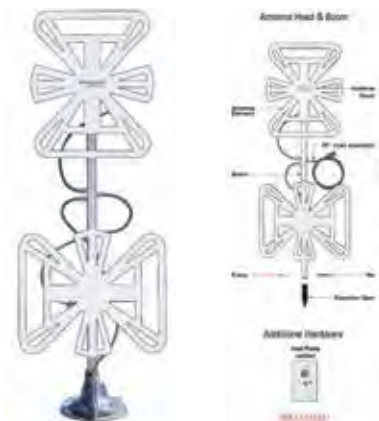
## WINEGARD SPARES



## SENSOR HV SPARE PARTS

**Sensor HV Spare Parts**

Part Description	Quantity	Part Description	Quantity
<b>900-00150</b> RP-0154: Boot	1	<b>900-00340</b> RP-2000: Nylon Bearing (for Crank)	1
<b>900-00230</b> RP-2048: Gear Housing Assembly	1	<b>900-00190</b> RP-3000: Elevation Gear	1
<b>900-00220</b> RP-0200: Wave Gear Assembly	1	<b>900-00260</b> RP-0228: Brass Flange	1
<b>900-00070</b> CG-0200: Reflector Kit (Head Only)	1	<b>900-00350</b> RP-0700: Crank (White)	1
<b>900-00320</b> RP-0020: Sensor	1	<b>900-00300</b> RP-0300: Directional Handle & Calling Plate (White)	1





**900-00392**  
**WINEGARD 4 CABLE ENTRY PLATE**



**900-00394**  
**WINEGARD 2 CABLE ENTRY PLATE**

Weatherproof entry for multi-conductor cable, to be used with dual coax systems.



**900-07000**  
**WINEGARD DS5 CRANK UP SATELLITE**

The only EMC tested and C-Tick approved Winegard in New Zealand! The DS-5 is easy to install and is operated via Winegard Digital Sensor. Suitable for use on caravans, pop tops and motorhomes this is an economical option to have satellite TV on the move.



**900-07318**  
**FREEVIEW DECODER WITH CARD READER**

The smallest, most powerful high definition free to air satellite receiver available on the market.

Can be used either horizontally or vertically. USB2 port to attach USB hard drives etc. for updating firmware, channels lists and also recording and pausing live TV.

Built in Infra-Red sensor, allows the box to be hidden in a cupboard and just point the remote at the remote sensor to change channels and volume.

Ideal for the motorhome/caravan etc.

- > No tuning required
- > Factory set for 10750 LNB
- > Full instruction manual
- > Fully upgradable via software
- > Dimensions: 162W X 115D X 30H (mm)
- > Weight: 200 gm.



**TELESAT HD TVS WITH FREEVIEW**

Designed specifically for New Zealand, these TVs feature a built-in DVD player, DVB-S2 and DVB-T tuners, a CI slot for a Skycard adaptor and numerous inputs including: USB, SD, AV, HDMI and headphone.

**Specifications**

**Tuner Type:** DVB-S/ DVB-S2 and DVB-T/ MPEG2/ MPEG4 (H.264)

**Common Interface Support:** x1 CI slot (certain cards only)

**EPG:** Full 70day EIT EPG for Freeview

**Software Support Update:** USB

**Remote Control:** Yes (included)

**Power:** 12V/240V (Adaptors included)

**Warranty:** 2 Years

**900-07400**  
**19" HD TV/DVD TELESAT WITH FREEVIEW**

**900-07402**  
**24" HD TV/DVD TELESAT WITH FREEVIEW**



## SPARE PARTS AVAILABLE TO SUIT WINEGARD DS5 CRANK UP SATELLITE

**900-07104**  
STRUT KIT ONLY



**900-07106**  
DIGITAL WALL PLATE DISPLAY



**900-07122**  
ROOF WEDGE WITH GASKET



**900-07114**  
CRANK HANDLE KIT




**900-07112**  
DIRECTIONAL HANDLE KIT



**900-07126**  
EXTERIOR ELEVATION SENSOR FOR DS5



**900-07110**  
46CM REFLECTOR FOR RP-35RM



**900-07118**  
WORM GEAR ONLY FOR RP-4400



**900-07130**  
WINEGARD ELEVATING GEAR ONLY



**900-07132**  
WINEGARD SAT DISH WIRING HARNESS



**900-07134**  
WINEGARD HARDWARE PKG FOR ANTENNA TURRET

**900-07200**  
**TRIAx 10750 SINGLE LNB FOR WINEGARD DS5**



**900-07202**  
**LNB HOLDER ONLY FOR WINEGARD DS5**



**FOLD AWAY ANTENNA**

**900-02350**  
**STANDARD CARAVAN TV ANTENNA**

Digital ready when combined with a digital TV and set top box. Comes with 4m of cable.



**900-02352**  
**LARGE CARAVAN TV ANTENNA**

Digital ready when combined with a digital off-air tuner and HD TV. Comes with 6m of cable.



**900-02374**  
**FOLDAWAY DIRECT CONNECTOR**

Direct Connector - Enables the antenna to be plugged directly into your TV, thus ending corroded/dusty and worn out connections. It is simple to use and stops signal-sapping joins, which can result in signal drop outs.



**900-02376**  
**MOUNTING KIT**  
Includes top clip, bottom bracket and required screws.



**900-02377**  
**MOUNTING KIT TOP CLIP ONLY**  
Includes x1 top clip and x2 screws



**HAPPY WANDERER MASTS**

**900-02382**  
**MULTIFIT BRACKET AND MAST**

Suitable for use with the DT8 Dual Loop antenna range and Stand "T" antenna head. It can be fitted to your RV in a permanent or temporary manner. The permanent option fits all types of RVs including pop tops, caravans, motorhomes, slide-ons and campers. The temporary option fits pop top vans and campers with side travel clamps fitted (the clamps are used when the roof is raised). The mast is 1.4m in length (supplied as x2 70cm lengths that can be joined together via a coupling).



**900-02384**  
**EXTENSION MAST (0.7M) AND COUPLING**

Used in conjunction with part #900-02382, the extension mast is available for campervans with high lifting rooves.



### 900-02388 HAPPY WANDERER THRU-VAN-WALL COAX CABLE CONNECTION

A waterproof, permanent solution to trailing TV antenna cables around your caravan. Made in Australia, it is ideal for use with digital set top boxes, Happy Wanderer Antennae and signal boosters as well as other branded antennae. It is adjustable to suit RV wall thicknesses from 22-35mm. Comes with rubber caps to keep out moisture.



### 900-02390 HAPPY WANDERER T-BAR ANTENNA

Simple to erect and stow away, the T-Bar Antenna tunes into both horizontal and vertical signals. It picks up UHF/VHF, FM Radio and digital signals and can be used in conjunction with the Signal Booster.



### 900-02395 HAPPY WANDERER DIGITAL SIGNAL FINDER

Designed for caravans, motorhomes and boats, the Worldwide Signal Finder is ideal for people on the move. It is simple to use and is compatible with digital or analogue signals on either VHF/ UHF frequencies. Plug it into your existing aerial system in your RV and within minutes, the handheld Signal Finder will show which direction is best to point your aerial towards. Designed and manufactured in the UK, it comes with a 3 year manufacturer's warranty.



### 900-02396 PART A MULTI FIT BRACKET ONLY FOR HAPPY WANDERER



### 900-02398 PART B MULTI FIT BRACKET ONLY FOR HAPPY WANDERER



### 900-02403 HAPPY WANDERER DT-8 MARK 3 ANTENNA

The happy viewing continues with the improved DT-8 Mark 3 antenna. It now features an integrated diplexer which means it can combine UHF and VHF signals. The Tapered Loop Technology provides the Mark 3 with a generous beam width of 70 degrees. It is now much easier to set up and the cables cannot be fitted the wrong way. Made from UPVC plastic, the Mark 3 receives low powered DTV stations, as well as HD digital horizontal and vertical signals. It comes with a digital Thru-Van-Wall kit, all cabling (which are RG6 compression with non-corrosive plugs) and a zippered carry bag. Happy Wanderer offer a 5 year warranty on the Mark 3. Note: Brackets and masts are sold separately. You will need to retune your RV TV to suit each locations' reception.

#### Specifications

VHF MHz: channel 6-12

UHF MHz: channel 28-69

Max Gain: 10.4dBi (UHF), 3.1dBi (VHF)

Dimensions (mm): 500H x 295W x 165D  
(with antenna rods not extended)



**900-02408****SIGNAL BOOSTER AND POWER PACK  
(240V/ 12V COMBINATION)**

It has a masthead type booster for use inside your RV. A 12V cable is included for use with a 12V power supply and the booster can be bypassed if it is not required. VHF max 15dB and UHF max 24dB gain.

**900-02410****EASY-TUNE**

Easy-Tune is a combined signal finder and amplifier booster. Plug your antenna into the Easy-Tune and use it to show which direction the strongest signal is coming from. Then using the handy LED indicators, the amplifier gain can be adjusted to fine tune your TV. The Easy-Tune can be permanently fixed inside your RV (perhaps inside a storage compartment). It is designed to show the presence and signal of digital or analogue TV signals and is also able to boost the received signal and distribute it to 2 outlets.

*Note: you should never connect 240V AC (mains voltage) directly to the Easy-Tune.*

**Operating Voltage:** 10.5 - 28V DC, 250mA max

**Outlets:** 2

**Variable Gain:** 5 - 19dB

**Dimensions:** 16.5W x 5.5D x 2.7H (cm)

**Weight:** 125g

**900-02602****TELESCOPIC CLAMP**

A frame clamp for telescopic pole

**SPHERE REVERSING CAMERA KITS****900-02676****MOTORHOME REVERSING CAMERA KIT  
(WITH WHITE CAMERA)**

Featuring a 7", full colour monitor (which clips onto your existing rearview mirror) and a white eyeball camera. When not being used, the monitor can be used as a normal rearview mirror. The kit includes: x1 7" monitor, x1 white eyeball camera, x1 20mt extension cable. Comes with a 1 year manufacturer's warranty. Should a second camera be required, please also order 900-02770.

**900-02672****CARAVAN REVERSING CAMERA KIT**

Includes: x1 white eyeball camera, x1 17" colour monitor, x1 6mt cable, x1 20mt cable, x1 spring cable and x2 connector brackets. Comes with a 1 year manufacturer's warranty. Should a second camera be required, please also order 900-02771.

**900-02678****MOTORHOME REVERSING CAMERA KIT  
(WITH BLACK CAMERA)**

Featuring a 7", full colour monitor (which clips onto your existing rearview mirror) and a black eyeball camera. When not being used, the monitor can be used as a normal rearview mirror. The kit includes: x1 7" monitor, x1 black eyeball camera, x1 20mt extension cable. Comes with a 1 year manufacturer's warranty. Should a second camera be required, please also order 900-02773.



**900-02674****CARAVAN REVERSING CAMERA KIT**

Includes: x1 black eyeball camera, x1 17" colour monitor, x1 6mt cable, x1 20mt cable, x1 spring cable and x2 connector brackets. Comes with a 1 year manufacturer's warranty. Should a second camera be required, please also order 900-02773.

**900-02771****DUAL CAMERA WIRING KIT**

Includes: x1 white eyeball camera, x1 video split cable. Comes with a 1 year manufacturer's warranty.

**900-02773****DUAL CAMERA WIRING KIT**

Includes: x1 black eyeball camera, x1 video split cable. Comes with a 1 year manufacturer's warranty.

**900-02774****SPHERE CURLY CORD KIT 3M FOR CARAVAN REVERSING KIT****900-02776****SPHERE MINI CAMERA T/S REVERSE MONITOR C/W 1 CAMERA 3M LOOM AND Y-SPLITTER LOOM****900-02785****SPHERE MONITOR LOOM T/S REVERSING CAMERA****900-02786****SPHERE 6M LOOM T/S REVERSING CAMERA****SAFETY DAVE****900-02810****7" MOTORHOME REVERSING CAMERA SYSTEM**

Ideal for motorhomes, the package includes:

- > A 7" LCD screen with sun shield to reduce glare
- > An eyeball camera - fully waterproof and carries audio, video, and night vision infrared.
- > A 15m 4-pin cable - waterproof, carries audio, video and power.
- > A suction mount - enables you to mount your screen onto the dashboard, connects to the windscreen or any other area that allows the cup to work

(Monitor has the capacity to accept a second video input)



### 900-02820 5.8" CARAVAN REVERSING CAMERA SYSTEM

Ideal for caravans and horse floats, the package includes:

- > A 5.8" LCD screen with sun shield to reduce glare
- > An eyeball camera - fully waterproof and carries audio, video, and night vision infrared.
- > A 15m 4-pin cable - waterproof, carries audio, video and power.
- > A 7.5m 4-pin cable - waterproof, carries audio, video and power.
- > A suction mount - enables you to mount your screen onto the dashboard, connects to the windscreen or any other area that allows the cup to work

(Monitor has the capacity to accept a second video input)



### 900-02822 CAMERA ONLY FOR REVERSING SYSTEM



### 900-02824 CAMERA FOR LICENSE PLATE MOUNT



### 900-02826 CCD BULLET EYE CAMERA



### 900-02830 CABLE 7.5M FOR REVERSING SYSTEM



### 900-02832 CABLE 10M FOR REVERSING SYSTEM

### 900-02833 SAFETY WOZA CABLE FOR CAMERA

A 5-pin heavy duty and flexible cable providing easy connection between vehicles and trailers. Carries audio, video, power and is waterproof.



## SPHERE TV BRACKETS

### 900-03800 SPHERE S2 BLACK SINGLE ARM TV BRACKET

The head can be tilted in all directions and has a 360° rotation capability. Nolon bushes allow for a smooth gliding action. The arm extends up to 282mm and features a lock to limit movement whilst travelling.

**Weight Capacity:** 15kg

**Weight:** 1.65kg



### 900-03810 SPHERE S2 BLACK DOUBLE ARM TV BRACKET

The head can be tilted in all directions and has a 360° rotation capability. Nolon bushes allow for a smooth gliding action. The arm extends up to 422mm and features a lock to limit movement whilst travelling.

**Weight Capacity:** 15kg

**Weight:** 1.92kg



**900-03820**  
**SPHERE S2 BLACK TRIPLE ARM TV BRACKET**

The head can be tilted in all directions and has a 360° rotation capability. Nolathane bushes allow for a smooth gliding action. The arm extends up to 562.2mm and features a lock to limit movement whilst travelling.

**Weight Capacity:** 9.5kg

**Weight:** 2.17kg



**900-03850**  
**SPHERE S2 BLACK LOCKING ARM ONLY**



**900-03852**  
**SPHERE S2 BLACK WALL MOUNT BRACKET**

This newly designed mounting bracket makes it easy to setup multiple viewing areas in your RV. It allows for the easy removal of the V arm which can then be relocated and easily placed into any additional mounting brackets that have been installed.



**900-03856**  
**SPHERE S2 BLACK MOUNTING BRACKET AND VESA PLATE**

Mount Your TV direct to the wall of your RV with this kit. Comes with a vesa plate, bracket and necessary screws.



**900-05837**  
**SPHERE™ VESA 100X100 M4 TO 200X100 M6 CONVERSION BRACKET**

This conversion bracket/adaptor is mainly for use with the 31.5" Onyx TV (part number 900-05416) if it is to be used in conjunction with a current Sphere™ silver or black wall mount bracket. Supplied with screws.

**Dimensions:** 242L x 21W (mm)



**900-05539**  
**SPHERE ONYX S2 V1-REMOTE CONTROL T/S 19.5", 21.5", 23.6"**



**900-05770**  
**RUBBER AM/FM ANTENNA WITH 72" CABLE**

Receives radio signals for better clarity whilst travelling. It has a 14" (35.6cm) durable rubber antenna and comes with an extension for thicker rooves. The base can swivel 180°.

**Cable included:** 182.9cm





## SPHERE RG6 CABLES WITH COMPRESSION FITTINGS

Sphere RG6 Coax Cables are heavy gauge and feature excellent insulation and shielding optimized for high bandwidth, high frequency applications such as Satellite and Digital TV.

Quad Shield - Sphere RG6 cables are quad shielded meaning they have an additional layer of foil and braid shielding. This extra shielding prevents interference to your signal, preserving signal quality; especially over longer cable runs.

Compression Fittings - Sphere RG6 cables come supplied with F-Type compression fittings already fixed to the cable. This makes using and installing the cables much easier as no crimping or compression tools are required.

### Specifications

- > 1.02CCS 27% conductivity
- > 4.6 FPE
- > Foil+72\*0.16AL+AL
- > Foil+48\*0.16AL
- > 7.6PVC Jacket (WHITE)



**900-05580**  
**SPHERE 1.5M RG6 QUAD SHIELD COAX WITH COMPRESSION FITTINGS**

**900-05582**  
**SPHERE 3.0M RG6 QUAD SHIELD COAX WITH COMPRESSION FITTINGS**

**900-05584**  
**SPHERE 6.0M RG6 QUAD SHIELD COAX WITH COMPRESSION FITTINGS**

**900-05586**  
**SPHERE 10M RG6 QUAD SHIELD COAX WITH COMPRESSION FITTINGS**

## SPHERE HDMI CABLE V2.0 HIGH SPEED WITH ETHERNET

Sphere HDMI V2.0 Cables are extremely high bandwidth capable of transmitting 18Gbps. This makes them perfect for high resolution applications such as Ultra HD 4k TV.

- > Supports Ethernet, 3D, 4K video and Audio Return Channel (ARC)
- > Connects Blu-ray players, Fire TV, Apple TV, PS4, PS3, Xbox one, Xbox 360, computers and other HDMI-enabled devices to TVs, displays, A/V receivers and more
- > Cables allow you to share an Internet connection among multiple devices without the need for a separate Ethernet cable Meets HDMI 1.4
- > Meets the latest HDMI standards (4K Video at 60 Hz, 2160p, 48 bit/px color depth) that supports bandwidth up to 18Gbps and backwards compatible with earlier versions

### Specifications

- Gauge:** 1.5m - 5m : 30AWG  
10m: 28 +26 AWG  
15m: 28+24 AWG
- Material:** CCS  
**Pins:** 19+1



**900-05588**  
**SPHERE 1.5M HDMI CABLE V2.0 HIGH SPEED WITH ETHERNET**

**900-05590**  
**SPHERE 3.0M HDMI CABLE V2.0 HIGH SPEED WITH ETHERNET**

**900-05592**  
**SPHERE 5.0M HDMI CABLE V2.0 HIGH SPEED WITH ETHERNET**

**900-05594**  
**SPHERE 10M HDMI CABLE V2.0 HIGH SPEED WITH ETHERNET**

**900-05596**  
**SPHERE 10M HDMI CABLE V2.0 HIGH SPEED WITH ETHERNET**

**900-05906****LIPPERT 12VOLT TV SLIDE**

The lightweight Lippert TV Lift system is easy-to-install and program, and with smart technology it can shutoff the motor in case of obstruction. The Lippert TV Lift is a great way to save on counter space and an impressive way to display your TV.

- > Easy to install with detailed guides and videos available
- > Patented worm rail design efficiently moves TV up and down
- > Easy one-button program; use the same button to program the two stopping points – programming takes less than one minute
- > Lifts TVs weighing up to 90kg
- > Requires less depth than other systems
- > Manual switch and mounting hardware included
- > 10-foot wiring harness allows for flexible installation
- > Perfect for the home as well
- > Can be used for other applications, such as cabinets or access doors.

**SPHERE BLUETOOTH OUTDOOR SPEAKER & LIGHT**

Ideal for caravans and motorhomes, the Sphere external flush mount Bluetooth speaker & light combination is the perfect product for your RV's outdoor living space.

It features a powerful LED in a selectable choice of bright white or amber light as well as superior sound thanks to its 20 Watts of audio power. Control your soundtrack with Bluetooth and NFC functionality via your preferred compatible smart device.

The unit is weather-proof and UV stabilised to prevent premature discolouration or breakdown. It has a built-in ultrasonic mosquito repellent feature that will not interfere with hearing aid's or cardiac pacemakers and there is space allocated in the base of the unit to conceal an ONEX brand GPS tracker.

**Features**

- > Ready to mount to your caravan or outdoor area
- > Powerful LED white/amber light
- > Mosquito repelling frequency
- > Waterproof
- > NFC and Bluetooth compatible
- > GPS tracking ready
- > UV Resistant
- > 2 Year Warranty

**900-08010****SPHERE BLUETOOTH OUTDOOR SPEAKER & LIGHT - WHITE****900-08012****SPHERE BLUETOOTH OUTDOOR SPEAKER & LIGHT - BLACK**



Moving with the times, the Sphere Automated Satellite System (SASS) is innovative and technologically advanced. It has been designed to locate and lock onto satellites quickly (in particular, the C1/D3 satellites which cover the majority of Australia). It is compatible with Direct Broadcast Satellites (DBS) which broadcast audio, video and data from satellites about 35,406km away! To ensure the best signal is received from DBS, the SASS must have a clear view of the satellite i.e. make sure there are no trees or heavy cloud in the signal pathway. It also has a built in Digital Broadcast Receiver. SASS comprises of two main components: the dish (which houses the positioning mechanism and twin LNBS) and the indoor unit (IDU which is the systems user interface and allows the user to control/access SASS). SASS comes with a pre-drilled mounting base plate, making it easy to install and offers better weight distribution across the RV rooftop.

**900-06002**

## AUTOMATED SATELLITE SYSTEM

### Specifications

**Power:** 12V

**Frequency:** 10.7GHz (twin LNB)

**Closed Height:** 200mm

**Size of Mounting Base Plate:** 700L x 400W (mm)

**Recommended Clearance (from centre of rotating head):**

**600mm** - surrounding items such as air conditioners or hatches must not be taller than 260mm. If surrounding items are taller than 260mm, more clearance is needed.

**450mm** - surrounding items must not be taller than 190mm

**200mm** - surrounding items must not be taller than 70mm

**Installed Weight:** 19kg (includes cables and IDU), 16kg (dish and base plate only)



### SASS Tips

1. Ensure the mounting base plate is installed on the flat surface of the RVs rooftop
2. When selecting a location to stay, make sure:
  - a. The dish has a clear line of sight to view as much of the sky as possible
  - b. The dish is at least 1.5m away from other antennas (HF, VHF and radar) that could interfere with the dish
  - c. The dishes exposure to high powered surveillance radar is minimised
3. The mounting base plate is firmly attached to the RV rooftop (Coast recommends using glue and screws)

Spare parts are available if required. Please contact your local Coast Team for more information.



**900-06053****VAST DSD4121RV PVR 12V/240V  
SATELLITE DECODER**

An MPEG 2/4 HD digital set top box designed specifically for use with the Optus Aurora Digital platform. It can be connected to both flat panel and legacy CRT TV's. It has been 'future-proofed' through the incorporation of an Ethernet port for connection to the internet and USB port - allowing the user to download software updates. You can record TV via the USB and an external hard drive.

**Specifications**

**Front End Tuner:** Frequency Range: 950 - 2150 MHz

**DVB-Standard:** DVB-S2 QPSK Demodulator, 8 PSK

**Processor Core:** Host Processor: STi7111, 450 MHz core processor  
RAM: 256Mb

**Video:** Video Decoder: MPEG-4 (H.264), MPEG-2 MP@HL  
Video Format: PAL

**Audio:** Audio Decoder: Mpeg 2 layer 1 and 2 (Musicam), MPEG4 AAC/AAC+ Dolby  
Audio Support: Downmix and pass through via HDMI, optical and coaxial connectors

**Connectors:** RF In: F-Type

**SD Video:** Composite video and Component video

**Power Supply:** 240V/12V DC power supply pack

Note: For 12V operation i.e. free camping, please order 900-05377 (Sphere 12V 2.0/5.5mm Car Adaptor 3mt). The DSD4121RV is supplied with a 240V AC power pack.

**900-06102****GOG MULTISWITCH 3 IN 4 OUT**

Receives signals from up to 3 sources (satellite and antennas) which can then be split across up to 4 receivers.

**Specifications**

**Antenna:** 40 - 806MHz

**Satellite:** 950 - 2150MHz

**Insertion Loss:** < 5dB

**900-06204****06204 SATKING DVBS2-980CA VAST  
SET TOP BOX**

The SatKing DVBS2-980CA is Australia's first VAST & Freeview Plus certified satellite TV receiver, making this unit the most advanced VAST receiver on the the market. Fully designed in Australia this top of the range receiver brings a new level of features to the VAST platform.

**Specifications**

**System**

**CPU:** STiH239

**Processor:** 650MHz

**Flash memory:** 16MB (NOR) +128MB (NAND)

**DDR:** 512MB DDR2 & DDR3

**EEPROM:** 32 kbyte

**Tuner**

**Standard:** DVBS-EN300421, DVBS2-EN302307

**Input Frequency:** 950 ~ 2150 MHz

**Video Decoder**

**Decoding:** MPEG-2 MP@ML, MP@HL HD, MPEG4 H.264/AVC HD

**Video Format:** Pal B/G

**Aspect:** 16:9, 4:3

**Video resolution:** 576i, 576p, 720p, 1080i, 1080p

**Standard:** ISO/IEC 13818-3

**Audio Decoder**

**Decoding:** MPEG-1 Layer I&II, Dolby AC3, MPEG4-HE-AAC V2

**Connections**

**Satellite Input:** 2x F Type Female 75

**oop Output:** 2x F Type Female 75

**HDMI:** 1x 1.4B

**YPbPr:** 3x RCA

**AV Out:** 3x RCA

**Digital Audio:** 1x Optical S/PDIF, 1x Coaxial

**USB:** 2x USB 2.0A Type 500mA Max

**Ethernet:** 1x RJ-45

**IR Extension:** 1x 3.5mm Jack

**DC Input:**

1x 2.1mm Jack

**Data:** 1x RS232

9 Pin Din

**900-06100****GOG ANTENNA/SATELLITE DIPLEXER**

A diplexer is used to combine the satellite and antenna signals into one cable. Great for use when running a separate cable from a newly installed satellite is problematic.

**Specifications**

**Antenna:** 5 - 860MHz

**Satellite:** 950 - 2150MHz



900-06299

**SATKING APPROVED 1TB PORTABLE HDD**

Store your recorded shows onto this portable hard drive.

Suitable for use with the DVBS2-800CA.

Dimensions: 117L x 77W x 13H (mm)



900-10013

**FUSION MARINE STEREO UNIT AM/FM/ DAB WITH IPHONE/IPOD/ANDROID/ BLUETOOTH**

Introducing the MS-RA70, Fusion's sleekest value-packed marine stereo, designed to deliver a quality on-water entertainment experience by incorporating some of the latest marine technologies. The MS-RA70 is engineered to seamlessly replace any standard DIN sized non-marinated stereo without the need to reconfigure dash space. Clever styling gives the installer the option of either mounting the stereo with a conventional flush finish or integrating it flat into a glass helm, ensuring a high-end finish to the installation.

**Specifications**

**Peak Power:** 200W Max. (@ 4 Ω)

**Audio Zones:** 2 on-board amplified zones

**Nameable Zones:** Up to 10 characters per zone

**Line Out:** 1 x L+R per zone (requires amplification)

**Subwoofer Out:** 1 x Sub Out Linked to Zone 1 (requires amplification)

**Auxiliary Inputs:** 1 x Stereo RCA Input (AUX)

**Display:** 128 x 64 monochrome optically bonded LCD

**Fusion-Link Wireless:** A Fusion-Link remote control app is available for compatible Apple and Android devices. Visit the Apple® App Store or Google Play™ to download the free app.

**Bluetooth Wireless Technology:** A2DP Bluetooth audio streaming with AVRCP support (album art is not supported)

**USB:** 1 x USB connector at the rear of the unit, supports 1 amp charging

**Audio Format USB:** MP3

**Water Resistance:** IPx7 water resistant from the front panel when correctly mounted.



900-10030


**FUSION 4" MARINE 2 WAY LOUDSPEAKER 120W**

FUSION's Full Range Marine Speakers are designed and engineered specifically for the marine environment.

FUSION's marine speakers include design innovations and materials that not only produce great sound, but also ensure a sustained high performance level during prolonged exposure to the marine elements.

Incorporating the latest German 'CURV' cone technology and titanium tweeters for clear, powerful sound in the harsh marine environment. Engineered to minimise magnetic interference to navigational equipment.

4" 2-Way Speakers, 120 Watts Max Power



900-10032

**FUSION 6" MARINE 2 WAY LOUDSPEAKER 200W (MS-FR6021)**

Designed with the latest German 'Curv' Cone technology for clear sound built to withstand the elements (i.e. the cones are made of a woven plastic, this means they can't rot out after years of use). Featuring a titanium tweeter dome, it complies with international IP65 water resistant standards and incorporates a fully sealed crossover, magnet and tweeter housing with waterproof cone and surrounds. Comes with a 3 year manufacturer's warranty and two grill options (x2 ice white and x2 midnight black). Also complies with ASTM Standards for UV stability (ASTM-D4329) and Salt/Fog resistance (ASTM-B117).



**900-10034**  
**FUSION 7" MARINE 2 WAY**  
**LOUDSPEAKER 260W**

Designed to withstand the harsh marine environment and comply with International ASTM Standards for UV Stability (ASTM-D4329) and Salt/Fog Resistance (ASTM-B117) Complies with IP65 Waterproof and Dust Standards and features a fully sealed cross-over, magnet and tweeter housing with waterproof cone and surrounds. Two different pairs of speaker grilles are provided in the box (Ice White and Midnight Black), catering to the varying aesthetics of most vessels. For unique styling of your FUSION marine speaker installation, add the impressive chrome MS-FR7021GS speaker grille (sold separately)



**900-10038**  
**FUSION 6" MARINE SHALLOW MOUNT**  
**SPEAKER 150W (MS-EL602)**

Featuring a quality polypropylene cone and PEI tweeter, these speakers have a water resistant construction and is compliant with ASTM-D4329 and ASTM-B117. Suitable for external use, they have a low profile design with a mounting depth of just 41mm.



**900-10039**  
**FUSION 6" MARINE BLACK SHALLOW**  
**MOUNT SPEAKER 150W**



**900-10040**  
**FUSION 5.25" INTERNAL DUAL CONE**  
**SPEAKERS 100W (RV-FR52500EM)**

Suitable for internal installations, these speakers have a super shallow mounting depth of only 31.5mm, making it perfect for installation behind RV panels.



**900-10045**  
**FUSION 6" ENCOUNTER 2 WAY SPEAKER**  
**(210W)**

Stylish, black speakers with a shallow mounting depth of only 44mm. Sold in pairs, it comes with a convenient template to aid with installation and is backed by a 1yr manufacturer's warranty.

**Specifications**

**Rated Power (Watts):** 40

**Frequency Response:** 35 Hz - 24 kHz

**Impedance:** 4 Ohm

**Sensitivity:** 87 dB

**Cone Material:** Polypropylene

**Tweeter:** PEI

**Mounting Diameter:** 126mm



**900-10050****FUSION 10" MARINE SUBWOOFER 400W**

Increase the bass level of your music, or improve all-round sound quality by incorporating a marine subwoofer into your audio system. Engineered for the marine environment and the perfect complement to your FUSION marine audio system. The MS-SW10 has a water resistant design and complies with ASTM standards for UV stability and Salt/Fog resistance, ensuring sustained high performance during prolonged exposure to the elements. With 400-Watts Peak output, the MS-SW10 will produce crisp and accurate bass.

**900-10096****FUSION MARINE BLUETOOTH MODULE WITH DATA DISPLAY (MS-BT200)**

Available as an add-on to the 700 Series, this Bluetooth Module allows you to stream audio from a compatible A2DP Bluetooth device (such as a smartphone) to your Fusion stereo. You can pause, play, and skip within your playlist via the head unit with the track information displayed on the LCD. Alternatively, you can navigate through the audio from your smartphone whilst you move around your RV.

**900-10094****FUSION OPTIONAL REMOTE CONTROL****900-10098****FUSION IPOD/IPHONE/USB DOCKING STATION (MS-UNIDOCK)**

The UniDock is compatible with the 700 Series and the MS-RA205. It comes with 3 adaptor cables which support the Apple 30-Pin, Apple Lightning and MTP devices with micro USB connectors (i.e. some android devices). It will house items which are equal to or lesser than 137 x 71 x 13 (mm). For a list of Apple and Android devices that will be supported, visit [www.fusionelectronics.com](http://www.fusionelectronics.com)

**900-10102****FUSION BLUETOOTH/CD/SD CARD/USB/AM/FM SOURCE UNIT**

Stream your favourite songs from a compatible A2DP Bluetooth device, with support for auto connect feature for hassle free playback.

- > USB / SD / AUX SOURCE SUPPORT: Smart media integration and playback
- > INTERNAL AND EXTERNAL ZONE FADER: Adjust volume level easily between internal and external zones independently.
- > DUAL (FRONT / REAR) AUX: More versatility to connect your favourite AUX devices.



### 900-10104 FUSION 650 SERIES HEAD UNIT AM/FM (MS-AV650)

Featuring an internal DVD/CD drive boasting electronic shock protection, the MS-AV650 provides superior playback of the latest Apple iOS and MTP Android/Windows media devices. Bluetooth A2DP audio streaming capabilities and FUSION-Link NMEA 2000 connectivity make the 650 series an all-in-one, purpose-built solution for entertaining.

#### Main Features

- > **Media:** AM/FM/CD/DVD/Bluetooth/USB/AUX x2/iPod/iPhone/MTP/SiriusXM Ready
- > A widescreen LCD display, optically bonded, to improve durability and optimized for daylight viewing.
- > **Amplifier:** Class-D 4 x 70W (@ 2Ω)
- > **Size:** 216W x 78H x 177D (mm)
- > 360° IPx5 fully sealed chassis
- > **Multi-Zone™ Technology:** Three independent audio zones are available (nameable). Note: Line Out Zones require additional amplification.
- > **Line Out:** 3 (x1 L and R per zone, all require amplification)



### 900-10106 FUSION MS-AV750 MARINE ENTERTAINMENT SYSTEM W/H DVD/CD PLAYER

Introducing the world-class FUSION 750 Marine Entertainment Series, the pinnacle of marine audio engineering, which delivers unparalleled sound performance and media integration. Featuring DVD/CD playback with electronics shock protection, HDMI connection and support for the latest Apple iOS, MTP Windows/Android and USB media devices, including Bluetooth A2DP/AVRCP audio streaming capabilities, support for advanced FUSION-Link™ NMEA 2000/Ethernet/Wi-Fi/Bluetooth connectivity, the FUSION 750 Marine Entertainment System is the next generation in the FUSION dynasty.



### 900-10108 FUSION MS-NRX300 FULL FUNCTION WIRED REMOTE T/S 700 SERIES & MS-RA205

The MS-NRX300 NMEA 2000 Certified Wired Remote Control is an out of the box solution for adding localized control of a compatible FUSION marine entertainment system to any RV. The MS-NRX300 features a sleek new innovation: the glass helm flush mounting option. You can now choose either a flush mount for a stunning glass helm finish, or you can easily install with the conventional dash mount finish. Either way, the feature packed MS-NRX300 will give you everything you want from a wired remote and more.



#### Multi-Zone Technology

Install a remote in each independent audio zone, up to four zones depending on your FUSION entertainment system, to create localised volume control, as well as global source control. Now you have even more control in creating a customised audio entertainment experience around your vehicle.

#### IPx7 Waterproof

Perfect for installation inside the camper/RV, the MS-NRX300 is designed and engineered for the outdoor environment.

#### Optically Bonded 2.6" LCD Display

The MS-NRX300 sports a large, high contrast, daylight viewable display making it easy to navigate and stay in control of your audio entertainment experience.







Furrion delivers innovative technology engineered, designed and tested to withstand performance requirements of mobile applications, including extreme weather climates and road vibrations.

## FURRION LED TELEVISIONS

From the very beginning, Furrion audiovisual products have been design to enhance your RV experience. The LED TV is no exception, developed not only for durability, but with technology that delivers world-class performance and picture quality.

- > 12V TV with built-in DVD player
- > Vibrationsmart - designed and tested for vibration resistance
- > Climatesmart - designed and tested for extreme climates
- > Furrion→ smart link communication
- > Added LED strips for extra brightness and picture quality
- > Front or side access buttons
- > 10-30 Volt surge protection
- > Custom Furrion upgraded speakers and amplifier
- > Static isolator reduces image noise and static caused by 12V power sources

### 900-20100 FURRION 19" HD LED TV DVD COMBO

- Specifications**  
 Resoluion: 1366 x 768  
 Refresh Rate: 60Hz  
 Audio Output: 5W x 2  
 Weight: 4.3kg  
 Dimensions without stand: 456 x 295 x 47mm  
 Dimensions with stand: 456 x 329 x 149mm  
 Vesa Compatible: 100 x 100



### 900-20102 FURRION 22" FHD LED TV DVD COMBO

- Specifications**  
 Resoluion: 1920 x 1080  
 Refresh Rate: 60Hz  
 Audio Output: 5W x 2  
 Weight: 5.1kg  
 Dimensions without stand: 534 x 342 x 50mm  
 Dimensions with stand: 534 x 376 x 149mm  
 Vesa Compatible: 100 x 100

**900-20104****FURRION 24" HD LED TV DVD COMBO****Specifications**

Resolution: 1366 x 768

Refresh Rate: 60Hz

Audio Output: 5W x 2

Weight:

Dimensions without stand: 582 x 368.7 x 52mm

Dimensions with stand: 582 x 404 x 183mm

Vesa Compatible: 100 x 100

**900-20106****FURRION 32" HD LED TV****Specifications**

Resolution: 1366 x 768

Refresh Rate: 60Hz

Audio Output: 10W x 2

Weight: 6.5kg

Dimensions without stand: 738 x 443.5 x 83mm

Dimensions with stand: 738 x 479 x 190mm

Vesa Compatible: 200 x 100

**FURRION 5" SPEAKERS**

Our 5" outdoor speaker is made from tough, top-quality materials for high definition audio with a pure, distinct sound outdoors.

**Specifications**

Max Power: 30W

Impedance: 4Ω

Sensitivity: 88db

Frequency Range: 120Hz~20KHz

**900-20200****FURRION 5" BLACK OUTDOOR SPEAKER**

Sold Singularly

**900-20202****FURRION 5" WHITE OUTDOOR SPEAKER**

Sold Singularly

**FURRION 5" 2-WAY SPEAKERS**

Designed for harsh outdoor environments with IP55 waterproof technology. Furrion's two-way dome tweeter and thermoplastic polymer cone boast a light, strong design that deliver crystal clear sound.

**Specifications**

Impedance: 4 @1kHz 1V

Frequency: 120+20% Hz

Output Sound Pressure Level: 82 dB

Characteristic Sensitivity: +3 dB

Effective Frequency Band: Fo~20kHz

Harmonic Distortion: 5% less than 1W 85~20kHz

Polarity: Left "+", Right "-"

Temperature Range: -20 °C to 70 °C / -4 °F to 148 °F

Rated Power: 25W

Max Power: 30W

4"/102mm speaker driver: 30W black PP cone paper woofer

1"/38mm speaker driver: 5W hard dome tweeter speaker with black PET cone

Capacitor: 4.7uF non-polar capacitor

Ingress Protection: IP55

**900-20204****FURRION BLACK 5" 2-WAY IP55 OUTDOOR MARINE SPEAKER WITH LED + LED RING (AM) FMS5L2A-BL**

Sold Singularly

**900-20206****FURRION WHITE 5" 2-WAY IP55 OUTDOOR MARINE SPEAKER WITH LED + LED RING (AM) FMS5L2A-PS**

Sold Singularly



## FURRION 5" SPEAKER ACCESSORIES

Furrion offer black and white mounting options with their full range of 5" outdoor speakers. Additional LED Rings are now available!

Compatible with 900-20200, 900-20202, 900-20204 and 900-20206.

### 900-20397 FURRION LED RING FOR 5" OUTDOOR MARINE SPEAKER (AM)



### 900-20398 FURRION WHITE SURFACE MOUNT FOR 5" SPEAKER



### 900-20399 FURRION BLACK SURFACE MOUNT FOR 5" SPEAKER



## FURRION INDOOR SPEAKERS

Our 6.5" ceiling speaker is made from top-quality materials—for high definition audio with a pure, distinct sound that's perfect indoors.

### Specifications

Max Power: 30W

Impedance: 4Ω

Sensitivity: 86db

Frequency Range: 60Hz~20KHz

### 900-20208

#### FURRION 6.5" BLACK CEILING SPEAKER

Sold Singularly



### 900-20210

#### FURRION 6.5" WHITE CEILING SPEAKER

Sold Singularly



### 900-20212

#### FURRION RECESSED WALL SPEAKER SET OF 2

Fiberglass reinforced cone extends frequency response and minimizes distortion. This controls rigidity and internal damping creating high definition audio with a pure, distinct sound.

### Specifications

Voice coil electro impedance: 4 @1K Hz 1V

Resonance Frequency: 80+20% Hz

Output sound pressure level: 88 dB

Characteristic sensitivity: +3 dB


Effective frequency band: Fo~20K Hz

Harmonic distortion: 5% less than 1W

85~10K Hz or more than

Power usage: Left "+", Right "-"

Outputs on product: 25W



**900-20400****FURRION DV3300 HEAD UNIT WITH NFC AND BLUETOOTH CONNECTIVITY**

Integrating residential design with recreational vehicle functionality, the new DV3300 entertainment system offers next generation multi-zone audiovisual technology. Experience high quality audio streaming throughout your specialty vehicle entertainment system with Bluetooth wireless connectivity and seamless integration with Apple® iPod® or iPhone® and other Bluetooth devices.

**Multimedia on the move**

The new DV3300 combines the quality of a home entertainment system with RV functionality, plus next generation two-zone technology, DVD, USB and a front auxiliary input for most audio devices:

- > 2-zone independent control
- > DVD playback
- > Works with Furrion unimote
- > Vibrationsmart™ - designed for vibration resistance
- > Climatesmart™ - tested for extreme climates
- > Signalsmart - anti-interference static filters

**Specifications**

- > Dual zone audio output 4 x 40W
- > CD/DVD
- > MP/WMA/MP4
- > AM & FM
- > 30 preset stations
- > USB
- > AUX-IN/AUX-IN video support
- > Bluetooth
- > Near Field communication
- > Remote control

**900-20402****FURRION DV5700 HEAD UNIT WITH BLUETOOTH CONNECTIVITY**

With a modern and sleek design, the DV5700 delivers superior performance with the capability to bring you intuitive entertainment. Easily connect most devices through the frontal auxiliary input to stream high quality audio, or experience USB and DVD entertainment optimized for your RV.

**Multimedia on the move**

The new DV5700 is modern, sleek and primed for superior performance in your RV - with DVD, USB and a front auxiliary input for most audio devices:

- > Bluetooth connectivity
- > DVD playback
- > Subwoofer output
- > Vibrationsmart™ - designed for vibration resistance
- > Climatesmart™ - tested for extreme climates
- > Signalsmart - anti-interference static filters

**Specifications**

- > 4x45 Watts
- > 1 DIN stereo unit
- > CD/DVD/WMA/MP3/AVI
- > AM & FM
- > 30 preset stations
- > Detachable front panel
- > Rotary volume control
- > White key illumination
- > LCD display
- > Remote control
- > Bluetooth

**900-20600****FURRION F-TYPE TV INLET/OUTLET BLACK**

- > Snap-in F-type connector
- > Coax connectors ideal for satellite and cable feed
- > Durable UV stabilized polyester material
- > Nickel plated brass connector for improved signal transmission and corrosion resistance
- > Satellite compatible
- > Easy installation
- > Wall mount with screws
- > Weatherproof sealing
- > Designed for outdoor applications



## FURRION PORTABLE BLUETOOTH SPEAKER



The all new FURRION LIT was created for mobile and adventurous living, the portable Bluetooth® speaker is compact, big on sound and features a rugged design so you can take it anywhere.

Designed for mobile and adventurous living, the Furrion LIT portable Bluetooth speaker is compact in size and big on sound. Its unique rugged design is waterproof, shockproof, sand proof, comes with a built-in flashlight and has up to 15 hours of play time. LIT can be mounted in an RV so you can take the party anywhere. The mount is simple to install, acts as a charging station and secures the speakers when you're on the road.

### Features

- > Playtime Up to 15 hours
- > Torch Light
- > Waterproof IPX7
- > Bluetooth
- > NFC
- > Speaker Phone
- > Micro USB Inputs
- > USB Charging Out

### Specifications

- > Rated Power 10W x2 RMS
- > Battery 1800mAh x2
- > Signal To Noise Ratio  $\geq 80$ dB
- > SOS Light Effect Yes

### 900-20700

#### FURRION PORTABLE BLUETOOTH SPEAKER - BLACK



### 900-20702

#### FURRION PORTABLE BLUETOOTH SPEAKER - WHITE



### 900-20750

#### FURRION WIRELESS CHARGING DOCK FOR PORTABLE BLUETOOTH SPEAKER



## 950-00024 SUBURBAN DIRECT SPARK IGNITION HOT WATER SERVICE (SW6DA)

Has a 12V ignitor and operates on Universal gas.

### Specifications

Capacity: 22.6L

Max working pressure: 850Kpa

Hourly gas consumption: 9.60mj/hour

Test point pressure: 2.63Kpa

Jet orifice size: 0.89mm

Type of heating medium: Universal Gas

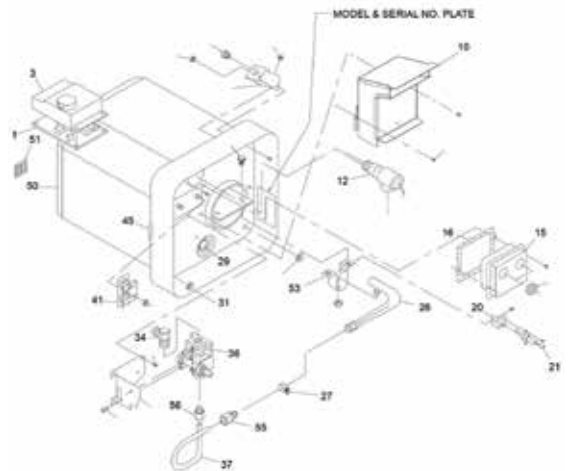
Recovery: 40L/hr 45°C rise

Electrical: For automatic gas ignitor 12V DC

Dimensions: 320W x 320H x 500D (mm)

Item No.	Part No.	Description
1	950-02522	Suburban New Style Computer Board. 521114
3	950-02532	Suburban Large Plastic Cover For Computer Board. 090613/0ld090470
10	950-01446	Suburban New Flue Collector T/S Sw4dea/Sw6da/Sw6dea. 102434
12	950-01122	Suburban Pressure Relief Valve 240V For Sw6dea 240V. 161166
15	950-02622	Suburban T/Stat Cover Double Reset For Sw6dea.090467/090562
16	950-02624	Suburban Gasket T/S Thermostat 090562. 070987
20	950-02539	Suburban Mounting Bracket For Electrode Probe Sw6da. 063187

21	950-02538	Suburban Electrode Probe For Sw6da. 232258
26	950-01242	Suburban Main Burner W/In-Built Orifice. 010843/010844
27	950-01258	Suburban Air Shutter Clamp For Sw6pa & Sw6da Hws. 010857
29	950-01140	Suburban Anode Rod For All Suburban Hws. 232767
34	950-02670	Suburban Gas Supply Elbow For Direct Spark Hws. 170374
36	950-02632	Suburban Gas Valve Suit Direct Spark. 161109/161164
37	950-01174	Suburban Manifold Outlet T/S Sw6da & Sw4/6Dea. 171420
41	950-02600	Suburban T/Stat 12Vdc Sw6da/Sw4dea/Sw6dea 60Deg C. 232319/232322
45	950-01390	Suburban Grommet Only T/S Gas Inlet Pipe. 070989
50	Z950-01404	Suburban Insulation Jacket Kit T/S Hws Sw6dea/Sw6da. 520868
51	950-02500	Suburban Switch & Plate Assy White For Sw6da. 232589
53	950-01252	Suburban Saddle Bracket For Main Burner. 063244/063444
55	Z950-01380	Suburban Nut Loxit 1/4" Suit Sw6pa 4/96 Model. 171463



## 950-00034

### SUBURBAN HOT WATER HEATER 12V & 240V ELECTRIC (SW6DEA)

Has a 12V ignitor and operates on Universal gas and 240V. User is able to control which operation is sourced by means of an internal switch for gas and an external switch for electricity.

#### Specifications

Capacity: 22.6L

Max working pressure: 850Kpa

Hourly gas consumption: 9.60mj/hour

Test point pressure: 2.63Kpa

Jet orifice size: 0.89mm

Type of heating medium: Universal Gas/240V

Recovery: 40L/hr 45°C rise

#### Electrical:

- For auto gas ignitor: 12V DC

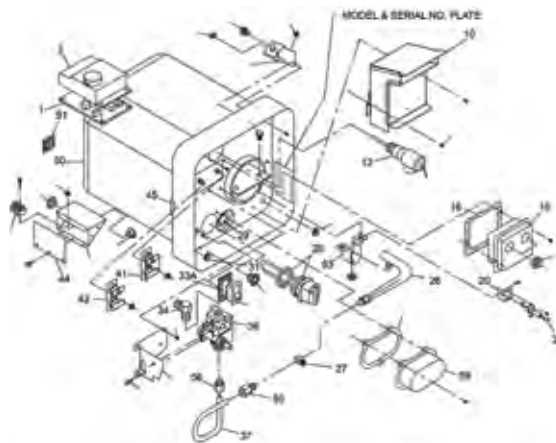
- For models with 240V: 240V - 50HZ AC heating element

- Element rating: 1440W - 6A

Dimensions: 320W x 320H x 500D (mm)

Item No.	Part No.	Description
1	950-02522	Suburban New Style Computer Board. 521114
3	950-02532	Suburban Large Plastic Cover For Computer Board. 090613/Old090470
10	950-01446	Suburban New Flue Collector T/S Sw4dea/Sw6da/Sw6dea. 102434
12	950-01122	Suburban Pressure Relief Valve 240V For Sw6dea 240V. 161166
15	950-02622	Suburban T/Stat Cover Double Reset For Sw6dea.090467/090562
16	950-02624	Suburban Gasket T/S Thermostat 090562. 070987
20	950-02539	Suburban Mounting Bracket For Electrode Probe Sw6da. 063187
21	950-02538	Suburban Electrode Probe For Sw6da. 232258

26	950-01242	Suburban Main Burner W/In-Built Orifice. 010843/010844
27	950-01258	Suburban Air Shutter Clamp For Sw6pa & Sw6da Hws. 010857
28	950-02691	Suburban New Element 240V 1440W 6Amp T/S Sw4dea/Sw5ea/Sw6dea. 520831
29	950-01140	Suburban Anode Rod For All Suburban Hws. 232767
33	950-02502	Suburban 240V Switch For Sw4dea/Sw6dea/Sw5ea. 233110/Old232668
34	950-02670	Suburban Gas Supply Elbow For Direct Spark Hws. 170374
36	950-02632	Suburban Gas Valve Suit Direct Spark. 161109/161164
37	950-01174	Suburban Manifold Outlet T/S Sw6da & Sw4/6Dea. 171420
41	950-02600	Suburban T/Stat 12Vdc Sw6da/Sw4dea/Sw6dea 60Deg C. 232319/232322
42	950-02612	Suburban T/Stat 240Vac Sw5ea/Sw4dea/Sw6dea 60Deg C.232317/232320
44	950-02640	Suburban Cover For Junction Box. 090576
45	950-01390	Suburban Grommet Only T/S Gas Inlet Pipe. 070989
50	Z950-01404	Suburban Insulation Jacket Kit T/S Hws Sw6dea/Sw6da. 520868
51	950-02500	Suburban Switch & Plate Assy White For Sw6da. 232589
53	950-01252	Suburban Saddle Bracket For Main Burner. 063244/063444
55	Z950-01380	Suburban Nut Loxit 1/4" Suit Sw6pa 4/96 Model. 171463
59	950-02692	Suburban Element Cover For Sw6dea. 090445



**950-00044**  
**SUBURBAN 240V ONLY HWS WITH DOOR**  
**(SW5EA)**

Operates on electricity only.

**Specifications**

Capacity: 17.7L

Max working pressure: 850Kpa

Type of heating medium: 240V

Recovery: 21L/hr 45°C rise

**Electrical:**

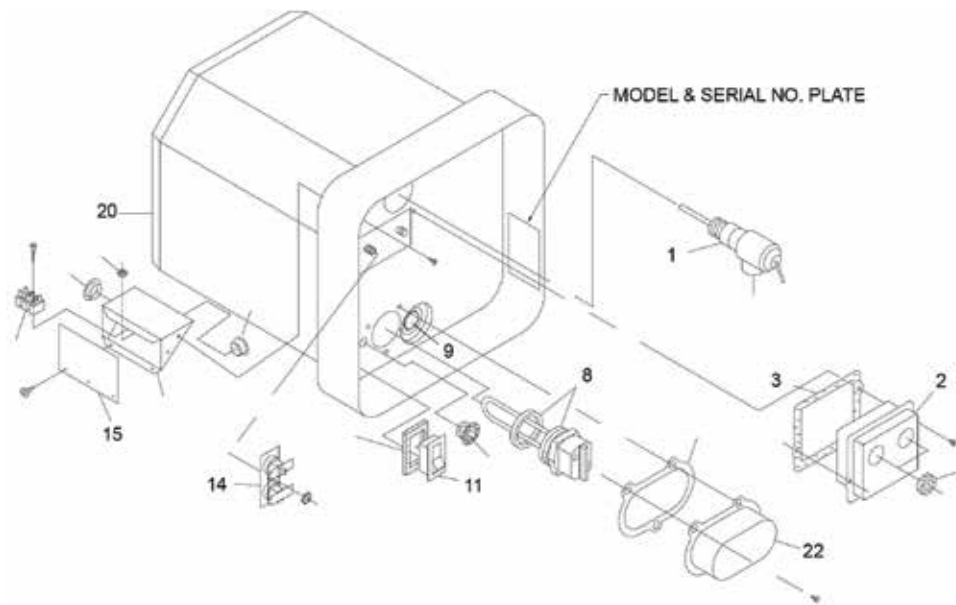
- For models with 240V heating element: 240V - 50HZ AC

- Element rating: 1440W - 6A

Dimensions: 320W x 320H x 450D (mm)

Item No.	Part No.	Description
1	<b>950-01122</b>	Suburban Pressure Relief Valve 240V For Sw6dea 240V. 161166
2	<b>950-02622</b>	Suburban T/Stat Cover Double Reset For Sw6dea.090467/090562

3	<b>950-02624</b>	Suburban Gasket T/S Thermostat090562. 070987
8	<b>950-02691</b>	Suburban New Element 240V 1440W 6Amp T/S Sw4dea/Sw5ea/Sw6dea. 520831
9	<b>950-01140</b>	Suburban Anode Rod For All Suburban Hws. 232767
11	<b>950-02502</b>	Suburban 240V Switch For Sw4dea/Sw6dea/Sw5ea. 233110/01d232668
14	<b>950-02612</b>	Suburban T/Stat 240Vac Sw5ea/Sw4dea/Sw6dea 60Deg C.232317/232320
15	<b>950-02640</b>	Suburban Cover For Junction Box. 090576
20	<b>Z950-01402</b>	Suburban Insulation Jacket Kit T/S Hws Sw4dea/Sw5ea. 520867
22	<b>950-02692</b>	Suburban Element Cover For Sw6dea. 090445





**950-00054****SUBURBAN HWS 12V & 240 VOLT WITH DOOR (SW4DEA)**

Has a 12V ignitor and operates on Universal gas and 240V. User is able to control which operation is sourced by means of an internal switch for gas and an external switch for electricity.

**Specifications**

**Capacity:** 15.1L

**Max working pressure:** 850Kpa

**Hourly gas consumption:** 9.60mj/hour

**Test point pressure:** 2.63Kpa

**Jet orifice size:** 0.89mm

**Type of heating medium:** Universal Gas/240V

**Recovery:** 40L/hr 45°C rise

**Electrical:**

- For auto gas ignitor: 12V DC

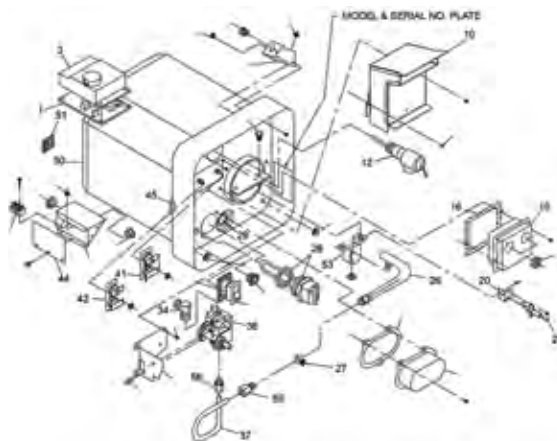
- For models with 240V heating element: 240V - 50HZ AC

- Element rating: 1440W - 6A

**Dimensions:** 320W x 320H x 450D (mm)

Item No.	Part No.	Description
1	<b>950-01122</b>	Suburban Pressure Relief Valve 240V For Sw6dea 240V. 161166
3	<b>950-02624</b>	Suburban Gasket T/S Thermostat090562. 070987
10	<b>950-01140</b>	Suburban Anode Rod For All Suburban Hws. 232767
12	<b>950-02502</b>	Suburban 240V Switch For Sw4dea/Sw6dea/Sw5ea. 233110/0ld232668
15	<b>950-02640</b>	Suburban Cover For Junction Box. 090576
16	<b>950-02640</b>	Suburban Cover For Junction Box. 090576
20	<b>950-02502</b>	Suburban 240V Switch For Sw4dea/Sw6dea/Sw5ea. 233110/0ld232668

21	<b>950-02640</b>	Suburban Cover For Junction Box. 090576
26	<b>950-02640</b>	Suburban Cover For Junction Box. 090576
27	<b>950-02502</b>	Suburban 240V Switch For Sw4dea/Sw6dea/Sw5ea. 233110/0ld232668
28	<b>950-02691</b>	Suburban New Element 240V 1440W 6Amp T/S Sw4dea/Sw5ea/Sw6dea. 520831
29	<b>950-01140</b>	Suburban Anode Rod For All Suburban Hws. 232767
33	<b>950-02502</b>	Suburban 240V Switch For Sw4dea/Sw6dea/Sw5ea. 233110/0ld232668
34	<b>950-02670</b>	Suburban Gas Supply Elbow For Direct Spark Hws. 170374
36	<b>950-02632</b>	Suburban Gas Valve Suit Direct Spark. 161109/161164
37	<b>950-01174</b>	Suburban Manifold Outlet T/S Sw6da & Sw4/6Dea. 171420
41	<b>950-02600</b>	Suburban T/Stat 12Vdc Sw6da/Sw4dea/Sw6dea 60Deg C. 232319/232322
42	<b>950-02612</b>	Suburban T/Stat 240Vac Sw5ea/Sw4dea/Sw6dea 60Deg C.232317/232320
44	<b>950-02640</b>	Suburban Cover For Junction Box. 090576
45	<b>950-01390</b>	Suburban Grommet Only T/S Gas Inlet Pipe. 070989
50	<b>950-01404</b>	Suburban Insulation Jacket Kit T/S Hws Sw6dea/Sw6da. 520868
51	<b>950-02500</b>	Suburban Switch & Plate Assy White For Sw6da. 232589
53	<b>950-01252</b>	Suburban Saddle Bracket For Main Burner. 063244/063444
55	<b>950-01380</b>	Suburban Nut Loxit 1/4" Suit Sw6pa 4/96 Model. 171463
56	<b>950-01380</b>	Suburban Nut Loxit 1/4" Suit Sw6pa 4/96 Model. 171463



### 950-01140 SUBURBAN ANODE ROD FOR ALL SUBURBAN HWS

All Suburban HWS' have an anode rod which absorbs all the corrosive action of hot water. It is located on the bottom of the HWS (under the main burner), simply unscrew this to drain the tank of water. If the rod is mostly eaten away, replace it with a new one. The Suburban anode rod fits the 4, 5 and 6 gallon tanks.

#### Did you know?

There are many anode rods on the market. Cheaper imitations may not always be the best fit for a Suburban HWS. Not only are some imitations the incorrect length, you also need to be weary of the thread type (at the head of the rod). The Suburban range of HWS's are made in the USA and they use the NPT style thread for the anode.

Most other parts of the world use a BSP style thread. If a BSP threaded anode rod is fitted into a Suburban HWS it will damage the pitch on the internal thread and cause future leaks. Coast always recommends using a Suburban anode rod in a Suburban HWS.



### SUBURBAN EXTERIOR DOORS

Suburban exterior doors stand up to the elements and frequent use, with corrosion-resistant steel finished in a tough, high-solids baked enamel for extra chip resistance. Coast to Coast stock the standard doors which are installed without bending flanges or installing corner gussets for easy installation and a superior seal.

### 950-01304 SUBURBAN POLAR WHITE DOOR

For SW5DEA Water Heater.



### 950-01308 SUBURBAN NEW STYLE POLAR WHITE DOOR

Suitable for SW6PA, SW6DA, SW6DEA and SW4DEA.



### 950-01314 SUBURBAN NEW STYLE BLACK DOOR

Suitable for SW6PA, SW6DA, SW6DEA and SW4DEA.

Dimensions (overall): 381W x 381H (mm)



### 950-01320 SUBURBAN PLASTIC DOOR LATCH CLIP ONLY (WHITE)

A replacement latch suitable for use on all Suburban HWS Doors.



### 950-01324 SUBURBAN PLASTIC DOOR LATCH CLIP ONLY (BLACK)

For all models.



## SUBURBAN HOT WATER HEATER FAQS

### **Are all Suburban Water Heaters equipped with an Anode Rod? What is its function? When should it be changed?**

YES - all Suburban water heaters feature an anode rod. The anode equalizes aggressive water action, providing cathodic protection for the tank. It is a very important factor in tank life and should only be removed for inspection, draining or replacement. It is removable using a 1-1/16" thin wall socket. Under normal use, the anode rod will deteriorate. Because of this, we recommend it be replaced bi-annually or when consumption or weight loss of the rod is greater than 75%.

Note: Water with high levels of iron &/or sulphate will increase the rate of deterioration. To extend anode life, drain water from tank whenever the RV is not being used. Avoid any extended time of non-use with water in the tank.

### **Why does water drip from my water heater's pressure and temperature (P&T) relief valve?**

You may experience water weeping or dripping from your water heater's pressure and temperature (P&T) relief valve when your water heater is operating. Water weeping or dripping does not mean that the P&T valve is defective. As water is heated, it expands. The water system in an RV is a closed system and does not allow for the expansion of heated water. When the pressure of the water system exceeds the relieving point of the P&T valve, the valve will relieve the excess pressure.

### **Can I add-on an electric element to a PA/DA Model (GAS ONLY Unit)? What will happen if I use it?**

NO - the use of these aftermarket heating element devices may result in damage to components or the water heater. When aftermarket heating elements are inserted into the anode rod/drain connection, tank life is shortened by accelerating inner tank corrosion. This will be a non-warrantable situation. An upgrade is required to a GAS/ELECTRIC model, for this application.

### **What if I operate the water heater without water in the tank?**

Operation without water in the tank on the 12V DC gas portion of the water heater can cause the copolymer insulation jacket to melt and can cause the ECO/Thermostat to trip. Operation without water in the tank on the 230V AC electric portion of the water heater will damage the element.

### **There is a bad odour coming from the hot water faucet. How can I correct this?**

Odour from the hot water system is not a service problem and many water supplies contain sufficient amounts of sulphur to produce an odour. The odour is similar to rotten eggs and is often referred to as "sulphur water". Sulphur water is not harmful—only unpleasant

to smell. Sulphur water can be caused by a chemical action or by bacteria. The key to eliminating this smell is heavy chlorination of the water system. Add about 177ml of chlorine (common household liquid bleach) to each 10 gallons in the water tank. Then run the heavily chlorinated water throughout the system, opening each faucet one at a time until you smell the chlorine. Let the RV sit a few days and the chlorine should take care of the problem. Then you will need to remove the chlorine by flushing the water system. If you don't have a water filtration system that removes chlorine, you may have a problem getting rid of the chlorine taste. You might consider adding such a system because it allows you to keep water chlorinated and this prevents several problems, including sulphur water. Chlorination also takes care of other types of bacteria and viruses.

### **How do I drain my water heater?**

Follow the steps below:

1. Turn off electrical power to the water heater either at the switch from the electric element or a breaker.
2. Shut off the gas supply to the water heater.
3. Turn off the pressure pump on the water system.
4. Open both hot and cold water faucets.
5. Remove the anode rod from the tank. (NOTE: TAKE CARE as water may be HOT when drained from the unit).
6. Follow the RV manufacturer's instructions for draining the entire water system.




**950-02700**  
**CAMCO SCREW-IN ELEMENT WRENCH 5" FOR SUBURBAN HWS**

This zinc-plated element wrench goes where other wrenches can't, allowing you to remove and replace screw-in elements with ease. It works in conjunction with your screwdriver and fits all 5" regular screw-in elements and 1-1/2" nuts.



**950-02730**  
**TUBE SPANNER 1 1/16" X 1 1/2" 250MM OVERALL LENGTH FOR SUBURBAN HWS**

This two in one tool will work with Genuine Suburban Anodes and Heat Elements.



**950-02710**  
**CAMCO T & P UNIVERSAL VALVE REMOVER**

Replace temperature and pressure valves faster and more safely. The Valve Remover gives you better access to the water heater housing, reducing injuries. Fits Atwood and Suburban (Mor-Flo) water heaters



**950-02720**  
**CAMCO HWS TANK RINSER**

Cleans the sediment that collects at the bottom of your water heater and flushes it out. Note, please use 800-01992 to connect the Tank Rinsers to your garden hose.



## NAUTILUS IW60A ON DEMAND WATER HEATER



Enjoy endless hot water with Suburban's NAUTILUS On Demand RV Water Heater. Say "good-bye" to waiting for water to reheat in a conventional tank. Showers and baths are best enjoyed slowly, so live free from the restraints of limited hot water supplies. Dishes and even the laundry can be done with an infinite supply of hot water whenever and wherever, simultaneously from every fixture.

With no storage tank to heat water, the NAUTILUS On Demand RV Water Heater reduces weight and increases efficiency by only operating when the need for hot water arises. The NAUTILUS On Demand RV Water Heater uses an exclusive 60,000 BTU 2-Stage Modulating Combustion System (MCS) which instantaneously adjusts the LP gas input to provide consistent and endless comfort regardless of your hot water needs.

### 950-03000 SUBURBAN'S NAUTILUS ON DEMAND WATER HEATER

- developed with **INDUSTRY-BEST:**

- > Exclusive 60,000 BTU Two-Stage Self Modulating Combustion System
- > Built-In Freeze Protection
- > Only 16.3kg Installed
- > Two-Year Limited Warranty

### The EXCLUSIVE 2-Stage Modulating Combustion System (MCS) Monitors:

- > Inlet water temperature
- > Inlet water flow
- > Output water temperature
- > Combustion air fan speed
- > Heat exchanger & burner operation



### SUBURBAN NAUTILUS CONTROL CENTRE

The On Demand Control Center provides precise temperature control, reliable and consistent comfort from the convenience of your RV.

### 950-03500 SUBURBAN NAUTILUS CONTROL CENTRE - WHITE



### 950-03502 SUBURBAN NAUTILUS CONTROL CENTRE - BLACK



## SUBURBAN NAUTILUS VENTS

A Suburban replacement panel and vent cap are required when replacing Suburban 6, 10, 12, and 16 gallon tank units with the NAUTILUS On Demand RV Water Heater.

**950-03504**

**SUBURBAN NAUTILUS VENT FOR 0 - 2.5CM  
(0 - 1 INCHES) WALL THICKNESS**



**950-03506**

**SUBURBAN NAUTILUS VENT FOR 2.5 - 5.0 CM  
(1 - 2 INCHES) WALL THICKNESS**



**950-03508**

**SUBURBAN NAUTILUS VENT FOR 5.0 - 7.6 CM  
(2 - 3 INCHES) WALL THICKNESS**



## SUBURBAN NAUTILUS ACCESS DOORS

Please note: The images below are shown with the vent cap installed for illustration purposes only. Replacement Panels and Vent caps are sold separately. The Suburban 10 Gallon Replacement panel is used for 10, 12 or 16 gallon capacity unit installations.

**950-03510**

**SUBURBAN NAUTILUS ACCESS DOOR  
6 GAL - WHITE**



**950-03512**

**SUBURBAN NAUTILUS ACCESS DOOR  
6 GAL - BLACK**



**950-03514**

**SUBURBAN NAUTILUS ACCESS DOOR  
10 GAL - WHITE**



**950-03516**

**SUBURBAN NAUTILUS ACCESS DOOR  
10 GAL - BLACK**



**950-03518**

**SUBURBAN NAUTILUS ACCESS DOOR  
6 GAL ATWOOD - WHITE**



**950-03520**

**SUBURBAN NAUTILUS ACCESS DOOR  
10 GAL ATWOOD - WHITE**



### Installation Configuration Examples

The NAUTILUS On Demand RV Water Heater from Suburban is a truly adaptable platform that offers a variety of installation options to suit your needs. The below configurations examples demonstrate the NAUTILUS system's industry leading versatility.

#### Example Configuration 1

The minimum specification install of the Nautilus system required only the system itself and a single vent to suit your vehicles wall thickness. Please note that the unit should be installed as close to wall as possible.



#### Example Configuration 2

The maximum specification install of the Nautilus system requires the system itself, the Nautilus Control Centre (available in black or white), a single vent to suit your vehicles wall thickness and a single access door.





NAUTILUS ON DEMAND WATER HEATER

PERFORMANCE SPECS	SUBURBAN NAUTILUS
Model	Nautilus IW60A, 5187A
Maximum Mj/Hr	64 (5) burners
Two-Stage Self Modulating Combustion System	YES Stage 1 Operation: 2 Burners Stage 2 Operation: 5 Burners
Fuel Source	Universal LP Gas
Dry Weight	15 kg with vent assembly Optional access panel 2.3 Kg shipping weight
12 VDC = AMPS	2.1 AMPS
Operational Voltage Range	10.2 - 14.5 VDC
MAXIMUM Output Water Temperature	50°C
Output Water Temperature - Factory Setting	50°C
Digital Control Center Temperature Range	35° - 50° (C)
Liters Per Minute (LPM) Required Flow	1.9 LPM
Freeze Protection	Standard
Warranty	2 - Year
Product Dimensions	316.6 mm W x 317.8 mm H x 464.9 mm D (includes inlet & discharge water lines)

Water Temp. Heat Gain From Incoming Water Temp.			
Input Water Temp	LPM	Output Water Temp	Gain
10°	5.7	48°	38°
	7.6	38°	28°
	11.4	29°	19°
15°	5.7	48°	33°
	7.6	43°	28°
	11.4	35°	20°
21°	5.7	50°	29°
	7.6	49°	28°
	11.4	39°	18°









12 Volt Compressor	200	Anti-Flap Kits	24, 30, 31, 33
12V Awnings	42, 43	Anti-Theft Kit	161
12V Fridge Fan	250	Anti-Theft Locks	142, 143, 161, 162
12V Gas Detector	216	Aqua Kem Blue	314, 316
12V Water Pumps	278, 279	Aqua Kem Green	314, 316
15 AMP - 10 AMP Adapters	195, 196	Aqua Kem Sachets	316
15A Leads	192	Aqua Rinse	314
3 Stage Camper Lifter	50	Aqua Soft Toilet Paper	316
3-Way Fridges	258, 259, 260	Argent HOBs	263

## A

AC41 Water Filler	283	Ark Bearing Kits	149
Access Doors	220, 221, 222, 223, 224, 225	Ark Coupling Lock	143
Accumulator Tanks	301	Ark Jockey Wheels	141, 142
Acrylic Sinks	306	Ark Tow Balls	76
Adapter Brackets - Fiamma	22	Assist Handles	176
Adapters - Waeco	251	Astro Annexe	14
Adco RV Covers	130, 131	Audio Entertainment	347, 348, 348, 350, 352, 353, 354, 355
Adco Tyre Guards	132	Aussie Traveller AFK	30
Adhesive	224, 225	Aussie Traveller Rafters	33
Adjustable Roof Rack	124	Aussie Traveller Spares	30, 33
Aero Flo Vent Cover	233	Australite Four Seasons Hatch	236, 237
Aeroplus Wind Deflector	162	Automated Satellites	345
Air Compressor	200	Auxiliary Showers	307
Air Conditioner Gasket	4	Awning Adapter	22, 23
Air Conditioners	5, 6, 7, 8	Awning Cleaner	229
Air Pump	200	Awning Hardware	43, 44
Aircommand Air Conditioners	5, 6, 7	Awning Hooks	31
Alarmed Trailer Lock	142	Awning Leg Brackets	23, 24
Alko Bearing Kits	148	Awning Lights	175, 176, 178, 179
Alko Brakes	147, 148, 149	Awning Rafters	21, 22, 32, 33
Alko Corner Steadies	155, 156	Awning Rain Guards	23
Alko Couplings	154, 155	Awning Repair Tape	32
Alko Jockey Wheels	140, 141	Awning Stabiliser Kits	24, 30, 31, 33
Alko Water Tank	287	Awning Support Cradle	44
Aluminium - Truline	51, 52	Awning Tiedowns	24, 30, 31
Aluminium Cladding	53, 54	Awnings	17, 18, 19, 20, 21, 39, 40, 41, 42, 43, 46
Aluminium H-Frame	4		
Aluminium Step	143, 144, 145		
AmpFibian Adapters	195		
Amplifier	339, 350		
Anbi	174		
Anderson Plugs	191, 201		
Annex Awning	13		
Annex Door Roller	33		
Annex Matting	34, 35		
Anode Rod	360		
Antenna Diplexer	346		
Antenna Outlets	189, 191, 194		
Antennae	332, 333, 337, 338		

## B

Ball Level	151
Ball Valves	215
Ball Weight Scales	158
Barbeque	267
Barbeque Slide Kit	268
Barbs	280, 281
Bargman Lights	175
Base Plate	159
Bathroom Accessories	128, 129
Bathroom Cleaner	314, 315, 316
Bathroom Fixtures	306, 307, 308, 309

Bathroom Fixtures - WaterMark	310	Caframo Fans	204, 205
Bathroom Module	309	Camco Camping Essentials	61, 62
Batteries	87, 171, 172	Camco Chocks	135
Battery Boxes	173	Camco Cleaning	229, 230
Battery Isolator	174	Camco Fridge Bars	114
Battery Monitors	87, 171	Camco Grab Handles	126
Bayonet Dust Cap	216	Camco Rhinoflex	324, 325
Bayonet Socket	216	Camco Sewer Fittings	324, 325
Bearing Cones	150	Camco Sewer Hose	324, 325
Bearing Seals	149, 150	Camco Toilet Drop Ins	326
Bearings	148, 149, 150	Camco Toilet Tissue	316
Beaver Cookware	69	Camec Door Locks	226
Bed End Garages	127	Camper Covers	130, 131
Bed Frames	48	Camper Lifter	50
Bed Saddles	51	Camper Stone Shields	164, 165
Bezel for Sink	305	Camper Trailer Storage	127
Bi-Folding Tables	117, 118	Camping Essentials	61, 62
Bike Racks	125	Canopy Easy Lift Arms	49
Bikes - Folding	104	Canopy Lift Mechanisms	49
BiPots	311	Caprice Ovens	2610
Black Shale Fade - Awning	42	Car Audio	347, 348, 348, 350, 352, 353, 354, 355
Black Streak Remover	229	Caravan Bed Frames	48
Black TV Brackets	341, 342	Caravan Covers	130, 131
Blinds	162	Caravan De-Flapper Kits	31
Bluetooth Speakers	344, 355	Caravan Movers	152
Boaties Cookware	111, 112	Caravan Moving Aid	152
Bora Fan	205	Caravan Power Adapters	195, 196, 251
Bostik Compounds	232	Caravan Reversing Cameras	339, 340, 341
Brackets for Awning Legs	23, 24	Caravan Stone Shield	164, 165
Brackets for Pole Carriers	116, 117	Caravan Supply Leads	202, 203
Brackets For TVs	341, 342	Caravan Touch Up Paint	231
Brake Controllers	85, 86, 87, 88	Caravanstore Awnings	17
Brake Magnet	147	Caravanstore Centre Rafter	21
Brake Shoe Kit	148	Carefree Awning Hardware	43, 44
Brass Fittings	211, 212, 213, 214, 215	Carefree Awning Maintenance Tips	46
Break Away Coil	88	Carefree Awning Spares	45, 47
Break Away Kits	88	Carefree Awnings	40, 41, 42, 46,
Break Away Switches	87, 88	Carefree Box Awning	46
Breaksafe Components	87, 88	Carefree Rafters	44
Breha Hand Pumps	308	Cargo Bar	76
Briggs & Stratton Inverter Generators	206, 207	Carry Bike Accessories	92, 93
Briggs & Stratton Pressure Cleaner	208, 209	Carry Bikes	89, 90, 91
Brooms	113, 132	Cassette Tank Cleaner	314, 315, 316
Bubble Levels	151	Cassette Toilets	317, 318, 319
Bucket	60	Caulking	232, 234
Bug and Tar Remover	229	CD/DVD Players	349, 350, 351, 352, 354
		Chairs	65, 66
		Check Valves	281
<b>C</b> Cabin Hooks	223		
Cable Ties	203		

Chocks	135, 136, 163	Compact Brake Controller	85
Chromed Faucets	309, 310	Compact IQ Brake Controller	85
Circuit Breaker Leads	193	Concentrated Toilet Drop Ins	326, 327
Circuit Breakers	190	Cones for Bearings	150
Cladding	53	Control Boxes For Windows	227, 228
Cleaners	133, 229, 230, 231	Controllers - Throttle	105
Cleaners for HWS Tanks	362	Cookers	261, 262, 263, 264, 265, 266, 267, 268
Cleaning Kits	231	Cookware	69
Cleaning Products	133, 229, 230, 231	Coolmatic Fridges	251, 252, 253, 254
Clip On Mirrors	81	Copper Pigtails	211
Clip Systems	31	Cordpro Reels	115
Clips	77	Cormorant Air Conditioner	6
Clipsal Fittings	189, 190, 192	Corner Insert For Windows	228
Clothers Ainer	61, 112, 127	Corner Steadies	155, 156
CMS Fittings	192, 193, 194, 195	Couple-Mate Reversing Hitch	150
Coast Aluminium	53	Coupling Locks	142, 143, 161, 162
Coast Annex Awning	13	Couplings	80, 153, 154, 155
Coast Awning Wall Kits	13	Covers - Carry Bikes	93
Coast Bike Racks	125	Covers - Circuit Breakers	190
Coast Bikes	104	Covers - RV	130, 131
Coast Carriers	116, 117	Covers - Vents	241, 242
Coast Chairs	60	Crank Up Satellite	335
Coast Clean Kits	231	Cross Bars	125
Coast Doors	220, 221, 222	CRX Fridge Freezers	252, 253, 254
Coast Gazebo	68	Cup Holder	62, 112, 113
Coast Hand Pump	308	Cupboard Rosettes	225
Coast Leads	192	Cups	70, 71, 72
Coast Lights	175, 176, 181	Curtain Track	53
Coast Matting	34, 35	Curved Centre Rafter	21, 32, 33
Coast Mirrors	83		
Coast Mixing Bowls	111	<b>D</b> Decoder	346
Coast Picnic Tables	122, 123	Deep Cycle Batteries	171, 172
Coast Pop Top Support	50, 51	Deodorisers For Toilets	302, 314, 315, 316, 326, 327
Coast Roof Rafter	32	DGN Hinges	228, 229
Coast Steps	143	Dicor Sealant	230
Coast Sunscreens	36, 37, 38	Diesel Fuel Tank	9
Coast Tables	122, 123	Diesel Heaters	9
Coast Water Tanks	288	Digital Signal Finders	338
Coax Cable Connection	191, 193	Dinnerware	73, 110
Coaxial Sockets	191, 193	Directors Chair	65, 66
Coffee Cup	74	Dish Drainer	112
Collapsible Bucket	60	Dish Holder	112, 113
Collapsible Storage	60	Dometic Air Conditioners	7, 8
Colour Restorer	229	Dometic Fridge Spare Parts	255, 256, 257
Coloured Cups	71, 72, 74	Dometic Fridges	254, 255
Coloured Plates	73	Dometic Heating System - Air	7, 8
Columbia Doors	225	Dometic H-Frame	4
Combination Cookers	266	Door Catch	224, 225
Comet Annexe	15, 16		

Door Frames	225
Door Holder	126, 224, 225
Door Locks	222, 226, 227
Door Mosquito Nets	116
Door Mount Mirrors	83
Door Roller	33
Door Safe Lock	126
Door Storage Pockets	127
Doors For Suburban Heaters	360
Double Sided Sailtrack	52, 53
Draught Skirt	10
Drawer Fridge	250
Drifter Monitor	171
Drink Holder	62, 112, 113
Drink Water Filtration Kit	282
Drink Water Freshener	302
Drink Water Hose	284, 285, 286, 287
Drinkware	70, 71, 72
Drum Brakes	147, 148, 149
DS- 5 Satellite	335
DT- 8 Mark 3 Antenna	338
Duplex Oven	265
Dust Cap for Bayonets	216
Dustbin	113, 116

<b>E</b> Easy Dry	112
Easy-Tune Signal Finder	339
Eaz Lift Hitches	97, 98, 99
Eaz Lift Sway Controls	100, 101
Eclipse Awnings	42, 43
EcoSpin Portable Washer	249
Egg Carriers	61
Electrex Electrical Components	202, 203
Electric Brake Magnet	147
Electric Drum Brakes	147, 148, 149
Electric Steps	145
Electrical Equipment	187, 188
Electrolux Rangehoods	246
Electronic Brake Controllers	85, 86, 87, 88, 89
Electronic Caravan Level	151, 152
Electronic Throttle Controllers	105
Electus Anderson Plug	191, 201
Electus RCD	195
Elixir Mini Vent	234
Emergency Gas Shut Off	213
End Plug For Windows	228
Endless Breeze Fan	170
Enduromats	35
Energizer Brake Controller	86

Explore Levels	137
Extension Leads	192
Exterior Doors for Suburban	360
External Cookers	266, 267
External Showers	307
Ezylevel	151

**F**

F35 Pro Awnings	17
F45 Awnings	18, 19, 20
F65S Awnings	20, 21
Falcon Mirrors	81, 82
Fan and Light Combo	170
Fans	170, 204, 205, 234, 236, 237, 238, 239, 240, 241
Fantastic Endless Breeze Fan	150
Fantastic Vents	237
Faucets	309, 310
Female Gas Floor Socket	216
Festoon Globes	180, 181
Fiamma Accumulator Tank	301
Fiamma Adapter Brackets	22
Fiamma Awning Spare Parts	26, 27, 28, 29
Fiamma Awnings	17, 18, 19, 20, 21
Fiamma Carry Bikes	89, 90, 91
Fiamma Door Holder	126
Fiamma Draught Skirt	10
Fiamma Ducato Door Cover	11
Fiamma Easy Dry	112
Fiamma Fast Clip	24
Fiamma Folding Dustbin	116
Fiamma Ladders	25
Fiamma Levels	135, 136
Fiamma Omni Stop	115
Fiamma Privacy Rooms	10, 11
Fiamma Rafters	21
Fiamma Rain Guards	23
Fiamma Rivets	22
Fiamma Safe Door	126
Fiamma Security Handles	126
Fiamma Side Walls	11
Fiamma Soap Dispenser	116
Fiamma Steps	144
Fiamma Storage Pockets	127
Fiamma Table Leg Parts	119
Fiamma Toilet Tissue	316
Fiamma Toilets	311
Fiamma Vents	238, 239, 240
Fiamma Waste Tank	326
Fiamma Water Fillers	284

Fiamma Water Tank	289	<b>G</b> Galvanised H-Frame	4
Fiamma Winding Handles	23	Galvanised Shackles	79
Fiesta Awnings	39, 40, 41	Gas Bottle Slide Kit	216
Filters	281	Gas Cradles	216
Filtration Kit	282	Gas Cylinder Strap	216
Fimma Royal Blue	18, 20	Gas Cylinders	216
Fimma Royal Grey	17, 18	Gas Detectors	213, 216
Fire Blanket	118	Gas Fittings	210, 211, 212, 213, 214, 215, 216
Fire Extinguisher	118	Gas Floor Socket	193
Fire Extinguisher Holders	118	Gas Hose	211, 212, 213
First Aid	119	Gas Regulators	210, 211
Fix-A-Tap Hose	284	Gas Sealant	210
Flag - Happy Hour	62	Gas Sealing Tape	210
Flat Out Hose	284, 285	Gas Tank Gauge	210
Flat Out Storage Reels	115	Gas Testing Nipple	215
Flick Mixers	309	Gas Unions and Adapters	212, 213, 214, 215
Floor Matting	34, 35	Gas Valves	212
Foam Tape	54, 234	Gas Water Heaters	356, 357, 358, 359
Fold Away Antennae	337	Gasket Kit - Air Conditioner	4
Folding Bikes	104	Gazebo	68
Folding Cookware	69	GCI	65, 66, 67
Folding Ironing Board	113	Generator Slide Kit	207
Folding Tables	66, 67, 117, 118, 122, 123	Generators	206, 207
Four Seasons Hatch	236, 237	Globes	180, 181
Frames For Beds	48	Glo-X	63, 64
Freedom Awning	46, 47	GOG Diplexer	346
Freeview Decoder	335	GOG Multiswitch	346
Freeview TVs By Telesat	335	Grab Handles	126, 175, 222
Fresh Up Sets (Thetford)	322	Grey Water Deodoriser	302, 315, 326, 327
Fresh Water Pump	278, 279	GSL Brake Controllers	87
Freshjet Air Conditioner	7	Guard - Tyre	132
Fridge Bars	114	Guardian Brake Controllers	85
Fridge Braces	114	Gullwing Hitch Lock	161
Fridge Fans	250		
Fridge Stand	250	<b>H</b> Haigh Levels	137
Fridge Sunscreen	38	Hand Brake Spares	80
Fridge Switch	252	Hand Pumps	308
Fridge Vent Sunscreen	38	Happy Bowl Toilet Liners	327
Fridge/Freezers	269, 270	Happy Hook Awning Tie	31
Fridges	251, 252, 253, 254, 255, 258, 259, 260	Happy Hour Flag	62
Froli Holders	112, 113	Happy Wanderer Antennae	338
Froli Levelling Systems	138, 139	Happy Wanderer Signal Booster	338, 339
Front Sunscreens	36, 37	Harrier Air Conditioner	8
Fuel Filler	283	Hatch	236, 237, 239, 240
Fuel Storage	9, 281	Hayman Reese Brake Controllers	85
Fuel Tanks	9, 281	Hayman Reese Hitches	94, 95, 96
Furrion	351, 352, 353, 354, 355	HDMI Cable	343
Fusion Audio Entertainment	352, 353, 354, 355	Heavy Duty Coupling Locks	143, 154, 155
		Heavy Duty Water Tanks	288



Heavy Duty Wheel Clamp	152
Heron Air Conditioners	5
Hex Winder Handle	141
H-frames	4
Hinge	228, 229
Hitch Locks	77, 78, 143, 154, 155
Hitch Step	78
Hold Down Strap Kit	24, 30, 31
Holman Hose Adapter Set	290
Hooks for Cabins	223
Hose - Carriers	117
Hose - Gas	211, 212, 213
Hose - Lido Junior	267
Hose - Sewer	322, 324, 325
Hose - Shower	307, 309
Hose - Water	284, 285, 286, 287
Hose Adapters	282, 284, 290
Hose Connector Set	284, 290
Hose Storage	115, 117
Hot Water Service Flusher	362
Hot Water Services	356, 357, 358, 359
Hub Drums	148
Hush Smoke Alarm	170
HWS Tank Rinser	362

<b>I</b> Ibis Air Conditioner	5
In-Line Check Valves	281, 300
Interconnecting Leads	192, 193
Interior Ladders	25
Interior Lights	170, 175, 176, 177
Interior Speakers	347, 348, 349, 353, 355
Inverter Generators	206, 207
Ironing Board	113

<b>J</b> Jack Pads	134
Jack Stands	133, 134
Jacks	133, 134, 135
Jayco Fan Light	170
Jensen Spare Parts	236
Jerry Can Holders	146, 147
Jockey Wheel Clamps	134, 141
Jockey Wheel Receiver	135
Jockey Wheels	133, 140, 141, 142
John Guest Plumbing	290, 291, 292, 293, 294, 295, 296
John Guest Tempering Valve	310
John Guest WaterMark Fittings	293, 294, 295, 296
JRV Tank Monitors	302
Jug	75

<b>K</b> Kirra Annex Awning	13
Kit Set - Tent	13
Kitchen Broom	113
Kitchen Sinks	304, 305, 306
Kojack Jack Kit	159
Kombi Hatch	238
Kovix	142

<b>L</b> Ladders	25
Lantern Hanger	61
Lap Sealant	232
Laundry Accessories	61, 112, 127
LED Bulbs	182, 183
LED TVs	335, 351, 352
LEDs	175, 176, 177, 178, 181
Lenses for Lights	177, 180
Levelling Systems	135, 136, 137, 138, 139, 162, 163
Lido Junior Cookers	267
Lift Mechanisms	49
Lighting Tracks	32
Lights	170, 175, 176, 177, 178, 179, 180, 181
Link Box For Windows	227
Lion Batteries	172
Lipper Slide Outs	55, 65, 344
Load Indicator	158
Lockable Fuel Filler	283
Lockable Water Fillers	282, 283
Low Boy Hand Pump	308
Low Boy Spare Part	308
Loxal Sealant	210
LPG Shut Off Valve	213
Luggage Rack	125

<b>M</b> Maestro	205
Male Bayonet Socket	216
Manchester Tanks	216
Marine Speakers	347, 348, 349
Matting	34, 35
Max De-Flapper Kits	31
MaxxAir Ventilation	240, 241
Mega Lock Suction Cups	128, 129
Melamine Dinnerware	110, 111, 112
Mesh - Stone Shield	165
Metal Grab Handles	222
Microwave Oven	268
Microwave Turntable	268
Mildew Remover	230
Milenco Aero	82
Milenco Doors	225

Milenco Mirrors	81, 82, 83	Panorama Door Locks	226
Milenco Wedges	162, 163	Pedal Box Throttle Controllers	105
Millard Water Tank	287	Picnic Tables	122, 123
Mini AmpFibian	195	Pigtails	211
Mini Dish Drainer	112	Pipeline Plumbing Fittings	300, 301
Mini First Aid Kit	119	Plas-T-Cote	231
Mini Vent	234	Plastic Bag Storage	113
Minigrill HOBs	262	Plastic Bed Saddles	51
Mirrors	81, 82, 83, 84	Plastic Cleaner	230
Mixing Bowls	111	Plastic Fuel Cans	301
Modular Water Tank	289	Plastic Glasses	70, 71, 72
Mold Inserts	52	Plastic Grab Handles	126, 175
Mosquito Nets	116	Plastic Plumbing Fittings	290, 291, 292, 293, 294, 295, 296, 297, 298, 299, 300, 301
Motorhome Covers	130, 131	Plastic Sinks	306
Motorhome Reversing Cameras	339, 340, 341	Plastic Steps	143, 144
Mounting Blocks	187, 190, 191	Plate Storage	112, 113
Move Control	162	Plugs	189, 191, 192, 193, 194, 195, 195, 196, 197
Mud Flaps	151	Plugs - Sinks	305, 306
Mud Flaps - Stone Shield	165	Plumbers Silicone	232, 233
Muller PVC Vent	241	Plumbing Fittings	290, 291, 292, 293, 294, 295, 296, 297, 298, 299, 300, 301
Multi Purpose Floor Matting	34, 35	Plumbing Fittings - WaterMark	293, 294, 295, 296
Multiswitch For Satellites	346	POD Adapter	196
My Coolman	269, 270	Pole Carriers	116, 117

## N

Narva Heavy Duty Connector	201
Narva Lights	179, 180
Narva Plugs and Sockets	196, 197, 200, 201, 202
Nelson Marine Cooker	236
Nemesis Wheel Clamp	160
Neta Hose Adapter	290
No Nails Adhesive	233
Non-Slip Matting	34, 35
Nuova Mapa Steps	145
Nuova Mapa Table Leg	121
Nuts	144, 157
Nylon Bushes	156, 157

## O

Odour-B-Gone Toilet Disks	327
Off Road Hitch Lock	162
Offside Privacy Screen	38
On Demand Water Heater	363, 364
Orbit Air	14, 15, 16
Outlets For Waste	306
Ovens	261, 262, 263, 264, 265
Oyster Lenses	177

## P

P3 Brake Controller	86
Palm	71, 72

Panorama Door Locks	226
Pedal Box Throttle Controllers	105
Picnic Tables	122, 123
Pigtails	211
Pipeline Plumbing Fittings	300, 301
Plas-T-Cote	231
Plastic Bag Storage	113
Plastic Bed Saddles	51
Plastic Cleaner	230
Plastic Fuel Cans	301
Plastic Glasses	70, 71, 72
Plastic Grab Handles	126, 175
Plastic Plumbing Fittings	290, 291, 292, 293, 294, 295, 296, 297, 298, 299, 300, 301
Plastic Sinks	306
Plastic Steps	143, 144
Plate Storage	112, 113
Plugs	189, 191, 192, 193, 194, 195, 195, 196, 197
Plugs - Sinks	305, 306
Plumbers Silicone	232, 233
Plumbing Fittings	290, 291, 292, 293, 294, 295, 296, 297, 298, 299, 300, 301
Plumbing Fittings - WaterMark	293, 294, 295, 296
POD Adapter	196
Pole Carriers	116, 117
Polysafe Drinkware	70
Pop Top Covers	130, 131
Pop Top De-Flapper Kits	31
Pop Top Insert Bow	49
Pop Top Roof Clamps	50
Pop Top Supports	50, 51
Pop-A-Bag Holder	113
Porch Lights	169, 175, 176, 177
Porta Pottis	313
Portable Fridge Stand	250
Portable Fridges	269, 270, 271, 272, 273
Portable Hard Drive	347
Portable RCD	195
Portable Speakers	355
Portable Washers	249
Portable Waste Tank	319, 326
Pots and Pans	69, 11, 112
Power Adapters	195, 196, 251
Power Cord Storage	115, 117
Power Generators	206, 207
Power Inlets	187, 189, 190, 194
Power Inverter	206, 207
Power Outlets	187, 189, 190, 192, 194
Power Points	188, 191, 192, 194, 195
Powerless Light	63, 64

Premier One Cleaning	133
Pressure Washer	208, 209
Privacy Rooms	10, 11
Privacy Sunscreens	36, 37, 38
Prodigy Brake Controller	86
Protection Pad	77
Protector Shade Stays	228
PurpleLine	159, 160, 161
Push Button Catch	225
Push Rod	21
PVC Vent	241

<b>Q</b> Qube Porta Pottis	313
----------------------------	-----

<b>R</b> Radio Antenna	342
Radios	347, 349, 350
Rain Guards	23
Ratchet Straps	216
Reflectors	183, 184
Regulators - Gas	210, 211
Regulators - Solar	198, 199
Regulators - Water Pressure	281, 282
Reich Caravan Mover	152
Reich Mirrors	84
Remotes - Sphere TVs	342
Repair Tape	32
Replacement Globes	180, 181, 182, 183
Replacement Vent Lids	235, 236, 238, 239
Reverse Cycle Air Conditioners	5, 6, 7, 8
Reversing Aids	150
Reversing Cameras	339, 340, 341
Rhinoflex - Camco	324, 325
Ritar Batteries	171
Rivets	22
Roll Out Awnings	39, 40, 41
Rollo Vent 40	240
Roof Cladding	53
Roof Clamps	50
Roof Racks	124, 125
Roof Rafters	21, 22, 32, 33, 44
Roof Rail	60
Roof Sealant	231, 234
Roof Storage	124, 125
Rosettes	225
Rotary Vent	242
Round Wheel Leveller	138
Rubber Bezel	305
Rubber Radio Antenna	342

Rubbish Bin	113, 116
RV Coaster	104
RV Electronics Fridge Switch	252
RV Plus Power Adapter	195
RV-02 Max Power Adapter	195

<b>S</b> Sachets - Thetford Aqua Kem	316
Safe Towing Tips	102, 103
Safety Dave Reversing Cameras	340, 341
Sailtrack	52, 53
Salad Bowl	75
Saracen Hitch Locks	161, 162
Satellite Decoder	335, 346
Satellite Diplexer	346
Satellites	335, 345
Satking Satellite Box	346
Scissors	61
Scoot Guard	110
Screw-On Level	151
Scupper Vent	242
Sealant	232, 233, 234
Sealing Tape	54, 234
Seals for Bearings	149, 150
Security Handles	126
Sensar HV Antenna	332, 333
Sensar RVH 3095 Antenna	333
Sensor Pro	333
Service Doors	220, 221, 222, 223, 224
Setec Drifter	171
Sewer Fittings	322, 323, 324, 325
Sewer Hose	322, 324, 325
Sewer Hose Connections	322, 323, 324, 325
Shackle Spares	157
Shackles	79, 153, 154
Shade Stays	228
Shanks - Eaz Lift	97, 98
Shanks - Hayman Reese	94, 95, 96
Shower Bases	308
Shower Hoses	307, 309
Shower Kits	307
Shower Mixers	308, 309, 310
Shower Trays	308, 309
Showers	307, 309
Shurflo Accumulator Tank	301
Shurflo Barbs	280, 281
Shurflo Filters	281
Shurflo Filtration Kit	282
Shurflo Pumps	278, 279
Shurflo Regulators	281, 282

Shurflo Spare Parts	280	Spare Parts - Stone Shields	164, 165
Side Cladding	53	Spare Parts - Suburban	356, 357, 358, 359
Side Sunscreens	37, 38	Spare Parts - Thetford Cookers	262, 263, 264
Side Wall for Fiamma Awnings	11	Spare Parts - Thetford Fridges	258, 259, 260
Side Winder	133	Spare Parts - Thetford Toilets	319, 320, 321
Signal Finders	333, 338, 339	Spare Parts - Vents	235, 236, 237, 238, 239
Silicone Sealants	232, 233	Spare Parts - Winegard	334, 336, 337
Simson ISR	223	Spare Parts - Winegard Satellite	334, 336
Single Sided Sailtrack	52	Spares - Outlet Flaps	189, 190
Sink Plugs	305, 306	Spares - Shackles	157
Sinks	304, 305, 306	Sparrow Air Conditioner	6
Sirocco Fan	204	Spats	146
Sizzler Accessories	267, 268	Speakers	344, 347, 348, 349, 352, 353, 355
Sizzler Barbeque	267	Sphere Battery	172
Slide Kit - Gas Bottle	216	Sphere Cables	343
Slide Kit - Generator	207	Sphere Laundry Rack	127
Slide Kits - Barbeque	268	Sphere Lighting System	185, 186
Slide Lock for Windows	228	Sphere Microwave	268
Slide Out Rooms	55, 56	Sphere Rangehoods	246
Slotted Winder Handle	141	Sphere Reversing Cameras	339, 340
Smev Cookers	266	Sphere RVX Fridge Freezers	271, 272, 273
Smev Sinks	304	Sphere Satellite	345
Smoke Alarm	170	Sphere TV Brackets	341, 342
Soap Dispenser	116	Sphere TV Remotes	342
Sockets	196, 197	Sphere TVs	335, 351, 352
Solar Fridge Fan	250	Sphere Washing Machines	247, 248
Solar Panels	198, 199	Spigot Bracket	33
Solar Regulators	199	Spring Bushes	156, 157
Spanner Tube- Suburban	362	Square Water Fillers	283, 284
Spanners	150	Stabiliser - Awning	24, 30, 31, 33
Spare Parts - Carefree	45, 47	Stabiliser Jacks	135
Spare Parts - Dometic Fridges	255, 256, 257	Stack-A-Plate	112
Spare Parts - Eaz Lift	98	Stainless Steel Sinks	304, 305
Spare Parts - Fiamma Awnings	26, 27, 28, 29	Stakka Jacks	135
Spare Parts - Fiamma Bi-Pots	311, 312	Stap Ratchet	216
Spare Parts - Fiamma Vents	238, 239	Starter Kit - Briggs & Stratton	208
Spare Parts - Fiamma Waste Tank	326	Step Covers	145
Spare Parts - Freedom Awning	45, 47	Steps	143, 144, 145
Spare Parts - Hand Brake	155	Stone Shields	164, 165
Spare Parts - Low Boy Hand Pump	308	StoneRock Cookware	69
Spare Parts - Mirrors	81, 83	Storage for Batteries	173
Spare Parts - Nelson Marine Cooker	263	Storage for Kitchenware	112, 113
Spare Parts - Prodigy	88	Storage for Water	287, 288, 289, 290
Spare Parts - Reversing Cameras	340	Straight Centre Rafter	21
Spare Parts - Shurflo Filtration Kit	278	Striker Plate	225
Spare Parts - Shurflo Pumps	278, 279	Strip Caulking	234
Spare Parts - Sphere Microwave	268	Suburban Anode Rod	360
Spare Parts - Sphere TV Remotes	342	Suburban Exterior Doors	360
Spare Parts - Sphere Washing Machine	247, 248	Suburban Spare Parts	356, 357, 358, 359

Suburban Water Heater Tips	361	Thetford Toilet Tissue	316
Suburban Water Heaters	356, 357, 358, 359	Thetford Toilets	313, 317, 318, 319
Subwoofer	349	Thread Sealant	210
Suction Cup Accessories	128, 129	Throttle Controllers	105
Suction Hooks	128, 129	Thru-Van-Wall Connection	338
Sunscreens	36, 37, 39	Tiedowns	24
Sunscreens - Offside	38	Tips - Carefree Awnings	46
Surburban Nautilus	363, 364	Tips - Safe Towing	102, 103
Surburban Nautilus Access Doors	364	Tips - Suburban Water Heaters	361
Surburban Nautilus Vents	364	Tipsy Stix	62
Surface Mount Accessory Sockets	196, 197	Toilet Bowl Cleaner	315
SW4DEA Suburban Heater	359	Toilet Bowl Liners	327
SW5EA Suburban Heater	358	Toilet Tissue	316
SW6DA Suburban Heater	356	Toilets	311, 313, 317, 318, 318
SW6DEA Suburban Heater	357	Touch Up Paint	231
Sway Controls	100	Tow Ball Mount	76
Switch - Fridge	252	Tow Ball Scales	158
Switch Plates	193	Tow Ball Spanner	150
		Tow Balls	76
		Tow Load Indicator	158
		Tow Secure Break Away Kit	88
		Towing Mirrors	81, 82, 83, 84
		Towsafe Weight Scales	158
		Trail-A-Mate	133, 134
		Trailer Cop Coupling Lock	142
		Trailer Plugs	200, 201, 202
		Trash Can	113, 116
		Tread Grips	163
		Treg Pin Lock	150
		Treg Pin Lock	151
		Trimatic Door Locks	226, 227
		Triplex Ovens	262, 264
		Trojan Hand Pumps	308
		Truline Aluminium	51, 52
		Truma Air Heater	9
		Truma Aventa Air Conditioner	7
		TST Tabs	302
		TST Toilet Drop Ins	326
		Tube Spanner - Suburban	362
		Turbo 28 Vent	239
		Turbo Vent 160	238
		TV Antennae	332, 333, 334, 335, 337, 338
		TV Brackets	341, 342
		TV Cables	343
		TV Remotes	342
		TV Signal Boosters	333, 338, 339
		TV Signal Finders	333, 338, 339
		TV Slide	344
		TVs	335, 351, 352

<b>T</b> Table Hinge Kit	123
Table Legs	119, 120
Tables	66, 117, 118, 121, 122, 123
Tailgate Protection	77
Tank Freshener	315
Tank Monitors	171
Tanks - Water	287, 288, 289, 290
Tap Mixers	308, 309, 310
Tape Foam	54
Tarp Clips	77
Taste Pure Water Freshener	302
Tatkraft	128, 129
T-Bar Antenna	338
Telesat TVs	335
Tempering Valves	310
Tent - Kirra Annex Awning	13
Tent Accessories	61, 62
Tent Kit Set	13
Tent Pole	60
Testing Nipple	215
The POD	196
Thermal Blind	162
Thetford Additives	314, 315, 316
Thetford Cleaners	314, 315, 316
Thetford Cookers	261, 262, 263, 264, 265
Thetford Fridge Spare Parts	260, 261
Thetford Fridges	258, 259, 260
Thetford Service Doors	223, 224
Thetford Sinks	305
Thetford Toilet Accessories	314, 315, 316

Twin Jockey Wheels	141
TwinTrack	32
Two-In-One Tool	362
Tyre Guard	132
Tyre Inflators	200
Tyre Winch	144

---

<b>U</b> Unimaxx Vent Lid	235, 236
Universal Vent Lid	235, 236
USB	188
USB Socket	188

---

<b>V</b> Valteera Access Hatch	227
Valterra Hose Mender	282
Valterra Sewer Hose	322
Valterra Sewer Valves	322, 323, 324
VarioHeat	9
Vast Box	346
Vent 28	238, 239
Ventline Spare Parts	236
Ventline Vents	235
Vents	234, 235, 236, 237, 238, 239, 240, 241, 242
Video Storage	347
Vinyl Repair Glue	32
Viscount Spats	146
VLP Vinyl Repair	32
Voyager Brake Controller	86
VuPlex Plastic Cleaner	230

---

<b>W</b> Waeco Fridge Accessories	251, 253
Waeco Fridge Stand	250
Waeco Fridges	251, 252, 253, 254
Wall Kits	12
Wall Mount Trash Can	116
Wash and Wax	229
Washing Machines	247, 249
Waste Hose	284, 285, 286, 322, 324, 325
Waste Kit for Plugs	305
Waste Outlets	306
Waste Tanks	319, 320, 326
Water Carriers	60
Water Fillers	283, 284
Water Freshener	302, 303
Water Heaters	356, 357, 358, 359, 363
Water Hose	284, 285, 286, 287
Water Proofer	230
Water Tablets	302, 303
Water Tank - Modular	289
Water Tank Anode Rod	360

Water Tank Monitors	171
Water Tanks	287, 288, 289, 290
Water Tempering Valve	310
WaterMark	293, 294, 295, 296, 307, 309, 310
Waterproof Lock	142
Wax Sealant	230
Weight Distribution Hitches	94, 95, 96, 97, 98
Wheel Chocks	135, 136, 137, 163
Wheel Nut	144, 157
Wheel Spats	146
Wheels for Jockey Wheels	140
Wind Deflector	162
Winder Handles	23, 227, 228
Winding Handles - Awning	23
Window Awnings	39
Window Parts	227, 228
Winegard Satellite	335
Winegard Satellite Spare Parts	336, 337
Winegard Sensar Antennae	332, 333, 334
Winegard Sensar Pro	333
Winegard Spare Parts	334, 335, 336
Winegard Wingman Booster	334
Wineglass Table Leg	119
Wingman Signal Booster	333
Wireless Lighting System	185, 186
Wiring Loom Assemblies	145, 193
WOW Control Boxes	227
WOW Slide Lock	228
WOW Winder Handle	228

---

<b>Z</b> Z-Bond No Nails	233
Z-Bond Plumbers Silicone	232, 233











## ASSIST HANDLE WITH 12V LED LIGHT - BLACK

Available in 3 colours - Black, White and Chrome, Coast to Coast LED Assist Handles offer practical convenience, stylish modern design and the following great features:

- > LED mode touch switch conveniently located behind the handle
- > IP65 water resistance, built for outdoor use
- > Natural white LED illumination
- > Blue LED courtesy light



See More on Page 176

## SPHERE ECOSPIN PORTABLE WASHER

Sphere EcoSpin Portable Washer is a hand-powered spin cycle clothes washer. Gentle on clothes this Eco-friendly laundry option is the perfect choice for when you're off the beaten trail.

The Sphere EcoSpin Portable Washer can wash up to 2L of laundry in just minutes. This time and money saver requires no electricity and uses less water and detergent than traditional washing machines. Its clever design is gentle on clothes, there are no protruding elements to cause damage like other hand powered washers. It takes less effort to spin compared to other hand powered washers and the EcoSpin can even spin dry your clothes so they dry faster on the line.



See More on Page 249

## SPHERE BLUETOOTH OUTDOOR SPEAKER & LIGHT

Ideal for caravans and motorhomes, the Sphere external flush mount Bluetooth speaker & light combination is the perfect product for your RV's outdoor living space. It features a powerful LED in a selectable choice of bright white or amber light as well as superior sound thanks to its 20 Watts of audio power. Control your soundtrack with Bluetooth and NFC functionality via your preferred compatible smart device.

The unit is weather-proof and UV stabilised to prevent premature discolouration or breakdown.



See More on Page 344



**Coast to Coast**  
CARAVAN & LEISURE

## COAST TO COAST RV SERVICES

### AUSTRALIA [coastrv.com.au](http://coastrv.com.au)

#### NSW (HEAD OFFICE) - (Trade Clients Only)

3 George Young Street, Auburn NSW 2144  
(PO Box 6287, Silverwater NSW 1811)

Phone › 02 9645 7600

Fax › 02 9645 7688

Email › [salesnsw@coastrv.com.au](mailto:salesnsw@coastrv.com.au)

#### VICTORIA OFFICE (Trade Clients Only)

1 - 3 Burnett St, Somerton VIC 3062

Phone › 03 9930 0500

Fax › 03 9930 0599

Email › [salesvic@coastrv.com.au](mailto:salesvic@coastrv.com.au)

#### QUEENSLAND OFFICE

48 - 56 Meakin Road, Meadowbrook QLD 4131

Phone › 07 3386 7100

Fax › 07 3386 7199

Email › [salesqld@coastrv.com.au](mailto:salesqld@coastrv.com.au)

#### WA OFFICE (Trade Clients Only)

Cnr Baile Rd & Barrel Way, Canning Vale WA 6155  
(1 Barrel Way, Canning Vale WA 6155)

Phone › 08 9484 6000

Fax › 08 9484 6088

Email › [saleswa@coastrv.com.au](mailto:saleswa@coastrv.com.au)

### NEW ZEALAND [coastrv.co.nz](http://coastrv.co.nz)

#### NZ OFFICE (Trade Clients Only)

74 Greenmount Drive, East Tamaki Auckland

Phone › +64 9 274 8700

Fax › +64 9 274 8701

Email › [enquiry@coastrv.co.nz](mailto:enquiry@coastrv.co.nz)

Technical Email › [technical@coastrv.com.au](mailto:technical@coastrv.com.au)

Warranty Email › [warranty@coastrv.com.au](mailto:warranty@coastrv.com.au)