

**CANADIAN RUGBY UNION**  
**Non-Consolidated Statement of Operations**

For the Year Ended December 31	2018	2017
<b>Revenues</b>		
<b>External Funding</b>		
World Rugby Limited	2,232,746	2,213,444
Sport Canada	2,593,144	2,309,270
	<u>4,825,890</u>	<u>4,522,714</u>
<b>Membership</b>		
National Insurance	1,130,706	702,914
National Registration	747,536	979,691
	<u>1,878,242</u>	<u>1,682,605</u>
<b>Rugby Canada</b>		
Sponsorships	1,770,196	1,761,686
Fundraising	455,685	454,434
Donations	896,883	652,227
Domestic competitions	461,202	184,736
International events	931,621	2,053,801
National teams	2,469,746	2,528,074
Development - coaching and refereeing	34,333	48,452
Sales of merchandise	731,545	916,068
Other	229,894	220,851
	<u>7,981,105</u>	<u>8,820,329</u>
<b>Other</b>		
Revenue from controlled organizations	1,143,000	1,195,104
	<u>15,828,237</u>	<u>16,220,752</u>
<b>Expenses</b>		
Accounting, legal and professional fees	217,304	122,513
Amortization of tangible capital and leased assets	297,600	105,127
Board of directors and planning meetings	67,820	253,747
Domestic competitions	153,727	591,033
Donations	216,429	326,140
Exchange loss (gain)	(12,049)	4,146
Fundraising	342,438	274,276
Center of Excellence	590,261	145,621
International events	304,478	1,451,762
National insurance	682,854	574,816
National office and administration	685,329	760,994
National registration (recovery)	6,250	(2,000)
National teams	9,186,703	8,458,053
Marketing	403,992	401,360
Program development	426,600	478,431
Purchase of merchandise	589,086	649,886
Short-term interest and bank charges	105,255	142,316
Staff salaries, benefits and commissions	1,782,337	1,620,361
	<u>16,046,414</u>	<u>16,358,582</u>
<b>(Deficiency) of expenses over revenue</b>	<b>(218,177)</b>	<b>(137,830)</b>
<b>Non-recurring expenses</b>		
Severance pay and restructuring costs	-	196,382
U19M/U20W/SrW travel cost share miscalculation	-	54,930
<b>(Deficiency)</b>	<b>(218,177)</b>	<b>(389,142)</b>

(Prepared for Management)

000114

Date	Entl Name	Levl Name	Company Name	Street	Address City	Envelope	Postal Code	Trsf Receipt #	Total	Account	Account Number	Account Description
									100.00		100.00	Swifly Field Atlantic HP Centre MFLD
									30000.00		30000.00	HP Centre
									400.00		400.00	Swifly Field Atlantic HP Centre MFLD
									200.00		200.00	Swifly Field Atlantic HP Centre MFLD
									10000.00		10000.00	USCIBB Items
									31000.00		31000.00	NC Board Donation
									200.00		200.00	Swifly Field Atlantic HP Centre MFLD
									200.00		200.00	Swifly Field Atlantic HP Centre MFLD
									400.00		400.00	Swifly Field Atlantic HP Centre MFLD
									4000.00		4000.00	Swifly Field Atlantic HP Centre MFLD
									300.00		300.00	Swifly Field Atlantic HP Centre MFLD
									195.00		195.00	April Donation
									195.00		195.00	August Donation
									195.00		195.00	February Donation
									195.00		195.00	January Donation
									195.00		195.00	July Donation
									195.00		195.00	June Donation
									195.00		195.00	March Donation
									195.00		195.00	May Donation
									195.00		195.00	October Donation
									195.00		195.00	September Donation
									3000.00		3000.00	Capital Campaign Fund
									100.00		100.00	Swifly Field Atlantic HP Centre MFLD
									81200.00		81200.00	NC Board Donation
									100.00		100.00	Swifly Field Atlantic HP Centre MFLD
									1000.00		1000.00	Donation, NC Central
									750.00		750.00	Donation, NC Central
									750.00		750.00	Donation, NC Central
									200.00		200.00	Donation, NC Central
									200.00		200.00	Donation, NC Central
									3000.00		3000.00	Match Official Development Program
									200.00		200.00	Swifly Field Atlantic HP Centre MFLD
									500.00		500.00	NPSP Donation
									17500.00		17500.00	Swifly Field Atlantic HP Centre MFLD
									17500.00		17500.00	Swifly Field Atlantic HP Centre MFLD
									100.00		100.00	Swifly Field Atlantic HP Centre MFLD
									100.00		100.00	Swifly Field Atlantic HP Centre MFLD
									100.00		100.00	Swifly Field Atlantic HP Centre MFLD
									100.00		100.00	Swifly Field Atlantic HP Centre MFLD
									200.00		200.00	Swifly Field Atlantic HP Centre MFLD
									400.00		400.00	Swifly Field Atlantic HP Centre MFLD
									2000.00		2000.00	Swifly Field Atlantic HP Centre MFLD
									200.00		200.00	Swifly Field Atlantic HP Centre MFLD
									500.00		500.00	Donation, NC Central
									200.00		200.00	Swifly Field Atlantic HP Centre MFLD
									200.00		200.00	Swifly Field Atlantic HP Centre MFLD
									200.00		200.00	Swifly Field Atlantic HP Centre MFLD
									400.00		400.00	Swifly Field Atlantic HP Centre MFLD
									10000.00		10000.00	Swifly Field Atlantic HP Centre MFLD
									150.00		150.00	Donation, NC Central
									1300.00		1300.00	Donation, NC Central
									100.00		100.00	Donation, NC Central

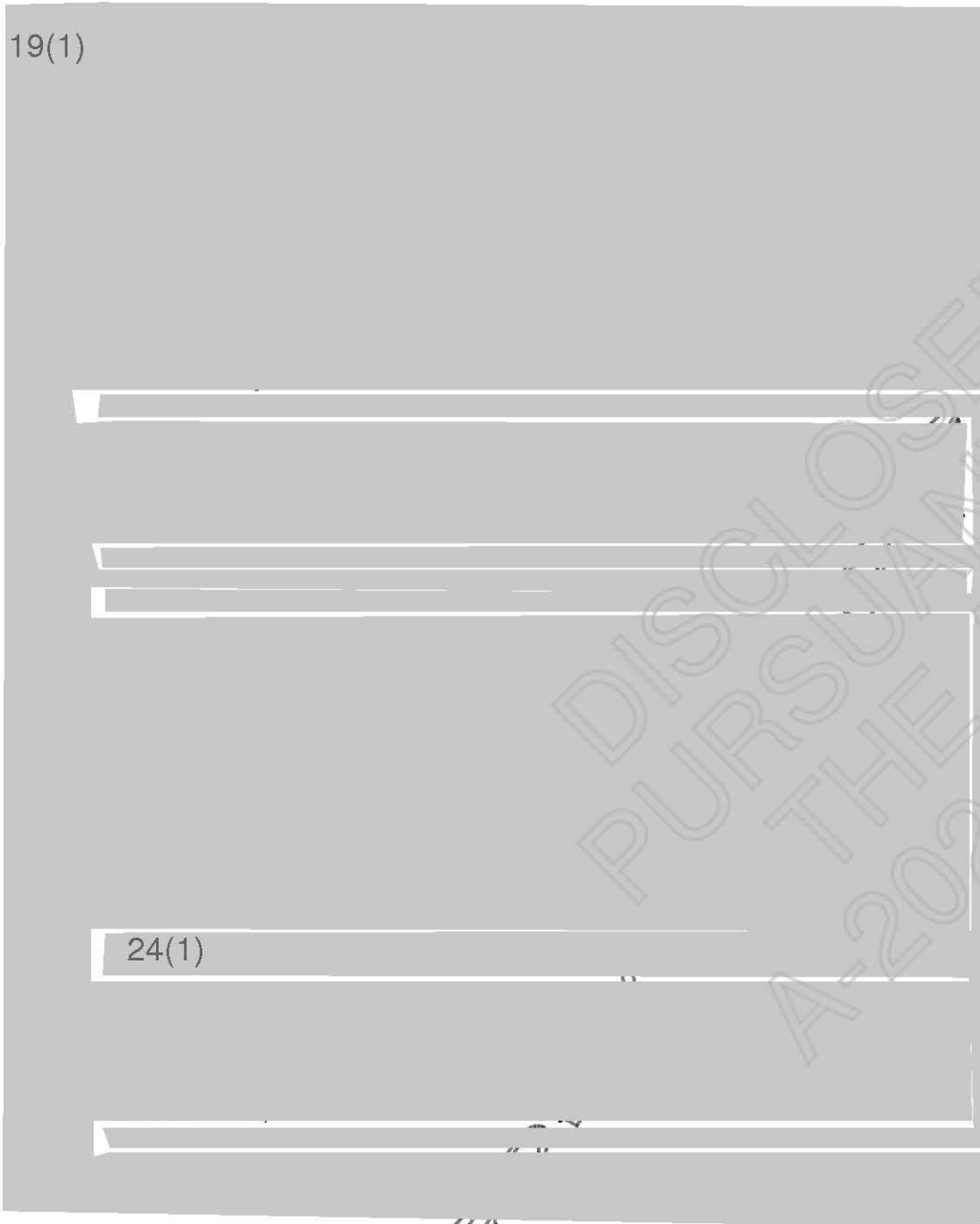
19(1)

24(1)

000115

0

19(1)



24(1)

862	200.00	200.00 3-303-3003-481	Swilers Field Atlantic HP Centre NFLD
863	200.00	200.00 3-303-3003-481	Swilers Field Atlantic HP Centre NFLD
864	1100.00	1,100.00 3-303-3003-481	Swilers Field Atlantic HP Centre NFLD
865	200.00	200.00 3-303-3003-481	Swilers Field Atlantic HP Centre NFLD
866	6000.00	6,000.00 3-303-3003-481	Swilers Field Atlantic HP Centre NFLD
869	100.00	100.00 3-303-3003-481	Swilers Field Atlantic HP Centre NFLD
943	1867.00	1,667.00 3-303-3003-480	Donation: RC General
870	400.00	400.00 3-303-3003-481	Swilers Field Atlantic HP Centre NFLD
871	100.00	100.00 3-303-3003-481	Swilers Field Atlantic HP Centre NFLD
872	3333.32	833.33 3-302-3002-480	HP Centre
-	see above	833.33 3-302-3002-480	HP Centre
-	see above	833.33 3-302-3002-480	HP Centre
-	see above	833.33 3-302-3002-480	HP Centre
873	200.00	200.00 3-303-3003-481	Swilers Field Atlantic HP Centre NFLD
874	2700.00	2,700.00 3-303-3003-481	RC Board Donation
875	500.00	500.00 3-301-3001-480	Donation: RC General
876	1400.00	1,400.00 3-303-3003-481	Swilers Field Atlantic HP Centre NFLD
877	50.00	50.00 3-303-3003-480	Donation: RC General
878	15000.00	15,000.00 3-303-3003-480	Donation: RC General
879	200.00	200.00 3-303-3003-481	Swilers Field Atlantic HP Centre NFLD
880	50.00	50.00 3-303-3003-480	Donation: RC General
815	250.00	250.00 3-303-3003-480	Donation: RC General
882	200.00	200.00 3-303-3003-481	Swilers Field Atlantic HP Centre NFLD
883	200.00	200.00 3-303-3003-481	Swilers Field Atlantic HP Centre NFLD
884	200.00	200.00 3-303-3003-481	Swilers Field Atlantic HP Centre NFLD
885	5000.00	5,000.00 3-303-3003-481	Swilers Field Atlantic HP Centre NFLD
886	100.00	100.00 3-303-3003-481	Swilers Field Atlantic HP Centre NFLD
887	25000.00	25,000.00 3-303-3003-481	Swilers Field Atlantic HP Centre NFLD
824	500.00	500.00 3-303-3003-480	Donation: RC General
888	200.00	200.00 3-303-3003-481	Swilers Field Atlantic HP Centre NFLD
889	300.00	300.00 3-303-3003-481	Swilers Field Atlantic HP Centre NFLD
890	200.00	200.00 3-303-3003-481	Swilers Field Atlantic HP Centre NFLD
891	100.00	100.00 3-303-3003-481	Swilers Field Atlantic HP Centre NFLD
892	1300.00	1,300.00 3-303-3003-481	Swilers Field Atlantic HP Centre NFLD
893	50.00	50.00 3-303-3003-480	Donation: RC General
894	100.00	100.00 3-303-3003-480	Donation: RC General
895	200.00	200.00 3-303-3003-481	Swilers Field Atlantic HP Centre NFLD
896	50.00	50.00 3-303-3003-480	Donation: RC General
897	75000.00	75,000.00 3-303-3003-481	Swilers Field Atlantic HP Centre NFLD
898	100.00	100.00 3-303-3003-481	Swilers Field Atlantic HP Centre NFLD
899	200.00	200.00 3-303-3003-481	Swilers Field Atlantic HP Centre NFLD
900	100.00	100.00 3-303-3003-481	Swilers Field Atlantic HP Centre NFLD
901	300.00	300.00 3-303-3003-481	Swilers Field Atlantic HP Centre NFLD
902	20000.00	10,000.00 3-303-3003-481	Swilers Field Atlantic HP Centre NFLD
-	see above	10,000.00 3-303-3003-481	Swilers Field Atlantic HP Centre NFLD
903	6000.00	6,000.00 3-303-3003-481	Swilers Field Atlantic HP Centre NFLD
904	3400.00	3,400.00 3-303-3003-481	Swilers Field Atlantic HP Centre NFLD
905	106630.00	6,630.00 1-126-1700-480	Donation: RC General U20M Central-U20M-Central-RC
-	see above	20,000.00 3-303-3003-481	Swilers Field Atlantic HP Centre NFLD
-	see above	65,000.00 3-303-3003-481	Swilers Field Atlantic HP Centre NFLD
-	see above	10,000.00 3-303-3003-481	Swilers Field Atlantic HP Centre NFLD
-	see above	5,000.00 3-303-3003-481	Swilers Field Atlantic HP Centre NFLD
906	800.00	800.00 3-303-3003-481	Swilers Field Atlantic HP Centre NFLD
907	200.00	200.00 3-303-3003-481	Swilers Field Atlantic HP Centre NFLD
908	100.00	100.00 3-303-3003-481	Swilers Field Atlantic HP Centre NFLD
909	200.00	200.00 3-303-3003-481	Swilers Field Atlantic HP Centre NFLD

000116

19(1)

24(1)

857	25000.00	25,000.00 3-302-3002-480	HP Centre
910	300.00	300.00 3-303-3003-481	Swilers Field Atlantic HP Centre NFLD
911	100.00	100.00 3-303-3003-481	Swilers Field Atlantic HP Centre NFLD
947	30000.00	30,000.00 1-155-1815-480	HP-U19M Program
912	10000.00	10,000.00 1-155-1815-480	U19M Program
913	200.00	200.00 3-303-3003-481	Swilers Field Atlantic HP Centre NFLD
914	200.00	200.00 3-303-3003-481	Swilers Field Atlantic HP Centre NFLD
915	50.00	50.00 3-303-3003-480	Donation RC General
916	400.00	400.00 3-303-3003-481	Swilers Field Atlantic HP Centre NFLD
917	100.00	100.00 3-303-3003-481	Swilers Field Atlantic HP Centre NFLD
918	100.00	100.00 3-303-3003-481	Swilers Field Atlantic HP Centre NFLD
919	200.00	200.00 3-303-3003-481	Swilers Field Atlantic HP Centre NFLD
920	200.00	200.00 3-303-3003-481	Swilers Field Atlantic HP Centre NFLD
921	200.00	200.00 3-303-3003-481	Swilers Field Atlantic HP Centre NFLD
922	100.00	100.00 3-303-3003-481	Swilers Field Atlantic HP Centre NFLD
923	5000.00	5,000.00 3-303-3003-481	Swilers Field Atlantic HP Centre NFLD
816	10000.00	10,000.00 3-302-3002-480	HP Centre
924	100.00	100.00 3-303-3003-481	Swilers Field Atlantic HP Centre NFLD
925	20000.00	10,000.00 3-302-3002-480	Capital Campaign Fund
-	see above	10,000.00 3-302-3002-480	HP Centre
822	4000.00	4,000.00 3-303-3003-480	Donation RC General
926	500.00	500.00 1-152-1812-480	U18M Hong Kong Tour
927	25000.00	25,000.00 3-303-3003-481	Swilers Field Atlantic HP Centre NFLD
928	200.00	200.00 3-303-3003-481	Swilers Field Atlantic HP Centre NFLD
930	6000.00	6,000.00 3-303-3003-481	Swilers Field Atlantic HP Centre NFLD
931	200.00	200.00 3-303-3003-481	Swilers Field Atlantic HP Centre NFLD
932	200000.00	50,000.00 3-302-3002-480	HP Centre
-	see above	150,000.00 3-302-3002-480	HP Centre
933	5500.00	5,500.00 3-302-3002-480	HP Centre
934	15000.00	150,000.00 3-302-3002-480	HP Centre
935	6000.00	6,000.00 3-303-3003-481	Swilers Field Atlantic HP Centre NFLD
936	1200.00	1,200.00 3-303-3003-481	Swilers Field Atlantic HP Centre NFLD
856	30000.00	30,000.00 1-155-1815-480	HP-U19M Program
938	500.00	500.00 3-303-3003-481	Swilers Field Atlantic HP Centre NFLD
939	600.00	600.00 3-303-3003-481	Swilers Field Atlantic HP Centre NFLD
940	500.00	500.00 3-303-3003-481	Swilers Field Atlantic HP Centre NFLD
941	500.00	500.00 3-302-3002-480	HP Centre
942	2500.00	2,500.00 3-302-3002-480	HP Centre

TOTAL	\$ 964,100.32
Crosscheck	\$ 964,100.32

Voided Receipts	813
Voided Receipts	817
Voided Receipts	867
Voided Receipts	868
Voided Receipts	881
Voided Receipts	929
Voided Receipts	937

2019 Receipts	818
2019 Receipts	819
2019 Receipts	820
2019 Receipts	825

COPY

000117

DISCLOSED PURSUANT TO THE ATIA A-2021-19155

2019 Receipts	945
2019 Receipts	946

24(1)

7

200.00

200.00 3-303-3003-441

Scotiabank Field at Sun Life Centre Nfld

DISCLOSED  
PURSUANT TO  
THE ATIA  
A-2021-129156  
1-2000

000118

**Canadian Rugby Union - Fédération canadienne de Rugby**  
**Non-Consolidated Statement of Operations**

For the year ended December 31	2019	2018
<b>Revenues</b>		
<b>External Funding</b>		
World Rugby Limited	\$ 1,957,256	\$ 2,396,276
Sport Canada	2,430,540	2,505,495
Other Grants	419,357	588,764
	<u>4,807,153</u>	<u>5,490,535</u>
<b>Membership</b>		
National insurance	974,744	873,738
National registration	1,601,807	1,094,935
	<u>2,576,551</u>	<u>1,968,673</u>
<b>Rugby Canada</b>		
Amortization of contributions related to leased tangible capital assets (Note 11)	93,903	93,903
Cost recoveries	628,146	188,611
Domestic competitions	398,800	905,886
Donations	974,714	1,233,404
Fundraising	231,421	56,208
National teams	926,748	2,117,825
Other income	147,695	146,833
Sales of merchandise	616,357	731,606
Sponsorships	1,754,269	2,195,377
	<u>5,772,053</u>	<u>7,669,653</u>
<b>Other</b>		
Revenue from controlled organizations (Note 16)	1,753,155	1,549,564
	<u>14,908,912</u>	<u>16,678,425</u>
<b>Expenses</b>		
Accounting, legal and professional fees	216,693	193,631
Amortization of tangible capital assets and leased tangible capital assets	393,004	420,069
Domestic competitions	322,349	330,967
Donations	-	10,000
Exchange loss (gain)	51,534	(15,347)
National Training Centre	129,418	334,385
National insurance	607,471	581,612
National office and general administration	517,716	1,020,526
National registration	35	6,250
National teams	8,973,544	8,786,180
Marketing	256,583	571,304
Program development	70,730	-
Cost of sales (Note 5)	408,675	710,795
Interest and bank charges	126,329	146,485
Interest on obligations under capital leases	152,972	43,572
Staff salaries, benefits and commissions	1,202,189	2,395,433
Team costs	541,467	137,190
Travel	979,539	1,183,983
	<u>14,950,248</u>	<u>16,857,035</u>
<b>Deficiency of revenues over expenses</b>	<b>\$ (41,336)</b>	<b>\$ (178,610)</b>

000119

The notes are an integral part of these non-consolidated financial statements.

**CANADIAN SNOWBOARD FEDERATION  
STATEMENT OF REVENUE AND EXPENSES  
FOR THE YEAR ENDED JUNE 30, 2018**

	2018	2017
<b>REVENUE</b>		
Contributions (Note 3)	\$ 3,500,207	\$ 3,249,509
Sponsorships	856,718	738,045
Program revenue	250,282	408,999
Donations	98,642	98,162
Other revenue	14,862	36,268
	<b>4,720,719</b>	<b>4,530,983</b>
<b>EXPENSES</b>		
High performance program	2,292,451	2,214,560
Major events program	730,983	739,004
Sport development program	690,676	777,731
Business development program	889,848	609,782
Administrative program	289,848	310,980
	<b>4,693,802</b>	<b>4,552,047</b>
<b>EXCESS (DEFICIENCY) OF REVENUE OVER EXPENSES FOR THE YEAR</b>	<b>\$ 27,117</b>	<b>\$ (21,064)</b>

DISCLOSED PURSUANT TO  
COPY 1  
A-2021-129150

**CANADIAN SNOWBOARD FEDERATION**  
**STATEMENT OF REVENUE AND EXPENSES**  
**FOR THE YEAR ENDED JUNE 30, 2019**

	2019	2018
<b>REVENUE</b>		
Contributions (Note 3)	\$ 3,637,406	\$ 3,500,207
Sponsorships	421,192	856,716
Program revenue	289,696	250,292
Donations	52,705	98,642
Other revenue	40,596	14,862
	<b>4,441,595</b>	<b>4,720,719</b>
<b>EXPENSES</b>		
High performance program	2,383,371	2,292,451
Events program	837,098	730,983
Business development program	483,599	689,846
Administrative program	424,793	265,080
Sport development program	289,264	690,676
Amortization	35,887	24,566
	<b>4,454,012</b>	<b>4,693,602</b>
<b>(DEFICIENCY) EXCESS OF REVENUE OVER EXPENSES</b>		
<b>FOR THE YEAR</b>	<b>\$ (12,417)</b>	<b>\$ 27,117</b>

DISCLOSED PURSUANT TO THE ATIA A-2021-129150

COPY 1

000121





**CANADIAN SNOWSPORTS ASSOCIATION /  
ASSOCIATION CANADIENNE DES SPORTS D'HIVER**

**STATEMENT OF OPERATIONS  
For the year ended March 31, 2018  
(Unaudited)**

	2018	2017
	\$	\$
<b>REVENUE</b>		
FIS Contribution	480,706	488,879
Memberships	24,000	24,000
Donations, grants and support	26,386	12,900
	<b>531,092</b>	<b>525,779</b>
<b>EXPENSES</b>		
Management:		
Wages and benefits	148,293	146,071
Representation:		
CSA meetings	17,314	24,192
FIS meetings	47,545	59,287
FIS membership	3,443	3,675
FIS special allocation	136,000	136,000
Travel	931	1,173
Administration:		
Amortization	386	544
Computer and website maintenance	729	908
Donations, grants and support	39,914	250
Insurance	6,636	4,073
Interest and bank charges	465	195
Memberships	513	617
Miscellaneous	6,641	3,203
Office	6,399	6,935
Postage and courier	356	465
Professional fees	5,306	10,507
Rent - office	27,660	25,801
Telephone and facsimile	11,610	12,150
	<b>460,141</b>	<b>436,046</b>
<b>EXCESS OF REVENUE OVER EXPENSES</b>	<b>70,951</b>	<b>89,733</b>

000122

The accompanying notes are an integral part of these financial statements.

**CANADIAN SNOWSPORTS ASSOCIATION /  
ASSOCIATION CANADIENNE DES SPORTS D'HIVER**

**STATEMENT OF OPERATIONS  
For the year ended March 31, 2019  
(Unaudited)**

	2019	2018
	\$	\$
<b>REVENUE</b>		
FIS Contribution	456,628	480,706
Memberships	24,000	24,000
Donations, grants and support	26,485	26,386
	<b>507,113</b>	<b>531,092</b>
<b>EXPENSES</b>		
Management:		
Wages and benefits	148,969	148,293
Representation:		
CSA meetings	20,575	17,314
FIS meetings	69,316	47,545
FIS membership	3,520	3,443
FIS special allocation	96,000	136,000
Industry meetings	4,144	-
Travel	1,992	931
Administration:		
Computer and website maintenance	449	729
Depreciation	275	386
Donations, grants and support	26,485	39,914
Insurance	6,594	6,636
Interest and bank charges	290	465
Memberships	513	513
Miscellaneous	2,472	6,641
Office	4,738	6,399
Postage and courier	543	356
Professional fees	4,889	5,306
Rent - office	28,947	27,660
Telephone and facsimile	12,202	11,610
	<b>432,913</b>	<b>460,141</b>
<b>EXCESS OF REVENUE OVER EXPENSES</b>	<b>74,200</b>	<b>70,951</b>

000123

The accompanying notes are an integral part of these financial statements.

HISTORICAL DETAILED TRIAL BALANCE FOR 2018

Canadian Sport Centre Calgary  
 General Ledger

Ranges: From: To:  
 Date: 4/1/2017 3/31/2018  
 Account:

Subtotal By: No Subtotals  
 Sorted By: Department  
 Include: Posting, Unit, Inactive, Zero Balance/No Trx

Account: 102-10045 Description: Donations Beginning Balance: \$0.00

Trx Date	Jrnl No.	Orig. Audit Trail	Distribution Reference	Orig. Master Number	Orig. Master Name	Debit	Credit
4/11/2017	41,117	GLTRX00005994					\$75.00
4/11/2017	41,117	GLTRX00005994	24(1)				\$200.00
4/21/2017	41,118	GLTRX00005994					\$40.00
4/21/2017	41,118	GLTRX00005994					\$100.00
4/21/2017	41,118	GLTRX00005994	19(1)				\$1,500.00
5/2/2017	41,105	GLTRX00006010					\$150.00
5/2/2017	41,105	GLTRX00006010					\$75.00
5/2/2017	41,105	GLTRX00006010					\$100.00
5/2/2017	41,105	GLTRX00006010					\$60.00
5/2/2017	41,105	GLTRX00006010					\$75.00
5/2/2017	41,105	GLTRX00006010					\$100.00
5/2/2017	41,105	GLTRX00006010					\$30.00
5/2/2017	41,105	GLTRX00006010					\$100.00
5/2/2017	41,105	GLTRX00006010					\$100.00
5/2/2017	41,105	GLTRX00006010					\$100.00
5/2/2017	41,105	GLTRX00006010					\$100.00
5/2/2017	41,105	GLTRX00006010					\$50.00
5/2/2017	41,105	GLTRX00006010					\$250.00
5/2/2017	41,105	GLTRX00006010					\$200.00
5/2/2017	41,105	GLTRX00006010					\$100.00
5/2/2017	41,105	GLTRX00006010					\$100.00
5/2/2017	41,105	GLTRX00006010					\$150.00
5/2/2017	41,105	GLTRX00006010					\$300.00
5/2/2017	41,105	GLTRX00006010					\$160.00
5/2/2017	41,105	GLTRX00006010					\$200.00
5/2/2017	41,105	GLTRX00006010					\$60.00
5/2/2017	41,105	GLTRX00006010					\$500.00
5/5/2017	41,380	GLTRX00006009					\$100.00
5/5/2017	41,380	GLTRX00006009					\$75.00
9/27/2017	42,195	GLTRX00006096	24(1)				\$200.00
9/27/2017	42,195	GLTRX00006096					\$50.00
9/28/2017	42,188	GLTRX00006095					\$500.00
9/28/2017	42,188	GLTRX00006095					\$50.00
9/28/2017	42,188	GLTRX00006095	24(1)				\$200.00
9/28/2017	42,188	GLTRX00006095					\$100.00
9/28/2017	42,188	GLTRX00006095					\$300.00
9/28/2017	42,188	GLTRX00006095	24(1)				\$300.00
9/28/2017	42,188	GLTRX00006095					\$50.00
9/28/2017	42,188	GLTRX00006095	24(1)				\$500.00
9/28/2017	42,188	GLTRX00006095					\$250.00
9/28/2017	42,188	GLTRX00006095					\$200.00
9/28/2017	42,188	GLTRX00006095					\$90.00
9/29/2017	42,188	GLTRX00006095					\$250.00
9/28/2017	42,188	GLTRX00006095	24(1)				\$90.00
9/28/2017	42,188	GLTRX00006095					\$250.00
9/28/2017	42,188	GLTRX00006095					\$50.00
9/29/2017	42,182	GLTRX00006093	24(1)				\$771.00
9/29/2017	42,182	GLTRX00006093					\$1,663.00
9/30/2017	42,215	GLTRX00006103					\$19,734.92
10/20/2017	42,413	GLTRX00006114					\$500.00
1/31/2018	42,981	GLTRX00006186	24(1)				\$1,347.60

DISCLOSED TO  
 PUBLIC ANTIA  
 2021-129156  
 000124

**HISTORICAL DETAILED TRIAL BALANCE FOR 2018**

Canadian Sport Centre Calgary

19(1)

3/2/2018	43,386	GLTRX00006236		\$100.00
3/2/2018	43,386	GLTRX00006236		\$100.00
3/2/2018	43,386	GLTRX00006236		\$100.00
3/2/2018	43,386	GLTRX00006236		\$350.00
3/2/2018	43,386	GLTRX00006236		\$50.00
3/2/2018	43,386	GLTRX00006236		\$100.00
3/2/2018	43,386	GLTRX00006236		\$100.00
3/2/2018	43,386	GLTRX00006236		\$100.00
3/2/2018	43,386	GLTRX00006236		\$60.00
3/2/2018	43,386	GLTRX00006236		\$50.00
3/2/2018	43,386	GLTRX00006236		\$250.00
3/2/2018	43,386	GLTRX00006236		\$100.00
3/2/2018	43,386	GLTRX00006236		\$50.00
3/2/2018	43,386	GLTRX00006236		\$100.00
3/2/2018	43,386	GLTRX00006236		\$51.00
3/2/2018	43,386	GLTRX00006236		\$1,000.00
3/22/2018	43,368	GLTRX00006241		\$387.75

24(1)

Account: 102-10045

Totals:

<u>Net Change</u>	<u>Ending Balance</u>		
(\$35,745.27)	(\$35,745.27)	\$0.00	\$35,745.27

<b>Grand Totals:</b>	<u>Accounts</u>	<u>Beginning Balance</u>	<u>Net Change</u>	<u>Ending Balance</u>	<u>Debit</u>	<u>Credit</u>
	1	\$0.00	(\$35,745.27)	(\$35,745.27)	\$0.00	\$35,745.27

DISCLOSED TO  
 PUBLIC BY THE ATIA  
 A-2021-129150  
 COPY 1  
 000125

# CANADIAN SPORT INSTITUTE CALGARY

Non-Consolidated Statements of Operations and Changes in Net Assets

Year ended March 31, 2018, with comparative information for 2017

	2018	2017
<b>Revenues:</b>		
Contributions by partners (note 7)	\$ 4,259,922	\$ 4,625,102
Fundraising activities	167,341	54,010
Sport user fees	543,157	422,114
Special projects – OTP Innovation for Gold	341,808	250,838
Ancillary program	704,778	613,845
Donations-in-kind (note 7)	18,742	16,000
Tuition	27,923	48,092
Equipment rental fees (note 3)	75,000	58,240
Interest	6,620	4,970
Amortization of deferred capital asset contributions (note 6)	38,647	201,108
	<u>6,183,938</u>	<u>6,294,319</u>
<b>Expenses:</b>		
Performance services (note 8)	3,247,756	3,517,472
Wages, benefits and consulting fees	958,763	1,014,569
Marketing and promotion	188,535	82,059
Ancillary program fees	556,185	425,089
Office and administration	341,263	248,402
Athlete life services	28,639	28,955
Lectures and educational fees	71,871	71,657
Professional fees	40,658	62,343
Office rent and other services	60,196	71,710
Special projects – OTP Innovation for Gold	341,808	250,838
Insurance	24,519	26,696
Coaching program development	46,688	20,888
Scholarships	6,875	206
Amortization of property and equipment	155,203	311,555
	<u>6,068,959</u>	<u>6,132,439</u>
Excess of revenues over expenses	114,979	161,880
Net assets, beginning of year	1,671,551	1,509,671
Net assets, end of year	<u>\$ 1,786,530</u>	<u>\$ 1,671,551</u>

See accompanying notes to non-consolidated financial statements.

000126

# CANADIAN SPORT INSTITUTE CALGARY

Notes to Non-Consolidated Financial Statements, page 5

Year ended March 31, 2018, with comparative information for 2017

## 5. Accounts payable and accrued liabilities:

Included in accounts payable and accrued liabilities are government remittances payable of \$6,402 (2017 - \$4,828) which includes amounts payable for payroll related taxes.

## 6. Deferred capital contributions and deferred contributions:

Deferred capital contributions represent the unspent amount, or spent and unamortized amount, of donations and grants received for the purchase of property and equipment. Deferred capital contributions are amortized into revenue at a rate corresponding with the amortization rate for the asset purchased.

	2018	2017
Balance, beginning of year	\$ 38,647	\$ 239,755
Additional contributions received	—	—
Less amounts amortized to revenue	(38,647)	(201,108)
	\$ —	\$ 38,647

Deferred contributions of \$18,256 (2017 - \$nil) relates to externally restricted funding received in the current year for a subsequent years' expenses that must be used for specific purposes as designated by the funders.

## 7. Contributions by partners:

	2018	2017
Sport Canada (note 10)	\$ 570,805	\$ 570,805
Canadian Olympic Committee	514,084	554,171
WinSport	24,000	24,000
Alberta Sport Connection	374,740	359,740
Coaching Association of Canada	70,000	70,000
University of Calgary	55,902	56,880
Canadian Paralympic Committee	13,100	10,000
The Funding Partners of Own the Podium:		
Sport Canada - Integrated Support Team – Winter (note 10)	—	2,397,345
Sport Canada - SSSM Enhanced Excellence (note 10)	1,490,250	401,661
Sport Canada - SSSM Enhanced Excellence Next Gen (note 10)	56,600	—
Sport Canada - Integrated Support Team – Summer (note 10)	—	180,500
Sport Canada - Incremental Operational Support (note 10)	522,195	—
Sport Canada - CSI Enhanced Support (note 10)	568,246	—
	\$ 4,259,922	\$ 4,625,102

# CANADIAN SPORT INSTITUTE CALGARY

Notes to Non-Consolidated Financial Statements, page 6

Year ended March 31, 2018, with comparative information for 2017

## 7. Contributions by partners (continued):

During the year, the Institute received \$98,644 (2017 - \$96,880) of donated goods and services, \$79,902 (2017 - \$80,880) from the Institute's partners and \$18,742 (2017 - \$16,000) from other contributors.

Included in contributions by partners are the following donations-in-kind:

	2018	2017
University of Calgary - office rent and other services	\$ 55,902	\$ 56,880
WinSport (Canmore) - accounting services and office/facility rent	24,000	24,000
	\$ 79,902	\$ 80,880

## 8. Performance services:

This balance consists of purchased services for athletes provided by several professionals including sport medicine specialists, physiologists, nutritionists, mental performance consultants, massage therapists, strength consultants and biomechanists.

## 9. Financial instruments and related risks:

The Institute's financial instruments consist of cash, accounts receivable, investments, due from related party, accounts payable and accrued liabilities.

The Institute is exposed to the following risks as a result of holding financial instruments:

### (a) Credit risk:

Credit risk is the risk that one party to a financial instrument will cause a financial loss for the other party by failing to discharge an obligation.

The Institute is exposed to credit risk on its accounts receivable from its clients and cash, due from related party and investments in money market funds. Concentration of credit risk arises as a result of exposures to a single debtor or to a group of debtors having similar characteristics such that their ability to meet contractual obligations would be similarly affected by changes in economic, political, or other conditions. The Institute monitors credit risk by assessing the collectability of its accounts receivable. Of the accounts receivable at March 31, 2018, \$141,833 (2017 - \$87,632) relates to partner funding and donations and \$535,365 (2017 - \$438,176) relates to trade accounts receivable. \$12,207 (2017 - \$9,899) has been provided for doubtful accounts as at year end related to amounts due from related party. The Institute mitigates credit risk through the review of the credit worthiness of the counter parties, and by holding its cash and investments with reputable commercial banks.

000128

# CANADIAN SPORT INSTITUTE CALGARY

## Non-Consolidated Statement of Operations and Changes in Net Assets

Year ended March 31, 2019, with comparative information for 2018

	2019	2018
<b>Revenues:</b>		
Contributions by partners (note 8)	\$ 3,939,068	\$ 4,259,922
Fundraising activities	122,184	167,341
Sport user fees	513,183	543,157
Special projects – OTP Innovation for Gold	178,160	341,808
Ancillary program	622,908	704,778
Donations-in-kind (note 8)	20,604	18,742
Tuition	32,875	27,923
Equipment rental fees (note 3)	75,000	75,000
Interest	14,912	6,620
Amortization of deferred capital asset contributions (note 7)	–	38,647
	<u>5,518,894</u>	<u>6,183,938</u>
<b>Expenses:</b>		
Performance services (note 9)	2,902,539	3,247,756
Wages, benefits and consulting fees	956,142	958,763
Marketing and promotion	198,332	188,535
Ancillary program fees	604,589	556,185
Office and administration	342,758	341,263
Athlete life services	41,910	28,639
Lectures and educational fees	108,605	71,871
Professional fees	36,058	40,658
Office rent and other services	69,441	60,196
Special projects – OTP Innovation for Gold	178,160	341,808
Insurance	22,934	24,519
Coaching program development	37,181	46,688
Scholarships	–	6,875
Amortization of property and equipment	33,449	155,203
	<u>5,532,098</u>	<u>6,068,959</u>
(Deficiency) excess of revenues over expenses	(13,204)	114,979
Net assets, beginning of year	1,786,530	\$1,671,551
Net assets, end of year	<u>\$ 1,773,326</u>	<u>\$ 1,786,530</u>

See accompanying notes to non-consolidated financial statements.

000129



# CANADIAN SPORT INSTITUTE CALGARY

Notes to Non-Consolidated Financial Statements, page 5

Year ended March 31, 2019, with comparative information for 2018

## 5. Accounts payable and accrued liabilities:

Included in accounts payable and accrued liabilities are government remittances payable of \$25,638 (2018 - \$6,402) which includes amounts payable for payroll related taxes.

## 6. Deferred contributions:

Deferred contributions of \$52,925 (2018 - \$18,256) relates to externally restricted funding received in the current year for a subsequent years' expenses that must be used for specific purposes as designated by the funders.

## 7. Deferred capital contributions:

Deferred capital contributions represent the unspent amount, or spent and unamortized amount, of donations and grants received for the purchase of property and equipment. Deferred capital contributions are amortized into revenue at a rate corresponding with the amortization rate for the asset purchased.

	2019	2018
Balance, beginning of year	\$ -	\$ 38,647
Additional contributions received	30,700	-
Less amounts amortized to revenue	-	(38,647)
	<u>\$ 30,700</u>	<u>\$ -</u>

## 8. Contributions by partners:

	2019	2018
Sport Canada (note 11)	\$ 581,931	\$ 570,805
Canadian Olympic Committee	511,301	514,084
WinSport	24,000	24,000
Alberta Sport Connection	359,740	374,740
Coaching Association of Canada	70,000	70,000
University of Calgary	55,902	55,902
Canadian Paralympic Committee	21,563	13,100
The Funding Partners of Own the Podium:		
Sport Canada - SSSM Enhanced Excellence (note 11)	1,180,558	1,490,250
Sport Canada - SSSM Enhanced Excellence Next Gen (note 11)	94,813	56,600
Sport Canada - Incremental Operational Support (note 11)	-	522,195
Sport Canada - Above Reference Funding (note 11)	10,000	-
Sport Canada - CSI Enhanced Support (note 11)	1,029,260	568,246
	<u>\$ 3,939,068</u>	<u>\$ 4,259,922</u>

# CANADIAN SPORT INSTITUTE CALGARY

Notes to Non-Consolidated Financial Statements, page 6

Year ended March 31, 2019, with comparative information for 2018

## 8. Contributions by partners (continued):

During the year, the Institute received \$100,506 (2018 - \$98,644) of donated goods and services, \$79,902 (2018 - \$79,902) from the Institute's partners and \$20,604 (2018 - \$18,742) from other contributors.

Included in contributions by partners are the following donations in-kind:

	2019	2018
University of Calgary - office rent and other services	\$ 55,902	\$ 55,902
WinSport (Canmore) - accounting services and office/facility rent	24,000	24,000
	\$ 79,902	\$ 79,902

## 9. Performance services:

This balance consists of purchased services for athletes provided by several professionals including sport medicine specialists, physiologists, nutritionists, mental performance consultants, massage therapists, strength consultants and biomechanists.

## 10. Financial instruments and related risks:

The Institute's financial instruments consist of cash, accounts receivable, investments, due from related party, accounts payable and accrued liabilities.

The Institute is exposed to the following risks as a result of holding financial instruments:

### (a) Credit risk:

Credit risk is the risk that one party to a financial instrument will cause a financial loss for the other party by failing to discharge an obligation.

The Institute is exposed to credit risk on its accounts receivable from its clients and cash, due from related party and investments in money market funds. Concentration of credit risk arises as a result of exposures to a single debtor or to a group of debtors having similar characteristics such that their ability to meet contractual obligations would be similarly affected by changes in economic, political, or other conditions. The Institute monitors credit risk by assessing the collectability of its accounts receivable. Of the accounts receivable at March 31, 2019, \$80,445 (2018 - \$141,833) relates to partner funding and donations and \$377,569 (2018 - \$535,365) relates to trade accounts receivable. \$78,826 (2018 - \$12,207) has been provided for doubtful accounts as at year end related to amounts due from related party. The Institute mitigates credit risk through the review of the credit worthiness of the counter parties, and by holding its cash and investments with reputable commercial banks.

000131

# Canadian Sport Institute Pacific Society

## Statement of operations and changes in fund balances

year ended March 31, 2018

	Operating	Operating reserve	Invested in property and equipment	Restricted for specified fund use				Total 2018	Total 2017
				National Game Plan	Coach Services	Donations (Note 5)	Specific Projects		
	\$	\$	\$	\$	\$	\$	\$	\$	
<b>Revenue</b>									
Sport Canada (Schedule)	3,333,346	-	-	100,000	-	-	-	3,433,346	3,677,570
via Sport	1,488,500	-	-	-	96,000	-	50,000	1,634,500	1,634,500
Canadian Olympic Committee / Foundation	314,916	-	-	250,000	-	-	-	564,916	1,080,882
Contributions	808,038	-	-	-	63,760	-	103,213	971,898	650,558
Fee for service	199,128	-	-	-	-	-	-	199,128	183,809
Other revenue	35,514	-	-	-	500	-	230	36,244	170,628
BC Gaming grants	32,000	-	-	-	29,600	-	-	61,600	61,600
Tuition	-	-	-	-	59,792	-	70,988	130,780	90,221
Coaching Association of Canada	-	-	-	-	25,000	-	-	25,000	25,000
Events and sponsorships	35,116	-	-	-	2,000	-	-	37,116	10,655
Interest income	16,939	-	-	-	-	-	-	16,939	10,326
Donations	-	-	-	-	-	14,288	-	14,288	6,072
	8,265,691	-	-	350,000	278,542	14,288	224,431	7,130,922	7,783,731
<b>Expenditures (Notes 9 and 10)</b>									
Performance services (Note 8)									
Performance preparation									
Human resources	2,280,790	-	-	-	-	-	-	2,280,790	2,170,344
Operations	766,798	-	146,134	-	-	-	110,888	1,023,820	993,403
Outsourced Integrated Support Team	79,438	-	-	-	-	-	-	79,438	54,708
Performance analysis									
Human resources	268,683	-	-	-	-	-	-	268,683	274,767
Operations	34,387	-	-	-	-	-	-	34,387	24,285
Performance readiness									
Human resources	801,186	-	-	-	-	-	-	801,186	673,408
Operations	59,046	-	-	247,165	-	-	-	306,211	439,099
	4,265,288	-	146,134	247,165	-	-	110,888	4,760,489	4,524,022
Talent development (Note 8)									
Talent development									
Human resources	393,019	-	-	-	194,844	-	87,765	655,408	519,642
Operations	84,131	-	-	-	126,768	11,514	40,326	262,732	302,616
NextGen programs									
Human resources	42,643	-	-	-	-	-	-	42,643	330,875
Operations	80,217	-	-	-	-	-	-	80,217	898,348
	600,010	-	-	-	321,402	11,514	108,073	1,041,000	2,151,481
Business operations and administration									
Communications									
Human resources	118,294	-	-	-	-	-	-	118,294	103,418
Operations	84,049	-	-	-	-	-	-	84,049	71,309
Finance and operations									
Human resources	432,741	-	-	7,500	-	-	-	440,241	521,442
Operations	405,418	-	25,788	-	-	-	-	431,206	483,982
	1,051,502	-	25,788	7,500	-	-	-	1,084,790	1,160,151
	5,907,300	-	171,922	254,665	321,403	11,514	216,971	6,686,275	7,635,704
Excess (Deficiency) of revenues over expenditures	357,891	-	(171,922)	85,335	(44,861)	2,744	5,490	244,647	(41,073)
Fund balances, beginning of year	392,771	600,000	611,282	313,883	114,862	21,046	72,798	1,842,142	1,884,116
Interfund transfers	(350,257)	-	45,415	-	80,000	-	(125,542)	-	-
Fund balances, end of year	409,705	600,000	384,775	414,218	150,002	24,289	203,800	2,085,759	1,842,142

000132

The accompanying notes to the financial statements are an integral part of this financial statement.

**Canadian Sport Institute Pacific Society**  
**Statement of operations and changes in fund balances**  
Year ended March 31, 2019

Notes	Operating	Operating Reserve	Invested in property and equipment	National Game Plan	Restricted for specified fund use			Total 2019	Total 2018
	\$	\$	\$	\$	Coach Services	Donations	Specific Projects	\$	\$
(Note 5)									
<b>Revenue</b>									
Sport Canada (Schedule)	3,605,226	—	—	120,000	—	—	—	3,725,226	3,433,546
viaSport	1,497,500	—	—	—	96,000	—	41,000	1,634,500	1,634,500
Canadian Olympic Committee / Foundation	258,500	—	—	250,000	—	—	—	508,500	564,916
Contributions	339,600	—	—	100,000	60,300	—	199,989	699,889	975,998
Fee for service	264,460	—	—	—	—	—	938	265,398	199,126
Other revenue	37,411	—	—	1,750	363	—	1,566	41,090	36,244
BC Gaming grants	—	—	—	—	—	—	—	—	61,500
Tuition	—	—	—	—	37,692	—	72,061	109,753	130,780
Coaching Association of Canada	—	—	—	—	25,000	—	—	25,000	25,000
Events and sponsorships	—	—	—	3,625	2,000	—	—	5,625	38,115
Interest income	28,991	—	—	—	—	—	—	28,991	16,939
Donations	—	—	—	—	—	49,721	—	49,721	14,258
	<b>6,031,688</b>	<b>—</b>	<b>—</b>	<b>475,375</b>	<b>221,355</b>	<b>49,721</b>	<b>315,554</b>	<b>7,093,693</b>	<b>7,130,922</b>
<b>Expenditures</b>									
Performance services									
Performance preparation									
Human resources	2,164,318	—	—	—	—	—	65,000	2,229,318	2,250,790
Operations	868,997	—	120,392	—	—	—	141,284	1,130,673	1,023,820
Outsourced Integrated Support Team	62,637	—	—	—	—	—	—	62,637	79,438
Performance analysis									
Human resources	330,238	—	—	—	—	—	—	330,238	268,683
Operations	19,680	—	—	—	—	—	—	19,680	34,387
Performance readiness									
Human resources	782,459	—	—	—	—	—	—	782,459	801,156
Operations	45,865	—	—	568,783	—	—	—	614,648	302,211
	<b>4,274,194</b>	<b>—</b>	<b>120,392</b>	<b>568,783</b>	<b>—</b>	<b>—</b>	<b>206,284</b>	<b>5,169,653</b>	<b>4,760,485</b>
Talent development									
Talent development									
Human resources	244,882	—	—	—	—	—	68,133	312,815	389,280
Operations	27,604	—	—	—	—	50,928	41,675	120,207	165,982
Athlete Coach Services									
Human resources	176,094	—	—	—	210,676	—	—	386,770	308,771
Operations	68,461	—	—	—	79,780	—	—	148,241	176,967
	<b>516,841</b>	<b>—</b>	<b>—</b>	<b>—</b>	<b>290,456</b>	<b>50,928</b>	<b>109,808</b>	<b>968,033</b>	<b>1,041,000</b>
Business operations and administration									
Communications									
Human resources	76,683	—	—	—	—	—	—	76,683	118,294
Operations	70,533	—	—	—	—	—	—	70,533	94,049
Finance and operations									
Human resources	408,591	—	—	7,500	—	—	—	416,091	440,241
Operations	451,296	—	21,246	—	—	—	—	472,542	432,206
	<b>1,007,103</b>	<b>—</b>	<b>21,246</b>	<b>7,500</b>	<b>—</b>	<b>—</b>	<b>—</b>	<b>1,035,849</b>	<b>1,084,790</b>
	<b>5,798,138</b>	<b>—</b>	<b>141,638</b>	<b>576,283</b>	<b>290,456</b>	<b>50,928</b>	<b>316,092</b>	<b>7,173,535</b>	<b>6,886,275</b>
Excess (deficiency) of revenues over expenditures	233,550	—	(141,638)	(100,908)	(69,101)	(1,207)	(538)	(79,842)	244,647
Fund balances, beginning of year	409,705	500,000	384,775	414,218	150,002	24,289	203,800	2,086,789	1,842,142
Interfund transfers	(424,252)	—	164,009	—	75,000	—	185,243	—	—
Fund balances, end of year	<b>219,003</b>	<b>500,000</b>	<b>407,146</b>	<b>313,310</b>	<b>155,901</b>	<b>23,082</b>	<b>388,505</b>	<b>2,006,947</b>	<b>2,086,789</b>

The accompanying notes are an integral part of the financial statements.

**CANADIAN SPORT PARACHUTING ASSOCIATION**

**STATEMENT OF OPERATIONS**

**FOR THE YEAR ENDED NOVEMBER 30, 2018**

	2018			2017
	General Fund \$	Defence Fund \$	Team Fund \$	Total \$
<b>REVENUE</b>				
Affiliation fees	274,533	-	15,860	289,893
Rating and certificate fees	53,541	-	-	53,541
Member fees	36,941	7,500	-	44,441
Donations	22,327	-	9,894	32,221
CanPara	26,830	-	-	26,830
Interest	7,566	3,850	8,823	20,239
Other revenue	44,347	-	-	44,347
Aero Club	2,970	-	-	2,970
Miscellaneous revenue	1,835	-	-	1,835
Grants	1,160	-	-	1,160
	<u>472,050</u>	<u>11,350</u>	<u>34,077</u>	<u>517,477</u>
				<u>488,113</u>
<b>EXPENSES</b>				
Amortization	2,450	-	-	2,450
Bank charges and interest	12,025	-	-	12,025
BOD and Committee	83,383	-	-	83,383
CanPara	66,609	-	-	66,609
Competition	50,072	-	33,052	83,124
Defence fund claims	-	9,716	-	9,716
Insurance	73,123	-	-	73,123
Membership services	21,344	-	-	21,344
Office	56,299	-	-	56,299
Translation	6,719	-	-	6,719
Wages and benefits	117,086	-	-	117,086
	<u>489,110</u>	<u>9,716</u>	<u>33,052</u>	<u>531,878</u>
				<u>455,304</u>
<b>Excess (deficit) of revenues over expenses</b>	<u>(17,060)</u>	<u>1,634</u>	<u>1,025</u>	<u>(14,401)</u>
				<u>32,809</u>

000134

*The accompanying notes form part of these financial statements.*

**CANADIAN SPORT PARACHUTING ASSOCIATION**

**STATEMENT OF OPERATIONS**

**FOR THE YEAR ENDED NOVEMBER 30, 2019**

	2019			2018
	General Fund \$	Defence Fund \$	Team Fund \$	Total \$
<b>REVENUE</b>				
Affiliation fees	274,862	-	15,520	290,382
Rating and certificate fees	55,403	-	-	55,403
Member fees	36,935	7,250	-	44,185
CanPara	25,761	-	-	25,761
Donations	22,327	-	5,457	27,784
Interest	8,391	4,128	9,307	21,826
Other revenue	5,121	-	-	5,121
Grants	3,139	-	-	3,139
Aero Club	1,705	-	-	1,705
Miscellaneous revenue	1,622	-	-	1,622
	<u>435,266</u>	<u>11,378</u>	<u>30,284</u>	<u>476,928</u>
<b>EXPENSES</b>				
Amortization	3,606	-	-	3,606
Bank charges and interest	10,956	-	-	10,956
BOD and Committee	73,241	-	-	73,241
CanPara	62,980	-	-	62,980
Competition	20,720	-	-	20,720
Defence fund claims	-	4,861	-	4,861
Insurance	75,671	-	-	75,671
Membership services	22,859	-	-	22,859
Office	58,871	-	-	58,871
Translation	6,814	-	-	6,814
Wages and benefits	118,766	-	-	118,766
	<u>454,484</u>	<u>4,861</u>	<u>-</u>	<u>459,345</u>
<b>Excess (deficit) of revenues over expenses</b>	<u>(19,218)</u>	<u>6,517</u>	<u>30,284</u>	<u>17,583</u>
				<u>(14,401)</u>

000135

*The accompanying notes form part of these financial statements.*

**CANADIAN TEAM HANDBALL  
FEDERATION**

**FÉDÉRATION CANADIENNE DE  
HANDBALL OLYMPIQUE**

3

**STATEMENT OF INCOME  
FOR THE YEAR ENDEND MARCH 31, 2018**  
"Unaudited - see notice to the reader"

**ÉTATS DES RÉSULTATS  
POUR L'EXERCICE TERMINÉ LE 31 MARS 2018**  
«Non audité - voir Avis au lecteur»

	2018	2017	
<b>REVENUE</b>			<b>REVENUS</b>
National Affiliation fees	6 400 \$	4 075 \$	Cotisations des membres nationaux
Coaching Association of Canada	17 186	7 029	Association canadienne des entraîneurs
Referee Clinics fees	-	2 864	Inscription formations des arbitres
International Federation - Grant	20 278	55 516	Fédération Internationale - IHF
Donations	763 893	675 258	Dons
ParticiAction Canada 150	6 400	-	ParticiAction Canada 150
National Teams Sponsorship	-	4 000	Commandites Équipe Nationales
Interest	18	18	Intérêts
Miscellaneous	1 700	3 329	Divers
Canadian Championships	12 190	38 200	Championnats Canadiens
	<b>828 065</b>	<b>790 289</b>	
<b>EXPENDITURE</b>			<b>DÉPENSES</b>
<b>FINANCE AND ADMINISTRATION</b>			<b>FINANCE ET ADMINISTRATION</b>
General administration	58 071	31 126	Administration globale
Staff salaries (contract) and travel	39 781	38 951	Personnel professionnel
	<b>97 852</b>	<b>70 077</b>	
<b>DOMESTIC SPORT</b>			<b>SPORT DOMESTIQUE</b>
National championships	12 383	38 375	Championnats canadiens
Provincial Aid program	499 197	447 992	Programme d'assistance Fin. Provinciale
Coaching development	4 586	7 412	Développement des entraîneurs
	<b>516 166</b>	<b>493 779</b>	
<b>HIGH PERFORMANCE</b>			<b>HAUTE PERFORMANCE</b>
High Performance Insurance	3 886	-	Assurance
National Team Program	199 653	170 057	Programme des équipes nationales
International representation	-	1 779	Représentation internationale
Officials development	2 252	9 435	Développement des officiels
IHF Trophy	-	55 516	Trophée IHF
ParticiAction Canada 150	3 125	-	ParticiAction Canada 150
	<b>208 916</b>	<b>236 787</b>	
<b>TOTAL EXPENDITURE</b>	<b>822 934</b>	<b>800 643</b>	<b>DÉPENSES TOTALES</b>
<b>NET REVENUE FOR THE YEAR</b>	<b>5 131 \$</b>	<b>(10 354) \$</b>	<b>REVENUS NETS POUR L'EXERCICE</b>

**STATEMENT OF INCOME  
FOR THE YEAR ENDEND MARCH 31, 2019**  
"Unaudited - see notice to the reader"  
**PROJET POUR FINS DE DISCUSSIONS**

**ÉTATS DES RÉSULTATS  
POUR L'EXERCICE TERMINÉ LE 31 MARS 2019**  
«Non audité - voir Avis au lecteur»

	2019	2018	
<b>REVENUE</b>			<b>REVENUS</b>
National Affiliation fees	7 000 \$	6 400 \$	Cotisations des membres nationaux
Coaching Association of Canada	(6 965)	17 186	Association canadienne des entraîneurs
International Federation - Grant	2 448	20 278	Fédération Internationale - IHF
Donations	1 187 461	763 893	Dons
ParticiAction Canada 150	-	6 400	ParticiAction Canada 150
Interest	-	18	Intérêts
Merchandise Sales & Shipping	1 921	-	Ventes de Marchandises
Miscellaneous	5 881	1 700	Divers
Canadian Championships	32 447	12 190	Championnats Canadiens
	<b>1 230 193</b>	<b>828 065</b>	
<b>EXPENDITURE</b>			<b>DÉPENSES</b>
<b>FINANCE AND ADMINISTRATION</b>			<b>FINANCE ET ADMINISTRATION</b>
General administration	79 976	58 071	Administration globale
Staff salaries (contract) and travel	48 994	39 781	Personnel professionnel
	<b>128 970</b>	<b>97 852</b>	
<b>DOMESTIC SPORT</b>			<b>SPORT DOMESTIQUE</b>
National championships	32 585	12 383	Championats canadiens
Provincial Aid program	751 527	499 197	Programme d'assistance Fin. Provinciale
Coaching development	(122)	4 586	Développement des entraîneurs
	<b>783 990</b>	<b>516 166</b>	
<b>HIGH PERFORMANCE</b>			<b>HAUTE PERFORMANCE</b>
High Performance Insurance	-	3 886	Assurance
National Team Program	273 188	199 653	Programme des équipes nationales
Officials development	-	2 252	Développement des officiels
ParticiAction Canada 150	-	3 125	ParticiAction Canada 150
	<b>273 188</b>	<b>208 916</b>	
<b>TOTAL EXPENDITURE</b>	<b>1 186 148</b>	<b>822 934</b>	<b>DÉPENSES TOTALES</b>
<b>NET REVENUE FOR THE YEAR</b>	<b>44 045 \$</b>	<b>5 131 \$</b>	<b>REVENUS NETS POUR L'EXERCICE</b>

000137



# CANADIAN TENNIS ASSOCIATION - ASSOCIATION CANADIENNE DE TENNIS

## Statement of Operations

Year ended December 31, 2018, with comparative information for 2017

	2018		2017	
	Unrestricted	Restricted funds	Total	Total
<b>Revenue:</b>				
Canadian Open events	\$ 54,368,039	\$	\$ 54,368,039	\$ 50,826,684
Sport Canada funding	1,060,625		1,060,625	842,375
Other tournaments	2,002,490		2,002,490	3,263,716
Toronto facility rentals	2,139,203		2,139,203	2,626,070
Development	1,206,436		1,206,436	1,171,690
Fundraising	1,468,793		1,468,793	1,516,964
Special events	292,392		292,392	252,498
Membership fees	20,000		20,000	20,000
Amortization of deferred capital contributions		377,981	377,981	377,981
Support service revenue	12,356		12,356	12,077
Gain (loss) on foreign exchange	460,133		460,133	(517,813)
Donations		127,200	127,200	718,160
	63,030,467	505,181	63,535,648	61,110,402
<b>Expenses:</b>				
Canadian Open events	31,948,454		31,948,454	31,083,162
Facility development		133,700	133,700	714,760
Development programs	12,463,825	67,082	12,530,907	12,422,553
Other tournaments	5,739,506		5,739,506	5,460,458
General administration and communications	5,033,859		5,033,859	4,223,911
Toronto facility operational costs	2,358,598		2,358,598	2,783,153
Annual and committee meetings	153,906		153,906	122,273
Special events	112,574		112,574	317,671
Fundraising	583,106		583,106	608,294
Donations disbursed	568,595		568,595	363,533
Accretion expense on asset retirement obligation	25,410		25,410	23,971
Interest (net)	(165,758)		(165,758)	(67,445)
Provisions for due from related party	2,513,360		2,513,360	471,355
	61,335,435	200,782	61,536,217	58,527,649
Excess of revenue over expenses before the undernoted	1,695,032	304,399	1,999,431	2,582,753
Amortization of capital assets		(2,339,892)	(2,339,892)	(2,213,609)
Excess (deficiency) of revenue over expenses	\$ 1,695,032	\$ (2,035,493)	\$ (340,461)	\$ 369,144

See accompanying notes to financial statements.

000138

acct_id	name_last	name_last_first_mi	company_name	total_received_amount	donati	fund_id	fund_name	qual_for_fund_desc
110931				130	D	894	18ADIKU	Y 2018 Donations in Kind
113115				2500	D	894	18ADIKU	Y 2018 Donations in Kind
218946	19(1)			236	D	894	18ADIKU	Y 2018 Donations in Kind
218946				612.92	D	894	18ADIKU	Y 2018 Donations in Kind
218946				355	D	894	18ADIKU	Y 2018 Donations in Kind
218946				124.75	D	894	18ADIKU	Y 2018 Donations in Kind
218946				598	D	894	18ADIKU	Y 2018 Donations in Kind
264594				343.69	D	894	18ADIKU	Y 2018 Donations in Kind
635470				500	D	894	18ADIKU	Y 2018 Donations in Kind
635470			24(1)	500	D	894	18ADIKU	Y 2018 Donations in Kind
635470				500	D	894	18ADIKU	Y 2018 Donations in Kind
635470				500	D	894	18ADIKU	Y 2018 Donations in Kind
635470				500	D	894	18ADIKU	Y 2018 Donations in Kind
928072				550	D	894	18ADIKU	Y 2018 Donations in Kind
975800				1500	D	894	18ADIKU	Y 2018 Donations in Kind
1582759				549.99	D	894	18ADIKU	Y 2018 Donations in Kind
1582767				30	D	894	18ADIKU	Y 2018 Donations in Kind
1343388				300	D	894	18ADIKU	Y 2018 Donations in Kind
1516823				450	D	894	18ADIKU	Y 2018 Donations in Kind
1516831				400	D	894	18ADIKU	Y 2018 Donations in Kind
1516849				1000	D	894	18ADIKU	Y 2018 Donations in Kind
1516856				59.97	D	894	18ADIKU	Y 2018 Donations in Kind
1516864				530	D	894	18ADIKU	Y 2018 Donations in Kind
1516872				1380	D	894	18ADIKU	Y 2018 Donations in Kind
1517086				250	D	894	18ADIKU	Y 2018 Donations in Kind
Total				\$				14,400.32

DISCLOSED  
 PUBLIC / COPY /  
 THE ATTORNEY GENERAL  
 A-2021-129156  
 COPY /  
 000139

cust_dona_name_last_first_mi	company_name	acct_id	order_num	fund_nam	drive_year	fund_desc	gl_code	total_received_amount	cust_donation_Info_4	TAX RECEIPT DATE	TAX RECEIPT NUMBER
26416	24(1)		19UDIK	2019	2019	Gras: 1-60-6100	\$	62.00	24(1) Cookbook and Gift Card	2019-09-11	1010254
26447	24(1)		19UDIK	2019	2019	Gras: 1-60-6100	\$	150.00	Gift Card	2019-09-11	1010244
26420			19UDIK	2019	2019	Gras: 1-60-6100	\$	150.00	Private Tour and Tasting Gift Certificate	2019-09-11	1010255
17621			19UDIK	2019	2019	Gras: 1-60-6100	\$	160.00	24(1) tickets donation	2019-03-25	1009976
17622			19UDIK	2019	2019	Gras: 1-60-6100	\$	160.00	24(1) tickets donation	2019-03-25	1009977
26424	19(1)		19UDIK	2019	2019	Gras: 1-60-6100	\$	160.00	Gift Basket	2019-09-11	1010257
26445	24(1)		19UDIK	2019	2019	Gras: 1-60-6100	\$	168.00	24(1) tickets (2)	2019-09-11	1010241
26425			19UDIK	2019	2019	Gras: 1-60-6100	\$	200.00	Gift Card	2019-09-11	1010258
26444			19UDIK	2019	2019	Gras: 1-60-6100	\$	204.00	24(1) tickets (2)	2019-09-11	1010239
26428			19UDIK	2019	2019	Gras: 1-60-6100	\$	240.00	10 pack of classes	2019-09-11	1010261
26419			19UDIK	2019	2019	Gras: 1-60-6100	\$	300.00	Artwork	2019-09-11	1010249
26431			19UDIK	2019	2019	Gras: 1-60-6100	\$	300.00	2019 Season Membership (2)	2019-09-11	1010264
26422			19UDIK	2019	2019	Gras: 1-60-6100	\$	350.00	19(1) Autographed Jersey	2019-09-11	1010243
17603			19UDIK	2019	2019	Gras: 1-60-6100	\$	355.00	Lambton Gala - Opera Tickets	2019-03-18	1009972
26429	24(1)		19UDIK	2019	2019	Gras: 1-60-6100	\$	390.00	Leather Mini Shoulder Bag	2019-09-11	1010262
26418			19UDIK	2019	2019	Gras: 1-60-6100	\$	400.00	2 Aveda gift baskets	2019-09-11	1010250
26414			19UDIK	2019	2019	Gras: 1-60-6100	\$	400.00	24(1) tickets	2019-09-11	1010253
17620			19UDIK	2019	2019	Gras: 1-60-6100	\$	436.00	24(1) tickets donation	2019-03-25	1009975
26443	19(1)		19UDIK	2019	2019	Gras: 1-60-6100	\$	436.00	24(1) tickets (2)	2019-09-11	1010240
26436			19UDIK	2019	2019	Gras: 1-60-6100	\$	450.00	artwork	2019-09-11	1010305 Duplicate of: 1010269
26421			19UDIK	2019	2019	Gras: 1-60-6100	\$	500.00	Gift Card	2019-09-11	1010251
26427	24(1)		19UDIK	2019	2019	Gras: 1-60-6100	\$	500.00	Gift Certificate	2019-09-11	1010260
26434			19UDIK	2019	2019	Gras: 1-60-6100	\$	500.00	Annual Passes (4)	2019-09-11	1010267
26437			19UDIK	2019	2019	Gras: 1-60-6100	\$	529.00	Eco-Tank All-in-One Supertank Printer	2019-09-11	1010270
26423			19UDIK	2019	2019	Gras: 1-60-6100	\$	600.00	24(1) package	2019-09-11	1010256
26441			19UDIK	2019	2019	Gras: 1-60-6100	\$	604.00	Earnings	2019-09-11	1010273
17619			19UDIK	2019	2019	Gras: 1-60-6100	\$	688.00	24(1) tickets donation	2019-03-25	1009978
26442			19UDIK	2019	2019	Gras: 1-60-6100	\$	688.00	24(1) tickets (2)	2019-09-11	1010242
26439	19(1)		19UDIK	2019	2019	Gras: 1-60-6100	\$	750.00	1 night stay in a premier room & breakfast for 2 at 24(1) restau	2019-09-11	1010272
26471			19UDIK	2019	2019	Gras: 1-60-6100	\$	800.00	24(1) tickets donation	2019-10-03	1010301
26446	24(1)		19UDIK	2019	2019	Gras: 1-60-6100	\$	850.00	Gift Certificate	2019-09-11	1010275
26417			19UDIK	2019	2019	Gras: 1-60-6100	\$	875.00	Ladie: 24(1) Parka	2019-09-11	1010246
26410			19UDIK	2019	2019	Gras: 1-60-6100	\$	899.00	425 Propane Gas Grill with Range Side Burner, Stainless Steel	2019-09-10	1010237
26413			19UDIK	2019	2019	Gras: 1-60-6100	\$	900.00	24(1) "Afternoon" artwork	2019-09-11	1010252
26433			19UDIK	2019	2019	Gras: 1-60-6100	\$	950.00	24(1) hockey tickets	2019-09-11	1010266
26448			19UDIK	2019	2019	Gras: 1-60-6100	\$	1,200.00	Ski Jackets (2)	2019-09-11	1010276
26412			19UDIK	2019	2019	Gras: 1-60-6100	\$	1,500.00	Rushing Through... artwork	2019-09-11	1010248
26426			19UDIK	2019	2019	Gras: 1-60-6100	\$	1,688.00	Custom Designed Amore Bag	2019-09-11	1010259
26438			19UDIK	2019	2019	Gras: 1-60-6100	\$	1,712.00	1 Annual Adult Bronze Uptown Membership	2019-09-11	1010271
25966			19UDIK	2019	2019	Gras: 1-60-6100	\$	1,850.00	Montreal Auction	2019-05-24	1010050
26440			19UDIK	2019	2019	Gras: 1-60-6100	\$	1,935.00	Necklace	2019-09-11	1010274
17623			19UDIK	2019	2019	Gras: 1-60-6100	\$	2,400.00	24(1) Luxury Suite donation	2019-03-25	1009974
26432			19UDIK	2019	2019	Gras: 1-60-6100	\$	3,185.00	Gift Certificate - VIP Package	2019-09-11	1010265
26435			19UDIK	2019	2019	Gras: 1-60-6100	\$	3,450.00	Executive Health Gift Certificate	2019-09-11	1010268
26430			19UDIK	2019	2019	Gras: 1-60-6100	\$	3,800.00	Resort Stay for 7 nights (2 adults)	2019-09-11	1010263
<b>2019 DIK Total</b>								<b>\$ 38,824.00</b>			

Donation in kind:

000140

COPY

# CANADIAN TENNIS ASSOCIATION - ASSOCIATION CANADIENNE DE TENNIS

## Statement of Operations

Year ended December 31, 2019, with comparative information for 2018

	2019		2018	
	Unrestricted	Restricted funds	Total	Total
<b>Revenue:</b>				
Canadian Open events	\$ 54,548,598	\$ -	\$ 54,548,598	\$ 54,368,039
Sport Canada funding	986,125	-	986,125	1,060,625
Other tournaments	668,209	-	668,209	2,002,490
Toronto facility rentals	1,925,179	-	1,925,179	2,139,203
Development	3,254,506	-	3,254,506	1,206,436
Fundraising	3,571,850	-	3,571,850	1,468,793
Special events	311,918	-	311,918	292,392
Membership fees	20,000	-	20,000	20,000
Amortization of deferred capital contributions	-	377,981	377,981	377,981
Support service revenue	507,373	-	507,373	12,356
Gain (loss) on foreign exchange	(370,488)	-	(370,488)	460,133
Donations	-	145,528	145,528	127,200
	65,423,270	523,509	65,946,779	63,535,648
<b>Expenses:</b>				
Canadian Open events	32,508,962	-	32,508,962	31,948,454
Facility development	-	111,583	111,583	133,700
Development programs	13,659,333	11,616	13,670,949	12,530,907
Other tournaments	3,612,354	-	3,612,354	5,739,506
General administration and communications	6,077,357	-	6,077,357	5,033,859
Toronto facility operational costs	2,263,435	-	2,263,435	2,358,598
Annual and committee meetings	165,777	-	165,777	153,906
Special events	247,289	-	247,289	112,574
Fundraising	591,326	-	591,326	583,106
Donations disbursed	1,410,739	-	1,410,739	568,595
Accretion expense on asset retirement obligation	26,934	-	26,934	25,410
Interest (net)	(201,369)	-	(201,369)	(165,758)
Provisions for due from related party	1,292,381	-	1,292,381	2,513,360
	61,654,518	123,199	61,777,717	61,536,217
Excess of revenue over expenses before the undernoted	3,768,752	400,310	4,169,062	1,999,431
Amortization of capital assets	-	(2,343,020)	(2,343,020)	(2,339,892)
Excess (deficiency) of revenue over expenses	\$ 3,768,752	\$ (1,942,710)	\$ 1,826,042	\$ (340,461)

See accompanying notes to financial statements.

Canadian Tenpin Federation Inc  
 General Ledger Report 08/01/2016 to 07/31/2017

Cash Donations			Type	Amount
Date	Receipt #			
09-28-2016	14489	19(1)	Cash Donation	1,009.86
09-28-2016	14490		Cash Donation	3,184.37
09-28-2016	14491		Cash Donation	966.72
09-28-2016	14492		Cash Donation	2,183.59
09-28-2016	14493		Cash Donation	1,516.28
09-28-2016	14494		Cash Donation	1,548.50
10-12-2016	14504		Cash Donation	1,569.95
10-12-2016	14505		Cash Donation	2,364.18
10-12-2016	14506		Cash Donation	1,798.16
10-12-2016	14507		Cash Donation	1,531.31
10-28-2016	14521		Cash Donation	1,347.67
10-28-2016	14522		Cash Donation	1,287.95
11-08-2016	14540		Cash Donation	492.00
11-08-2016	14538		Cash Donation	492.00
11-08-2016	14539		Cash Donation	680.80
11-09-2016	14541		Cash Donation	2,883.80
11-09-2016	14542		Cash Donation	1,152.35
03-16-2017	14846		Cash Donation	180.00
03-16-2017	14847		Cash Donation	180.00
03-16-2017	14848	Cash Donation	180.00	
03-16-2017	14845	Cash Donation	120.00	
04-20-2017	14976	Cash Donation	240.00	
05-29-2017	15147	Cash Donation	512.00	
05-29-2017	15148	Cash Donation	268.00	
				<u>27,689.49</u>

DISCLOSED PURSUANT TO THE ATIA A-2021-129156

COPY 1

**CANADIAN TENPIN FEDERATION INC.**

**Statement of Revenues and Expenditures**

**Year Ended July 31, 2018**

	2018	2017
<b>RECEIPTS</b>		
Registration fees	\$ 316,480	\$ 327,777
Grants and donations	167,292	152,532
Tournament income	79,042	83,060
Inventory sales	16,436	14,949
Miscellaneous	4,411	2,533
Coaching	-	5,716
	<u>583,661</u>	<u>586,567</u>
<b>EXPENDITURES</b>		
Wages and benefits	147,992	139,617
Awards	88,122	72,310
Team Canada	67,420	66,352
Tournaments	65,305	59,668
Travel	51,815	46,039
Gifts in kind	34,218	27,689
Memberships	28,785	35,798
High performance contract	26,000	26,000
Coaching contract	20,430	12,665
Office	14,252	11,307
Software fees	11,722	9,898
Interest and bank charges	7,210	4,633
Translation	6,788	5,938
Honorarium	6,000	6,000
Rent	5,625	13,500
Advertising and promotion	4,571	1,768
Insurance	4,512	7,092
Coaching development	4,219	12,514
Professional fees	4,200	3,850
Telephone	3,009	3,959
Utilities	2,125	5,100
Postage and courier	995	1,214
Amortization	415	680
	<u>605,730</u>	<u>573,591</u>
<b>EXCESS (DEFICIENCY) OF RECEIPTS OVER EXPENDITURES</b>	<b>\$ (22,069)</b>	<b>\$ 12,976</b>

000143

Canadian Tenpin Federation Inc  
 General Ledger, Report 08/01/2018 to 07/31/2019  
 Sorted by: Transaction Number

Date	Comment	Source #	Debits	Credits	Balance
4210	Gifts in Kind - Not Assigned to Departments				- Cr
4210 - 4211	Gifts in Kind - HP Cash Donations				- Cr
10/31/2018		Cash	-	2,025.36	2,025.36 Cr
10/31/2018	19(1)	Cash	-	2,979.38	5,004.74 Cr
10/31/2018		Cash	-	2,391.66	7,396.40 Cr
10/31/2018		Cash	-	2,025.01	9,421.41 Cr
10/31/2018		Cash	-	122.83	9,544.24 Cr
10/31/2018		Cash	-	371.67	9,915.91 Cr
10/31/2018		Cash	-	276.39	10,192.30 Cr
12/31/2018		Cash	-	1,790.12	11,982.42 Cr
12/31/2018		Cash	-	225.00	12,207.42 Cr
12/31/2018		Cash	-	1,888.04	14,095.46 Cr
12/31/2018		Cash	-	1,705.62	15,801.08 Cr
12/31/2018		Cash	-	1,871.85	17,672.93 Cr
12/31/2018		Cash	-	1,926.47	19,599.40 Cr
12/31/2018		Cash	-	2,065.49	21,664.89 Cr
12/31/2018		Cash	-	1,713.90	23,378.79 Cr
12/31/2018		Cash	-	1,926.47	25,305.26 Cr
12/31/2018		Cash	-	723.00	26,028.26 Cr
12/31/2018		Cash	-	744.42	26,772.68 Cr
12/31/2018		Cash	-	995.97	27,768.65 Cr
12/31/2018		Cash	-	919.72	28,688.37 Cr
12/31/2018		Cash	-	1,119.53	29,807.90 Cr
12/31/2018		Cash	-	85.15	29,893.05 Cr
02/21/2019		Cash	-	406.80	30,299.85 Cr
02/21/2019		Cash	-	63.00	30,362.85 Cr
03/06/2019	24(1)	16478	-	2,500.00	32,862.85 Cr
03/06/2019		16479	-	1,000.00	33,862.85 Cr
			-	33,862.85	
4210 - 4212	Gifts in Kind - Admin Cash Donations				- Cr
05/17/2019		Cash	-	85.00	85.00 Cr
05/17/2019		Cash	-	110.00	195.00 Cr
			-	195.00	
			-	34,057.85	

DISCLOSED PURSUANT TO THE ATIA A-2021-19150 COPY

**CANADIAN TENPIN FEDERATION INC.**

**Statement of Revenues and Expenditures**

**Year Ended July 31, 2019**

	2019	2018
<b>RECEIPTS</b>		
Registration fees	\$ 297,943	\$ 316,480
Grants and donations	160,376	167,292
Tournament income	158,206	79,042
Miscellaneous	5,387	4,411
Coaching	2,221	-
Inventory sales	1,974	16,436
	<u>626,107</u>	<u>583,661</u>
<b>EXPENDITURES</b>		
Tournaments	160,022	65,305 ✓
Wages and benefits	114,845	147,992 ✓
Team Canada	92,937	67,420 ✓
Awards	62,536	88,122 ✓
Gifts in kind	34,058	34,218
High performance contract	25,488	26,000
Memberships, fees and dues	24,756	28,785
Meetings and board expenses	24,143	33,122 ✓
Software fees	15,948	12,259
Travel	13,988	19,490 ✓
Office	10,947	✓ 12,919
Translation	7,917	6,788
Coaching development	7,720	4,219 ✓
Coaching contract	7,220	20,430 ✓
Interest and bank charges	6,781	7,209
Honorariums	6,531	6,000
Professional fees	6,477	4,200
Advertising and promotion	6,247	4,571
Insurance	5,729	4,512
Postage and courier	1,972	995
Lane inspection course	1,908	-
Telephone	1,261	✓ 3,009
Utilities	237	✓ 2,125
Rent	-	✓ 5,625
Amortization	1,053	415
	<u>640,721</u>	<u>605,730</u>
<b>DEFICIENCY OF RECEIPTS OVER EXPENDITURES</b>	<b>\$ (14,614)</b>	<b>\$ (22,069)</b>





**2018 Financial Statement**

<b>General Revenue</b>	
Membership Dues and Competition Levies	\$8,520
Donations	\$1,100
Other Income	\$300
<b>Total</b>	<b>\$9,920</b>
<b>General Operations Expenses</b>	
Development Grants	\$1,000
Competition Costs	\$2,750
Referee and Player Development	\$450
Insurance	\$3,500
Donation Transfer to Teams/Programs	\$1,100
CMAS Dues	\$878
Website/Sound System/Waivers	\$125
Bank Fees	\$185
Other Expenses	\$0
<b>Total</b>	<b>\$9,988</b>
<b>Team Deposits (for disbursement in 2019)</b>	
2019 Worlds Teams (4 teams)	\$18,576
<b>Total</b>	<b>\$18,576</b>
<b>Team Expenses</b>	
2019 Worlds Teams (4 teams)	\$0
<b>Total</b>	<b>\$0</b>



**2019 Financial Statement**

<b>General Revenue</b>	
Membership Dues	\$9,145
Donations	\$8,610
Other Income	\$2,718
<b>Total</b>	<b>\$20,473</b>
<b>General Operations Expenses</b>	
Development Grants	\$500
Competition Costs	\$2,055
Referee and Player Development	\$250
Insurance	\$3,700
Donation Transfer to Teams/Programs	\$8,610
CMAS Dues	\$852
Website/Sound System/Waivers	\$691
Bank Fees	\$258
Other Expenses	\$0
<b>Total</b>	<b>\$16,916</b>
<b>2019 National Teams (5 teams)</b>	
Deposits	\$79,521
Expenses	\$96,897
<b>Assets</b>	
Main Bank Account	\$11,509.60
Team Bank Account	\$171.03
24(1) Account	\$29.22
<b>Total</b>	<b>\$11,709.85</b>
<b>Liabilities</b>	
None	\$0

000147



**REGISTERED CANADIAN AMATEUR ATHLETIC ASSOCIATION INFORMATION RETURN**

000009

OTTAWA ON K1A 0L5

CANADIAN VOLLEYBALL ASSOCIATION - ASSOCIATION CANADIENNE DE VOLLEYBALL  
1084 KENASTON STREET  
SUITE 1A  
OTTAWA ON K1B 3P5

**NCR MAILROOM # 126**  
24(1)  
**SALLE DU COURRIER RCN**

Return for Fiscal Period Ending		
2	0	1
8	0	3
3	3	1
Year	Month	Day
Is this the first return filed by this association?		
Yes <input type="checkbox"/>	No <input checked="" type="checkbox"/>	
If "No", has the fiscal period changed from the last return filed?		
Yes <input type="checkbox"/>	No <input checked="" type="checkbox"/>	
Is this the final return to be filed by this association?		
Yes <input type="checkbox"/>	No <input type="checkbox"/>	
If "Yes", please attach an explanation.		



15 12141 0203 RR 0001 2018-03-31 0495515

If the name or address shown above is incorrect or a more permanent address can be provided, print the necessary corrections below:

Corrected name \_\_\_\_\_

\_\_\_\_\_

Corrected address (Number, Street, Apt. No., P.O. Box or R.R. No.) \_\_\_\_\_

City \_\_\_\_\_

Province or territory \_\_\_\_\_ Postal code \_\_\_\_\_

NOTE:  
To minimize the possibility of the annual mailing of the personalized Registered Canadian Amateur Athletic Association Information Return going astray, it is important that, where possible, a permanent mailing address be provided (i.e., address of the actual, physical location of the association or permanent P.O. Box number).

**Instructions**

1. Ensure that the name and address are correct. To correct pre-printed information on this form, please use the area provided. Any changes (except to the contact information above) must be explained in an attachment to

the boxes (above right) to indicate the end of the association's fiscal period.

FINANCIAL STATEMENTS for the fiscal period covered by this return. These should include a statement of revenue and expenditures for the fiscal period and a statement of assets and liabilities as of the end of the fiscal period. The statements should indicate the different sources of revenue in sufficient detail to show how funds were spent or invested.

A list of the names, addresses, and occupations or lines of business of the association's current members.

A list of the names and the official positions of the people who are authorized to issue official receipts on behalf of the association.

A receipt that fully explains what replacement procedure is followed in the event of lost or spoiled receipts.

Receipts must be mailed or delivered within 30 months from the end of the fiscal period of the association, mail or deliver a completed return and supporting documents to:

Charities Directorate  
Canada Revenue Agency  
Ottawa ON K1A 0L5

000148



F6000002266784

Receipt no	Name	Description	Amount	Date
1490		Beach Volleyball	\$10,000.00	10-Apr-17
1491	19(1)	Beach Volleyball	\$ 500.00	16-May-17
1493		Men's Team	\$ 2,500.00	15-Aug-17
1494		Men's Team	\$ 2,500.00	21-Aug-17
1495		Sitting Team	\$ 500.00	29-Jun-17
1496		Men's Team	\$ 2,020.00	21-Sep-17
1497		Men's Team	\$ 100.00	28-Sep-17
1498	24(1)	Sitting Team	\$ 500.00	15-Sep-17
1499		Sitting Team	\$ 1,260.00	15-Sep-17
1500		Sitting Team	\$ 2,000.00	22-Sep-17
1501		Sitting Team	\$ 500.00	22-Oct-17
1502		Beach Volleyball	\$ 250.00	22-Oct-17
1503		Beach Volleyball	\$ 100.00	22-Oct-17
1504		Beach Volleyball	\$ 50.00	22-Oct-17
1505		Beach Volleyball	\$ 100.00	22-Oct-17
1506		Beach Volleyball	\$ 100.00	23-Oct-17
1507		Beach Volleyball	\$ 100.00	22-Oct-17
1508		Beach Volleyball	\$ 50.00	22-Oct-17
1510		Beach Volleyball	\$ 100.00	22-Oct-17
1511		Beach Volleyball	\$ 100.00	30-Oct-17
1512		Sitting Team	\$ 200.00	10-Nov-17
1514		Women's Indoor Team	\$ 500.00	13-Nov-17
1515-1524				
1525		Women's Indoor Team	\$ 250.00	21-Nov-17
1526		Women's Indoor Team	\$ 100.00	22-Nov-17
1527		Women's Indoor Team	\$ 250.00	29-Nov-17
1530		Women's Indoor Team	\$ 2,020.00	13-Dec-17
1531	Brad	Women's Indoor Team	\$ 500.00	13-Dec-17
1532		Women's Indoor Team	\$ 2,020.00	13-Dec-17
1538		Women's Indoor Team	\$ 170.00	20-Dec-17
1539		Women's Indoor Team	\$ 500.00	20-Dec-17
1540		Sitting Team	\$ 426.45	20-Dec-17
1541		Women's Indoor Team	\$ 100.00	20-Dec-17
1542		Women's Indoor Team	\$ 2,020.00	20-Dec-17

CH 191691223532



Canada Revenue Agency / Agence du revenu du Canada

REGISTERED CANADIAN AMATEUR ATHLETIC ASSOCIATION INFORMATION RETURN

OTTAWA ON K1A 0L5

000008

CANADIAN VOLLEYBALL ASSOCIATION - ASSOCIATION CANADIENNE DE VOLLEYBALL 1084 KENASTON STREET SUITE 1A OTTAWA ON K1B 3P5

NCR MAILROOM # 112 24(1) SALLE DU COURRIER RCN Return for Fiscal Period Ending 20190331 Is this the first return filed by this association? Yes No X If "No", has the fiscal period changed from the last return filed? Yes No X Is this the final return to be filed by this association? Yes No X



15 12141 0203 RR 0001 2019-03-31 0495515

If the name or address shown above is incorrect or a more permanent address can be provided, print the necessary corrections below: Corrected name Corrected address (Number, Street, Apt. No., P.O. Box or R.R. No.) City Province or territory Postal code NOTE: To minimize the possibility of the annual mailing of the personalized Registered Canadian Amateur Athletic Association Information Return going astray, it is important that, where possible, a permanent mailing address be provided (i.e., address of the actual, physical location of the association or permanent P.O. Box number).

Instructions

- 1. Ensure that the name and address are correct. To correct pre-printed information on this form, please use the provided. Any changes (except to the contact information above) must be explained in an attachment to return. Mark the boxes (above right) to indicate the end of the association's fiscal period. FINANCIAL STATEMENTS for the fiscal period covered by this return. These should include a statement of revenue and expenditures for the fiscal period and a statement of assets and liabilities as of the end of the fiscal period. The statements should indicate the different sources of revenue in sufficient detail to show how funds were spent or invested. Provide a list of the names, addresses, and occupations or lines of business of the association's current members. Provide a list of the names and the official positions of the people who are authorized to issue official receipts for the association. Provide a note that fully explains what replacement procedure is followed in the event of lost or spoiled receipts. Provide the date, 30 months from the end of the fiscal period of the association, mail or deliver a completed return and required documents to:

Charities Directorate Canada Revenue Agency Ottawa ON K1A 0L5

6000003860906

000150

Receipt no	Name	Description	Amount	Date
1583	19(1)	Women's Indoor	\$2,020.00	January 7, 2019
1588		Auction	\$286.00	February 1, 2019
1589	24(1)	Auction	\$135.00	January 18, 2019
1590		Women's Indoor	\$280.00	January 30, 2019
1591		Beach National Team	\$10,000.00	February 5, 2019
1592		Men's Indoor	\$2,020.00	March 15, 2019
1593		Men's Indoor	\$500.00	March 15, 2019
1594		Men's Indoor	\$1,000.00	March 15, 2019
1595		Women's Indoor	\$100.00	March 18, 2019
1596		Women's Indoor	\$300.00	March 22, 2019
1597		Women's Indoor	\$100.00	March 31, 2019
1598		Women's Indoor	\$1,000.00	April 2, 2019
1603		Women's Indoor	\$25.00	January 1, 2019
1604		Women's Indoor	\$25.00	January 1, 2019
1605		Women's Indoor	\$50.00	January 2, 2019
1606		Women's Indoor	\$220.00	January 4, 2019
1607		Women's Indoor	\$50.00	January 28, 2019
1608		Women's Indoor	\$300.00	February 2, 2019
1609		Women's Indoor	\$50.00	February 7, 2019
1610		Women's Indoor	\$25.00	February 8, 2019
1611		Women's Indoor	\$25.00	February 8, 2019
1612		Women's Indoor	\$220.00	February 19, 2019
1613		Women's Indoor	\$250.00	February 26, 2019
1614		Women's Indoor	\$25.00	March 1, 2019
1615		Women's Indoor	\$25.00	March 3, 2019
1616		Women's Indoor	\$50.00	March 4, 2019
1617		Women's Indoor	\$30.00	March 4, 2019
1618		Women's Indoor	\$100.00	March 4, 2019
1619		Women's Indoor	\$200.00	March 4, 2019
1620		Women's Indoor	\$100.00	March 4, 2019
1621		Women's Indoor	\$200.00	March 6, 2019
1622		Women's Indoor	\$220.00	March 7, 2019
1623		Women's Indoor	\$25.00	March 8, 2019
1624		Women's Indoor	\$20.00	March 8, 2019
1625		Women's Indoor	\$150.00	March 8, 2019
1626		Women's Indoor	\$25.00	March 9, 2019
1627		Women's Indoor	\$25.00	March 9, 2019
1628		Women's Indoor	\$150.00	March 10, 2019
1629		Women's Indoor	\$25.00	March 10, 2019
1630		Women's Indoor	\$25.00	March 10, 2019
1631		Women's Indoor	\$150.00	March 12, 2019
1632		Women's Indoor	\$200.00	March 12, 2019
1633		Women's Indoor	\$25.00	March 13, 2019
1634		Women's Indoor	\$25.00	March 13, 2019
1635		Women's Indoor	\$250.00	March 14, 2019
1636		Women's Indoor	\$150.00	March 18, 2019

000151

1637	19(1)	Women's Indoor	\$100.00	March 18, 2019
1638		Women's Indoor	\$300.00	March 18, 2019
1639		Women's Indoor	\$50.00	March 18, 2019
1640		Women's Indoor	\$50.00	March 19, 2019
1641		Women's Indoor	\$50.00	March 19, 2019
1642		Women's Indoor	\$200.00	March 22, 2019
1643		Women's Indoor	\$50.00	March 24, 2019
1644		Women's Indoor	\$100.00	March 25, 2019
1645		Women's Indoor	\$25.00	March 25, 2019
1646		Women's Indoor	\$240.00	March 25, 2019
1647		Women's Indoor	\$100.00	March 26, 2019
1648		Women's Indoor	\$25.00	March 26, 2019
1649		Women's Indoor	\$25.00	March 29, 2019
1650		Women's Indoor	\$220.00	March 29, 2019
1651		Women's Indoor	\$25.00	April 1, 2019
1652		Women's Indoor	\$100.00	April 3, 2019

DISCLOSED FOR  
 PUBLIC ATIA  
 A-2021-129156

# 2018 RC AA Return

Receipt no	Name	Description	Amount	Date
1535	19(1)	Women's Indoor Team	\$250.00	January 18, 2018
1536	19(1)	Women's Indoor Team	\$170.00	January 24, 2018
1537	19(1)	Women's Indoor Team	\$2,020.00	January 24, 2018
1543	19(1)	Beach Volleyball	\$3,000.00	January 18, 2018
1544	19(1)	Men's Indoor Team	\$500.00	February 21, 2018
1546	19(1)	Beach Volleyball - Amanda Harnett	\$500.00	March 7, 2018
1547	19(1)	Beach Volleyball - Amanda Harnett	\$3,000.00	March 8, 2018
1549	24(1)	Volleyball Canada	\$1,000.00	March 16, 2018
1548	24(1)	Beach Volleyball	\$2,545.00	April 6, 2018
1550	24(1)	Beach Volleyball	\$7,000.00	June 11, 2018
1551	24(1)	Women's Indoor Team	\$1,000.00	June 15, 2018
1552	24(1)	Women's Indoor Team	\$2,020.00	July 5, 2018
1553		Auction	\$375.00	March 1, 2018
1554		Auction	\$647.00	March 1, 2018
1555		Auction	\$339.00	March 1, 2018
1556		Auction	\$484.00	March 1, 2018

DISCLOSED  
PURSUANT TO  
COPY /  
ATIA  
A-2021-129156

000153



# 2018 RCAA Return

Receipt no	Name	Description	Amount	Date	
1490	19(1)	Beach Volleyball	\$10,000.00	10-Apr-17	
1491		Beach Volleyball	\$ 500.00	16-May-17	
1493		Men's Team	\$ 2,500.00	15-Aug-17	
1494		Men's Team	\$ 2,500.00	21-Aug-17	
1495		Sitting Team	\$ 500.00	29-Jun-17	
1496		Men's Team	\$ 2,020.00	21-Sep-17	
1497		Men's Team	\$ 100.00	28-Sep-17	
1498		24(1)	Sitting Team	\$ 500.00	15-Sep-17
1499			Sitting Team	\$ 1,260.00	15-Sep-17
1500			Sitting Team	\$ 2,000.00	22-Sep-17
1501	Sitting Team		\$ 500.00	22-Oct-17	
1502	Beach Volleyball		\$ 250.00	22-Oct-17	
1503	Beach Volleyball		\$ 100.00	22-Oct-17	
1504	Beach Volleyball		\$ 50.00	22-Oct-17	
1505	Beach Volleyball		\$ 100.00	22-Oct-17	
1506	Beach Volleyball		\$ 100.00	23-Oct-17	
1507	Beach Volleyball		\$ 100.00	22-Oct-17	
1508	Beach Volleyball	\$ 50.00	22-Oct-17		
1510	Beach Volleyball	\$ 100.00	22-Oct-17		
1511	Beach Volleyball	\$ 100.00	30-Oct-17		
1512	Sitting Team	\$ 200.00	10-Nov-17		
1514	Women's Indoor Team	\$ 500.00	13-Nov-17		
1515-1524					
1525	Women's Indoor Team	\$ 250.00	21-Nov-17		
1526	Women's Indoor Team	\$ 100.00	22-Nov-17		
1527	Women's Indoor Team	\$ 250.00	29-Nov-17		
1530	Women's Indoor Team	\$ 2,020.00	13-Dec-17		
1531	Women's Indoor Team	\$ 500.00	13-Dec-17		
1532	Women's Indoor Team	\$ 2,020.00	13-Dec-17		
1538	Women's Indoor Team	\$ 170.00	20-Dec-17		
1539	Women's Indoor Team	\$ 500.00	20-Dec-17		
1540	Sitting Team	\$ 426.45	20-Dec-17		
1541	Women's Indoor Team	\$ 100.00	20-Dec-17		
1542	Women's Indoor Team	\$ 2,020.00	20-Dec-17		

000154

# 2019 RCAA Return

1548		Beach Volleyball	\$2,545.00	April 6, 2018
1550		Beach Volleyball	\$7,000.00	June 11, 2018
1551		Women's Indoor Team	\$1,000.00	June 15, 2018
1552	19(1)	Women's Indoor Team	\$2,020.00	July 5, 2018
1553		Auction	\$375.00	March 1, 2018
1554		Auction	\$647.00	March 1, 2018
1555	P 24(1)	Auction	\$339.00	March 1, 2018
1556		Auction	\$484.00	March 1, 2018
1557		Women's Indoor Team	\$505.00	April 30, 2018
1558		Women's Indoor Team	\$505.00	June 30, 2018
1559		Women's Indoor Team	\$50.00	July 26, 2018
1562		Auction	\$4,400.00	December 18, 2018
1563		Women's Indoor Team	\$215.00	December 18, 2018
1564		Women's Indoor Team	\$50.00	December 18, 2018
1565		Beach Team	\$50.00	December 18, 2018
1566		Volleyball Canada	\$20.00	December 18, 2018
1567		Women's Indoor Team	\$100.00	December 18, 2018
1568		Women's Indoor Team	\$20.00	December 18, 2018
1569		Women's Indoor Team	\$400.00	December 18, 2018
1570		Women's Indoor Team	\$55.00	December 18, 2018
1571		Women's Indoor Team	\$505.00	December 18, 2018
1572		Women's Indoor Team	\$505.00	December 18, 2018
1573		Sitting	\$100.00	December 18, 2018
1574		Sitting	\$250.00	December 18, 2018
1575		Sitting	\$320.00	December 18, 2018
1576		Sitting	\$500.00	December 18, 2018
1578		Volleyball Canada	\$50.00	December 18, 2018
1579		Beach Team	\$200.00	December 18, 2018
1580		Women's Indoor Team	\$696.00	Monthly, 2018
1581		Women's Indoor Team	\$550.00	Monthly, 2018
1582		Men's Indoor Team	\$210.00	Monthly, 2018
1584		Volleyball Canada	\$500.00	December 28, 2018
1585		Women's Indoor Team	\$100.00	December 20, 2018
1586		Volleyball Canada	\$22.50	Monthly, 2018
1587		Men's Indoor Team	\$5,000.00	December 18, 2018
1599		Women's Indoor Team	\$25.00	October 13, 2018
1600		Women's Indoor Team	\$250.00	December 18, 2018
1601		Women's Indoor Team	\$100.00	December 27, 2018
1602		Women's Indoor Team	\$50.00	December 30, 2018

000155

# 2019 RCAA Return

Receipt no	Name	Description	Amount	Date
1583		Women's Indoor	\$2,020.00	January 7, 2019
1588	19(1)	Auction	\$286.00	February 1, 2019
1589		Auction	\$135.00	January 18, 2019
1590	24(1)	Women's Indoor	\$280.00	January 30, 2019
1591		Beach National Team	\$10,000.00	February 5, 2019
1592	19(1)	Men's Indoor	\$2,020.00	March 15, 2019
1593		Men's Indoor	\$500.00	March 15, 2019
1594		Men's Indoor	\$1,000.00	March 15, 2019
1595		Women's Indoor	\$100.00	March 18, 2019
1596		Women's Indoor	\$300.00	March 22, 2019
1597		Women's Indoor	\$100.00	March 31, 2019
1598		Women's Indoor	\$1,000.00	April 2, 2019
1603		Women's Indoor	\$25.00	January 1, 2019
1604		Women's Indoor	\$25.00	January 1, 2019
1605		Women's Indoor	\$50.00	January 2, 2019
1606		Women's Indoor	\$220.00	January 4, 2019
1607		Women's Indoor	\$50.00	January 28, 2019
1608		Women's Indoor	\$300.00	February 2, 2019
1609		Women's Indoor	\$50.00	February 7, 2019
1610		Women's Indoor	\$25.00	February 8, 2019
1611		Women's Indoor	\$25.00	February 8, 2019
1612		Women's Indoor	\$220.00	February 19, 2019
1613		Women's Indoor	\$250.00	February 26, 2019
1614		Women's Indoor	\$25.00	March 1, 2019
1615		Women's Indoor	\$25.00	March 3, 2019
1616		Women's Indoor	\$50.00	March 4, 2019
1617		Women's Indoor	\$30.00	March 4, 2019
1618		Women's Indoor	\$100.00	March 4, 2019
1619		Women's Indoor	\$200.00	March 4, 2019
1620		Women's Indoor	\$100.00	March 4, 2019
1621		Women's Indoor	\$200.00	March 6, 2019
1622		Women's Indoor	\$220.00	March 7, 2019
1623		Women's Indoor	\$25.00	March 8, 2019
1624		Women's Indoor	\$20.00	March 8, 2019
1625		Women's Indoor	\$150.00	March 8, 2019
1626		Women's Indoor	\$25.00	March 9, 2019
1627		Women's Indoor	\$25.00	March 9, 2019
1628		Women's Indoor	\$150.00	March 10, 2019
1629		Women's Indoor	\$25.00	March 10, 2019
1630		Women's Indoor	\$25.00	March 10, 2019
1631		Women's Indoor	\$150.00	March 12, 2019
1632		Women's Indoor	\$200.00	March 12, 2019
1633		Women's Indoor	\$25.00	March 13, 2019
1634		Women's Indoor	\$25.00	March 13, 2019
1635		Women's Indoor	\$250.00	March 14, 2019
1636		Women's Indoor	\$150.00	March 18, 2019

000156

# 2019 RCAA Return

1637	19(1)		Women's Indoor	\$100.00	March 18, 2019
1638			Women's Indoor	\$300.00	March 18, 2019
1639			Women's Indoor	\$50.00	March 18, 2019
1640			Women's Indoor	\$50.00	March 19, 2019
1641			Women's Indoor	\$50.00	March 19, 2019
1642			Women's Indoor	\$200.00	March 22, 2019
1643			Women's Indoor	\$50.00	March 24, 2019
1644			Women's Indoor	\$100.00	March 25, 2019
1645			Women's Indoor	\$25.00	March 25, 2019
1646			Women's Indoor	\$240.00	March 25, 2019
1647			Women's Indoor	\$100.00	March 26, 2019
1648			Women's Indoor	\$25.00	March 26, 2019
1649			Women's Indoor	\$25.00	March 29, 2019
1650			Women's Indoor	\$220.00	March 29, 2019

DISCLOSED  
PURSUANT TO  
COPY / ATIA  
A-2021-129156

000157

# CANADIAN WATER POLO ASSOCIATION INC.

## Statement of Operations

Year ended March 31, 2018, with comparative information for 2017

	2018	2017
<b>Revenue:</b>		
Contributions	\$ 2,067,500	\$ 1,689,000
Fees, program revenues and general donations	805,342	779,116
National team other support	601,188	260,578
Other	82,490	81,111
Marketing and sales	12,222	7,785
Special Events	-	487,594
	<u>3,568,742</u>	<u>3,305,184</u>
<b>Expenses:</b>		
Administration	467,223	454,925
Coaching, technical and professional development	757,432	692,211
Governance	29,104	31,181
Marketing and promotion	4,752	23,947
National team programs	1,599,370	930,644
Operations and programming	686,919	661,263
Other	29,592	31,922
Special Events	-	478,177
	<u>3,574,392</u>	<u>3,304,270</u>
<b>Excess (deficiency) of revenue over expenses</b>	<b>\$ (5,650)</b>	<b>\$ 914</b>

See accompanying notes to financial statements.

000158

# CANADIAN WATER POLO ASSOCIATION INC.

## Statement of Operations

Year ended March 31, 2019, with comparative information for 2018

	2019	2018
<b>Revenue:</b>		
Contributions	\$ 1,977,500	\$ 2,067,500
Fees, program revenues and general donations	785,302	805,342
National team other support	432,710	601,188
Other	108,553	82,490
Marketing and sales	13,781	12,222
	<u>3,317,846</u>	<u>3,568,742</u>
<b>Expenses:</b>		
National team programs	1,360,186	1,599,370
Coaching, technical and professional development	742,492	757,432
Operations and programming	629,289	686,919
Administration	478,173	467,223
Governance	47,863	29,104
Other	20,308	29,592
Marketing and promotion	6,395	4,752
	<u>3,284,706</u>	<u>3,574,392</u>
Surplus (deficiency) before unusual item	33,140	(5,650)
Unusual item relating to a safe sport case	81,905	-
Deficiency of revenue over expenses	<u>\$ (48,765)</u>	<u>\$ (5,650)</u>

See accompanying notes to financial statements.

000159

## Association canadienne enregistrée de sport amateur Déclaration de renseignements

### Identification

Nom de l'association <b>CORPORATION SPORTS QUÉBEC</b>	
Adresse <b>4545 ave. Pierre-de- Coubertin</b>	
Ville <b>Montréal</b>	
Province ou territoire <b>Québec</b>	Code postal <b>H1V3R2</b>

Déclaration pour l'exercice se terminant le																	
<table style="margin: auto;"> <tr> <td style="border: 1px solid black; padding: 2px;">2</td> <td style="border: 1px solid black; padding: 2px;">0</td> <td style="border: 1px solid black; padding: 2px;">1</td> <td style="border: 1px solid black; padding: 2px;">8</td> <td style="border: 1px solid black; padding: 2px;">1</td> <td style="border: 1px solid black; padding: 2px;">2</td> <td style="border: 1px solid black; padding: 2px;">3</td> <td style="border: 1px solid black; padding: 2px;">1</td> </tr> <tr> <td colspan="4" style="text-align: center;">Année</td> <td colspan="2" style="text-align: center;">Mois</td> <td colspan="2" style="text-align: center;">Jour</td> </tr> </table>	2	0	1	8	1	2	3	1	Année				Mois		Jour		
2	0	1	8	1	2	3	1										
Année				Mois		Jour											
Est-ce la première déclaration produite par l'association?																	
Oui <input type="checkbox"/>	Non <input checked="" type="checkbox"/>																
Dans la négative, l'exercice a-t-il été modifié depuis la dernière déclaration produite?																	
Oui <input type="checkbox"/>	Non <input checked="" type="checkbox"/>																
Est-ce la dernière déclaration que l'association produira?																	
Oui <input checked="" type="checkbox"/>	Non <input checked="" type="checkbox"/>																
Dans l'affirmative, veuillez annexer une explication.																	
Numéro de dossier																	
NE/Numéro d'enregistrement																	
121133987	RR 0001																

L'adresse ci-dessus est-elle identique à l'adresse postale de l'année dernière?    Oui     Non

Si non, est-ce que l'adresse ci-dessus est la nouvelle adresse postale?    Oui     Non

### Indications

1. Remplir la section d'identification.
2. Remplir les cases (ci-dessus à droite) pour indiquer la date de la fin de l'exercice de l'association.
3. Joindre les ÉTATS FINANCIERS de l'exercice visé par cette déclaration. Ces états doivent comprendre entre autres un état des revenus et dépenses pour l'exercice et un état de l'actif et du passif en date de la fin de l'exercice. Les états doivent indiquer les différentes sources de revenu et contenir suffisamment de détails pour démontrer comment les fonds ont été dépensés ou placés.
4. Joindre une liste des noms complets, adresses, numéros de téléphone et professions des administrateurs actuels de l'association.
5. Joindre une liste des personnes, avec leur titre, qui sont autorisées à délivrer des reçus officiels pour l'association.
6. Joindre une note qui explique en détail la procédure de remplacement qui est utilisée lorsque des reçus sont perdus ou abîmés.
7. Faire parvenir par la poste ou autre mode de livraison une déclaration dûment remplie, accompagnée des pièces requises, dans les six mois suivant la fin de l'exercice de l'association, à l'adresse suivante :

Direction des organismes de bienfaisance  
Agence du revenu du Canada  
Ottawa ON K1A 0L5

Formulaire autorisé par le ministre du Revenu national.

**NCR MAILROOM**  
**# 110**

24(1)

**SALLE DU COURRIER**  
**RCN**

# Liste des dons en nature pour lesquels un reçu a été remis

1 janvier au 31 décembre 2018

No_Lot	Date	Code_occ	Code_act	Montant	Client_Prenom_Nom	Reçu_No	Reçu_mnt	Reçu_date_émission	Note
4007	2018-12-31	FSQ-SKIA	DON-NATURE	612,16 \$	24(1)	47487	612,16 \$	2018-12-31	Lot # 4 - 2 paires de billets match des 24(1) (153,04\$ par billet)
4007	2018-12-31	FSQ-SKIA	DON-NATURE	238,00 \$		47488	238,00 \$	2018-12-31	Lot # 5 - flexor vest back protector
4007	2018-12-31	FSQ-SKIA	DON-NATURE	120,72 \$	19(1)	47489	120,72 \$	2018-12-31	Lot # 6 - crash pants
4007	2018-12-31	FSQ-SKIA	DON-NATURE	119,93 \$		47490	119,93 \$	2018-12-31	Lot # 7 - single ski bag
4007	2018-12-31	FSQ-SKIA	DON-NATURE	190,67 \$		47491	190,67 \$	2018-12-31	Lot # 8 - Rebels Back pack
4007	2018-12-31	FSQ-SKIA	DON-NATURE	198,61 \$		47492	198,61 \$	2018-12-31	Lot # 9 - Ensemble de dégustation de thé 24(1)
4007	2018-12-31	FSQ-SKIA	DON-NATURE	528,00 \$		47493	528,00 \$	2018-12-31	Lot # 10 - 24(1) Quebec, 2 nuits, 2 personnes
4007	2018-12-31	FSQ-SKIA	DON-NATURE	366,77 \$		47494	366,77 \$	2018-12-31	Lot # 11 - Casque XXLarge
4007	2018-12-31	FSQ-SKIA	DON-NATURE	366,77 \$		47495	366,77 \$	2018-12-31	Lot # 12 - Casque large
4007	2018-12-31	FSQ-SKIA	DON-NATURE	265,00 \$		47496	265,00 \$	2018-12-31	Lot # 13 - 4 billets du Sud
4007	2018-12-31	FSQ-SKIA	DON-NATURE	162,00 \$		47497	162,00 \$	2018-12-31	Lot # 14 - 2 billet de ski 24(1)
4007	2018-12-31	FSQ-SKIA	DON-NATURE	166,00 \$		47498	166,00 \$	2018-12-31	Lot # 15 - 2 Billets 24(1)
4007	2018-12-31	FSQ-SKIA	DON-NATURE	850,00 \$		47499	850,00 \$	2018-12-31	Lot # 16 - 2 chaises de bureau avec logo 24(1)
									Lot # 17 - 24(1) valeur 6 500 \$.
									Le donateur a payé 2 700 \$ en novembre 2016 et l'a donné à Ski Alpin en 2018 pour leur encan silencieux. Le reçu ne peut être émis que pour 2 700 \$ selon les règles de l'ARC : <a href="https://www.canada.ca/fr/agence-revenu/services/organismes-bienfaisance-dons/organismes-bienfaisance/exploitation-organisme-bienfaisance-enregistre/remise-recus/regle-juste-valeur-marchande-repute.html">https://www.canada.ca/fr/agence-revenu/services/organismes-bienfaisance-dons/organismes-bienfaisance/exploitation-organisme-bienfaisance-enregistre/remise-recus/regle-juste-valeur-marchande-repute.html</a>
4007	2018-12-31	FSQ-SKIA	DON-NATURE	2 700,00 \$		47500	2 700,00 \$	2018-12-31	repute.html
4007	2018-12-31	FSQ-SKIA	DON-NATURE	1 250,00 \$		47501	1 250,00 \$	2018-12-31	Lot # 18 - Séjour 5 jours, 24(1) Du 3 au 8 mars 2019 (pendant la relâche scolaire du Québec)
4007	2018-12-31	FSQ-SKIA	DON-NATURE	700,00 \$		47502	700,00 \$	2018-12-31	Lot # 19 - Scandinave Spa Certificat Cadeau 5x 140 \$
4007	2018-12-31	FSQ-SKIA	DON-NATURE	1 200,00 \$		47503	1 200,00 \$	2018-12-31	Lot # 20 - Roues et pneus
4007	2018-12-31	FSQ-SKIA	DON-NATURE	170,43 \$		47504	170,43 \$	2018-12-31	Lot # 21 - 4 billets de hockey pour le 24(1) partie du 22 décembre 2018
4007	2018-12-31	FSQ-SKIA	DON-NATURE	170,43 \$		47505	170,43 \$	2018-12-31	Lot # 22 - 4 billets de hockey pour le 24(1) partie du 8 février 2019
4007	2018-12-31	FSQ-SKIA	DON-NATURE	400,00 \$		47506	400,00 \$	2018-12-31	Lot # 23 Terrasse coupons 4x 100 \$,
4007	2018-12-31	FSQ-SKIA	DON-NATURE	350,00 \$		47507	350,00 \$	2018-12-31	Lot # 24 - 24(1) coupons 7x 50 \$,
4007	2018-12-31	FSQ-SKIA	DON-NATURE	300,00 \$		47508	300,00 \$	2018-12-31	Lot # 25 - coupons 6x 50 \$,
4007	2018-12-31	FSQ-SKIA	DON-NATURE	1 000,00 \$		47509	1 000,00 \$	2018-12-31	Lot # 26 - Restaurant Park 4 coupons 250
4007	2018-12-31	FSQ-SKIA	DON-NATURE	400,00 \$		47510	400,00 \$	2018-12-31	Lot # 32 - Reproduction encadrée et signée par 19(1)
4007	2018-12-31	FSQ-SKIA	DON-NATURE	154,00 \$		47511	154,00 \$	2018-12-31	Lot # 34 - Boots 19(1) 119\$ us = 154\$ CDN
4007	2018-12-31	FSQ-SKIA	DON-NATURE	123,00 \$		47512	123,00 \$	2018-12-31	Lot # 35 - 19(1) 1*95\$us = 123\$cdn
<b>Total</b>							<b>13 102,49 \$</b>		

COPY

000161

A-20



**CORPORATION SPORTS-QUÉBEC**

**RÉSULTATS CONSOLIDÉS**

**POUR L'EXERCICE TERMINÉ LE 31 DÉCEMBRE 2018**

	<u>2018</u>	<u>2017</u>
	\$	\$
<b>PRODUITS</b>		
Dons admissibles - Placements Sports	1 832 621	1 998 859
Dons - Fonds Sports Québec	1 522 415	1 413 804
Opérations	852 072	778 903
Commandites	756 750	951 500
Subvention MÉES - Programme des Jeux du Québec	716 250	425 000
Subvention MÉES - Programme de soutien aux organismes provinciaux multisports	404 993	422 000
Subventions - sources diverses	156 736	204 413
Fondation des Jeux du Québec	-	75 000
Autres dons	19 500	17 000
Bourses	83 755	93 053
Intérêts	6 380	15 265
Ventes GPS Sports en ligne Inc.	353 000	385 715
	<u>6 704 472</u>	<u>6 780 512</u>
<b>CHARGES</b>		
Dons admissibles - Placements Sports	1 832 621	1 998 859
Dons Fonds Sports Québec redistribués	1 519 189	1 406 059
Salaires et charges sociales	1 169 526	1 208 292
Ristournes - Commandites, subventions et autres	661 076	893 555
Promotion et diffusion	309 370	278 753
Fournitures et approvisionnement	300 439	301 184
Services professionnels et administratifs	168 202	166 930
Remboursements - Structure politique et personnel	133 765	167 565
Bourses redistribués	79 843	97 104
Mauvaises créances	79 168	-
Téléphonie et correspondance	34 651	42 288
Frais - titulaires PNCE	32 327	28 437
Dépenses d'application du site web (logiciel Jeux du Québec)	27 409	27 410
Divers	21 666	13 040
Location d'équipements	17 866	20 905
Sportcom	15 000	15 000
Amortissement des immobilisations corporelles	8 172	7 013
Frais de banque et financiers	5 581	4 484
Dépenses GPS Sports en ligne inc. (Annexe)	348 124	373 747
	<u>6 763 995</u>	<u>7 050 625</u>
<b>INSUFFISANCE DES PRODUITS SUR LES CHARGES AVANT LES POSTES SUIVANTS</b>	(59 523)	(270 113)
<b>TRANSPORT DES JEUX (NOTE 9)</b>	37 511	(180 600)
<b>FONDS DES JEUX (NOTE 10)</b>	<u>299 060</u>	<u>268 200</u>
<b>EXCÉDENT (INSUFFISANCE) DES PRODUITS SUR LES CHARGES</b>	<u>277 048</u>	<u>(182 513)</u>

000162

### Association canadienne enregistrée de sport amateur Déclaration de renseignements

#### Identification

Nom de l'association <b>CORPORATION SPORTS QUÉBEC</b>	
Adresse <b>4545 ave. Pierre-de-Coubertin</b>	
Ville <b>Montréal</b>	
Province ou territoire <b>Québec</b>	Code postal <b>H1V3R2</b>

Déclaration pour l'exercice se terminant le							
2	0	1	9	1	2	3	1
Année			Mois		Jour		
Est-ce la première déclaration produite par l'association?							
Oui <input type="checkbox"/>				Non <input checked="" type="checkbox"/>			
Dans la négative, l'exercice a-t-il été modifié depuis la dernière déclaration produite?							
Oui <input type="checkbox"/>				Non <input checked="" type="checkbox"/>			
Est-ce la dernière déclaration que l'association produira?							
Oui <input type="checkbox"/>				Non <input checked="" type="checkbox"/>			
Dans l'affirmative, veuillez annexer une explication.							
Numéro de dossier							
[Signature]							
NE/Numéro d'enregistrement							
121133987			RR		0001		

L'adresse ci-dessus est-elle identique à l'adresse postale de l'année dernière?    Oui     Non

Si non, est-ce que l'adresse ci-dessus est la nouvelle adresse postale?    Oui     Non

#### Indications

- Remplir la section d'identification.
- Remplir les cases (ci-dessus à droite) pour indiquer la date de la fin de l'exercice de l'association.
- Joindre les **ÉTATS FINANCIERS** de l'exercice visé par cette déclaration. Ces états doivent comprendre entre autres un état des revenus et dépenses pour l'exercice et un état de l'actif et du passif en date de la fin de l'exercice. Les états doivent indiquer les différentes sources de revenu et contenir suffisamment de détails pour démontrer comment les fonds ont été dépensés ou placés.
- Joindre une liste des noms complets, adresses, numéros de téléphone et professions des administrateurs actuels de l'association.
- Joindre une liste des personnes, avec leur titre, qui sont autorisées à délivrer des reçus officiels pour l'association.
- Joindre une note qui explique en détail la procédure de remplacement qui est utilisée lorsque des reçus sont perdus ou abîmés.
- Faire parvenir par la poste ou autre mode de livraison une déclaration dûment remplie, accompagnée des pièces requises, dans les six mois suivant la fin de l'exercice de l'association, à l'adresse suivante :

Direction des organismes de bienfaisance  
Agence du revenu du Canada  
Ottawa ON K1A 0L5

Formulaire autorisé par le ministre du Revenu national.



RECEIVED/REÇU

NCR MAILROOM # 118

24(1)

T2052 (blank) F (13)

CISD

(This form is available in English)

SALLE DU COURRIER RCN

Canada

000163

LISTE DES DONs EN NATURE AVEC REÇUS

T2022 ANNEXE

No_Lot	No_Tr	Code_act	Client_Nom_Prénom	Date	Montant	Reçu_mnt	Reçu_No	Évaluateurs	Biens
4450	49102	DON-NATURE		2019-06-20	1 000,00 \$	1 000,00 \$	54558	Évalué par : Annonce classée	Kayak
4450	49103	DON-NATURE	19(1)	2019-06-20	900,00 \$	900,00 \$	54559	Évalué par : Annonce classée	Kayak 24(1) 9.0 (large)
4450	49104	DON-NATURE		2019-06-20	900,00 \$	900,00 \$	54560	Évalué par : Annonce classée	Kayak Remix 59
4453	49109	DON-NATURE		2019-07-02	49 810,34 \$	49 810,34 \$	54360	Évalué par : courtage en ligne	Actions cotées en bourse
5014	56001	DON-NATURE		2019-12-31	24,54 \$	25,00 \$	54536	Évalué par : 24(1)	Chandail 19(1) autographie 19(1)
5014	56002	DON-NATURE		2019-12-31	74,99 \$	74,99 \$	54537	Évalué par :	Sac 24(1) backpack carry
5014	56071	DON-NATURE		2019-12-31	85,00 \$	85,00 \$	54538	Évalué par :	Chemise de pêche à manches longues pour homme
5014	56072	DON-NATURE	24(1)	2019-12-31	95,00 \$	95,00 \$	54539	Évalué par :	Blouson et veste de pêche pour homme
5014	56073	DON-NATURE		2019-12-31	154,99 \$	154,99 \$	54540	Évalué par :	Veste Tactical Superfleece pour homme
5014	56074	DON-NATURE		2019-12-31	589,95 \$	589,95 \$	54541	Évalué par : Latulippe	Canne à moucher Legend 24(1)
5014	56075	DON-NATURE		2019-12-31	425,00 \$	425,00 \$	54542	Évalué par : JVM inventaire	5 sacs 24(1) Tour Team 6R Combi
5014	56076	DON-NATURE		2019-12-31	767,00 \$	767,00 \$	54543	Évalué par : Prix des billets	2 Billets de hockey 24(1)
5014	56077	DON-NATURE		2019-12-31	399,95 \$	399,95 \$	54544	Évalué par : AudioAid	Système TV set 800
5014	56078	DON-NATURE		2019-12-31	397,00 \$	397,00 \$	54545	Évalué par : Prix sur les billets	2 billets hockey
5014	56079	DON-NATURE		2019-12-31	319,99 \$	319,99 \$	54546	Évalué par : 24(1)	Bâton de ockey 24(1)
5014	56080	DON-NATURE		2019-12-31	1 275,00 \$	1 275,00 \$	54547	Évalué par : Tour des voyageurs	5 nuits - hébergement au
5014	56081	DON-NATURE	19(1)	2019-12-31	139,99 \$	139,99 \$	54548	Évalué par :	Sac de voyage
5014	56082	DON-NATURE		2019-12-31	87,25 \$	87,25 \$	54549	Évalué par :	Bouteille de vin
5014	56083	DON-NATURE		2019-12-31	102,50 \$	102,50 \$	54550	Évalué par : 24(1)	Bouteille de champagne 24(1)
5014	56084	DON-NATURE		2019-12-31	539,99 \$	539,99 \$	54551	Évalué par : Skis & Bikes	Sac à ski 4 paires
5014	56085	DON-NATURE		2019-12-31	79,98 \$	79,98 \$	54552	Évalué par : Notice Reckless	2 Rider 24(1)
5147	57304	DON-NATURE		2019-12-31	1 059,99 \$	1 059,99 \$	54620	Évalué par : 24(1)	Hero Athlete FIS SL long 157cm

59 228,45 \$ 59 228,91 \$

COPY / PUBLISHED A-2021-129

000164

www.mtl.ca

**CORPORATION SPORTS-QUÉBEC****RÉSULTATS CONSOLIDÉS****POUR L'EXERCICE TERMINÉ LE 31 DÉCEMBRE 2019**

	2019 \$	2018 \$
<b>PRODUITS</b>		
Dons admissibles - Placements Sports	1 706 212	1 832 621
Dons - Fonds Sports Québec	1 975 109	1 522 415
Opérations	974 584	852 072
Commandites	667 250	756 750
Subvention MÉES - Programme des Jeux du Québec (note 10)	750 000	716 250
Subvention MÉES - Programme de soutien aux organismes provinciaux multisports (note 10)	405 000	404 993
Subventions - sources diverses	157 878	156 736
Fondation des Jeux du Québec	75 000	-
Bourses	65 400	83 755
Autres dons	25 750	19 500
Intérêts	15 098	6 380
Ventes GPS Sports en ligne Inc.	194 141	353 000
	<u>7 011 422</u>	<u>6 704 472</u>
<b>CHARGES</b>		
Dons Fonds Sports Québec redistribués	1 975 109	1 519 189
Dons admissibles - Placements Sports	1 706 212	1 832 621
Salaires et charges sociales	1 168 389	1 169 526
Ristournes - Commandites, subventions et autres	801 314	661 076
Services professionnels et administratifs	287 257	168 202
Fournitures et approvisionnement	506 307	300 439
Promotion et diffusion	235 937	251 105
Remboursements - Structure politique et personnel	118 713	133 765
Bourses redistribuées	63 019	79 843
Téléphonie et correspondance	53 231	34 651
Frais - titulaires PNCE	29 372	32 327
Dépenses d'application du site web (logiciel Jeux du Québec)	26 513	27 409
Sportcom	23 062	15 000
Location d'équipements	16 006	17 866
Amortissement des immobilisations corporelles	11 290	8 172
Frais de banque et financiers	8 811	5 581
Divers	10 011	21 666
Mauvaises créances	3 042	79 168
Dépenses GPS Sports en ligne inc. (Annexe A)	192 162	348 124
	<u>7 235 757</u>	<u>6 705 730</u>
<b>INSUFFISANCE DES PRODUITS SUR LES CHARGES AVANT LES POSTES SUIVANTS</b>	<b>(224 335)</b>	<b>(1 258)</b>
Transport des Jeux (note 12)	127 627	37 511
Fonds des Jeux (note 13)	<u>273 995</u>	<u>299 060</u>
<b>EXCÉDENT DES PRODUITS SUR LES CHARGES</b>	<b><u>177 287</u></b>	<b><u>335 313</u></b>

## Cross-Country Ski de Fond Canada

### Statement of Operations

Year ended March 31,	2018	2017
<b>Revenues</b>		
Government and OTP contributions	\$ 2,702,375	\$ 2,209,009
Membership and other fees	1,108,954	907,716
Commercial sponsors	658,677	855,027
Donations in kind (Note 10)	369,500	381,272
Division and training center directed donations	266,778	221,227
National Winter Sports Association	150,000	150,000
Fundraising projects	83,780	62,333
COC and CAC support	72,447	88,823
Sale of supplies	42,421	49,418
Miscellaneous	21,281	25,312
World Cup Finals 2017 (Note 11)	6,000	25,000
Ski Tour Canada 2016 excess event proceeds	-	109,324
	<u>5,482,213</u>	<u>5,084,461</u>
<b>Expenses</b>		
Able-bodied high performance program	2,428,279	2,097,694
Para-nordic high performance program	1,177,494	946,430
Administration	580,353	628,414
Athlete development	430,526	416,097
Promotion and marketing	304,909	355,844
Events	175,532	183,893
Coaching development	164,184	218,911
High performance development	97,343	103,858
Membership support	65,559	101,107
Media relations	22,949	35,409
Women's program	8,827	7,171
Interest on loans payable	63	813
	<u>5,456,018</u>	<u>5,095,641</u>
<b>Excess (deficiency) of revenues over expenses before other income</b>	<u>26,195</u>	<u>(11,180)</u>
<b>Other income (losses)</b>		
Interest income	294	1,434
Loss on restricted investments	-	(108)
<b>Excess (deficiency) of revenues over expenses</b>	<u>\$ 26,489</u>	<u>\$ (9,854)</u>

000166

See accompanying notes to the financial statements

## Cross-Country Ski de Fond Canada

### Notes to Financial Statements

March 31, 2018

#### 9. Deferred contributions

Deferred contributions represent grants from the Canadian Olympic Committee to subsidize programs to be undertaken by the association. Such grants are offset against expenses of the relevant programs as expenses are incurred.

	2018	2017
Balance, beginning of the year	\$ 114,757	\$ -
Restricted contributions received	104,000	354,500
Utilized, during the year	(114,757)	(239,743)
Balance, end of the year	\$ 104,000	\$ 114,757

#### 10. Donated materials and services

During the year, \$369,500 (2017 - \$381,272) in materials and services were received as donations in kind from various sponsors and contributors. Of this amount, \$365,500 (2017 - \$377,327) is included in the National Ski Team expense and \$4,000 (2017 - \$3,945) is included in administration expense.

#### 11. World Cup Finals 2017

These financial statements do not include the assets, liabilities, revenues or expenditures related to FIS Cross Country World Cup Finals 2017 (the "Event") for which the Association acted as an agent. The Event took place from March 17 to 19, 2017 in Quebec City. The revenues and expenses for the Event were primarily the responsibility of Quebec Winter Events Corporation and Gestev who engaged the Association for the purpose of receiving contributions to hold in trust for the event. The cash contributions for the year that the Association facilitated on behalf of the organizing committee are as follows:

	2018	2017
Cash balance, beginning of year	\$ 363,431	\$ -
Contributions received	273,494	363,431
Expenditures paid	(636,925)	-
Cash balance, end of the year	\$ -	\$ 363,431

In 2017, the Association received a \$25,000 cost recovery fee for National Team preparation and participation. In 2018, the Association received a \$6,000 benefit due to the difference in foreign exchange from the timing difference between receipt and payment of the contributions.

000167

## Cross-Country Ski de Fond Canada

### Statement of Operations

Year ended March 31,	2019	2018
<b>Revenues</b>		
Government and OTP contributions	\$ 2,558,750	\$ 2,702,375
Membership and other fees	1,244,362	1,108,954
Commercial sponsors	524,038	658,677
Donations in kind (Note 9)	341,350	369,500
Division and training center directed donations	191,560	266,778
National Winter Sports Association	151,500	150,000
Sale of supplies	97,114	42,421
Fundraising projects	75,008	83,780
COC and CAC support	66,107	72,447
Miscellaneous	16,816	21,281
World Cup and World Championships (Note 10)	10,000	6,000
	<u>5,276,605</u>	<u>5,482,213</u>
<b>Expenses</b>		
Able-bodied high performance program	1,994,766	2,428,279
Para-nordic high performance program	1,324,196	1,177,494
Administration	569,465	580,353
Athlete development	446,333	430,526
Promotion and marketing	217,116	304,909
Events	215,022	175,532
Coaching development	169,205	164,184
High performance development	100,590	97,343
Membership support	75,675	65,559
Media relations	24,296	22,949
Women's program	8,704	8,827
Interest on loans payable	-	63
	<u>5,145,368</u>	<u>5,456,018</u>
<b>Excess of revenues over expenses before other income</b>	<u>131,237</u>	<u>26,195</u>
<b>Other income (losses)</b>		
Interest income	-	294
Loss on restricted investments	(1,368)	-
<b>Excess (deficiency) of revenues over expenses</b>	<u>\$ 129,869</u>	<u>\$ 26,489</u>

000168

## Cross-Country Ski de Fond Canada

### Notes to Financial Statements

March 31, 2019

#### 7. Deferred capital contributions

Deferred capital contributions represent donations directed for the purchase of specific capital equipment. These donations are amortized into revenues on the same basis as the cost of the associated capital equipment is amortized into expenses. The changes in the deferred capital contributions balance for the year are as follows:

	<u>2019</u>		<u>2018</u>
Balance, beginning of the year	\$ 63,509	\$	81,119
Amount to amortize to revenue	(13,672)		(17,610)
Balance, end of the year	<u>\$ 49,837</u>	<u>\$</u>	<u>63,509</u>

#### 8. Deferred contributions

Deferred contributions represent grants from the Canadian Olympic Committee to subsidize programs to be undertaken by the Organization. Such grants are offset against expenses of the relevant programs as expenses are incurred.

	<u>2019</u>		<u>2018</u>
Balance, beginning of the year	\$ 104,000	\$	114,757
Restricted contributions received	69,680		104,000
Utilized, during the year	(30,559)		(114,757)
Balance, end of the year	<u>\$ 138,441</u>	<u>\$</u>	<u>104,000</u>

#### 9. Donated materials and services

During the year, \$341,350 (2018 - \$369,500) in materials and services were received as donations in kind from various sponsors and contributors. Of this amount, \$337,350 (2018 - \$365,500) is included in the high performance programs expense and \$4,000 (2018 - \$4,000) is included in administration expense.

000169



## Diving Plongeon Canada Statement of Operations

**For the year ended August 31**

**2018**

**2017**

**Revenue**

Sport Canada	\$ 4,041,705	\$ 3,664,162
Canadian Sport Institutes	-	37,917
Canada Cup	519,964	446,054
Clinic fees	-	8,250
Coaching Association of Canada	6,000	6,291
Diving World Series	713,072	722,344
Donations	86,568	92,852
Events	63,558	62,426
FINA	205,260	192,428
Insurance premiums	33,999	35,537
International team fees	11,100	19,626
Membership fees	24,359	24,828
Pan Am Juniors	240,578	-
Sales	1,228	1,615
Sponsorships	69,465	88,573
Training Camp Management	102,528	83,720
Toronto Diving Academy	300,717	-
Miscellaneous	242,470	108,736
	6,662,571	5,595,359

**Expenses**

Amortization of tangible capital assets	18,410	55,351
Athletes (Schedule 1)	1,638,188	1,698,114
Coaches (Schedule 2)	764,103	533,445
Events/competitions (Schedule 3)	1,599,966	1,181,809
Clubs/sections (Schedule 4)	832,645	767,938
Officials (Schedule 5)	196,047	178,765
Planning and Management (Schedule 6)	1,169,487	1,165,838
Toronto Diving Academy	250,225	-
	6,469,071	5,581,260

**Excess of revenue over expenses for the year**

**\$ 193,500**

**\$ 14,099**

000170

## Diving Plongeon Canada Statement of Operations

For the year ended August 31

2019

2018

### Revenue

Sport Canada	\$ 4,105,180	\$ 4,041,705
Canadian Sport Institutes	180	-
Canada Cup	581,011	519,964
Coaching Association of Canada	3,000	6,000
Diving World Series	813,989	713,072
Donations	66,670	86,568
Events	63,256	63,558
FINA	425,239	205,260
Gain on disposal of tangible capital asset	26,000	-
Insurance premiums	31,921	33,999
International team fees	9,050	11,100
Membership fees	24,130	24,359
Pan Am Juniors	10,000	240,578
Sales	773	1,228
Sponsorships	109,255	69,465
Training Camp Management	80,544	102,528
Toronto Diving Academy	332,329	300,717
Miscellaneous	250,360	242,470
	<b>6,932,887</b>	<b>6,662,571</b>

### Expenses

Amortization of tangible capital assets	14,490	18,410
Athletes (Schedule 1)	1,877,639	1,638,188
Coaches (Schedule 2)	924,543	879,407
Events/competitions (Schedule 3)	1,565,743	1,599,966
Clubs/sections (Schedule 4)	754,245	832,645
Officials (Schedule 5)	211,119	196,047
Planning and Management (Schedule 6)	1,082,254	1,054,183
Toronto Diving Academy	312,615	250,225
	<b>6,742,648</b>	<b>6,469,071</b>

**Excess of revenue over expenses for the year**

**\$ 190,239**

**\$ 193,500**

000171

CH 191640830207



Protected B when completed

### Registered Canadian Amateur Athletic Association Information Return

#### Identification

Name of association <b>Dominion of Canada Rifle Association</b>	
Address <b>45 Shirley Boulevard</b>	
City <b>Nepean</b>	
Province or territory <b>Ontario</b>	Postal code <b>K2K2W6</b>

Return for fiscal period ending 2 0 1 8   1 0 3 1 Year Month Day
Is this the first return filed by this association? Yes <input type="checkbox"/> No <input checked="" type="checkbox"/>
If "no," has the fiscal period changed from the last return filed? Yes <input checked="" type="checkbox"/> No <input type="checkbox"/>
Is this the final return to be filed by this association? Yes <input type="checkbox"/> No <input checked="" type="checkbox"/>
If "yes," please attach an explanation.
File number <b>495606</b>
BN/Registration number <b>132147000 R R 0001</b>

Is the address above the same mailing address as last year? Yes  No

If no, is the address above the new mailing address? Yes  No

#### Instructions

- Complete the Identification area.
- Complete the boxes (above right) to indicate the end of the association's fiscal period.
- Attach FINANCIAL STATEMENTS for the fiscal period covered by this return. These should include a statement of revenue and expenditures for the fiscal period and a statement of assets and liabilities as of the end of the fiscal period. The statements should indicate the different sources of revenue in sufficient detail to show how funds were spent or invested.
- Attach a list of the names, addresses, and occupations or lines of business of the association's current directors.
- Attach a list of the names and the official positions of the people who are authorized to issue official receipts for the association.
- Attach a note that fully explains what replacement procedure is followed in the event of lost or spoiled receipts.
- Within six months from the end of the fiscal period of the association, mail or deliver a completed return and all required documents to:

Charities Directorate  
Canada Revenue Agency  
Ottawa ON K1A 0L5

613-957-8925

Form authorized by the Minister of National Revenue.

Charities Directorate  
Direction des Organismes des Bienfaisance

24(1)

**RECEIVED - REÇU**



	TOTAL
6028 Member/Affiliation Dues	506.14
6030 Office Expense	11,423.05
6035 Property Taxes	2,320.90
6036 Donations/Gifts/Honoraria	1,846.27
6038 Grants & Donations	1,800.00
6040 Team Support	4,375.00
6060 Travel	17,063.82
<b>Total 6000 General Administration</b>	<b>100,373.66</b>
6001 Amortization	1,533.31
6100 Meetings	
6102 AGM	3,292.34
6104 Executive Meetings	6,874.65
<b>Total 6100 Meetings</b>	<b>10,166.99</b>
6150 Building	
6151 Building Costs	11,270.50
6152 Building Insurance	1,551.19
<b>Total 6150 Building</b>	<b>12,821.69</b>
6200 Competitions	
6202 CFRC	7,423.33
Entertainment	17,955.69
Prizes	18,751.62
Rental Equipment	18,564.35
Room & Board (Staff)	29,807.86
Staffing	390.00
Targets & Supplies	6,938.82
<b>Total 6202 CFRC</b>	<b>99,831.67</b>
6204 Black Powder	
Entertainment	122.56
Prizes	534.25
Staffing	2,940.00
Targets & Supplies	81.68
<b>Total 6204 Black Powder</b>	<b>3,678.49</b>
6206 FCNC	
Prizes	2,251.40
Staffing	6,552.00
Targets & Supplies	247.73
<b>Total 6206 FCNC</b>	<b>9,051.13</b>
6208 NSCC	
Entertainment	45.72
Prizes	2,957.51
Rental Equipment	228.06
Staffing	10,199.28
Targets & Supplies	2,653.06
<b>Total 6208 NSCC</b>	<b>16,083.63</b>
6210 CAFSAC	11,752.29
6212 Postal Program	75.00
Prizes	583.39
<b>Total 6212 Postal Program</b>	<b>658.39</b>
<b>Total 6200 Competitions</b>	<b>141,055.60</b>
6207 America Match.	2,016.00
6600 Payroll Expenses	
6601 Office Staff Wages	2,000.00

DISCLOSED  
PURSUANT TO  
COPY /  
THE ATIA  
A-2021-129156

000173

25-08-2018  
25-08-2018  
29-08-2018  
17-10-2018

19(1)

Total for 2019 NZ U25 Team

Total for Trust Funds

Memorial Fund

06-05-2018  
06-05-2018  
19-06-2018

Total for Donations

Memorial Fund

24-11-2017  
07-12-2017  
13-02-2018  
19-04-2018  
19-04-2018  
23-04-2018  
26-04-2018  
02-05-2018  
11-05-2018  
31-05-2018  
01-06-2018  
30-07-2018

Total for Donations

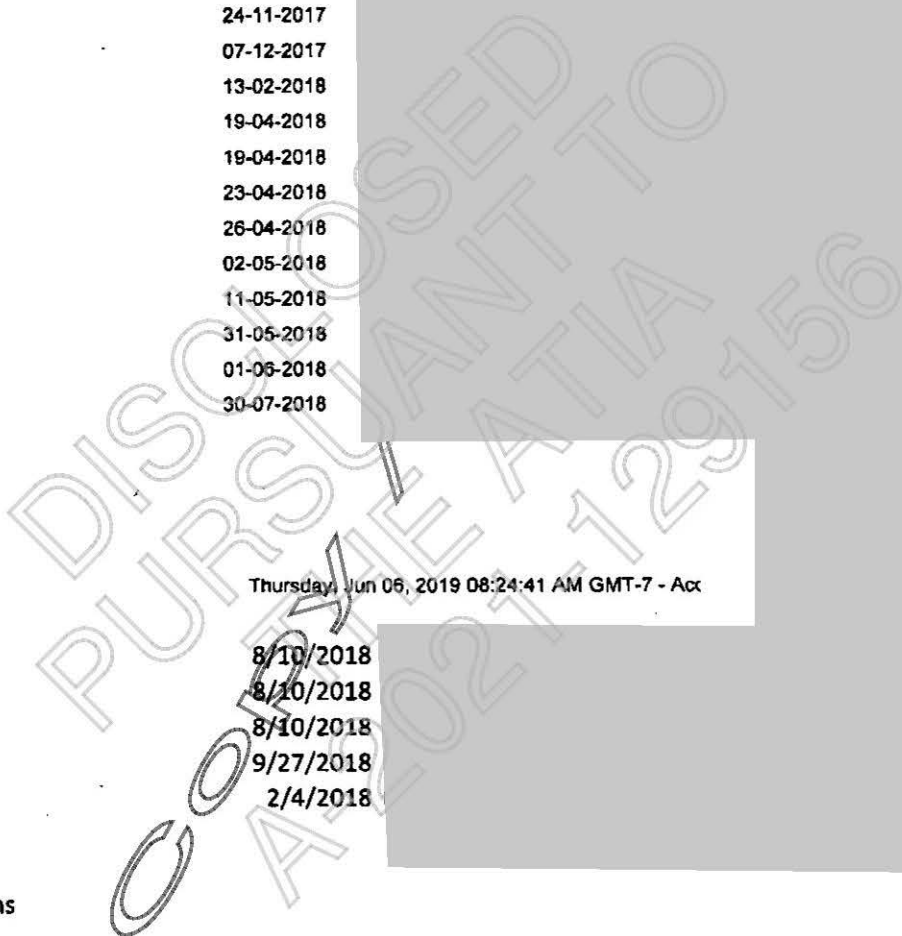
TOTAL

Thursday, Jun 06, 2019 08:24:41 AM GMT-7 - Acc

Donations in Kind

8/10/2018  
8/10/2018  
8/10/2018  
9/27/2018  
2/4/2018

TOTAL of All Donations



## Association

<u>Memo/Description</u>	<u>Amount</u>
Donation - Wind Club Fund	\$100.00
Donation	\$100.00
Donation	\$100.00
Donation	\$200.00
Donation	\$100.00
Donation	\$100.00
Donation - Wind Club Fund	\$100.00
Donation to Wind Club Fund	\$100.00
	<u>\$900.00</u>
Donation - Millennium Fund	\$100.00
	<u>\$100.00</u>
DCRA 50 Club	\$78.00
DCRA 50 Club	\$81.00
For two persons	\$176.00
	<u>\$335.00</u>
Life Governors' U25 Fund	\$200.00
	<u>\$200.00</u>
	<u>\$1,535.00</u>
Donation - MS Pavillon Furnishings	\$4,000.00
	<u>\$4,000.00</u>
2019 NZ U25 Team - Donation	\$150.00
2019 NZ U25 Team - Donation	\$100.00
2019 NZ U25 Team - Donation	\$500.00
2019 NZ U25 Team - Donation	\$500.00
2019 NZ U25 Team - Donation	\$600.00
2019 NZ U25 Team - Donation	\$100.00
2019 NZ U25 Team	\$500.00
Donation	\$800.00
Donation	\$500.00
Don Hall donation to NZ U25 Team	\$130.00
2019 NZ U25 Team - Donation	\$1,500.00
2019 NZ U25 Team - Donation	\$500.00
Donation (re: Blanca Fung)	\$50.00

000175

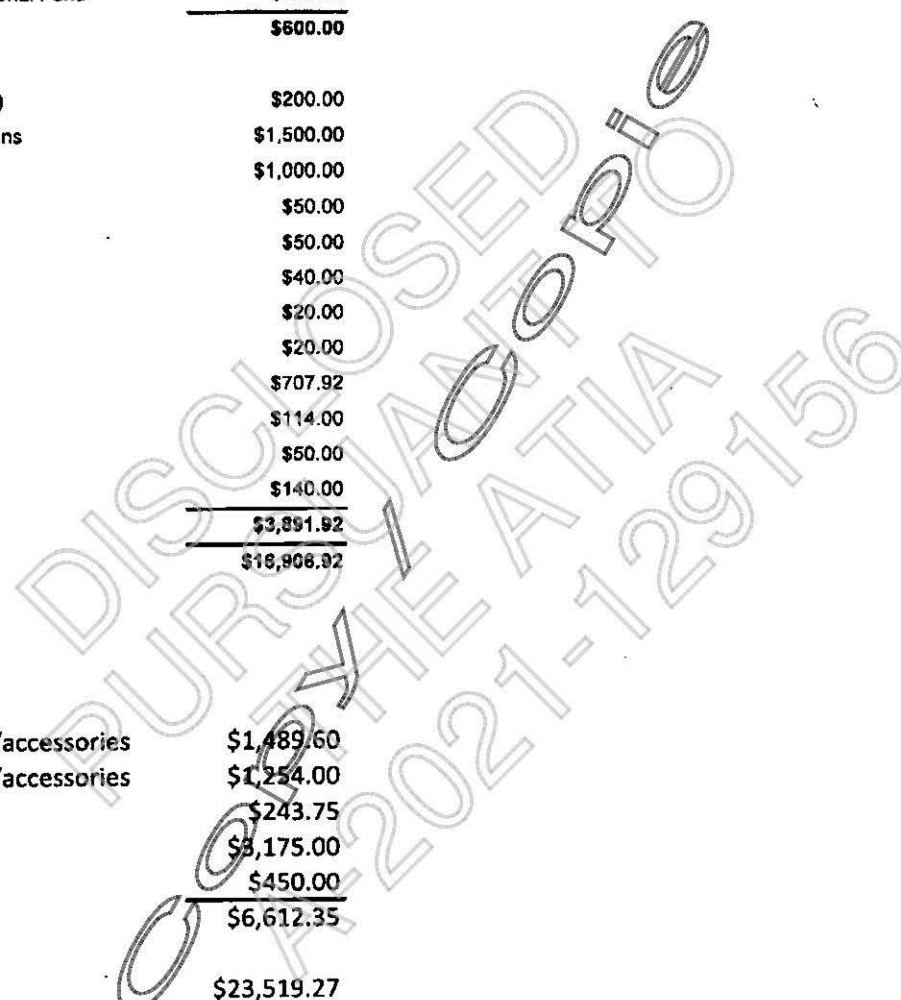
Donation	\$500.00
Donation	\$200.00
Donation	\$350.00
Donation	\$100.00
	<u>\$6,880.00</u>
	<u>\$10,880.00</u>

2333	Memorial Fund	\$100.00
2333	19(1) Memorial Fund	\$250.00
2333	Memorial Fund	\$250.00
		<u>\$600.00</u>

Donation (Team Headsets)	\$200.00
Donation - DCRA Operations	\$1,500.00
Donation	\$1,000.00
Donation	\$50.00
Donation	\$50.00
Donation	\$40.00
Donation	\$20.00
Donation	\$20.00
Donation	\$707.92
Donation	\$114.00
Donation	\$50.00
Donation	\$140.00
	<u>\$3,891.92</u>
	<u>\$18,908.92</u>

Annual Basis

Shooting equipment/accessories	\$1,489.60
Shooting equipment/accessories	\$1,254.00
Bullets	\$243.75
Firearms/scope	\$3,175.00
Rifle Barrell	\$450.00
	<u>\$6,612.35</u>
	\$23,519.27



**Dominion of Canada Rifle Association  
Transaction Report  
November 2018 - October 2019**

	Date	Name	Amount
<b>Committed Funds</b>			
	28-03-2019	19(1)	79.00
<b>Total for DCRA 50 Fund</b>			<u>\$ 79.00</u>
	07-05-2019		1,000.00
<b>Total for Life Governors' U25 Fund</b>			<u>\$ 1,000.00</u>
	24-11-2018		500.00
<b>Total for 2019 Palma</b>			<u>\$ 500.00</u>
	08-05-2019		500.00
<b>Total for 2021 FCWC Team Canada</b>			<u>\$ 500.00</u>
	08-11-2018	24(1)	1,000.00
	24-11-2018		200.00
<b>Total for 2019 NZ U25 Team</b>			<u>\$ 1,200.00</u>
	12-11-2018		250.00
	07-01-2019		1,000.00
	18-02-2019		1,000.00
	10-06-2019		250.00
	17-06-2019		200.00
	23-07-2019		400.00
<b>Total for 2019 Bisley</b>			<u>\$ 3,100.00</u>
<b>Donations</b>			
	29-03-2019		500.00
	31-03-2019		50.00
	05-04-2019		39.00
	22-04-2019		50.00
	07-05-2019		500.00
	26-05-2019		15.00
	03-06-2019		60.00
	10-06-2019		250.00
	10-07-2019		20.00
	10-07-2019		20.00
	10-07-2019		20.00
	12-07-2019		100.00
	23-07-2019		25.00
	07-08-2019		50.00
	12-08-2019		50.00
	18-09-2019		100.00
	18-09-2019		50.00
	18-09-2019		100.00
	18-09-2019		100.00
	18-09-2019		50.00
	16-10-2019		200.00
<b>Total for Donations</b>			<u>\$ 2,349.00</u>
<b>TOTAL</b>			<u>\$ 8,728.00</u>



# EQUINE CANADA

(OPERATING AS EQUESTRIAN CANADA)

Statement of Operations

Year ended March 31, 2019, with comparative information for 2018

	2019	2018
Revenue:		
Sport licence fees	\$ 2,290,619	\$ 2,265,745
Government funding	1,439,500	1,475,809
Competition levies and fees	914,086	867,227
Membership	853,293	419,051
Equine medication control	476,203	481,108
Discipline – donations, fundraising and sponsorship	264,266	160,639
Discipline – general revenue	205,528	140,128
Product sales	116,081	78,078
Interest, rebates and other revenue	65,155	63,908
Corporate donations	47,452	58,395
Realized gain (loss) on foreign exchange	(39,150)	1,222
	6,633,033	6,011,310
Expenses:		
Salaries and benefits	2,420,766	2,125,919
Discipline	1,651,476	1,099,803
Meetings and travel	855,827	771,728
Office and general	348,806	375,145
Equine medication control	330,593	293,999
Communications	234,974	231,293
Cost of goods sold	169,224	180,860
Rent	168,738	165,597
Professional fees	155,489	176,908
Information technology	95,686	139,278
Amortization of tangible capital assets	77,705	119,569
Events	29,011	127,090
Marketing	25,032	32,759
	6,563,327	5,839,948
Excess of revenue over expenses before the undernoted	69,706	171,362
Other income (expenses):		
Unrealized gain (loss) on foreign exchange	124	(6,501)
Loss on disposal of tangible capital assets	–	(150,958)
Inventory write-down	(120,304)	–
	(120,180)	(157,459)
Excess (deficiency) of revenue over expenses	\$ (50,474)	\$ 13,903

See accompanying notes to financial statements.


000178

05/09/18  
Accrual Basis

Federation of Canadian Archers  
Profit & Loss Budget vs. Actual  
April 2017 through March 2018

	Apr '17 - Mar 18	Budget	\$ Over Budget
<b>Ordinary Income/Expense</b>			
<b>Income</b>			
41 · Sport Canada Core Support			
4102 · Core Support - Able Bodied	264,500.00	264,500.00	0.00
4104 · Core Support - Para	82,500.00	82,500.00	0.00
4106 · Official Languages	13,000.00	13,000.00	0.00
41 · Sport Canada Core Support - Other	0.00	0.00	0.00
<b>Total 41 · Sport Canada Core Support</b>	<b>360,000.00</b>	<b>360,000.00</b>	<b>0.00</b>
42 · Programming			
4202 · Own the Podium	140,000.00	0.00	140,000.00
4204 · Athlete Levies	14,500.00	0.00	14,500.00
4206 · TOP Registrations	22,040.82	0.00	22,040.82
4208 · Canadian Olympic Committee			
420801 · NSF EI - Risk Management Projec	0.00	0.00	0.00
420802 · NSF EI - Board Development	12,800.00	0.00	12,800.00
420803 · NSF EI - Records Management	0.00	0.00	0.00
420806 · Olympic Solidarity	14,983.29	0.00	14,983.29
<b>Total 4208 · Canadian Olympic Committee</b>	<b>27,783.29</b>	<b>0.00</b>	<b>27,783.29</b>
<b>Total 42 · Programming</b>	<b>204,324.11</b>	<b>0.00</b>	<b>204,324.11</b>
43 · Membership	238,794.25	0.00	238,794.25
44 · Tournament Registrations			
4402 · Hosting Fees	3,354.00	1,500.00	1,854.00
4404 · Calendar Registrations	21,678.26	15,000.00	6,678.26
4406 · Participant Registrations	0.00	0.00	0.00
<b>Total 44 · Tournament Registrations</b>	<b>25,032.26</b>	<b>16,500.00</b>	<b>8,532.26</b>
46 · Coaching			
4602 · CAC Funding	7,687.36	4,300.00	3,387.36
4604 · NCCP Clinic Fees	4,200.00	3,500.00	700.00
<b>Total 46 · Coaching</b>	<b>11,887.36</b>	<b>7,800.00</b>	<b>4,087.36</b>
47 · General Revenue			
4702 · Donations	2,637.25	2,500.00	137.25
4704 · Interest on Investments	350.38	0.00	350.38
4706 · Product Sales	4,938.80	3,500.00	1,438.80
4708 · Misc. Revenue	1,248.08	0.00	1,248.08
4710 · Summer Student Grants	0.00	0.00	0.00
<b>Total 47 · General Revenue</b>	<b>9,174.51</b>	<b>6,000.00</b>	<b>3,174.51</b>
<b>Total Income</b>	<b>849,212.49</b>	<b>390,300.00</b>	<b>458,912.49</b>

000179



Hockey sur gazon  
Canada

2197 Riverside Drive, Suite 302  
Ottawa, Ontario K1H 7X3

Number:

4431

Registration Number:  
Number d'enregistrement: 12178-1487-880001  
Canada Revenue Agency www.cra.gc.ca/charities

Received from / Reçu de

19(1)

Date donation received:  
Don reçu le:

The sum of / La somme de: 25-Jul-17

Date receipt issued: \$ 10,465.00  
Reçu établi le:

14-Sep-17

Per de 

This is your official receipt for income tax purposes - Thank You.  
Ceci est votre reçu officiel aux fins de l'impôt sur le revenu - Merci.

2251 F10070 29

PRINTED IN CANADA N47111 MCBEE

DISCLOSED  
PURSUANT TO  
COPY / COPIE  
A-2021-129156

000180

**FIELD HOCKEY CANADA**  
**STATEMENTS OF REVENUE AND EXPENDITURES**  
 (Expressed in Canadian Dollars)  
 FOR THE YEARS ENDED MARCH 31

	2018	2017
<b>REVENUE</b>		
Contributions		
Sport Canada	\$ 1,181,200	\$ 1,072,500
Canadian Olympic Committee	80,000	70,000
National team levies		
Men's	165,412	160,109
Women's	92,232	120,240
Domestic program	184,517	172,397
Donations and fundraising	405,425	177,357
Interest	5,328	500
Membership fees	199,236	199,741
Other	1,139	2,771
	<u>2,314,489</u>	<u>1,975,615</u>
<b>EXPENDITURES</b>		
National team		
Men's	799,988	636,522
Women's	769,561	682,866
Administration and facilitation	121,908	103,683
Administration salaries	287,043	265,648
Domestic programs	120,609	74,908
Marketing	21,694	25,715
Meetings and Board	26,844	13,847
Membership expenses	68,324	67,239
Special programs	103,265	107,210
	<u>(2,319,236)</u>	<u>(1,977,638)</u>
<b>EXCESS (DEFICIENCY)</b>		
<b>OF REVENUE OVER EXPENDITURES FOR THE YEAR</b>	<b>\$ (4,747)</b>	<b>\$ (2,023)</b>

The accompanying notes are an integral part of these financial statements.

000181

**FIELD HOCKEY CANADA**  
**STATEMENTS OF REVENUE AND EXPENDITURES**  
 (Expressed in Canadian Dollars)  
 FOR THE YEARS ENDED MARCH 31

	2019	2018
<b>REVENUE</b>		
Contributions		
Sport Canada	\$ 930,000	\$ 1,181,200
Canadian Olympic Committee	129,500	80,000
National team levies		
Men's	246,343	165,412
Women's	155,232	92,232
Domestic program	255,860	184,517
Donations and fundraising	1,011,999	405,425
Interest	1,000	5,328
Membership fees	179,777	199,236
Other	(226)	1,139
	<u>2,909,485</u>	<u>2,314,489</u>
<b>EXPENDITURES</b>		
National team		
Men's	1,110,466	799,988
Women's	994,536	769,561
Administration and facilitation	121,592	109,717
Administration salaries	341,259	287,043
Bad debt expense	7,523	12,191
Domestic programs	86,597	120,609
Marketing	32,162	21,694
Meetings and Board	13,350	26,844
Membership expenses	96,161	68,324
Special programs	155,686	103,265
	<u>(2,959,332)</u>	<u>(2,319,236)</u>
<b>EXCESS (DEFICIENCY)</b>		
<b>OF REVENUE OVER EXPENDITURES FOR THE YEAR</b>	<u>\$ (49,847)</u>	<u>\$ (4,747)</u>

The accompanying notes are an integral part of these financial statements.

**FONDATION DES AMIS DU TENNIS**

**RÉSULTATS ET SURPLUS  
POUR L'EXERCISE TERMINÉ LE 31 DÉCEMBRE 2018**

	2018-12-31
<b>REVENUS</b>	
Dons et activités	14000
Intérêts	14000
	<hr/>
<b>FRAIS</b>	
Bourses et programmes	32000
Coût d'activités	
Déplacements et représentation	
Fournitures	
Taxes et rapports	
Frais bancaires	74
	<hr/>
	32074
<b>EXCÉDENTS DES REVENUS SUR LES DÉPENSES</b>	-18074
<b>SURPLUS AU DÉBUT</b>	26195
<b>SURPLUS À LA FIN</b>	<hr/> <hr/> 8121

000183

**FONDATION DES AMIS DU TENNIS**

**RÉSULTATS ET SURPLUS  
POUR L'EXERCICE TERMINÉ LE 31 DÉCEMBRE 2019**

	2019-12-31
<b>REVENUS</b>	
Dons et activités	42250
Intérêts	_____
	42250
<b>FRAIS</b>	
Bourses et programmes	45250
Coût d'activités	
Déplacements et représentation	
Fournitures	
Taxes et rapports	
Frais bancaires	_____
	75
	45325
<b>EXCÉDENTS DES REVENUS SUR LES DÉPENSES</b>	-3075
<b>SURPLUS AU DÉBUT</b>	8121
<b>SURPLUS À LA FIN</b>	_____
	5046

000184

# Golf Canada Foundation

## Statement of Revenue and Expenses

Year ended October 31

Revenues	2018 Revenue	2018 Expenses	2018 Net	2017 Revenue	2017 Expenses	2017 Net
<b>Operating Fund (Note 6)</b>						
Scholarships and Grant Contributions	\$ 225,380	\$ -	\$ 225,380	\$ 85,270	\$ -	\$ 85,270
Donations	979,592	6,885	972,707	629,184	2,746	626,438
Fundraising Events	1,063,628	298,941	764,687	847,088	304,530	542,558
Investment Income (Note 4)	1,060	-	1,060	66,110	-	66,110
<b>Endowment Fund (Note 7)</b>						
Investment Income (Note 4)	760	-	760	41,773	-	41,773
	<b>2,270,420</b>	<b>305,826</b>	<b>1,964,594</b>	<b>1,669,425</b>	<b>307,276</b>	<b>1,362,149</b>
<b>Expenses</b>						
<b>Operating Fund (Note 6)</b>						
Grants (Note 1)	-	1,240,918	(1,240,918)	-	796,980	(796,980)
Scholarships (Note 1)	-	42,500	(42,500)	-	47,500	(47,500)
Fundraising and Promotion	-	43,844	(43,844)	-	34,390	(34,390)
Office and Administration	-	369,878	(369,878)	-	295,087	(295,087)
Professional Fees	-	32,517	(32,517)	-	32,850	(32,850)
Commodity Taxes (Net of PSB Rebates)	-	11,968	(11,968)	-	8,859	(8,859)
<b>Endowment Fund (Note 7)</b>						
Scholarships (Note 1)	-	25,500	(25,500)	-	13,500	(13,500)
Administrative Fees	-	7,800	(7,800)	-	7,600	(7,600)
	-	<b>1,774,925</b>	<b>(1,774,925)</b>	-	<b>1,236,766</b>	<b>(1,236,766)</b>
<b>Excess of Revenues over Expenses</b>	<b>\$ 2,270,420</b>	<b>\$ 2,080,751</b>	<b>\$ 189,669</b>	<b>\$ 1,669,425</b>	<b>\$ 1,544,042</b>	<b>\$ 125,383</b>
<b>Total Operating Fund</b>	<b>\$ 2,269,660</b>	<b>\$ 2,047,451</b>	<b>\$ 222,209</b>	<b>\$ 1,627,652</b>	<b>\$ 1,522,941</b>	<b>\$ 104,711</b>
<b>Total Endowment Fund</b>	<b>760</b>	<b>33,300</b>	<b>(32,540)</b>	<b>41,773</b>	<b>21,100</b>	<b>20,673</b>
<b>Excess of Revenues over Expenses</b>	<b>\$ 2,270,420</b>	<b>\$ 2,080,751</b>	<b>\$ 189,669</b>	<b>\$ 1,669,425</b>	<b>\$ 1,544,042</b>	<b>\$ 125,383</b>

(See accompanying notes to financial statements)

000185



# Golf Canada Foundation

## Statement of Revenue and Expenses

Year ended October 31

Revenues	2019 Revenue	2019 Expenses	2019 Net	2018 Revenue	2018 Expenses	2018 Net
<b>Operating Fund (Note 6)</b>						
Scholarships and Grant Contributions	\$ 217,378	\$ -	\$ 217,378	\$ 225,380	\$ -	\$ 225,380
Donations	1,068,558	16,276	1,052,282	979,592	6,885	972,707
Fundraising Events	1,256,222	343,555	912,667	1,063,628	298,941	764,687
Investment Income (Note 4)	75,133	-	75,133	1,060	-	1,060
<b>Endowment Fund (Note 7)</b>						
Investment Income (Note 4)	51,451	-	51,451	760	-	760
	<b>2,668,742</b>	<b>359,831</b>	<b>2,308,911</b>	<b>2,270,420</b>	<b>305,826</b>	<b>1,964,594</b>
<b>Expenses</b>						
<b>Operating Fund (Note 6)</b>						
Grants (Note 1)	-	1,504,653	(1,504,653)	-	1,240,918	(1,240,918)
Scholarships (Note 1)	-	30,414	(30,414)	-	42,500	(42,500)
Fundraising and Promotion	-	34,223	(34,223)	-	43,844	(43,844)
Office and Administration	-	463,207	(463,207)	-	369,878	(369,878)
Professional Fees	-	24,286	(24,286)	-	32,517	(32,517)
Commodity Taxes (Net of PSB Rebates)	-	5,803	(5,803)	-	11,968	(11,968)
<b>Endowment Fund (Note 7)</b>						
Scholarships (Note 1)	-	21,000	(21,000)	-	25,500	(25,500)
Administrative Fees	-	7,400	(7,400)	-	7,800	(7,800)
	-	<b>2,090,986</b>	<b>(2,090,986)</b>	-	<b>1,774,925</b>	<b>(1,774,925)</b>
<b>Excess of Revenues over Expenses</b>	<b>\$ 2,668,742</b>	<b>\$ 2,450,817</b>	<b>\$ 217,925</b>	<b>\$ 2,270,420</b>	<b>\$ 2,080,751</b>	<b>\$ 189,669</b>
<b>Total Operating Fund</b>	<b>\$ 2,617,291</b>	<b>\$ 2,422,417</b>	<b>\$ 194,874</b>	<b>\$ 2,269,660</b>	<b>\$ 2,047,451</b>	<b>\$ 222,209</b>
<b>Total Endowment Fund</b>	<b>51,451</b>	<b>28,400</b>	<b>23,051</b>	<b>760</b>	<b>33,300</b>	<b>(32,540)</b>
<b>Excess of Revenues over Expenses</b>	<b>\$ 2,668,742</b>	<b>\$ 2,450,817</b>	<b>\$ 217,925</b>	<b>\$ 2,270,420</b>	<b>\$ 2,080,751</b>	<b>\$ 189,669</b>

(See accompanying notes to financial statements)

000186



## Statement of Operations

For the year ended June 30

2018

2017

	Operating Fund	Health Benefit Trust	National Equity Fund	Pillars	Total	Total
<b>Revenue</b>						
Funding (Notes 7 and 14)	\$ 7,626,471	\$ -	\$ -	\$ -	\$ 7,626,471	\$ 6,148,146
Marketing (Note 15)	22,171,373	-	-	-	22,171,373	21,771,380
Development (Note 7)	4,153,520	-	-	-	4,153,520	4,869,956
National events and camps (Note 14)	2,651,900	-	-	-	2,651,900	2,385,764
High performance (Note 7)	3,560,521	-	-	-	3,560,521	4,856,802
International event hosting (Note 14)	-	-	-	2,777,500	2,777,500	26,773,983
Investment and interest income	-	206,158	333,005	3,388,175	3,927,338	5,089,788
Administration	110,637	-	-	-	110,637	786,398
Member services	3,226,221	-	-	-	3,226,221	3,348,177
Insurance premiums	-	3,894,044	8,175,414	-	12,069,458	12,289,075
	<b>43,500,643</b>	<b>4,100,202</b>	<b>8,508,419</b>	<b>6,165,675</b>	<b>62,274,939</b>	<b>88,319,469</b>
<b>Expenditures</b>						
Funding	146,848	-	-	-	146,848	232,386
Marketing	2,876,890	-	-	-	2,876,890	4,847,561
Development (Note 7)	4,183,968	-	337,190	-	4,521,158	5,492,315
National events and camps	4,239,297	-	-	-	4,239,297	4,173,991
High performance (Note 7)	16,977,775	-	350,000	-	17,327,775	13,851,700
International event hosting	-	-	-	3,690,227	3,690,227	21,259,946
Administration	16,511,479	594,411	608,849	2,188,501	19,903,240	19,577,029
Custodial fees	-	-	23,368	249,650	273,018	271,523
Member services	1,828,321	-	-	-	1,828,321	2,883,101
Insurance premiums	-	1,888,760	6,110,556	-	7,999,316	7,654,689
Insurance claims	-	1,490,198	66,888	-	1,557,086	1,975,536
	<b>46,764,578</b>	<b>3,973,369</b>	<b>7,496,851</b>	<b>6,128,378</b>	<b>64,363,176</b>	<b>82,219,777</b>
<b>Excess (deficiency) of revenue over expenditures for the year before other item</b>	<b>(3,263,935)</b>	<b>126,833</b>	<b>1,011,568</b>	<b>37,297</b>	<b>(2,088,237)</b>	<b>6,099,692</b>
<b>Other item</b>						
Unrealized gain on market value of investments	65,763	15,866	50,912	256,767	389,308	3,134,410
<b>Excess (deficiency) of revenue over expenditures for the year</b>	<b>\$ (3,198,172)</b>	<b>\$ 142,699</b>	<b>\$ 1,062,480</b>	<b>\$ 294,064</b>	<b>\$ (1,698,929)</b>	<b>\$ 9,234,102</b>

The accompanying notes are an integral part of these financial statements.



Notes to the Financial Statements

June 30, 2018

7. Related Party Transactions and Due From/To Related Parties

Hockey Canada exercises significant influence over the Hockey Canada Foundation and the Hockey Canada Foundation U.S. (the Foundations) by virtue of its sharing of premises and administrative support. The Foundations were established as registered charitable foundations to raise funds for the use of Hockey Canada and other organizations in the country with objectives similar to Hockey Canada.

Transactions with Hockey Canada Foundation and Hockey Canada Foundation U.S are as follows:

	2018	2017
Donations given		
Hockey Canada Foundation	\$ 1,171,554	\$ 965,796

	2018	2017
Grants received		
Hockey Canada Foundation	\$ 522,492	\$ 796,563

These transactions are in the normal course of operations and are measured at the exchange value, which approximates the arms length equivalent value.

	2018	2017
Amounts due to (from) related parties are as follows:		
Hockey Canada Foundation	\$ (1,203,457)	\$ 48,194
Hockey Canada Foundation U.S.	(3,680)	(3,750)
	<u>\$ (1,207,137)</u>	<u>\$ 44,444</u>

The amounts due to (from) related parties are non-interest bearing, unsecured, and have no fixed terms of repayment.

000188



Notes to the Financial Statements

June 30, 2018

14. Funding

The general operating grants received from government funding agencies are recorded in the fiscal year to which they apply. Total funding received during the fiscal year was \$4,190,850 received from the Government of Canada, \$250,000 from the Province of Alberta and \$2,300,000 from the Province of British Columbia (2017 - \$7,299,000).

15. Marketing

Sponsorship revenue includes value in kind of \$1,385,660 (2017 - \$1,330,335) including products and contributed services in exchange for sponsorship rights. These transactions have been measured at the fair value of the contributed products and services.

16. Commitments

The organization has entered into a contract with the IIHF committing to event fees. The contract expires during the 2030/2031 season.

The organization has entered into a software licensing agreement, office equipment agreement and an IT management and support services agreement. The contracts expire between December 2018 and October 2021.

The organization has entered into two rental agreements committing to incur the rental and operating costs relating to the organization's rented premises expiring between April 2023 and October 2031.

The expected outflow of funds relating to the above commitments for the next five years are as follows:

2019	\$ 3,827,092
2020	2,690,542
2021	3,829,222
2022	2,453,022
2023	2,408,342

\$ 15,208,220

000189

**HOCKEY CANADA - 2019 FISCAL TAX RECEIPTS**

Receipt	Name	Description	Eligible Amount	Date of Issue
1905		DCT	\$1,500.00	2018-08-16
1906		DCT	\$200.00	2018-08-16
1907		DCT	\$500.00	2018-08-16
1908		DCT	\$1,600.00	2018-08-16
1909		DCT	\$1,600.00	2018-08-16
1910		DCT	\$500.00	2018-08-16
1911		DCT	\$5,000.00	2018-08-16
1912		DCT	\$200.00	2018-08-16
1913		DCT	\$500.00	2018-08-16
1914		DCT	\$500.00	2018-08-16
1915		DCT	\$1,600.00	2018-08-16
1916		DCT	\$5,000.00	2018-08-16
1917		DCT	\$1,600.00	2018-08-16
1918		DCT	\$1,600.00	2018-08-16
1919			\$0.00	2018-08-16
1920		DCT	\$500.00	2018-08-16
1921		DCT	\$5,000.00	2018-08-16
1922		GALA	\$4,064.00	2018-12-19
1923		TCAA	\$511.00	2018-12-19
1924		TCAA	\$400.00	2018-12-19
1925		TCAA	\$511.00	2018-12-19
1926		TCAA	\$255.50	2018-12-19
1927		WJC19 Ticket Donation	\$591.68	2019-03-01
1928		WJC19 Ticket Donation	\$2,136.09	2019-03-01
1929		WJC19 Ticket Donation	\$72.79	2019-03-01
1930		WJC19 Ticket Donation	\$555.40	2019-03-31
1931		WJC19 Ticket Donation	\$79.50	2019-03-31
1932		WJC19 Ticket Donation	\$275.92	2019-03-01
1933		WJC19 Ticket Donation	\$551.84	2019-03-13
1934		WJC19 Ticket Donation	\$159.00	2019-03-26
1935		WJC19 Ticket Donation	\$79.50	2019-03-31
1936		WJC19 Ticket Donation	\$79.50	2019-03-31
1937		WJC19 Ticket Donation	\$295.84	2019-03-31
1938		WJC19 Ticket Donation	\$1,775.04	2019-05-06
<b>Total issued in Fiscal 2019</b>			<b>\$39,793.60</b>	

000190

Hockey Canada



Statement of Operations

For the year ended June 30

2019 2018

	Operating Fund	Health Benefit Trust	National Equity Fund	Pillars	Total	Total
<b>Revenue</b>						
Funding (Notes 7 and 13)	\$ 7,423,209	\$ -	\$ -	\$ -	\$ 7,423,209	\$ 7,626,471
Marketing (Note 14)	20,760,113	-	-	-	20,760,113	22,171,373
Development (Note 7)	2,661,122	-	-	-	2,661,122	4,153,520
National events and camps (Note 13)	2,355,598	-	-	-	2,355,598	2,651,900
High performance (Note 7)	2,799,202	-	-	-	2,799,202	3,560,521
International event hosting (Note 13 and 14)	-	-	-	36,417,937	36,417,937	2,777,500
Investment and interest income	-	251,711	368,278	3,688,470	4,308,459	3,927,338
Administration	918,918	-	-	-	918,918	110,637
Member services	3,100,981	-	-	-	3,100,981	3,226,221
Grow the game	1,645,751	-	-	-	1,645,751	-
Insurance premiums	-	8,057,724	9,436,167	-	15,493,891	12,069,458
	<b>41,664,894</b>	<b>6,309,435</b>	<b>9,804,445</b>	<b>40,106,407</b>	<b>97,885,181</b>	<b>62,274,939</b>
<b>Expenditures</b>						
Funding	673,793	-	-	-	673,793	146,848
Marketing	2,121,355	-	-	-	2,121,355	2,876,890
Development (Note 7)	2,966,466	-	344,612	-	3,311,078	4,521,158
National events and camps	3,935,286	-	-	-	3,935,286	4,239,297
High performance (Note 7)	11,649,841	-	-	-	11,649,841	17,327,775
International event hosting	-	-	-	23,838,044	23,838,044	3,690,227
Administration	5,929,077	661,028	1,064,059	1,337,182	18,991,346	19,903,240
Custodial fees	-	-	22,164	252,231	274,395	273,018
Member services	3,716,294	-	-	-	3,716,294	1,828,321
Grow the game	1,303,949	-	-	-	1,303,949	-
Member engagement	96,197	-	-	-	96,197	-
Insurance premiums	-	3,840,709	6,056,751	-	9,897,460	7,999,316
Insurance claims	-	1,427,730	73,019	-	1,500,749	1,557,086
	<b>42,392,258</b>	<b>5,929,467</b>	<b>7,560,605</b>	<b>25,427,457</b>	<b>81,309,787</b>	<b>64,363,176</b>
<b>Excess (deficiency) of revenue over expenditures for the year before other item</b>	<b>(727,364)</b>	<b>379,968</b>	<b>2,243,840</b>	<b>14,678,950</b>	<b>16,575,394</b>	<b>(2,088,237)</b>
<b>Other item</b>						
Unrealized gain on market value of investments	119,245	73,708	105,403	1,202,545	1,500,901	389,308
<b>Excess (deficiency) of revenue over expenditures for the year</b>	<b>\$ (608,119)</b>	<b>\$ 453,676</b>	<b>\$ 2,349,243</b>	<b>\$ 15,881,495</b>	<b>\$ 18,076,295</b>	<b>\$ (1,698,929)</b>

The accompanying notes are an integral part of these financial statements.

000191



Notes to the Financial Statements

June 30, 2019

7. Related Party Transactions

Hockey Canada exercises significant influence over the Hockey Canada Foundation and the Hockey Canada Foundation U.S. (the Foundations) by virtue of its sharing of premises and administrative support. The Foundations were established as registered charitable foundations to raise funds for the use of Hockey Canada and other organizations in the country with objectives similar to Hockey Canada.

Transactions with Hockey Canada Foundation and Hockey Canada Foundation U.S are as follows:

	2019	2018
Donations given		
Hockey Canada Foundation	\$ 935,221	\$ 1,171,554

	2019	2018
Grants received		
Hockey Canada Foundation	\$ 709,727	\$ 522,492

These transactions are measured at the exchange value, which approximates the arms length equivalent value.

	2019	2018
Amounts due to (from) related parties are as follows:		
Hockey Canada Foundation	\$ 113,777	\$ (1,203,457)
Hockey Canada Foundation U.S.	1,700	(3,680)
	\$ 115,477	\$ (1,207,137)

The amounts due to (from) related parties are non-interest bearing, unsecured, and have no fixed terms of repayment.

000192



Notes to the Financial Statements

June 30, 2019

**10. Accounts Payable and Accrued Liabilities**

Accounts payable and accrued liabilities include \$nil (2018 - \$260,663) payable to the IIHF denominated in Swiss Francs converted to \$nil (2018 - \$346,212) Canadian. Accounts payable and accrued liabilities also include \$1,020,450 denominated in U.S. dollars and \$182,388 denominated in Euros converted to \$1,335,029 and \$269,424 Canadian respectively.

**11. Deferred Contributions, Operations**

Deferred contributions, operations relate to restricted operating funding received in the current period that is related to expenses that will be incurred in the subsequent period.

Changes in the deferred contributions balance reported in the Operating Fund are as follows:

	2019	2018
Balance, beginning of the year	\$ 2,891,851	\$ 827,766
Contributions received	206,936	2,891,851
Recognized to revenue	3,098,787 (2,891,851)	3,719,617 (827,766)
Balance, end of the year	<u>\$ 206,936</u>	<u>\$ 2,891,851</u>

**12. Interfund Transfers**

During the year, the Board of Directors authorized a transfer of \$1,062,480 (2018 - \$2,651,180) from the Equity Fund to the Pillars Fund.

During the year, the Board of Directors authorized a transfer of \$3,225,688 (2018 - \$4,244,067) from the Pillars Funds to the Operating Fund.

000193

**13. Funding**

The general operating grants received from government funding agencies are recorded in the fiscal year to which they apply. Total funding received during the fiscal year was \$4,147,137 received from the Government of Canada, \$2,250,000 from the Province of Alberta, \$125,000 from the City of Edmonton and \$125,000 from Tourism Edmonton (2018 - \$6,740,850).



# HORSESHOE CANADA

## Comparative Income Statement

	Actual 01/06/2017 to 31/05/2018	Actual 01/06/2016 to 31/05/2017	Percent
<b>REVENUE</b>			
<b>Sales Revenue</b>			
Sales Inventory Game Related It...	2,038.00	442.00	361.09
Affiliation Fees	4,164.00	1,917.00	117.21
Donations - Corporate	200.00	200.00	0.00
Championships - Added Travel	0.00	2,000.00	-100.00
Operating Revenue from Host	6,500.00	9,500.00	-31.58
Championships - Entry fees	13,930.00	11,835.00	17.70
<b>Net Sales</b>	<b>26,832.00</b>	<b>25,894.00</b>	<b>3.62</b>
<b>Other Revenue</b>			
Interest Revenue	79.04	78.10	1.20
<b>Total Other Revenue</b>	<b>79.04</b>	<b>78.10</b>	<b>1.20</b>
<b>TOTAL REVENUE</b>	<b>26,911.04</b>	<b>25,972.10</b>	<b>3.62</b>
<b>EXPENSE</b>			
<b>Cost of Goods Sold</b>			
InventoryGame related items cost	1,580.36	194.86	711.02
<b>Total Cost of Goods Sold</b>	<b>1,580.36</b>	<b>194.86</b>	<b>711.02</b>
<b>General &amp; Administrative Expe...</b>			
Accounting & Legal	200.00	220.00	-9.09
Business Fees & Licenses	20.00	0.00	0.00
Courier & Postage	0.00	35.33	-100.00
Championships - Refunds	140.00	560.00	-75.00
Championships - Scorekeepers/J...	3,820.00	2,650.00	44.15
Directors - Honorariums	1,400.00	1,400.00	0.00
Interest & Bank Charges	150.95	125.86	19.93
Office Supplies	28.69	1,662.41	-98.27
Tournament Supplies	100.00	234.36	-57.33
Awards	139.60	168.47	-17.14
Championships - Awards and tra...	16,065.00	15,457.90	3.93
Travel Directors	2,170.20	1,134.20	91.34
Web site	551.88	275.94	100.00
<b>Total General &amp; Admin. Expen...</b>	<b>24,786.32</b>	<b>23,924.47</b>	<b>3.60</b>
<b>TOTAL EXPENSE</b>	<b>26,366.68</b>	<b>24,119.33</b>	<b>9.32</b>
<b>NET INCOME</b>	<b>544.36</b>	<b>1,852.77</b>	<b>-70.62</b>

000194

# HORSESHOE CANADA

## Comparative Income Statement

	Actual 01/06/2018 to 31/05/2019	Actual 01/06/2017 to 31/05/2018	Percent
<b>REVENUE</b>			
<b>Sales Revenue</b>			
Sales Inventory Game Related It...	436.00	2,038.00	-78.61
Affiliation Fees	2,904.00	4,164.00	-30.26
Donations - Corporate	200.00	200.00	0.00
Operating Revenue from Host	9,300.00	6,500.00	43.08
Championships - Entry fees	6,160.00	13,930.00	-55.78
<b>Net Sales</b>	<u>19,000.00</u>	<u>26,832.00</u>	-29.19
<b>Other Revenue</b>			
Interest Revenue	104.97	79.04	32.81
<b>Total Other Revenue</b>	<u>104.97</u>	<u>79.04</u>	32.81
<b>TOTAL REVENUE</b>	<u>19,104.97</u>	<u>26,911.04</u>	-29.01
<b>EXPENSE</b>			
<b>Cost of Goods Sold</b>			
InventoryGame related items cost	210.47	1,580.36	-86.68
<b>Total Cost of Goods Sold</b>	<u>210.47</u>	<u>1,580.36</u>	-86.68
<b>General &amp; Administrative Expe...</b>			
Accounting & Legal	220.00	200.00	10.00
Business Fees & Licenses	0.00	20.00	-100.00
Championships - Refunds	140.00	140.00	0.00
Championships - Scorekeepers/J...	1,574.00	3,820.00	-58.80
Championships - Other Expenses	100.00	0.00	0.00
Directors - Honorariums	1,400.00	1,400.00	0.00
Interest & Bank Charges	78.25	150.95	-48.16
Office Supplies	1,350.22	28.69	4,606.24
Tournament Supplies	189.71	100.00	89.71
Awards	274.84	139.60	96.88
Championships - Awards and tra...	12,440.00	16,065.00	-22.56
Travel Directors	1,573.60	2,170.20	-27.49
Web site	310.43	551.88	-43.75
<b>Total General &amp; Admin. Expen...</b>	<u>19,651.05</u>	<u>24,786.32</u>	-20.72
<b>TOTAL EXPENSE</b>	<u>19,861.52</u>	<u>26,366.68</u>	-24.67
<b>NET INCOME</b>	<u>-756.55</u>	<u>544.36</u>	-238.98

000195

**Judo Canada**  
**Profit & Loss Budget vs. Actual**  
April 2017 through March 2018

	<u>Apr '17 - Mar 18</u>
<b>Income</b>	
<b>40 · Operational Revenues</b>	
40010 · Donations	20,942.45
40020 · Grading	79,826.63
40030 · Passports	12,280.00
40040 · NCCP / Clinics	38,330.33
40050 · Miscellaneous Revenue	27,981.10
40055 · PSO Services	19,557.14
40056 · Investment Gain	263.02
40060 · Referee Evaluations	2,975.00
40070 · Kata Clinics Evaluations	12,600.00
40080 · Sponsorship	39,761.15
40091 · Merchandise	3,824.85
<b>Total 40 · Operational Revenues</b>	<u>258,341.67</u>
<b>42 · Membership</b>	
42010 · Alberta	43,070.00
42015 · British Columbia	64,976.00
42020 · Manitoba	15,131.00
42025 · New Brunswick	18,689.00
42030 · Newfoundland	6,206.00
42035 · Nova Scotia	11,228.00
42040 · Ontario	68,989.00
42045 · P.E.I.	5,259.00
42050 · Quebec	234,482.00
42055 · Saskatchewan	19,254.00
42060 · Yukon	3,750.00
42065 · Nunavut	1,400.00
42070 · NWT	1,521.00
42 · Membership - Other	0.00
<b>Total 42 · Membership</b>	<u>495,955.00</u>
<b>43 · Event Registration</b>	
43010 · Open Canadian Championships	116,525.16
43020 · Elite National Championships	25,017.48
43030 · Pointable Events Circuit	21,739.00
<b>Total 43 · Event Registration</b>	<u>163,281.64</u>
<b>44 · National Team Expense Recovery</b>	
44010 · National Team Project	681,489.05
44020 · Sport for Life proj.(Kata/Vet)	52,661.31
44 · National Team Expense Recovery - Other	420.00
<b>Total 44 · National Team Expense Recovery</b>	<u>734,570.36</u>
<b>45 · Support Programs</b>	
45010 · SC Core	477,000.00
45015 · SC AWAD	32,000.00
45020 · SC Above Reference	45,340.00
45025 · SC Officials Languages	13,000.00
45026 · Other Grant HP (JQ,INS-Q,ETC)	20,000.00
45030 · OTP	797,000.00
45032 · Next Generation	234,500.00
45035 · COC	0.00
45040 · CAC	6,710.31
45050 · Other Grant-Operation	7,706.00
<b>Total 45 · Support Programs</b>	<u>1,633,256.31</u>
<b>46 · Hosting</b>	
46010 · Hosting Grants Elite Nationals	17,000.00
46020 · Hosting Grants Open Nationals	101,000.00
<b>Total 46 · Hosting</b>	<u>118,000.00</u>

DISCLOSED PURSUANT TO  
ACCESS TO INFORMATION ACT  
A-2021-129156

000196

1) Donation list of good from 19(1) on November 2018

- Table de cuisine + 4 chaises
- 1 set de drap- lit simple
- 1 st de drap neuf- grand lit
- Lampe
- 1 poêlon
- 1 rack a pour faire des glacons
- 13 couteux de cuisine (qui coupent)
- 1 Épluche Carotte
- 4 verres à bière
- 1 cuillère a crème glacé
- 1 pot a jus
- Plats de plastique
- Tasse à mesurer
- 1 entonnoir
- Baguette pour manger
- 1 coupe a vin
- 5 tasses
- 1 support a essuie-tout
- Pot pour epice
- 3 plats de cuisson pour Micro-Onde
- 1 Robot Culinaire
- Store / Rideau
- Vaisselle (8 x assiettes 4 x plats)
- Napperons
- Cadre
- 1 plat a salade
- 1essoreuse a salade
- 2 assiettes à sushi
- Grille pain
- Decoration
- Napperon
- Table pour plante (2)
- Bureau

Total estimated fair value 1000\$

000197

**KidSport Canada**  
**Statement of Operations and Changes in Fund Balances**  
Year ended December 31

	General fund	(Schedule 2) Provincial Chapter fund	Specific Projects fund	Total 2018	Total 2017
<b>Revenue</b>					
Donations	\$ 194,098	\$ 2,319,625	\$ 219,336	\$ 2,733,059	\$ 2,576,536
Government and corporate grants	302,216	464,408	-	766,619	396,805
Corporate support	209,600	80,503	-	290,103	394,195
Interest and other	9,496	21,572	-	31,068	18,177
Licensing fees	11,000	-	-	11,000	11,000
	<u>726,410</u>	<u>2,886,103</u>	<u>219,336</u>	<u>3,831,849</u>	<u>3,396,713</u>
<b>Expenditures</b>					
Program grants	413,504	2,327,003	177,043	2,917,550	2,869,149
Human resources and contract services	132,747	118,975	-	251,722	280,298
Marketing and promotion	47,180	156,217	-	203,397	168,342
Administration and governance	59,426	99,829	-	159,255	115,820
Website, database and fundraising development	29,212	-	-	29,212	16,987
Official languages	9,854	-	-	9,854	8,861
Research	-	-	-	-	22,140
	<u>691,823</u>	<u>2,702,024</u>	<u>177,043</u>	<u>3,570,990</u>	<u>3,481,597</u>
Excess (deficiency) of revenue over expenditures	34,487	184,079	42,293	260,859	(84,884)
Fund balances, beginning of year	553,133	1,491,996	82,762	2,127,891	2,212,775
Interfund transfers	56,875	-	(56,875)	-	-
Fund balances, end of year	<u>\$ 644,495</u>	<u>\$ 1,676,075</u>	<u>\$ 68,180</u>	<u>\$ 2,388,750</u>	<u>\$ 2,127,891</u>

**KidSport Canada**  
**86212-5986 RR0003**  
**2018 RCAA Information Return**  
**Information Required #6**  
**List of gifts and their value for donations other than cash or cheque**

Donor Name	Address Lines	City	Prov	Postal Code	Date	Gift Type Note	Receipt	Gift In Kind Cash Value
19(1)					11-Jun-18	500 shares of	BC180559	\$ 16,925.00
					11-Oct-18	335 share of 24(1)	BC180558	\$ 7,194.13
					26-Jan-18	2778 shares of	AB02100021GIK	\$ 25,002.00
					7-Dec-18	1070 shares of	AB02100026GIK	\$ 17,847.60
					14-Nov-18	2 x \$50 gift certificates for	AB02100022GIK	\$ 100.00
24(1)					11-Mar-18	5 24(1) Game Suites (\$9705.98 x 5)	AB02100023GIK	\$ 48,528.90
					26-Oct-18	2 x \$50 gift certificates for	AB02100024GIK	\$ 100.00
					24-Nov-18	1 x \$50 gift certificates for	AB02100025GIK	\$ 75.00
						2-tickets to the		
					23-Mar-18	including taxes of \$12.31	ON05-0002GIK	\$ 189.38
							<b>Total</b>	<b>\$ 115,962.01</b>

DISCLOSED TO THE PUBLIC BY THE ATIA /  
 A2021-129156  
 000199  
 COPY 1

**KidSport Canada**

86212-5986 RR0003

2019 RCAA information Return

**Information required #6**

**List of gifts and their value for donations other than cash or cheque**

Donor Name	Address	City	PC	GIK receipt #	Donation date	Gift In kind cash value	GIK Receipt Description
24(1)				AB02100027GIK	Nov 10/19	\$ 38.24	Pet food package
				AB02100028GIK	Nov 9/19	\$ 77.00	tumblers
19(1)				AB02100029GIK	June 26/19	\$ 2,000.00	24(1) Experience
				AB02100030GIK	July 24/19	\$ 2,368.59	Lessons, Calgary Cycle Package, Morning Glory Painting
				AB02100031GIK	June 6/19	\$ 570.00	Package (12 passes)
				AB02100032GIK	July 15/19	\$ 1,000.00	gift card
				AB02100033GIK	July 2/19	\$ 650.00	2 Suitcases
				AB02100034GIK	July 15/19	\$ 1,908.08	2 Premium tickets to chosen MLB, NBA, NFL or NHL regular season game, 2 nights accommodation, 2 Round trip economy airfare
				AB02100035GIK	June 26/19	\$ 714.29	Private Wine Tasting event for 8 people
				AB02100036GIK	July 15/19	\$ 1,908.08	2 Premium tickets to chosen MLB, NBA, NFL or NHL regular season game, 2 nights accommodation, 2 Round trip economy airfare
				AB02100037GIK	June 12/19	\$ 1,000.00	gift card
				AB02100038GIK	July 4/19	\$ 800.00	24(1) \$300 gift card, \$500 gift card
				AB02100039GIK	July 15/19	\$ 991.53	8 Bottles of Wine
				AB02100040GIK	July 4/19	\$ 500.00	\$500 towards a package of Music Lovers Getaway (\$1000 WestJet gift card, 2 nights accommodations, 2 lower level seats to choice concert
							Wine Trip- Tour and tasting for two at 24(1) with round trip airfare
							Nashville Trip- 3 night stay at [redacted] hotel, round trip airfare for two
				AB02100041GIK	July 4/19	\$ 500.00	\$500 towards a package of Music Lovers Getaway (\$1000 gift card, 2 nights accommodations, 2 lower level seats to choice concert
							Wine Trip- Tour and tasting for two at 24(1) with round trip airfare
							Nashville Trip- 3 night stay at [redacted] hotel, round trip airfare for two
				AB02100042GIK	July 4/19	\$ 1,000.00	\$1000 towards a package of Music Lovers Getaway (\$1000 gift card, 2 nights accommodations, 2 lower level seats to choice concert
							Wine Trip- Tour and tasting for two at 24(1) with round trip airfare
							Nashville Trip- 3 night stay at [redacted] hotel, round trip airfare for two
				AB02100043GIK	July 4/19	\$ 500.00	\$500 towards a package of Music Lovers Getaway (\$1000 24(1) gift card, 2 nights accommodations, 2 lower level seats to choice concert
							Wine Trip- Tour and tasting for two at 24(1) with round trip airfare
							Nashville Trip- 3 night stay at [redacted] hotel, round trip airfare for two

19(1)

AB02100044GIK	July 4/19	\$	500.00	\$500 towards a package of Music Lovers Getaway (\$1000 gift card, 2 nights accommodations, 2 lower level seats to choice concert Wine Trip- Tour and tasting for two at 24(1) with round trip airfare Nashville Trip- 3 night stay at 24(1) Hotel, round trip airfare for two
AB02100045GIK	July 4/19	\$	500.00	\$500 towards a package of Music Lovers Getaway (\$1000 gift card, 2 nights accommodations, 2 lower level seats to choice concert Wine Trip- Tour and tasting for two at 24(1) with round trip airfare Nashville Trip- 3 night stay at 24(1) Hotel, round trip airfare for two
AB02100046GIK	July 4/19	\$	500.00	\$500 towards a package of Music Lovers Getaway (\$1000 gift card, 2 nights accommodations, 2 lower level seats to choice concert Wine Trip- Tour and tasting for two at 24(1) with round trip airfare Nashville Trip- 3 night stay at 24(1) Hotel, round trip airfare for two
AB02100047GIK	July 4/19	\$	500.00	\$500 towards a package of Music Lovers Getaway (\$1000 gift card, 2 nights accommodations, 2 lower level seats to choice concert Wine Trip- Tour and tasting for two at 24(1) with round trip airfare Nashville Trip- 3 night stay at 24(1) Hotel, round trip airfare for two
AB02100048GIK	July 4/19	\$	500.00	\$500 towards a package of Music Lovers Getaway (\$1000 gift card, 2 nights accommodations, 2 lower level seats to choice concert Wine Trip- Tour and tasting for two at 24(1) with round trip airfare Nashville Trip- 3 night stay at 24(1) Hotel, round trip airfare for two
AB02100049GIK	July 4/19	\$	500.00	\$500 towards a package of Music Lovers Getaway (\$1000 gift card, 2 nights accommodations, 2 lower level seats to choice concert Wine Trip- Tour and tasting for two at 24(1) with round trip airfare Nashville Trip- 3 night stay at 24(1) Hotel, round trip airfare for two
AB02100050GIK	July 4/19	\$	500.00	\$500 towards a package of Music Lovers Getaway (\$1000 gift card, 2 nights accommodations, 2 lower level seats to choice concert Wine Trip- Tour and tasting for two at 24(1) with round trip airfare Nashville Trip- 3 night stay at 24(1) Hotel, round trip airfare for two
AB02100051GIK	July 4/19	\$	1,000.00	\$1000 towards a package of Music Lovers Getaway (\$1000 gift card, 2 nights accommodations, 2 lower level seats to choice concert Wine Trip- Tour and tasting for two at 24(1) with round trip airfare Nashville Trip- 3 night stay at 24(1) Hotel, round trip airfare for two
AB02100053GIK	July 4/19	\$	500.00	\$500 towards a package of Music Lovers Getaway (\$1000 gift card, 2 nights accommodations, 2 lower level seats to choice concert Wine Trip- Tour and tasting for two at 24(1) with round trip airfare Nashville Trip- 3 night stay at 24(1) Hotel, round trip airfare for two

000201

DISCLOSED TO PUBLIC HEARING 12/15/2021



Dan Grager	1, 3522 - 14A Street SW	Calgary	T2T 3X9	AB02100052GIK	July 4/19	\$ 1,000.00	\$1000 towards a package of Music Lovers Getaway (\$1000 gift card, 2 nights accommodations, 2 lower level seats to choice concert
							Wine Trip- Tour and tasting for two at 24(1) with round trip airfare
Elliott Choquette	1421 Premier Way SW	Calgary	T2T 1M1	AB02100054GIK	July 4/19	\$ 500.00	Nashville Trip- 3 night stay at 24(1) Hotel, round trip airfare for two \$500 towards a package of Music Lovers Getaway (\$1000 gift card, 2 nights accommodations, 2 lower level seats to choice concert
							Wine Trip- Tour and tasting for two at 24(1) with round trip airfare
Tyler Reardon	2010 - 29 Ave SW	Calgary	T2T 1N3	AB02100055GIK	July 8/19	\$ 1,500.00	Nashville Trip- 3 night stay at 24(1) Hotel, round trip airfare for two \$1500 towards a package of Music Lovers Getaway (\$1000 24(1) gift card, 2 nights accommodations, 2 lower level seats to choice concert
							Wine Trip- Tour and tasting for two at 24(1) with round trip airfare
							Nashville Trip- 3 night stay at 24(1) Hotel, round trip airfare for two
Ron Desrochers	15 Suncastle Pl SE	Calgary	T2V 2X2	AB02100056GIK	Dec 12, 19	\$ 17,752.05	965 shares of
Genex Capital Corporation	3502-1011 West Cordova Street	Vancouver	V6C 0B2	BC01 7129	Sept 7, 2019	\$ 13,425.00	2 round trip business class tickets
Geoff Barker	3540 Morgan Creek Way	Surrey	V3Z 0J7	BC 01 7354	June 27, 2019	\$ 14,034.00	600 shared of @ 23.39 share
James DeFehr	67 Delbrook Crescent	Winnipeg	R2G-3H#	MB04-44273	March 1, 2019	\$ 281.00	Game - 2 tickets - P2 level seats for March
Total						\$ 70,017.86	

DISCLOSED TO PUBLIC AT THE A-2021-129

COPY / 000202

# KidSport Canada

## Statement of Operations and Changes in Fund Balances

Year ended December 31

	General fund	(Schedule 2) Provincial Chapter fund	Specific Projects fund	Capital Asset fund	Total 2019	Total 2018
<b>Revenue</b>						
Donations	\$ 236,759	\$ 2,509,793	\$ 195,551	\$ -	\$ 2,942,103	\$ 2,733,059
Government and corporate grants	201,295	258,559	-	-	459,854	766,619
Corporate support	220,702	153,597	-	-	374,299	290,103
Interest and other	15,301	31,455	-	-	46,756	31,068
Licensing fees	11,110	-	-	-	11,110	11,000
	<u>685,167</u>	<u>2,953,404</u>	<u>195,551</u>	<u>-</u>	<u>3,834,122</u>	<u>3,831,849</u>
<b>Expenditures</b>						
Program grants	345,780	2,642,061	165,375	-	3,153,216	2,917,550
Human resources and contract services	124,286	184,959	-	-	309,245	251,722
Marketing and promotion	53,783	241,615	-	-	295,398	203,397
Administration and governance	53,109	120,345	-	-	173,454	159,255
Website, database and fundraising development	30,861	-	-	-	30,861	29,212
Official languages	8,595	-	-	-	8,595	9,854
	<u>616,414</u>	<u>3,188,980</u>	<u>165,375</u>	<u>-</u>	<u>3,970,769</u>	<u>3,570,990</u>
Excess (deficiency) of revenue over expenditures	68,753	(235,576)	30,176	-	(136,647)	260,859
Fund balances, beginning of year	644,495	1,676,075	68,180	-	2,388,750	2,127,891
Purchase of capital assets	(3,204)	-	-	3,204	-	-
Amortization of capital assets	532	-	-	(532)	-	-
Fund balances, end of year	<u>\$ 710,576</u>	<u>\$ 1,440,499</u>	<u>\$ 98,356</u>	<u>\$ 2,672</u>	<u>\$ 2,252,103</u>	<u>\$ 2,388,750</u>

See accompanying notes to the financial statements.

**KidSport Canada**  
**Schedules to the Financial Statements**

December 31, 2019

**Schedule of Provincial Chapter fund by province**

**Schedule 2**

	British Columbia	Alberta	Manitoba	Ontario	New Brunswick	Nova Scotia	Prince Edward Island	Total
<b>Revenue</b>								
Donations	\$ 807,597	\$ 1,034,129	\$ 361,897	\$ 217,091	\$ 21,264	\$ 39,202	\$ 28,613	\$ 2,509,793
Government and corporate grants	145,827	16,460	11,394	4,878	40,000	40,000	-	258,559
Corporate support	-	93,750	-	59,847	-	-	-	153,597
Interest and other	2,515	337	15,031	9,184	4,282	106	-	31,455
	<u>956,939</u>	<u>1,144,676</u>	<u>388,322</u>	<u>291,000</u>	<u>65,546</u>	<u>79,308</u>	<u>28,613</u>	<u>2,953,404</u>
<b>Expenditures</b>								
Program grants	918,204	1,068,030	373,605	140,695	51,972	70,978	18,577	2,642,061
Marketing and promotion	-	22,341	157,112	60,525	1,637	-	-	241,615
Human resources and contract services	-	93,750	-	85,534	-	5,675	-	184,959
Administration and governance	37,286	23,308	1,472	34,168	20,886	2,655	570	120,345
	<u>955,490</u>	<u>1,207,429</u>	<u>532,189</u>	<u>320,922</u>	<u>74,495</u>	<u>79,308</u>	<u>19,147</u>	<u>3,188,980</u>
Excess (deficiency) of revenue over expenditures	449	(62,753)	(143,867)	(29,922)	(8,949)	-	9,466	(235,576)
Fund balance, beginning of year	2,333	406,687	955,177	254,715	41,649	-	15,514	1,676,075
Fund balance, end of year	<u>\$ 2,782</u>	<u>\$ 343,934</u>	<u>\$ 811,310</u>	<u>\$ 224,793</u>	<u>\$ 32,700</u>	<u>\$ -</u>	<u>\$ 24,980</u>	<u>\$ 1,440,499</u>

DISCLOSURE COPY / 000204

**Canadian Amateur Boxing Association /  
Association Canadienne de Boxe Amateur**  
**Statement of Operations**  
*For the year ended March 31, 2019*

	2019	2018
<b>Contributions</b>		
Sport Canada Contributions (Note 10)	566,200	484,800
Canadian Olympic Committee	47,000	198,485
Sponsorship	67,300	35,200
Donations	7,100	23,684
Coaching Association of Canada	-	17,436
Deferred revenues - prior year	133,102	109,152
Deferred revenues - current year	(155,339)	(133,102)
	<b>665,363</b>	<b>735,655</b>
<b>Other revenue</b>		
Membership fees	311,143	266,141
Administration, sanction and other fees	56,997	122,403
	<b>368,140</b>	<b>388,544</b>
<b>Total revenue</b>	<b>1,033,503</b>	<b>1,124,199</b>
<b>Sports Canada Funded Projects (Schedule 1)</b>	<b>905,165</b>	<b>896,423</b>
<b>Administration (Schedule 2)</b>	<b>151,969</b>	<b>132,385</b>
<b>Other (Schedule 3)</b>	<b>11,511</b>	<b>27,984</b>
<b>Total expenses</b>	<b>1,068,645</b>	<b>1,056,792</b>
<b>Excess /(Deficiency) of revenue over expenses</b>	<b>(35,142)</b>	<b>67,407</b>

000205

The accompanying notes are an integral part of these financial statements

**Canadian Amateur Boxing Association /  
Association Canadienne de Boxe Amateur**  
**Schedule 3 - Schedule of Other Expenses**  
*For the year ended March 31, 2019*

	2019	2018
<b>Other</b>		
Donations	8,306	21,657
Miscellaneous	-	5,350
Amortization	1,021	537
Bad debts	2,184	440
	<b>11,511</b>	<b>27,984</b>

DISCLOSED  
PURSUANT TO  
THE ATIA  
A-2021-129156  
COPY 1

000206

**Maccabi Canada**  
**Statement of Operations**

*For the year ended December 31, 2018*

	2018	2017
<b>Revenue</b>		
Program revenues	616,475	4,689,307
Donations	184,275	732,790
Investment income (loss) (Note 6)	(90,041)	70,408
	<b>710,709</b>	<b>5,492,505</b>
<b>Expenses</b>		
Activities and fundraising	521,253	4,414,245
General and administrative	364,751	403,384
Professional fees	13,657	21,158
	<b>899,661</b>	<b>4,838,787</b>
<b>Excess of revenue over expenses before other items</b>	<b>(188,952)</b>	<b>653,718</b>
<b>Other items</b>		
Foreign exchange gain (loss)	40,229	(40,248)
	<b>40,229</b>	<b>(40,248)</b>
<b>Excess (deficiency) of revenue over expenses</b>	<b>(148,723)</b>	<b>613,470</b>

DISCLOSED PURSUANT TO  
COPY 1  
A-2021-129156  
Draft - For Client Only

000207

*The accompanying notes are an integral part of these financial statements*

**Maccabi Canada**  
**Statement of Operations**

*For the year ended December 31, 2019*

	2019	2018
<b>Revenue</b>		
Program revenues	524,022	616,475
Investment income (loss) (Note 4)	355,682	(90,041)
Donations	189,347	184,275
	<b>1,069,051</b>	<b>710,709</b>
<b>Expenses</b>		
General and administrative	408,769	364,751
Activities and fundraising	366,302	521,253
Professional fees	14,769	13,657
	<b>789,840</b>	<b>899,661</b>
<b>Excess of revenue over expenses before other items</b>	<b>279,211</b>	<b>(188,952)</b>
<b>Other items</b>		
Foreign exchange (loss) gain	(18,325)	40,229
<b>Excess (deficiency) of revenue over expenses</b>	<b>260,886</b>	<b>(148,723)</b>

DISCLOSED  
PURSUANT TO  
COPY 1  
THE ATIA  
A-2021-129156

*The accompanying notes are an integral part of these financial statements*

**NATIONAL WINTER SPORT DEVELOPMENT ASSOCIATION**  
**Statement of Operations and Surplus**  
**(unaudited - see Notice to Reader)**  
**For the Year Ended December 31, 2018**

	2018	2017
<b>Revenue:</b>		
Donations	\$ 194,242	\$ 296,946
Dividend income from marketable securities measured at fair value	6,237	16,175
Gain on sale of marketable securities measured at fair value	263,074	7,681
Other investment income from marketable securities measured at fair value	1,985	5,057
	<b>465,538</b>	<b>325,859</b>
<b>Expenditures:</b>		
Accounting and legal	9,462	5,041
Bank charges and interest	212	295
Donations	262,000	235,000
Insurance	102,949	274,223
Office and miscellaneous	34	11,351
	<b>374,657</b>	<b>525,910</b>
Surplus (Deficiency) of revenue over expenditures	90,881	(200,051)
Loss on revaluation of marketable securities measured at fair value	490,733	277,149
Surplus, beginning	1,536,676	2,013,876
Surplus, ending, to Exhibit "A"	<b>\$1,136,824</b>	<b>\$1,536,676</b>



**NATIONAL WINTER SPORT DEVELOPMENT ASSOCIATION**  
**Statement of Operations and Surplus**  
**(unaudited - see Notice to Reader)**  
**For the Year Ended December 31, 2019**

	2019	2018
<b>Revenue:</b>		
Donations	\$ 42,895	\$ 194,242
Dividend income from marketable securities measured at fair value	16,163	6,237
Gain on sale of marketable securities measured at fair value	138,857	263,074
Interest income from marketable securities measured at fair value	721	-
Other investment income from marketable securities measured at fair value	-	1,985
	<b>198,636</b>	<b>465,538</b>
<b>Expenditures:</b>		
Accounting and legal	4,620	9,462
Bank charges and interest	210	212
Donations	304,515	262,000
Insurance	102,949	102,949
Office and miscellaneous	-	34
	<b>412,294</b>	<b>374,657</b>
Surplus (Deficiency) of revenue over expenditures	<b>(213,658)</b>	90,881
Gain (Loss) on revaluation of marketable securities measured at fair value	40,468	(490,733)
Surplus, beginning	1,148,236	1,548,088
Surplus, ending, to Exhibit "A"	<b>\$ 975,046</b>	<b>\$1,148,236</b>

**NETBALL CANADA****STATEMENT 2****STATEMENT OF OPERATIONS AND CHANGE IN FUND BALANCES**

For the year ended March 31, 2018

(Unaudited – See Review Engagement Report)

	<u>2018</u>	<u>2017</u>
<b><u>OPERATING AND NATIONAL TEAM FUND</u></b>		
<b>REVENUE</b>		
Donations	\$ 8,703	\$ 12,755
Donations National Team	1,100	1,100
National Team Fees	69,968	61,379
Fees and levies and memberships	6,628	5,801
Umpire fees	400	400
	<hr/>	<hr/>
	86,799	81,435
	<hr/>	<hr/>
<b>EXPENSES</b>		
AGM expenses	1,800	-
Accounting	420	941
Bank charges	60	60
Canadian team support	1,100	-
Membership and registration fees	1,434	1,625
Meeting expenses	968	1,323
National team tour expenses	70,021	62,465
Office	167	274
Provincial support	8,513	12,755
Umpire expenses	400	2,385
	<hr/>	<hr/>
	84,883	81,828
	<hr/>	<hr/>
<b>EXCESS Revenue over expenses/(expenses over revenue) (Note 5)</b>	1,916	(393)
<b>FUND BALANCES, BEGINNING</b>	3,826	4,219
	<hr/>	<hr/>
<b>FUND BALANCES, ENDING (Note 5)</b>	\$ 5,742	\$ 3,826

see accompanying notes

**NETBALL CANADA**  
**statement of operations and change in fund balances**

For the year ended March 31, 2019

	2019	2018
<b>Revenue</b>		
Donations	\$ 2,375	\$ 8,703
Donations – National team	1,500	1,100
National team fees	66,287	69,968
Fees, levies and memberships	6,811	6,628
Umpire fees	555	400
	<u>77,528</u>	<u>86,799</u>
<b>Expenses</b>		
AGM expenses	-	1,800
Accounting	420	420
Bank charges	67	60
Canadian team support	1,500	1,100
Membership and registration fees	1,713	1,434
Meeting expenses	-	968
National team tour expenses	66,463	70,021
Office	-	167
Provincial support	2,375	8,513
Umpire expenses	2,904	400
	<u>75,442</u>	<u>84,883</u>
<b>Excess revenue over expenses (Note 3)</b>	2,086	1,916
<b>Fund balances, beginning</b>	5,742	3,826
<b>Fund balances, ending (Note 3)</b>	<u>7,828</u>	<u>5,742</u>

**Peet Nienaber Inc.**

chartered professional accountant

**Orienteering Canada**  
**Profit & Loss Budget vs. Actual**  
 April 2017 through March 2018

Accrual Basis

	Apr '17 - Mar 18	Budget	% of Budget
<b>Ordinary Income/Expense</b>			
<b>Income</b>			
Association Membership Fees	50,000.00	50,000.00	100.0%
Coaching/Officials Services	7,791.20		
Donations - General	6,388.00	7,000.00	91.3%
Event Fees/Levies	11,535.48	7,500.00	153.8%
<b>High Performance Program</b>			
Donations-HPP	977.58		
Event Fees (Athletes)	20,198.88		
Fund Raising Activities	8,603.62		
Memberships/Training Fees	2,600.00		
<b>Total High Performance Progr...</b>	<b>32,380.08</b>		
Interest Income	424.78	600.00	70.8%
Junior Training Camp	11,285.00		
Miscellaneous Income	0.01		
National Insurance Services	1,250.11		
National Team Uniform Sales	4,766.32		
Sales	1,756.25		
Sponsorship	7,200.00	2,000.00	360.0%
<b>Total Income</b>	<b>134,777.23</b>	<b>67,100.00</b>	<b>200.9%</b>
<b>Cost of Goods Sold</b>			
*Cost of Goods Sold	1,096.73		
Cost of Goods Sold	4,515.27		
<b>Total COGS</b>	<b>5,612.00</b>		
<b>Gross Profit</b>	<b>129,165.23</b>	<b>67,100.00</b>	<b>192.5%</b>
<b>Expense</b>			
Administrative Services	620.23		
AGM	213.28	250.00	85.3%
Audit Fees	2,039.75	2,000.00	102.0%
Bank Charges	1,227.15	1,500.00	81.8%
Board and Committee Meetings	1,923.39	3,000.00	64.1%
Board Leadership Expenses	475.00	500.00	95.0%
<b>Event Expenses</b>			
Conference	0.00	300.00	0.0%
IOF Event Fees	1,112.32		
Medals	1,470.28	1,000.00	147.0%
<b>Total Event Expenses</b>	<b>2,582.60</b>	<b>1,300.00</b>	<b>198.7%</b>
Executive Director	0.00	500.00	0.0%
Fund Raising	151.75		
Governance Committee	0.00	100.00	0.0%
<b>HPP</b>			
CCES-Anti Doping	4,104.76		
Event Fees and Expenses	17,016.91		
HPP Fundraising Costs	541.90		
HPP Staffing	1,112.51		
HPP Uniforms	538.14		
National Team Funding	400.00		
Natl Team Ldr/Coach Expen...	15,697.11		
Natl Team Ldr/Coach Funding	3,850.00		
HPP - Other	0.00	10,000.00	0.0%
<b>Total HPP</b>	<b>43,261.33</b>	<b>10,000.00</b>	<b>432.6%</b>
IOF Affiliation Fees	2,513.78	2,500.00	100.6%
Junior Training Camp Expenses	11,193.31		
Liability Insurance	13,266.36	11,500.00	115.4%
Memberships	200.00	200.00	100.0%
Miscellaneous	0.00	400.00	0.0%
Newsletter	432.98	1,200.00	36.1%
Office Supplies	0.00	100.00	0.0%
Postage & Shipping	527.45	250.00	211.0%
President's Expenses	0.00	400.00	0.0%

**ORIENTEERING CANADA**  
**Statement of Revenues and Expenditures**  
**Year Ended March 31, 2018**

	2018	2017
<b>REVENUES</b>		
Association membership fees	\$ 50,000	\$ 50,000
Donations	6,388	8,946
Activity revenue (Note 5)	30,612	22,990
High performance athletes (Note 6)	12,181	14,093
Sales of promotional items	6,523	7,748
Sponsorship	7,200	695
	<b>112,904</b>	<b>104,472</b>
<b>GENERAL AND ADMINISTRATIVE EXPENSES</b>		
Accounting fees	2,660	2,296
Advertising and promotion	1,984	2,243
Business taxes, licenses and memberships	4,107	3,813
Conference	213	562
Insurance	12,016	11,550
Interest and bank charges	1,229	1,345
Internet	488	423
Meetings and conventions	2,398	3,315
Miscellaneous expense	-	20
Office	527	173
Program Expenses (Note 7)	72,960	70,010
Promotional items	5,612	7,880
Telephone	-	177
	<b>104,194</b>	<b>103,807</b>
<b>EXCESS OF REVENUES OVER GENERAL AND ADMINISTRATIVE EXPENSES FROM OPERATIONS</b>	<b>8,710</b>	<b>665</b>
<b>OTHER INCOME</b>		
Interest income	425	555
<b>EXCESS OF REVENUES OVER GENERAL AND ADMINISTRATIVE EXPENSES</b>	<b>\$ 9,135</b>	<b>\$ 1,220</b>

The attached notes are an integral part of this financial statement.

000214

**ORIENTEERING CANADA**  
**Notes to Financial Statements**  
**Year Ended March 31, 2018**

**6. High Performance Athletes revenue breakdown**

	2018	2017
High Performance Program: Donations	\$ 977	\$ 2,400
High Performance Program: National Team Events	-	3,652
High Performance Program: Fund Raising Activities	8,604	5,441
High Performance Program: Memberships/Training Fees	2,600	2,600
	<b>\$ 12,181</b>	<b>\$ 14,093</b>

**7. Program Expenses**

	2018	2017
Event registration fees	\$ 1,545	\$ 749
Staffing	29,698	27,771
National Team Leader	10,971	12,936
Junior Training Camp Expenses	11,193	3,788
National Team Coach Funding	3,850	7,294
COF Branded Techwear	538	1,551
Coaching program	2,693	6,619
HPP Director	1,113	688
Sass Peepre Fund Expenses	1,225	2,660
Miscellaneous	-	19
Medals	1,470	1,271
Volunteer Recognition	450	-
National Team Funding	400	-
Fundraising program costs	542	117
Strategic plan	-	(1,538)
LTAD	1,696	-
Mapping-unreimbursed expenses	500	1,220
Communications	972	765
CCES-Anti Doping	4,105	4,100
	<b>\$ 72,961</b>	<b>\$ 70,010</b>

**8. COMPARATIVE FIGURES**

Some of the comparative figures have been reclassified to conform to the current year's presentation.

**ORIENTEERING CANADA**  
**Statement of Revenues and Expenditures**  
**Year Ended March 31, 2019**

	2019	2018
<b>REVENUES</b>		
Association membership fees	\$ 50,000	\$ 50,000
Donations	11,296	6,388
Activity revenue (Note 5)	29,844	30,612
High performance athletes (Note 6)	17,096	12,181
Sales of promotional items	5,161	6,523
Sponsorship	-	7,200
	<b>113,397</b>	<b>112,904</b>
<b>GENERAL AND ADMINISTRATIVE EXPENSES</b>		
Accounting fees	3,653	2,660
Advertising and promotion	732	1,984
Business taxes, licenses and memberships	5,774	4,107
Conference	445	213
Insurance	14,286	12,016
Interest and bank charges	796	1,229
Internet	347	488
Meetings and conventions	1,685	2,398
Miscellaneous expense	76	-
Office	517	527
Program expenses (Note 7)	63,624	72,960
Promotional items	4,519	5,612
Telephone	177	-
	<b>96,631</b>	<b>104,194</b>
<b>EXCESS OF REVENUES OVER GENERAL AND ADMINISTRATIVE EXPENSES FROM OPERATIONS</b>	<b>16,766</b>	<b>8,710</b>
<b>OTHER INCOME</b>		
Interest income	512	425
<b>EXCESS OF REVENUES OVER GENERAL AND ADMINISTRATIVE EXPENSES</b>	<b>\$ 17,278</b>	<b>\$ 9,135</b>

**ORIENTEERING CANADA**  
**Notes to Financial Statements**  
**Year Ended March 31, 2019**

**4. Junior Camp (Sass Peepre) Fund**

	2019	2018
Junior Training Camp Revenue	\$ 1,530	\$ 11,285
Donation	5,000	-
Junior Training Camp Expenses	(1,051)	(11,193)
Sass Peepre Fund Expenses	(1,139)	(1,225)
	<b>\$ 4,340</b>	<b>\$ (1,133)</b>

**5. Activity Revenue**

	2019	2018
Coaching/Officials Services	\$ 3,000	\$ 7,792
Event Fees/Levies	25,314	11,535
Junior Training Camp Revenue	1,530	11,285
	<b>\$ 29,844</b>	<b>\$ 30,612</b>

**6. High Performance Athletes revenue breakdown**

	2019	2018
High Performance Program: Donations	\$ 933	\$ 977
High Performance Program: National Team Events	6,045	-
High Performance Program: Fund Raising Activities	7,418	8,604
High Performance Program: Memberships/Training Fees	2,700	2,600
	<b>\$ 17,096</b>	<b>\$ 12,181</b>



Accrual Basis

**Padel Association of Canada**  
**Profit & Loss**  
 January through December 2018

	Jan - Dec 18	Jan - Dec 17
<b>Income</b>		
AGLC gaming proceeds	36,618.74	67,013.00
Association fees	14,300.00	0.00
Donations received	1,000.00	300.00
Memberships	0.00	5,065.00
<b>Total Income</b>	<b>51,918.74</b>	<b>72,378.00</b>
<b>Expense</b>		
Administration	3,847.93	3,379.00
Affiliation fees	3,231.14	2,732.00
Bank service charges	66.17	205.00
Court improvements	20,709.50	11,340.00
Donations paid	4,990.00	0.00
Equipment for programs	240.00	0.00
Insurance	2,585.00	0.00
Programs	1,720.00	8,405.00
Promotional activities	3,813.72	0.00
Rentals	945.00	9,293.00
Repairs & maintenance	6,039.62	50,028.00
Support/development	3,738.06	0.00
<b>Total Expense</b>	<b>51,926.14</b>	<b>85,382.00</b>
<b>Net Income</b>	<b>-7.40</b>	<b>-13,004.00</b>

DISCLOSED  
 PURSUANT TO  
 ACCESS TO INFORMATION ACT  
 A-2021-129156

COPY 1

**Padel Association of Canada  
Profit & Loss  
January through December 2019**

Accrual Basis

	Jan - Dec 19	Jan - Dec 18
<b>Income</b>		
AGLC gaming proceeds	71,376.53	36,618.74
Association fees	10,000.00	14,300.00
Donations received	0.00	1,000.00
Grant	87,043.00	0.00
<b>Total Income</b>	<b>168,419.53</b>	<b>51,918.74</b>
<b>Expense</b>		
Administration	1,235.83	3,847.93
Affiliation fees	2,954.22	3,231.14
Bank service charges	167.05	66.17
Court impr - 3 wood courts	19,013.00	20,709.50
Donations paid	0.00	4,990.00
Equipment - facility -glass	130,556.14	0.00
Equipment for programs	715.58	240.00
Insurance	2,624.00	2,585.00
Programs	4,258.95	1,720.00
Promotional activities	0.00	3,813.72
Rentals	3,675.00	945.00
Repairs & maintenance	2,755.84	6,039.62
Support/development	0.00	3,738.06
Travel out of Canada	13,211.69	0.00
<b>Total Expense</b>	<b>181,167.30</b>	<b>51,926.14</b>
<b>Net Income</b>	<b>-12,747.77</b>	<b>-7.40</b>

Approved on behalf of the Board:

Director

Date



July 06/20

Unaudited



# Pentathlon Canada

## PENTATHLON CANADA Statement of Revenues and Expenditures For the Years ended December 31, 2018 and 2017

REVENUE	2018	2017
Canada Summer Jobs Grant	0.00	\$ 24,742.00
Canadian Olympic Committee Grants	\$ 16,000.00	3,056.40
General Donations	2,750.00	600.00
Membership Fees from Provinces	3,240.00	2,409.76
Recovered Expenses	6,438.38	0.00
Sale of Promotional Items	266.53	0.00
GST/HST Rebate	4,625.39	0.00
UIPM Reimbursement	5,552.44	0.00
	<u>\$ 38,873.54</u>	<u>\$ 30,808.16</u>
EXPENSES		
Advertising	\$ 101.70	\$ 14.00
Annual General Meeting	267.65	889.53
Awards	300.00	0.00
Bank Charges	130.00	21.55
Canada Summer Jobs wages	0.00	20,170.18
External Auditor	0.00	1,519.51
SFAF Application Fees	0.00	4,725.50
Liability Insurance	1,098.30	1,366.50
National Championships	0.00	750.00
National Team Events - Schedule "A"	9,652.55	9,639.87
Office Salaries	2,392.00	3,328.75
Pay Pal Fees	206.93	0.00
Reimbursement of athletes' expenses - Solidarity 2017	0.00	7,573.11
Teleconferencing	192.89	270.52
UIPM Congress, Cypress	1,014.02	0.00
Laser-Run, Dublin, Ireland	4,887.17	0.00
Web Administration	46.01	0.00
Web Site Development	8,363.05	0.00
UIPM Fees	20.00	200.00
	<u>\$ 28,474.27</u>	<u>\$ 50,468.82</u>
Surplus of Revenue over Expenses (Deficiency)	\$ 10,399.27	(19,660.66)
Surplus at the beginning of the year	926.83	20,587.49
	<u>\$ 11,326.10</u>	<u>\$ 926.83</u>



# Pentathlon Canada

## PENTATHLON CANADA Statement of Revenues and Expenditures For the Years ended December 31, 2019 and 2018

REVENUE	2019	2018
General Donations	\$ 2,075.00	\$ 2,750.00
Donation from Pentathlon Alberta	1,200.00	0.00
Canadian Olympic Committee Grants	0.00	16,000.00
Membership Fees from Provinces	3,120.00	3,240.00
Recovered Expenses	0.00	6,438.68
Sale of Promotional Items	119.57	266.53
GST/HST Rebate	1,105.43	4,625.89
UIPM Reimbursement	2,061.43	5,552.44
	<u>\$ 9,681.43</u>	<u>\$ 38,873.54</u>
EXPENSES		
Annual General Meeting	\$ 402.98	\$ 267.65
Advertising	0.00	101.70
Awards	0.00	300.00
Bank Charges	353.59	130.00
Non Recoverable advances to athletes	5,494.15	0.00
Liability Insurance	316.40	1,098.30
Grant to Pentathlon Ontario	500.00	0.00
National Team Events - Schedule "A"	5,604.08	14,340.02
Office Salaries	2,013.74	2,392.00
24(1) Fees	63.38	206.93
Reimbursement of athletes' expenses - Clothing	798.45	0.00
Teleconferencing	249.54	192.89
UIPM Congress, Cypress	0.00	1,014.92
Web Administration	0.00	46.61
Web Site Development	0.00	8,363.25
UIPM Fees	16.79	20.00
	<u>\$ 15,813.10</u>	<u>\$ 28,474.27</u>
Deficiency of Revenue over Expenses (Surplus)	-6,131.67	10,399.27
Surplus at the beginning of the year	11,326.10	926.83
<b>Surplus at the end of the year</b>	<u>\$ 5,194.43</u>	<u>\$ 11,326.10</u>



PENTATHLON CANADA  
Statement of Revenues and Expenditures  
For the Years ended December 31, 2019 and 2018

REVENUE	2019	2018
General Donations	2,075.00	\$ 2,750.00
Donation from Pentathlon Alberta	1,200.00	0.00
Canadian Olympic Committee Grants	0.00	16,000.00
Membership Fees from Provinces	3,120.00	3,240.00
Recovered Expenses	0.00	6,438.68
Sale of Promotional Items	119.57	266.53
GST/HST Rebate	1,105.43	4,625.89
UIPM Reimbursement	2,061.43	5,552.44
	<u>\$ 9,681.43</u>	<u>\$ 38,873.54</u>
<b>EXPENSES</b>		
Annual General Meeting	\$ 402.98	\$ 267.65
Advertising	0.00	101.70
Awards	0.00	300.00
Bank Charges	353.59	130.00
Non Recoverable advances to athletes	5,494.15	0.00
Liability Insurance	316.40	1,098.30
Grant to Pentathlon Ontario	500.00	0.00
National Team Events - Schedule "A"	5,604.08	14,340.02
Office Salaries	2,013.74	2,392.00
24(1) Fees	63.38	206.93
Reimbursement of athletes' expenses - Clothing	798.45	0.00
Teleconferencing	249.54	192.89
UIPM Congress, Cypress	0.00	1,014.92
Web Administration	0.00	46.61
Web Site Development	0.00	8,363.25
UIPM Fees	16.79	20.00
	<u>\$ 15,813.10</u>	<u>\$ 28,474.27</u>
Deficiency of Revenue over Expenses (Surplus)	-6,131.67	10,399.27
Surplus at the beginning of the year	11,326.10	926.83
	<u>\$ 5,194.43</u>	<u>\$ 11,326.10</u>

Quidditch Canada (820553188 RR 0001)		
Statement of Income		
For the Period of September 1, 2017 - August 31, 2018		
In Canadian Dollars		
	August 2017	August 2018
<b>Revenue</b>		
Membership Fees	\$30,635	\$26,198
Merchandise Sales	\$3,526	\$2,580
Team Canada Merchandise Sales	\$0	\$14,493
Event Fees	\$20,590	\$23,298
Contributions (Grants and Donations)	\$2,000	\$14,839
Team Canada (Membership, Events)	\$2,270	\$22,361
Miscellaneous (Fines, QDF)	\$3,048	\$2,950
<b>Revenue Total</b>	<b>\$62,070</b>	<b>\$106,719</b>
<b>Expenses</b>		
Insurance	\$7,925	\$10,282
Cost of Goods Sold	\$1,238	\$4,886
Eastern Regionals	\$11,214	\$10,832
Western Regionals	\$3,838	\$6,089
Nationals	\$10,353	\$14,290
Canada Day Fantasy	\$1,330	\$0
Team Canada	\$1,381	\$37,453
Administration	\$1,518	\$1,879
Equipment	\$0	\$4,517
Volunteer Travel Fund	\$1,316	\$1,100
Membership Refunds	\$0	\$435
IQA Membership	\$422	\$431.38
<b>Expense Total</b>	<b>\$44,036</b>	<b>\$92,194</b>
<b>Net Income / Loss</b>	<b>\$18,033</b>	<b>\$14,525</b>

Quidditch Canada (820553188 RR 0001)		
Statement of Financial Position		
For the Period of September 1, 2017 - August 31, 2018		
In Canadian Dollars		
	August 2017	August 2018
<b>Assets</b>		
Cash and Cash Equivalents	\$18,369	\$35,286
Merchandise Inventory	\$2,019	\$1,857
Deposit	\$500	\$422
Accounts Receivable	\$345	\$10,483
<b>Total Assets</b>	<b>\$21,233</b>	<b>\$48,048</b>
<b>Liabilities</b>		
Accounts Payable	\$1,519	\$14,385
<b>Total Liabilities</b>	<b>\$1,519</b>	<b>\$14,385</b>
<b>Equity</b>		
Retained Earnings	\$20,482	\$35,007
<b>Total Equity</b>	<b>\$20,482</b>	<b>\$35,007</b>
<b>Total Liabilities and Equity</b>	<b>\$22,001</b>	<b>\$49,391</b>

000223

GOLF CANADA: 2018 FISCAL DONATIONS

Receipt Number	Received Date	Receipt Date	Receipt Amount	Name
435	11-02-2017	11-02-2017	\$ 50.00	19(1)
436	11-02-2017	11-02-2017	\$ 50.00	
437	11-02-2017	11-02-2017	\$ 50.00	
438	11-02-2017	11-02-2017	\$ 25.00	
439	11-02-2017	11-02-2017	\$ 200.00	
440	11-02-2017	11-02-2017	\$ 100.00	
441	11-02-2017	11-02-2017	\$ 50.00	
442	11-02-2017	11-02-2017	\$ 100.00	
443	11-02-2017	11-02-2017	\$ 25.00	
444	11-02-2017	11-02-2017	\$ 25.00	
445	11-02-2017	11-02-2017	\$ 50.00	
446	11-02-2017	11-02-2017	\$ 100.00	
447	11-02-2017	11-02-2017	\$ 100.00	
448	11-02-2017	11-02-2017	\$ 25.00	
449	11-02-2017	11-02-2017	\$ 200.00	
450	11-02-2017	11-02-2017	\$ 100.00	
451	11-02-2017	11-02-2017	\$ 100.00	
452	11-02-2017	11-02-2017	\$ 50.00	
453	11-02-2017	11-02-2017	\$ 100.00	
454	11-02-2017	11-02-2017	\$ 35.00	
455	11-02-2017	11-02-2017	\$ 25.00	
456	11-03-2017	11-03-2017	\$ 100.00	
457	11-03-2017	11-03-2017	\$ 200.00	
458	11-03-2017	11-03-2017	\$ 100.00	
459	11-03-2017	11-03-2017	\$ 100.00	
460	11-03-2017	11-03-2017	\$ 100.00	
461	11-03-2017	11-03-2017	\$ 100.00	
462	11-03-2017	11-03-2017	\$ 50.00	
463	11-03-2017	11-03-2017	\$ 1,000.00	
464	11-06-2017	11-06-2017	\$ 19,459.06	
465	11-27-2017	11-27-2017	\$ 475.00	
466	01-03-2018	01-03-2018	\$ 635.00	
467	01-10-2018	01-10-2018	\$ 475.00	
468	01-10-2018	01-10-2018	\$ 475.00	
472	02-01-2018	02-01-2018	\$ 635.00	
473	02-21-2018	02-21-2018	\$ 77.06	
474	03-13-2018	03-13-2018	\$ 475.00	
475	03-15-2018	03-15-2018	\$ 200.00	
476	04-04-2018	04-04-2018	\$ 75.00	
477	04-11-2018	04-11-2018	\$ 475.00	
478	04-11-2018	04-11-2018	\$ 475.00	
479	04-18-2018	04-18-2018	\$ 950.00	
480	04-19-2018	04-19-2018	\$ 635.00	
481	04-19-2018	04-19-2018	\$ 100.00	
482	04-20-2018	04-20-2018	\$ 453.50	
483	04-25-2018	04-25-2018	\$ 475.00	
484	05-03-2018	05-03-2018	\$ 475.00	
485	05-03-2018	05-15-2018	\$ 475.00	
486	05-04-2018	01-23-2019	\$ (475.00)	
487	05-15-2018	05-15-2018	\$ 75.00	
488	05-22-2018	05-22-2018	\$ 175.00	
489	05-23-2018	05-23-2018	\$ 25.00	
490	05-29-2018	05-29-2018	\$ 950.00	
491	06-04-2018	06-04-2018	\$ 475.00	
492	06-04-2018	06-04-2018	\$ 635.00	

24(1)


493	06-08-2018	06-08-2018	\$ 50.00	19(1)
494	06-11-2018	06-11-2018	\$ 1,270.00	
495	06-12-2018	06-12-2018	\$ 950.00	24(1)
496	06-13-2018	06-13-2018	\$ 1,110.00	
497	06-18-2018	06-18-2018	\$ 500.00	19(1)
498	06-20-2018	06-20-2018	\$ 475.00	24(1)
499	06-21-2018	06-21-2018	\$ 125.00	
500	06-22-2018	06-22-2018	\$ 694.59	
501	06-22-2018	06-22-2018	\$ 25.00	19(1)
502	06-26-2018	06-26-2018	\$ 475.00	
503	06-26-2018	06-26-2018	\$ 475.00	
504	06-26-2018	06-26-2018	\$ 500.00	
505	06-26-2018	06-26-2018	\$ 500.00	
506	06-26-2018	06-26-2018	\$ 500.00	
507	06-26-2018	06-26-2018	\$ 2,000.00	
508	06-26-2018	06-26-2018	\$ 500.00	
509	06-26-2018	06-26-2018	\$ 100.00	
510	06-26-2018	06-26-2018	\$ 100.00	
511	06-26-2018	06-26-2018	\$ 100.00	
512	06-28-2018	06-28-2018	\$ 475.00	24(1)
513	06-28-2018	06-28-2018	\$ 500.00	19(1)
514	06-28-2018	06-28-2018	\$ 7,500.00	
515	07-04-2018	07-04-2018	\$ 25.00	
516	07-04-2018	07-04-2018	\$ 475.00	24(1)
517	07-05-2018	07-05-2018	\$ 475.00	
518	07-09-2018	07-09-2018	\$ 25.00	
519	07-13-2018	07-13-2018	\$ 99.16	19(1)
520	07-13-2018	07-13-2018	\$ 426.80	
521	08-07-2018	08-07-2018	\$ 475.00	24(1)
522	08-13-2018	08-13-2018	\$ 150.00	19(1)
523	08-14-2018	08-14-2018	\$ 475.00	
524	08-28-2018	08-28-2018	\$ 1,100.00	24(1)
525	09-13-2018	09-13-2018	\$ 90.00	19(1)
526	09-25-2018	09-25-2018	\$ 25.00	24(1)
527	09-25-2018	09-25-2018	\$ 250.00	
528	09-25-2018	09-25-2018	\$ 250.00	19(1)
529	09-25-2018	09-25-2018	\$ 300.00	
530	09-25-2018	09-25-2018	\$ 25.00	
531	10-04-2018	10-04-2018	\$ 60.00	
532	10-12-2018	10-12-2018	\$ 113.51	
533	10-19-2018	10-19-2018	\$ 240.57	
534	10-19-2018	10-19-2018	\$ 456.47	
571	05-16-2018	01-24-2019	\$ 1,748.14	
573	05-17-2018	01-24-2019	\$ 4,802.71	Ontario Gaming
575	04-04-2018	01-24-2019	\$ 748.14	
578	02-20-2018	01-28-2019	\$ 1,748.14	24(1)
580	05-18-2018	01-28-2019	\$ 748.14	
582	01-25-2018	01-28-2019	\$ 1,860.14	
584	06-21-2018	01-28-2019	\$ 4,250.00	
586	04-13-2018	01-28-2019	\$ 179.08	
588	04-17-2018	01-28-2019	\$ 1,079.08	
592	01-04-2018	01-28-2019	\$ 2,496.27	
594	05-11-2018	01-28-2019	\$ 1,248.14	
596	04-04-2018	01-30-2019	\$ 4,997.12	
598	07-09-2018	01-30-2019	\$ 11,074.48	
599	05-30-2018	01-30-2019	\$ 100.47	
600	06-08-2018	01-30-2019	\$ 346.74	19(1)
601	06-30-2018	01-30-2019	\$ 771.65	
602	10-25-2018	01-30-2019	\$ 302.50	

VOID

VOID



603	06-26-2018	01-30-2019	\$ 60.00
604	09-13-2018	01-30-2019	\$ 129.00
605	06-21-2018	01-28-2019	\$ (4,250.00)
606	06-21-2018	01-28-2019	\$ 1,442.14
608	05-23-2018	02-22-2019	\$ 1,293.72
609	05-23-2018	02-22-2019	\$ 1,271.50
610	05-23-2018	02-22-2019	\$ 1,338.16
611	05-23-2018	02-22-2019	\$ 1,293.72
			<u>\$ 98,204.90</u>



19(1)  
24(1)  
19(1)

2018.01		12-31-2018	\$ 75.00
2018.02		12-31-2018	\$ 100.00
2018.03		12-31-2018	\$ 850.00
			<u>\$ 1,025.00</u>

\$ 99,229.90

DISCLOSED  
PURSUANT TO  
COPY 1  
ATIA  
A-2021-129156



2018.01

December 31, 2018

## RECEIPT FOR TAX PURPOSES

Canada Revenue Agency [www.cra-arc.gc.ca/charities](http://www.cra-arc.gc.ca/charities)

Issued to:

19(1)

- [redacted] postcard
- Two 24(1) [redacted] Magazines

TOTAL VALUE OF DONATION = \$75.00

Golf Canada, operating the Canadian Golf Hall of Fame and Museum, is a Registered Canadian Amateur Athletic Association. No. 10792 8665 RR0001 TAX REGISTRATION NUMBER

19(1)

Director, Heritage Services  
Golf Canada

Chief Financial Officer  
Golf Canada



2018.02

December 31, 2018

## RECEIPT FOR TAX PURPOSES

Canada Revenue Agency [www.cra-arc.gc.ca/charities](http://www.cra-arc.gc.ca/charities)

Issued to:

19(1)

- Cash donation in the amount of \$100

TOTAL VALUE OF DONATION = \$100.00

Golf Canada, operating the Canadian Golf Hall of Fame and Museum, is a Registered Canadian Amateur Athletic Association. No. 10792 8665 RR0001 TAX REGISTRATION NUMBER

19(1)

Director, Heritage Services  
Golf Canada

Chief Financial Officer  
Golf Canada



2018.03

December 31, 2018

## RECEIPT FOR TAX PURPOSES

Canada Revenue Agency [www.cra-arc.gc.ca/charities](http://www.cra-arc.gc.ca/charities)

Issued to:

19(1)

A donation of 252 vintage scorecards from across the country.

TOTAL VALUE OF DONATION = \$850.00

Golf Canada, operating the Canadian Golf Hall of Fame and Museum, is a Registered Canadian Amateur Athletic Association. No. 10792 8665 RR0001 TAX REGISTRATION NUMBER

19(1)

Director, Heritage Services  
Golf Canada

Chief Financial Officer  
Golf Canada

GOLF CANADA: 2018 FISCAL DONATIONS

Receipt Number	Received Date	Receipt Date	Receipt Amount
430	11-02-2017	11-02-2017	\$ 50.00
436	11-02-2017	11-02-2017	\$ 50.00
437	11-02-2017	11-02-2017	\$ 50.00
438	11-02-2017	11-02-2017	\$ 75.00
439	11-02-2017	11-02-2017	\$ 200.00
440	11-02-2017	11-02-2017	\$ 100.00
441	11-02-2017	11-02-2017	\$ 50.00
442	11-02-2017	11-02-2017	\$ 100.00
443	11-02-2017	11-02-2017	\$ 75.00
444	11-02-2017	11-02-2017	\$ 25.00
445	11-02-2017	11-02-2017	\$ 50.00
446	11-02-2017	11-02-2017	\$ 100.00
447	11-02-2017	11-02-2017	\$ 100.00
448	11-02-2017	11-02-2017	\$ 25.00
449	11-02-2017	11-02-2017	\$ 200.00
450	11-02-2017	11-02-2017	\$ 100.00
451	11-02-2017	11-02-2017	\$ 100.00
452	11-02-2017	11-02-2017	\$ 50.00
453	11-02-2017	11-02-2017	\$ 100.00
454	11-02-2017	11-02-2017	\$ 25.00
455	11-02-2017	11-02-2017	\$ 25.00
456	11-03-2017	11-03-2017	\$ 100.00
457	11-03-2017	11-03-2017	\$ 200.00
458	11-03-2017	11-03-2017	\$ 100.00
459	11-03-2017	11-03-2017	\$ 100.00
460	11-03-2017	11-03-2017	\$ 100.00
461	11-03-2017	11-03-2017	\$ 100.00
462	11-03-2017	11-03-2017	\$ 50.00
463	11-03-2017	11-03-2017	\$ 1,000.00
464	11-06-2017	11-06-2017	\$ 18,458.06
465	11-27-2017	11-27-2017	\$ 475.00
466	01-02-2018	01-02-2018	\$ 825.00
467	01-10-2018	01-10-2018	\$ 475.00
468	01-10-2018	01-10-2018	\$ 475.00
472	02-01-2018	02-01-2018	\$ 825.00
473	02-21-2018	02-21-2018	\$ 77.06
474	03-13-2018	03-13-2018	\$ 475.00
475	03-15-2018	03-15-2018	\$ 200.00
476	04-04-2018	04-04-2018	\$ 75.00
477	04-11-2018	04-11-2018	\$ 475.00
478	04-11-2018	04-11-2018	\$ 475.00
479	04-18-2018	04-18-2018	\$ 850.00
480	04-18-2018	04-18-2018	\$ 825.00
481	04-18-2018	04-18-2018	\$ 100.00
482	04-20-2018	04-20-2018	\$ 425.50
483	04-25-2018	04-25-2018	\$ 475.00
484	05-03-2018	05-03-2018	\$ 475.00
485	05-03-2018	05-13-2018	\$ 475.00
486	05-03-2018	05-03-2018	\$ 1475.00
487	05-15-2018	05-15-2018	\$ 75.00
488	05-22-2018	05-22-2018	\$ 175.00
489	05-23-2018	05-23-2018	\$ 75.00
490	05-28-2018	05-28-2018	\$ 850.00
491	06-04-2018	06-04-2018	\$ 475.00
492	06-04-2018	06-04-2018	\$ 625.00
493	06-06-2018	06-06-2018	\$ 50.00
494	06-11-2018	06-11-2018	\$ 1,275.00
495	06-12-2018	06-12-2018	\$ 950.00
496	06-13-2018	06-13-2018	\$ 1,110.00
497	06-18-2018	06-18-2018	\$ 500.00
498	06-20-2018	06-20-2018	\$ 475.00
499	06-21-2018	06-21-2018	\$ 125.00
500	06-22-2018	06-22-2018	\$ 884.58
501	06-22-2018	06-22-2018	\$ 25.00
502	06-26-2018	06-26-2018	\$ 475.00
503	06-26-2018	06-26-2018	\$ 475.00
504	06-26-2018	06-26-2018	\$ 500.00
505	06-26-2018	06-26-2018	\$ 500.00
506	06-26-2018	06-26-2018	\$ 500.00
507	06-26-2018	06-26-2018	\$ 2,000.00
508	06-26-2018	06-26-2018	\$ 500.00
509	06-26-2018	06-26-2018	\$ 100.00
510	06-26-2018	06-26-2018	\$ 100.00
511	06-26-2018	06-26-2018	\$ 100.00
512	06-26-2018	06-26-2018	\$ 475.00
513	06-28-2018	06-28-2018	\$ 500.00
514	06-28-2018	06-28-2018	\$ 7,000.00
515	07-04-2018	07-04-2018	\$ 25.00
518	07-04-2018	07-04-2018	\$ 475.00
517	07-05-2018	07-05-2018	\$ 475.00
518	07-08-2018	07-08-2018	\$ 25.00
519	07-13-2018	07-13-2018	\$ 89.18
520	07-13-2018	07-13-2018	\$ 475.00
521	08-07-2018	08-07-2018	\$ 475.00
522	08-13-2018	08-13-2018	\$ 150.00
523	08-14-2018	08-14-2018	\$ 475.00
524	08-28-2018	08-28-2018	\$ 1,100.00
525	08-13-2018	08-13-2018	\$ 90.00
526	08-25-2018	08-25-2018	\$ 25.00
527	08-25-2018	08-25-2018	\$ 250.00
528	08-25-2018	08-25-2018	\$ 250.00
529	08-25-2018	08-25-2018	\$ 300.00
530	08-25-2018	08-25-2018	\$ 25.00
531	10-04-2018	10-04-2018	\$ 80.00
532	10-13-2018	10-13-2018	\$ 113.31
533	10-18-2018	10-18-2018	\$ 240.37
534	10-19-2018	10-19-2018	\$ 458.47
571	05-18-2018	01-24-2019	\$ 1,748.14
573	05-17-2018	01-24-2019	\$ 4,802.71
575	04-04-2018	01-24-2019	\$ 748.14
578	02-20-2018	01-28-2019	\$ 1,748.14
580	05-18-2018	01-28-2019	\$ 748.14
582	01-25-2018	01-28-2019	\$ 1,808.14
584	06-21-2018	01-28-2019	\$ 4,250.00
586	04-13-2018	01-28-2019	\$ 178.08
588	04-17-2018	01-28-2019	\$ 1,878.08
587	01-04-2018	01-28-2019	\$ 2,498.27
584	05-11-2018	01-28-2019	\$ 1,248.14
585	04-04-2018	01-30-2019	\$ 4,897.12
586	07-08-2018	01-30-2019	\$ 11,074.48
589	06-30-2018	01-30-2019	\$ 100.47
600	06-08-2018	01-30-2019	\$ 346.74
601	06-30-2018	01-30-2019	\$ 771.85
602	10-25-2018	01-30-2019	\$ 302.50
603	06-26-2018	01-30-2019	\$ 85.00
604	08-13-2018	01-30-2019	\$ 128.00
605	05-21-2018	01-28-2019	\$ 4,250.00
606	06-21-2018	01-28-2019	\$ 1,442.14
608	06-23-2018	02-27-2019	\$ 1,293.72
609	05-23-2018	02-27-2019	\$ 1,271.50
610	05-23-2018	02-27-2019	\$ 1,336.16
611	05-23-2018	02-27-2019	\$ 1,293.72
			\$ 86,204.90
2018 01		12-31-2018	\$ 75.00
2018 02		12-31-2018	\$ 100.00
2018 03		12-31-2018	\$ 825.00
			\$ 1,025.00
			\$ 93,279.90
AMENDED			
2018-01	06-27-2018	11-17-2020	\$ 1,277.00
2018-02	04-05-2018	11-17-2020	\$ 1,243.87
2018-03	05-24-2018	11-17-2020	\$ 1,277.00
2018-04	05-21-2018	11-17-2020	\$ 1,277.00
2018-05	07-10-2018	11-17-2020	\$ 1,278.87
2018-06	08-27-2018	11-17-2020	\$ 1,278.87
2018-07	06-15-2018	11-17-2020	\$ 1,243.87
2018-08	06-14-2018	11-17-2020	\$ 1,243.87
2018-09	08-14-2018	11-17-2020	\$ 1,343.87
			\$ 110,649.27

19(1) and 24(1)

DISCLOSED TO THE PUBLIC BY THE ATIA  
 A-2021-129156

000230



## SAIL CANADA/VOILE CANADA

## STATEMENT OF OPERATIONS AND CHANGE IN FUND BALANCE - GENERAL FUND

YEAR ENDED APRIL 30, 2018

	<u>2018</u>	<u>2017</u>
<b>Revenues</b>		
Membership and registration fees	\$ 456,094	\$ 437,156
Sport Canada	696,500	854,805
Sport Canada (flow-through)	92,600	50,000
Sport Centre Ontario		10,000
Own the Podium (note 13)	197,000	30,000
Grants - other	9,326	65,723
Sale of merchandise (note 9)	147,726	133,930
Sponsorship, advertising and other fundraising	116,462	185,337
Donations (note 11)	110,941	136,262
Athlete fees	61,194	61,782
National competitions	79,756	64,766
Cansail (program participation)	153,736	122,728
Other	22,258	23,754
	<u>2,143,593</u>	<u>2,176,243</u>
<b>Expenses</b>		
<b>General</b>		
Salaries and benefits - personnel	595,407	507,517
Travel	50,776	79,452
Cost of merchandise (note 9)	79,079	78,309
Insurance	90,381	96,262
Office and administration (note 12)	70,008	72,873
Dues and affiliation fees	31,302	29,857
Official languages	31,459	18,667
Resource materials and supplies (note 11)	140,351	160,912
Meetings - AGM	42,617	47,127
Consulting fees and professional fees	181,090	174,001
Bank charges and miscellaneous	18,604	25,746
Amortization	7,444	7,580
	<u>1,338,518</u>	<u>1,298,303</u>
<b>High Performance</b>		
Athlete support	82,000	92,868
Salaries and benefits	157,013	284,247
Contract coaches	140,234	92,787
Sports Science	3,638	4,637
Equipment, repairs and maintenance	47,220	144,000
Travel	26,958	103,064
	<u>457,063</u>	<u>721,603</u>
<b>Programmes</b>		
Event costs	78,341	70,722
Event costs (flow-through)	92,600	50,000
Volunteer and delegate travel	37,285	38,002
Training	56,145	65,906
	<u>264,371</u>	<u>224,630</u>
	<u>2,059,952</u>	<u>2,244,536</u>
<b>Excess (deficiency) of revenues over expenses</b>	83,641	(68,293)
<b>Interfund transfer (note 10)</b>		79,377
<b>Fund balance at beginning of year</b>	<u>155,714</u>	<u>144,630</u>
<b>Fund balance at end of year</b>	<u>\$ 239,355</u>	<u>\$ 155,714</u>

See accompanying notes to financial statements

## SAIL CANADA/VOILE CANADA

### NOTES TO FINANCIAL STATEMENTS (continued)

YEAR ENDED APRIL 30, 2018

#### 11. In-Kind Donations

During the year the Corporation recorded \$73,026 (2017 - \$96,860) of in-kind donations. These contributions are reflected in donations and resource materials and supplies expense.

#### 12. Commitments and Contractual Obligations

- (a) The Corporation's lease for office space has expired and has continued in overhold since July 31, 2010. Under the terms of the original lease agreement, overholding is defined as a month to month arrangement. Effective January 1, 2018, rent is charged monthly at \$3,611 including HST, and will increase annually in accordance with the Consumer Price Index (CPI).
- (b) The Corporation is committed to two equipment operating leases expiring on April 12, 2020 and August 30, 2021. The total annual lease payments over the next year are \$2,545.

#### 13. Own the Podium

Own the Podium revenue funding comes from the following funders:

	<u>2018</u>	<u>2017</u>
Sport Canada	\$ 98,500	\$ -
Canadian Olympic Committee	<u>98,500</u>	<u>30,000</u>
	<u>\$197,000</u>	<u>\$30,000</u>

#### 14. Financial Risks

The Corporation's objectives with respect to capital management are to maintain a minimum capital base that allows it to continue with and execute its overall purpose. The Corporation's board performs periodic reviews of its capital needs to ensure they remain consistent with the risk tolerance that is acceptable to the Corporation. The Corporation is not subject to any externally-imposed capital requirements.

The Corporation is exposed to market risk. Market risk is the risk of financial loss arising from fluctuations in the market price of the Corporation's investments. The Canadian Olympic Committee - Canadian Olympic Foundation is managing the market risk related to the investments in the Sail Canada Fund. To manage the market risk of the investments in the Financial Assistance Program and Endowment Fund, the Corporation has established a target mix of investments designed to achieve reasonable returns within acceptable and manageable risk tolerances.



## SAIL CANADA/VOILE CANADA

## STATEMENT OF OPERATIONS AND CHANGE IN FUND BALANCE - GENERAL FUND

YEAR ENDED APRIL 30, 2019

	<u>2019</u>	<u>2018</u>
<b>Revenues</b>		
Membership and registration fees	\$ 495,691	\$ 456,094
Sport Canada	696,500	696,500
Sport Canada (flow-through)	50,000	92,600
Own the Podium (note 13)	230,000	197,000
Grants - other	52,512	9,326
Sale of merchandise (note 9)	115,575	147,726
Sponsorship, advertising and other fundraising	95,261	116,462
Donations (note 11)	135,986	110,941
Athlete fees	93,876	61,194
National competitions	111,027	79,756
Cansail (program participation)	203,895	153,736
Other	29,358	22,258
	<u>2,309,681</u>	<u>2,143,593</u>
<b>Expenses</b>		
<b>General</b>		
Salaries and benefits - personnel	596,609	595,407
Travel	70,533	50,776
Cost of merchandise (note 9)	74,027	79,079
Insurance	86,537	90,381
Office and administration (note 12)	68,899	70,008
Dues and affiliation fees	24,951	31,302
Official languages	22,737	31,459
Resource materials and supplies (note 11)	140,631	140,351
Meetings - AGM	37,698	42,617
Consulting fees and professional fees	127,987	120,637
Bank charges and miscellaneous	24,228	18,604
Amortization	1,627	7,444
	<u>1,276,464</u>	<u>1,278,065</u>
<b>High Performance</b>		
Athlete support	121,039	82,000
Salaries and benefits	292,712	157,013
Contract coaches	218,312	140,234
Sports Science	8,483	3,638
Training hubs	110,000	-
Equipment, repairs and maintenance	97,168	47,220
Travel	72,004	26,958
	<u>919,718</u>	<u>457,063</u>
<b>Programmes</b>		
Event costs	116,269	78,341
Event costs (flow-through)	47,500	92,600
Program costs	87,678	60,453
Volunteer and delegate travel	50,667	37,285
Training	59,619	56,145
	<u>361,733</u>	<u>324,824</u>
	<u>2,557,915</u>	<u>2,059,952</u>
<b>Excess (deficiency) of revenues over expenses</b>	(248,234)	83,641
Interfund transfer (note 10)	88,046	-
Fund balance at beginning of year	<u>239,355</u>	<u>155,714</u>
<b>Fund balance at end of year</b>	<u>\$ 79,167</u>	<u>\$ 239,355</u>

See accompanying notes to financial statements

**SAIL CANADA/VOILE CANADA**

**NOTES TO FINANCIAL STATEMENTS (continued)**

**YEAR ENDED APRIL 30, 2019**

**11. In-Kind Donations**

During the year the Corporation recorded \$80,754 (2018 - \$73,026) of in-kind donations. These contributions are reflected in donations and resource materials and supplies expense.

**12. Commitments and Contractual Obligations**

- (a) The Corporation's lease for office space has expired and has continued in overhold since July 31, 2010. Under the terms of the original lease agreement, overholding is defined as a month to month arrangement. Effective January 1, 2019, rent is charged monthly at \$3,694 including HST, and will increase annually in accordance with the Consumer Price Index (CPI).
- (b) The Corporation is committed to two equipment operating leases expiring on April 12, 2020 and August 30, 2021. The total annual lease payments over the next year are \$2,545.

**13. Own the Podium**

Own the Podium revenue funding comes from the following funders:

	<u>2019</u>	<u>2018</u>
Sport Canada	\$172,500	\$ 98,500
Canadian Olympic Committee	<u>57,500</u>	<u>98,500</u>
	<u>\$230,000</u>	<u>\$197,000</u>

**14. Financial Risks**

The Corporation's objectives with respect to capital management are to maintain a minimum capital base that allows it to continue with and execute its overall purpose. The Corporation's board performs periodic reviews of its capital needs to ensure they remain consistent with the risk tolerance that is acceptable to the Corporation. The Corporation is not subject to any externally-imposed capital requirements.

The Corporation is exposed to market risk. Market risk is the risk of financial loss arising from fluctuations in the market price of the Corporation's investments. The Canadian Olympic Committee - Canadian Olympic Foundation is managing the market risk related to the investments in the Sail Canada Fund. To manage the market risk of the investments in the Financial Assistance Program and Endowment Fund, the Corporation has established a target mix of investments designed to achieve reasonable returns within acceptable and manageable risk tolerances.

303 2862

Protected B when completed



### Registered Canadian Amateur Athletic Association Information Return

#### Identification

Name of association See You In - Canadian Athletes Fund Corporation	
Address 106 Berkeley Street	
City Toronto	
Province or territory ON	Postal code M5A 2W

Return for fiscal period ending 2018-08-31 Year Month Day
Is this the first return filed by this association? Yes <input type="checkbox"/> No <input checked="" type="checkbox"/>
If "no," has the fiscal period changed from the last return filed? Yes <input type="checkbox"/> No <input checked="" type="checkbox"/>
Is this the final return to be filed by this association? Yes <input type="checkbox"/> No <input checked="" type="checkbox"/>
If "yes," please attach an explanation.
File number
BN/Registration number 85685 8642 RR0003

Is the address above the same mailing address as last year? Yes  No

If no, is the address above the new mailing address? Yes  No

#### Instructions

- Complete the Identification area.
- Complete the boxes (above right) to indicate the end of the association's fiscal period.
- Attach FINANCIAL STATEMENTS for the fiscal period covered by this return. These should include a statement of revenue and expenditures for the fiscal period and a statement of assets and liabilities as of the end of the fiscal period. The statements should indicate the different sources of revenue in sufficient detail to show how funds were spent or invested.
- Attach a list of the names, addresses, and occupations or lines of business of the association's current directors.
- Attach a list of the names and the official positions of the people who are authorized to issue official receipts for the association.
- Attach a note that fully explains what replacement procedure is followed in the event of lost or spoiled receipts.
- Within six months from the end of the fiscal period of the association, mail or deliver a completed return and all required documents to:

Charities Directorate  
Canada Revenue Agency  
Ottawa ON K1A 0L5

by the Minister of National Revenue

000236



**NCR MAILROOM**  
# 110  
24(1)  
**SALLE DU COURRIER**  
RCN

Donation Receipt Reconciliation 2018

Month	Donation Receipt Number	Receipt Amount	Donor	Gifts & Donations	Barter	ITEX	Art (IATS)	
	8325	425,000.00	19(1) and 24(1)					
	8326							
Oct	8327	437.01					437.01	
	8328	20.00						
	8329	100.00						
	8330	250.00						250.00
	8331	250.00						250.00
	8332	250.00						250.00
	8333	200.00						200.00
	8334	1,000.00			1,000.00			
	8335	500.00			500.00			
	8336	5,000.00						
	8337	2,300.00						2,300.00
Nov	8338	184.35				184.35		
	8339	10,000.00			10,000.00			
	8340	4,000.00					4,000.00	
	8341	10,000.00					10,000.00	
	8342	15,000.00				15,000.00		
	8343	9,000.00				9,000.00		
	8344	750.00						750.00
	8345							
Dec	8346	5,000.00			2,500.00			
	8347	2,000.00			2,000.00			
	8348	8,000.00			8,000.00			
	8349	150.00			150.00			
	8350							
	8351	400.00						400.00
	8352	5,000.00					5,000.00	
	8353	150.00						150.00
	8354	350.00			350.00			
	8355	54,000.00			54,000.00			
	8356							
	8357	3,000.00			3,000.00			
	8358	20,000.00						
	8359	5,200.00					5,200.00	
	8360	1,500.00					1,500.00	
	8361	7,000.00					7,000.00	
	8362	2,425.17				2,425.17		
	8363	1,000.00				1,000.00		
	8364	375.00						
	8365	375.00						
	8366	750.00						
	8367	750.00						
	8368	375.00						
	8369	375.00						
	8370	750.00						
	8371	750.00						
	8372	375.00						
	8373	1,500.00						
	8374	375.00						
	8375	1,000.00				1,000.00		
	8376		Blank					
	8377		Blank					
	8378		Blank					
Jan	8379	2,000.00		2,000.00				
	8380	200.00					200.00	
	8381	500.00					500.00	
	8382	150.00		150.00				
	8383	150.00		150.00				
Feb	8384	650.00					650.00	
	8385							
	8386	10,000.00		10,000.00				
	8387	101.00					101.00	
	8388	3,000.00						
	8389	200.00		200.00				
	8390	250.00		250.00				
	8391	50.00		50.00				
	8392	100.00		100.00				

	8393	3,000.00				3,000.00
Apr	8394	2,000.00	19(1) and 24(1)			2,000.00
	8395	1,645.83			1,645.83	
	8396	5,000.00				5,000.00
May	8397	30,000.00				30,000.00
	8398	500.00		500.00		
	8399					
July	8400	827.78		827.78		
	8401	150.00		150.00		
	8402	500.00		500.00		
Aug	8403	360.00		360.00		
	8404	13,225.00				13,225.00
	8405	10,000.00		10,000.00		
	8406	150.00		150.00		
	8407	150.00				
	8408	50.00		50.00		
	8409	150.00		150.00		
	8410	150.00		150.00		
	8411	200.00		200.00		
	8412					
	8413					
	8414					
	8415	50.00				
	8416	20.00				
	8417	425,000.00		425,000.00		
	8418		blank			
	8419		Blank			
	8420		Blank			
	8421		Blank			

Total 2018 Receipts 1,117,646.14

DISCLOSED  
PURSUANT TO  
ATIA-2021-129156  
COPY 1  
000238

Month	Donation Receipt Number	Receipt Amount	Donor	Gifts & Donations	Adopt an Athlete	Barter	
Sept	8421	10,000.00	19(1) and 24(1)				
	8422	1,000.00		1,000.00			
				13.48			
Oct	8423	150.00		150.00			
	8424						
	8425	976.00		976.00			
	8426	70.00		70.00			
	8427	250.00		250.00			
	8428	556.70		556.70			
Nov	8429	15,000.00			15,000.00		
					150.00		
	8430	7,000.00			7,000.00		
	8431	150.00			150.00		
					225.00		
	8432						
	8433	10,000.00					10,000.00
	8434	18,000.00					18,000.00
	8435	5,000.00					5,000.00
	8436	6,000.00				6,000.00	
Sept	8437	5,000.00					
	8438	6,000.00			6,000.00		
Dec	8439						
	8440	54,000.00			54,000.00		
					5,011.55		
	8441	3,996.12					3,996.12
	8442	3,996.12					3,996.12
	8443	2,000.00					2,000.00
	8444	30,000.00			30,000.00		
	8445	500.00					
	8446	4,500.00			4,500.00		
	8447	1,600.00					
	8448	200.00					
	8449	50,000.00		50,000.00			
	8450	50.00		50.00			
	8451	934.35				934.35	
	8452	2,000.00				2,000.00	
	8453	2,000.00				2,000.00	
	8454	1,000.00				1,000.00	
	8455	400.00				400.00	
8456	150.00						
8457			Blank				
8458			Blank				
8459			Blank				
8460			Blank				
8461			Blank				
8462			Blank				
8463			Blank				
8464			Blank				
8465			Blank				
8466			Blank				
8467			Blank				
8468			Blank				
Jan	8469	100.00		100.00			
	8470	5,000.00		5,000.00			
				5,600.00			
	8471						
	8472	2,500.00					
	8473	2,500.00					
	8474	4,038.00					
	8475	2,019.00					
	8476						
	8477	2,019.00					
	8478	2,019.00					
	8479	2,019.00					

Month	Donation Receipt Number	Receipt Amount	Donor	Gifts & Donations	Adopt an Athlete	Barter
	8480	4,038.00				
	8481		Blank			
			Benevity Community	152.00		
			Bank re Jane speaking	2,500.00		
			19(1) and 24(1)	155.77		
				161.81		
				1,000.00		
Feb	8482	250.00		250.00		
	8483	5,000.00		5,000.00		
	8484	1,500.00				1,500.00
Mar	8485	3,996.12				
	8486	3,996.12				
Feb	8487	1,000.00		1,000.00		
	8488	10,000.00		10,000.00		
	8489	10,000.00			10,000.00	
	8490					
Apr	8491	15,000.00		15,000.00		
	8492	200.00		200.00		
	8493	150.00		150.00		
	8494					
				555.79		
				15,000.00		
				0.82		
May	8495	200.00				
	8496					
	8497	50.00		50.00		
	8498	30.00		30.00		
June	8499	200.00		200.00		
	8500	100.00		100.00		
	8501	1,700.00		2,020.00		
	8502	4,000.00				
	8503	2,056.00		1,966.00		
Apr	8504	5,000.00				5,000.00
June	8505	6,000.00			6,000.00	
	8506	150.00				
	8507	150.00				
	8508	100.00				
	8509	100.00				
	8510	5,000.00				5,000.00
May	8511	5,000.00				5,000.00
	8512	10,000.00				10,000.00
				15.00		
July	8513	3,000,000.00		3,000,000.00		
	8514	400.00		400.00		
	8515	400.00		400.00		
	8516	100.00		100.00		
	8517	100.00		100.00		
	8518	500.00		500.00		
				1,000.00		
	8519	10,000.00				10,000.00
Aug	8520	500.00		500.00		
	8521	200.00		200.00		
	8522	110.00		110.00		
	8523	100.00		100.00		
	8524	4,000.00		4,000.00		
	8525					
				100.00		
				37.96		
June					10,000.00	

Total 2019 Receipts

3,376,569.53

000240

**SEE YOU IN - CANADIAN ATHLETES FUND CORPORATION**

**STATEMENT OF OPERATIONS**

**YEAR ENDED AUGUST 31, 2019**

	<u>2019</u>	<u>2018</u>
<b>Revenue</b>		
Contributions (Note 6)	\$ <u>3,552,122</u>	\$ <u>877,690</u>
<b>Expenditures</b>		
Management and administration (Note 4)	519,700	119,361
Athlete funding	516,000	864,000
Athlete engagements	15,957	58,390
Event costs	103,008	96,896
Staff wages and benefits	92,780	64,809
Marketing and promotion	64,627	30,931
Office and general	35,986	15,645
Professional fees	17,484	11,117
Telephone	8,633	8,880
Travel	3,748	9,509
Insurance	<u>2,430</u>	<u>2,233</u>
	<u>1,380,353</u>	<u>1,281,771</u>
<b>Net excess (deficit) of revenue over expenditures for the year</b>	\$ <u>2,171,769</u>	\$ <u>(404,081)</u>

DISCLOSED  
PURSUANT TO  
COPY  
ATIA-129396  
000241



# SEE YOU IN - CANADIAN ATHLETES FUND CORPORATION

## NOTES TO FINANCIAL STATEMENTS

AUGUST 31, 2019

5. Restricted fund balance

During the year, the Fund did not receive any restricted funds. Funds are internally restricted if athletes have been approved for funding but has not yet received the funds. 100 athletes were awaiting funding at year end before the next round of applications occurring in November 2019. The Fund internally restricted \$600,000 for these athletes at the end of fiscal 2019 (2018 - \$nil).

6. Contributions

During the year the Fund received a donation of \$3,000,000. The Fund committed to the donor to raise from other sources an equivalent amount.

7. Financial instrument risk

a) Liquidity risk

Liquidity risk arises through having excess financial obligations over available financial assets at any point in time. The Fund manages its liquidity risk by maintaining sufficient readily available funds in order to meets its liquidity requirements at any point in time.

b) Management of capital

The Fund views its capital as its net asset and manages its capital structure in a manner to ensure that it has adequate resources to meet its financial needs.

8. Comparative figures

Certain comparative figures have been reclassified to conform to the current year presentation.

000242



REGISTERED CANADIAN AMATEUR ATHLETIC ASSOCIATION INFORMATION RETURN

000051

OTTAWA ON K1A 0L5

CH192741312389

SKI JUMPING CANADA/CANADA SAUT  
À SKI  
49 ASPENSHIRE CRES SW  
CALGARY AB T3H 0R4

NCR MAILROOM  
# 110  
24(1)  
SALLE DU COURRIER  
RCN



5 14114 9658 RR 0001 2019-03-31 3028657

Return for Fiscal Period Ending		
20	19	03 31
Year	Month	Day
Is this the first return filed by this association?		
Yes <input type="checkbox"/>		No <input checked="" type="checkbox"/>
If "No", has the fiscal period changed from the last return filed?		
Yes <input type="checkbox"/>		No <input checked="" type="checkbox"/>
Is this the final return to be filed by this association?		
Yes <input type="checkbox"/>		No <input checked="" type="checkbox"/>
If "Yes", please attach an explanation.		

If the name or address shown above is incorrect or a more permanent address can be provided, print the necessary corrections below:

Corrected name

\_\_\_\_\_

\_\_\_\_\_

Corrected address (Number, Street, Apt. No., P.O. Box or R.R. No.)

City

Province or territory

Postal code

\_\_\_\_\_

NOTE:

To minimize the possibility of the annual mailing of the personalized Registered Canadian Amateur Athletic Association Information Return going astray, it is important that, where possible, a permanent mailing address be provided (i.e., address of the actual, physical location of the association or permanent P.O. Box number).

Instructions

1. Verify that the name and address are correct. To correct pre-printed information on this form, please use the information provided. Any changes (except to the contact information above) must be explained in an attachment to the return.

2. Complete the boxes (above right) to indicate the end of the association's fiscal period.

3. Attach FINANCIAL STATEMENTS for the fiscal period covered by this return. These should include a statement of revenue and expenditures for the fiscal period and a statement of assets and liabilities as of the end of the fiscal period. The statements should indicate the different sources of revenue in sufficient detail to show how funds were spent or invested.

4. Attach a list of the names, addresses, and occupations or lines of business of the association's current members.

5. Attach a list of the names and the official positions of the people who are authorized to issue official receipts for the association.

6. Note that the return fully explains what replacement procedure is followed in the event of lost or spoiled receipts.

7. Six months from the end of the fiscal period of the association, mail or deliver a completed return and required documents to:

Charities Directorate  
Canada Revenue Agency  
Ottawa ON K1A 0L5



6110001968310

000243

Question 6 response

A donation receipt for \$200 was issued to acknowledge donation of flight tickets.

DISCLOSED  
PURSUANT TO  
THE ATIA  
A-2021-129156  
COPY 1

000244

**SQUASH CANADA**

**STATEMENT OF OPERATIONS  
FOR THE YEAR ENDED MARCH 31, 2018**

	<u>2018</u>	<u>2017</u>
<b>REVENUE</b>		
Contributions		
Government	\$ 446,000	\$ 441,000
Other	29,228	6,631
Events	212,143	188,090
Fundraising and donations	27,439	182,094
Programs	77,602	87,487
Sponsorship	49,656	81,194
Membership	47,000	42,415
Miscellaneous	20,910	30,463
	<u>909,978</u>	<u>1,059,374</u>
<b>EXPENSES</b>		
Corporate and operations	304,917	313,889
Events	195,899	165,162
Governance	23,137	29,212
High performance	159,640	202,767
International fees and other	20,596	15,211
Sponsorship, marketing and communications	64,100	63,578
Sport programming	134,611	109,138
	<u>902,900</u>	<u>898,957</u>
<b>NET REVENUE FOR THE YEAR</b>	<u>\$ 7,078</u>	<u>\$ 160,417</u>

000245



# SQUASH CANADA

## STATEMENT OF OPERATIONS FOR THE YEAR ENDED MARCH 31, 2019

	<u>2019</u>	<u>2018</u>
<b>REVENUE</b>		
Contributions		
Sport Canada	\$ 441,000	\$ 446,000
Other	12,523	34,987
Events	180,365	212,143
Donations and fundraising	12,451	27,439
Programs	103,543	77,602
Sponsorship	37,665	49,656
Membership	47,000	47,000
Miscellaneous	17,127	15,151
	<u>851,674</u>	<u>909,978</u>
<b>EXPENSES</b>		
Corporate and operations	299,779	289,783
Events	171,157	195,899
Governance	20,370	23,137
High performance	189,730	159,640
International fees and other	15,732	20,596
Sponsorship, marketing and communications	60,047	64,100
Sport programming	175,228	149,745
	<u>932,043</u>	<u>902,900</u>
<b>NET REVENUE (EXPENSES) FOR THE YEAR</b>	<u>\$ (80,369)</u>	<u>\$ 7,078</u>

000246



**Table Tennis Canada Tennis de Table**  
**Schedule 1 - Revenue**

**For the year ended March 31**

**2018**

**2017**

	<b>Budget</b>	<b>Actual</b>	<b>Budget</b>	<b>Actual</b>
<b>Contributions - Sport Canada</b>				
Administration	\$ 31,000	\$ 33,000	\$ 31,000	\$ 31,000
Staff Salaries	105,000	105,000	105,000	105,000
Coaching Salaries	75,000	75,000	75,000	75,000
Operations and Programming	43,000	41,000	43,000	43,000
National Team Programs	130,000	162,000	130,000	130,000
Project Funds	42,000	10,000	10,000	10,000
PARA Table Tennis (AWAD)	84,000	84,000	84,000	84,000
<b>Grants</b>				
Coaching Association of Canada	25,000	19,244	25,600	17,266
ITTF / ITTF North America	21,000	89,404	38,500	67,005
Event Hosting	-	50,000	-	-
Olympic / Paralympic Committees	-	403	-	-
Sponsorship / Donations	205,000	113,212	143,000	188,492
<b>Event Hosting</b>				
Domestic - Canadian Championships	75,000	61,552	212,000	224,527
Domestic - Canada Cup	15,000	40,015	-	-
International - Women's World Cup	715,000	894,280	-	-
<b>Membership and Participation</b>				
Provinces	22,000	19,767	22,000	26,907
National Senior Team	30,000	46,635	115,000	86,620
National Junior Team	50,000	127,600	50,000	43,881
National PARA Team	8,000	13,488	6,000	20,486
Education and Training	7,000	6,527	-	-
National Training Centre	60,000	44,865	30,000	36,320
Sales and rent	34,000	37,300	32,000	58,535
Miscellaneous and exchange gain	3,000	1,206	2,900	2,494
	<b>\$ 1,780,000</b>	<b>\$ 2,075,498</b>	<b>\$ 1,155,000</b>	<b>\$ 1,250,533</b>

000247

## Table Tennis Canada Tennis de Table Statement of Operations and Changes in Net Assets

For the year ended March 31

2019

2018

Revenue		
Contributions – Sports Canada	\$ 478,000	\$ 510,000
Event hosting	297,218	995,847
Membership and participation	128,534	258,882
Grants	125,993	159,051
Sponsorship and donations	76,750	113,212
Sales and rent	44,880	37,300
Other	-	1,206
	<u>1,151,375</u>	<u>2,075,498</u>
Expenses		
Salaries, benefits and contractors	512,732	318,884
National Team	314,276	380,197
Event Hosting	277,661	925,300
Administration	187,269	110,209
PARA Table Tennis	87,442	132,396
Leadership development	65,575	30,102
Other	50,315	39,402
LTAD - Sport For Life	49,202	24,283
Cost of goods sold	13,134	18,000
Marketing	10,340	-
TTCAN Rating System	-	15,300
Amortization	-	1,706
	<u>1,567,946</u>	<u>1,995,779</u>
(Deficiency) excess of revenue over expenses	(416,571)	79,719
Balance, beginning of year	<u>266,765</u>	<u>187,046</u>
Balance, end of year	<u>\$ (149,806)</u>	<u>\$ 266,765</u>

000248

See accompanying notes to the financial statements.



CH192730746177


**REGISTERED CANADIAN AMATEUR ATHLETIC ASSOCIATION INFORMATION RETURN**

000036

OTTAWA ON K1A 0L5

Return for Fiscal Period Ending							
2	0	1	9	0	3	3	1
Year		Month		Day			
Is this the first return filed by this association?				Yes <input type="checkbox"/> No <input checked="" type="checkbox"/>			
If "No", has the fiscal period changed from the last return filed?				Yes <input type="checkbox"/> No <input checked="" type="checkbox"/>			
Is this the final return to be filed by this association?				Yes <input type="checkbox"/> No <input checked="" type="checkbox"/>			
If "Yes", please attach an explanation.							

The Canadian Baton Twirling Federation / La Federation Canadienne de Baton Sportif  
 1262 ELDORADO AVE  
 OSHAWA ON L1K 1G3



15 13652 3156 RR 0001 2019-03-31 0496083

If the name or address shown above is incorrect or a more permanent address can be provided, print the necessary corrections below:

Corrected name \_\_\_\_\_

Corrected address (Number, Street, Apt. No., P.O. Box or R.R. No.) \_\_\_\_\_

City \_\_\_\_\_

Province or territory \_\_\_\_\_ Postal code \_\_\_\_\_

**NOTE:**  
 To minimize the possibility of the annual mailing of the personalized Registered Canadian Amateur Athletic Association Information Return going astray, it is important that, where possible, a permanent mailing address be provided (i.e., address of the actual, physical location of the association or permanent P.O. Box number).

**Instructions**

If the name and address are correct. To correct pre-printed information on this form, please use the corrected information. Any changes (except to the contact information above) must be explained in an attachment to this return.

Use the boxes (above right) to indicate the end of the association's fiscal period.

Attach financial statements for the fiscal period covered by this return. These should include a statement of revenue and expenditures for the fiscal period and a statement of assets and liabilities as of the end of the fiscal period. The statements should indicate the different sources of revenue in sufficient detail to show how the funds were spent or invested.

Provide a list of the names, addresses, and occupations or lines of business of the association's current members.

Provide a list of the names and the official positions of the people who are authorized to issue official receipts on behalf of the association.

Note that fully explains what replacement procedure is followed in the event of lost or spoiled receipts.

Within 30 days from the end of the fiscal period of the association, mail or deliver a completed return and supporting documents to:

Charities Directorate  
 Canada Revenue Agency  
 Ottawa ON K1A 0L5



000249



**CBTF**  
**Profit and Loss**  
**April 2018 - March 2019**

	<u>Total</u>
<b>INCOME</b>	
4001 Expense Recoveries	2,265.67
4005 Membership Revenue	17,786.05
4010 Affiliation Fees	10,676.50
4030 Donations/Grants	2,500.00
4035 Advertising Revenue	1,766.47
4040 Entry Fees Earned	588.10
4041 Athlete's Party	4,650.00
4044 Team Trial Entries	11,953.65
4046 4046 Canadians Entry Fees	50,874.56
4050 Fees Earned	1,452.52
4060 Fundraising	12,011.04
4090 Misc. Income	4,398.05
4110 Sanction Fees Earned	1,185.00
4115 InterAction Revenue	945.00
4120 Canadian Contingent payments	43,747.12
4125 Clinic entry fee	3,540.00
4130 Grading medals	9,360.77
4145 Scholarship Fund	500.00
4155 Practice Gym Rental	6,510.00
<b>Total Income</b>	<b>\$ 186,710.50</b>
<b>GROSS PROFIT</b>	<b>\$ 186,710.50</b>
<b>EXPENSES</b>	
5020 Advertising Expense	58.27
5025 Athlete's Party Expense	4,229.89
5030 Awards Expense	18,931.45
5050 Bank Charges	318.25
5060 Data Input	1,500.00
5080 Donations/Gifts	381.32
5085 InterAction Expense	1,387.99
5090 Equipment Rental	125.00
5095 Honorariums	1,200.00
5100 Facility Rental	20,857.41
5105 Judging Fees	15,686.39
5120 Fees Expense	6,908.65
5121 Office Administrative Expense	5,089.43
5131 Food Expense	16,460.47
5132 Lodging Expense	34,415.24
5160 Insurance Premiums	10,427.40
5190 Membership/Affiliation Expense	1,973.72

000250

**The Canadian Polo Association**  
**Statement of Operations and Changes in Net Assets**

*For the year ended December 31, 2018*  
*(Unaudited - see Notice to Reader)*

	<b>Unrestricted Fund</b>	<b>Internally Restricted Fund</b>	<b>Internally Restricted Fund - Youth Account</b>	<b>2018</b>	<b>2017</b>
<b>Revenue</b>					
Donations	15,035	-	1,500	<b>16,535</b>	30,601
Memberships	11,649	-	-	<b>11,649</b>	10,188
	<b>26,684</b>	<b>-</b>	<b>1,500</b>	<b>28,184</b>	<b>40,789</b>
<b>Expenses</b>					
Merchandise	12,021	-	-	<b>12,021</b>	-
Salaries and benefits	11,000	-	-	<b>11,000</b>	13,250
Memberships and subscriptions	4,755	5,212	-	<b>9,967</b>	15,726
Training and education	4,530	-	-	<b>4,530</b>	7,030
Trophies and awards	-	4,131	-	<b>4,131</b>	-
Travel	-	-	3,438	<b>3,438</b>	-
Professional fees	-	3,263	-	<b>3,263</b>	5,423
Polo events	-	1,045	-	<b>1,045</b>	2,528
Office and general	-	866	-	<b>866</b>	5,763
Telephone	-	796	-	<b>796</b>	-
Bank charges and interest	129	86	110	<b>325</b>	6,576
	<b>32,435</b>	<b>15,399</b>	<b>3,548</b>	<b>51,382</b>	<b>56,296</b>
<b>Excess of revenue over expenditures (expenditures over revenue)</b>	<b>(5,751)</b>	<b>(15,399)</b>	<b>(2,048)</b>	<b>(23,198)</b>	<b>(15,507)</b>
<b>Net assets, beginning of the year</b>	<b>47,622</b>	<b>122,757</b>	<b>14,929</b>	<b>185,308</b>	<b>200,815</b>
<b>Net assets, end of year</b>	<b>41,871</b>	<b>107,358</b>	<b>12,881</b>	<b>162,110</b>	<b>185,308</b>

000251

**The Canadian Polo Association**  
**Statement of Operations and Changes in Net Assets**  
For the year ended December 31, 2019  
(Unaudited - see Notice to Reader)

	<i>Unrestricted Fund</i>	<i>Internally Restricted Fund</i>	<i>Internally Restricted Fund - Youth Account</i>	<b>2019</b>	<b>2018</b>
<b>Revenue</b>					
Donations	7,540	-	-	7,540	16,535
Memberships	13,114	-	-	13,114	11,649
Merchandise	4,019	-	-	4,019	-
	<b>24,673</b>	<b>-</b>	<b>-</b>	<b>24,673</b>	<b>28,184</b>
<b>Expenses</b>					
Salaries and benefits	13,000	-	-	13,000	11,000
Memberships and subscriptions	1,699	8,433	-	10,132	9,967
Trophies and awards	-	3,483	-	3,483	4,131
Polo events	3,400	11	-	3,411	1,045
Merchandise	-	3,142	-	3,142	12,021
Professional fees	-	3,019	-	3,019	3,263
Office and general	-	2,429	-	2,429	866
Telephone	-	728	-	728	796
Bank charges and interest	86	89	114	289	325
Training and education	-	-	-	-	4,530
Travel	-	-	-	-	3,438
	<b>18,185</b>	<b>21,334</b>	<b>114</b>	<b>39,633</b>	<b>51,382</b>
<b>Excess of revenue over expenditures (expenditures over revenue)</b>	<b>6,488</b>	<b>(21,334)</b>	<b>(114)</b>	<b>(14,960)</b>	<b>(23,198)</b>
<b>Net assets, beginning of the year</b>	<b>41,871</b>	<b>107,358</b>	<b>12,581</b>	<b>162,110</b>	<b>185,308</b>
<b>Net assets, end of year</b>	<b>48,359</b>	<b>86,024</b>	<b>12,767</b>	<b>147,150</b>	<b>162,110</b>

000252

## Canadian Pony Club Statement of Operations

For the year ended December 31	2019	2018
<b>Revenue</b>		
Head fees	\$ 183,070	\$ 183,600
Supply sales	16,623	13,114
Donations and sponsorships	12,496	16,695
Entry fees	-	1,356
Testing fees	2,075	3,200
Interest and miscellaneous	8,779	2,847
	223,043	220,812
<b>Expenses</b>		
Cost of supplies	8,379	4,435
Grants to regions	29,071	29,178
Insurance	6,627	6,698
Interest and bank charges	216	443
Office expenses	18,046	23,232
Other operating expenses	5,333	2,024
Professional fees	24,427	7,386
Programs	48,012	58,439
Salaries and benefits	45,062	45,795
	185,173	177,630
<b>Excess of revenues over expenses</b>	<b>\$ 37,870</b>	<b>\$ 43,182</b>

000253

# CANADIAN 505 ASSOCIATION

Financials as of 31 December 2018

## 2018 Balance Sheet

Assets	2017 YE	2018 YE
Current Assets		
BMO Chequing/Savings	\$3,138.12	\$10,680.62
Paypal Account	\$11,173.07	\$3,447.22
Total Current Assets	\$14,311.19	\$14,127.84
<b>Total Assets</b>	<b>\$14,311.19</b>	<b>\$14,127.84</b>
Liabilities and Equity		
Equity		
Opening Position	\$14,042.01	\$14,311.19
Net Income	\$269.18	(\$183.35)
Total Equity	\$14,311.19	\$14,127.84
Liabilities		
Accruals	\$0.00	\$0.00
Other	\$0.00	\$0.00
Total Liabilities	\$0.00	\$0.00
<b>Total Equity and Liability</b>	<b>\$14,311.19</b>	<b>\$14,127.84</b>

Note 1

## 2018 Income Statement

	2017	2018
<b>INCOME</b>		
Membership Dues	\$860.00	\$880.00
Sponsorships & Donations	\$0.00	\$0.00
Interest	\$0.00	\$0.00
Other	\$30.00	\$0.00
<b>TOTAL INCOME</b>	<b>\$890.00</b>	<b>\$880.00</b>
<b>EXPENSES</b>		
<b>Dues</b>		
CYA Dues	\$100.00	\$100.00
International Assoc Dues	\$369.81	\$325.50
Total Dues	\$469.81	\$425.50
<b>Administration</b>		
Mailing etc.	\$0.00	\$0.00
Promotional Materials	\$0.00	\$0.00
Web Domain & Support	\$100.00	\$70.00
Banking Fees	\$51.01	\$42.65
Other	\$0.00	\$0.00
Total Administration	\$151.01	\$112.65
<b>Regattas &amp; Sponsorship</b>		
Canadian Champ Support	\$0.00	\$500.00
Trophy Maintenance	\$0.00	\$25.20
Total Regattas & Sponsorship	\$0.00	\$525.20
<b>TOTAL EXPENSES</b>	<b>\$620.82</b>	<b>\$1,063.35</b>
<b>NET INCOME</b>	<b>\$269.18</b>	<b>-\$183.35</b>

Note 2

Note 3

Note 1: \$7,900 transferred from PayPal to BMO Account

Note 2: PayPal and BMO Maintenance Fees

Note 3: Association support for Vancouver 2018 Canadians

# CANADIAN 505 CLASS ASSOCIATION

Financials as of December 31, 2019

## 2019 Balance Sheet

	<u>2018 YE</u>	<u>2019 YE</u>
<b>Assets</b>		
Current Assets		
BMO Chequing/Savings	\$10,680.62	\$10,174.82
Paypal Account	<u>\$3,447.22</u>	<u>\$3,330.39</u>
Total Current Assets	\$14,127.84	\$13,505.21
<b>Total Assets</b>	<b>\$14,127.84</b>	<b>\$13,505.21</b>
<b>Liabilities and Equity</b>		
Equity		
Opening Position	\$14,311.19	\$14,127.84
Net Income	<u>(\$183.35)</u>	<u>(\$622.63)</u>
Total Equity	\$14,127.84	\$13,505.21
Liabilities		
Accruals	\$0.00	\$0.00
Other	<u>\$0.00</u>	<u>\$0.00</u>
Total Liabilities	\$0.00	\$0.00
<b>Total Equity and Liability</b>	<b>\$14,127.84</b>	<b>\$13,505.21</b>

## 2019 Income Statement

	<u>2018</u>	<u>2019</u>
<b>INCOME</b>		
Membership Dues	\$880.00	\$930.00
Sponsorships & Donations	\$0.00	\$0.00
Other	\$0.00	\$0.00
<b>TOTAL INCOME</b>	<u>\$880.00</u>	<u>\$930.00</u>
<b>EXPENSES</b>		
Dues		
Sail Canada (CYA)	\$100.00	\$100.00
International 505 Association	\$325.50	\$395.72
Total Dues	\$425.50	\$495.72
Administration		
Mailing etc.	\$0.00	\$0.00
Promotional Materials	\$0.00	\$0.00
Web Domain & Support	\$70.00	\$0.00 <i>Note 1</i>
Banking/Paypal Fees	\$42.65	\$11.11 <i>Note 2</i>
Other	<u>\$0.00</u>	<u>\$0.00</u>
Total Administration	\$112.65	\$11.11
Regattas & Sponsorship		
NA Championships Support	\$500.00	\$1,045.80 <i>Note 3</i>
Trophy Maintenance	<u>\$25.20</u>	<u>\$0.00</u>
Total Regattas & Sponsorship	\$525.20	\$1,045.80
<b>TOTAL EXPENSES</b>	<u>\$1,063.35</u>	<u>\$1,552.63</u>
<b>NET INCOME</b>	<b>(\$183.35)</b>	<b>(\$622.63)</b>

*Note 1:* Web Domain Hosting Invoice not received

*Note 2:* PayPal Fees

*Note 3:* Association support for Kingston 2019 North Americans

000255

**Edmonton International Baseball Foundation  
Statement of Revenue and Expenses  
for the Year Ended December 31, 2019**

Oct 17, 2020

**General Account - Revenues and Expenses**

	2019	2018
<b>Revenue</b>		
Investment Income	\$ 13,924.06	\$ 7,251.10
Donations	500.00	-
Foreign Exchange	1,490.96	-
Transfers In	207,610.76	-
<b>Total Revenue</b>	<u>223,525.78</u>	<u>7,251.10</u>
<b>Expenses</b>		
Bank Service Charges	65.61	316.55
Transfer Out	113,011.36	-
Scholarships	-	-
Honorariums	-	5,000.00
Insurance	1,466.00	13.00
Meetings	7,607.91	7,247.35
Office & Miscellaneous	5,505.89	2,545.48
Parking & Travel	4,000.00	2,800.00
Awards	-	459.12
Supplies	-	-
<b>Total Expenses</b>	<u>131,656.77</u>	<u>18,381.50</u>
<b>Excess Revenue over Expenses</b>	91,869.01	(11,130.40)

**Casino Account - Revenue and Expenses**

<b>Revenue</b>		
Casino Revenue Transfer	\$ -	\$ 78,641.05
Bank Interest	520.30	1,536.80
Transfer In	277,167.24	-
<b>Total Revenue</b>	<u>277,687.54</u>	<u>80,177.85</u>
<b>Expenses</b>		
Bank Charges	131.51	154.00
Casino Expenses (2017)	-	-
Donations	374,190.00	35,000.00
Transfer Out	277,167.24	-
<b>Total Expenses</b>	<u>651,488.75</u>	<u>35,154.00</u>
<b>Excess Revenue over Expenses</b>	-	45,023.85

000256 (373,801.21)

# TRIATHLON CANADA

## Statement of Operations and Changes in Net Assets

Year ended March 31, 2018, with comparative information for 2017

	2018	2017
Revenue:		
Grants (note 6)	\$ 1,770,933	\$ 1,416,200
Age group programs and capacity building	239,280	208,844
Sponsorships	197,133	72,740
Memberships and fees	155,920	156,170
Donations	92,011	76,183
National Triathlon Centre	63,716	220,470
Interest and other contributions	28,421	23,881
	<u>2,548,414</u>	<u>2,174,488</u>
Expenses:		
Performance programs	1,213,211	1,008,642
Sustainability and administrative expenses	664,451	756,778
Technical and events	486,517	434,338
Age group programs and capacity building	143,687	207,381
Provision for doubtful accounts	40,548	-
	<u>2,548,414</u>	<u>2,407,139</u>
Excess (deficiency) of revenues over expenses	-	(232,651)
Net assets, beginning of year	61,185	293,836
Net assets, end of year	<u>\$ 61,185</u>	<u>\$ 61,185</u>

See accompanying notes to financial statements.

000257



# TRIATHLON CANADA

## Statement of Operations and Retained Earnings

Year ended March 31, 2019, with comparative information for 2018

	2019	2018
Revenue:		
Grants (note 6)	\$ 2,000,718	\$ 1,770,933
Memberships and fees	255,724	155,920
Sponsorships	152,972	197,133
Donations	148,180	92,011
Age group programs	118,722	239,280
National Triathlon Centre (note 7)	66,950	63,716
Interest and other contributions	9,157	29,421
	<u>2,751,823</u>	<u>2,548,414</u>
Expenses:		
Performance programs	1,514,383	1,213,211
Sustainability and administrative expenses	796,963	664,451
Technical and events	317,990	486,517
Age group programs	134,638	143,687
Provision for doubtful accounts	-	40,548
	<u>2,763,974</u>	<u>2,548,414</u>
Excess (deficiency) of revenues over expenses	(12,151)	-
Net assets, beginning of year	61,185	61,185
Net assets, end of year	<u>\$ 49,034</u>	<u>\$ 61,185</u>

See accompanying notes to financial statements.

000258

# U SPORTS

## Statement of Operations

Year ended March 31, 2018, with comparative information for 2017

	2018	2017
<b>Revenue:</b>		
Member dues	\$ 1,513,686	\$ 1,460,805
Events/competitions	811,279	741,923
Funding	806,929	898,829
International	728,753	471,923
Marketing	597,498	676,469
Other	272,063	101,285
Donations	30,000	400
Merchandising	7,083	600
	<u>4,767,291</u>	<u>4,352,234</u>
<b>Expenses:</b>		
Payroll	1,745,663	1,771,123
Travel	1,055,314	675,768
Commercial	689,691	624,218
Administration	605,241	575,368
Events and competitions	356,882	218,505
International	332,024	476,092
Dues	178,500	123,500
Merchandising	69,627	89,751
	<u>5,032,942</u>	<u>4,554,325</u>
<b>Deficiency of revenue over expenses before the undernoted</b>	<b>(265,651)</b>	<b>(202,091)</b>
<b>Other income:</b>		
One-time dues fees	-	318,800
Foreign exchange gain	945	7,663
One-time expenses	-	(149,814)
	<u>945</u>	<u>177,649</u>
<b>Deficiency of revenue over expenses</b>	<b>\$ (264,706)</b>	<b>\$ (24,442)</b>

See accompanying notes to financial statements.

000259

**U SPORTS**

## Statement of Operations

Year ended March 31, 2019, with comparative information for 2018

	2019	2018
<b>Revenue:</b>		
Member dues	\$ 1,543,699	\$ 1,513,886
Funding	793,950	806,929
Events/competitions	722,974	797,600
International	689,379	728,753
Marketing	376,291	597,498
U SPORTS central	341,594	171,351
Interest and other	108,946	114,392
Donations	25,000	30,000
Merchandising	11,073	7,083
	<u>4,592,906</u>	<u>4,767,292</u>
<b>Expenses:</b>		
Payroll	1,706,415	1,726,513
Travel	1,005,765	1,074,464
Administration	561,630	603,433
Commercial	527,006	689,691
International	472,204	413,049
Dues	178,500	178,500
Events and competitions	150,830	280,732
Merchandising	86,114	66,561
	<u>4,688,464</u>	<u>5,032,843</u>
<b>Deficiency of revenue over expenses before the undemoted</b>	<b>(95,558)</b>	<b>(265,651)</b>
<b>Other income:</b>		
Foreign exchange gain	-	945
<b>Deficiency of revenue over expenses</b>	<b>\$ (95,558)</b>	<b>\$ (264,706)</b>

See accompanying notes to financial statements.

000260

# WATER SKI AND WAKEBOARD CANADA

STATEMENT OF OPERATIONS  
FOR THE YEAR ENDED MARCH 31, 2018

	<u>2018</u>	<u>2017</u>
<b>REVENUE</b>		
Sport Canada	\$ 625,000	\$ 625,000
Hosting grants	107,330	-
Coaching Association of Canada	6,400	6,155
Membership fees	26,429	28,443
Fees	15,551	6,638
Club and school programs	77,697	82,631
Nationals	29,713	106,141
Sponsorship	97,983	9,579
Donations and fundraising	10,198	51,114
Miscellaneous	1,365	13,502
	<u>997,666</u>	<u>929,203</u>
<b>EXPENSES</b>		
Administration	523,359	528,865
Coaching	10,924	8,494
High performance	314,883	292,646
Nationals	67,654	96,316
Officials	12,179	8,134
Sport development	12,417	8,751
	<u>941,416</u>	<u>943,206</u>
<b>NET REVENUE (EXPENSES) FOR THE YEAR</b>	<u>\$ 56,250</u>	<u>\$ (14,003)</u>

000261

# WATER SKI AND WAKEBOARD CANADA

STATEMENT OF OPERATIONS  
FOR THE YEAR ENDED MARCH 31, 2019

	<u>2019</u>	<u>2018</u>
<b>REVENUE</b>		
Sport Canada	\$ 625,000	\$ 625,000
Membership fees	23,976	26,429
Fees	44,742	17,987
Club and school programs	78,715	77,697
Sponsorship	85,406	97,983
Donations and fundraising	7,950	7,275
Miscellaneous	11,489	145,295
	<u>877,278</u>	<u>997,666</u>
<b>EXPENSES</b>		
Administration	153,629	145,400
Governance	16,215	29,845
Salaries	215,044	286,127
Programs		
Adaptive	47,675	40,750
Barefoot	7,500	2,000
Show Ski	47,912	16,270
Wake	95,592	194,976
Water Ski	271,847	226,048
	<u>855,414</u>	<u>941,416</u>
<b>NET REVENUE FOR THE YEAR</b>	<u>\$ 21,864</u>	<u>\$ 56,250</u>

000262



# WHEELCHAIR BASKETBALL CANADA

STATEMENT OF OPERATIONS  
FOR THE YEAR ENDED MARCH 31, 2018

	<u>2018</u>	<u>2017</u>
<b>REVENUE</b>		
Coaching Association of Canada	\$ 6,000	\$ 2,655
Contributions		
Sport Canada	2,146,504	2,090,760
Ontario	505,000	-
Other partners	327,646	186,255
Donations	14,171	26,320
Investment income	48,263	85,618
Membership and fees	31,602	24,192
High performance events and fees	279,294	131,701
Sponsorships	103,429	27,110
Telemarketing	87,147	116,744
	<u>3,549,056</u>	<u>2,691,355</u>
<b>EXPENSES</b>		
Domestic	190,506	225,392
Finance and administration	306,647	296,517
High performance	2,635,449	1,897,837
Marketing and communication	166,002	232,919
Technical	10,229	7,370
	<u>3,308,833</u>	<u>2,660,035</u>
<b>NET REVENUE FOR THE YEAR</b>	<u>\$ 240,223</u>	<u>\$ 31,320</u>

000263



# WHEELCHAIR BASKETBALL CANADA

## STATEMENT OF OPERATIONS FOR THE YEAR ENDED MARCH 31, 2019

	<u>2019</u>	<u>2018</u>
<b>REVENUE</b>		
Contributions		
Sport Canada	\$ 1,903,990	\$ 2,146,504
Ontario	-	505,000
Other partners	369,168	323,624
Coaching Association of Canada	2,038	6,000
Donations	29,896	14,171
Investment income	52,339	48,263
Membership and fees	33,085	31,602
High performance events and fees	73,449	283,316
Sponsorships	42,103	103,429
Telemarketing	96,096	87,147
	<u>2,602,164</u>	<u>3,549,056</u>
<b>EXPENSES</b>		
Domestic	144,105	190,506
Finance and administration	331,762	306,647
High performance	1,918,353	2,635,449
Marketing and communication	293,180	166,002
Technical	16,822	10,229
	<u>2,704,222</u>	<u>3,308,833</u>
<b>NET REVENUE (EXPENSES) FOR THE YEAR</b>	<u>\$ (102,058)</u>	<u>\$ 240,223</u>

000264



**WIND ATHLETES CANADA**  
**STATEMENT OF REVENUE AND EXPENDITURES**  
**FOR THE YEAR ENDED DECEMBER 31, 2018**

	<u>2018</u>	<u>2017</u>
<b>Revenue</b>		
Administration fees	\$ 13,940	\$ 4,871
Documentary income	2,974	5,667
Donations and grants	602,476	278,335
Amortization of deferred contributions - Note 5	189,801	47,815
Interest income	<u>4,538</u>	<u>1,289</u>
	<u>813,729</u>	<u>337,977</u>
<b>Expenses</b>		
Amortization	16,838	34,181
Awards, bursaries and other support	485,419	189,551
Bank charges and interest	3,881	2,116
Consulting fees - Note 6	43,642	43,592
Equipment rental	7,328	8,725
Insurance	1,347	1,347
Office	2,494	3,201
Professional fees	19,581	20,362
Travel	<u>2,864</u>	<u>-</u>
	<u>583,394</u>	<u>303,075</u>
Excess revenue from operations	230,335	34,902
Loss on disposal of assets	(38,723)	(8,576)
Loss on write down of loan receivable - Note 3	<u>(7,967)</u>	<u>-</u>
Excess revenue for the year	<u>\$ 183,645</u>	<u>\$ 26,326</u>

000265

*The accompanying notes are an integral part of these financial statements.*



**Wind Athletes Canada**  
**Statement of Revenue and Expenses**  
*For the year ended December 31, 2019*

	2019	2018
<b>Revenue</b>		
Amortization of deferred contributions (Note 8)	85,009	189,801
Donations and grants	481,869	602,476
Interest income	6,621	4,538
Administration fees	12,979	13,940
Documentary income	527	2,974
	<b>587,005</b>	<b>813,729</b>
<b>Expenses</b>		
Amortization	31,274	16,838
Awards, bursaries and other support	488,904	485,419
Bank charges and interest	6,133	3,881
Consulting fees (Note 7)	43,663	43,642
Equipment rental	4,850	7,328
Insurance	1,347	1,347
Office	6,575	2,494
Professional fees	24,756	19,581
Travel	236	2,864
	<b>607,738</b>	<b>583,394</b>
<b>Excess (deficiency) of revenue over expenses before other items</b>	<b>(20,733)</b>	<b>230,335</b>
<b>Other items</b>		
Loss on write down of capital assets held for sale (Note 6)	(55,500)	-
Loss on disposal of assets	(367)	(38,723)
Loss on write down of loan receivable	-	(7,967)
	<b>(55,867)</b>	<b>(46,690)</b>
<b>Excess (deficiency) of revenue over expenses</b>	<b>(76,600)</b>	<b>183,645</b>

000266

The accompanying notes are an integral part of these financial statements

# WOMEN'S SLEDGE HOCKEY OF CANADA

## Statement of Operations

Year ended June 30, 2018, with comparative information for 2017

	2018	2017
Revenue:		
Events	\$ 53,859	\$ 38,851
Grants	18,750	7,050
Donations	14,213	10,986
Donations - in kind	9,794	5,110
Merchandise sales	3,328	2,745
Memberships	1,180	920
	<u>101,124</u>	<u>65,662</u>
Expenditures:		
Events	79,638	58,886
Promotion	13,059	2,155
Administration (note 3)	7,578	5,401
	<u>100,275</u>	<u>66,442</u>
Excess (deficiency) of revenues over expenditures	\$ 849	\$ (780)

See accompanying notes to financial statements.

000267

# WOMEN'S SLEDGE HOCKEY OF CANADA

## Statement of Operations

Year ended June 30, 2019, with comparative information for 2018

	2019	2018
<b>Revenue:</b>		
Donations and Sponsorships	\$ 27,695	\$ 14,213
Grants	15,250	18,750
Donations - in kind	9,517	9,794
Events	7,880	53,859
Merchandise sales	6,897	3,328
Memberships	860	1,180
	<u>68,079</u>	<u>101,124</u>
<b>Expenditures:</b>		
Events	63,006	79,638
Administration (note 4)	7,706	7,578
Promotion	2,080	13,059
	<u>72,792</u>	<u>100,275</u>
<b>(Deficiency) excess of revenues over expenditures</b>	<b>\$ (4,713)</b>	<b>\$ 849</b>

See accompanying notes to financial statements.

**World Dwarf Games 2017  
INCOME STATEMENT  
DECEMBER 2018**

<b>REVENUE</b>	
DONATIONS	
FUNDRAISING	
REGISTRATION	
ACCOMMODATION	
INTEREST	
<b>TOTAL REVENUE</b>	-
<b>EXPENSES</b>	
VENUE	
VOLUNTEERS	
SPORTS & EVENTS	
ADMINISTRATION & PROMOTION	997.03
ACCOMMODATION	
INSURANCE	
T-SHIRTS & BRACELETS	
WEBSITE MAINTENANCE	
ATHLETE BURSARY	4,000.00
BANK CHARGES (INCLUDES PAYPAL)	146.89
<b>TOTAL EXPENSES</b>	<u>5,143.92</u>
<b>NET INCOME</b>	<u><u>(5,143.92)</u></u>

000269

**World Dwarf Games 2017  
INCOME STATEMENT  
DECEMBER 2019**

<b>REVENUE</b>	
DONATIONS	
FUNDRAISING	
REGISTRATION	
ACCOMMODATION	
INTEREST	
<b>TOTAL REVENUE</b>	-
<b>EXPENSES</b>	
VENUE	
VOLUNTEERS	
SPORTS & EVENTS	
ADMINISTRATION & PROMOTION	
ACCOMMODATION	
INSURANCE	
T-SHIRTS & BRACELETS	
WEBSITE MAINTENANCE	
ATHLETE BURSARY	
BANK CHARGES (INCLUDES PAYPAL)	124.28
<b>TOTAL EXPENSES</b>	<b>124.28</b>
<b>NET INCOME</b>	<b><u>(124.28)</u></b>

000270

# WRESTLING CANADA LUTTE

## Statement of Revenues and Expenditures

Year Ended March 31, 2018

	2018	2017
<b>REVENUE</b>		
Sport Canada	\$ 2,027,498	\$ 1,730,500
Donations	426,316	460,892
Association fees	388,638	470,418
Other agency support	264,166	462,839
Sales and marketing	34,434	201,335
Other	2,035	2,594
	3,143,087	3,328,578
<b>EXPENSES (Schedule 1)</b>	<b>3,131,261</b>	<b>3,276,772</b>
<b>EXCESS OF REVENUE OVER EXPENSES FROM OPERATIONS</b>	<b>11,826</b>	<b>51,806</b>
<b>OTHER INCOME</b>		
Unrealized gain on investments	231	1,155
<b>EXCESS OF REVENUE OVER EXPENSES</b>	<b>\$ 12,057</b>	<b>\$ 52,961</b>

000271

See notes to financial statements

# WRESTLING CANADA LUTTE

## Statement of Revenues and Expenses

Year Ended March 31, 2019

	2019	2018
<b>REVENUES</b>		
Sport Canada	\$ 1,831,750	\$ 2,027,500
Program fees	428,187	234,036
Other agency support	397,250	264,166
Donations	234,490	426,316
Association fees	223,805	154,602
Sales and marketing	51,235	34,814
Other	3,669	1,654
	3,170,386	3,143,088
<b>EXPENSES (Schedule 1)</b>	3,338,947	3,131,262
<b>EXCESS (DEFICIENCY) OF REVENUES OVER EXPENSES FROM OPERATIONS</b>	(168,561)	11,826
<b>OTHER INCOME</b>		
Prior year expense recovery	136,850	-
Unrealized gain on investments	1,394	231
	138,244	231
<b>EXCESS (DEFICIENCY) OF REVENUES OVER EXPENSES</b>	\$ (30,317)	\$ 12,057

000272

See notes to financial statements