



Network Solutions


Single-source global manufacturer of innovative end-to-end copper and fiber cabling systems

Bigger and Better than Ever


Thank you for choosing Leviton for your **network cabling systems**. We are excited to present an expanded portfolio of cable and connectivity for customers in Europe, the Middle East, and Africa, giving you even more options to meet your network requirements.



Don't miss these new solutions:



Cat 6A High-Flex Patch Cords (page A28)



Additional Cat 6A cable options (page A41)



VXC™ Coupler
(page A31)



Fiber Shuttered LC Port Cassettes (pages B13, B23, B30)



Fiber Universal Polarity Cassettes (pages B13, B23, B30)

A Copper Solutions

B Fiber Solutions

C Housings & Wallplates

D Cable Management

E SmartPatch

X Part Number Index


Your single source for End-to-End Cabling Systems

Leviton is a single-source global manufacturer of **end-to-end** fiber and copper cabling systems. That means all components — jacks, cable, patch panels and more — come from Leviton factories, where our product development teams are collocated with production and quality teams. This translates into **hyper-tuned systems** and **greater network longevity**. Plus, buying complete systems from one manufacturer simplifies ordering, delivery, and warranties.



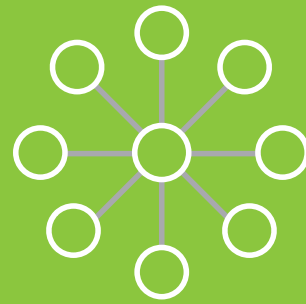
100+
countries around
the world

15M
connectors
made annually





1B feet of
cable made
annually



100M+
copper and fiber links
installed to date

Data Center Solutions — Leviton offers single-mode and multimode cabling systems that support networks up to 400 Gb/s and beyond, lasting through multiple generations of tech refreshes. And in our dedicated data center factories we make custom fiber and copper trunks, harnesses, and patch cords to speed delivery and deployment.



Enterprise Solutions — Leviton has an incredible history of connecting all types of enterprise networks: financial, tech, military, medical, academic and more, offering everything from interbuilding cabling to connectivity at the desk. We also help customers integrate emerging technologies into their networks, with cabling systems designed to support Power over Ethernet and the latest smart building initiatives.


A worker wearing a grey t-shirt, blue jeans, and a white cap is scanning a yellow barrel with a handheld device. The worker is surrounded by many other barrels of various colors (red, black, yellow) in a warehouse setting. A green arrow-shaped banner is overlaid on the image, pointing to the right.

Building Stronger Partnerships

As a privately owned company, Leviton is beholden to our customers, not outside stakeholders. We make **customer success** the core of everything we do by continually improving product quality, performance, and sustainability, while providing the highest level of project support.

1.25M

square feet
manufacturing
space





3,000+
certified installer companies

Customer
support:



90%

of questions resolved
on the first call

Manufacturing and Supply — Our UK factory has the capacity for larger orders and custom pre-terminated assemblies. And through strategically located warehouses and many distribution partners, you can be confident that product is always nearby.

Quality and Performance — Every product is rigorously tested by Leviton and third-party labs, replicating real world environments and worst-case scenarios. This ensures that margins meet our high standards and your mission critical networks will last.

Sustainability — Our focus on sustainability comes through in product designs that cut jobsite waste and environmentally friendly packaging. It's also built into our operations: the Leviton Network Solutions EMEA headquarters is the world's first network infrastructure supplier to achieve carbon neutral status in accordance with PAS 2060.

Customer Focus — With 20 sales offices worldwide, on-call customer support, data center designers, specification and application engineers, and logistics specialists, help is always nearby.

SECTION A CONTENTS

COPPER SYSTEMS	A3	Atlas-X1™ / eXtreme™ / Plus	CROSS CONNECT	A23	110-Style Wiring Products
	A5	System Selection Chart			
CATEGORY-RATED JACKS	A7	Introduction	COMPATIBILITY CHART	A25	QuickPort Jack Compatibility
	A8	Atlas-X1 QuickPort™		A26	Plus Jack Compatibility
	A9	eXtreme QuickPort	PATCH CORDS & PRE-TERMINATED TRUNKS	A27	Introduction
	A9	GigaMax™ QuickPort		A28	Cat 8 Patch Cords
	A10	Plugs & Adapter Bezels		A28	Cat 6A High-Flex Patch Cords
	A11	10GPlus Cat 6A		A29	Cat 6A Patch Cords
	A11	Cat6Plus Cat 6		A31	VXC™ Coupler
	A11	GigaPlus Cat 5e		A32	Cat 6 High-Flex Patch Cords
AV CONNECTIVITY	A12	QuickPort AV Jacks & Couplers		A33	Cat 6 Patch Cords
PATCH PANELS	A13	Introduction		A34	Cat 5e Patch Cords
	A14	Patch Panel Selection Guide		A35	CP Cords
	A15	e2XHD Snap-In Cassette Patching System > UTP & Shielded	COPPER CABLES	A35	Secure RJ System
	A16	Flat QuickPort > UTP & Shielded		A36	Make-to-Order Trunks
	A17	Angled QuickPort & VertiGO™ Zero-U QuickPort > UTP & Shielded		A37	Introduction
	A18	Snap-In-Jack Patch Panels		A38	CPR
	A19	Flat & Angled 110-Style > UTP		A39	Cat 8, Cat 7A & Cat 7 Shielded
	A20	10GPlus Cat 6A Patch Panels & Modules		A40	Cat 6A Shielded
	A21	Cat6Plus Cat 6 & GigaPlus Cat 5e Patch Panels		A41	Cat 6A UTP
	A22	Voice-Grade Panels & Labeling Solutions		A41	Cat 6 Shielded & UTP
				A43	Cat 5e Shielded & UTP
				A44	Additional Cables Available in the Middle East Only
			COPPER TOOLS & LABELING	A45	Introduction
				A46	Tools
				A46	Labeling Solutions

For information on which products may not be available in your region, please contact your local customer service representative for details.

COPPER SYSTEMS

Leviton copper systems combine category-rated performance with high-density, user-friendly designs to deliver the industry's most innovative family of solutions. Whether you are supporting a large enterprise, data center, or a small business infrastructure, we have the system to fit your needs. Refer to the system features below and on the following pages for an overview of our three copper system brands: Atlas-X1, eXtreme, and Plus.

SYSTEM FEATURES	Category 8 solutions
	Plenum-rated for use in air handling spaces
	High-performance wireless and AV support
	Advanced features (icons, shutters) for clear network ID and protection
	Unified form factor (Cat 5e to Cat 8) and termination style for easy migration
	Category designation on jack face
	13 color options
	Retention Force Technology™ in jacks protects tines and increases longevity
	Jack pin array geometry minimises arcing/pitting damage in Power over Ethernet (PoE) applications
	Exceeds PoE standards up to 100 watts
	Full range of EuroClass cables
	Component-rated products available
	Third-party channel tested and verified
	Performance exceeds the standard
	Shielded options for EMI/RFI protection
	High-density UTP and shielded shorter depth jacks to fit shallow backboxes



Atlas-X1

Mission Critical

eXtreme

Enterprise

Plus

Enterprise, Light Commercial

Premier category-rated system that delivers the highest level of verified performance and reliability. Supports high-performance wireless, high-definition AV, and high-power PoE applications.

Pairs high quality and performance with a user-friendly design to support fast, easy installations.

Proven performance and simple installation features allow for streamlined deployment.

- ✓
- ✓
- ✓
- ✓
- ✓
- ✓
- ✓
- ✓
- ✓
- ✓
- ✓
- ✓
- ✓
- ✓
- ✓
- ✓
- ✓
- ✓
- ✓
- ✓

-
-
-
-
-
- ✓
- ✓
- ✓
- ✓
- ✓
- ✓
- ✓
- ✓
- ✓
- ✓
-
-
-
-
-

-
-
-
-
-
-
-
-
-
-
-
-
-
- ✓
- ✓
- ✓
- ✓
- ✓
- ✓
- ✓



APPLICATIONS

MISSION CRITICAL:
Data Centers, Labs,
Universities, Hospitals,
Industrial, and Financial

JACKS

UTP

Atlas-X1™ UTP Jacks (Page A8)

SHIELDED

Atlas-X1™ Shielded Jacks (Page A8)



ENTERPRISE:
Schools, Office Buildings,
and Telecommunications
Rooms

UTP

eXtreme™ UTP Jacks (Page A9)



**ENTERPRISE,
LIGHT COMMERCIAL:**
Apartment Buildings,
Mixed Used Buildings,
and Small Businesses


UTP

Plus UTP Jacks (Page A11)


UTP

Plus UTP Jacks (Page A11)


PANELS




e2XHD (A15) or Any Empty UTP Panels



e2XHD (A15) or Any Empty Shielded QuickPort Panels




110-Style (A19) or Any Empty UTP QuickPort (Pages A16-A17), or Snap-In Jack Panels (Pages A18)




Any Empty Snap-In Jack Panels (Pages A18)


CABLES




AC6U (Page A41), C6U (Page A42), GPU (Page A43)



SFS82-50S (Page A39), AC6S/FTP (Page A40), C6F/FTP (Page A41)




AC6U (Page A41), C6U (Page A42), GPU (Page A43)



AC6U (Page A40), C6U (Page A42), GPU (Page A43)

AC6S/FTP (Page A40), C6F/FTP (Page A41)


PATCH CORDS



6AS10 (Page A30), H6A10 (Page A28), or AC6PCF (Page A29)



6AS10 (Page A32), H6A10 (Page A28), or AC6PCF (Page A29)



6AS10 (Page A30), H6A10 (Page A28), 6H460 (Page A32), AC6PCF (Page A29), or C6CPCU (Page A33)



5D460 (Page A34), GPCPCU (Page A34)



For our pre-terminated trunk offering please see page A36.




FEATURED PRODUCTS

Atlas-X1
Component-Rated
UTP & Shielded
Jacks **A8**

Jacks

Leviton copper jacks go through rigorous testing to ensure the highest levels of quality and reliability. Whether supporting mission-critical applications with Atlas-X1™, or enterprise with eXtreme™ and Plus jacks, Leviton has the connectivity solution for your needs.



ATLAS-X1 COMPONENT-RATED UTP & SHIELDED QUICKPORT JACKS

- Innovative wire manager and door-release levers support quick, repeatable terminations
- Tool-free design requires no specialized termination tools
- Patented Retention Force Technology™ (RFT) protects against tine damage and maintains contact force between plug and jack, preventing arcing from intermittent disconnects in PoE applications
- Interchangeable icons available (voice, data, AV, and blank), color-coded to match the jack face
- Jack with internal shutter is available to protect ports from dust, debris, and contaminants
- Shielded jacks provide additional EMI/RFI protection, signal isolation, and alien crosstalk (AXT) suppression
- Unified form factor and termination method, from Cat 5e to Cat 8
- Tested and approved for use in air-handling spaces (plenum rating) in accordance with UL Standard 2043
- PoE optimized tine geometry prevents arcing damage where plug and jack make contact, extending the life of the jack and ensuring maximum performance (see specification sheets for full PoE capabilities)
- Solid metal body dissipates 53% more heat than plastic, minimising damage from excess heat in PoE applications
- Made in the USA

ATLAS-X1 UTP QUICKPORT JACKS

DESCRIPTION	CAT 6A	CAT 6	CAT 5E
Atlas-X1 UTP QuickPort Jack	[A] 6AUJK-R*6	61UJK-R*6	5EUJK-R*5
Atlas-X1 UTP QuickPort Jack with Shutter	6AUJK-S*6	61UJK-S*6	5EUJK-S*5
Atlas-X1 UTP QuickPort Jack, GreenPack™ 12-Pack, with icons	6AUJK-C~6	61UJK-C~6	—

ATLAS-X1 SHIELDED QUICKPORT JACKS

DESCRIPTION	CAT 8	CAT 6A	CAT 6	CAT 5E
Atlas-X1 Shielded QuickPort Jack	[B] 81SJK-R†8	6ASJK-R*6	61SJK-R*6	—
Atlas-X1 Shielded QuickPort Jack with Shutter	—	6ASJK-S*6	61SJK-S*6	—
Atlas-X1 Shielded QuickPort Jack, GreenPack 12-Pack, with icons	—	[C] 6ASJK-C~6	61SJK-C~6	—

† = Colors: Black (E), Gray (G)

* = Colors: Choose from any of the colors below.

~ = Colors: White (W), Black (E), Blue (L)

~ = Colors: White (W), Black (E), Gray (G)

ATLAS-X1 ACCESSORIES

DESCRIPTION	PART NO.
Atlas-X1 Bulk Icons, pack of 72 (2-sided icons, 24 of each icon)	[D] ICONS-IC*
Atlas-X1 UTP Wire Managers, bag of 10, white	AXUJK-BWM
Atlas-X1 Shielded Wire Managers, bag of 10, gray	[E] AXSJK-BGM
Atlas-X1 Shielded Wire Managers for Cat 8, bag of 10, black	AXSJK-BEM

* = Colors: Choose from any of the colors below.




Compatibility References:

See pages A25-A26 for patch panel and jack compatibility.

See pages C25-C26 for housings, wallplates, and jack compatibility.

CATEGORY-RATED JACKS | eXtreme™ & GigaMax™ QuickPort™



EXTREME UTP QUICKPORT JACKS

- Patented Retention Force Technology™ (RFT) protects against damage from 4- or 6-pin plugs
- Pair Separation Towers facilitate quick, effective termination
- Compatible with Fluke JackRapid™ Punchdown Tool for quick and easy terminations
- Cat 6A jack includes patented Cone of Silence™ for alien crosstalk (AXT) suppression
- Patented large-format, tear-away, dual-layer wiring guide
- Supports PoE; see specification sheet for full capabilities
- Made in the USA

GIGAMAX UTP QUICKPORT JACKS

- Single T568A or T568B wiring labels simplify terminations
- Narrow jack profile for high-density installations
- Compatible with Fluke JackRapid™ Punchdown Tool
- Durable one-piece frame built for longevity
- Supports PoE; see specification sheet for full capabilities
- Made in the USA

Compatibility References:

See pages A25-A26 for patch panel and jack compatibility.

See pages C25-C26 for housings, wallplates, and jack compatibility.

EXTREME UTP QUICKPORT JACKS

DESCRIPTION	1-PACK	GREENPACK™ 12-PACK	QUICKPACK™ 25-PACK	QUICKPACK 150-PACK WITH JACKRAPID TOOL
[A] eXtreme Cat 6A UTP QuickPort Jack	6110G-R*6	6110G-C^6	—	—
[B] eXtreme Cat 6 UTP QuickPort Jack	61110-R*6	—	61110-B*6	61110-J*6
[C] eXtreme Cat 5e UTP QuickPort Jack	5G110-R*5	—	5G110-B*5	5G110-J*5

GIGAMAX UTP QUICKPORT JACK

[D] GigaMax Cat 5e UTP QuickPort Jack	5G108-R*5	—	5G108-B*5	5G108-J*5
---------------------------------------	-----------	---	-----------	-----------

* = Colors: Choose from any of the colors below.

^ = Colors: White (W), Black (E), Blue (L)

All Leviton Category-Rated Jacks are RoHS Compliant.



SPOTLIGHT

GreenPack™




Leviton Atlas-X1™ Cat 6 and Cat 6A, and eXtreme Cat 6A jacks are available in GreenPack bulk packaging. The convenient packages of 12 jacks, available in shielded and UTP, provide contractors with an efficient option for large-scale projects and installations, with fewer individual parts to manage and less jobsite waste. Each bulk pack features:

- Easy to open, reusable packaging
- Protection for all included components
- Choice of three jack colors for better network planning
- 100% recyclable packaging

Atlas-X1 and eXtreme jacks are compatible with all Leviton QuickPort products.

CATEGORY-RATED JACKS | Plugs & Adapter Bezels



CAT 6A PLUG

- Cat 6A Universal Tool-Free plug offers easy field termination without special tools and terminates from 26- to 22-gauge solid or stranded conductors, supporting shielded and UTP applications

CAT 6 PLUG

- Cat 6 plug provides quick UTP wire terminations, with clear housing for wire sequence verification and cable feedthrough plug opening for crimp precision

JACK ADAPTER BEZELS

- Jack adapter bezels allow QuickPort Jacks to be installed in third-party wallplates and housings
- Jack adapter bezels work with all QuickPort Jacks

Compatibility References:

See pages A25-A26 for patch panel and jack compatibility.

See pages C25-C26 for housings, wallplates, and jack compatibility.

CAT 6A PLUG	
DESCRIPTION	PART NO.
[A] Cat 6A Universal Tool-Free Plug	6APLG-S6A
CAT 6 PLUG	
[B] Cat 6 EZ-RJ45® Plug [^]	47613-EZ6
JACK ADAPTER BEZELS, MIDDLE EAST	
[C] CommScope Jack Adapter Bezel (jack not included)	AB100-00 ⁺
[D] Clipsal® Jack Adapter Bezel (jack not included)	AB200-00 [*]
[E] LexCom Jack Adapter Bezel (jack not included)	AB300-00 ⁺

[^] = See Copper Tools Page A48 for EZ-RJ 45 crimp tool

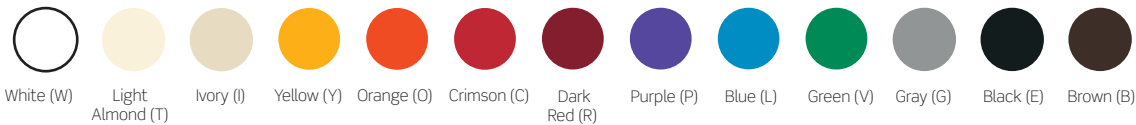
⁺ = Colors: Choose from white or black.

Bezel color will be visible after installation.

x = Colors: White (W), Light Almond (T), Ivory (I), Gray (G), Black (E), Brown (B)

* = Colors: Choose from any of the colors below.

Bezels packaged individually and sold separately from jacks.



SPOTLIGHT

Tool-Free Termination with Atlas-X1™ Jacks



The Atlas-X1 jack simplifies terminations with a unique tool-free design. Once dressed and excess cable is trimmed away, the wire manager seamlessly inserts into the back of the jack. Once the doors are closed around it, the termination is complete. It's that simple. If re-termination is required, the door release levers reopen to remove the wire manager, saving valuable time on re-terminations.

You can see step-by-step termination videos at Leviton.com/ns/videos.

CATEGORY-RATED JACKS | 10GPlus Cat 6A, Cat6Plus Cat 6 & GigaPlus Cat 5e



10GPLUS CAT 6A COMPONENT-RATED SHIELDED TOOL-FREE SNAP-IN JACK

- High electrical performance with ample headroom in installed links
- Component performance certified by third-party testing labs
- Tool-free design requires no specialized termination tools
- 360° screen: rear contact features ensure contact to the cable shields and good EMI resistance
- Quick release function supports fast, safe, repeatable terminations

10GPLUS CAT 6A UTP TOOL-FREE SNAP-IN JACK

- Rear, top, or side entry cable configuration for maximum flexibility
- Tool-free design requires no specialized termination tools

CAT6PLUS CAT 6 SHIELDED TOOL-FREE SNAP-IN JACK

- High electrical performance with ample headroom in installed links
- Tool-free design requires no specialized termination tool
- 360° screen: rear contact features ensure contact to the cable shields and good EMI resistance
- Quick release function supports fast, safe, repeatable terminations

CAT6PLUS CAT 6 UTP TOOL-FREE SNAP-IN JACK

- Rear, top, or side entry cable configuration for maximum flexibility
- Tool-free design requires no specialized termination tool


GIGAPLUS CAT 5E UTP TOOL-FREE SNAP-IN JACK

- Rear, top, or side entry cable configuration for maximum flexibility
- Tool-free design requires no specialized termination tools

10GPLUS CAT 6A TOOL-FREE SNAP-IN JACKS	
DESCRIPTION	PART NO.
[A] 10GPlus Cat 6A Shielded Tool-free Snap-In Jack	AC6JAKS000DC
[B] 10GPlus Cat 6A UTP Tool-free Snap-In Jack	AC6JAKU002
CAT6PLUS CAT 6 TOOL-FREE SNAP-IN JACK	
DESCRIPTION	PART NO.
[C] Cat6Plus Cat 6 Shielded Tool-free Snap-In Jack	C6CJAKS000DC
[D] Cat6Plus Cat 6 UTP Tool-free Snap-In Jack	C6CJAKU002
GIGAPLUS CAT 5E UTP TOOL-FREE SNAP-IN-JACK	
[E] GigaPlus Cat 5e UTP Tool-Free Snap-In Jack	GPCJAKU002

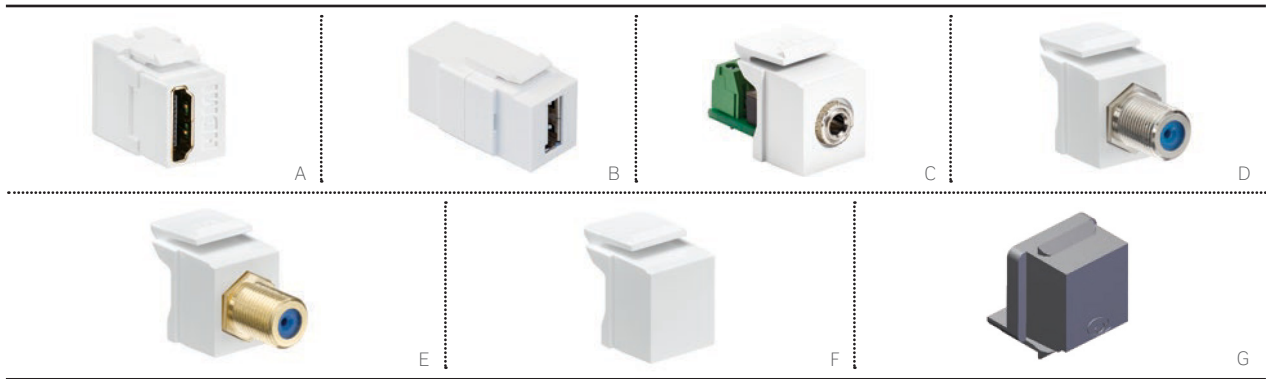
Compatibility References:
 See pages A25-A26 for patch panel and jack compatibility.
 See pages C25-C26 for housings, wallplates, and jack compatibility.

SPOTLIGHT Fast and Easy Terminations with eXtreme™ Jacks



eXtreme jacks feature Pair Separation Towers that make it easy to untwist and separate conductors, while the Fluke JackRapid™ Punchdown tool dramatically cuts down on installation time by seating and cutting all wires at once. The JackRapid Tool comes with QuickPack orders of 150 eXtreme Cat 6A and Cat 6 Jacks.

You can see step-by-step termination videos at Leviton.com/ns/videos.



QUICKPORT™ AV JACKS, COUPLERS & BLANKS

- HDMI® coupler works with HDMI Type A connectors
- 3.5 mm Stereo Jack facilitates classroom, workstation, and computer audio applications
- Coax F-Connector Couplers are SCTE compliant and support signals up to 3 GHz
- QuickPort blank inserts secure unused ports in wallplates and housings for future expansion

Compatibility References:

See pages A25-A26 for patch panel and jack compatibility.

See pages C25-C26 for housings, wallplates, and jack compatibility.

SNAP-IN JACK BLANK INSERTS

- Snap-In Jack blank inserts secure unused ports in wallplates and housings for future expansion

QUICKPORT AV JACKS, COUPLERS & BLANKS

DESCRIPTION	PART NO.
[A] HDMI Coupler, white	40834-00W
[B] USB A/A Coupler, white	40835-00W
[C] 3.5 mm Stereo Jack, screw terminal, white	40839-SWS
[D] F-Connector Coupler, nickel plated, feedthrough, white	41084-FWF
[E] F-Connector Coupler, gold plated, feedthrough, white	40831-0BW
[F] Blank Insert (pack of 10), white	41084-0BW

SNAP-IN-JACK BLANK INSERTS

[G] Snap-in Jack Blank, black	MMCJAKBLK2
Snap-in Jack Blank, white	MMCJAKBLK3

SPOTLIGHT

Surface-Mount QuickPort™ Boxes




Surface-Mount QuickPort Boxes

Leviton Surface-Mount QuickPort Boxes support voice and data applications in office, retrofit, or other surface-mount environments, and they accept all individual QuickPort jacks. The compact boxes are available with 1, 2, 4, 6, or 12 ports, with the 1-, 2-, and 4-port housings approved for installation in air-handling spaces.

Learn more on page C7.

Compatibility References:

See page C25-26 for housings, wallplates, and jack compatibility



FEATURED PRODUCTS

e2XHD Snap-In Cassette Patching System **A15**

1RU 48-Port Flat & Angled Shielded Panels **A16-A17**

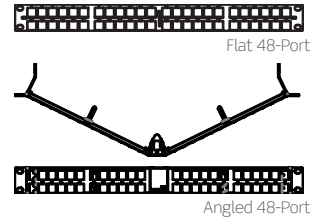
Patch Panels & Cross Connect

Choose Leviton for all your patch panel needs. Our e2XHD high-density panels make patching easier than ever, using snap-in copper and fiber cassettes. Other popular styles include the 1RU 48-port, component-rated Cat 6 110-style, and Snap-In Jack solutions. Additional UTP, shielded, and angled styles round out the industry's largest selection of patch panels.

e2XHD Snap-In Cassette Patch Panels ▶ A15

These high-density panels are designed for data center applications where fast, single-click deployment and simple maintenance are important. They accept both UTP and shielded copper as well as fiber e2XHD snap-in cassettes in the same panel.

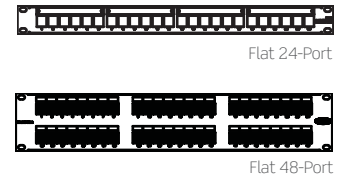
Available Styles: Flat | Angled



Flat Patch Panels ▶ A15, A16, A18-A21

Traditional, flat profile works well in almost any application. Most flat panels include rear cable management bars. Flat panels with angled ports also available.

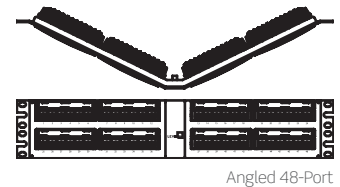
Available Styles: 110-Style | LSA-Style | QuickPort | Snap-In-Jack



Angled Patch Panels ▶ A17

Recommended for use in racks to optimize patch cord management and rack space utilization.


Available Styles: 110-Style | QuickPort | Snap-In-Jack



Zero-U Patch Panels ▶ A17

VertiGO™ panels are recommended for use in data center cabinets, or for any application that needs connectivity outside of the traditional 19-inch rack space. Vertical channel models provide cable routing and protection.

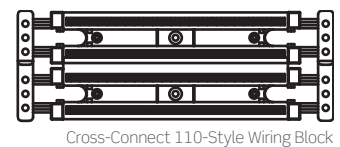
Available Styles: QuickPort



Cross-Connect ▶ A23-A24

Dependable, flexible, and cost-effective, 110-style and 66-block cross-connect products are ideal for telecommunications rooms and distribution frames.

Available Styles: Cat 6A | Cat 6 | Cat 5e



SPOTLIGHT

Mini Enclosures for Non-Traditional Network Areas



The Opt-X SDX Mini Wall-Mount Enclosure provides simple deployment and flexible mounting options for remote network hubs, non-traditional network areas, and other areas with extreme space constraints. It accepts six copper ports by using a QuickPort adapter plate (5F100), or up to 24 LC fibers or 12 SC fibers using an SDX cassette or adapter plate.

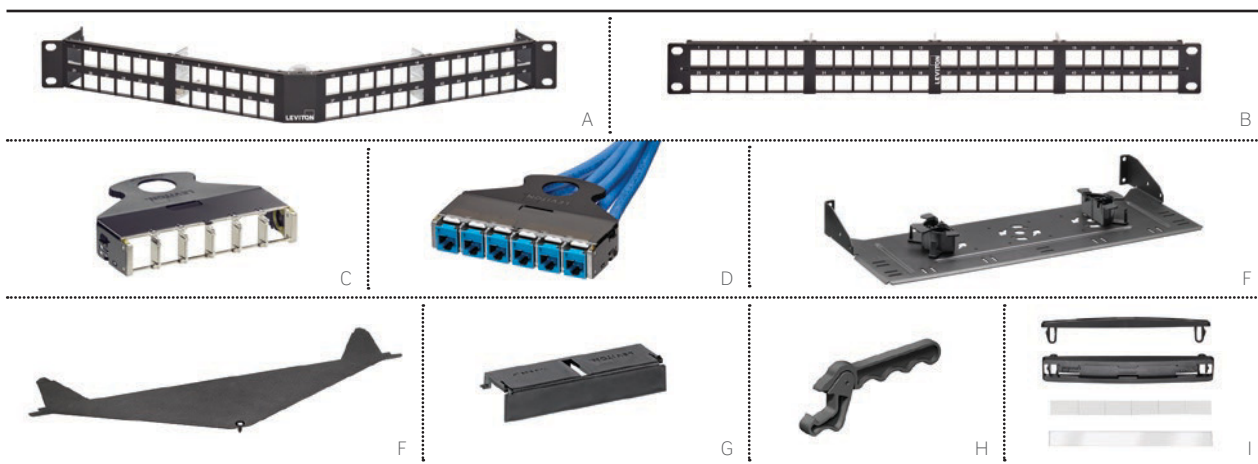
Learn more on page B20.



PATCH PANELS |

e2XHD Snap-In Cassette Patching System > UTP & Shielded

Patch Panels
COPPER



The e2XHD Snap-In Cassette Patching System includes 1RU panels, copper and fiber snap-in cassettes, and accessories for additional cable protection and management. The e2XHD cassettes quickly snap in and pull out of the high-density panels, making installation, moves, adds, and changes easier than ever.

- Panels allow a mix-and-match of Leviton fiber and copper snap-in cassettes
- Cassettes are available empty or on pre-terminated trunks (see page A36)
- UTP copper jacks easily snap into cassette after termination
- System accessories include rear cable managers, blank cassette inserts for unused cassette openings, and a cover for the angled panel, minimizing dust or debris

Compatibility References:

See pages A25-A26 for patch panel and jack compatibility.

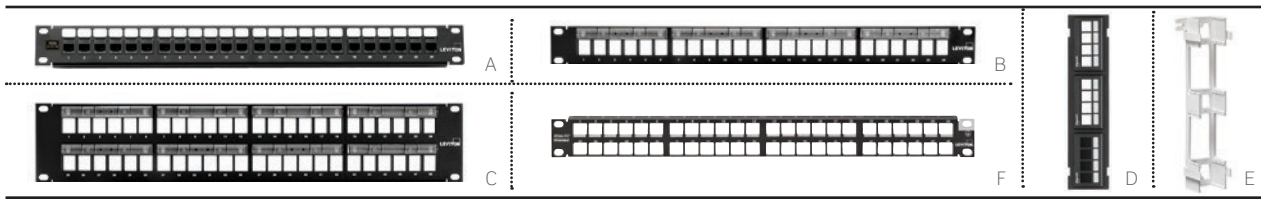
e2XHD UTP & SHIELDED SNAP-IN CASSETTE PATCHING SYSTEM	
DESCRIPTION	EU PART NO.
[A] 1RU 48-Port e2XHD Angled High-Density Panel (UTP, shielded, fiber), black	E2X1A-x48
[B] 1RU 48-Port e2XHD Flat High-Density Panel (UTP, shielded, fiber), black	E2X1F-x48
[C] 6-port e2XHD Cassette, empty*	E2XHD-BRK
[D] e2XHD Copper Cassette, terminated to trunk cable (see page A34)	Configure online^
e2XHD Rear Cable Manager for Angled Panel, with fiber storage rings (four quarter-round rings)	E2XHD-CMB
[E] e2XHD Rear Cable Manager for Flat Panel, with fiber storage rings (four quarter-round rings)	E2X1F-CMB
[F] e2XHD Angled Panel Cover, black	E2XHD-COV
[G] e2XHD Cassette Blank, black	E2XHD-BLK
[H] QuickPort™ Jack Removal Tool	E2XHD-JRT
[I] e2XHD Label Kit (4 pack)*	E2XHD-LBL

x = Includes mounting hardware and earthing kit specific to EU (E), Middle East (S)
+ = Label kit occupies one row of panel.

* = QuickPort jacks sold separately (see pages A8-A9 and A12).
^ = Configure online at Leviton.com/ns/emea/mta



e2XHD Snap-In Cassette Patching System for fiber applications on pages B30.



FLAT UTP QUICKPORT PATCH PANELS

- Standard-density 24- and 48-port panels are available with white blocks or patented magnifying lens label holder
- Silk-screened port numbers on panel front
- High-density 1RU 48-port maximize rack space and reduce costs in high-density applications

ATLAS-X1™ FLAT SHIELDED QUICKPORT PATCH PANELS

- Shielding protects against electromagnetic interference (EMI) and radio frequency interference (RFI), and provides excellent alien crosstalk (AXT) suppression
- Includes appropriate earthing hardware
- High-density 1RU 48-port option maximizes rack space and reduces costs in high-density applications

See Section D for Cable Management Solutions and Accessories.



49005-CMB included with all flat panels at left, unless otherwise noted.

FLAT QUICKPORT PATCH PANELS, PATCH BLOCKS & ACCESSORIES

DESCRIPTION	CAT 6A	CAT 6	CAT 5E	EMPTY
1RU 24-Port Flat QuickPort Patch Panel, black	[A] 6910G-U24	69270-U24	5G270-U24	49255-H24
1RU 24-Port Flat QuickPort Patch Panel, black, without cable management bar	—	—	—	49355-H24*
1RU 48-Port Flat High-Density QuickPort Patch Panel, black, without cable management bar	—	—	—	49255-Q48*
2RU 48-Port Flat QuickPort Patch Panel, black	6910G-U48	69270-U48	5G270-U48	49255-H48
2RU 48-Port Flat QuickPort Patch Panel, black, without cable management bar	—	—	—	49355-H48*
1RU 24-Port Flat QuickPort Patch Panel, magnifying lens label holder, black	—	—	—	[B] 49255-L24
2RU 48-Port Flat QuickPort Patch Panel, magnifying lens label holder, black	—	—	—	[C] 49255-L48
2RU 48-Port Flat QuickPort Patch Panel, vertical numbering, black	—	—	—	49255-48N
12-Port QuickPort Patch Block, mounting bracket (item H below) sold separately, 10" H x 2.375" W, black	—	—	—	[D] 49255-Q89
12-Port QuickPort Patch Block, extra deep, mounting bracket included, 10" H x 2.375" W, black	—	—	—	47689-OQP
QuickPort Patch Block 89D Mounting Bracket (mounts to item G)	—	—	—	[E] 40089-00D

ATLAS-X1 FLAT SHIELDED PATCH PANELS

DESCRIPTION	1RU 24-PORT	1RU 48-PORT	2RU 48-PORT
Flat Shielded QuickPort Patch Panel, black	4S255-S24	—	4S255-S48
Flat Shielded QuickPort Patch Panel, black, without cable management bar	—	[F] 4S255-D48*	—

* = Cable management bar sold separately.

Cat 6A/6/5e patch panels are kitted with black 6110G, 61110, or 5G110 jacks.

QuickPort jacks are available on pages A8-A9.

Compatibility References:

See pages A25-A26 for patch panel and jack compatibility.

SPOTLIGHT

New Cable Management Clip from Leviton



Manage up to 24 individual cables with the new, easy-to-install Cable Management Clip.


The user-focused design is engineered to speed deployment, quickly snapping onto Leviton cable management bars without any tools or tie wraps to streamline installation and maintenance.

The cable management clip is compatible with flat QuickPort™ and 110-style panels, and come kitted with flat 110-style Cat 6A (6A586-Bxx) and Cat 6 (69586-Bxx) panels. The result is easier, neater, more efficient network management, with improved density for larger diameter cables and discrete cable retention at the rear of the patch panels.

See page D6 for more information.

PATCH PANELS | Angled QuickPort™ & VertiGO™ Zero-U QuickPort > UTP & Shielded

Patch Panels



COPPER

ANGLED UTP QUICKPORT™ PATCH PANELS

- Angled design conserves rack space by routing patch cords directly into vertical cable management
- Angled design facilitates proper bend radius and simplifies termination
- Include white write-on blocks
- Select panels include patented magnifying lens label holders for easy reading

ATLAS-X1™ ANGLED SHIELDED QUICKPORT PATCH PANELS

- Shielding protects against electromagnetic interference (EMI) and radio frequency interference (RFI), and provides excellent alien crosstalk (AXT) suppression
- Include appropriate grounding hardware
- High-density 1RU 48-port option maximizes rack space and reduces costs in high-density applications

See Section D for Cable Management Solutions and Accessories.

49006-AMB — Recommended angled rear cable management bar

49254-BC1 — Recommended angled transitional cover

VERTIGO ZERO-U UTP QUICKPORT PATCH PANEL

- Can be mounted to a ladder tray, wire basket, under a raised floor, or onto modular furniture
- QuickPort openings
- Low-profile design fully covers jacks
- Improves cabinet center airflow by routing rear cable along outer edges
- Hinged doors provide easy access to termination field
- Patented magnifying lens label holders facilitate easy reading

Compatibility References:
See pages A25-A26 for patch panel and jack compatibility.


ANGLED QUICKPORT PATCH PANELS			
DESCRIPTION	1RU 24-PORT	1RU 48-PORT	2RU 48-PORT
Angled QuickPort Patch Panel, black	49256-H24	[A] 49256-D48	49256-H48
Angled QuickPort Patch Panel, magnifying lens holder, black	49256-L24	—	49256-L48
ATLAS-X1 ANGLED SHIELDED PATCH PANELS			
Angled Shielded QuickPort Patch Panel, black	4S256-S24	[B] 4S256-D48	4S256-S48
VERTIGO ZERO-U PATCH PANEL			
DESCRIPTION	PART NO.		
[C] 12-Port UTP QuickPort VertiGO Panel, panel only, empty	49280-QP0		

QuickPort jacks are available on pages A8-A9.

SPOTLIGHT Magnifying Lens Label Holder



Available with a wide selection of Leviton patch panels, Leviton patented magnifying lens label holders ensure visibility of port labels for easy identification of individual port designations.



SNAP-IN-JACK PATCH PANELS

- Modular design accepts QuickPort™ and Plus Jacks (see A25 for compatibility)
- Staggered design offers additional crosstalk performance in UTP 10GPlus systems
- Unique 'In-Line' angled port panel facilitates cord routing directly into the vertical side management, saving on space in the rack
- Panels include port numbering and individual preprinted port labeling area

24-PORT COLORED INSERT SNAP-IN-JACK PATCH PANELS & ACCESSORIES

- Allows for colored inserts for individual port/service identification
- Comes with black inserts, optional colors sold separately
- Includes detachable rear manager

Compatibility References:

See pages A25-A26 for patch panel and jack compatibility.

SNAP-IN-JACK PATCH PANELS

DESCRIPTION	GRAY	BLACK
[A] 1RU 24-Port Modular Inline Panel with Management Bar	MMCPNLX24SIJ8MIL	MMCPNLX24SIJ2MIL
[B] 1RU 48-Port Modular Inline Panel with Management Bar	—	MMCPNLX48SIJ1U2
[C] 1RU 24-Port Modular Staggered Panel	—	MMCPNLX24SIJ2
[D] 1RU 24-Port Modular Staggered Panel with Management Bar	—	MMCPNLX24SIJ2M-B
[E] 1RU 24-Port Modular Angled Panel with Management Bar	—	MMCPNLX24SIJ2MAN
[F] 1RU 24-Port Colored Insert Snap-in-Jack Panel	MMCPNLX24SIJ8DCI	MMCPNLX24SIJ2DCI

Note: Panels supplied empty, jacks must be purchased separately

See Section D for Cable Management Solutions and Accessories.




MMCACCCMSU8 (gray),
MMCACCCMSU2 (black) —
Modular Cable Manager for use
with Staggered Panel only (C-D)

COLORED DUST COVER INSERTS & ACCESSORIES

DESCRIPTION	PART NO.
[G] Insert with Dust Cover, red	MMCACCINSDC1
[H] Insert with Dust Cover, black	MMCACCINSDC2
[I] Insert with Dust Cover, white	MMCACCINSDC3
[J] Insert with Dust Cover, blue	MMCACCINSDC4
[K] Insert with Dust Cover, green	MMCACCINSDC5
[L] Insert with Dust Cover, yellow	MMCACCINSDC6
Insert with Dust Cover, purple	MMCACCINSDC7
Insert with Dust Cover, gray	MMCACCINSDC8
Insert with Dust Cover, orange	MMCACCINSDC9
Retraction Tool	MMCIRT001

PATCH PANELS | Flat & Angled 110-Style > UTP



FLAT UTP 110-STYLE PATCH PANELS

- 1RU 12- or 24-port, 2RU 48-port, and 4RU 96-port configurations
- 6-port RJ-45 modules on front, and 110-style punchdowns on rear
- Includes color codes for T568A and T568B wiring schemes
- Cat 5e and Cat 6 include 25-pair wiring schemes
- Select panels include patented magnifying lens label holders for easy reading
- Patented Retention Force Technology™ (RFT) protects against tine damage from 4- or 6-pin plugs, saves on costly repairs, and increases system longevity (select panels only)
- 1RU 24-port panels include factory assembled earthing jumper (select panels only)
- Select panels include the Cable Management Clip for faster, easy cable singulation

ANGLED UTP 110-STYLE PATCH PANELS

- Angled design conserves rack space by routing patch cords directly into vertical cable management
- Angled design facilitates proper bend radius and simplifies termination
- 110-style angled panels include a snap-in plastic label holder and card stock labels
- Select panels include patented magnifying lens label holders for easy reading

See Section D for Cable Management Solutions and Accessories.

FLAT 110-STYLE PATCH PANELS & PATCH BLOCK

DESCRIPTION	CAT 6A	CAT 6	CAT 5E
1RU 12-Port Flat 110-Style Patch Panel, black	—	69586-U12	5G596-U12
1RU 24-Port Flat 110-Style Patch Panel, black	—	[A] 69586-x24	5G596-U24*
1RU 24-Port Flat 110-Style Patch Panel, magnifying lens label holder, black	[B] 6A586-U24*	69586-L24*	5G596-L24*
2RU 48-Port Flat 110-Style Patch Panel, black	—	[C] 69586-U48*	5G596-U48*
2RU 48-Port Flat 110-Style Patch Panel, magnifying lens label holder, black	6A586-U48*	69586-L48*	5G596-L48*
2RU 48-Port Flat 110-Style Patch Panel, central labeling, black	—	69586-C48*	5G596-C48
4RU 96-Port Flat 110-Style Patch Panel, black	—	69586-U96	5G596-U96
12-Port 110-Style Patch Block, 89D bracket	—	[E] 69586-U89	5G596-U89

ANGLED 110-STYLE PATCH PANELS


1RU 24-Port Angled 110-Style Patch Panel, black	—	69587-U24	5G597-U24
1RU 24-Port Angled 110-Style Patch Panel, magnifying lens holder, black	6A587-U24*	69587-L24	5G597-L24
2RU 48-Port Angled 110-Style Patch Panel, black	—	[D] 69587-U48	5G597-U48
2RU 48-Port Angled 110-Style Patch Panel, magnifying lens holder, black	6A587-U48*	69587-L48	5G597-L48

x = Kitted with Cable Management Bar (49005-CMB), Cable Management Clip (49005-CMC), and includes earthing jumper (B) or Kitted with Cable Management Bar 49005-CMB (U)
 * = Available in the Middle East

SPOTLIGHT

Cat 6 110-Style Panel Feature: Earthing Jumper


Leviton Cat 6 1RU 24-Port and 2RU 48-Port Flat 110-Style Patch Panels include a factory assembled, standard compliant earthing jumper for greater flexibility. The panels also include ring and spade terminals for user-supplied earthing wire.



Spade terminal for user-supplied earthing wire.



PATCH PANELS | 10GPlus Cat 6A Patch Panels & Modules



10GPLUS CAT 6A PATCH PANELS

- Accept four shielded removable modular units, each comprising 6 ports
- Available in 1RU and 0.5RU
- Cable management/strain relief built into the panel rear
- Includes numerical port labeling and writable surface above each port
- Standard LSA IDC termination

RECOMMENDED APPLICATIONS:

- Any Size Cabinet
- Ladder Tray
- Wire Basket
- Raised-Floor Enclosure
- Modular Furniture
- Wall-Mount

10GPLUS CAT 6A CONSOLIDATION POINT MODULES

- Low-profile shielded module with 6 RJ-45 ports
- Include cable tie points, panel chassis locks, earthing point, and dust caps
- Available with mounting bracket for secure fixing under floors, on walls, and other areas where consolidation points are found

10GPLUS CAT 6A PATCH PANELS*

[A]	24-Port 10GPlus Shielded Patch Panel, black	AC6PNLF240K2x
[B]	10GPlus Patch Panel, chassis only, black	AC6PNLC240K2x

10GPLUS CAT 6A CONSOLIDATION POINT MODULES

	6-Port 10GPlus Consolidation Point Module, metallic	AC6CPF060K
[C]	6-Port 10GPlus Consolidation Point Module with mounting bracket, metallic	AC6CPF060KM


* = Additional colors available. Contact customer service for details x = 0.5RU (H), 1RU (M)



For custom configurations, please visit Leviton.com/ns/emea/mto or call +44 (0) 1592 772124.

PATCH PANELS | Cat6Plus Cat 6 & GigaPlus Cat 5e Patch Panels

COPPER Patch Panels



CAT6PLUS CAT 6 PATCH PANELS


- 1RU and 0.5RU 24-port panel in shielded and UTP options
- LSA- and 110-style options
- Rear cable management for easy routing and strain relief
- Include numerical port labeling and writable surface for each port

GIGAPLUS CAT 5E PATCH PANELS

- Universal IDC panel available in 1RU 24-port option
- Panels available with built-in rear cable management/strain relief
- Includes numerical port labeling and writable surface for each port
- LSA and 110 punchdown style options

CAT6PLUS CAT 6 PATCH PANELS, UTP	
DESCRIPTION	PART NO.
[A] Cat6Plus 0.5RU 24-Port LSA-Style UTP , black	C6CPNLU240K2H
CAT6PLUS CAT 6 PATCH PANELS, SHIELDED	
Cat6Plus 1RU 24-Port LSA-Style, shielded, gray	C6CPNLF240K8M
[B] Cat6Plus 1RU 24-Port LSA-Style, shielded, black	C6CPNLF240K2M
Cat6Plus 0.5RU 24-Port LSA-Style shielded, gray	C6CPNLF240K8H
Cat6Plus 0.5RU 24-Port LSA-Style shielded, black	C6CPNLF240K2H
GIGAPLUS CAT 5E PATCH PANELS, UTP	
[C] GigaPlus 1RU 24-Port, Universal IDC, UTP, black	GPCPNLU24002
GIGAPLUS CAT 5E PATCH PANELS, SHIELDED	
[D] GigaPlus 1RU 24-Port, LSA-style, shielded with cable management, black	GPCPNLF240K2M
GigaPlus 1RU 24-Port, 110-style, shielded with cable management, black	GPCPNLF24012M

PATCH PANELS | Voice-Grade Panels & Labeling Solutions



Patch Panels

COPPER

VOICE-GRADE 110-STYLE PATCH PANELS

- 110-style or female 25-pair configurations
- Unique label delineates 1-, 2-, 4-, or 25-pair termination options
- 25th pair (violet/slate) is not used in 25-pair style panels
- 8P8C panel supports 10/100BASE-T applications
- Features 25-pair female Amphenol™ RJ-21X jacks

RJ-21X CONNECTORS PER PATCH PANEL

PART NO.	24-PORT	48-PORT
49012	1	2
49014	2	4
49018	4	8

VOICE-GRADE LSA-STYLE PATCH PANELS

- Compact 25- and 50-port panels, both in a 1RU footprint
- Suitable for a variety of Private Branch exchange (PBX) systems and direct-line jacks

PATCH PANEL LABELING SOLUTIONS

- Universal/110-style labeling kits for 12-, 24-, 48-, and 96-port panels
- QuickPort™ kits available for 24- and 48-port panels
- Label holders include adhesive backing

VOICE-GRADE 110-STYLE PATCH PANELS

DESCRIPTION	1RU 24-PORT	2RU 48-PORT
8P4C Patch Panel, 110 termination, 2 wire-pairs per port	[A] 49013-P24	[D] 49013-P48
8P4C Patch Panel, two 25-pair connectors per 24 ports, 2 wire-pairs per port	49014-J24	[B] 49014-J48
8P2C Patch Panel, one 25-pair connector per 24 ports, 1 wire-pair per port	49012-J24	49012-J48
8P8C Patch Panel, one 25-pair connector per 6 ports (supports 10/100BASE-T), 4 wire-pairs per port	[C] 49018-J24	49018-J48

VOICE-GRADE LSA-STYLE PATCH PANELS

DESCRIPTION	25-PORT	50-PORT
Voice panel 4 pin wiring, 1RU, UTP, black	[E] C5CPNLU254PK2M	C5CPNLU504PK2M
Voice panel 4 pin wiring, 1RU, UTP, gray	C5CPNLU254PK8M	C5CPNLU504PK8M
Voice panel 6 pin wiring, 1RU, UTP, black	C5CPNLU256PK2M	C5CPNLU506PK2M

PATCH PANEL LABELING SOLUTIONS

DESCRIPTION	PART NO.
[F] Adhesive Holder and Label Kit for QuickPort™ Patch Panels (supports 24 ports)	49257-QHD
Adhesive Holder and Label Kit for 110-Style Patch Panels (supports 24 ports)	49257-I24
[G] Designation Kit Replacement for 110-Style Patch Panels (supports 24 ports)	69585-IDL

CROSS CONNECT | 110-Style Wiring Products



WALL-MOUNT WIRING BLOCK KITS

- Cat 6A 110-style 64-pair block supports high-frequency data signals up to 500 MHz, and is designed to mitigate alien crosstalk (AXT)
- Cat 6 110-style wiring blocks available in 96-pair and 288-pair options
- Cat 5e 110-Style 100-pair blocks kitted with C-4 or C-5 clips

RACK-MOUNT WIRING BLOCK KITS

- Cat 6 110-Style 96-pair blocks kitted with C-4 clips
- Cat 5e 110-Style 100-pair blocks kitted with C-4 or C-5 clips

110-STYLE CONNECTOR CLIPS AND 66 CONNECTING BLOCKS

- Cat 6 and 5e 110-Style connector clips withstand 200 re-terminations
- Cat 5e 110-style clips available in C-4 and C-5
- 50-pair 66 connecting M-block installs individually or in pairs in cross-connect systems
- M-Block Bracket available for connector mounting

CAT 6A 110-STYLE WALL-MOUNT WIRING BLOCK KITS			
DESCRIPTION	64-PAIR		
[A] Cat 6A 110-Style Wiring Block Kit, includes 64-port block with legs, labels, and C-4 clips*	41D6A-1F4		
CAT 6 110-STYLE WIRING BLOCK KITS (WITH C-4 CLIPS)			
DESCRIPTION	96-PAIR	288-PAIR	
Cat 6 110-Style Wiring Block Kit, includes block with legs, labels, and C-4 clips*	[B] 41AB6-1F4	[C] 41AB6-3F4	
CAT 5E 110-STYLE WALL-MOUNT WIRING BLOCK KITS			
DESCRIPTION	C-4 CLIPS	C-5 CLIPS	
Cat 5e 110-Style Wiring Block Kit, includes 100-pair block with legs, labels, and C-4 or C-5 clips.*	41AB2-1F4	[D] 41AB2-1F5	
CAT 5E 110-STYLE WIRING BLOCK ACCESSORIES			
DESCRIPTION	PART NO.		
[E] 110-Style Horizontal Cord Manager with legs*	41A10-HCM		

* =Wall-mount 110-Style wiring block stand-off legs are non-removable.



CAT 6 110-STYLE WIRING BLOCK KITS (WITH C-4 CLIPS)


DESCRIPTION	96-PAIR
[A] Cat 6 110-Style Rack Mount Wiring Block Kit, includes 96-pair 1RU panel, labels, and C-4 clips	41DR6-1F4

CAT 5E 110-STYLE RACK-MOUNT KITS

DESCRIPTION	C-4 CLIPS	C-5 CLIPS
Cat 5e 110-Style Rack Mount Wiring Block Kit, includes 100-pair 1RU panel, labels, and C-4 or C-5 clips	41DBR-1F4	[B] 41DBR-1F5

RACK-MOUNT MANAGER

DESCRIPTION	PART NO.
[C] Rack-Mount Horizontal Cord Manager	41D1R-HCM



CAT 6 110-STYLE CONNECTOR CLIPS

DESCRIPTION	PART NO.
[D] Cat 6 C-4 Clips (bag of 10)	69104-IDC

CAT 5E 110-STYLE CONNECTOR CLIPS

DESCRIPTION	C-4 CLIPS	C-5 CLIPS
Cat 5e 110-Style Connector Clips (bag of 10)	[E] 49104-IDC	[F] 49105-IDC

66 CONNECTING BLOCKS

DESCRIPTION	PART NO.
[G] Split M-Block, 50-pair [66M1-50]* 10" H x 3 5/16" W x 1 3/16" D	40066-M50
[H] Connectorized Demarc Block [66M1-50R]* 10" H x 3 13/32" W x 2 3/4" D, female Amphenol™	40066-OMR

BRIDGING CLIPS

[I] Bridging Clips (SA-1) (50 per package)	40067-0BC
---	-----------

BRACKET FOR M-BLOCKS & CONNECTOR MOUNTING

[J] M-Block Bracket for Connector Mounting, [89-D/QuickPort™ blocks]* 10" H x 3 13/32" W x 1 1/2" D	40089-00D
--	-----------

* = Numbers in brackets refer to industry product designation.

PATCH PANELS | QuickPort™ Jack Compatibility

JACK PANEL COMPATIBILITY

Atlas-X1 and eXtreme QuickPort jacks are compatible with all QuickPort panels, and most Snap-in-Jack panels. For jack and wallplate compatibility, see pages C25-C26.

- ✓ = Compatible
- ✗ = Not compatible

QUICKPORT™ JACKS








SHIELDED	UTP
----------	-----



Atlas-X1™




Atlas-X1

QUICKPORT PANELS	QUICKPORT™ JACKS		
	SHIELDED	UTP	
 Flat QuickPort 4S255-xxx	✓	✓	
 Angled QuickPort 4S256-xxx	✓	✓	
 e2XHD Empty Cassette E2XHD-BRK	✓	✓	
SNAP-IN-JACK PANELS	 Angled Snap-In-Jack Patch Panel MMCPNLX24SIJ2MAN	✓	✓
	 48-Port 1U Snap-In-Jack Patch Panel MMCPNLX48SIJ1U2	✗	✗
	 24-Port In-Line Snap-In-Jack Patch Panel MMCPNLX24SIJ2MIL	✓	✓
	 24-Port Colored Insert Snap-In-Jack Patch Panel MMCPNLX24SIJ2DCI	✓	✓
	 24-Port Staggered Snap-In-Jack Patch Panel MMCPNLX24SIJ2, MMCPNLX24SIJ2M-B	✓	✓

PATCH PANELS | Plus Jack Compatibility

QUICKPORT™ JACKS CONTINUED			PLUS JACKS	
UTP CONTINUED			SHIELDED	UTP
 eXtreme™	 GigaMax™ Lead-Frame Cat 5e	 Audiovisual	 Tool-Free 10GPlus, Cat6Plus	 Tool-Free 10GPlus, Cat6Plus, GigaPlus
✓	✓	✓	X	X
✓	✓	✓	X	X
✓	✓	✓	X	X
✓	✓	✓	✓	✓
X	X	X	✓	X
✓	✓	✓	✓	✓
✓	✓	✓	✓	✓
✓	✓	✓	✓	✓

Patch Panel & Jack Compatibility
COPPER



FEATURED PRODUCTS


Atlas-X1™ Cat 8 Patch Cords **A28**

Pre-Terminated Trunks **A36**

Patch Cords & Pre-Terminated Trunks

Our copper patch cords and pre-terminated trunks are designed to ensure the highest levels of performance, reliability, and longevity whether supporting mission-critical, large enterprise, or small business applications. You can also custom configure your assemblies for length, jack type, and more.

PATCH CORDS | Cat 8 & Cat 6A High-Flex Patch Cords



Patch Cords

COPPER

ATLAS-X1™ CAT 8 PATCH CORDS

- Outside diameter of 6.2 mm ensures ease of management
- Dual-listed CMR and LSHF/LSZH materials as standard
- Provides excellent alien crosstalk suppression and EMI/RFI protection
- Part of a complete Atlas-X1 Cat 8 shielded system for 25/40GBASE-T networks

CAT 6A HIGH-FLEX PATCH CORDS

- Outside diameter of 0.185"
- Bend radius is a narrow 0.74 inches, versus 1.0 inch for typical Cat 6A patch cords
- Dual rated for LSZH and CM applications
- Short boot design (24 mm) reduces installed bend radius for limited depth applications
- Accommodate use in ultra high-density switches, routers, and other electronics
- Same cord for UTP or shielded installations
- Tested and verified to meet ANSI/TIA-568-2.D and ISO/IES 11801-1 component requirements
- Supports Power over Ethernet (PoE) - see specification sheet at Leviton.com/ns/emea for full PoE capabilities

[A] ATLAS-X1 CAT 8 SHIELDED PATCH CORDS, CMR AND LSHF/LSZH

DESCRIPTION	0.5 M (1.5 FT)	1 M (3 FT)	2 M (7 FT)	3 M (10 FT)	4 M (14 FT)	5 M (17 FT)
Atlas-X1 Cat 8 Shielded Patch Cord, CMR and LSHF/LSZH	81Z10-SD5	81Z10-S01	81Z10-S02	81Z10-S03	81Z10-S04	81Z10-S05

[B] CAT 6A HIGH-FLEX PATCH CORDS

DESCRIPTION	WHITE	YELLOW	RED	BLUE	GREEN	GRAY	BLACK
0.3-Meter (1 ft) Patch Cord	H6A10-01W	H6A10-01Y	H6A10-01R	H6A10-01L	H6A10-01G	H6A10-01S	H6A10-01E
1-Meter (3 ft) Patch Cord	H6A10-03W	H6A10-03Y	H6A10-03R	H6A10-03L	H6A10-03G	H6A10-03S	H6A10-03E
1.5-Meter (5 ft) Patch Cord	H6A10-05W	H6A10-05Y	H6A10-05R	H6A10-05L	H6A10-05G	H6A10-05S	H6A10-05E
2.1-Meter (7 ft) Patch Cord	H6A10-07W	H6A10-07Y	H6A10-07R	H6A10-07L	H6A10-07G	H6A10-07S	H6A10-07E
3-Meter (10 ft) Patch Cord	H6A10-10W	H6A10-10Y	H6A10-10R	H6A10-10L	H6A10-10G	H6A10-10S	H6A10-10E
4.5-Meter (15 ft) Patch Cord	H6A10-15W	H6A10-15Y	H6A10-15R	H6A10-15L	H6A10-15G	H6A10-15S	H6A10-15E
6-Meter (20 ft) Patch Cord	H6A10-20W	H6A10-20Y	H6A10-20R	H6A10-20L	H6A10-20G	H6A10-20S	H6A10-20E

All Leviton Cat 6A patch cords are RoHS Compliant.



Additional custom lengths available; for assistance please visit Leviton.com/ns/emea/mta or call +1 (425) 486 2222.

PATCH CORDS | Cat 6A Patch Cords

Patch Cords

COPPER



CAT 6A PATCH CORDS

- Factory-made and tested 26-gauge patch cords offer guaranteed quality and optimum performance
- LSHF/LSZH materials as standard
- Low-profile boots for higher density blade connectivity
- Universal cord can be used in either UTP or shielded channels
- Compliant with Cat 6A and Class E_A standards
- Supports Power over Ethernet (PoE) - see specification sheet at Leviton.com/ns/emea for full PoE capabilities

CAT 6A STRANDED PATCH CORDS

- Factory-made and tested 26-gauge patch cords offer guaranteed quality and optimum performance
- LSHF/LSZH materials as standard
- Low-profile boots for higher density blade connectivity
- Short boot for reduced bend radius at device
- Shielded cable is standard for stranded cords
- Designed to have a repeatable, controlled and consistent assembly, ensuring optimum performance
- Backwards compatible to Cat 6 and Cat 5e
- Compliant with Cat 6A and Class E_A standards

CAT 6A U/FTP SOLID PATCH CORDS

- Factory-made and tested 26-gauge patch cords offer guaranteed quality and optimum performance
- LSHF/LSZH materials as standard
- Low-profile boots for higher density blade connectivity
- Designed to have a repeatable, controlled and consistent assembly, ensuring optimum performance
- Backwards compatible to Cat 6 and Cat 5e
- Compliant with Cat 6A and Class E_A standards

[A] CAT 6A PATCH CORDS*

DESCRIPTION	YELLOW	RED	BLUE	GREEN	GRAY
1-Meter (3 ft) Patch Cord	AC6PCF010-6CCHB	AC6PCF010-1CCHB	AC6PCF010-4CCHB	AC6PCF010-5CCHB	AC6PCF010-8CCHB
2-Meter (7 ft) Patch Cord	AC6PCF020-6CCHB	AC6PCF020-1CCHB	AC6PCF020-4CCHB	AC6PCF020-5CCHB	AC6PCF020-8CCHB
3-Meter (10 ft) Patch Cord	AC6PCF030-6CCHB	AC6PCF030-1CCHB	AC6PCF030-4CCHB	AC6PCF030-5CCHB	AC6PCF030-8CCHB
5-Meter (17 ft) Patch Cord	AC6PCF050-6CCHB	AC6PCF050-1CCHB	AC6PCF050-4CCHB	AC6PCF050-5CCHB	AC6PCF050-8CCHB

[B] CAT 6A STRANDED PATCH CORDS*

1-Meter (3 ft) Patch Cord	AC6PCG010-688HB	AC6PCG010-188HB	AC6PCG010-488HB	AC6PCG010-588HB	AC6PCG010-888HB
2-Meter (7 ft) Patch Cord	AC6PCG020-688HB	AC6PCG020-188HB	AC6PCG020-488HB	AC6PCG020-588HB	AC6PCG020-888HB
3-Meter (10 ft) Patch Cord	AC6PCG030-688HB	AC6PCG030-188HB	AC6PCG030-488HB	AC6PCG030-588HB	AC6PCG030-888HB
5-Meter (17 ft) Patch Cord	AC6PCG050-688HB	AC6PCG050-188HB	AC6PCG050-488HB	AC6PCG050-588HB	AC6PCG050-888HB

CAT 6A U/FTP SOLID PATCH CORDS

DESCRIPTION	Cca (GREEN)	Dca (BLUE)	Eca (VIOLET)
Cat 6A U/FTP Solid Patch Cord	AC6PCGxxx-588HBSC	AC6PCGxxx-488HBSD	AC6PCGxxx-788HBSE

All Leviton Cat 6A patch cords are RoHS Compliant. * = Also available in white, violet, and black. Non-standard color and length options are available to order on request.

Note: U/FTP Boots are only available in gray. If boot coloring is required, a Retrofit colored boot clip (A30) can be purchased separately.

xxx = Length: 100 (10m), 200 (20m), 300 (30m), 400 (40m), 500 (50m), 600 (60m)



Additional custom lengths available; for assistance please visit Leviton.com/ns/emea/mto or call +44 (0) 1592 772124.



CAT 6A PATCH CORDS, CMR

- Provide exceptional alien crosstalk (AXT) suppression and EMI/RFI protection in Cat 6A channels
- Patch cord bend radius is 24 millimeters (0.96 inches)
- Cat 6A cord can be used for UTP or shielded installations
- Cords feature narrow-profile boot for less congestion in high-density applications
- Ergonomic release tab allows for quick and easy connections and disconnects
- Tested and verified to meet ANSI/TIA-568.2-D and ISO/IEC 11801-1 component requirements
- Supports PoE; see specification sheet for full PoE capabilities
- Country of origin: USA

RETROFIT PATCH CORD CLIPS

- Clip-on colored boot markers for network identification
- Compatible with AC6PCG patch cords

[A] CAT 6A COMPONENT-RATED PATCH CORDS, CMR

DESCRIPTION	WHITE	YELLOW	RED	BLUE	GREEN	GRAY	BLACK
1-Meter (3 ft) Patch Cord	6AS10-03W	6AS10-03Y	6AS10-03R	6AS10-03L	6AS10-03G	6AS10-03S	6AS10-03E
1.5-Meter (5 ft) Patch Cord	6AS10-05W	6AS10-05Y	6AS10-05R	6AS10-05L	6AS10-05G	6AS10-05S	6AS10-05E
2-Meter (7 ft) Patch Cord	6AS10-07W	6AS10-07Y	6AS10-07R	6AS10-07L	6AS10-07G	6AS10-07S	6AS10-07E
3-Meter (10 ft) Patch Cord	6AS10-10W	6AS10-10Y	6AS10-10R	6AS10-10L	6AS10-10G	6AS10-10S	6AS10-10E
4.5-Meter (15 ft) Patch Cord	6AS10-15W	6AS10-15Y	6AS10-15R	6AS10-15L	6AS10-15G	6AS10-15S	6AS10-15E
6-Meter (20 ft) Patch Cord	6AS10-20W	6AS10-20Y	6AS10-20R	6AS10-20L	6AS10-20G	6AS10-20S	6AS10-20E

All Leviton Cat 6A patch cords are RoHS Compliant.

Note: U/FTP Boots are only available in gray. If boot coloring is required, a Retrofit colored boot clip can be purchased separately.



Make to order!
Additional custom lengths available; for assistance please visit Leviton.com/configurator or call +1 (425) 486 2222.

[B] RETROFIT PATCH CORD CLIPS

DESCRIPTION	YELLOW	RED	BLUE	GREEN
Retrofit Patch Cord Clip, bag of 100, works with AC6PCG and C6CPC patch cords	MMCPCHB006	MMCPCHB001	MMCPCHB004	MMCPCHB005

PATCH CORDS | VXC™ Coupler

Patch Cords

COPPER



A

VXC COUPLER

- Universal (UTP/shielded) solution for terminating cables at WAPs and smart building devices
- Coupler creates durable connection without need for punchdown or other proprietary tools
- Tested and approved for use in air handling spaces (plenum)
- Supports Power over Ethernet (PoE) — see specification sheet at Leviton.com/ns/specsheets for full PoE capabilities

[A] VXC COUPLER

DESCRIPTION	PART NO.
VXC Coupler	SBCPI-00S

SPOTLIGHT

Leviton Cat 6 High-Flex Patch Cords



Leviton Cat 6 High-Flex Patch Cords reduce patch cord density in a 24-port patch panel by 38% when compared to typical Cat 6 patch cords. These versatile cables support high-speed data applications, are Power over Ethernet compatible, and are tested and verified to meet ANSI/TIA-568.2-D component requirements.

The snagless plug design with integrated strain-relief boot, narrow 0.60 bend radius, and dual-rated cable jacket (CM/LSZH) offer flexible patching and superior performance for high-density switches, routers, and other electronics.

PATCH CORDS | Cat 6 High-Flex Patch Cords



Patch Cords

COPPER

CAT 6 HIGH-FLEX PATCH CORDS

- Bend radius is a narrow 0.60 inches, versus 1.0 inch for typical Cat 6 patch cords
- Dual-rated cable jacket (CM/LSZH)
- Snagless plug design with integrated strain-relief boot
- Tested and verified to meet ANSI/TIA-568.2-D and ISO/IEC 11801-1 component requirements
- Supports Power over Ethernet (PoE) — see specification sheet at Leviton.com/ns/emea for full PoE capabilities.

CAT 6 HIGH-FLEX PATCH CORD

DESCRIPTION	WHITE	YELLOW	RED	BLUE	GREEN	GRAY	BLACK
0.1-Meter (0.5 ft) Patch Cord*	6H460-61W	6H460-61Y	—	6H460-61L	—	6H460-61S	—
0.3-Meter (1 ft) Patch Cord*	6H460-01W	6H460-01Y	6H460-01R	6H460-01L	6H460-01G	6H460-01S	6H460-01E
0.6-Meter (2 ft) Patch Cord*	6H460-02W	6H460-02Y	6H460-02R	6H460-02L	6H460-02G	6H460-02S	6H460-02E
1-Meter (3 ft) Patch Cord	6H460-03W	6H460-03Y	6H460-03R	6H460-03L	6H460-03G	6H460-03S	6H460-03E
1.2-Meter (4 ft) Patch Cord*	6H460-04W	6H460-04Y	6H460-04R	6H460-04L	6H460-01G	6H460-04S	6H460-04E
1.5-Meter (5 ft) Patch Cord	6H460-05W	6H460-05Y	6H460-05R	6H460-05L	6H460-05G	6H460-05S	6H460-05E
1.8-Meter (6 ft) Patch Cord*	6H460-06W	6H460-06Y	6H460-06R	6H460-06L	6H460-06G	6H460-06S	6H460-06E
2-Meter (7 ft) Patch Cord	6H460-07W	6H460-07Y	6H460-07R	6H460-07L	6H460-07G	6H460-07S	6H460-07E
2.4-Meter (8 ft) Patch Cord*	6H460-08W	6H460-08Y	6H460-08R	6H460-08L	6H460-08G	6H460-08S	6H460-08E
2.7-Meter (9 ft) Patch Cord*	6H460-09W	6H460-09Y	6H460-09R	6H460-09L	6H460-09G	6H460-09S	6H460-09E
3-Meter (10 ft) Patch Cord	6H460-10W	6H460-10Y	6H460-10R	6H460-10L	6H460-10G	6H460-10S	6H460-10E
3.3-Meter (11 ft) Patch Cord*	6H460-11W	6H460-11Y	6H460-11R	6H460-11L	6H460-11G	6H460-11S	6H460-11E
3.6-Meter (12 ft) Patch Cord*	6H460-12W	6H460-12Y	6H460-12R	6H460-12L	6H460-12G	6H460-12S	6H460-12E
3.9-Meter (13 ft) Patch Cord*	6H460-13W	6H460-13Y	6H460-13R	6H460-13L	6H460-13G	6H460-13S	6H460-13E
4-Meter (14 ft) Patch Cord*	6H460-14W	6H460-14Y	6H460-14R	6H460-14L	6H460-14G	6H460-14S	6H460-14E
4.5-Meter (15 ft) Patch Cord*	6H460-15W	6H460-15Y	6H460-15R	6H460-15L	6H460-15G	6H460-15S	6H460-15E
4.8-Meter (16 ft) Patch Cord*	6H460-16W	6H460-16Y	6H460-16R	6H460-16L	6H460-16G	6H460-16S	6H460-16E
5-Meter (17 ft) Patch Cord	6H460-17W	6H460-17Y	6H460-17R	6H460-17L	6H460-17G	6H460-17S	6H460-17E
5.4-Meter (18 ft) Patch Cord*	6H460-18W	6H460-18Y	6H460-18R	6H460-18L	6H460-18G	6H460-18S	6H460-18E
5.7-Meter (19 ft) Patch Cord*	6H460-19W	6H460-19Y	6H460-19R	6H460-19L	6H460-19G	6H460-19S	6H460-19E
6-Meter (20 ft) Patch Cord*	6H460-20W	6H460-20Y	6H460-20R	6H460-20L	6H460-20G	6H460-20S	6H460-20E


* = Non-stocked length, lead times may apply.



PATCH CORDS | Cat 6 Patch Cords

Patch Cords

COPPER



CAT 6 U/UTP & S/FTP PATCH CORDS

- Low-smoke halogen-free materials as standard
- Factory-made and tested patch cords offer guaranteed quality and performance
- Low-profile boots for higher density connectivity
- Available in shielded S/FTP and UTP

[A] CAT 6 U/UTP PATCH CORDS

DESCRIPTION	YELLOW	RED	BLUE	GREEN	GRAY
1-Meter (3 ft) Patch Cord	C6PCU010-666BB	C6PCU010-111BB	C6PCU010-444BB	C6PCU010-555BB	C6PCU010-888BB
2-Meter (7 ft) Patch Cord	C6PCU020-666BB	C6PCU020-111BB	C6PCU020-444BB	C6PCU020-555BB	C6PCU020-888BB
3-Meter (10 ft) Patch Cord	C6PCU030-666BB	C6PCU030-111BB	C6PCU030-444BB	C6PCU030-555BB	C6PCU030-888BB
5-Meter (17 ft) Patch Cord	C6PCU050-666BB	C6PCU050-111BB	C6PCU050-444BB	C6PCU050-555BB	C6PCU050-888BB

CAT 6 U/UTP SOLID PATCH CORDS

DESCRIPTION	Dca (BLUE)	Eca (VIOLET)
Cat 6 U/UTP Solid Patch Cord	C6PCUxxx-488HSD	C6PCUxxx-788HSE

[B] CAT 6 S/FTP PATCH CORDS

DESCRIPTION	YELLOW	RED	BLUE	GREEN	GRAY
1-Meter (3 ft) Patch Cord	C6PCS010-688HB	C6PCS010-188HB	C6PCS010-488HB	C6PCS010-588HB	C6PCS010-888HB
2-Meter (7 ft) Patch Cord	C6PCS020-688HB	C6PCS020-188HB	C6PCS020-488HB	C6PCS020-588HB	C6PCS020-888HB
3-Meter (10 ft) Patch Cord	C6PCS030-688HB	C6PCS030-188HB	C6PCS030-488HB	C6PCS030-588HB	C6PCS030-888HB
5-Meter (17 ft) Patch Cord	C6PCS050-688HB	C6PCS050-188HB	C6PCS050-488HB	C6PCS050-588HB	C6PCS050-888HB

xx= length (10-90 meters)

Note: S/FTP Boots are only available in gray. If boot coloring is required, a Retrofit colored boot clip can be purchased separately. See page A30 for Retrofit Patch Cord Clip part numbers.




SPOTLIGHT

Cat 6A High-Flex Patch Cords Improve Density, Bend Radius and Manageability



Small-diameter 28 AWG patch cords offer big advantages in data center and enterprise networks. Leviton's new Cat 6A High-Flex Patch Cords help data center technicians with installation and maintenance in high-density patching environments. They also give network managers additional flexibility and improved bend radius at wireless access points and remote smart building devices, while supporting higher data rates up to 10 Gb/s. The short plug and high-flex boot reduce the amount of space required in applications with limited depth behind WAPs, back boxes and furniture plates.

Learn more at Levitonemea.com/6Ahighflex



CAT 5E UTP PATCH CORDS

- Narrow-profile boot reduces congestion in high-density applications

CAT 5E STANDARD UTP PATCH CORDS

- Matching color cords and boots

CAT 5E F/UTP & U/UTP PATCH CORDS

- Factory-made and tested patch cords offer guaranteed quality and performance
- Low-profile boots for higher density connectivity
- Available in shielded and UTP
- Available in a variety of lengths and colors

[A] CAT 5E U/UTP PATCH CORDS

DESCRIPTION	YELLOW	RED	BLUE	GREEN	GRAY
1-Meter (3 ft) Patch Cord	GPCPCU010-666HB	GPCPCU010-111HB	GPCPCU010-444HB	GPCPCU010-555HB	GPCPCU010-888HB
2-Meter (7 ft) Patch Cord	GPCPCU020-666HB	GPCPCU020-111HB	GPCPCU020-444HB	GPCPCU020-555HB	GPCPCU020-888HB
3-Meter (10 ft) Patch Cord	GPCPCU030-666HB	GPCPCU030-111HB	GPCPCU030-444HB	GPCPCU030-555HB	GPCPCU030-888HB
5-Meter (17 ft) Patch Cord	GPCPCU050-666HB	GPCPCU050-111HB	GPCPCU050-444HB	GPCPCU050-555HB	GPCPCU050-888HB

[B] CAT 5E F/UTP PATCH CORDS

1-Meter (3 ft) Patch Cord	GPCPCF010-666H	GPCPCF010-111H	GPCPCF010-444H	GPCPCF010-555H	GPCPCF010-888H
2-Meter (7 ft) Patch Cord	GPCPCF020-666H	GPCPCF020-111H	GPCPCF020-444H	GPCPCF020-555H	GPCPCF020-888H
3-Meter (10 ft) Patch Cord	GPCPCF030-666H	GPCPCF030-111H	GPCPCF030-444H	GPCPCF030-555H	GPCPCF030-888H
5-Meter (17 ft) Patch Cord	GPCPCF050-666H	GPCPCF050-111H	GPCPCF050-444H	GPCPCF050-555H	GPCPCF050-888H

[C] CAT 5E UTP COMPONENT-RATED SLIMLINE-BOOT PATCH CORD, CM (PVC)

DESCRIPTION	WHITE	YELLOW	BLUE	GREEN	GRAY
1-Meter (3 ft) Patch Cord	5D460-03W	5D460-03Y	5D460-03L	5D460-03G	5D460-03S
1.5-Meter (5 ft) Patch Cord	5D460-05W	5D460-05Y	5D460-05L	5D460-05G	5D460-05S
2-Meter (7 ft) Patch Cord	5D460-07W	5D460-07Y	5D460-07L	5D460-07G	5D460-07S
3-Meter (10 ft) Patch Cord	5D460-10W	5D460-10Y	5D460-10L	5D460-10G	5D460-10S



PATCH CORDS | CP Cords & Secure RJ System



Cat 6A S/FTP B2ca Copper CP Cord

Make-to-Order! PRE-TERMINATED COPPER CP CORDS

CORD TYPE	CABLE LENGTH	CABLE COLOR	LABELING
Atlas-X1™	2 - 50 meters	Cat 6A U/FTP Zone B2ca	Orange
		Cat 6A U/FTP Zone Cca	Green
		Cat 6A U/FTP Zone Dca	Blue
		Cat 6A U/FTP Zone Eca	Violet
		Cat 6A S/FTP B2ca	Orange
		Cat 6A S/FTP Cca	Green
		Cat 6A S/FTP Dca	Blue
		Cat 6A S/FTP Eca	Violet
eXtreme™	2 - 50 meters	Cat 6 U/UTP B2ca	Orange
		Cat 6 U/UTP Cca	Green
		Cat 6 U/UTP Dca	Blue
		Cat 6 U/UTP Eca	Violet
			Standard, Custom

PRE-TERMINATED COPPER CP CORDS

- Custom configured for length, jack type, and more
- Available with Atlas-X1 or eXtreme jacks
- 100% factory tested, with test results available

Atlas-X1 Jacks available with or without internal shutters


For assistance customizing your trunks, please visit Leviton.com/ns/emea/mta or call +44 (0) 1592 778494.



A



B



C

SECURE RJ SYSTEM

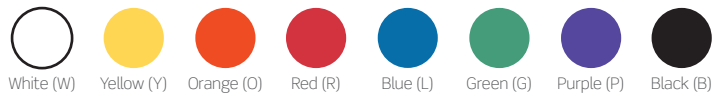
- Compatible with industry-standard RJ ports in most network equipment, devices, patch panels, and work area outlets
- Same-color extraction tool disengages color-matched patch cords and port blockers
- Transparent housing allows color coding without blocking visibility to link/status LEDs on electronic equipment
- Port blocker prevents unauthorized network connection and protects open, unused ports

SECURE RJ SYSTEM

DESCRIPTION	PART NO.
[A] Cat 6 Patch Cord, CM, with Secure RJ housing on both ends (Country of Origin: USA)	SRJ6 ⁺ -xx*
[B] Secure RJ Port Blocker, pack of 12	SRJPB-00 ⁺
[C] Secure RJ Extraction Tool, pack of 1	SRJET-00 ⁺

xx = Length: Table below defines available lengths. Minimum orders and extended lead time may apply. Contact Inside Sales at +1 (425) 486 2222 for more details.

+ = Patch cord housing, port blocker, and extraction tool colors: Choose from the transparent colors shown in (C) above or colors below.



* = Patch cord jacket colors: Choose from the colors below.



Make-to-Order! SECURE RJ PATCH CORD OPTIONS

CATEGORY	CABLE TYPE AND RATING	CABLE COLOR	CABLE LENGTH	SECURE HOUSING COLOR	SECURE HOUSING PLACEMENT
Cat 6A FTP	H6A10 (CM/LSZH), AC6PCF (LSZH)	White, Yellow, Red, Blue, Green, Gray, Black	3-72 ft (1-22 m)	White, Yellow, Red, Blue, Green, Purple, Black, Orange	Both Ends or One End
Cat 6A UTP	H6A10 (CM/LSZH), AC6PCF (LSZH)	White, Yellow, Red, Blue, Green, Gray, Black	3-72 ft (1-22 m)	White, Yellow, Red, Blue, Green, Purple, Black, Orange	Both Ends or One End

PRE-TERMINATED TRUNK BREAKOUT & ALIGNMENT OPTIONS

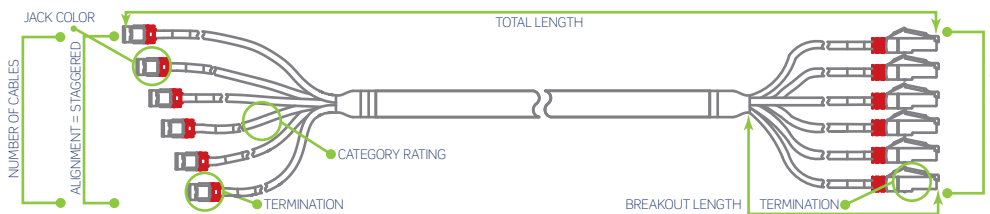
Choose from five different alignments, or call +44 (0) 1592 778494 to discuss options. e2XHD Copper Trunks will always have an even alignment on the cassette end(s).



	MINIMUM BREAKOUT LENGTHS	ALIGNMENT OPTIONS
Copper Trunks	• 50 cm minimum	<ul style="list-style-type: none"> • Even • Stagger cable 1 shortest • Stagger cable 1 longest
e2XHD Copper Trunks	• 50 cm minimum	<ul style="list-style-type: none"> • Stagger in pairs, cable 1 longest • Stagger in pairs, cable 1 shortest

RECOMMENDED APPLICATIONS:

- Data Center Cabinets
- Telecommunications Racks
- Quick Network Deployment




PRE-TERMINATED COPPER TRUNKS

- Custom configured for length, jack type, and more
- Fast and easy installation with reduced labor costs
- 100% factory tested, with test results available
- Cat 6A trunks all use component-rated jacks, which provide guaranteed performance in short lengths
- Customized breakout length improves installation flexibility and appearance
- Optional pulling eye protects jacks and eases installation
- Pre-terminated assemblies are eligible for limited product, system, and performance warranties

E2XHD COPPER TRUNKS


- e2XHD cassettes terminated to trunks in Cat 6A work exclusively with e2XHD Flat or Angled patch panels (see page A18)
- Available with Atlas-X1™ jacks
- Custom configured for length, jack type, and more
- Fast and easy installation with reduced labor costs
- 100% factory tested, with test results available
- Cat 6A trunks all use component-rated jacks, which provide guaranteed performance in short lengths



Make-to-Order!		PRE-TERMINATED COPPER TRUNK OPTIONS							
CABLE TYPE	CPR RATING	CABLE COUNT	TERMINATION	ICON	JACK COLOR	TRUNK LENGTH (M)	BREAKOUT LENGTH (M)	BREAKOUT ALIGNMENT	
<ul style="list-style-type: none"> • Cat 6 U/UTP 24 AWG • Cat 6 U/UTP 23 AWG • Cat 6A U/UTP • Cat 6A U/FTP Zone • Cat 6A U/FTP • Cat 6A S/FTP • Cat 6A F/FTP • Cat 7 S/FTP 	<ul style="list-style-type: none"> • Eca • Dca • Cca • B2ca 	<ul style="list-style-type: none"> • 2-way up to 12-way 	<ul style="list-style-type: none"> • E2XHD Cassette with Shielded Jacks • E2XHD Cassette with Shuttered Shielded Jacks • Plug • Shielded Jack • Shielded Jack with Shutters 	<ul style="list-style-type: none"> • AV Link • Blank • Computer • Data • Phone • Voice 	<ul style="list-style-type: none"> • Black • Blue • White 	<ul style="list-style-type: none"> • 3-85* 	<ul style="list-style-type: none"> • 0.5 • 1.0 • 1.5 	<ul style="list-style-type: none"> • Even • Staggered • Staggered in Pairs 	

*Maximum available length for Zone cable configurations is 67.0 m

For assistance customizing your trunks, please visit Leviton.com/ns/emea/mto or call +44 (0) 1592 778494.



FEATURED
PRODUCTS

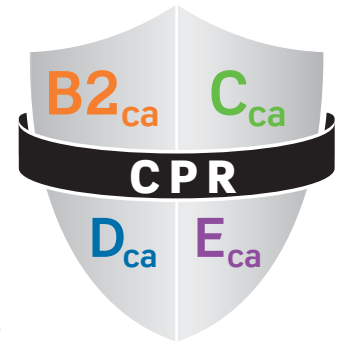
Cat 8 Cables **A39**

Copper Cables

Leviton offers best-in-class copper cables that are tested to exceed industry standards. From Category 8 cable for the latest 40 Gb/s data center networks to flexible and reliable cable for Gigabit enterprise applications, we have the ideal solution for all types of demanding networks.

CPR: SAVING LIVES, PROTECTING BUILDINGS

In Europe, Construction Products Regulation (CPR) introduced new EuroClass cabling levels, as shown in the table below. The levels are designed to help save lives and protect buildings by enforcing a hierarchical system defining safety performance requirements in fires. Leviton offers datacom cabling in copper and fiber in different EuroClass levels, including Eca, Dca, Cca, and B2ca. This gives customers more options to meet the needs of their unique cabling environments and comply with CPR requirements specific to each EU member state.



The final decision on required EuroClass performance levels lies with local authorities within each EU country. Always check local regulations to confirm what cable classification is required for a specific environment.

EUROCLASS LEVEL	DESCRIPTION	EXAMPLE ENVIRONMENTS
B2ca	Very High Fire Protection Self Extinguishing	Hospitals, airports, and fire exits in public buildings (high density of people or people with limited mobility)
Cca	High Fire Protection Self Extinguishing	Public buildings, hotels, schools, or office buildings (medium density of people)
Dca	Moderate Fire Protection Limited Emissions	Used as a minimum cable requirement for general installations in some regions
Eca	Basic Fire Protection	Used as a minimum cable requirement for general installations in some regions



LEVITON LEADS THE WAY

For easy recognition of EuroClass level, Leviton copper cable is color coded. The copper cable jackets are colored as shown at left to clearly identify the level of EuroClass cable.

The color code provides several key benefits:

- Creates confidence that your team can quickly and easily determine which cables go in the appropriate locations to comply with project specifications
- Ensures that the CPR classifications that are required are communicated effectively from manufacturer to the distributor to the installer
- Easily confirms compliance to national regulations through on-site visual inspection to ensure the required CPR classification cables are installed

To learn more about CPR regulations, visit Leviton.com/ns/emea/cpr.



ATLAS-X1™ CAT 8 SHIELDED CABLE

- 22-gauge copper conductors in S/FTP construction, with pairs individually foiled and an overall braided screen
- Shield technology designed to deliver superior alien crosstalk suppression and protect critical data from electromagnetic and radio frequency interference
- Fully backwards compatible with lower category cabling products, supporting all of the ISO/IEC 11801-1 Class FA, Class F, Class EA, Class E, and Class D applications, including 10GBASE-T and 1GBASE-T Ethernet
- Designed to give optimal performance to ISO/IEC 11801-1, IEC 61156-9, and EN 50173-1
- Use with Leviton Atlas-X1 Cat 8 Shielded QuickPort™ connectors and Atlas-X1 Cat 8 patch cords to support 25 Gigabit and 40 Gigabit Ethernet performance
- Supports Power over Ethernet (PoE) — see specification sheets for full PoE capabilities



CAT 7A SHIELDED CABLE

- 22-gauge copper conductors in S/FTP construction, with pairs individually foiled and an overall braided screen
- Shield technology designed to deliver superior alien crosstalk suppression and protect critical data from electromagnetic and radio frequency interference
- Specified to 1000MHz, rated to 1200MHz and suitable for use in all Class FA structured wiring cable systems
- Designed to give optimal performance to ISO/IEC 11801-1 Class FA, IEC 61156-5 EN 50173-1 and EN 50288-9-1 standards
- Supports Power over Ethernet (PoE) — see specification sheets for full PoE capabilities



CAT 7 SHIELDED CABLE

- S/FTP construction, with pairs individually foiled and an overall braided screen
- Shield technology designed to deliver superior alien crosstalk suppression and protect critical data from electromagnetic and radio frequency interference
- Specified to 600MHz, rated to 1000MHz and suitable for use in all Class F structured wiring cable systems
- Third-party verified to give optimal performance to ISO/IEC 11801-1 Class F, IEC 61156-5, EN 50173-1 and EN 50288-4-1
- Supports Power over Ethernet (PoE) — see specification sheets for full PoE capabilities

[A] ATLAS-X1 CAT 8 CABLES

DESCRIPTION	500 M REEL
Cat 8 S/FTP Cable, CMR and LSHF/LSZH, blue, EuroClass Dca	126-SFS8D-5LS

[B] CAT 7A S/FTP CABLES

Cat 7A S/FTP Cable, LSHF/LSZH, orange, EuroClass B2ca	UM12-B2ca-5000R
Cat 7A S/FTP Cable, LSHF/LSZH, green, EuroClass Cca	UM12-Cca-500GN
Cat 7A S/FTP Cable, LSHF/LSZH, blue, EuroClass Dca	UM12-Dca-500BU
Cat 7A S/FTP Cable, LSHF/LSZH, violet, EuroClass Eca	UM12-HF1-Eca-500VT
Cat 7A S/FTP Cable, LSHF/LSZH, violet, duplex, EuroClass Eca	UM12-HF1-Eca-D500VT

[C] CAT 7 S/FTP CABLES

Cat 7 S/FTP Cable, LSHF/LSZH, orange, EuroClass B2ca	UM10-B2ca-5000R
Cat 7 S/FTP Cable, LSHF/LSZH, orange, duplex, EuroClass B2ca	UM10-B2ca-D5000R
Cat 7 S/FTP Cable, LSHF/LSZH, green, EuroClass Cca	UM10-Cca-500GN
Cat 7 S/FTP Cable, LSHF/LSZH, green, duplex, EuroClass Cca	UM10-Cca-D500GN
Cat 7 S/FTP Cable, LSHF/LSZH, blue, EuroClass Dca	UM10-Dca-500BU
Cat 7 S/FTP Cable, LSHF/LSZH, blue, duplex, EuroClass Dca	UM10-Dca-D500BU
Cat 7 S/FTP Cable, LSHF/LSZH, violet, EuroClass Eca	UM10-HF1-Eca-500VT
Cat 7 S/FTP Cable, LSHF/LSZH, violet, duplex, EuroClass Eca	UM10-HF1-Eca-D500VT

CAT 7 S/FTP CABLES (EXTERNAL POLYETHYLENE SHEATH)

Cat 7 S/FTP External Cable, LSHF/LSZH, black	UM10-HF1-X-500BK
--	------------------

Other cable colors and 1000 m reels are available. Please contact your local Leviton representative.

CUSTOMERS IN MIDDLE EAST can find additional copper cable options on page A44.



CAT 6A SHIELDED CABLES

- Available in U/FTP, F/FTP and S/FTP constructions with shield technology designed to deliver superior alien crosstalk suppression and protection for critical data from electromagnetic and radio frequency interference
- Small U/FTP diameters, enable easier installation, improved airflow and cooling in congested pathways and a smaller bend radius in tight spaces
- Rated to 500MHz and are suitable for use in all Class EA structured wiring cable systems
- Third-party verified to give optimal performance to ISO/IEC 11801-1 Class EA, IEC 61156-5, EN 50173-1, EN 50288-10-1 and ANSI/TIA 568.2-D Cat 6A
- Supports Power over Ethernet (PoE) — see specification sheets for full PoE capabilities

[A] CAT 6A S/FTP CABLES

DESCRIPTION	305 M REELEX BOX	500 M REEL
Cat 6A S/FTP Cable, LSHF/LSZH, orange, EuroClass B2ca	—	AC6S/FTP-B2ca-500OR
Cat 6A S/FTP Cable, LSHF/LSZH, green, EuroClass Cca	—	AC6S/FTP-Cca-500GN
Cat 6A S/FTP Cable, LSHF/LSZH, blue, EuroClass Dca	—	AC6S/FTP-Dca-500BU
Cat 6A S/FTP Cable, LSHF/LSZH, blue, duplex, EuroClass Dca	—	AC6S/FTP-Dca-D500BU
Cat 6A S/FTP Cable, LSHF/LSZH, violet, EuroClass Eca	—	AC6S/FTP-HF1-Eca-500VT
Cat 6A S/FTP Cable, LSHF/LSZH, violet, duplex, EuroClass Eca	—	AC6S/FTP-HF1-Eca-D500VT

CAT 6A F/FTP CABLES

Cat 6A F/FTP Cable, LSHF/LSZH, orange, EuroClass B2ca	—	AC6F/FTP-B2ca-500OR
Cat 6A F/FTP Cable, LSHF/LSZH, green, EuroClass Cca	—	AC6F/FTP-Cca-500GN
Cat 6A F/FTP Cable, LSHF/LSZH, green, duplex, EuroClass Cca	—	AC6F/FTP-Cca-D500GN
Cat 6A F/FTP Cable, LSHF/LSZH, blue, EuroClass Dca	—	AC6F/FTP-Dca-500BU
Cat 6A F/FTP Cable, LSHF/LSZH, blue, duplex, EuroClass Dca	—	AC6F/FTP-Dca-D500BU
Cat 6A F/FTP Cable, LSHF/LSZH, violet, EuroClass Eca	—	AC6F/FTP-HF1-Eca-500VT
Cat 6A F/FTP Cable, LSHF/LSZH, violet, duplex, EuroClass Eca	—	AC6F/FTP-HF1-Eca-D500VT

CAT 6A U/FTP CABLES

Cat 6A U/FTP Cable, LSHF/LSZH, orange, EuroClass B2ca	AC6U/FTP-B2ca-B305OR	AC6U/FTP-B2ca-500OR
Cat 6A U/FTP Cable, LSHF/LSZH, green, EuroClass Cca	AC6U/FTP-Cca-Rlx-305GN	AC6U/FTP-Cca-500GN
Cat 6A U/FTP Cable, LSHF/LSZH, green, duplex, EuroClass Cca	—	AC6U/FTP-Cca-D500GN
Cat 6A U/FTP Cable, LSHF/LSZH, blue, EuroClass Dca	AC6U/FTP-Dca-Rlx-305BU	AC6U/FTP-Dca-500BU
Cat 6A U/FTP Cable, LSHF/LSZH, blue, duplex, EuroClass Dca	—	AC6U/FTP-Dca-D500BU
Cat 6A U/FTP Cable, LSHF/LSZH, violet, EuroClass Eca	AC6U/FTP-HF1-Eca-Rlx-305VT	AC6U/FTP-HF1-Eca-500VT

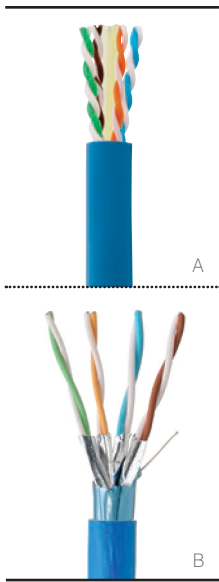
CAT 6A U/FTP ZONE CABLES

Cat 6A U/FTP Zone Cable, LSHF/LSZH, orange, EuroClass B2ca	AC6-DCZ-B2ca-Rlx-305OR	AC6-DCZ-B2ca-500OR
Cat 6A U/FTP Zone Cable, LSHF/LSZH, green, EuroClass Cca	AC6-DCZ-Cca-Rlx-305GN	AC6-DCZ-Cca-500GN
Cat 6A U/FTP Zone Cable, LSHF/LSZH, blue, EuroClass Dca	AC6-DCZ-Dca-Rlx-305BU	AC6-DCZ-Dca-500BU
Cat 6A U/FTP Zone Cable, LSHF/LSZH, violet, EuroClass Eca	AC6-DCZ-Eca-Rlx-305VT	AC6-DCZ-Eca-500VT

Other cable colors and 1000 m reels are available. Please contact your local Leviton representative.

CUSTOMERS IN MIDDLE EAST can find additional copper cable options on page A44.

CABLE | Cat 6A UTP & Cat 6 Shielded Cables



CAT 6A UTP CABLES

- Unshielded copper pairs separated by a non-metallic cross filler for stronger signal strength and less vulnerability to noise interference
- Designed to maximize installation efficiency, enabling installers to terminate with Leviton connectivity twice as fast as products that incorporate pair separators in their UTP cable construction
- All EuroClasses achieve s1a smoke rating, the best smoke emissions rating available
- Third-party verified to give optimal performance to ISO/IEC 11801-1 Class EA, IEC 61156-5, EN 50173-1, EN 50288-10-1 and ANSI/TIA 568.2-D Cat 6A
- Supports Power over Ethernet (PoE) — see specification sheets for full PoE capabilities

CAT 6 SHIELDED CABLES

- Available in F/UTP, U/FTP, F/FTP and S/FTP constructions with shield technology designed to deliver superior alien crosstalk suppression and protection for critical data from electromagnetic and radio frequency interference
- Small F/UTP and U/FTP diameters reduce weight, enable easier installation, improve airflow and cooling in congested pathways and achieve a smaller bend radius in tight spaces
- Optimal support for Gigabit Ethernet
- Third-party verified to give optimal performance to ISO/IEC 11801-1 Class E, IEC 61156-5, EN 50173-1, EN 50288-5-1 and ANSI/TIA 568.2-D Cat 6
- Supports Power over Ethernet (PoE) — see specification sheets for full PoE capabilities

[A] CAT 6A U/UTP CABLES

DESCRIPTION	305 M REEL	500 M REEL
Cat 6A U/UTP Cable, LSHF/LSZH, orange, EuroClass B2ca	AC6U-B2ca-305OR2	AC6U-B2ca-500OR2
Cat 6A U/UTP Cable, LSHF/LSZH, green, EuroClass Cca	AC6U-Cca-305GN2	AC6U-Cca-500GN2
Cat 6A U/UTP Cable, LSHF/LSZH and CMR, blue, EuroClass Dca	AC6U-Dca-305BU2	AC6U-Dca-500BU2
Cat 6A U/UTP Cable, LSHF/LSZH, violet, EuroClass Eca	AC6U-Eca-305VT2	AC6U-Eca-500VT2

CAT 6 S/FTP CABLES

DESCRIPTION	305 M REELEX BOX	500 M REEL
Cat 6 S/FTP Cable, LSHF/LSZH, orange, EuroClass B2ca	—	C6S/FTP-B2ca-500OR
Cat 6 S/FTP Cable, LSHF/LSZH, green, EuroClass Cca	—	C6S/FTP-Cca-500GN
Cat 6 S/FTP Cable, LSHF/LSZH, blue, EuroClass Dca	—	C6S/FTP-Dca-500BU
Cat 6 S/FTP Cable, LSHF/LSZH, violet, EuroClass Eca	—	C6S/FTP-HF1-Eca-500VT
Cat 6 S/FTP Cable, LSHF/LSZH, violet, duplex, EuroClass Eca	—	C6S/FTP-HF1-Eca-D500VT

[B] CAT 6 F/FTP CABLES

Cat 6 F/FTP Cable, LSHF/LSZH, orange, EuroClass B2ca	—	C6F/FTP-B2ca-500OR
Cat 6 F/FTP Cable, LSHF/LSZH, green, EuroClass Cca	—	C6F/FTP-Cca-500GN
Cat 6 F/FTP Cable, LSHF/LSZH, green, duplex, EuroClass Cca	—	C6F/FTP-Cca-D500GN
Cat 6 F/FTP Cable, LSHF/LSZH, blue, EuroClass Dca	—	C6F/FTP-Dca-500BU
Cat 6 F/FTP Cable, LSHF/LSZH, violet, EuroClass Eca	—	C6F/FTP-HF1-Eca-500VT
Cat 6 F/FTP Cable, LSHF/LSZH, violet, duplex, EuroClass Eca	—	C6F/FTP-HF1-Eca-D500VT

CAT 6 U/FTP CABLES

Cat 6 U/FTP Cable, LSHF/LSZH, orange, EuroClass B2ca	C6U/FTP-B2ca-B305OR	C6U/FTP-B2ca-500OR
Cat 6 U/FTP Cable, LSHF/LSZH, green, EuroClass Cca	C6U/FTP-Cca-Rlx-305GN	C6U/FTP-Cca-500GN
Cat 6 U/FTP Cable, LSHF/LSZH, green, duplex, EuroClass Cca	—	C6U/FTP-Cca-D500GN
Cat 6 U/FTP Cable, LSHF/LSZH, blue, EuroClass Dca	C6U/FTP-Dca-Rlx-305BU	C6U/FTP-Dca-500BU
Cat 6 U/FTP Cable, LSHF/LSZH, violet, EuroClass Eca	C6U/FTP-HF1-Eca-305VT	C6U/FTP-HF1-Eca-500VT
Cat 6 U/FTP Cable, LSHF/LSZH, violet, duplex, EuroClass Eca	—	C6U/FTP-HF1-Eca-D500VT

CAT 6 F/UTP CABLES

Cat 6 F/UTP Cable, LSHF/LSZH, blue, EuroClass Dca	C6F/UTP-Dca-Rlx-305BU	C6F/UTP-Dca-500BU
Cat 6 F/UTP Cable, LSHF/LSZH, blue, duplex, EuroClass Dca	—	C6F/UTP-Dca-D500BU
Cat 6 F/UTP Cable, LSHF/LSZH, violet, EuroClass Eca	C6F/UTP-HF1-Eca-Rlx-305VT	C6F/UTP-HF1-Eca-500VT
Cat 6 F/UTP Cable, LSHF/LSZH, violet, duplex, EuroClass Eca	—	C6F/UTP-HF1-Eca-D500VT

Other cable colors and 1000 m reels are available. Please contact your local Leviton representative.

CUSTOMERS IN MIDDLE EAST can find additional copper cable options on page A44.



CAT 6 UTP 23 AWG CABLES

- Unshielded copper pairs separated by a non-metallic cross filler for stronger signal strength and less vulnerability to noise interference
- Performance is characterized beyond the standards, to 550MHz
- Third-party verified to give optimal performance to ISO/IEC 11801-1 Class E, IEC 61156-5, EN50173-1, EN 50288-6-1, and ANSI/TIA 568.2-D Cat 6
- Optimal support for Gigabit Ethernet
- Supports Power over Ethernet (PoE) — see specification sheets for full PoE capabilities



CAT 6 UTP 24 AWG CABLES

- Highly compact design reduces cable weight, enables easier installation, improves airflow and cooling in congested pathways and achieves a smaller bend radius in tight spaces
- Third-party verified to ensure performance to ISO/IEC 11801-1 Class E, IEC 61156-5, EN 50173-1, EN 50288-6-1, and ANSI/TIA 568.2-D Cat 6
- Optimal support for Gigabit Ethernet
- Supports Power over Ethernet (PoE) — see specification sheets for full PoE capabilities

[A] CAT 6 U/UTP 23 AWG CABLES

DESCRIPTION	305 M REELEX BOX	500 M REEL
Cat 6 U/UTP Cable, LSHF/LSZH, orange, EuroClass B2ca	C6U-B2ca-Rlx-305OR	C6U-B2ca-500OR
Cat 6 U/UTP Cable, LSHF/LSZH, green, EuroClass Cca	C6U-Cca-Rlx-305GN	C6U-Cca-500GN
Cat 6 U/UTP Cable, LSHF/LSZH, blue, EuroClass Dca	C6U-Dca-Rlx-305BU	C6U-Dca-500BU
Cat 6 U/UTP Cable, LSHF/LSZH, violet, EuroClass Eca	C6U-HF1-Eca-Rlx-305VT	C6U-HF1-Eca-500VT
Cat 6 U/UTP Cable, LSHF/LSZH, violet, duplex, EuroClass Eca	—	C6U-HF1-Eca-D500VT

[B] CAT 6 U/UTP 24 AWG CABLES

Cat 6 U/UTP 24 AWG Cable, LSHF/LSZH, orange, EuroClass B2ca	C6U-B2ca-B305OR4	C6U-B2ca-500OR4
Cat 6 U/UTP 24 AWG Cable, LSHF/LSZH, green, EuroClass Cca	C6U-Cca-B305GN4	C6U-Cca-500GN4
Cat 6 U/UTP 24 AWG Cable, LSHF/LSZH, blue, EuroClass Dca	C6U-Dca-B305BU4	C6U-Dca-500BU4
Cat 6 U/UTP 24 AWG Cable, LSHF/LSZH, violet, EuroClass Eca	C6U-Eca-B305VT4	C6U-Eca-500VT4

CAT 6 U/UTP EXTERNAL CABLES


Cat 6 U/UTP External Cable, LSHF/LSZH, black	—	C6U-HF1-X-500BK
--	---	-----------------

Other cable colors and 1000 m reels are available. Please contact your local Leviton representative.

CUSTOMERS IN MIDDLE EAST can find additional copper cable options on page A44.

SPOTLIGHT


Connect Mission-Critical Networks with Atlas-X1™



Atlas-X1 jacks feature an innovative wire manager that helps support fast, tool-free termination, reducing installation time. And all Atlas-X1 jacks feature the same termination process across Cat 5e, 6, 6A, and 8 cabling systems.

The jack is ideal for deployment in mission-critical networks, with a solid metal body that provides unparalleled durability in both UTP and shielded versions, and patented Retention Force Technology™ (RFT) that prevents time damage and increases system longevity. **Jacks are shown on page A8.**

CABLE | Cat 5e Shielded & UTP Cables



CAT 5E SHIELDED CABLES

- F/UTP shield technology designed to deliver superior alien crosstalk suppression and protection for data from electromagnetic and radio frequency interference
- Performance is characterized beyond the standards, to 250MHz
- Optimal electrical performance to ISO/IEC 11801-1 Class D, IEC 61156-5, EN 50173-1, EN 50288-2-1, and ANSI/TIA 568.2-D Cat 5e
- Supports Gigabit Ethernet
- Supports Power over Ethernet (PoE) — see specification sheets for full PoE capabilities

CAT 5E UTP CABLES

- Performance is characterized beyond the standards, to 250MHz
- Optimal electrical performance to ISO/IEC 11801-1 Class D, IEC 61156-5, EN 50173-1, EN 50288-2-1, and ANSI/TIA 568.2-D Cat 5e
- Supports Gigabit Ethernet
- Supports Power over Ethernet (PoE) — see specification sheets for full PoE capabilities

[A] CAT 5E F/UTP CABLES		
DESCRIPTION	305 M REELEX BOX	500 M REEL
Cat 5e F/UTP Cable, LSHF/LSZH, blue, EuroClass Dca	—	GPF-Dca-500BU
Cat 5e F/UTP Cable, LSHF/LSZH, violet, EuroClass Eca	—	GPF-HF1-Eca-500VT
Cat 5e F/UTP Cable, LSHF/LSZH, violet, duplex, EuroClass Eca	—	GPF-HF1-Eca-D500VT
[B] CAT 5E U/UTP CABLES		
Cat 5e U/UTP Cable, LSHF/LSZH, blue, EuroClass Dca	GPU-Dca-Rlx-305BU	GPU-Dca-500BU
Cat 5e U/UTP Cable, LSHF/LSZH, blue, EuroClass Dca	GPU-HF1-Eca-Rlx-305VT	GPU-HF1-Eca-500VT
Cat 5e U/UTP Cable, LSHF/LSZH, violet, duplex, EuroClass Eca	—	GPU-HF1-Eca-D500VT
CAT 5E U/UTP CABLES (EXTERNAL POLYETHYLENE SHEATH)		
Cat 5e U/UTP External Cable, LSHF/LSZH, black	—	GPU-HF1-X-500BK

Other cable colors and 1000 m reels are available. Please contact your local Leviton representative.

CUSTOMERS IN MIDDLE EAST can find additional copper cable options on page A44.

SPOTLIGHT

VXC™ Coupler



The Leviton VXC Coupler is a cost-effective solution for installing WAPs, cameras, or other IoT devices. The coupler connects two pieces of Cat 6A cabling, giving integrators the ability to install and test a permanent link or MPTL, while keeping the flexibility to fine-tune the placement of the final device. It creates a durable connection without the need for punchdown or other proprietary tools.

See page A31 for details.

CABLE | Cat 6A & Cat 6 UTP Cables (Additional Cables Available in Middle East Only)



CAT 6A UTP CABLES (MIDDLE EAST ONLY)

- Riser (CMR) and plenum (CMP) Cat 6A products are listed in this section. For LSZH, IEC 60332-1 rated products see page A43
- Unshielded copper pairs separated by a non-metallic cross filler for stronger signal strength and less vulnerability to noise interference
- Provides bandwidth required for multimedia, video, and other future applications
- Third-party verified to give optimal performance to ANSI/TIA 568.2-D Cat 6A and ISO/IEC 11801-1 Class EA standards
- Available in Supports Power over Ethernet (PoE) — see specification sheets for full PoE capabilities



CAT 6 UTP CABLES [MIDDLE EAST ONLY]

- CM, CMR and CMP Cat 6 products are listed in this section. For LSZH, IEC 60332-1 rated products see page A44
- Meets ANSI/TIA 568.2-D Cat 6A and ISO/IEC 11801-1 Class E standards
- Optimum support for Gigabit Ethernet
- Supports IEEE 802.3: 1000BASE-T (Gigabit Ethernet), 100BASE-T (fast Ethernet), and 10BASE-T applications
- Supports Power over Ethernet (PoE) — see specification sheets for full PoE capabilities

[A] CAT 6A U/UTP CABLES (MIDDLE EAST ONLY)

DESCRIPTION	BLUE	GRAY	WHITE
Cat 6A U/UTP Cable, CMP, COO: USA, 305 m reel	110-IUTAP-MLS	—	112-IUTAP-MWS
Cat 6A U/UTP Cable, CMR, 305 m reel	100-DUTAR-MLS	—	102-DUTAR-MWS

[B] ATLAS-X1™ CAT 6 CABLE (MIDDLE EAST ONLY)

Cat 6 U/UTP Cable, CMP, 305 m Reel-in-Box	110-EUT6P-MLB	111-EUT6P-MSB	112-EUT6P-MWB
---	---------------	---------------	---------------

EXTREME™ CAT 6 CABLE (MIDDLE EAST ONLY)

Cat 6 U/UTP, CMP, 305 m Reel-in-Box	310-UTP6P-MLB	—	312-UTP6P-MWB
Cat 6 U/UTP, CMR, 305 m Reel-in-Box	104-UTP6R-MLB	105-UTP6R-MSB	106-UTP6R-MWB
Cat 6 U/UTP CM, 305 m Reel-in-Box	296-UTP6M-MLB	297-UTP6M-MSB	—

Other cable colors are available. Please contact your local Leviton representative.



FEATURED PRODUCTS

Palm Termination Tool **A46**

Wire-Punchdown / Termination Tool **A46**

Copper Tools & Labeling

We have everything you need to terminate and test our copper solutions.

The ergonomic Palm Termination Tool, designed by and for installers, offers comfort-grip or rack-mounted positioning for termination, a sturdy jack holder, and a wire-supporting retainer. The Wire-Punchdown Termination Tool enables one-step punchdown of 110-style or LSA-style IDCs with a single push on the handle. Specialised termination tools, test equipment, crimping tools, and other accessories complete the collection.



PALM TERMINATION TOOL

- Overmolded ergonomic soft grip
- Easy-to-see wiring labels
- Jack holders provide stability for punchdown
- Incorporated retainer supports cable during termination
- Integrated holes allow rack-mounting of the Palm Tool for patch panel terminations
- Compatible with eXtreme™, GigaMax™, and AV QuickPort™ jacks

EZ-RJ45™ CRIMP TOOL

- Quick, cost-effective UTP wire terminations
- Built-in cutter and stripper that crimps and cuts wire

CUTTING TOOLS

- Klein Tools™ Electrician's Scissors are excellent for cutting and stripping copper cable as well as trimming center splines and rip cords
- Klein Tools Flush Cutter neatly trims individual cable wires flush to jack body to prevent shorts in metal housings (recommended for Atlas-X1™ and tool-free Plus jacks)

MULTI-PAIR TERMINATION TOOL

- Designed for 110-style wiring blocks
- High-impact, spring-loaded handle for one-punch termination of multiple pairs
- “Blade-in” and “blade-out” options
- Includes 4-pair, Cat 6 head
- Cat 6 head available individually

WIRE-PUNCHDOWN / TERMINATION TOOL

- Punches and trims each wire with just a single push of the handle
- Adjustable impact setting for minimal physical effort
- Spare blade storage in handle chamber
- Compatible with 110 IDC, 66 IDC, and LSA IDC blades
- Terminate 22-, 24-, or 26-gauge wire

TERMINATION TOOLS & BLADES	
DESCRIPTION	PART NO.
[A] Palm Termination Tool, for eXtreme, GigaMax, and AV QuickPort Jacks	47615-PTT
[B] Wire-Punchdown/Termination Tool (blades sold separately)	49553-814
[C] 110 IDC Blade	49553-110
66 IDC Blade	49553-066
EZ-RJ45 Crimp Tool	40989-ACT
MULTI-PAIR TERMINATION TOOLS & ACCESSORIES	
[F] Mass-Termination Multi-Pair Tool Handle with Cat 6, 4-pair head	49553-TTH
Mass-Termination Replacement Head, Cat 6, 4 pair	49553-64H
CUTTING TOOLS	
Klein Tools Electrician's Scissors	49886-SIS
Klein Tools Flush Cutter (must be ordered in increments of 5)	49886-FCS

WORK-AREA LABELING SOLUTIONS	
DESCRIPTION	PART NO.
[D] QuickPort™ Shutter Kit (50 shutters)	51084-ICN
White Label Kit	51084-XLB
Color Label Kit includes gray, orange, red, yellow, green, blue, purple, and brown (2 sheets of each color)	51084-CLB
Labels and Windows for Housings & Wallplates on page C10	41080-IDW
Labels and Windows for Stainless-Steel and Angled Wallplates on pages C11 and C12	43080-IDW
Pre-printed Port Labels, black ink, 10 sheets per package	41080-LEB
PATCH PANEL LABELING SOLUTIONS	
[E] Adhesive Holder and Labels Kit for QuickPort Panels (supports 24 ports)	49257-QHD
Adhesive Holder and Labels Kit for 110-Style Panels (supports 24 ports)	49257-I24
Designation Kit Replacement for 110-Style Panels (supports 24 ports)	69585-IDL
110-STYLE LABELING SOLUTIONS	
Cat 6 Label Kit, 6 label strips per kit	41LBL-60W
Cat 5e Label Kit, 6 label strips per kit	41LBL-00W

SPOTLIGHT

Leviton Palm Termination Tool



Use the **Leviton Palm Termination Tool** to quickly and easily punchdown jacks at the job site. The Palm Termination Tool was designed with contractor input and offers an ergonomic comfort grip, increased jack stability, and integrated holes that allow rack mounting for QuickPort panel terminations. The Palm Termination Tool is compatible with eXtreme™, GigaMax™, and AV QuickPort jacks.

Note: Palm Tool is not compatible with Plus Jacks.

FIBER SOLUTIONS



SECTION B CONTENTS

INTRODUCTION	B3	Platforms Overview	PRE-TERMINATED CABLE ASSEMBLIES	B35	Introduction
	B5	Recommended Systems		B36	Make-to-Order Overview
OPT-X™ FAMILY	B9	Introduction		B37	Pre-Terminated Cords & Trunk Cables
HDX PLATFORMS	B11	Introduction		B39	Harnesses
	B12	Rack-Mount Enclosures, Panels & Accessories		B40	Array Cords
	B13	Adapter Plates & Cassettes		B41	Multimode Patch Cords
	B15	Frame, Patch & Splice Decks		B43	Single-Mode Patch Cords
SDX PLATFORMS	B17	Introduction	OPTICAL CABLES	B46	Introduction
	B18	2000i Rack-Mount		B47	Tight-Buffered Premise Distribution Cables
	B18	1000i Rack-Mount		B48	Loose-Tube Cables
	B19	500i Rack-Mount		B58	Special Environment Cables
	B20	Wall-Mount	AIR BLOWN FIBER SYSTEMS	B59	Introduction
	B21	Adapter Plates		B61	Blolite™ Systems
	B23	Cassettes		B63	MicroBlo™ Systems
	B24	Splice Trays & Splice Modules		B66	Connectivity & Tools
	B25	Accessories	CONNECTORS & HOUSINGS	B67	Introduction
e2XHD SNAP-IN CASSETTE PATCHING PLATFORM	B27	Introduction		B68	FastCAM™
	B29	Rack-Mount Panels, Cable Managers, Covers & Tools		B69	Field Polish Connectors
	B30	Cassettes		B70	Fiber Optic Fan-Out Kits
FIBREPLUS PLATFORM	B31	Introduction		B70	QuickPort™ Adapters
	B32	Unloaded Patch Panels	TOOLS & CONSUMABLES	B71	Introduction
	B33	Optical Adapters		B72	Featured Products
	B34	Preloaded Patch Panels		B73	Fiber Optic Tool Kits
				B75	Fiber Optic Tools
				B76	Consumable Products & Kits

For information on which products may not be available in your region, please contact your local customer service representative for details.

FIBER PLATFORMS

Whether your installation is small or large, simple or complex, you can rely on Leviton for a network patching platform that meets your requirements. From cloud data center to remote telecom room, from service provider to enterprise office building, Leviton solutions are versatile enough to meet specific customer demands, ensuring migration options for future bandwidth growth and strong return on infrastructure investment.

PLATFORM FEATURES

Ultra-high-density (144 fibers per RU)

High-density (96 fibers per RU)

Standard density (72 fibers per RU)

Angled panels eliminate need for patch cord cable managers

Enclosures with individual sliding trays minimize impact on surrounding fibers

Enclosure trays lock into place when open, simplifying network maintenance

One-handed, single-click cassette installation for easy deployment

10/40/100/200/400 Gb/s ultra low loss migration simplifies tech upgrades

OM3 / OM4 / OS2 fiber types for backward compatibility

Precision-molded adapter plates for durable network connections

Traffic Analysis Points (TAPS) provide monitoring of networks

Copper and fiber capability for network flexibility

Zero rack-unit option

Cassettes with adjustable rear MTPs for improved bend radius








Field-splicing capability for flexibility and MACs








Opt-X™ HDX Data Center	e2XHD Data Center	Opt-X SDX Enterprise	FibrePlus Enterprise
Ultra-high-density platforms to help meet increasing network demands in data centers	High-density snap-in cassettes allow a mix of fiber and copper patching for large enterprise applications	Versatile solutions in multiple sizes and styles for small data centers and enterprise applications	Comprehensive range of fiber connectivity and patching for small data centers and enterprise applications
✓			
	✓		✓
		✓	
✓	✓		
✓			
✓			
✓	✓		
✓	✓		
✓	✓	✓	✓
✓		✓	
✓			
✓	✓	✓	
✓	✓	✓	
✓	✓	✓	
✓	✓	✓	✓
✓	✓	✓	✓

Fiber Platforms

FIBER

APPLICATIONS	CABLE	ADAPTERS OR ADAPTER PLATES	ENCLOSURES OR PANELS
<p>BUILDING BACKBONE: Fusion Splicing, 96 fibers per RU</p>	 <p>Premise Distribution Cables (Page B47) or Central Dry Tube (Page B48)</p>	 <p>FibrePlus Adapters (Page B33)</p>	 <p>FibrePlus with Splice Trays (Page B32)</p>
<p>BUILDING BACKBONE: Field Termination, 72 fibers per RU</p>	 <p>Central Dry Tube (Page B48) or Air Blown Fiber (B61)</p>	 <p>SDX Adapter Plates (Page B22)</p>	 <p>2000i SDX (Page B18) 1000i SDX (Page B18) 500i SDX (Page B19)</p>
<p>CAMPUS APPLICATIONS: Fusion Splicing</p>	 <p>Central Dry Tube (Page B48) or Air Blown Fiber (B61)</p>	 <p>SDX Adapter Plates (Page B22)</p>	 <p>SDX Wall-Mount (Page B20)</p>

Make to order! For our pre-terminated trunk offering please see pages B37-B38.

SPLICE TRAYS/MODULES OR CONNECTORS	CABLE ASSEMBLIES	CABLE FIBER TYPE AND SPECIFICATION CHART																							
N/A	 <p>Patch Cords (Page B42)</p> <p>Pigtails (Page B44)</p>	<p>SPECIFICATION</p> <p>Max. Attenuation (dB/km)</p> <p>Overfill Launch Min. Bandwidth (MHz•km)</p> <p>Effective Modal Bandwidth (EMB) (MHz•km)</p> <p>1 Gb/s Transmission Distance (m)</p> <p>10 Gb/s Transmission Distance (m)</p> <p>40/100 Gb/s Transmission Distance (m)</p>	<p style="text-align: center;">OM3</p> <table border="1"> <thead> <tr> <th></th> <th>850 nm</th> <th>1300 nm</th> </tr> </thead> <tbody> <tr> <td>Max. Attenuation (dB/km)</td> <td>3.0</td> <td>1.0</td> </tr> <tr> <td>Overfill Launch Min. Bandwidth (MHz•km)</td> <td>1500</td> <td>500</td> </tr> <tr> <td>Effective Modal Bandwidth (EMB) (MHz•km)</td> <td>2000¹</td> <td>N/A</td> </tr> <tr> <td>1 Gb/s Transmission Distance (m)</td> <td>1000</td> <td>600</td> </tr> <tr> <td>10 Gb/s Transmission Distance (m)</td> <td>300</td> <td>300₂</td> </tr> <tr> <td>40/100 Gb/s Transmission Distance (m)</td> <td>100</td> <td>N/A</td> </tr> </tbody> </table>			850 nm	1300 nm	Max. Attenuation (dB/km)	3.0	1.0	Overfill Launch Min. Bandwidth (MHz•km)	1500	500	Effective Modal Bandwidth (EMB) (MHz•km)	2000 ¹	N/A	1 Gb/s Transmission Distance (m)	1000	600	10 Gb/s Transmission Distance (m)	300	300 ₂	40/100 Gb/s Transmission Distance (m)	100	N/A
	850 nm	1300 nm																							
Max. Attenuation (dB/km)	3.0	1.0																							
Overfill Launch Min. Bandwidth (MHz•km)	1500	500																							
Effective Modal Bandwidth (EMB) (MHz•km)	2000 ¹	N/A																							
1 Gb/s Transmission Distance (m)	1000	600																							
10 Gb/s Transmission Distance (m)	300	300 ₂																							
40/100 Gb/s Transmission Distance (m)	100	N/A																							
 <p>FastCAM (Page B68)</p>	 <p>Patch Cords and Pigtails (Pages B42, B44)</p>	<p>SPECIFICATION</p> <p>Max. Attenuation (dB/km)</p> <p>Overfill Launch Min. Bandwidth (MHz•km)</p> <p>Effective Modal Bandwidth (EMB) (MHz•km)</p> <p>1 Gb/s Transmission Distance (m)</p> <p>10 Gb/s Transmission Distance (m)</p> <p>40/100 Gb/s Transmission Distance (m)</p>	<p style="text-align: center;">OM4</p> <table border="1"> <thead> <tr> <th></th> <th>850 nm</th> <th>1300 nm</th> </tr> </thead> <tbody> <tr> <td>Max. Attenuation (dB/km)</td> <td>3.0</td> <td>1.0</td> </tr> <tr> <td>Overfill Launch Min. Bandwidth (MHz•km)</td> <td>N/A</td> <td>500</td> </tr> <tr> <td>Effective Modal Bandwidth (EMB) (MHz•km)</td> <td>4700¹</td> <td>N/A</td> </tr> <tr> <td>1 Gb/s Transmission Distance (m)</td> <td>1040</td> <td>600</td> </tr> <tr> <td>10 Gb/s Transmission Distance (m)</td> <td>550</td> <td>300₂</td> </tr> <tr> <td>40/100 Gb/s Transmission Distance (m)</td> <td>150</td> <td>N/A</td> </tr> </tbody> </table>			850 nm	1300 nm	Max. Attenuation (dB/km)	3.0	1.0	Overfill Launch Min. Bandwidth (MHz•km)	N/A	500	Effective Modal Bandwidth (EMB) (MHz•km)	4700 ¹	N/A	1 Gb/s Transmission Distance (m)	1040	600	10 Gb/s Transmission Distance (m)	550	300 ₂	40/100 Gb/s Transmission Distance (m)	150	N/A
	850 nm	1300 nm																							
Max. Attenuation (dB/km)	3.0	1.0																							
Overfill Launch Min. Bandwidth (MHz•km)	N/A	500																							
Effective Modal Bandwidth (EMB) (MHz•km)	4700 ¹	N/A																							
1 Gb/s Transmission Distance (m)	1040	600																							
10 Gb/s Transmission Distance (m)	550	300 ₂																							
40/100 Gb/s Transmission Distance (m)	150	N/A																							
 <p>SDX Splice Tray (Page B24)</p> <p>SDX Splice Module (Page B24)</p>	 <p>Patch Cords (Pages B43)</p> <p>Pigtails (Page B44)</p>	<p>SPECIFICATION</p> <p>Maximum Attenuation (dB/km)</p> <p>1G Transmission Distance (m)</p> <p>10G Transmission Distance (m)</p>	<p style="text-align: center;">OS2</p> <table border="1"> <thead> <tr> <th></th> <th>1310 nm</th> <th>1550 nm</th> </tr> </thead> <tbody> <tr> <td>Maximum Attenuation (dB/km)</td> <td>0.4</td> <td>0.3</td> </tr> <tr> <td>1G Transmission Distance (m)</td> <td>5,000</td> <td>N/A</td> </tr> <tr> <td>10G Transmission Distance (m)</td> <td>10,000</td> <td>N/A</td> </tr> </tbody> </table>			1310 nm	1550 nm	Maximum Attenuation (dB/km)	0.4	0.3	1G Transmission Distance (m)	5,000	N/A	10G Transmission Distance (m)	10,000	N/A									
	1310 nm	1550 nm																							
Maximum Attenuation (dB/km)	0.4	0.3																							
1G Transmission Distance (m)	5,000	N/A																							
10G Transmission Distance (m)	10,000	N/A																							

¹ The effective modal bandwidth is determined based on an overfill launch (OFL) per ANSI/TIA-455-204, except on LOMM fiber types.
² 10GbE transmission at 1300 nm only applies to 10GBASE-LX4 (CWDM).

APPLICATIONS	PRE-TERMINATED CABLE ASSEMBLIES	CASSETTE PLATFORM
<p>PREMIER: Cloud Data Centers, Mission Critical Applications, 144 fibers per RU</p>	<p>Cable Assemblies (Page B37)</p>	<p>HDX Cassettes (Page B13)</p>
<p>ENHANCED: High-Density Enterprise, Data Center Applications, 96 fibers per RU</p>	<p>Cable Assemblies (Page B37)</p>	<p>e2XHD Cassettes (Page B30)</p>
<p>STANDARD: Enterprise, Small Data Center Applications, 72 fibers per RU</p>	<p>Cable Assemblies (Page B37)</p>	<p>SDX Cassettes (Page B23)</p>


ENCLOSURES OR PANELS



UHD X Enclosures (Page B12)



UHD X Panels (Page B12)



e2XHD (Page B29)



2000i SDX (Page B18)




1000i SDX (Page B18)




500i SDX (Page B19)


PATCH CORDS




Patch Cords and Pigtails (Pages B42-B44)



Patch Cords and Pigtails (Pages B42-B44)



Patch Cords and Pigtails (Pages B42-B44)



FEATURED PRODUCTS

HDX Platform **B11**

SDX Platform **B17**

Opt-X Family of Fiber Optic Platforms

Opt-X™ systems provide the high-performing, flexible, and reliable solutions needed for today's mission-critical and enterprise environments while supporting the capability for future technology upgrades and network migrations. The Opt-X family of products offers options and designs for high-end and economical applications, with customizable solutions that meet specific network requirements.



HDX PLATFORM

High- and ultra-high-density systems that support cloud data center and large enterprise networks with network manageability and a reduced cabling network footprint.



UHDX Enclosures



UHDX Panels



HDX-to-SDX Adapter Bracket
(for use with SDX Enclosures)



HDX Frame Patch Deck



HDX Retrofit Tray
(for use with SDX Enclosures)



HDX Frame



SDX PLATFORM

Versatile fiber optic patching solutions, available in multiple sizes and styles, designed to support enterprise and small data center applications.



2000i SDX Enclosures



1000i SDX Enclosures



SDX
Wall-Mount Enclosures



500i SDX Enclosures



500i SDX Panels




FEATURED PRODUCTS

Enclosures & Panels **B12**

HDX Adapter Plates & Cassettes **B13**

HDX Platform

Data centers and telecommunications rooms are rapidly outgrowing their footprint as they attempt to meet increasing bandwidth demands. The Leviton HDX cassette-based platform offers optimum patching capacity in areas where space is at a premium. Using HDX Adapter Plates, Cassettes, and Splice Modules, the enclosures and panels allow up to 144 fibers with LC connectors, or 1,728 fibers with 24-fiber MTP® connectors — the highest density per rack unit available.



UHDHX RACK-MOUNT ENCLOSURES

- Accepts HDX Adapter Plates, Cassettes, and Splice Modules
- Up to 144 fibers with LC connectors or 1,728 fibers with 24-fiber MTP® connectors per RU
- Individual sliding trays allow easy access to fiber connectors in dense applications
- 20-inch depth, with hinged or removable rear doors for accessibility to rear cable routing
- Hinged front door provides easy means to install, remove, and update port ID labels
- Highly visible port locators in the front and rear of the enclosure help easily identify specific ports

RECOMMENDED APPLICATIONS:

Data Centers

Entrance Facility

19" and 23" Racks and Cabinets

Overhead Patching Above Cabinet

UHDHX 1RU FLAT & ANGLED PANELS

- Angled panel eliminates the need for horizontal patch cord cable managers
- Open access to patch cords and trunks
- One-hand installation and removal of HDX/HDX2 cassettes or adapter plates
- Up to 144 fibers with LC connectors or 864 fibers with 12-fiber MTP® connectors

ACCESSORIES

- Cable clamp kits minimize excessive pulling, bending, and crushing
- Brush guards minimize dust buildup in rear of enclosure
- Rear cable manager (sold separately) supports fiber cables and snaps directly into panels without tools
- ORU, 1RU, and 2RU cable managers provide protection and routing of patch cords for flat panels

UHDHX RACK-MOUNT ENCLOSURES & PANELS

DESCRIPTION	MAXIMUM CAPACITY					PART NO.
	FIBERS (USING LC)	FIBERS (USING MTP®)	ADAPTER PLATES	SPLICE MODULES	OR MTP® CASSETTES*	
[A] 1RU Enclosure, empty	144	864	12	12	12/6	5R1UD-S12
[B] 2RU Enclosure, empty	288	1,728	24	24	24/12	5R2UD-S24
[C] 4RU Enclosure, empty	576	3,456	48	48	48/24	5R4UD-S48
[D] 1RU Angled Panel, empty	144	864	12	12	12/6	HDX1A-144
[E] 1RU Flat Panel, empty	144	864	12	12	12/6	HDX1F-144

* = Density varies if using HDX or HDX2 MTP® Cassettes.

ACCESSORIES

DESCRIPTION	PART NO.
Universal Clamp Kit, Single Cable Grommet (mounts to enclosure or rear cable manager)	5RCMP-KIT
Universal Clamp Kit, Multiple Cable Grommet (mounts to enclosure or rear cable manager)	5RCMP-KT2
Universal Clamp Kit, Single and Multiple Cable Grommet (for rack mounting)	5RCMR-KIT
[F] 1RU Brush Guard, bag of 2	5RBSH-1UN
2RU Brush Guard, bag of 2	5RBSH-2UN
[G] 0RU Universal Patch Cord Cable Manager	5RCMT-VFG
1RU Universal Patch Cord Cable Manager (includes ORU cable manager)	5R1UX-CMT
2RU Universal Patch Cord Cable Manager (includes ORU cable manager)	5R2UX-CMT
23" Rack-Mount Ears, bag of 2	5REAR-023
[H] Rear Cable Manager for Angled Panel, with cable management rings	E2XHD-CMB

HDX PLATFORM | MTP®, Conversion & TAP Cassettes



HDX & HDX2 MTP CASSETTES

- Easy to migrate from 10 to 40, 100, 200, and 400 Gb/s when used with Leviton cable assemblies
- Configure up to 48 fibers for 24 channels (10 Gb/s) and 6 channels (40 Gb/s or 100 Gb/s)
- Available in Base 8, Base 12, and Base 24 option for optimal network flexibility
- LC internal shutters minimize dust and provide eye protection
- Universal polarity design, works in conjunction with Method B trunks

HDX2 & HDX CONVERSION CASSETTES

- Manage polarity to maintain, transmit, and receive connections between parallel optics and SFP connectivity
- Connect to electronics with LC-style ports and aggregate SFP ports to a QSFP28 or PSM4 (100 Gb/s), QSFP+ (40 Gb/s), or CXP (120 Gb/s) port



HDX2 TAP CASSETTES

- Traffic analysis points (TAPs) provide real-time monitoring of 10 and 40 Gb/s channels (QSFP)

HDX2 & HDX CONVERSION CASSETTES						
DESCRIPTION	OM3 (aqua)	OM4 (heather violet)	OS2 (blue)			
8-Fiber, MTP to LC shuttered, (100 to 25 Gb/s, 40 to 10 Gb/s)	[B] 38LSM1-41C	48GSM1-41C	U8LSM1-41C			
24-Fiber, 3x8-fiber MTP to LC shuttered, (100 to 25 Gb/s, 40 to 10 Gb/s)	32LSM1-41C	[A] 42GSM1-41C	U2LSM1-41C			
24-Fiber, 1x24-fiber MTP to LC shuttered, (120 to 10G/s)	32LSM2-21C	42GSM2-21C	U2LSM2-21C			

HDX2 TAP CASSETTES							
LC PORTS	DESCRIPTION	Method B Edge 50:50			Method B Edge 70:30		
		OM3 (aqua)	OM4 (aqua)	OS2 (blue)	OM3 (aqua)	OM4 (aqua)	OS2 (blue)
LC PORTS	24-fiber MTP to LC		42LM2-BE5	[C] U2LM2-BE5		42LM2-BE7	U2LM2-BE7
	24-fiber 2x12 MTP to LC	32LM1-BE5	42LM1-BE5	[D] U2LM1-BE5	32LM1-BE7	42LM1-BE7	U2LM1-BE7
	12-fiber MTP to LC BiDi TAP	—	42LM2-AB5	—	—	—	—
MTP PORTS	DESCRIPTION	Method B Edge 50:50			Method B Edge 70:30		
		OM3 (aqua)		OS2 (blue)	OS2 (blue)		
		OM4 (aqua)		OS2 (blue)	OS2 (blue)		
	OM4 24-fiber to 3x8 MTP (female)	[E] 42MM2-BE5		42MM2-BE7			
	OS2 24-fiber to 3x8 MTP (female)	U2MM2-BE5		U2MM2-BE7			


TAP Method B Edge Cassettes require pairing with a comparable Method B Core Cassette

Make-to-Order! HDX/HDX2 CASSETTE OPTIONS				
FIBER TYPE	FIBER COUNT	CONNECTOR TYPE (FRONT)	MTP TYPE (REAR)	POLARITY
• OM3	• 8	• LC Non-Shuttered	• 12-Fiber MTP (male) Base 12	• Method A
• OM4	• 12	• LC Shuttered	• 24-Fiber MTP (male) Base 24	• Method B, core
• OS2	• 24	• SC	• 8-Fiber MTP (male) Base 8	• Method B, edge
	• 48	• 8-Fiber MTP (female)		• Method C
		• 8-Fiber MTP (male)		• Conversion
				• Universal

For MTP Method B polarity, you must order one each of the core and edge cassettes.

For assistance customizing your cassettes, please visit Leviton.com/ns/emea/mto or call Tech Support at +44 (0) 1592 778494.

HDX PLATFORM | Adapter Plates & Splice Modules



HDX ADAPTER PLATES

- Connect to field-terminated backbone cabling or pre-terminated trunks
- Visible sequential numbering to identify ports (for Tx and Rx)

HDX LC & MTP® SPLICE MODULES

- Modules integrate fiber adapter bulkhead (12 or 36 fibers) and splice holders, eliminating need for splice trays
- Innovative 12-fiber color-coded pigtail offers fusion splicing to either single fiber or ribbon fiber constructions
- LC internal shutters minimize dust and provide eye protection
- Splice Sleeves included in accessory kit
- MTP Splice Module offers field termination option to migrate from 10 to 40, 100, 200 or 400 Gb/s
- LC internal shutters minimize dust and provide eye protection



HDX ADAPTER PLATES	
DESCRIPTION	PART NO.
12-Fiber, OM3 & OM4, Quad LC (aqua), shuttered, zirconia ceramic sleeve	5FUHD-SQL
12-Fiber, OM4, Quad LC (heather violet), shuttered, zirconia ceramic sleeve	5FUHD-SML
[A] 12-Fiber, OS2, Quad LC (blue), shuttered, zirconia ceramic sleeve	5FUHD-SLL
3 Duplex MTP Adapters (black), key up/key up	5FUHD-6MB
[B] 3 Duplex MTP Adapters (black), key up/key down	5FUHD-6MP
Blank (black)	5FUHD-BLK

HDX FIBER SPLICE MODULES*	
12-Fiber, OM4 LC (aqua), shuttered, zirconia ceramic sleeve	SPLCH-12AQ
[C] 12-Fiber, OM4 LC (heather violet), shuttered, zirconia ceramic sleeve	SPLCH-12HV
12-Fiber, OS2 LC (blue), shuttered, zirconia ceramic sleeve	SPLCH-12BL
12-Fiber, OS2 LC/APC (green), shuttered, zirconia ceramic sleeve	SPLCH-12GN
[D] 36-Fiber, OM4 MTP, male, zirconia ceramic sleeve	SPMPH-MMPN
36-Fiber, OS2 MTP, male, zirconia ceramic sleeve	SPMPH-SMPN
36-Fiber, OM4 MTP, female, zirconia ceramic sleeve	SPMPH-MMUP
36-Fiber, OS2 MTP, female, zirconia ceramic sleeve	SPMPH-SMUP

* = Make to Order

Non-shuttered LC HDX Splice Modules are also available. Please contact Tech Support.



HDX 12 fiber OM4 LC Shuttered Splice Module

HDX Platform
FIBER

HDX PLATFORM | Frame, Patch & Splice Decks

FIBER

HDX Platform



HDX FIBER OPTIC DISTRIBUTION FRAME (3,168 LC CAPACITY)

- Integrated cable management and routing solutions for minimum bend radius, better slack storage, and protection
- Holds up to 22 patch and/or splice decks
- Lockable rear doors included to protect and conceal trunk cabling
- Optional front door kit (sold separately) with transparent door is lockable for additional security
- Occupies only one 2 x 2-foot tile
- Seismic rated to GR-63-CORE, Zone 4, UL 2046 Listed

PATCH DECK

- Accepts HDX adapter plates, cassettes, and splice modules
- 2RU height for up to 144 fibers (using LC) capacity
- Holds 6 independent sliding trays and accepts up to 12 HDX or 6 HDX2 adapter plates, cassettes, or splice modules
- Magnifying port identification label holders for better visibility
- Integrated minimum bend radius protection

SPLICE DECK

- Modular 3.5-inch-high deck accepts up to three independent splice deck trays
- Sliding trays are removable for ease of splicing
- Heat-shrink fusion splicing of individual 250 μm or 900 μm tight-buffer fibers or mass fusion ribbon splicing for up to 144 fibers or 72-fiber ribbon splice tray
- Each tray accepts up to two 24-fiber molded or 72-fiber ribbon splice trays

HDX FRAME CAPACITY CHART

CONNECTIVITY	MAX. FIBER STRANDS FOR PRE-TERMINATED TRUNKS	MAX. FIBER PATCHING & SPLICING	MAX FIBER FUSION SPLICING
LC	3,168	3,168	N/A
SC	1,584	0	N/A
12-Fiber MTP®	7,776	9,504	N/A
24-Fiber MTP	15,552	0	N/A
Single Fiber	N/A	N/A	3,168
Ribbon Fiber	N/A	N/A	9,504



See page B13-B14 for HDX Cassettes, Splice Modules, and Adapter Plates.

HDX FIBER OPTIC FRAME PLATFORM

DESCRIPTION	PART NO.
[A] HDX Fiber Optic Distribution Frame, 7' H x 2' W x 2' D	F3168-22F
[B] 2RU Patch Deck, empty (includes front/rear cable management and cable clamp kit)	F3168-DCK
[C] 2RU Splice Deck, empty (includes VELCRO® Brand ties, front/rear cable management, and cable clamp kit)	F3168-SPD
[D] Cross-Frame Routing Kit	F3168-CFR
[E] Front Door Kit	F3168-FDR
Cable Clamp Kit, single-cable grommet	F3168-CCK
2RU Blank Panel	F3168-BLK

24-FIBER SPLICE TRAY

[F] 24-fiber Heat-Shrink-Style Molded Splice Tray (includes 60 mm splice sleeves)	T5PLS-24F
--	-----------



INDUSTRY-LEADING DENSITY

One HDX Frame holds up to 22 patch decks, and occupies only one 2 x 2-foot floor tile.

BUILT-IN CABLE MANAGEMENT & ROUTING

The frame keeps pathways clean and organized, using integrated cable management for minimum bend radius, better slack storage, and protection within the frame.

SUPERIOR SCALABILITY

HDX frames can be ganged together to handle future growth with easy pass-through cross-frame routing kits. And with 24-fiber MTP connectivity, they are ideal for migration from 10G to 40G to 100G and beyond.

EASY ACCESSIBILITY

The frame's open design greatly reduces time and labor for maintenance, as it allows unobstructed access to patch cord connections. The one-tile footprint makes it easier to access the space beneath a raised floor.

ROITM Savings Calculator

By **reducing overall floor space**, the HDX Fiber Distribution Platform creates significant yearly cost savings over a traditional main distribution area. Calculate your return on infrastructure investment (ROI) when installing the HDX Frame, and estimate your long-term savings over standard 19" cabinets or racks. Go to apps.leviton.com/hdxcalculator.



SPOTLIGHT

Simplify Network Design with Universal Polarity Cassettes



Polarity is a critical part of any fiber network. It becomes more complex with multifiber cables and MPO connectors. Leviton Universal Polarity Fiber Cassettes help data center managers simplify things. The Base12 cassettes allow for the same interchangeable cassette on both ends of a Method B trunk in a fiber channel, reducing the complexity of a fiber network, ensuring consistent polarity, and streamlining network deployment.

The cassettes also include **shuttered LC adapters** with an IP5x rating keep out dust and debris, and protect technicians from laser light exposure, with no dust caps to remove, store or throw away.

Learn more at leviton.com/fibercassettes



FEATURED PRODUCTS

Enclosures **B18**

Adapter Plates **B21**

Splice Modules **B24**

SDX Platform

72 LC FIBERS PER RU

The SDX Platform, part of the Opt-X™ family of fiber optic solutions, is a flexible solution designed for easy installation and maintenance. Whether it's the 2000i for data centers or 1000i and 500i for medium and small enterprise applications, each comes packed with features for better cable organization and maintainability. In addition, precision-molded SDX adapter plates, splice modules, and cable management offer the flexible connection and storage options to meet any project need.



2000i SDX 1RU/2RU/4RU RACK-MOUNT ENCLOSURES

- Accepts SDX adapter plates, splice trays, and splice modules (pages B21-B24)
- Removable transparent hinged doors
- Sliding tray provides accessibility to front and rear of bulkhead after installation, and removes completely to facilitate field terminations and splicing
- 17-inch depth for high-density fiber termination and/or splicing
- Stackable and adjustable fiber rings simplify cable management
- Constructed of durable polycarbonate plastic and black powder-coated 16 AWG steel
- 1RU and 2RU accept the HDX Retrofit Tray (sold separately) for higher-density applications using HDX MTP® Cassettes and Adapter Plates

RECOMMENDED APPLICATIONS:

- Data Centers
- Equipment Room
- Entrance Facility
- Telecommunications Room
- 19" Racks and Cabinets

1000i SDX 1RU/2RU/3RU/4RU RACK-MOUNT ENCLOSURES

- Accepts SDX adapter plates, splice trays, and splice modules (pages B21-B24)
- Sliding tray in 1RU and 2RU removes completely for easy field terminations and splicing
- 15-inch depth for high-density fiber termination and/or splicing
- Enclosures protrude 4.5 inches from mounting ears to align with Versi-Duct™ Cable Management System
- Included accessory kit consists of cable ties, mounting ear screws, and port ID label
- 1RU and 2RU accept the HDX Retrofit Tray (sold separately) for higher-density applications using HDX MTP® Cassettes

RECOMMENDED APPLICATIONS:

- Equipment Room
- Telecommunications Room
- 19" Racks and Cabinets

2000i SDX RACK-MOUNT ENCLOSURES


DESCRIPTION	MAXIMUM CAPACITY							PART NO.	
	FIBERS (USING LC)	ADAPTER PLATES	AND	SPLICE TRAYS*	SINGLE FIBER	RIBBON FIBER	OR		MTP® CASSETTES / SPLICE MODULES
[A] 1RU, empty, sliding tray	72	3		3	72	216		3	5R1UH-S03
[B] 2RU, empty, sliding tray	144	6		6	144	432		6	5R2UH-S06
[C] 4RU, empty, sliding tray	288	12		12	288	864		12	5R4UH-S12

1000i SDX RACK-MOUNT ENCLOSURES

1RU, empty	72	3		3	72	216		3	5R1UM-F03
[D] 1RU, empty, sliding tray	72	3		3	72	216		3	5R1UM-S03
2RU, empty	144	6		6	144	432		6	5R2UM-F06
2RU, empty, sliding tray	144	6		6	144	432		6	5R2UM-S06
3RU, empty, horizontal^	216	9		12	288	864		9	5R3UM-F09
3RU, empty, vertical°	288	12		12	288	864		12	5R3UM-F12
[E] 4RU, empty, vertical°	288	12		12	288	864		12	5R4UM-F12
4RU, empty, horizontal^	360	15		12	288	864		15	5R4UM-F15

* = Maximum splice tray capacity is limited by height of selected splice tray. Installation of multiple splice trays may require not installing tray covers.

° = Vertical adapter plate/cassette orientation ^ = Horizontal adapter plate/cassette orientation See pages B21-B23 for list of SDX adapter plates and cassettes.



500i SDX FLUSH-MOUNT RACK ENCLOSURES

- Accepts SDX adapter plates, splice trays, and splice modules (page B21-B24)
- Flush-mount adapter bulkhead makes moves, adds, and changes easy
- One-piece removable cover allows for complete accessibility to the back of the enclosure
- Accepts injection-molded splice trays and 4-inch x 7-inch metal splice trays
- Enclosure can store up to 3 meters of 900 μm tight-buffered fiber per adapter
- Included accessory kit consists of cable ties, mounting ear screws, and port ID label
- 1RU and 3RU flush-mount panels accept SDX adapter plates and cassettes, and mount to 19-inch racks and cabinets
- Optional add-on patch cord cable management tray (sold separately) uses existing rack unit

RECOMMENDED APPLICATIONS:

Equipment Room

Telecommunications Room

19" Racks and Cabinets

500i SDX RACK-MOUNT ENCLOSURES

DESCRIPTION	MAXIMUM CAPACITY							PART NO.	
	FIBERS (USING LC)	ADAPTER PLATES	AND	SPLICE TRAYS*	SINGLE FIBER	RIBBON FIBER	OR		MTP® CASSETTES / SPLICE MODULES
[A] 1RU, empty	72	3		3	72	216		3	5R1UL-F03
[B] 2RU, empty	144	6		6	144	432		6	5R2UL-F06
[C] 3RU, empty	288	12		12	288	864		12	5R3UL-F12
[D] 1RU, empty	72	3		N/A	N/A	N/A		3	5R1UE-OPX
[E] 3RU, empty	288	12		N/A	N/A	N/A		12	5R3UE-OPX


* = Maximum splice tray capacity is limited by height of selected splice tray. Installation of multiple splice trays may require not installing tray covers. See page B21 for list of SDX adapter plates and cassettes.

SPOTLIGHT

High-Density Splicing with the SDX Wall-Mount Enclosure



The Large SDX Wall-Mount Fiber Enclosure is an ideal housing for high-density splicing in entrance facilities and telecommunication rooms, and it can be retrofitted in the field as a splice only enclosure. It can accommodate up to 1,728 fibers when mass ribbon fusion splicing, and up to 576 fibers with single fusion splicing.



SDX WALL-MOUNT ENCLOSURES

- Four sizes available (mini, small, medium, large) to accommodate from 24 LC to 288 LC fibers
- Locking doors and dual-door access to separate user and service sides (locks sold separately)
- Cable and cord protection simplifies dress-out and protects damage/pinching
- Field splicing options include both splice trays and self-contained splice modules
- Mini size mounting options: wall-mount, DIN rail, zero-RU, ganging, or cubicle wall installations
- Large size can be retrofitted to allow for up to 576 single fiber fusion splicing or up to 1,728 ribbon fusion splicing
- Optional adapter bracket allows enclosures to accommodate both Leviton SDX and HDX patching platforms (see page B26)
- Accepts 6 copper ports using Quickport Adapter Plate, 5F100-6QP

RECOMMENDED APPLICATIONS:


- Telecommunications Room
- Equipment Room
- Fiber to the Desk (FTTD)
- ORU

SDX Platform
FIBER

DESCRIPTION	MAXIMUM CAPACITY							PART NO.	
	FIBERS (USING LC)	ADAPTER PLATES	AND	SPLICE TRAYS*	SINGLE FIBER	RIBBON FIBER	OR		MTP® CASSETTES / SPLICE MODULES
[A] Mini, empty, single door, no lock	24	1		N/A	24	0		1	5WMNT-01C
[B] Small, empty, dual doors, no lock	48	2		2	48	144		2	5WSML-02C
[C] Medium, empty, dual doors, no lock	96	4		4	96	288		4	5WMED-04C
[D] Large, empty, dual doors, no lock	288 (576 when used as splicing only enclosure)	12		12	576	1,728		12	5WLRG-12C


* = Maximum splice tray capacity is limited by height of selected splice tray. Installation of multiple splice trays may require not installing tray covers.

See page B21 for list of SDX adapter plates.



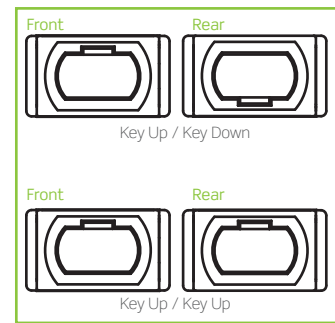
SDX PLATFORM | Adapter Plates

FIBER
SDX Platform



SDX ADAPTER PLATES

- Work with SDX Enclosures, including the 2000i, 1000i, 500i, and wall mount
- Captive push/pull fasteners allow for quick, tool-free installation and removal
- Precision-molded LC and SC adapter plate colors designate fiber type, per TIA standards
- Available in 6- to 24-fiber plates for LC, SC, and ST
- Available in 72- to 192-fiber plates for MTP®
- MTP and LC adapter plates with shutters available by custom order
- 6-position QuickPort™ Adapter plates accept all QuickPort modules



SDX RACK-MOUNT ENCLOSURE CAPACITY

1RU FOR 2000i, 1000i & 500i	2RU FOR 2000i, 1000i & 500i	3RU FOR 1000i	3RU FOR 500i	4RU FOR 2000i & 1000i
Holds up to 3 adapter plates	Holds up to 6 adapter plates	Holds up to 9/12 adapter plates	Holds up to 12 adapter plates	Holds up to 12/15 adapter plates
6-pk Dplx LC = up to 36-fibers 6-pk Quad LC = up to 72-fibers 3-pk Dplx SC = up to 18-fibers 6-pk Dplx SC = up to 36-fibers 6-pk ST = up to 18-fibers 8-pk ST = up to 24-fibers	6-pk Dplx LC = up to 72-fibers 6-pk Quad LC = up to 144-fibers 3-pk Dplx SC = up to 36-fibers 6-pk Dplx SC = up to 72-fibers 6-pk ST = up to 36-fibers 8-pk ST = up to 48-fibers	6-pk Dplx LC = up to 108/144-fibers 6-pk Quad LC = up to 216/288-fibers 3-pk Dplx SC = up to 54/72-fibers 6-pk Dplx SC = up to 108/144-fibers 6-pk ST = up to 54/72-fibers 8-pk ST = up to 72/96-fibers	6-pk Dplx LC = up to 144-fibers 6-pk Quad LC = up to 288-fibers 3-pk Dplx SC = up to 72-fibers 6-pk Dplx SC = up to 144-fibers 6-pk ST = up to 72-fibers 8-pk ST = up to 96-fibers	6-pk Dplx LC = up to 144/180-fibers 6-pk Quad LC = up to 288/360-fibers 3-pk Dplx SC = up to 72/90-fibers 6-pk Dplx SC = up to 144/180-fibers 6-pk ST = up to 72/90-fibers 8-pk ST = up to 96/120-fibers

SDX WALL-MOUNT ENCLOSURE CAPACITY

MINI	SMALL	MEDIUM	LARGE
Holds up to 1 adapter plate	Holds up to 2 adapter plates	Holds up to 4 adapter plates	Holds up to 12 adapter plates
6-pk Dplx LC = up to 12-fibers 6-pk Quad LC = up to 24-fibers 3-pk Dplx SC = up to 6-fibers 6-pk Dplx SC = up to 12-fibers 6-pk ST = up to 6-fibers 8-pk ST = up to 8-fibers	6-pk Dplx LC = up to 24-fibers 6-pk Quad LC = up to 48-fibers 3-pk Dplx SC = up to 12-fibers 6-pk Dplx SC = up to 24-fibers 6-pk ST = up to 12-fibers 8-pk ST = up to 16-fibers	6-pk Dplx LC = up to 48-fibers 6-pk Quad LC = up to 96-fibers 3-pk Dplx SC = up to 24-fibers 6-pk Dplx SC = up to 48-fibers 6-pk ST = up to 24-fibers 8-pk ST = up to 32-fibers	6-pk Dplx LC = up to 144-fibers 6-pk Quad LC = up to 288-fibers 3-pk Dplx SC = up to 72-fibers 6-pk Dplx SC = up to 144-fibers 6-pk ST = up to 72-fibers 8-pk ST = up to 96-fibers

SDX PRECISION-MOLDED FIBER ADAPTER PLATES

DESCRIPTION	PART NO.
[A] 12-Fiber, OM1, Duplex LC (beige), zirconia ceramic sleeve	5F100-2IL
[B] 12-Fiber, OM3, Duplex LC (aqua), zirconia ceramic sleeve	5F100-2QL
[C] 12-Fiber, OS2, Duplex LC (blue), zirconia ceramic sleeve	5F100-2LL
[D] 12-Fiber, OS2, Duplex LC/APC (green), zirconia ceramic sleeve	5F100-2VL
[E] 24-Fiber, OM1, Quad LC (beige), zirconia ceramic sleeve	5F100-4IL
[F] 24-Fiber, OM3, Quad LC (aqua), zirconia ceramic sleeve	5F100-4QL
[G] 24-Fiber, OS2, Quad LC (blue), zirconia ceramic sleeve	5F100-4LL
6-Fiber, OM1, Duplex SC (beige), zirconia ceramic sleeve	5F100-6IC
6-Fiber, OM3, Duplex SC (aqua), zirconia ceramic sleeve	5F100-6QC
6-Fiber, OS2, Duplex SC (blue), zirconia ceramic sleeve	5F100-6LC
6-Fiber, OS2, Duplex SC/APC (green), zirconia ceramic sleeve	5F100-6VC
[H] 12-Fiber, OM1, Duplex SC (beige), zirconia ceramic sleeve	5F100-2IC
[I] 12-Fiber, OM3, Duplex SC (aqua), zirconia ceramic sleeve	5F100-2QC
[J] 12-Fiber, OS2, Duplex SC (blue), zirconia ceramic sleeve	5F100-2LC
[K] 12-Fiber, OS2, Duplex SC/APC (green), zirconia ceramic sleeve	5F100-2VC
[L] 6-Fiber, ST MM/SM (black), zirconia ceramic sleeve*	5F100-6MT
[M] 8-Fiber, ST MM/SM (black), zirconia ceramic sleeve*	5F100-8MT
[N] Blank (black)	5F100-PLT


SDX FIBER ADAPTER PLATES, METAL

[O] 12-Fiber, OM4, Duplex LC, heather violet, zirconia ceramic sleeve*	5F100-12M
[P] 24-Fiber, OM4, Quad LC, heather violet, zirconia ceramic sleeve*	5F100-24M
[Q] 6 Simplex MTP® (black), key up/key down*	5F100-6MP
6 Simplex MTP (black), key up/key up*	5F100-6MB
[R] 8 Simplex MTP (black), key up/key down*	5F100-8MP
8 Simplex MTP (black), key up/key up*	5F100-8MB
[S] 6-Position QuickPort™ (black), empty	5F100-6QP

* = Lead times may apply.

SPOTLIGHT

SDX Precision-Molded Adapter Plates



Traditional adapter plate construction typically uses independent couplers inserted in a metal plate that often results in a 'rattling' of components. Leviton SDX Adapter Plates eliminate rattling and loose-fitting adapters by using precision molding and integrated adapters, improving the overall performance, functionality, and quality of construction. All multimode and single-mode SDX plates feature zirconia ceramic sleeves, providing high-performance and low insertion loss (recommended for applications requiring 10 Gbps and higher).

SDX PLATFORM | MTP® Cassettes



A



B



SDX Cassette MTP-LC Shuttered Single-Mode

SDX MTP CASSETTES

- Plug-n-play cassettes eliminate the need for field termination or splices
- Bend-insensitive fiber used in OM3/OM4 cassette
- All premium 12 fiber Base 12 MTP cassettes use low-loss MTP connectors
- Low insertion loss of 0.5 dB maximum
- 100% factory tested with test results included with each cassette
- LC internal shutters minimize dust and provide eye protection
- Universal polarity design, works in conjunction with Method B trunks



SDX CASSETTES, COMMON CONFIGURATIONS

DESCRIPTION	PART NO.
[A] 12-Fiber SDX MTP Cassette, MTP-LC, shuttered, universal polarity	FM-*012CSAC0U
[B] 24-Fiber SDX MTP Cassette, 2x12F MTP-LC, shuttered, universal polarity	FM-*024CSAC0U


* = Fiber type: A = OS2, E = OM3, F = OM4

Make-to-Order! MTP CASSETTE OPTIONS

FIBER TYPE	FIBER COUNT	CONNECTOR TYPE	MTP FIBER COUNT	POLARITY
<ul style="list-style-type: none"> • OM3 • OM4 • OS2 	<ul style="list-style-type: none"> • 12 • 24 	<ul style="list-style-type: none"> • LC Shuttered • LC/APC Shuttered 	<ul style="list-style-type: none"> • 12-Fiber MTP (male) Base 12 	<ul style="list-style-type: none"> • MTP Method A • MTP Method B, core • MTP Method B, edge • MTP Method C • Universal

For MTP Method B polarity, you must order one each of the Core and Edge cassettes.

For assistance customizing your cassettes, please visit Leviton.com/ns/emea/mto or call +44 (0) 1592 778494.



SDX 12- & 24-FIBER SPLICE MODULES

- Integrate fiber adapter bulkhead (12 or 24 fibers) and splice holders, eliminating the need for splice trays
- Individual compartments provide slack storage and bend radius guides for respective backbone cable, 900 µm tight-buffer pigtails, and fusion-spliced fibers
- Modular design allows for ease of maintenance of individual spliced fiber and allows for scaling up without impacting existing fibers

KEYQUICK™ MECHANICAL SPLICE

- Offers fast, accurate, and user-friendly mechanical splicing process
- Transparent body allows for visible light to ensure connection
- V Groove technology aligns fibers
- Average installation takes 30 seconds, with insertion loss level of 0.1 dB

SDX 12- & 24-FIBER SPLICE MODULES

DESCRIPTION	PART NO.
[A] 12-Fiber, LC* (includes splice sleeves)	SPLCS-12x
24-Fiber, LC* (includes splice sleeves)	SPLCS-24x
[B] 12-Fiber, SC* (includes splice sleeves)	SPSCS-12x

* = Lead times may apply.

x = OM3 (A), OM4 (M), OS2 (L), APC OS2 (V)

12- & 24-FIBER SPLICE TRAY

DESCRIPTION	PART NO.
[C] 12-Fiber Heat-Shrink Splice Tray	FPCFAS003
[D] 24-Fiber Heat-Shrink Style Molded Splice Tray (includes 60 mm splice sleeves)	T5PLS-24F
45 mm Fusion-Splice Protection Heat-Shrink Sleeve; pack of 12	30-0008-01

KEYQUICK MECHANICAL SPLICE

[E] KeyQuick Mechanical Splice 250µm, 900µm	FPCMS001
[F] KeyQuick Mechanical Splice Holder	FPCMSH06


For assistance ordering your splice trays, please call Customer Service at +44 (0) 1592 772124.

SPOTLIGHT

SDX Fiber Splice Modules

SDX 12- and 24-Fiber Splice Modules protect and organize heat-shrink fusion-spliced fibers inside a fiber enclosure. Splice modules eliminate the need for individual splice trays within a fiber enclosure and provide optimal organization and slack management of fibers. Plus, the modular design enables faster field splicing and simple management of pigtails within the housing.





UNIVERSAL CABLE CLAMP KITS

- Minimize excessive pulling, bending, and crushing
- Enclosure-mount kits make cable identification easy and decrease need for tie-wraps inside enclosure
- Rack-Mount Kit ideal for vertical strain relief and strain relief at top or bottom of rack
- Compatible with UHDX and SDX rack-mount enclosures

SDX ENCLOSURE CABLE MANAGEMENT

- Fiber Cable Management Rings secure fiber slack; come in kit of four quarter-round rings
- Patch Cord Management Trays route and organize cables
- Trays mount directly to enclosures and do not require additional rack space

HDX RETROFIT TRAY & HDX-TO-SDX ADAPTER BRACKET

- Retrofit trays allow upgrade of SDX enclosures to accept HDX cassettes and adapter plates
- Trays allow for up to 96 LC fibers per RU
- Tray available for 1RU and 2RU 2000i and 1000i SDX enclosures
- HDX-to-SDX Adapter Bracket upgrades SDX Enclosures to accept two HDX cassettes per bracket

UNIVERSAL PATCH CORD CABLE MANAGERS

- 0RU cable managers transition patch cords from horizontal to vertical pathway
- 1RU and 2RU cable managers provide protection and routing of patch cords for flat panels

SPOTLIGHT

Patch Cord Management Tray



Patch Cord Management Trays help route and organize cables. The trays feature identification labels and front saddles that pivot for easier routing. Because they mount directly to the front of the enclosures, they do not require additional rack space. Available in 1RU and 2RU sizes, the trays can be used with any Leviton 1RU flush-mount MTP enclosure or e2XHD flat panel, and 2RU trays can be used with 3RU 500i SDX enclosures.

ACCESSORIES		AVAILABLE FOR			
		2000i SDX	1000i SDX	500i SDX	WALL-MOUNT SDX
DESCRIPTION	PART NO.				
[A] Universal Clamp Kit, single cable grommet (for enclosure mounting) ^	5RCMP-KIT	X	X	X	X
Universal Clamp Kit, multiple cable grommet (for enclosure mounting) ^	5RCMP-KT2	X	X	X	X
[B] Universal Clamp Kit, single and multiple cable grommet (for rack mounting) ^	5RCMR-KIT	X	X	X	
1RU 23" Rack and Cabinet Mounting Bracket ^	5R1RU-023	X	X		
[C] Fiber Cable Management Quarter-Round Ring Kit (bag of four) ^	5R100-14R	X	X	X	
Lock and Key for Rack-Mount and Wall-Mount Enclosures ^	5L000-KAL		X		X
[D] HDX Retrofit Sliding Tray 1RU ^	5R1UR-TRY	X	X		
HDX Retrofit Sliding Tray 2RU ^	5R2UR-TRY	X	X		
[E] HDX-to-SDX Adapter Bracket ^	HDXAD-ACC	X	X	X	X
[F] 1RU Patch Cord Management Tray, for use with any flat panels ^	5R1UX-CMT			X	
[G] 2RU Patch Cord Management Tray, for use with any flat panels ^	5R2UX-CMT			X	
[H] 0RU Patch Cord Managers, bag of 2 ^	5RCMT-VFG	X	X	X	
DIN Rail Bracket Kit (for mini enclosure only) ^	DNRAL-ACC				X
0RU Mounting Bracket, bag of 2 (for mini enclosure only) ^	5WMNB-ACC				X
Grounding Kit ^	DPGRD-KIT	X	X	X	X

^ = Lead times may apply.

SPOTLIGHT

Cable Clamp Kits



Cable clamp kits minimize excessive pulling, bending, and crushing forces on cable. The Enclosure-Mount Universal Clamp Kit makes it easy to identify cables and decreases the need for tie-wraps inside the enclosure. The kit also creates a transition point from jacketed cable to buffered fiber or subunits. The Rack-Mount Universal Clamp Kit is ideal for vertical strain relief and strain relief at the top or bottom of a rack/cabinet. Use it for installations with minimal vertical cable pathways and little space for an enclosure-mount cable clamp kit.

Rack-Mount Universal Clamp Kit Installed



Enclosure-Mount Universal Clamp Kit Installed



FEATURED PRODUCTS

Panels **B29**

Cassettes **B30**

e2XHD Snap-In Cassette Patching Platform

The e2XHD Copper and Fiber Patching Platform is an easy-to-connect, high-density solution for enterprise and data center applications, where fast deployment and simple maintenance are critical. The system includes 1RU high-density panels, copper and fiber snap-in cassettes, and accessories for additional cable protection and management. The e2XHD cassettes quickly snap in and pull out of the panels, making installation, moves, adds, and changes easier than ever. **For copper cassettes, see page A15.**



e2XHD Patching Platform
FIBER

e2XHD HIGH-DENSITY PATCH PANELS

High-density panels allow patching for up to 48 duplex fiber channels in a 1RU panel.



e2XHD MTP-MTP Pass-Through Cassette



e2XHD FIBER CASSETTES

Fiber MTP® Cassettes provide a simple migration path to 40G or 100G networks. The cassettes are pre-terminated and available in 12 or 24 fibers, OM3, OM4, or OS2 single-mode.

The e2XHD Fiber Cassette features an MTP adapter that swivels to three positions for easier cable routing. Used in conjunction with the patching system's rear cable manager and cable management rings, the adapter delivers an ideal solution for eliminating cable tension and ensuring proper bend radius.




e2XHD 24-Fiber Cassette, MTP-LC, Shuttered




e2XHD 12-Fiber QuickPort™ LC Shuttered Cassette, OM3 - Aqua

WATCH: TRAINING VIDEOS



[Leviton.com/ns/videos](https://leviton.com/ns/videos)
'e2XHD Cassette-Based Patching System'

e2XHD SNAP-IN CASSETTE PATCHING PLATFORM | Rack-Mount Panels, Cable Managers, Covers & Tools



HIGH-DENSITY PANELS

- Allows for fiber and copper in the same panel
- 1RU panels hold up to 8 single-height fiber cassettes (48-fiber channels)
- Alignment tabs on panels ensure upright insertion of cassettes
- Mount on standard 19-inch racks or cabinets

ANGLED PANEL COVER

- Uses no additional rack space
- Minimizes dust and debris behind panels
- Attaches directly to e2XHD Angled Panel
- Can be retrofitted after panel is installed
- Can be used for top and bottom of panels

REAR CABLE MANAGERS

- Support both fiber and copper cables
- Cable management rings included to help manage and route incoming fiber cables
- Multiple tie down points for VELCRO® Brand ties
- Optional Clamp Kits available to provide cable strain relief for incoming cables
- Flat Panel Manager mounts to rack or cabinet; screws included
- Angled Panel Manager attaches directly to panels



e2XHD Snap-In Cassette Patching System for copper applications on page A15.

e2XHD PANELS, CABLE MANAGERS, COVERS & TOOLS

DESCRIPTION	PART NO.
[A] 1RU 48-Port e2XHD Angled High-Density Panel (UTP, shielded, fiber), includes mounting hardware and earthing kit specific to EU	E2X1A-E48
1RU 48-Port e2XHD Flat High-Density Panel (UTP, shielded, fiber), includes mounting hardware and earthing kit specific to EU	E2X1F-E48
1RU 48-Port e2XHD Angled High-Density Panel, supports UTP, shielded, and fiber media	E2X1A-S48
[B] 1RU 48-Port e2XHD Flat High-Density Panel, supports UTP, shielded, and fiber media	E2X1F-S48
[C] e2XHD Rear Cable Manager for Angled Panel, with fiber storage rings (four quarter-round rings)	E2XHD-CMB
[D] e2XHD Rear Cable Manager for Flat Panel, with fiber storage rings (four quarter-round rings)	E2X1F-CMB
[E] e2XHD Angled Panel Cover	E2XHD-COV
[F] e2XHD Cassette Blank	E2XHD-BLK
QuickPort™ Jack Removal Tool	E2XHD-JRT
[G] Universal Clamp Kit, single cable grommet (mounts to Rear Cable Manager)	5RCMP-KIT
Universal Clamp Kit, multiple cable grommet (mounts to Rear Cable Manager)	5RCMP-KT2
Universal Clamp Kit, single and multiple cable grommet (for rack mounting)	5RCMR-KIT
[H] e2XHD Label Kit (4 pack)*	E2XHD-LBL

+ = Label kit occupies one row of panel.

e2XHD SNAP-IN CASSETTE PATCHING PLATFORM | Cassettes



FIBER CASSETTES

- Easy to migrate from 10 to 25, 40 and 100 Gb/s when used with Leviton cable assemblies
- Used exclusively with e2XHD panels
- Available in MTP-MTP or MTP-LC
- Available in Base 8, Base 12, Base 24 in OM3, OM4, OS2
- MTP® adapter swivel allows for easy cable routing and proper bend radius
- QuickPort™ MTP-LC Cassette uses QuickPort modular fiber adapters; can be removed with QuickPort Connector Removal Tool

- Blank cassettes reserve capacity for future cassettes, easily snap into rear of panel to block unused cassette openings
- Conversion cassettes available (40G to 10G, 100G to 10G, 120G to 10G)
- LC internal shutters minimize dust and provide eye protection
- Universal polarity design, works in conjunction with Method B trunks



For assistance customizing your cassettes, please visit Leviton.com/ns/emea/mto or call +44 (0) 1592 778494.

e2XHD PATCHING SYSTEM CASSETTES

DESCRIPTION	PART NO.
[A] 24-Fiber, MTP-LC, shuttered, adapter cassette, core (2x12 fiber MTP)	(see options below)
[B] 12-Fiber, OM4, MTP-LC (heather violet), shuttered, adapter cassette, core (1x12 fiber MTP)	(see options below)
[C] 24-Fiber, MTP-MTP, adapter cassette, core (1x24 fiber MTP)	(see options below)
[D] 24-Fiber, MTP-MTP, adapter cassette, edge (2x24 fiber MTP)	(see options below)
12-Fiber, OM3, LC (aqua), shuttered, adapter cassette	E2XLC-SAQ
12-Fiber, OM4, LC (heather violet), shuttered, adapter cassette	E2XLC-SHV
[E] 12-Fiber, OS2, LC (blue) shuttered, adapter cassette	E2XLC-SBL
12-Fiber, OS2, LC/APC (green), shuttered, adapter cassette	E2XLC-SGR
[F] MTP-MTP passthrough, four key-up/key-down adapters	E2XHD-4MP
MTP-MTP passthrough, four key-up/key-up adapters	E2XHD-4MB

e2XHD PATCHING SYSTEM CONVERSION CASSETTES

[G] 8-Fiber, OM3, MTP-LC shuttered (40G to 10G), adapter cassette	ULE2XHD-E008CSKQDJ
8-Fiber, OM4, MTP-LC shuttered (40G to 10G), adapter cassette	ULE2XHD-F008CSKVDJ
8-Fiber, OS2, MTP-LC shuttered (40G to 10G), adapter cassette	ULE2XHD-A008CSKLDJ
[H] 24-Fiber, OM3, MTP-LC shuttered (120G to 10G), adapter cassette	ULE2XHD-E024CSHQES4
24-Fiber, OM4, MTP-LC shuttered (120G to 10G), adapter cassette	ULE2XHD-F024CSHVES
24-Fiber, OS2, MTP-LC shuttered (120G to 10G), adapter cassette	ULE2XHD-A024CSHLES

Make-to-Order! e2XHD MTP FIBER CASSETTE OPTIONS

FIBER TYPE	FIBER COUNT	CONNECTOR TYPE	MTP FIBER COUNT (REAR)	POLARITY
• OM3	• 8	• LC	• 8-Fiber MTP (male) Base 8	• Method A
• OM4	• 12	• LC Shuttered	• 12-Fiber MTP (male) Base 12	• Method B, Core, Black
• OS2	• 24	• 8-Fiber MTP (female)	• 24-Fiber MTP (male) Base 24	• Method B, Edge, White
				• Method C
				• Universal
				• Conversion



FEATURED PRODUCTS

Panels **B32-B34**

Adapters **B33**

FibrePlus Platform

FibrePlus panels are designed with an emphasis on usability and accessibility, while allowing for up to 96 connections per rack unit. The panels are available empty or preloaded, and their shallow depth allows for installation in most standard racks and wall-mount enclosures.



A


FIBREPLUS UNLOADED PANELS & PANEL OPTIONS

- 1RU 19-inch panels support ST, SC, or LC adapters
- Sliding tray for easy access complete with quick release fastenings
- Front panel includes a port identification strip
- Raised slots in the panel base allow for customized fiber-management configurations and additional securing for incoming cables
- Additional adapter blanking plugs are available on request
- Suitable for both Blolite™ and conventional fiber cables

FIBREPLUS UNLOADED PANELS & PANEL OPTIONS

DESCRIPTION	PART NO.
[A] Unloaded Panel for up to 24 ST, black	FPCC1SXXX24ST2
Unloaded Panel for up to 12 SC Duplex or LC Quad adapters, black	FPCC1SXXX24DC2
Unloaded Panel for up to 24 SC Duplex or LC Quad adapters, black	FPCC1SXXX48DC2
Unloaded Panel for up to 24 SC Simplex or LC Duplex adapters, black	FPCC1SXXX48SC2
Fiber Management Kit (includes loops and 24 way splice bridge)	FPCFMKIT001
Adapter Collar for 3 mm Blolite Straight Connector	30-0301-5
ST Blanking Plugs, black, pack 100	BPEST101-100
SC Simplex Blanking Plug (also suitable for LC), black, pack 100	BPESC101-100
SC Duplex Blanking Plug (also suitable for LC Quad), black, pack 100	BPESC301-100
MP25 Manifold Gland	30-4800-09


FIBREPLUS PLATFORM | Optical Adapters



OPTICAL ADAPTERS

- LC adapters (duplex and quad) have a polymer body with a precision zirconia ceramic sleeve
- SC adapters (simplex and duplex) have a polymer body and precision zirconia ceramic sleeve
- ST adapters have a nickel-plated zinc die-cast body with precision zirconia ceramic sleeve

OPTICAL ADAPTERS		
SC ADAPTERS		PART NO.
[A]	SC Simplex Flanged, multimode, zirconia ceramic sleeve, beige	BHCSCMM001
[B]	SC Simplex Flanged, single-mode, zirconia ceramic sleeve, blue	BHCSCSM001
[C]	SC Duplex Flanged, multimode, zirconia ceramic sleeve, beige	BHDCM001
[D]	SC Duplex Flanged, single-mode, zirconia ceramic sleeve, blue	BHDCSM001
ST ADAPTERS		
[E]	ST, multimode, zirconia ceramic sleeve	BHCSTMM001
[F]	ST, single-mode, zirconia ceramic sleeve	BHCSTSM001
LC ADAPTERS - FLANGED		
	LC Duplex, multimode, zirconia ceramic sleeve, flanged, beige	BHCLCMM001
	LC Duplex, multimode, zirconia ceramic sleeve, flanged, aqua	BHCLCMM051
[G]	LC Duplex, multimode, zirconia ceramic sleeve, flanged, heather violet	BHCLCMM071
	LC Duplex, single-mode, zirconia ceramic sleeve, flanged, blue	BHCLCSM001
	LC APC Duplex, single-mode, zirconia ceramic sleeve, flanged, green	BHCALSM031
	LC Quad, multimode, zirconia ceramic sleeve, flanged, beige	BHCL4MM001
	LC Quad, multimode, zirconia ceramic sleeve, flanged, aqua	BHCL4MM051
	LC Quad, multimode, zirconia ceramic sleeve, flanged, heather violet	BHCL4MM071
[H]	LC Quad, single-mode, zirconia ceramic sleeve, flanged, blue	BHCL4SM001
	LC APC Quad, single-mode, zirconia ceramic sleeve, flanged, green	BHCA4SM031
LC ADAPTERS - FLANGELESS		
	LC Duplex, multimode, zirconia ceramic sleeve, flangeless, beige	BHCLCMM002
	LC Duplex, multimode, zirconia ceramic sleeve, flangeless, aqua	BHCLCMM052
[I]	LC Duplex, multimode, zirconia ceramic sleeve, flangeless, heather violet	BHCLCMM072
	LC Duplex, single-mode, zirconia ceramic sleeve, flangeless, blue	BHCLCSM002
	LC APC Duplex, single-mode, zirconia ceramic sleeve, flangeless, green	BHCALSM032
	LC Quad, multimode, zirconia ceramic sleeve, flangeless, beige	BHCL4MM002
	LC Quad, multimode, zirconia ceramic sleeve, flangeless, aqua	BHCL4MM052
	LC Quad, multimode, zirconia ceramic sleeve, flangeless, heather violet	BHCL4MM072
[J]	LC Quad, single-mode, zirconia ceramic sleeve, flangeless, blue	BHCL4SM002
	LC APC Quad, single-mode, zirconia ceramic sleeve, flangeless, green	BHCA4SM032




FIBREPLUS PRELOADED PATCH PANELS

- 1RU 19-inch panels available preloaded with ST, SC, or LC adapters
- Sliding tray for easy access complete with quick release fastenings
- Shallow depth allows for installation in most standard racks and wall-mount enclosures
- Front panel includes a port identification strip
- Raised slots in the panel base allow for customized fiber management configurations and additional securing for incoming cables
- Additional adapter blanking plugs are available on request
- Suitable for both Blolite™ and conventional fiber cables



FibrePlus Preloaded Patch Panel Accessory Kit

FIBREPLUS - LOADED PATCH PANELS						
DESCRIPTION	4 ADAPTER	6 ADAPTER	8 ADAPTER	12 ADAPTER	16 ADAPTER	24 ADAPTER
ST, single-mode	FPCC1SXSM04ST2	FPCC1SXSM06ST2	FPCC1SXSM08ST2	FPCC1SXSM12ST2	FPCC1SXSM16ST2	FPCC1SXSM24ST2
ST, multimode	FPCC1SXMM04ST2	FPCC1SXMM06ST2	FPCC1SXMM08ST2	FPCC1SXMM12ST2	FPCC1SXMM16ST2	FPCC1SXMM24ST2
SC Duplex, single-mode	FPCC1SXSM08DC2	FPCC1SXSM12DC2	FPCC1SXSM16DC2	FPCC1SXSM24DC2	FPCC1SXSM32DC2	FPCC1SXSM48DC2
SC Duplex, multimode	FPCC1SXMM08DC2	FPCC1SXMM12DC2	FPCC1SXMM16DC2	FPCC1SXMM24DC2	FPCC1SXMM32DC2	FPCC1SXMM48DC2
SC Simplex, single-mode	FPCC1SXSM04SC2	FPCC1SXSM06SC2	FPCC1SXSM08SC2	FPCC1SXSM12SC2	FPCC1SXSM16SC2	FPCC1SXSM24SC2
SC Simplex, multimode	FPCC1SXMM04SC2	FPCC1SXMM06SC2	FPCC1SXMM08SC2	FPCC1SXMM12SC2	FPCC1SXMM16SC2	FPCC1SXMM24SC2
[A] LC Duplex, single-mode	FPCC1SXSM08LC2	FPCC1SXSM12LC2	FPCC1SXSM16LC2	FPCC1SXSM24LC2	FPCC1SXSM32LC2	FPCC1SXSM48LC2
[B] LC Duplex, multimode	FPCC1SXMM08LC2	FPCC1SXMM12LC2	FPCC1SXMM16LC2	FPCC1SXMM24LC2	FPCC1SXMM32LC2	FPCC1SXMM48LC2
[C] LC Quad, single-mode	—	—	—	—	—	FPCC1SXSM96LC2
LC Quad, multimode	—	—	—	—	—	FPCC1SXMM96LC2



FEATURED PRODUCTS

Trunk Cables **B37**


Harnesses **B39**

Array Cords **B40**

Patch Cords **B41**

Pre-Terminated Cable Assemblies

Simplify fiber connection and termination with Leviton cable assemblies. Choose from a wide selection of arrays, trunks, and harnesses to protect and future-proof your critical networks. Pre-terminated cable assemblies in both multimode and single-mode are all made to customer specifications. Choose cable type, connector combinations, length, mode, and more. **Configure online at [Levton.com/ns/emea/mtc](https://www.leviton.com/ns/emea/mtc).**



BUILD YOUR OWN PRODUCTS

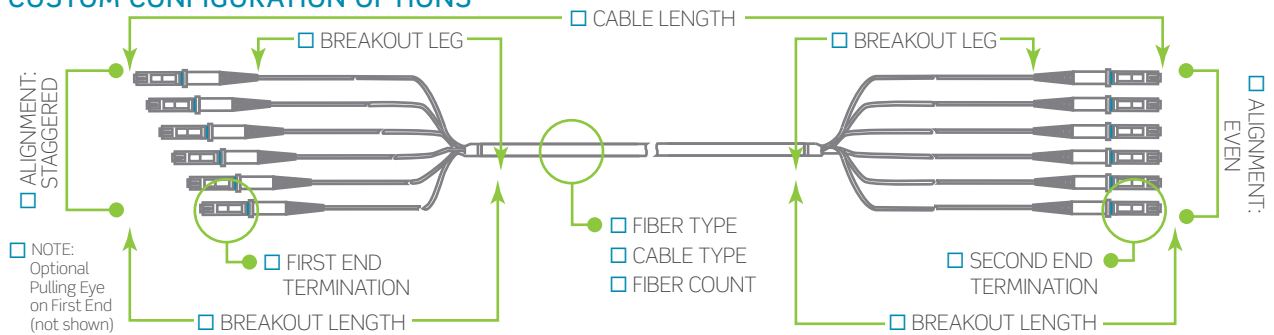
WITH THE LEVITON MAKE-TO-ORDER PROGRAM

We've made building the exact solution for your network quicker and easier than ever. Rely on our innovative online custom configurators for a wide variety of fiber and copper products.

MAKE-TO-ORDER CABLE ASSEMBLIES

Pre-Terminated Fiber Array cords | Pre-Terminated Fiber Trunks | Fiber MTP® Harnesses

CUSTOM CONFIGURATION OPTIONS



CABLE ASSEMBLIES INSERTION LOSS

Meeting fiber network migration from 10 to 40, 100, 200, 400 Gb/s and beyond. Offering the most options to reuse your fiber backbone over multiple network upgrades, Opt-X™ Unity is the first complete single-mode and multimode 24-, 12, and 8-fiber solution with Ultra low loss connectivity. The Opt-X Enterprise system offers 8- and 12-fiber low loss options designed to maximize your network return on infrastructure investment.

	CABLE ASSEMBLY CONNECTORS			
	UNITY ULTRA LOW LOSS		ENTERPRISE DC LOW LOSS	
	MM	SM	MM	SM
MTP 8-Fiber	0.20	0.35	—	—
MTP 12-Fiber	0.20	0.35	0.35	0.35
MTP 24-Fiber	0.35	0.35	—	—
LC Duplex	—	—	0.25	0.25
SC Duplex	—	—	0.25	0.25

	MTP TO LC CASSETTES				MTP TO MTP CASSETTES			
	UNITY ULTRA LOW LOSS		ENTERPRISE DC LOW LOSS		UNITY ULTRA LOW LOSS		ENTERPRISE DC LOW LOSS	
	MM	SM	MM	SM	MM	SM	MM	SM
Base 24	0.50	0.50	—	—	0.75	0.75	—	—
Base 12	0.35	0.50	0.50	0.90	0.55	—	0.75	0.75
Base 8	0.35	0.50	—	—	—	—	—	—

SPOTLIGHT Data Center Factory Gives Customers More Options




In late 2017, Leviton opened a premier data center factory at its European headquarters in Glenrothes, Scotland. This new capability provides data center managers throughout Europe, the Middle East, and Africa with custom-configurable make-to-order network infrastructure products. These include EuroClass rated pre-terminated fiber optic and copper cable assemblies and cassettes, with an order turnaround time on par with stock cable assemblies.

Customers can order pre-terminated assemblies to match the exact length, type, breakout lengths, and fiber count they need. The facility produces HDX and e2XHD cassettes as well as fiber array cords, fiber and copper trunks, and CP copper patch cords.

You can learn more at Leviton.com/ns/emea/mto.

PRE-TERMINATED CABLE ASSEMBLIES | Pre-Terminated Trunk Cables

Pre-Terminated Cable Assemblies
FIBER

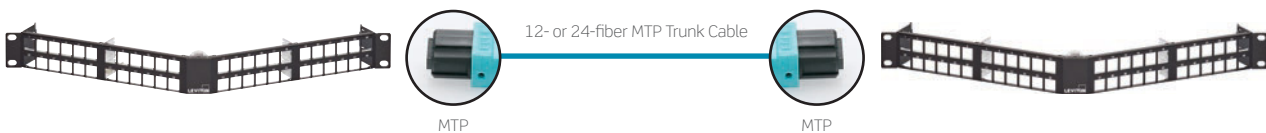


PRE-TERMINATED TRUNK CABLES

- Up to 70% faster install than field-terminated trunks
- Discrete connectors are heat cured and use ceramic ferrules and sleeves for optimal performance
- Optional pulling eye protects connectors and eases installation
- Available in LC, SC, and MTP®
- MTP polarity options are TIA methods A, B, or C
- 100% factory tested, with test results included for each assembly
- All assemblies labeled with serial number and length for traceability and easy reorder



SPOTLIGHT Migration Path to 40G, 100G, 200G, and 400G



Leviton pre-terminated MTP solutions offer an ideal migration path from 10 or 25 to 40 and 100 Gb/s channels. The Opt-X Unity — Ultra Low Loss system features MTP trunks, harnesses, array cords, adapter plates, and cassettes to help future-proof your networks. The Opt-X Unity — Ultra Low Loss system is fully compatible with UHDX, HDX, SDX, and e2XHD (shown) footprints.



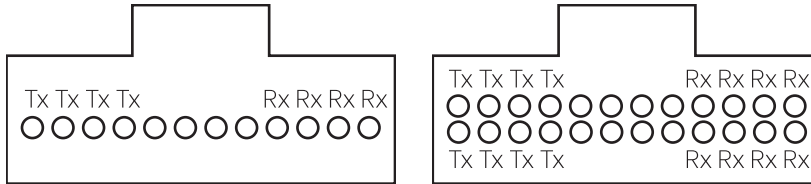
10G or 25G
Leviton components for a 10 or 25 Gb/s channel include MTP-LC SDX, e2XHD, or HDX cassettes, and LC duplex patch cords.

40G
Migration from 10 or 25 to 40 and 100 Gb/s system replaces LC with MTP components, such as 2x12-fiber to 3x8-fiber MTP cassettes and 8-fiber MTP array cords.

100G
Moving from 40 to 100 Gb/s replaces MTP cassettes with MTP adapter plates and uses 24-fiber MTP array cords.

PRE-TERMINATED CABLE ASSEMBLIES | Pre-Terminated Trunk Cables

MTP® LANE ASSIGNMENTS FOR 40/100/200 & 400 GB/S




QSFP 40GBASE-SR4, QSFP28 100GBASE-SR4, 100G-PSM4, 200G-SR4, 400G-DR4, 400G-SR4.2

2x100G-PSM4, 2x100G-SR4

OPT-X UNITY ULTRA LOW LOSS FIBER INSERTION LOSS PERFORMANCE (dB)

CONNECTOR MATED PAIRS	MULTIMODE		SINGLE-MODE
	8- & 12-Fiber ULL	24-Fiber Max IL	8, 12 & 24-Fiber Max IL
MTP	0.20	0.35	0.35

COLOR-CODED BOOTS ON MTP



Make-to-Order! PRE-TERMINATED TRUNK CABLE OPTIONS

FIBER TYPE	CABLE TYPE	FIBER COUNT	FIRST-END TERMINATION	SECOND-END TERMINATION	CABLE LENGTH (METERS)	BREAKOUT LENGTH (METERS)	BREAKOUT TYPE	PULLING EYE	POLARITY	LABELING
<ul style="list-style-type: none"> OM3 OM4 OS2 	<ul style="list-style-type: none"> Trunk Cable EuroClass Cca 	<ul style="list-style-type: none"> 12 24 48 96 144 	<ul style="list-style-type: none"> 24 F MTP (male) 24 F MTP (female) 12 F MTP (male) 12 F MTP (female) 8 F MTP (female) 8 F MTP (male) SC Duplex APC LC Duplex APC LC Duplex SC Duplex LC Uniboot APC LC Uniboot 	<ul style="list-style-type: none"> 24 F MTP (male) 24 F MTP (female) 12 F MTP (male) 12 F MTP (female) 8 F MTP (female) 8 F MTP (male) SC Duplex APC LC Duplex APC LC Duplex SC Duplex LC Uniboot APC LC Uniboot 	<ul style="list-style-type: none"> Min = 3 m Max = 550 m 	<ul style="list-style-type: none"> 0.5 0.9 1.0 1.5 	<ul style="list-style-type: none"> 2 mm Jacketed Fiber 3 mm Jacketed Fiber 3.6 mm Jacketed Fiber 	<ul style="list-style-type: none"> Yes No 	<ul style="list-style-type: none"> Method A Method B Method C A-A A-B 	<ul style="list-style-type: none"> Standard Custom


For assistance customizing your trunks, please visit Leviton.com/ns/emea/mto or call +44 (0) 1592 778494.

SPOTLIGHT Pulling Eye



The pulling eye protects fiber connectors on 12- through 144-fiber trunk cables. It completely covers the breakout length, transferring any pulling force from the assembly to the pulling eye sleeve. Customers can specify which end to have the pulling eye installed.

PRE-TERMINATED CABLE ASSEMBLIES | Harnesses



HARNESSES

- Pre-terminated MTP-to-discrete connectors (LC, SC) in all fiber types
- Custom short-length cable reduces congestion in cabinet or rack patching applications
- Custom staggering available
- Use as a direct connect into switches and servers
- 100% factory tested, with test results included for each assembly
- All assemblies labeled with serial number and length for traceability and easy re-order
- Small diameter cable for dense connectivity
- Available with optional reversing polarity LC Uniboot




Make-to-Order!		HARNESS OPTIONS						
FIBER TYPE	CABLE TYPE	FIBER COUNT	1ST END CONNECTOR	2ND END CONNECTOR	CABLE LENGTH (METERS)	BREAKOUT LENGTH (METERS)	POLARITY	LABELING
<ul style="list-style-type: none"> • OM3 • OM4 • OS2 	<ul style="list-style-type: none"> • Harness Cable EuroClass B2ca • Harness Cable EuroClass Eca 	<ul style="list-style-type: none"> • 8 • 12 • 24 	<ul style="list-style-type: none"> • 8 F MTP (female) • 8 F MTP (male) • 12 F MTP (female) • 12 F MTP (male) • 24 F MTP (female) • 24 F MTP (male) 	<ul style="list-style-type: none"> • LC Duplex • SC Duplex • LC Uniboot • SC Duplex APC • LC Duplex APC • LC Uniboot APC • 8 F MTP (female) • 8 F MTP (male) 	<ul style="list-style-type: none"> • Min = 2 m • Max = 15 m 	<ul style="list-style-type: none"> • 0.5 • 0.9 • 1.0 • 1.5 	<ul style="list-style-type: none"> • Method A • Method B, core • Method B, edge • Method C 	<ul style="list-style-type: none"> • Standard • Custom

For assistance customizing your harnesses, please visit Leviton.com/ns/emea/mto or call +44 (0) 1592 778494.


SPOTLIGHT

Conversion Harnesses

Conversion Harnesses connect to electronics with LC-style ports. Ideal for channels connecting QSFP+ and SFP+ transceivers, the harnesses can aggregate 10G ports to a 40G or 100G port. Available in 50 µm OM3 and OM4 multimode fiber, conversion harnesses feature a small diameter cable for dense connectivity and bend-insensitive fiber to lower the risk of pinched cables. Conversion cassettes are available in an HDX and an e2XHD footprint.



PRE-TERMINATED CABLE ASSEMBLIES | 40/100G Array Cords



Pre-Terminated Cable Assemblies
FIBER

40/100G MTP® ARRAY CORDS

- OM3, OM4, and OS2
- Base8, Base12 and Base24 MTP array cords offer migration from 10G to 400G
- Available up to 50 meters



Make-to-Order!		MTP ARRAY CORDS					
FIBER TYPE	FIBER COUNT	CABLE TYPE	FIRST-END TERMINATION	SECOND-END TERMINATION	POLARITY	LENGTH (METERS)	LABELING
• OM3	• 8	• Array Cable EuroClass B2ca	• 8-fiber MTP (male)	• 8-fiber MTP (male)	• Method A • Method B • Method C	• Min = 1 m • Max = 50 m	• Standard • Custom
• OM4	• 12		• 8-fiber MTP (female)	• 8-fiber MTP (female)			
• OS2	• 24	• Array Cable EuroClass Eca	• 12-fiber MTP (male)	• 12-fiber MTP (male)			
			• 12-fiber MTP (female)	• 12-fiber MTP (female)			
			• 24-fiber MTP (male)	• 24-fiber MTP (male)			
			• 24-fiber MTP (female)	• 24-fiber MTP (female)			


SPOTLIGHT Helping DE-CIX Connect the World

Founded in 1995, DE-CIX is one of the world's premier peering platforms. Broadband providers, content delivery networks, and web hosts use DE-CIX to improve their IP performance and lower their IP Transit costs. The company's Internet Exchange in Frankfurt manages more than 5.8 Terabits per second peak traffic.

When the company upgraded to a 100 Gb/s infrastructure platform, they looked to us. We provided customized OM4 fiber harnesses and trunk cabling, as well as Cat 6A copper trunk cabling for 10 Gb/s. We worked closely with the DE-CIX network team, offering technical and design support. DE-CIX continues to work with Leviton as its infrastructure changes and grows.



PRE-TERMINATED CABLE ASSEMBLIES | Multimode Patch Cords



A

MULTIMODE OPTICAL PATCH CORDS

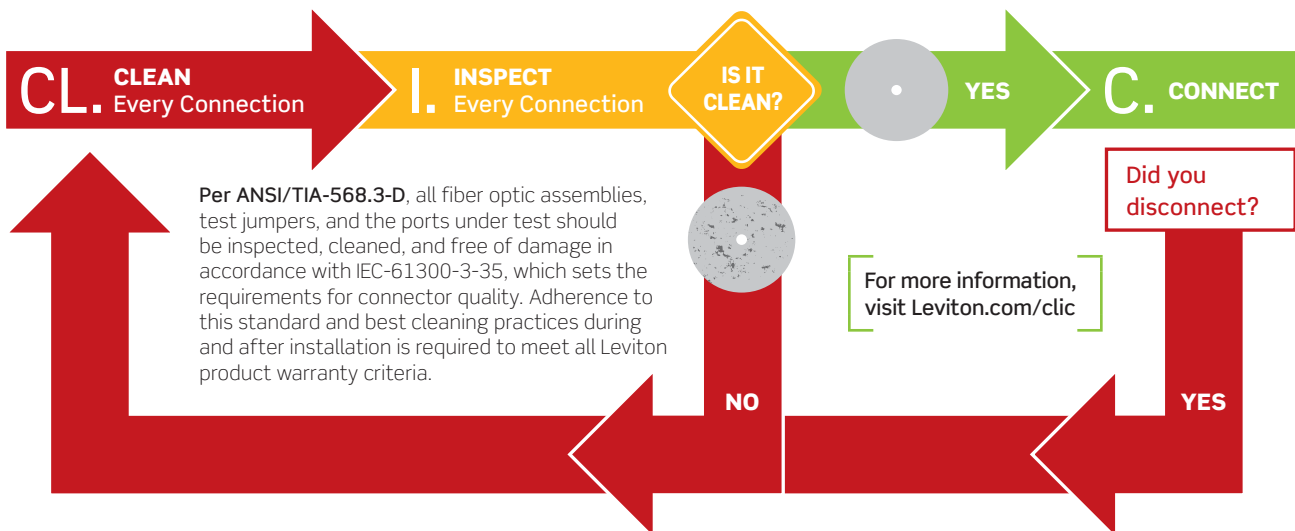
- LC, SC, FC, and ST options available
- Low-Smoke Halogen-Free (LSHF/LSZH)
- 100% factory tested
- Individually packed and labeled

62.5/125 OM1 MULTIMODE OPTICAL PATCH CORDS				
DESCRIPTION	1M	2M	3M	5M
LC - SC Duplex	HOPLC062010SC293	HOPLC062020SC293	HOPLC062030SC293	HOPLC062050SC293
LC - ST Duplex	HOPLC062010ST293	HOPLC062020ST293	HOPLC062030ST293	HOPLC062050ST293
[A] LC - LC Duplex	HOPLC062010LC293	HOPLC062020LC293	HOPLC062030LC293	HOPLC062050LC293
SC - SC Duplex	HOPSC062010SC291	HOPSC062020SC291	HOPSC062030SC291	HOPSC062050SC291
SC - ST Duplex	HOPSC062010ST291	HOPSC062020ST291	HOPSC062030ST291	HOPSC062050ST291
ST - ST Duplex	HOPST062010ST291	HOPST062020ST291	HOPST062030ST291	HOPST062050ST291


Manufactured to comply with: ISO/IEC 11801-1, EN 50173 -1, ANSI/TIA-568.3-D

SPOTLIGHT

Before you Connect – CL.I.C.



PRE-TERMINATED CABLE ASSEMBLIES | Multimode Patch Cords



MULTIMODE OPTICAL PATCH CORDS

- LC, SC, FC, and ST options available
- Low-Smoke Halogen-Free (LSHF/LSZH)
- 100% factory tested
- Individually packed and labeled
- LC Uniboot connector supports field polarity reversal

OM3 & OM4 BEND INSENSITIVE OPTICAL PATCH CORDS WITH UNIBOOT

DESCRIPTION	1M	2M	3M	4M	5M
[A] LC-LC, Uniboot, OM3	BOPLCOM3010LC257	BOPLCOM3020LC257	BOPLCOM3030LC257	BOPLCOM3040LC257	BOPLCOM3050LC257
LC-LC, Uniboot, OM4	BOPLCOM4010LC277	BOPLCOM4020LC277	BOPLCOM4030LC277	BOPLCOM4040LC277	BOPLCOM4050LC277

50/125 OM3 MULTIMODE OPTICAL PATCH CORDS (AQUA JACKET)


DESCRIPTION	1M	2M	3M	5M
LC - SC Duplex	HOPLCOM3010SC253	HOPLCOM3020SC253	HOPLCOM3030SC253	HOPLCOM3050SC253
LC - ST Duplex	HOPLCOM3010ST253	HOPLCOM3020ST253	HOPLCOM3030ST253	HOPLCOM3050ST253
[B] LC - LC Duplex	HOPLCOM3010LC253	HOPLCOM3020LC253	HOPLCOM3030LC253	HOPLCOM3050LC253
SC - SC Duplex	HOPSCOM3010SC251	HOPSCOM3020SC251	HOPSCOM3030SC251	HOPSCOM3050SC251
SC - ST Duplex	HOPSCOM3010ST251	HOPSCOM3020ST251	HOPSCOM3030ST251	HOPSCOM3050ST251
[C] ST - ST Duplex	HOPSTOM3010ST251	HOPSTOM3020ST251	HOPSTOM3030ST251	HOPSTOM3050ST251

50/125 OM4 MULTIMODE OPTICAL PATCH CORDS (HEATHER VIOLET JACKET)

DESCRIPTION	1M	2M	3M	5M
LC - SC Duplex	HOPLCOM4010SC273	HOPLCOM4020SC273	HOPLCOM4030SC273	HOPLCOM4050SC273
LC - ST Duplex	HOPLCOM4010ST273	HOPLCOM4020ST273	HOPLCOM4030ST273	HOPLCOM4050ST273
[D] LC - LC Duplex	HOPLCOM4010LC273	HOPLCOM4020LC273	HOPLCOM4030LC273	HOPLCOM4050LC273
SC - SC Duplex	HOPSCOM4010SC271	HOPSCOM4020SC271	HOPSCOM4030SC271	HOPSCOM4050SC271
SC - ST Duplex	HOPSCOM4010ST271	HOPSCOM4020ST271	HOPSCOM4030ST271	HOPSCOM4050ST271
ST - ST Duplex	HOPSTOM4010ST271	HOPSTOM4020ST271	HOPSTOM4030ST271	HOPSTOM4050ST271

Manufactured to comply with: ISO/IEC 11801-1, EN 50173-1, ANSI/TIA-568.3-D

PRE-TERMINATED CABLE ASSEMBLIES | Single-Mode Patch Cords



SINGLE-MODE OPTICAL PATCH CORDS

- LC, SC, and ST options available
- Low-Smoke Halogen-Free (LSHF/LSZH)
- 100% factory tested
- Individually packed and labeled
- LC Uniboot features switchable boots for change in polarity

[A] SINGLE-MODE BEND INSENSITIVE OPTICAL PATCH CORDS WITH UNIBOOT

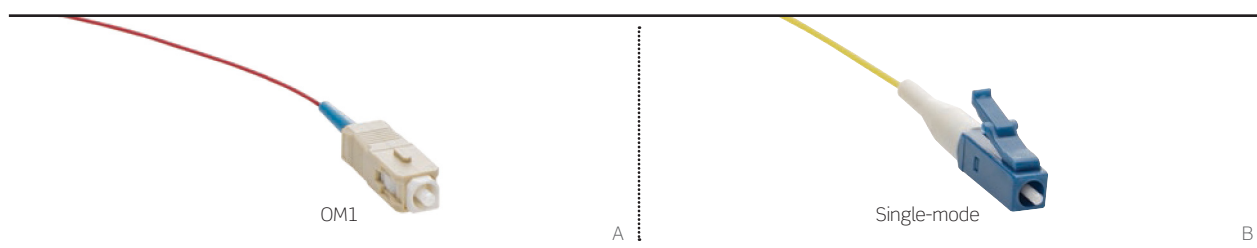
DESCRIPTION	1M	2M	3M	4M	5M
LC-LC, Uniboot, SM	BOPLC108010LC207	BOPLC108020LC207	BOPLC108030LC207	BOPLC108040LC207	BOPLC108050LC207

SINGLE-MODE OPTICAL PATCH CORDS (YELLOW JACKET)

DESCRIPTION	1M	2M	3M	5M
LC - SC Duplex	HOPLC008010SC203	HOPLC008020SC203	HOPLC008030SC203	HOPLC008050SC203
LC - ST Duplex	HOPLC008010ST203	HOPLC008020ST203	HOPLC008030ST203	HOPLC008050ST203
LC - LC Duplex	HOPLC008010LC203	HOPLC008020LC203	HOPLC008030LC203	HOPLC008050LC203
[B] SC - SC Duplex	HOPSC008010SC201	HOPSC008020SC201	HOPSC008030SC201	HOPSC008050SC201
SC - ST Duplex	HOPSC008010ST201	HOPSC008020ST201	HOPSC008030ST201	HOPSC008050ST201
ST - ST Duplex	HOPST008010ST201	HOPST008020ST201	HOPST008030ST201	HOPST008050ST201
SC/APC-SC/APC Duplex*	HOPAC008010AC201	HOPAC008020AC201	HOPAC008030AC201	HOPAC008050AC201
LC/APC-SC/APC Duplex	HOPAL008010AC203	HOPAL008020AC203	HOPAL008030AC203	HOPAL008050AC203
[C] LC/APC-LC/APC Duplex	HOPAL008010AL203	HOPAL008020AL203	HOPAL008030AL203	HOPAL008050AL203
SC/UPC-SC/UPC Duplex*	HOPUC008010UC201	HOPUC008020UC201	HOPUC008030UC201	HOPUC008050UC201
LC/UPC-SC/UPC Duplex	HOPUL008010UC203	HOPUL008020UC203	HOPUL008030UC203	HOPUL008050UC203
LC/UPC-LC/UPC Duplex	HOPUL008010UL203	HOPUL008020UL203	HOPUL008030UL203	HOPUL008050UL203

Manufactured to comply with: ISO/IEC 11801-1, EN 50173-1, ANSI/TIA-568.3-D

* = also available as 10 meter Optical Patch Cords




SINGLE-MODE AND MULTIMODE OPTICAL PIGTAILS

- OM1, OM3, OM4, and single-mode
- LC, SC, and ST options available
- UPC or APC polish options
- Low-Smoke Halogen-Free (LSHF/LSZH)
- 900 µm tight-buffered cores

SINGLE-MODE AND MULTIMODE OPTICAL PIGTAILS					
1 METER	OM1	OM3	OM4		SINGLE-MODE
SC - 1 m	HOTSC062001	HOTSCOM3001	[A] HOTSCOM4001		HOTSC008001
ST - 1 m	HOTST062001	HOTSTOM3001	HOTSTOM4001		HOTST008001
LC - 1 m	HOTLC062001	HOTLCOM3001	HOTLCOM4001	[B]	HOTLC008001
SC/APC - 1 m	—	—	—		HOTAC008001
LC/APC - 1 m	—	—	—		HOTAL008001
SC/UPC - 1 m	—	—	—		HOTUC008001
LC/UPC - 1 m	—	—	—		HOTUL008001
2 METER	OM1	OM3	OM4		SINGLE-MODE
SC - 2 m	HOTSC062002	HOTSCOM3002	HOTSCOM4002		HOTSC008002
ST - 2 m	HOTST062002	HOTSTOM3002	HOTSTOM4002		HOTST008002
LC - 2 m	HOTLC062002	HOTLCOM3002	HOTLCOM4002		HOTLC008002
SC/APC - 2 m	—	—	—		HOTAC008002
LC/APC - 2 m	—	—	—		HOTAL008002
SC/UPC - 2 m	—	—	—		HOTUC008002
LC/UPC - 2 m	—	—	—		HOTUL008002
3 METER	OM1	OM3	OM4		SINGLE-MODE
SC - 3 m	HOTSC062003	HOTSCOM3003	HOTSCOM4003		HOTSC008003
ST - 3 m	HOTST062003	HOTSTOM3003	HOTSTOM4003		HOTST008003
LC - 3 m	HOTLC062003	HOTLCOM3003	HOTLCOM4003		HOTLC008003
SC/APC - 3 m	—	—	—		HOTAC008003
LC/APC - 3 m	—	—	—		HOTAL008003
SC/UPC - 3 m	—	—	—		HOTUC008003
LC/UPC - 3 m	—	—	—		HOTUL008003

Manufactured to comply with: ISO/IEC 11801-1, EN 50173-1, ANSI/TIA-568.3-D



FEATURED PRODUCTS

Tight-Buffered
Premise Distribution
B47

Loose-Tube **B48**

Fire-Survival
B58

Optical Cables

Leviton offers optical cable for a wide range of applications. This includes a full range of LSHF/LSZH tight-buffered and loose-tube cables.

CABLE SELECTION

When selecting the correct cable for any installation, the first question will be fiber type. This is dependent upon the transmission distance and the protocol being adopted. With the choice of fiber type complete, there will be several key cable construction questions.

FIBER COUNT

How many fibers are required? This should take into account future demand and allow an element of redundancy. The cost of installation and associated down time will generally outweigh the cost of additional fiber on day one.

A high-fiber-count cable carrying the majority of a company's data generates a larger risk than several lower-fiber-count cables, should any cable damage occur. Diversity in routing should also be considered in answering this question.

SHEATH OPTIONS

Universal LSHF/LSZH cables are designed for use both internally and externally. They have a halogen-free flame-retardant low-smoke (HFFR-LS) compound sheath that reduces the emission of toxic fumes and the spread of fire.

These cables are also required to be tested, certified, and marked in accordance with the Construction Products Regulation (CPR) in Europe. CPR for data cabling includes EuroClass levels Eca, Dca, Cca and B2ca, creating a hierarchical system for defining fire safety performance requirements, shown in the table below.

Outdoor Cables are designed only for external use. They have a low-density polyethylene sheath that makes the cable lighter than the equivalent LSHF/LSZH version. This makes outdoor cables more suited for the longer pulled runs into which they are generally installed. Outdoor cables may enter buildings, but they typically must not pass more than three meters past the external fire barrier of the building, depending on local regulations.

EUROCLASS LEVEL	DESCRIPTION	EXAMPLE ENVIRONMENTS
B2ca	Very High Fire Protection Self Extinguishing	Hospitals, airports, and fire exists in public buildings (high-density of people or people with limited mobility)
Cca	High Fire Protection Self Extinguishing	Public buildings, hotels, schools, or office buildings (medium-density of people)
Dca	Moderate Fire Protection Limited Emissions	Used as a minimum cable requirement for general installations in some regions
Eca	Basic Fire Protection	Used as a minimum cable requirement for general installations in some regions

CABLE OPTIONS

Premise Distribution Cables (PDC) are based on a 900 µm tight-buffered element and are generally installed in the backbone of a building network and direct terminated at a consolidation point.

Loose-Tube Cables are constructed with gel-filled or dry, central or stranded elements and provide higher fiber-count, compact alternatives to tight-buffered cables.

Leviton loose-tube cables are available in four standard variants:

1. Duct Grade
2. Glass Yarn Armoured
3. Direct Burial Grade – Single Sheath
4. Direct Burial Grade – Twin Sheath



All four variants are available as either Unitube or multi-loose-tube cable. Unitube products are available with up to 24 fibers and multi-loose-tube products are available with up to 216 fibers as standard, although higher fiber-counts are available on request.

OPTICAL CABLES | Premise Distribution Cables



TIGHT-BUFFERED PREMISE DISTRIBUTION CABLES

- Ideal for LAN backbone and premises wiring
- Tight-buffered 900 µm construction
- Offered in OM1, OM3, OM4, and single-mode
- Available in fiber counts of 2, 4, 6, 8, 12, 16, and 24
- Cable color is black

[A] TIGHT-BUFFERED PREMISE DISTRIBUTION CABLES

DESCRIPTION	PART NO.
OM3 Premise Distribution Cable LSHF/LSZH, UL OFNR, EuroClass B2ca	GFOM3PDCxxLU-B2ca
OM3 Premise Distribution Cable LSHF/LSZH, UL OFNR, EuroClass Dca	GFOM3PDCxxLU-Dca
OM3 Premise Distribution Cable LSHF/LSZH, UL OFNR, EuroClass Eca	GFOM3PDCxxLU-Eca
OM4 Premise Distribution Cable LSHF/LSZH, UL OFNR, EuroClass B2ca	GFOM4PDCxxLU-B2ca
OM4 Premise Distribution Cable LSHF/LSZH, UL OFNR, EuroClass Dca	GFOM4PDCxxLU-Dca
OM4 Premise Distribution Cable LSHF/LSZH, UL OFNR, EuroClass Eca	GFOM4PDCxxLU-Eca
Single-Mode G.652.D Premise Distribution Cable LSHF/LSZH, UL OFNR, EuroClass B2ca	GF008PDCxxLU-B2ca
Single-Mode G.652.D Premise Distribution Cable LSHF/LSZH, UL OFNR, EuroClass Dca	GF008PDCxxLU-Dca
Single-Mode G.652.D Premise Distribution Cable LSHF/LSZH, UL OFNR, EuroClass Eca	GF008PDCxxLU-Eca

xx = Fiber Count: 02, 04, 06, 08, 12, 16 or 24

SPOTLIGHT

Premise Distribution Cable

Leviton's premise distribution cable is available in multiple CPR EuroClass levels, including B2ca — the highest level of fire protection. This level covers all requirements, from general installations to very high risk areas and is also UL OFNR rated.


The dry core design of Leviton premise distribution cables enable seamless transitions between horizontal and vertical cable routes. Its flexible construction also creates more manageable cable routing in dense applications. And, the cable uses individual gel-free buffered fibers that allow for cleaner and easier field terminations and splicing.



LOOSE-TUBE CABLES

Loose-tube cables are available in unitube or multi-loose-tube constructions. Multi-loose-tube cables are available in variations up to 216 fibers. The three standard constructions are a general duct-grade cable, a glass yarn armoured cable and a corrugated-steel-tape armoured direct-burial cable. There are two sheath options: Low-Smoke Halogen-Free (LSHF/LSZH) for universal or internal applications, and Polyethylene for external applications.

Loose-tube cables are designed for use in building or campus backbone applications and can be installed by blowing, winching, or pulling into existing sub ducts or cable conduits. External steel-tape armoured products can also be direct buried.




MINI UNITUBE CABLE

- For short-run backbone applications
- Lightweight, flexible, and compact
- Uses white sheath to be discrete in the home
- 2- and 4-fiber options constructed around a 1.9 mm gel-filled loose tube, layer of glass yarns, and a Low-Smoke Halogen-Free (LSHF/LSZH) outer sheath

[A] MINI UNITUBE CABLES (EUROCLASS ECA)

DESCRIPTION	OM1	OM3	OM4	SINGLE-MODE
2-Fiber	HF062UNI1902LU-Eca	HFOM3UNI1902LU-Eca	HFOM4UNI1902LU-Eca	HF008UNI1902LU-Eca
4-Fiber	HF062UNI1904LU-Eca	HFOM3UNI1904LU-Eca	HFOM4UNI1904LU-Eca	HF008UNI1904LU-Eca



DUCT-GRADE UNITUBE CABLES

- Ideal for LAN backbones, telecom access line, campus networks, and FTTx drops
- Lightweight, compact design
- 4-12 fiber options constructed around a 2.90 mm gel-filled loose tube
- 16-24 fiber variants use a 4.00 mm loose tube
- Cable color is black

[B] DUCT-GRADE UNITUBE CABLES

UNIVERSAL	PART NO.
OM3, LSHF/LSZH, EuroClass Dca	GFOM3UNlxxLU-Dca
OM3, LSHF/LSZH, EuroClass Eca	GFOM3UNlxxLU-Eca
OM4, LSHF/LSZH, EuroClass Dca	GFOM4UNlxxLU-Dca
OM4, LSHF/LSZH, EuroClass Eca	GFOM4UNlxxLU-Eca
Single-Mode, LSHF/LSZH, EuroClass Dca	GF008UNlxxLU-Dca
Single-Mode, LSHF/LSZH, EuroClass Eca	GF008UNlxxLU-Eca
EXTERNAL	PART NO.
OM3	GFOM3UNlxxNM
OM4	GFOM4UNlxxNM
Single-Mode	GF008UNlxxNM

xx = Fiber Count: 04, 06, 08, 12, 16 (2 x bundles), or 24 (2 x bundles)



DUCT-GRADE CENTRAL DRY TUBE CABLE


- Gel-free central dry tube construction for reduced termination time
- 4, 8, and 12 fiber option constructed around a 3.00 mm dry loose-tube
- 24 fiber option constructed around a 3.50 mm dry loose tube
- Cable color is black

[C] DUCT-GRADE CENTRAL DRY TUBE CABLE

DESCRIPTION	OM3	OM4	SINGLE-MODE
LSHF/LSZH, EuroClass B2ca	GFOM3CDTxxLU-B2ca	GFOM4CDTxxLU-B2ca	GF108CDTxxLU-B2ca

xx = Fiber Count: 02, 04, 06, 08, 12, 16, or 24

OPTICAL CABLES | Loose-Tube Cables



GLASS YARN ARMoured UNITUBE CABLE

- Glass-roving armour deters rodents from chewing through cables
- 4-12 fiber options constructed around a 2.90 mm gel-filled loose tube
- 16-24 fiber variants use a 4.00 mm loose tube
- Cable color is black

[A] GLASS YARN ARMoured UNITUBE CABLE

UNIVERSAL	PART NO.
OM3, LSHF/LSZH, EuroClass Dca	GFOM3UNIxxRRLU-Dca
OM3, LSHF/LSZH, EuroClass Eca	GFOM3UNIxxRRLU-Eca
OM4, LSHF/LSZH, EuroClass Dca	GFOM4UNIxxRRLU-Dca
OM4, LSHF/LSZH, EuroClass Eca	GFOM4UNIxxRRLU-Eca
Single-Mode, LSHF/LSZH, EuroClass Dca	GF008UNIxxRRLU-Dca
Single-Mode, LSHF/LSZH, EuroClass Eca	GF008UNIxxRRLU-Eca
EXTERNAL	PART NO.
OM1	GF062UNIxxRRNM
OM3	GFOM3UNIxxRRNM
OM4	GFOM4UNIxxRRNM
Single-Mode	GF008UNIxxRRNM

xx = Fiber Count: 04, 06, 08, 12, 16 (2 x bundles), or 24 (2 x bundles)



STEEL-TAPE ARMoured UNITUBE CABLES

- For direct-burial campus backbone applications
- Compact with excellent tensile and crush performance
- Constructed around 4.00 mm gel-filled PBT loose-buffered tube
- Cable color is black

[B] STEEL TAPE ARMoured UNITUBE CABLES

UNIVERSAL	PART NO.
OM3, EuroClass Eca	GFOM3UNIxxSTALU-Eca
OM4, EuroClass Eca	GFOM4UNIxxSTALU-Eca
Single-Mode, EuroClass Eca	GF008UNIxxSTALU-Eca
EXTERNAL	PART NO.
OM3	GFOM3UNIxxSTANM
OM4	GFOM4UNIxxSTANM
Single-Mode	GF008UNIxxSTANM

xx = Fiber Count: 04, 06, 08, 12, 16 (2 x bundles), or 24 (2 x bundles)



TWIN-SHEATH STEEL-TAPE ARMoured UNITUBE CABLES

- For direct-burial campus backbone applications
- Compact with excellent tensile and crush performance
- 4-12 fiber options constructed around a 2.90 mm gel-filled loose tube
- 16-24 fiber variants use a 4.0 mm loose-tube
- Cable color is black

[C] TWIN-SHEATH STEEL-TAPE ARMoured UNITUBE CABLES

UNIVERSAL EUROCLASS ECA	OM3	OM4	SINGLE-MODE
4-Fiber	GFOM3UNIO4LSTALU-Eca	GFOM4UNIO4LSTALU-Eca	GF008UNIO4LSTALU-Eca
6-Fiber	GFOM3UNIO6LSTALU-Eca	GFOM4UNIO6LSTALU-Eca	GF008UNIO6LSTALU-Eca
8-Fiber	GFOM3UNIO8LSTALU-Eca	GFOM4UNIO8LSTALU-Eca	GF008UNIO8LSTALU-Eca
12-Fiber	GFOM3UNI12LSTALU-Eca	GFOM4UNI12LSTALU-Eca	GF008UNI12LSTALU-Eca
16-Fiber (2 x bundles)	GFOM3UNI16LSTALU-Eca	GFOM4UNI16LSTALU-Eca	GF008UNI16LSTALU-Eca
24-Fiber (2 x bundles)	GFOM3UNI24LSTALU-Eca	GFOM4UNI24LSTALU-Eca	GF008UNI24LSTALU-Eca
EXTERNAL	OM3	OM4	SINGLE-MODE
4-Fiber	GFOM3UNIO4NMSTANM	GFOM4UNIO4NMSTANM	GF008UNIO4NMSTANM
6-Fiber	GFOM3UNIO6NMSTANM	GFOM4UNIO6NMSTANM	GF008UNIO6NMSTANM
8-Fiber	GFOM3UNIO8NMSTANM	GFOM4UNIO8NMSTANM	GF008UNIO8NMSTANM
12-Fiber	GFOM3UNI12NMSTANM	GFOM4UNI12NMSTANM	GF008UNI12NMSTANM
16-Fiber (2 x bundles)	GFOM3UNI16NMSTANM	GFOM4UNI16NMSTANM	GF008UNI16NMSTANM
24-Fiber (2 x bundles)	GFOM3UNI24NMSTANM	GFOM4UNI24NMSTANM	GF008UNI24NMSTANM



DUCT-GRADE MULTI-DRY-TUBE CABLE 12-60 FIBERS

- Gel-free stranded dry tube construction for reduced termination time
- Up to 5 x 1.6 mm diameter dry loose tubes with 12 fibers per tube, solid fillers where required
- Stranded around a rigid glass non-metallic central-strength member
- Layer of flame retardent tape to provide resistance to fire properties
- Cable color is black

[A] DUCT-GRADE MULTI DRY TUBE CABLE

DESCRIPTION	OM3	OM4	SINGLE-MODE
LSHF/LSZH, EuroClass B2ca	GFOM3MDTxxRRLU-B2ca	GFOM4MDTxxRRLU-B2ca	GF108MDTxxRRLU-B2ca

xx = Fiber Count: 12, 24, 36, 48, or 60




DUCT-GRADE MULTI-DRY-TUBE CABLE 72 FIBERS

- Gel-free stranded dry tube construction for reduced termination time
- 6 x 1.6 mm diameter dry loose tubes with 12 fibers per tube
- Stranded around a rigid glass non-metallic central-strength member
- Layer of flame retardent tape to provide resistance to fire properties
- Cable color is black

[B] DUCT-GRADE MULTI DRY TUBE CABLE

DESCRIPTION	OM3	OM4	SINGLE-MODE
LSHF/LSZH, EuroClass B2ca	GFOM3MDT72RRLU-B2ca	GFOM4MDT72RRLU-B2ca	GF108MDT72RRLU-B2ca




DUCT-GRADE MULTI-LOOSE-TUBE CABLE 12-60 FIBERS

- For building and campus backbone applications where higher-fiber counts are required
- Up to 5 x 2.5 mm diameter loose tubes with up to 12 fibers and solid fillers
- Stranded around a rigid glass non-metallic central-strength member
- Layer of water-blocking tape provides interstitial water blocking
- Cable color is black

[C] DUCT-GRADE MULTI-LOOSE-TUBE CABLES

UNIVERSAL EUROCLASS ECA	OM3	OM4	SINGLE-MODE
12-Fiber	GFOM3S12WLU-Eca	GFOM4S12WLU-Eca	GF008S12WLU-Eca
24-Fiber	GFOM3S24WLU-Eca	GFOM4S24WLU-Eca	GF008S24WLU-Eca
36-Fiber	GFOM3S36WLU-Eca	GFOM4S36WLU-Eca	GF008S36WLU-Eca
48-Fiber	GFOM3S48WLU-Eca	GFOM4S48WLU-Eca	GF008S48WLU-Eca
60-Fiber	GFOM3S60WLU-Eca	GFOM4S60WLU-Eca	GF008S60WLU-Eca
EXTERNAL	OM3	OM4	SINGLE-MODE
12-fiber	GFOM3S12WNM	GFOM4S12WNM	GF008S12WNM
24-fiber	GFOM3S24WNM	GFOM4S24WNM	GF008S24WNM
36-fiber	GFOM3S36WNM	GFOM4S36WNM	GF008S36WNM
48-fiber	GFOM3S48WNM	GFOM4S48WNM	GF008S48WNM
60-fiber	GFOM3S60WNM	GFOM4S60WNM	GF008S60WNM

OPTICAL CABLES | Loose-Tube Cables



DUCT-GRADE MULTI-LOOSE-TUBE CABLE 72 FIBERS

- For building and campus backbone applications where higher-fiber counts are required
- Up to 6 x 2.5 mm diameter loose tubes with up to 12 fibers and solid fillers
- Stranded around a rigid glass non-metallic central-strength member
- Layer of water-blocking tape provides interstitial water blocking
- Cable color is black

[A] DUCT-GRADE MULTI-LOOSE-TUBE CABLES

UNIVERSAL EUROCLASS ECA	OM3	OM4	SINGLE-MODE
72-Fiber	HFOM3S72WLU-Eca	HFOM4S72WLU-Eca	HF008S72WLU-Eca
EXTERNAL	OM3	OM4	SINGLE-MODE
72-Fiber	HFOM3S72WNM	HFOM4S72WNM	HF008S72WNM



DUCT-GRADE MULTI-LOOSE-TUBE CABLE 84 AND 96 FIBERS

- For building and campus backbone applications where higher-fiber counts are required
- Up to 8 x 2.5 mm diameter loose tubes with up to 12 fibers and solid fillers
- Stranded around a rigid glass non-metallic central-strength member
- Layer of water-blocking tape interstitial water blocking
- Cable color is black

[B] DUCT-GRADE MULTI-LOOSE-TUBE CABLES

UNIVERSAL EUROCLASS ECA	OM3	OM4	SINGLE-MODE
84-Fiber	HFOM3S84WLU-Eca	HFOM4S84WLU-Eca	HF008S84WLU-Eca
96-Fiber	HFOM3S96WLU-Eca	HFOM4S96WLU-Eca	HF008S96WLU-Eca
EXTERNAL	OM3	OM4	SINGLE-MODE
84-Fiber	HFOM3S84WNM	HFOM4S84WNM	HF008S84WNM
96-Fiber	HFOM3S96WNM	HFOM4S96WNM	HF008S96WNM



DUCT-GRADE MULTI-LOOSE-TUBE CABLE 108-144 FIBERS

- For building and campus backbone applications where higher-fiber counts are required
- Up to 144 fibers in a compact duct-grade construction
- Up to 12 x 2.5 mm diameter loose tubes with up to 12 fibers and solid fillers
- Stranded around a sheathed-rigid glass non-metallic central-strength member
- Layer of water-blocking tape provides interstitial water blocking
- Cable color is black

[C] DUCT-GRADE MULTI-LOOSE-TUBE CABLES

UNIVERSAL EUROCLASS ECA	OM3	OM4	SINGLE-MODE
108-Fiber	HFOM3S108WLU-Eca	HFOM4S108WLU-Eca	HF008S108WLU-Eca
120-Fiber	HFOM3S120WLU-Eca	HFOM4S120WLU-Eca	HF008S120WLU-Eca
132-Fiber	HFOM3S132WLU-Eca	HFOM4S132WLU-Eca	HF008S132WLU-Eca
144-Fiber	HFOM3S144WLU-Eca	HFOM4S144WLU-Eca	HF008S144WLU-Eca
EXTERNAL	OM3	OM4	SINGLE-MODE
108-Fiber	HFOM3S108WNM	HFOM4S108WNM	HF008S108WNM
120-Fiber	HFOM3S120WNM	HFOM4S120WNM	HF008S120WNM
132-Fiber	HFOM3S132WNM	HFOM4S132WNM	HF008S132WNM
144-Fiber	HFOM3S144WNM	HFOM4S144WNM	HF008S144WNM



DUCT-GRADE MULTI-LOOSE-TUBE CABLE 156-216 FIBERS

- For building and campus backbone applications where higher-fiber counts are required
- Up to 216 fibers in a compact duct-grade construction
- Up to 18 x 2.5 mm diameter loose tubes with up to 12 fibers and solid fillers
- Stranded around a sheathed-rigid glass non-metallic central-strength member
- Layer of water-blocking tape provides interstitial water blocking
- Cable color is black

[A] DUCT-GRADE MULTI-LOOSE-TUBE CABLES

UNIVERSAL EUROCLASS ECA	OM3	OM4	SINGLE-MODE
156-Fiber	HFOM3S156WLU-Eca	HFOM4S156WLU-Eca	HF008S156WLU-Eca
168-Fiber	HFOM3S168WLU-Eca	HFOM4S168WLU-Eca	HF008S168WLU-Eca
180-Fiber	HFOM3S180WLU-Eca	HFOM4S180WLU-Eca	HF008S180WLU-Eca
192-Fiber	HFOM3S192WLU-Eca	HFOM4S192WLU-Eca	HF008S192WLU-Eca
204-Fiber	HFOM3S204WLU-Eca	HFOM4S204WLU-Eca	HF008S204WLU-Eca
216-Fiber	HFOM3S216WLU-Eca	HFOM4S216WLU-Eca	HF008S216WLU-Eca
EXTERNAL	OM3	OM4	SINGLE-MODE
156-Fiber	HFOM3S156WNM	HFOM4S156WNM	HF008S156WNM
168-Fiber	HFOM3S168WNM	HFOM4S168WNM	HF008S168WNM
180-Fiber	HFOM3S180WNM	HFOM4S180WNM	HF008S180WNM
192-Fiber	HFOM3S192WNM	HFOM4S192WNM	HF008S192WNM
204-Fiber	HFOM3S204WNM	HFOM4S204WNM	HF008S204WNM
216-Fiber	HFOM3S216WNM	HFOM4S216WNM	HF008S216WNM



GLASS YARN ARMoured RODENT-RESISTANT MULTI-LOOSE-TUBE CABLE 12-72 FIBERS

- For applications where rodent protection and higher-tensile load are required
- Glass-roving armour deters rodents from chewing through cables
- Up to 6 x 2.5 mm diameter loose tubes containing up to 12 fibers and solid fillers
- Stranded around a rigid glass non-metallic central-strength member
- Layer of water-blocking tape provides interstitial water blocking
- Cable color is black

[B] GLASS YARN ARMoured RODENT-RESISTANT MULTI-LOOSE-TUBE CABLES

UNIVERSAL EUROCLASS ECA	OM3	OM4	SINGLE-MODE
12-Fiber	HFOM3S12WRRLU-Eca	HFOM4S12WRRLU-Eca	HF008S12WRRLU-Eca
24-Fiber	HFOM3S24WRRLU-Eca	HFOM4S24WRRLU-Eca	HF008S24WRRLU-Eca
36-Fiber	HFOM3S36WRRLU-Eca	HFOM4S36WRRLU-Eca	HF008S36WRRLU-Eca
48-Fiber	HFOM3S48WRRLU-Eca	HFOM4S48WRRLU-Eca	HF008S48WRRLU-Eca
60-Fiber	HFOM3S60WRRLU-Eca	HFOM4S60WRRLU-Eca	HF008S60WRRLU-Eca
72-Fiber	HFOM3S72WRRLU-Eca	HFOM4S72WRRLU-Eca	HF008S72WRRLU-Eca
EXTERNAL	OM3	OM4	SINGLE-MODE
12-Fiber	HFOM3S12WRRNM	HFOM4S12WRRNM	HF008S12WRRNM
24-Fiber	HFOM3S24WRRNM	HFOM4S24WRRNM	HF008S24WRRNM
36-Fiber	HFOM3S36WRRNM	HFOM4S36WRRNM	HF008S36WRRNM
48-Fiber	HFOM3S48WRRNM	HFOM4S48WRRNM	HF008S48WRRNM
60-Fiber	HFOM3S60WRRNM	HFOM4S60WRRNM	HF008S60WRRNM
72-Fiber	HFOM3S72WRRNM	HFOM4S72WRRNM	HF008S72WRRNM



GLASS YARN ARMoured RODENT-RESISTANT MULTI-LOOSE-TUBE CABLE 84 AND 96 FIBERS

- For applications where rodent protection and higher-fiber counts are required
- Glass-roving armour deters rodents from chewing through cables
- Up to 8 x 2.5 mm diameter loose tubes containing up to 12 fibers and solid fillers
- Stranded around a rigid glass non-metallic central-strength member
- Layer of water-blocking tape provides interstitial water blocking
- Cable color is black

[A] GLASS YARN ARMoured RODENT-RESISTANT MULTI-LOOSE-TUBE CABLES			
UNIVERSAL EUROCLASS ECA	OM3	OM4	SINGLE-MODE
84-Fiber	HFOM3S84WRRLU-Eca	HFOM4S84WRRLU-Eca	HF008S84WRRLU-Eca
96-Fiber	HFOM3S96WRRLU-Eca	HFOM4S96WRRLU-Eca	HF008S96WRRLU-Eca
EXTERNAL	OM3	OM4	SINGLE-MODE
84-Fiber	HFOM3S84WRRNM	HFOM4S84WRRNM	HF008S84WRRNM
96-Fiber	HFOM3S96WRRNM	HFOM4S96WRRNM	HF008S96WRRNM



GLASS YARN ARMoured RODENT-RESISTANT MULTI-LOOSE-TUBE CABLE 108-144 FIBERS

- For applications where rodent protection and higher-fiber counts are required
- Glass-roving armour deters rodents from chewing through cables
- Up to 12 x 2.5 mm diameter loose tubes containing up to 12 fibers and solid fillers
- Stranded around a sheathed-rigid glass non-metallic central-strength member
- Layer of water-blocking tape provides interstitial water blocking
- Cable color is black

[B] GLASS YARN ARMoured RODENT-RESISTANT MULTI-LOOSE-TUBE CABLES			
UNIVERSAL EUROCLASS ECA	OM3	OM4	SINGLE-MODE
108-Fiber	HFOM3S108WRRLU-Eca	HFOM4S108WRRLU-Eca	HF008S108WRRLU-Eca
120-Fiber	HFOM3S120WRRLU-Eca	HFOM4S120WRRLU-Eca	HF008S120WRRLU-Eca
132-Fiber	HFOM3S132WRRLU-Eca	HFOM4S132WRRLU-Eca	HF008S132WRRLU-Eca
144-Fiber	HFOM3S144WRRLU-Eca	HFOM4S144WRRLU-Eca	HF008S144WRRLU-Eca
EXTERNAL	OM3	OM4	SINGLE-MODE
108-Fiber	HFOM3S108WRRNM	HFOM4S108WRRNM	HF008S108WRRNM
120-Fiber	HFOM3S120WRRNM	HFOM4S120WRRNM	HF008S120WRRNM
132-Fiber	HFOM3S132WRRNM	HFOM4S132WRRNM	HF008S132WRRNM
144-Fiber	HFOM3S144WRRNM	HFOM4S144WRRNM	HF008S144WRRNM



GLASS YARN ARMoured RODENT-RESISTANT MULTI-LOOSE-TUBE CABLE 156-216 FIBERS

- For applications where rodent protection and high-fiber counts are required
- Glass-roving armour deters rodents from chewing through cables
- Up to 18 x 2.5 mm diameter loose tubes containing up to 12 fibers and solid fillers
- Stranded around a sheathed-rigid glass non-metallic central-strength member
- Layer of water-blocking tape provides interstitial water blocking
- Cable color is black

[A] GLASS YARN ARMoured RODENT-RESISTANT MULTI-LOOSE-TUBE CABLES

UNIVERSAL EUROCLASS ECA	OM3	OM4	SINGLE-MODE
156-Fiber	HFOM3S156WRRU-Eca	HFOM4S156WRRU-Eca	HF008S156WRRU-Eca
168-Fiber	HFOM3S168WRRU-Eca	HFOM4S168WRRU-Eca	HF008S168WRRU-Eca
180-Fiber	HFOM3S180WRRU-Eca	HFOM4S180WRRU-Eca	HF008S180WRRU-Eca
192-Fiber	HFOM3S192WRRU-Eca	HFOM4S192WRRU-Eca	HF008S192WRRU-Eca
204-Fiber	HFOM3S204WRRU-Eca	HFOM4S204WRRU-Eca	HF008S204WRRU-Eca
216-Fiber	HFOM3S216WRRU-Eca	HFOM4S216WRRU-Eca	HF008S216WRRU-Eca
EXTERNAL	OM3	OM4	SINGLE-MODE
156-Fiber	HFOM3S156WRRNM	HFOM4S156WRRNM	HF008S156WRRNM
168-Fiber	HFOM3S168WRRNM	HFOM4S168WRRNM	HF008S168WRRNM
180-Fiber	HFOM3S180WRRNM	HFOM4S180WRRNM	HF008S180WRRNM
192-Fiber	HFOM3S192WRRNM	HFOM4S192WRRNM	HF008S192WRRNM
204-Fiber	HFOM3S204WRRNM	HFOM4S204WRRNM	HF008S204WRRNM
216-Fiber	HFOM3S216WRRNM	HFOM4S216WRRNM	HF008S216WRRNM



DIRECT-BURIAL STEEL-TAPE ARMoured MULTI-LOOSE-TUBE CABLE 84 AND 96 FIBERS

- Single-sheathed cable offers up to 96 fibers in a compact, flexible construction
- Up to 8 x 2.5 mm diameter loose tubes containing up to 12 fibers and solid fillers where required
- Stranded around a rigid glass non-metallic central-strength member
- Layer of water-blocking tape provides interstitial water blocking, and layer of steel-tape armour provides additional crush resistance
- Cable color is black

[B] DIRECT-BURIAL STEEL-TAPE ARMoured MULTI-LOOSE-TUBE CABLE

UNIVERSAL EUROCLASS ECA	OM3	OM4	SINGLE-MODE
84-Fiber	HFOM3S84WSTALU-Eca	HFOM4S84WSTALU-Eca	HF008S84WSTALU-Eca
96-Fiber	HFOM3S96WSTALU-Eca	HFOM4S96WSTALU-Eca	HF008S96WSTALU-Eca
EXTERNAL	OM3	OM4	SINGLE-MODE
84-Fiber	HFOM3S84WSTANM	HFOM4S84WSTANM	HF008S84WSTANM
96-Fiber	HFOM3S96WSTANM	HFOM4S96WSTANM	HF008S96WSTANM

OPTICAL CABLES | Loose-Tube Cables



DIRECT-BURIAL STEEL-TAPE ARMOURED MULTI-LOOSE-TUBE CABLE 108-144 FIBERS

- Single-sheathed cable offers up to 144 fibers in a compact, flexible construction
- Up to 12 x 2.5 mm diameter loose tubes containing up to 12 fibers and solid fillers where required
- Stranded around a sheathed-rigid glass non-metallic central-strength member
- Layer of water-blocking tape provides interstitial water blocking, and layer of corrugated steel-tape armour provides additional crush resistance
- Cable color is black

[A] DIRECT-BURIAL STEEL-TAPE ARMOURED MULTI-LOOSE-TUBE CABLE

UNIVERSAL EUROCLASS ECA	OM3	OM4	SINGLE-MODE
108-Fiber	HFOM3S108WSTALU-Eca	HFOM4S108WSTALU-Eca	HF008S108WSTALU-Eca
120-Fiber	HFOM3S120WSTALU-Eca	HFOM4S120WSTALU-Eca	HF008S120WSTALU-Eca
132-Fiber	HFOM3S132WSTALU-Eca	HFOM4S132WSTALU-Eca	HF008S132WSTALU-Eca
144-Fiber	HFOM3S144WSTALU-Eca	HFOM4S144WSTALU-Eca	HF008S144WSTALU-Eca
EXTERNAL	OM3	OM4	SINGLE-MODE
108-Fiber	HFOM3S108WSTANM	HFOM4S108WSTANM	HF008S108WSTANM
120-Fiber	HFOM3S120WSTANM	HFOM4S120WSTANM	HF008S120WSTANM
132-Fiber	HFOM3S132WSTANM	HFOM4S132WSTANM	HF008S132WSTANM
144-Fiber	HFOM3S144WSTANM	HFOM4S144WSTANM	HF008S144WSTANM



DIRECT-BURIAL STEEL-TAPE ARMOURED MULTI-LOOSE-TUBE CABLE 156-216 FIBERS

- Single-sheathed cable offers up to 216 fibers in a compact, flexible construction
- Up to 18 x 2.5 mm diameter loose tubes containing up to 12 fibers and solid fillers where required
- Stranded around a sheathed-rigid glass non-metallic central-strength member
- Layer of water-blocking tape provides interstitial water blocking, and layer of corrugated steel-tape armour provides additional crush resistance
- Cable color is black

[B] DIRECT-BURIAL STEEL-TAPE ARMOURED MULTI-LOOSE-TUBE CABLE

UNIVERSAL EUROCLASS ECA	OM3	OM4	SINGLE-MODE
156-Fiber	HFOM3S156WSTALU-Eca	HFOM4S156WSTALU-Eca	HF008S156WSTALU-Eca
168-Fiber	HFOM3S168WSTALU-Eca	HFOM4S168WSTALU-Eca	HF008S168WSTALU-Eca
180-Fiber	HFOM3S180WSTALU-Eca	HFOM4S180WSTALU-Eca	HF008S180WSTALU-Eca
192-Fiber	HFOM3S192WSTALU-Eca	HFOM4S192WSTALU-Eca	HF008S192WSTALU-Eca
204-Fiber	HFOM3S204WSTALU-Eca	HFOM4S204WSTALU-Eca	HF008S204WSTALU-Eca
216-Fiber	HFOM3S216WSTALU-Eca	HFOM4S216WSTALU-Eca	HF008S216WSTALU-Eca
EXTERNAL	OM3	OM4	SINGLE-MODE
156-Fiber	HFOM3S156WSTANM	HFOM4S156WSTANM	HF008S156WSTANM
168-Fiber	HFOM3S168WSTANM	HFOM4S168WSTANM	HF008S168WSTANM
180-Fiber	HFOM3S180WSTANM	HFOM4S180WSTANM	HF008S180WSTANM
192-Fiber	HFOM3S192WSTANM	HFOM4S192WSTANM	HF008S192WSTANM
204-Fiber	HFOM3S204WSTANM	HFOM4S204WSTANM	HF008S204WSTANM
216-Fiber	HFOM3S216WSTANM	HFOM4S216WSTANM	HF008S216WSTANM



TWIN-SHEATH STEEL-TAPE ARMoured MULTI-LOOSE-TUBE CABLE UP TO 24 FIBERS

- Compact low-fiber-count direct-burial-grade cable for applications requiring a higher tensile load
- Up to 6 x 2.1 mm diameter loose tubes containing up to 4 fibers and solid fillers where required
- Stranded around a rigid glass non-metallic central-strength member
- Layer of water-blocking tape provides interstitial water blocking, and LSHF/or PE inner sheath and corrugated steel-tape armour provides additional crush resistance
- Cable color is black

[A] TWIN-SHEATH STEEL-TAPE ARMoured MULTI-LOOSE-TUBE CABLE

UNIVERSAL EUROCLASS ECA	OM3	OM4	SINGLE-MODE
4-Fiber	HFOM3S4WLSTALU-Eca 4FT	HFOM4S4WLSTALU-Eca 4FT	HF008S4WLSTALU-Eca 4FT
8-Fiber	HFOM3S8WLSTALU-Eca 4FT	HFOM4S8WLSTALU-Eca 4FT	HF008S8WLSTALU-Eca 4FT
12-Fiber	HFOM3S12WLSTALU-Eca 4FT	HFOM4S12WLSTALU-Eca 4FT	HF008S12WLSTALU-Eca 4FT
16-Fiber	HFOM3S16WLSTALU-Eca 4FT	HFOM4S16WLSTALU-Eca 4FT	HF008S16WLSTALU-Eca 4FT
20-Fiber	HFOM3S20WLSTALU-Eca 4FT	HFOM4S20WLSTALU-Eca 4FT	HF008S20WLSTALU-Eca 4FT
24-Fiber	HFOM3S24WLSTALU-Eca 4FT	HFOM4S24WLSTALU-Eca 4FT	HF008S24WLSTALU-Eca 4FT
EXTERNAL	OM3	OM4	SINGLE-MODE
4-Fiber	HFOM3S4WNMSTANM 4FT	HFOM4S4WNMSTANM 4FT	HF008S4WNMSTANM 4FT
8-Fiber	HFOM3S8WNMSTANM 4FT	HFOM4S8WNMSTANM 4FT	HF008S8WNMSTANM 4FT
12-Fiber	HFOM3S12WNMSTANM 4FT	HFOM4S12WNMSTANM 4FT	HF008S12WNMSTANM 4FT
16-Fiber	HFOM3S16WNMSTANM 4FT	HFOM4S16WNMSTANM 4FT	HF008S16WNMSTANM 4FT
20-Fiber	HFOM3S20WNMSTANM 4FT	HFOM4S20WNMSTANM 4FT	HF008S20WNMSTANM 4FT
24-Fiber	HFOM3S24WNMSTANM 4FT	HFOM4S24WNMSTANM 4FT	HF008S24WNMSTANM 4FT



TWIN-SHEATH STEEL-TAPE ARMoured MULTI-LOOSE-TUBE CABLE 12-72 FIBERS

- Compact direct-burial-grade cable offers up to 72 fibers
- Up to 6 x 2.5 mm diameter loose tubes containing up to 12 fibers and solid fillers where required
- Stranded around a rigid glass non-metallic central-strength member
- Layer of water-blocking tape provides interstitial water blocking and corrugated steel-tape armour provides additional crush resistance
- Cable color is black

[B] TWIN-SHEATH STEEL-TAPE ARMoured MULTI-LOOSE-TUBE CABLE

UNIVERSAL EUROCLASS ECA	OM3	OM4	SINGLE-MODE
12-Fiber	HFOM3S12WLSTALU-Eca	HFOM4S12WLSTALU-Eca	HF008S12WLSTALU-Eca
24-Fiber	HFOM3S24WLSTALU-Eca	HFOM4S24WLSTALU-Eca	HF008S24WLSTALU-Eca
36-Fiber	HFOM3S36WLSTALU-Eca	HFOM4S36WLSTALU-Eca	HF008S36WLSTALU-Eca
48-Fiber	HFOM3S48WLSTALU-Eca	HFOM4S48WLSTALU-Eca	HF008S48WLSTALU-Eca
60-Fiber	HFOM3S60WLSTALU-Eca	HFOM4S60WLSTALU-Eca	HF008S60WLSTALU-Eca
72-Fiber	HFOM3S72WLSTALU-Eca	HFOM4S72WLSTALU-Eca	HF008S72WLSTALU-Eca
EXTERNAL	OM3	OM4	SINGLE-MODE
12-Fiber	HFOM3S12WNMSTANM	HFOM4S12WNMSTANM	HF008S12WNMSTANM
24-Fiber	HFOM3S24WNMSTANM	HFOM4S24WNMSTANM	HF008S24WNMSTANM
36-Fiber	HFOM3S36WNMSTANM	HFOM4S36WNMSTANM	HF008S36WNMSTANM
48-Fiber	HFOM3S48WNMSTANM	HFOM4S48WNMSTANM	HF008S48WNMSTANM
60-Fiber	HFOM3S60WNMSTANM	HFOM4S60WNMSTANM	HF008S60WNMSTANM
72-Fiber	HFOM3S72WNMSTANM	HFOM4S72WNMSTANM	HF008S72WNMSTANM

OPTICAL CABLES | Loose-Tube Cables



TWIN-SHEATH STEEL-TAPE ARMoured MULTI-LOOSE-TUBE CABLE 84-96 FIBERS

- Compact direct-burial-grade cable offers up to 96 fibers
- Up to 8 x 2.5 mm diameter loose tubes containing up to 12 fibers and solid fillers where required
- Stranded around a rigid glass non-metallic central-strength member
- Layer of water-blocking tape provides interstitial water blocking and corrugated steel-tape armour provides additional crush resistance
- Cable color is black

[A] TWIN-SHEATH STEEL-TAPE ARMoured MULTI-LOOSE-TUBE CABLE

UNIVERSAL EUROCLASS ECA	OM3	OM4	SINGLE-MODE
84-Fiber	HFOM3S84WLSTALU-Eca	HFOM4S84WLSTALU-Eca	HF008S84WLSTALU-Eca
96-Fiber	HFOM3S96WLSTALU-Eca	HFOM4S96WLSTALU-Eca	HF008S96WLSTALU-Eca
EXTERNAL	OM3	OM4	SINGLE-MODE
84-Fiber	HFOM3S84WNMSTANM	HFOM4S84WNMSTANM	HF008S84WNMSTANM
96-Fiber	HFOM3S96WNMSTANM	HFOM4S96WNMSTANM	HF008S96WNMSTANM



TWIN-SHEATH STEEL-TAPE ARMoured MULTI-LOOSE-TUBE CABLE 108-144 FIBERS

- Compact direct-burial-grade cable offers up to 144 fibers
- Up to 12 x 2.5 mm diameter loose tubes containing up to 12 fibers and solid fillers where required
- Stranded around a sheathed-rigid glass non-metallic central-strength member
- Layer of water-blocking tape provides interstitial water blocking and corrugated steel-tape armour provides additional crush resistance
- Cable color is black

[B] TWIN-SHEATH STEEL-TAPE ARMoured MULTI-LOOSE-TUBE CABLE

UNIVERSAL EUROCLASS ECA	OM3	OM4	SINGLE-MODE
108-Fiber	HFOM3S108WLSTALU-Eca	HFOM4S108WLSTALU-Eca	HF008S108WLSTALU-Eca
120-Fiber	HFOM3S120WLSTALU-Eca	HFOM4S120WLSTALU-Eca	HF008S120WLSTALU-Eca
132-Fiber	HFOM3S132WLSTALU-Eca	HFOM4S132WLSTALU-Eca	HF008S132WLSTALU-Eca
144-Fiber	HFOM3S144WLSTALU-Eca	HFOM4S144WLSTALU-Eca	HF008S144WLSTALU-Eca
EXTERNAL	OM3	OM4	SINGLE-MODE
108-Fiber	HFOM3S108WNMSTANM	HFOM4S108WNMSTANM	HF008S108WNMSTANM
120-Fiber	HFOM3S120WNMSTANM	HFOM4S120WNMSTANM	HF008S120WNMSTANM
132-Fiber	HFOM3S132WNMSTANM	HFOM4S132WNMSTANM	HF008S132WNMSTANM
144-Fiber	HFOM3S144WNMSTANM	HFOM4S144WNMSTANM	HF008S144WNMSTANM



TWIN-SHEATH STEEL-TAPE ARMoured MULTI-LOOSE-TUBE CABLE 156-216 FIBERS

- Compact direct-burial-grade cable offers up to 216 fibers
- Up to 18 x 2.5 mm diameter loose tubes containing up to 12 fibers and solid fillers where required
- Stranded around a sheathed-rigid glass non-metallic central-strength member
- Layer of water-blocking tape provides interstitial water blocking and corrugated steel-tape armour provides additional crush resistance
- Cable color is black

[A] TWIN-SHEATH STEEL-TAPE ARMoured MULTI-LOOSE-TUBE CABLE

UNIVERSAL EUROCLASS ECA	OM3	OM4	SINGLE-MODE
156-Fiber	HFOM3S168WLSTALU-Eca	HFOM4S168WLSTALU-Eca	HF008S156WLSTALU-Eca
168-Fiber	HFOM3S156WLSTALU-Eca	HFOM4S156WLSTALU-Eca	HF008S168WLSTALU-Eca
180-Fiber	HFOM3S180WLSTALU-Eca	HFOM4S180WLSTALU-Eca	HF008S180WLSTALU-Eca
192-Fiber	HFOM3S192WLSTALU-Eca	HFOM4S192WLSTALU-Eca	HF008S192WLSTALU-Eca
204-Fiber	HFOM3S204WLSTALU-Eca	HFOM4S204WLSTALU-Eca	HF008S204WLSTALU-Eca
216-Fiber	HFOM3S216WLSTALU-Eca	HFOM4S216WLSTALU-Eca	HF008S216WLSTALU-Eca
EXTERNAL	OM3	OM4	SINGLE-MODE
156-Fiber	HFOM3S156WNMSTANM	HFOM4S156WNMSTANM	HF008S156WNMSTANM
168-Fiber	HFOM3S168WNMSTANM	HFOM4S168WNMSTANM	HF008S168WNMSTANM
180-Fiber	HFOM3S180WNMSTANM	HFOM4S180WNMSTANM	HF008S180WNMSTANM
192-Fiber	HFOM3S192WNMSTANM	HFOM4S192WNMSTANM	HF008S192WNMSTANM
204-Fiber	HFOM3S204WNMSTANM	HFOM4S204WNMSTANM	HF008S204WNMSTANM
216-Fiber	HFOM3S216WNMSTANM	HFOM4S216WNMSTANM	HF008S216WNMSTANM




UNITUBE FIRE-SURVIVAL CABLE 4-24 FIBERS

- For areas where critical data transmission must continue when the building or structure in which it is installed is on fire
- Ideal for large public buildings such as data centers, airports, railway stations, stadia, and onshore/offshore industrial structures
- Complies with fire ratings: IEC 60331-25 (90 mins @ 750 °C), BS EN 502 00 200, BS 8434-2, IEC 60322-3-24, IEC 60332-1-2
- Cable color is red

[B] UNITUBE FIRE SURVIVAL CABLES

UNIVERSAL	OM3	OM4	SINGLE-MODE
4-Fiber	EFOM3UNI4LSTALUFS	EFOM4UNI4LSTALUFS	EF008UNI4LSTALUFS
8-Fiber	EFOM3UNI8LSTALUFS	EFOM4UNI8LSTALUFS	EF008UNI8LSTALUFS
12-Fiber	EFOM3UNI12LSTALUFS	EFOM4UNI12LSTALUFS	EF008UNI12LSTALUFS
16-Fiber	EFOM3UNI16LSTALUFS	EFOM4UNI16LSTALUFS	EF008UNI16LSTALUFS
24-Fiber	EFOM3UNI24LSTALUFS	EFOM4UNI24LSTALUFS	EF008UNI24LSTALUFS

Acid Gas Emissions: Pass
 Smoke Index: Pass
 Fire: IEC 60331-25 Pass (90 mins @ 750°C), BSEN50200 -2000 Pass PH120, BS 8434-2 Pass, IEC 60332-3-24 Pass, IEC 60332-1-2 Pass



FEATURED PRODUCTS

Blolite™ **B61**

MicroBlo™ **B63**

Connectivity & Tools **B66**

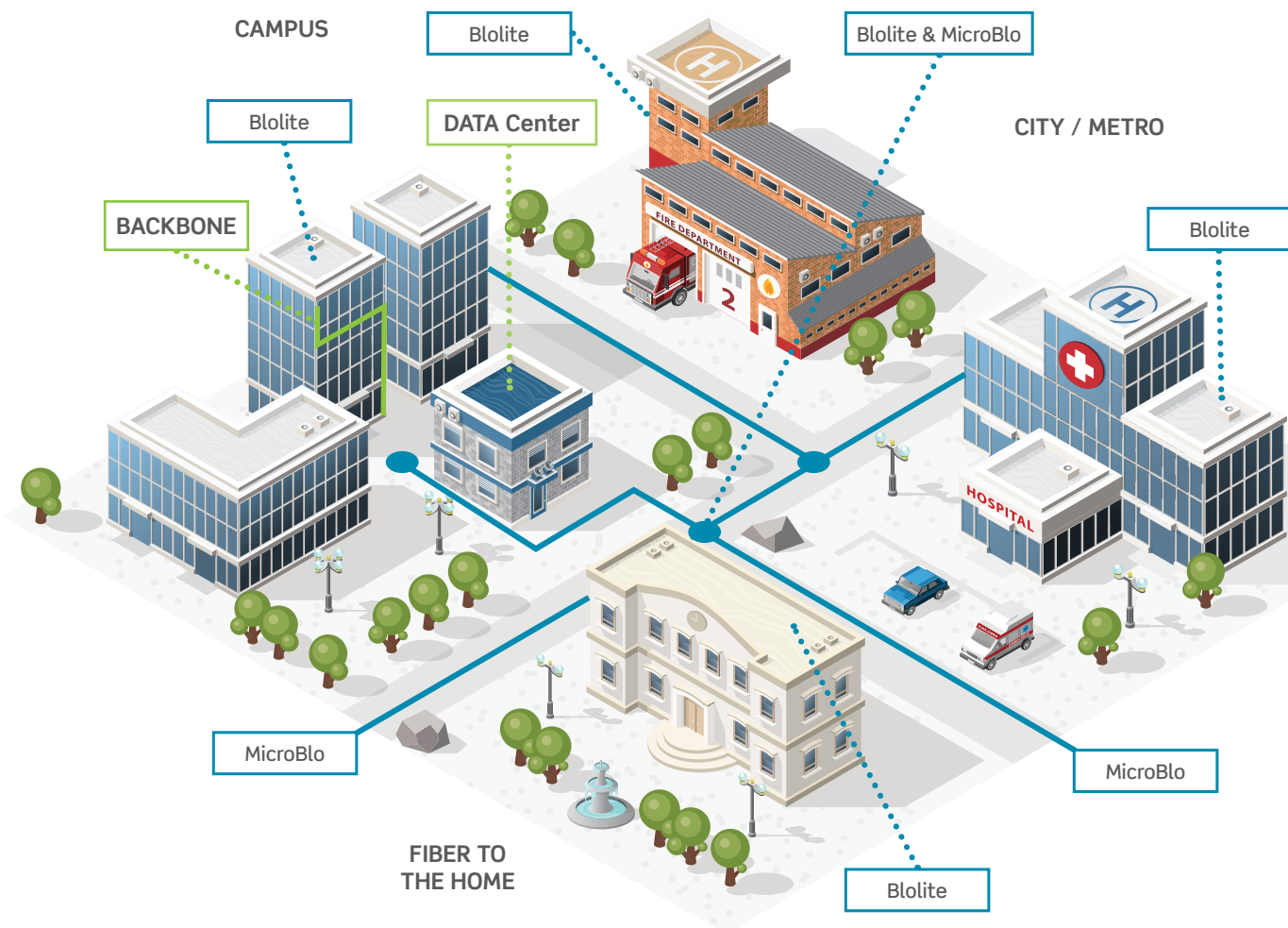
Air-Blown Fiber Systems

In the past, industry practice had been to install 'dark fiber' to plan for future bandwidth demands. However, this strategy carries risks, as unterminated and untested fibers may not be fit for purpose when the time comes to use them. Fortunately, there is a simple and cost-effective solution in Air Blown Fiber Systems, which eliminate risk by preinstalling a ducting route and then blowing in (and paying for) the fiber element only when its required. Leviton offers solutions for both internal and external applications with the market leading Blolite™ and MicroBlo™ systems.

A COMPLETE SOLUTION FOR EVERY INSTALLATION

Blolite individual-blown fiber is a point-to-point solution suited to applications such as fiber to the desks/home, backbone links, campus, and data center applications. The specially coated single fibers are blown through the MicroDucts using 'dry' air and can be installed in very complex routes often found within buildings.

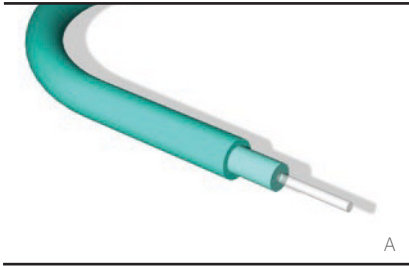
MicroBlo Micro Cables are ideally suited for outside plant, campus, metro, and access applications. The Micro Cables are of a multiple loose-tube construction and are introduced into MicroDucts using the air as a lubricant to facilitate the blowing of the cables.



In the campus network, combining MicroBlo Micro Cables with Blolite fiber provides a complete solution that will realise all the benefits of an air-blown fiber system through its lifetime.

AIR-BLOWN FIBER SYSTEMS | Blolite™ Systems

Blolite was one of the first air-blown solutions on the market and is regarded as the industry standard for air-blown fiber systems. The versatile system offers backbone and fiber-to-the-desk links and can even allow for long-distance links of up to 1 kilometer. It installs easily by using compressed air, so there is no disruption to the workplace. Blolite fibers are simply terminated and are compatible with all standard optical connectors.



BLOLITE SINGLE-BLOWN FIBER ELEMENTS

- Complete range of single-mode and multimode fibers with blowable coating
- Strippable with standard tools and compatible with standard connector types
- Available in 12 colors
- Supplied on plastic reels in 2 or 4 kilometer lengths
- Installs in 3, 5, and 8 millimeter Blolite MicroDuct
- Installed by trained and licensed Blolite installer using IM2000 blow head

[A] BLOLITE SINGLE-BLOWN FIBER ELEMENTS


COLOR	OM3	OM4	SINGLE-MODE
White	10-0003-03	10-0004-03	10-0200-03
Black	10-0003-05	10-0004-05	10-0200-05
Blue	10-0003-06	10-0004-06	10-0200-06
Orange	10-0003-07	10-0004-07	10-0200-07
Green	10-0003-08	10-0004-08	10-0200-08
Red	10-0003-09	10-0004-09	10-0200-09
Gray	10-0003-10	10-0004-10	10-0200-10
Yellow	10-0003-11	10-0004-11	10-0200-11
Brown	10-0003-12	10-0004-12	10-0200-12
Violet	10-0003-13	10-0004-13	10-0200-13
Pink	10-0003-14	10-0004-14	10-0200-14
Turquoise	10-0003-15	10-0004-15	10-0200-15

SPOTLIGHT

Installation Equipment



Installing Blolite fibers into a Blolite MicroDuct route requires the use of specially designed equipment. The IM2000 Blolite includes a purpose made blow head, tripod, and pay-off system, all supplied within sturdy carry cases. In addition to the IM2000, the installer will require a portable conditioned air supply delivering a minimum of 155slpm @ 10 bar and a 240v power source. The blow head uses a belt drive system to forward up to 12 Blolite fibers into a MicroDuct, at which point the air is introduced and the installation of the fiber is enabled.



A

BLOLITE DIRECT INSTALL MICRODUCTS

- Facilitates installation of Blolite single-blown fibers for direct installation in external applications
- Up to 19 blue individual ducts, numbered for identification
- Standard low-friction halogen-free flame-retardant low-smoke duct and Polyethylene outer sheath

[A] BLOLITE DIRECT-INSTALL MICRODUCTS

MICRODUCT SIZE = 5/3.5 MM	DIAMETER (MM)	PART NO.
Blolite 1-Way 5/3.5 mm Direct-Install MicroDuct	7.5	BL01DI0535
Blolite 2-Way 5/3.5 mm Direct-Install MicroDuct	7.5 x 13.0	BL02DI0535
Blolite 4-Way 5/3.5 mm Direct-Install MicroDuct	15.2	BL04DI0535
Blolite 7-Way 5/3.5 mm Direct-Install MicroDuct	18.6	BL07DI0535
Blolite 12-Way 5/3.5 mm Direct-Install MicroDuct	24.0	BL12DI0535
Blolite 19-Way 5/3.5 mm Direct-Install MicroDuct	29.6	BL19DI0535
MICRODUCT SIZE = 8/6 MM	DIAMETER (MM)	PART NO.
Blolite 1-Way 8/6 mm Direct-Install MicroDuct	10.5	BL01DI0806
Blolite 2-Way 8/6 mm Direct-Install MicroDuct	10.5 x 19.0	BL02DI0806
Blolite 4-Way 8/6 mm Direct-Install MicroDuct	23.0	BL04DI0806
Blolite 7-Way 8/6 mm Direct-Install MicroDuct	27.6	BL07DI0806
Blolite 12-Way 8/6 mm Direct-Install MicroDuct	36.0	BL12DI0806



B

BLOLITE INDOOR MICRODUCTS

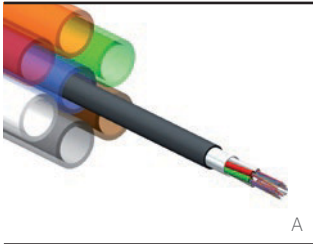
- Facilitates installation of Blolite single-blown fibers for indoor applications
- Up to 19 blue individual ducts, numbered for identification
- Standard low-friction polyolefin or halogen-free flame-retardant low-smoke duct for optimized blowing performance installation distances

[B] BLOLITE INDOOR MICRODUCTS

MICRODUCT SIZE = 3/2.1 MM	DIAMETER (MM)	PART NO.
Blolite 1-Way 3/2.1 mm Indoor MicroDuct	5.0	BL01IN0321
Blolite 4-Way 3/2.1 mm Indoor MicroDuct	9.3	BL04IN0321
Blolite 7-Way 3/2.1 mm Indoor MicroDuct	11.7	BL07IN0321
Blolite 12-Way 3/2.1 mm Indoor MicroDuct	15.2	BL12IN0321
Blolite 19-Way 3/2.1 mm Indoor MicroDuct	17.7	BL19IN0321
MICRODUCT SIZE = 5/3.5 MM	DIAMETER (MM)	PART NO.
Blolite 1-Way 5/3.5 mm Indoor MicroDuct	5.0	BL01IN0535
Blolite 2-Way 5/3.5 mm Indoor MicroDuct	7.5 x 13.0	BL02IN0535
Blolite 4-Way 5/3.5 mm Indoor MicroDuct	15.2	BL04IN0535
Blolite 7-Way 5/3.5 mm Indoor MicroDuct	18.6	BL07IN0535
Blolite 12-Way 5/3.5 mm Indoor MicroDuct	24.0	BL12IN0535
Blolite 19-Way 5/3.5 mm Indoor MicroDuct	29.6	BL19IN0535
MICRODUCT SIZE = 8/6 MM	DIAMETER (MM)	PART NO.
Blolite 1-Way 8/6 mm Indoor MicroDuct	8.0	BL01IN0806
Blolite 2-Way 8/6 mm Indoor MicroDuct	10.5 x 19.0	BL02IN0806
Blolite 4-Way 8/6 mm Indoor MicroDuct	23.0	BL04IN0806
Blolite 7-Way 8/6 mm Indoor MicroDuct	27.6	BL07IN0806
Blolite 12-Way 8/6 mm Indoor MicroDuct	36.0	BL12IN0806

AIR-BLOWN FIBER SYSTEMS | MicroBlo™ Systems

MicroDuct cabling systems are popular solutions for building flexibility into a network, as they can be populated when needed and leave spare capacity for future growth. MicroBlo air-blown loose-tube MicroDuct cable is available with fiber counts from 2 to 96.




MICROBLO 12-72 FIBER-BLOWN MICRO CABLE

- Fiber-counts from 12 to 72 in a 6.0 mm diameter package
- Stranded gel-filled loose-tubes with red and green marker reference for simple tube identification
- Improves installation efficiency in preinstalled 10/8 mm MicroDucts
- Constructed of non-metallic, resin-bonded glass central-strength member and high-density polyethylene sheath
- Fibers are color coded according to ANSI/TIA-598-D

[A] 12-72 FIBER-BLOWN MICRO CABLE

DESCRIPTION	OM3	OM4	SINGLE-MODE
12-Fiber	HFOM3BMC12WNNM6	HFOM4BMC12WNNM6	HF008BMC12WNNM6
24-Fiber	HFOM3BMC24WNNM6	HFOM4BMC24WNNM6	HF008BMC24WNNM6
36-Fiber	HFOM3BMC36WNNM6	HFOM4BMC36WNNM6	HF008BMC36WNNM6
48-Fiber	HFOM3BMC48WNNM6	HFOM4BMC48WNNM6	HF008BMC48WNNM6
60-Fiber	HFOM3BMC60WNNM6	HFOM4BMC60WNNM6	HF008BMC60WNNM6
72-Fiber	HFOM3BMC72WNNM6	HFOM4BMC72WNNM6	HF008BMC72WNNM6




MICROBLO 84 & 96 FIBER-BLOWN MICRO CABLE

- Fiber-counts from 84 to 96 in a 7.0 mm diameter package
- Stranded gel-filled loose tubes with red and green marker reference for simple tube identification
- Improves installation efficiency in preinstalled 12/9.4 mm MicroDucts
- Constructed of non-metallic, resin-bonded glass central-strength member and high-density polyethylene sheath
- Fibers are color coded according to ANSI/TIA-598-D

[B] UP TO 96-FIBER MICRO CABLE

DESCRIPTION	OM3	OM4	SINGLE-MODE
84-Fiber	HFOM3BMC84WNNM8	HFOM4BMC84WNNM8	HF008BMC84WNNM8
96-Fiber	HFOM3BMC96WNNM8	HFOM4BMC96WNNM8	HF008BMC96WNNM8




MICROBLO OUTDOOR DIRECT-INSTALL PROTECTED MICRODUCTS

- Facilitates the installation of MicroBlo air-blown fiber cables
- Up to 19 individual ducts
- Standard low-friction duct and high-density polyethylene outer sheath

[A] MICROBLO DIRECT-INSTALL PROTECTED MICRODUCTS

MICRODUCT SIZE = 5/3.5 MM OUTER DIAMETER/BORE	DIAMETER (MM)	PART NO.
MicroBlo 1-Way 5/3.5 mm Outdoor Direct-Install MicroDuct	5.0	MB01DI0535
MicroBlo 2-Way 5/3.5 mm Outdoor Direct-Install MicroDuct	11.5	MB02DI0535
MicroBlo 4-Way 5/3.5 mm Outdoor Direct-Install MicroDuct	13.6	MB04DI0535
MicroBlo 7-Way 5/3.5 mm Outdoor Direct-Install MicroDuct	16.5	MB07DI0535
MicroBlo 12-Way 5/3.5 mm Outdoor Direct-Install MicroDuct	21.5	MB12DI0535
MicroBlo 19-Way 5/3.5 mm Outdoor Direct-Install MicroDuct	26.5	MB19DI0535
MicroBlo 24-Way 5/3.5 mm Outdoor Direct-Install MicroDuct	32.2	MB24DI0535
MICRODUCT SIZE = 10/8 MM OUTER DIAMETER/BORE	DIAMETER (MM)	PART NO.
MicroBlo 1-Way 10/8 mm Outdoor Direct-Install MicroDuct	10.0	MB01DI1008
MicroBlo 2-Way 10/8 mm Outdoor Direct-Install MicroDuct	21.5	MB02DI1008
MicroBlo 4-Way 10/8 mm Outdoor Direct-Install MicroDuct	25.6	MB04DI1008
MicroBlo 7-Way 10/8 mm Outdoor Direct-Install MicroDuct	31.5	MB07DI1008
MICRODUCT SIZE = 12/10 MM OUTER DIAMETER/BORE	DIAMETER (MM)	PART NO.
MicroBlo 1-Way 12/10 mm Outdoor Direct-Install MicroDuct	12.0	MB01DI1210
MicroBlo 2-Way 12/10 mm Outdoor Direct-Install MicroDuct	25.5	MB02DI1210
MicroBlo 4-Way 12/10 mm Outdoor Direct-Install MicroDuct	30.0	MB04DI1210
MicroBlo 7-Way 12/10 mm Outdoor Direct-Install MicroDuct	37.5	MB07DI1210




MICROBLO DIRECT-BURIAL PROTECTED MICRODUCTS

- Facilitates installation of MicroBlo single-blown fibers for direct burial
- Up to 19 individual ducts
- Thick-wall polyethylene duct and high-density polyethylene sheath

[A] MICROBLO OUTDOOR DIRECT-BURIAL PROTECTED MICRODUCTS

MICRODUCT SIZE = 7/3.5 MM OUTER DIAMETER/BORE	DIAMETER (MM)	PART NO.
MicroBlo 1-Way 7/3.5 mm Outdoor Direct-Burial MicroDuct	7.0	MB01DB0735
MicroBlo 2-Way 7/3.5 mm Outdoor Direct-Burial MicroDuct	15.5	MB02DB0735
MicroBlo 4-Way 7/3.5 mm Outdoor Direct-Burial MicroDuct	18.4	MB04DB0735
MicroBlo 7-Way 7/3.5 mm Outdoor Direct-Burial MicroDuct	22.5	MB07DB0735
MicroBlo 12-Way 7/3.5 mm Outdoor Direct-Burial MicroDuct	29.5	MB12DB0735
MicroBlo 19-Way 7/3.5 mm Outdoor Direct-Burial MicroDuct	36.5	MB19DB0735
MicroBlo 24-Way 7/3.5 mm Outdoor Direct-Burial MicroDuct	43.0	MB24DB0735
MICRODUCT SIZE = 12/8 MM OUTER DIAMETER/BORE	DIAMETER (MM)	PART NO.
MicroBlo 1-Way 12/8 mm Outdoor Direct-Burial MicroDuct	12.0	MB01DB1208
MicroBlo 2-Way 12/8 mm Outdoor Direct-Burial MicroDuct	25.5	MB02DB1208
MicroBlo 4-Way 12/8 mm Outdoor Direct-Burial MicroDuct	30.0	MB04DB1208
MicroBlo 7-Way 12/8 mm Outdoor Direct-Burial MicroDuct	37.5	MB07DB1208
MICRODUCT SIZE = 14/10 MM OUTER DIAMETER/BORE	DIAMETER (MM)	PART NO.
MicroBlo 1-Way 14/10 mm Outdoor Direct-Burial MicroDuct	14.0	MB01DB1410
MicroBlo 2-Way 14/10 mm Outdoor Direct-Burial MicroDuct	29.5	MB02DB1410
MicroBlo 4-Way 14/10 mm Outdoor Direct-Burial MicroDuct	35.0	MB04DB1410
MicroBlo 7-Way 14/10 mm Outdoor Direct-Burial MicroDuct	43.5	MB07DB1410

AIR-BLOWN FIBER SYSTEMS | MicroDuct Connectivity & Tools




- Range of plastic-bodied, pneumatic-tube connectors for Blolite™ and MicroBlo™ tube routing
- Rated for the maximum working pressure of 10 Bar
- Connectors can be installed with a simple push-pull technique and can be reused several times

MICROBLO & BLOLITE MICRODUCT CONNECTIVITY

CONNECTOR TYPE	3/2.1 mm	5/3.5 mm	7/3.5 mm	8/6 mm	10/8 mm	12/8 mm	12/9.4 mm	14/9.4 mm
[A] Straight, push/pull	30-0301-00	30-0501-00	30-0721-00	30-0801-00	30-1001-00	30-1221-00	30-1201-00	30-1421-00
[B] Straight, screw retention	—	30-0502-00	—	30-0802-00	—	—	—	—
[C] End Stop	30-0304-00	30-0504-00	30-0704-00	30-0804-00	30-1004-00	30-1204-00	30-1204-00	30-1404-00
[D] Connector End Plug	—	30-0505-09	—	—	—	—	—	—
[E] Bulkhead Mounted Connector	—	30-0506-09	—	—	—	—	—	—
[F] Dust Cap	30-0307-05	30-0507-05	30-0707-05	30-0807-05	30-1007-05	30-1207-05	30-1207-05	30-1407-05
[G] Gas Blocking 'T' Piece	—	30-0508-00	—	30-0808-00	—	—	—	—
8 mm to 5 mm Reducer	—	30-5801-00	—	—	—	—	—	—
[H] Standard to Direct Burial Mating Connector	—	—	30-5701-00 (7/3.5 mm to 5/3.5 mm)	—	—	30-0201-00 (12/8 mm to 10/8 mm)	—	30-2401-00 (14/9.4 mm to 12/9.4 mm)
[I] Termination Fiber Diverter	—	—	—	30-0809-05	—	—	—	—
8 mm to 5 mm Stem Converter	—	30-5810-05	—	—	—	—	—	—
Water Blocking Straight	—	30-0503-00	—	—	30-1003-00	—	30-1203-00	—

MICROBLO & BLOLITE MICRODUCT CONNECTIVITY TOOLS

DESCRIPTION	PART NO.
[J] Radial Tube Cutter	54-0100-00
[K] Duct Stripping Tool 4.5 mm - 29.00 mm	54-0201-00
[L] Duct Stripping Tool 19.00 mm - 40.00 mm	54-0202-00
[M] Duct Testing Kit	50-0506-00




FEATURED PRODUCTS

FastCAM
Connectors **B68**

Connectors & Housings

Leviton has everything you need to properly terminate your fiber network. FastCAM™ and field polish connectors are available in LC, SC, and ST styles. To extend fiber to the workstation, we also offer QuickPort™ fiber adapters for wallplates and Multimedia Outlet System (MOS) housings. Go to the Wallplates & Housings section to see our wallplate selection.



FASTCAM CONNECTORS

- Pre-polished, field-installable connectors
- Use precision zirconia ferrules
- Require no polishing or epoxy curing; provide immediate termination
- Precision mechanical termination uses molded v-groove technology to retain and align the fiber
- Terminated on 250 µm or 900 µm buffered fiber and/or 2 or 3 mm jacketed fiber
- Higher yields with Visual Fault Locator (VFL)-compatible LC, SC, and ST connectors
- Available in OM1, OM3, OM4, OS2 UPC, and OS2 APC (SC only)



FASTCAM CONNECTORS - 1 PER BAG			
DESCRIPTION	OS2 SINGLE-MODE	OM1 MULTIMODE	OM3 & OM4 LOMM
[A] LC FastCAM Connector	49991-SLC (Blue)	49991-MLC (Beige)	49991-LLC (Aqua)
[B] SC FastCAM Connector	49991-SSC (Blue)	49991-MSC (Beige)	49991-LSC (Aqua)
[C] SC/APC FastCAM Connector*	49991-ASC (Green)	—	—
[D] ST FastCAM Connector	49991-SST (Blue)	49991-MST (Beige)	49991-LST (Aqua)

FASTCAM ACCESSORIES			
FastCAM LC Duplex Clips	49991-CLP	49991-CLP	49991-CLP

* Includes an internal 8° cleave for >60 dB return loss performance. Requires 8° cleave tool (see page B75, item L).

See pages B73-B76 for FastCAM tools and consumables.

SPOTLIGHT

Visual Fault Locator (VFL)



The **Leviton Visual Fault Locator (VFL)** uses a bright red laser to locate faults in optical fiber, such as bends, breaks, and defective connectors. The VFL comes with a 2.5 mm interface for ST and SC type connectors and a 1.25 mm adapter for LC type connectors, and soft carrying case. Use with LC, SC, and ST FastCAM connectors. The VFL is an ideal tool for first time users of FastCAM pre-polish connectors as it provides real-time visual feedback on success of fiber to fiber coupling just prior to activating the clamps.

See page B75.




FIELD POLISH CONNECTORS

- Anaerobic adhesive/epoxy field-polish connectors
- Hand polishing required
- Most robust connection, ideal for inside and outside plant applications
- Available in LC, SC, and ST connector styles
- LC simplex or duplex, for 900 μm, 2.0 mm to 3.0 mm cable, single-mode and multimode options
- SC simplex or duplex, for 900 μm, 2.0 mm to 3.0 mm cable, single-mode and multimode options
- ST for 900 μm, 2.0 mm to 3.0 mm cable, single-mode and multimode options

[A] ANAEROBIC ADHESIVE FIELD POLISH LC CONNECTORS	
DESCRIPTION	PART NO.
LC Connector, SM, Simplex, with 900μm yellow and white boots	FOCLSEPSM002
LC Connector, MM, Simplex, with 900μm black and white boot	FOCLSEPMM002
LC Connector, SM, Simplex, with 2 mm yellow and white boot	FOCLSEPSM001
LC Connector, SM, Duplex, with 2 mm blue and white boot	FOCLCEPSM001
LC Connector, MM, Simplex, with 2 mm black and white boot	FOCLSEPMM001
LC Connector, MM, Duplex, with 2 mm black and red boots	FOCLCEPMM001
[B] ANAEROBIC ADHESIVE FIELD POLISH SC CONNECTORS	
SC Connector, SM, Simplex, with 900 μm and 2.4-3.0 mm blue boots	FOCSCEPSM001
SC Connector, SM, Duplex, with 900 μm and 2.4-3.0 mm blue and white boots	FOCDCEPSM001
SC Connector, MM, Simplex, with 900 μm and 2.4-3.0 mm black boots	FOCSCEPMM001
SC Connector, MM, Duplex, with 900 μm and 2.4-3.0 mm black and Red boots	FOCDCEPMM001
[C] ANAEROBIC ADHESIVE FIELD POLISH ST CONNECTORS	
ST Connector, SM, 900μm and 2.4-3 mm black and yellow boots	FOCSTEPMSM001
ST Connector, MM, 900μm and 2.4-3 mm black boots	FOCSTEPMM001

* Includes an internal 8° cleave for >60 dB return loss performance. Requires 8° cleave tool (see page B75, item L). See pages B73-B76 for FastCAM tools and consumables.




FIBER OPTIC FAN-OUT KITS

- Protect bare fiber and prepare loose-tube cable for direct termination to industry-standard connectors
- Separate 250 µm fibers and route into color-coded 900 µm buffer tubes with no proprietary tools
- Available in 6- or 12-strand kits and 24- or 36-inch lengths
- Works with cabling from any manufacturer (will accommodate maximum buffer-tube diameter up to 3.5 mm)

QUICKPORT FIBER ADAPTERS

- Snap into all QuickPort openings and Multimedia Outlet System (MOS) housings, see page C23.
- Tool-free plug-n-play installation

WATCH: INSTALLATION VIDEOS



Leviton.com/ns/videos
'How to Terminate the Fan-Out Kit'

FIBER OPTIC FAN-OUT KITS

DESCRIPTION	PART NO.
[A] 24-Inch Fiber Optic Fan-Out Kit, 6-fiber*	49887-06S
24-Inch Fiber Optic Fan-Out Kit, 12-fiber*	49887-12S
36-Inch Fiber Optic Fan-Out Kit, 6-fiber*	49887-06L
36-Inch Fiber Optic Fan-Out Kit, 12-fiber*	49887-12L
Fan-Out Consumables Kit*	49800-FAN

QUICKPORT FIBER ADAPTERS

DESCRIPTION	PART NO.
Duplex LC Adapter, shuttered, MM, zirconia ceramic sleeve, beige*	41086-ML^
[B] Duplex LC Adapter, shuttered, OM3, zirconia ceramic sleeve, aqua*	41086-LL^
Duplex LC Adapter, shuttered, SM, zirconia ceramic sleeve, blue*	41086-SL^
[C] Simplex SC Shuttered Adapter, SM/MM, zirconia ceramic*	41085-S^C
[D] Simplex SC/APC Adapter, SM/MM, zirconia ceramic*	41085-AS^
[E] ST Fiber Optic Adapter, SM/MM, zirconia ceramic sleeve*	41084-S^Z
[F] MTP® Adapter, SM/MM, key up to key down, black*	41085-TPE
MTP® Adapter, SM/MM, key up to key up, black*	41085-TBE

* = Lead times may apply.

^ = Colors: Choose from any of the colors below.



SPOTLIGHT

Field Connectors Insertion Loss

IL	FASTCAM			FIELD POLISH		
	MM	SM	SM/APC	MM	SM	SM/APC
TYPICAL	0.1 dB	0.2 dB	0.3 dB	0.2 dB	0.15 dB	0.1 dB
MAX	0.5 dB	0.5 dB	0.6 dB	0.5 dB	0.3 dB	0.2 dB

Leviton offers multiple reliable methods for field fiber connections. FastCAM pre-polished connectors provide precision mechanical fiber termination. No proprietary tools, no epoxy and no time-consuming hand polishing required, so installation takes just minutes. FibrePlus epoxy connectors are a cost-effective fiber optic connector option with quick, adhesive termination.



FEATURED PRODUCTS

Visual Fault Locator (VFL) **B75**

Cleavers **B75**

Tools & Consumables

Different termination technologies require unique tools. Leviton has everything you need to terminate anaerobic adhesive field polish and FastCAM™ pre-polished connectors. We also offer cleaning tools for LC, SC, and MTP® connectors. Choose from complete kits, or mix and match individual tools and a wide variety of consumables.

VISUAL FAULT LOCATOR (VFL)

Quickly locate optical fiber damage with the Leviton Visual Fault Locator (VFL). The pocket-sized tool uses a bright red laser to locate faults, including tight bends, breaks, and defective connectors. The VFL comes with a 2.5 mm interface for ST and SC type connectors and a 1.25 mm adapter for LC type connectors, and soft carrying case. Use with FastCAM™ LC and SC connectors for enhanced terminations. The VFL is an ideal tool for first time users of FastCAM pre-polish connectors as it provides real-time visual feedback on success of fiber to fiber coupling just prior to activating the clamps. **See page B75.**




LEVITON 200X INSPECTION SCOPES

Reduce the chances of over-polishing with Leviton's high-powered inspection scopes. View single-mode and multimode end-face polishes safely with our oblique viewing technology; full laser eye protection is provided through wavelengths of 850-1550 nanometers (nm). Rugged metal and rubber construction stands up to worksite abuse while offering an ergonomic grip. **See page B75.**

FASTCAM TERMINATION TOOLS

FastCAM terminations and fusion splicing both require precision cleaving. Get the accuracy you need with the cleaver. A cleave angle of 90 degree +/- 0.5 degree is guaranteed; the 16-position blade remains sharp through approximately 48,000 cleaves. For a self-contained workspace, mount the cleaver to the optional work tray and use the gooseneck LED for task lighting. The Leviton APC Angled Cleaver is required for APC single-mode FastCAM connectors. **See page B75.**



ONLINE TRAINING VIDEOS

Increase your expertise with Leviton's online fiber training. Step-by-step instructions on terminating FastCAM 250 μm and 900 μm fiber or using our fan-out kit are available with just a click of the mouse. All of Leviton's training animations feature clear, easy-to-understand graphics paired with on-screen written instructions for maximum effectiveness. **Visit Leviton.com/ns/videos.**





A



B



C



D

FIBER OPTIC LIGHT TOOL KIT

- Essential tool set for quick termination of field polish connectors
- Terminates both multimode and single-mode fiber

FIBER OPTIC FIELD POLISH TOOL KIT

- All the tools you need for terminating multimode or single-mode LC, SC, or ST field polish adhesive connectors
- Adhesive accelerator kit sold separately, see page B76

FIBER OPTIC FASTCAM™ TOOL KIT

- Precision cleaving for guaranteed FastCAM connector performance
- Terminates both multimode and single-mode fiber

Consumables sold separately.
See page B76.

FIBER OPTIC TOOL KITS	
DESCRIPTION	PART NO.
[A] Basic Field Polish Tool Kit	49800-MTK
[B] Field Polish Tool Kit	49800-FTK
[C] FastCAM Tool Kit with Cleaver, Work Tray, and LED light*	49800-LAK
[D] FastCAM Tool Kit with Cleaver*	49800-MSK

* = Minimum order quantity and lead times may apply.

TOOLS & CONSUMABLES | Fiber Optic Tool Kits

FIBER OPTIC TOOL KITS CONTENTS	FIELD POLISH TOOL KITS		FASTCAM™ TOOL KITS	
	[A] 49800-MTK	[B] 49800-FTK	[C] 49800-LAK	[D] 49800-MSK
Tool Kit Carrying Case (49886-FCC)	•	•	•	•
250 and 900 µm Buffer Remover (49886-BR2)		•	•	•
Fiber & Jacket Strip Tool, 250/900 micron and 2.0/3.0 mm (49886-BR3)	•	•		
Jacket Stripper (49886-STP)	•	•		
Aramid Strand Scissors (49886-SIS)	•	•		
Safety Glasses (not sold separately)		•		
Polishing Puck 1.25 mm, LC (49886-LCP)		•		
Polishing Puck 2.5 mm, SC/ST (49886-PUC)	•	•		
Polishing Pad 7.6 cm x 15.2 cm (49886-PAD)	•	•		
Sapphire Scribe (49886-SCR)	•	•		
Flat Cleaver (49886-LNX)			•	•
100x Inspection Scope (49886-SCP)	•			
200x Inspection Scope (49886-FSP)		•		
LC Scope Adapter, works with 200x scope only (49886-LCS)		•		
Piano Clearing Wire, included in the FTK (49886-WRE)		•		
Lint-Free Dry Wipes, 100 per pack (49886-DWP)		•	•	•
Alcohol Pads, 100 per pack (49886-APD)		•	•	•
Lapping Film 12 µm AL2O3, 100 per pack (49886-12F)		•		
Lapping Film 3 µm AL2O3, 100 per pack (49886-03F)		•		
Lapping Film 0.3 µm AL2O3, 100 per pack (49886-X3F)		•		
Crimp Tool (49886-FCT)		•		
Light LED Magnetic Gooseneck (49886-LGN)			•	
Work Tray Zinc Plated Steel (49886-LNT)			•	

Tools & Consumables
FIBER

SPOTLIGHT

USEK

Lebanon's Holy Spirit University of Kaslik (USEK) is one of the largest universities in Lebanon, educating more than 8,000 students every year through 15 academic units and four campuses.

USEK recently finalized the completion of a laser-optimized multimode fiber (OM4) 40 Gb/s backbone network at its main campus. They conducted many tests to select a main vendor for their campus-wide infrastructure, and in the end they chose Leviton. They used OM4 cable, Opt-X™ 500j panels, LC connectors, LC cords, and cable managers. They connected all campus buildings within three months.



TOOLS & CONSUMABLES | Fiber Optic Tools

FIBER
Tools & Consumables



UNIVERSAL TOOLS & ACCESSORIES		
DESCRIPTION	PART NO.	
[A] 250 and 900 μm Buffer Remover (yellow handle)	49886-BR2	
[B] Stripper 2.0/3.0 mm Jacket and 250/900 μm Buffer	49886-BR3	
[C] Jacket Stripper	49886-STP	
[D] Aramid Strand Scissors	49886-SIS	
Sapphire Scribe	49886-SCR	
1.25 mm (LC) Polishing Puck	49886-LCP	
2.5 mm (SC/ST) Polishing Puck	49886-PUC	
3" x 6" Polishing Pad	49886-PAD	
Tool Kit Carrying Case	49886-CSE	
Safety Pad	49886-SPD	
[E] 200x Inspection Scope	49886-FSP	
[F] LC Scope Adapter (works with 200x scope only)	49886-LCS	
Duplex LC Scope Adapter (works with 200x scope only)	49886-LCD	
[G] MTP® Scope Adapter (works with 200x scope only)	49886-MCS	
Fiber Optic Crimp Tool with .128/.151/.178 hex die	49886-FCT	
Tool Kit Carrying Case	49886-FCC	
[H] MTP/MPO Male/Female Cleaning Tool (>600 Cleanings)	49886-MCT	
MTP/MPO Refill Kit for 49886-MCT	49886-MCR	
[I] LC-LC and MU Cleaning Tool	49886-LCT	
[J] SC-SC, ST, FC and E2000 Cleaning Tool	49886-SCT	
[K] MTP/MPO Female Cleaning Tool	49886-UFT	
MTP/MPO Male (w/pins) Cleaning Tool	49886-UMT	

FASTCAM™ SPECIFIC TOOLS	
DESCRIPTION	PART NO.
Work Tray^	49886-LNT
Gooseneck LED^	49886-LGN
[L] APC Angled Cleaver	49886-APC
[M] Flat Cleaver	49886-LNX
[N] Visual Fault Locator (VFL) (2.5 mm and 1.25 mm adapters included)	49886-VFL
Replacement 1.25 mm Adapter for VFL	49886-FLA

^ = Minimum order quantity and lead times may apply.

LEARN: CLEANING INSTRUCTIONS

Protect your investment and make sure you get the network performance you expect when you CL.I.C. — Clean, Inspect, Connect.

See page B43 or visit Leviton.com/clc for directions.





UNIVERSAL CONSUMABLES KIT

All the basic supplies needed to clean and polish fiber optic connectors. Set includes:

- 50 lint-free dry wipes
- 50 alcohol pads
- 30 sheets 12 µm lapping film
- 30 sheets 3 µm lapping film
- 30 sheets 0.3 µm lapping film
- Piano wire

ADHESIVE/ACCELERATOR KIT

Supply sufficeint for approximately 200 terminations. Set includes:

- Loctite 680 adhesive
- Loctite 7649 accelerator with syringe
- Two needles

ANAEROBIC ADHESIVE FIELD POLISH CONSUMABLES KIT

Everything from the Universal Kit, plus specialized supplies for anaerobic adhesive field polish terminations. Supply sufficeint for approximately 200 terminations. Additional included items:

- 25 syringes
- 25 needles
- Adhesive and accelerator

FAN-OUT CONSUMABLES KIT

Kit terminates a minimum of 10 fiber optic Fan-Out Kits. Set includes:

- 20 lint-free dry wipes
- 10 alcohol pads
- 10 D'Gel™ packets
- Sealant
- Talc powder

CONSUMABLES KITS

DESCRIPTION	PART NO.
[A] Universal Consumables Kit	49800-CON
[B] Field Polish Consumables Kit	49800-FCC
[C] Adhesive/Accelerator Kit	49800-680
[D] Fan-Out Consumables Kit	49800-FAN

CONSUMABLES

Piano Wire	49886-WRE
Lint-Free Dry Wipes (100 per pack)	49886-DWP
Alcohol Pads (100 per pack)	49886-APD
12 µm Aluminum-Oxide Lapping Film, pink (100 per pack)	49886-12F
3 µm Aluminum-Oxide Lapping Film, yellow (100 per pack)	49886-03F
0.3 µm Aluminum-Oxide Lapping Film, light blue (100 per pack)	49886-X3F
Replacement Needles (25 per pack)	49886-FCN
Replacement Syringes (25 per pack)	49886-SYR



HOUSINGS & WALLPLATES



SECTION C CONTENTS

HOUSINGS & WALLPLATES

- C3** Excella & QuickPort
Stainless-Steel Wallplates
- C4** UK-Style Wallplates,
Back Boxes & Modules
- C5** Continental Outlets,
Wallplates & Modules
- C7** QuickPort™ Surface-Mount,
DIN Rail-Mount Boxes &
Snap-In-Jack Module
- C8** QuickPort In-Ceiling
& In-Wall Brackets
- C9** QuickPort & QuickPlate™ Wallplates
- C13** QuickPort Decora™ Inserts
- C14** Decora Telephone & Video
Wallplates & Inserts
- C15** Decora Single-Gang &
Dual-Gang Wallplates
- C16** Renu™ Wallplates & Inserts
- C17** QuickPort Modular
Furniture Products
- C18** Duplex, Round Opening
& Blank Wallplates
- C19** DuraPort™ Industrial Connectivity
- C21** Telephone & Video Wallplates
- C21** Telephone Wall-Phone Jacks
- C22** Round Telephone Inserts
& Surface-Mount Boxes
- C22** Floor-Box Assemblies,
Brackets & Modules
- C23** Multimedia Outlet System (MOS)

COMPATIBILITY CHART

- C25** Jack, Wallplate & Housing
Compatibility Chart

For information on which products may not be available in your region, please contact your local customer service representative for details.

HOUSINGS & WALLPLATES | 86 mm x 86 mm Excella British Standard



A



B



C

EXCELLA WALLPLATE INSERTS & FRAMES

- All one- and two-port inserts include designation windows
- Inserts accept QuickPort™ Jacks (sold separately)
- 86 mm x 86 mm frame size conforms to BS 4662 and BS 5733 electrical box standards
- Inserts are white and ship with white wallplate frame
- Colored frames available separately (see colors and part numbers below)

QUICKPORT™ STAINLESS-STEEL WALLPLATE

- Compatible with all individual QuickPort Jacks and adapters
- Brushed finish to provide corrosion resistance in a non-magnetic material
- 86 mm x 86 mm frame size conforms to BS 4662 and BS 5733 electrical box standards

EXCELLA WALLPLATE INSERTS (BRITISH STANDARD, MIDDLE EAST)

DESCRIPTION	PART NO.
[A] QuickPort Wallplate Insert with ID Window, 1 port	BL186-P1W
QuickPort Wallplate Insert with ID Window, 2 ports	BL186-P2W
QuickPort Wallplate Insert, 4 ports	BL186-P4W
[B] QuickPort Angled Wallplate Insert with ID Window, 1 port	BL186-A1W
QuickPort Angled Wallplate Insert with ID Window, 2 ports	BL186-A2W
Blank Wallplate Insert	BL000-00W

QUICKPORT STAINLESS-STEEL WALLPLATE (BRITISH STANDARD, MIDDLE EAST)


[C] QuickPort Stainless-Steel Wallplate, 2 ports	BI186-S2P
---	-----------

Wallplates sold empty. See pages A8-A9, A12, and B70 for QuickPort Jacks.

Compatibility References:

See pages C25-C26 for jack & housing compatibility.

HOUSINGS & WALLPLATES | UK-Style Wallplates, Back Boxes & Modules



UK-STYLE WALLPLATES, BACK BOXES & MODULES

- Outlet solutions for wall and trunking applications
- Used with select Leviton Snap-In Jacks and QuickPort™ jacks
- UK-style wallplates come with M3.5 mounting screws and are available in both modular or shuttered versions
- Back boxes allow surface-mount applications

GIGAPLUS CAT 5E SLIMLINE SHUTTERED MODULES

- Suitable where internal back box space is limited
- Color-code wiring label included

BRITISH STYLE WALLPLATE INSERTS

- Compatible with QuickPort connectors
- Includes ID window for port designation
- Spring-loaded shutters protect connector while not in use

50 X 50 MM WALLPLATE FIBER MODULES

- For installation poles, wall trunking and back boxes
- Available in LC, SC, single-mode, and multimode

Compatibility References:

See pages C25-C26 for housings, wallplates, and jack compatibility.

WALLPLATES, BACK BOXES & MODULES (UK, INDIA, MIDDLE EAST, AFRICA)

DESCRIPTION	PART NO.
86 x 86 mm Single-Gang Modular Wallplate, white	MMCWDOUNIO30
[A] 86 x 147 mm Double-Gang Modular Wallplate, white	MMCWDOUNIO31
[B] 86 x 86 mm 1- Port Shuttered Wallplate, white	MMCWDOUNIO70
86 x 86 mm 2- Port Shuttered Wallplate, white	MMCWDOUNIO71
12.5 x 50 mm Wallplate Blank, white	MMCWDOUNIO52
25 x 50 mm Wallplate Blank, white	MMCWDOUNIO42
[C] 50 x 50 mm Wallplate Blank, white	MMCWDOUNIO40
[D] 25 x 50 mm Shuttered Wallplate Module, white	MMCWDOUNIO62
[E] 25 x 50 mm Angled Wallplate Module, white	MMCANG0623
44 mm Deep, single-gang back box, white	MMCSGBB44001
32 mm Deep, single-gang back box, white	MMCSGBB32001
44 mm Deep, double-gang back box, white	MMCDGBB44002
[F] 32 mm Deep, double-gang back box, white	MMCDGBB32002

GIGAPLUS CAT 5E SLIMLINE SHUTTERED MODULES

DESCRIPTION	UNSHIELDED	SHIELDED
[G] 50 x 25 mm Slimline Shuttered Module, white	GPCSL062UB03	GPCSL062SB03
50 x 25 mm Angled Slimline Shuttered Module, white	GPCSLA62UB03	—

BRITISH-STYLE WALLPLATE INSERTS

DESCRIPTION	ANGLED	FLAT
[H] British-Style Wallplate Insert, 50 mm x 25 mm, 1 port, flat, white	LI150-AW1*	LI150-1W1*
British-Style Wallplate Insert, 50 mm x 50 mm, 1 port, flat, white	—	LI150-2W1*
British-Style Wallplate Insert, 50 mm x 12.5 mm, blank, flat, white	—	LI150-0W0*

50 X 50 MM FIBER WALLPLATE MODULES (UK, INDIA, MIDDLE EAST, AFRICA)

DESCRIPTION	QUAD	DUPLEX
50 x 50 mm Fiber Wallplate Module, LC multimode, white	FPCANGL4MM3UK	FPCANGLCMM3UK
50 x 50 mm Fiber Wallplate Module, LC single-mode, white	FPCANGL4SM3UK	FPCANGLCSM3UK
50 x 50 mm Fiber Wallplate Module, LC APC single-mode, white	—	FPCANGALSM3UK
50 x 50 mm Fiber Wallplate Module, SC APC single-mode, white	—	FPCANGADSM3UK
50 x 50 mm Fiber Wallplate Module, SC multimode, white	—	FPCANGDCMM3UK
50 x 50 mm Fiber Wallplate Module, SC single-mode, white	—	FPCANGDCSM3UK

* = Not compatible with Exella wallplates.

HOUSINGS & WALLPLATES | Continental Outlets, Wallplates & Modules

Continental Outlets,
Wallplates & Modules

HOUSINGS & WALLPLATES



SNAP-IN-JACK MODULES & ANGLED SNAP-IN-JACK MODULES

- Single and double modules accept Leviton Snap-In Jacks, and are compatible with Mosaic™-style wallplates with a 45 x 45 mm aperture
- 80 x 80 mm wallplate offered in Mosaic-style with 45 x 45 mm aperture

Compatibility References:

See pages C25-C26 for housings, wallplates, and jack compatibility.

FRENCH-STYLE WALLPLATE INSERTS

- Compatible with QuickPort connectors
- Includes ID window for port designation
- Spring-loaded shutters protect connector while not in use

SNAP-IN-JACK MODULES & ANGLED SNAP-IN-JACK MODULES (FRANCE, SPAIN, PORTUGAL)

DESCRIPTION	PART NO.
[A] 1-Port Snap-In-Jack Module, white	MMCUNILGS45001
[B] 2-Port Snap-In-Jack Module, white	MMCUNILGD45001
[C] 1-Port Angled Snap-In-Jack Module 45 x 45 mm, white	MMCANGLGS45002
[D] 2-Port Angled Snap-In-Jack Module 45 x 45 mm, white	MMCANGLGD45002
80 x 80 mm Mosaic-Style Wallplate, white	MMCWDOUNI115
80 x 80 mm Back Box, white	MMCWDOUNI116

FRENCH-STYLE WALLPLATE INSERTS (MIDDLE EAST)

French-Style Wallplate Insert, 45 mm x 22.5 mm, 1 port, flat, white	LI145-1W1*
French-Style Wallplate Insert, 45 mm x 45 mm, 1 port, flat, white	LI145-2W1*
[E] French-Style Wallplate Insert, 45 mm x 45 mm, 2 ports, flat, white	LI145-2W2*
French-Style Wallplate Frame (for use with French-style LI145 inserts only), single-gang, white (special order)	LF145-01W*

* = Not compatible with Excella wallplates.

SPOTLIGHT

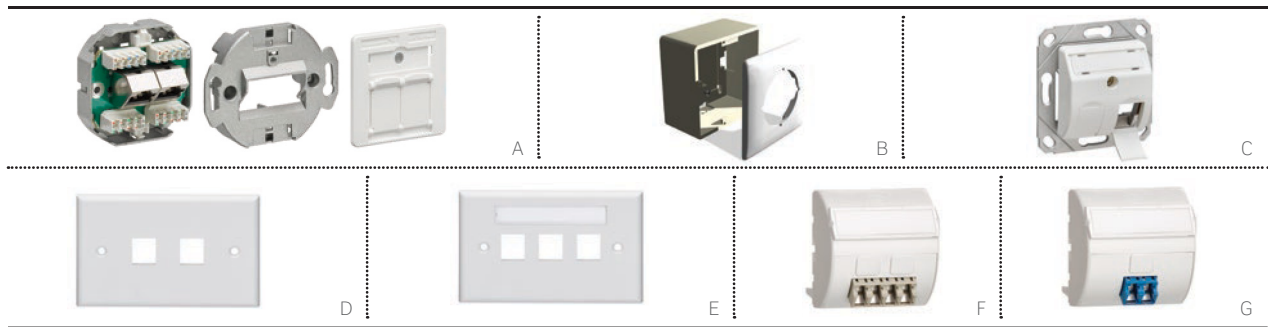
Erasmus Medical Centre Gets an Update



Erasmus MC is the largest university medical center and the second largest hospital in the Netherlands. To meet its goal of becoming one of the top 20 medical institutes in the world, Erasmus MC required a high-performance network infrastructure, and they looked to Leviton for support. The Leviton solutions installed include Cat 6A shielded cable, jacks, and patch cords, as well as single-mode air-blown fiber and pre-terminated OM4 fiber trunk cables.

The new infrastructure allows Erasmus MC to integrate state-of-the-art medical equipment and health care services while accommodating future upgrades, including new digital building applications.

HOUSINGS & WALLPLATES | Continental Outlets, Wallplates & Modules



GERMAN-STYLE OUTLETS

- Shielded Modules can be flush or wall mounted using the 80 x 80 mm Wallplate and Back Box
- 50 x 50 mm Snap-in-Jack Modules have angled design to reduce bending stresses on cable

45 X 45 MM WALLPLATE FIBER MODULES

- For installation poles, wall trunking and back boxes
- Offered in Euro-style (45 x 45 mm) and UK-style (50 x 50 mm, see page C4)
- Available in LC, SC, single-mode, and multimode

ITALIAN-STYLE WALLPLATES

- 2- and 3-port Italian-style wallplates offered in horizontal alignment
- Jacks sold separately

Compatibility References:

See pages C25-C26 for housings, wallplates, and jack compatibility.

GERMAN-STYLE OUTLETS

DESCRIPTION	IVORY	WHITE
1-Port Cat6Plus Cat 6 Shielded Module	18870NA	18870NB
2-Port Cat6Plus Cat 6 Shielded Module	18879NA	[A] 18879NB
80 x 80 mm Wallplate and Back Box	07058GE	[B] 07058GF
1-Port 50 x 50 mm German-Style Snap-in-Jack Module	—	MMCANGDK1453
2-Port 50 x 50 mm German-Style Snap-in-Jack Module	—	[C] MMCANGDK2453
3-Port 50 x 50 mm German-Style Snap-in-Jack Module	—	MMCANGDK3453
80 x 80 mm S95 Type Wallplate	—	18985JW

ITALIAN-STYLE WALLPLATES


DESCRIPTION	PART NO.
2-Port 70 x 115 mm Italian-Style Horizontal Wallplate, white	[D] 41070-2WS
3-Port 70 x 115 mm Italian-Style Horizontal Wallplate with ID Window, white	[E] 42070-3WS

45 X 45 MM FIBER WALLPLATE MODULES (FRANCE, SPAIN, PORTUGAL)

DESCRIPTION	QUAD	DUPLEX
45 x 45 mm Fiber Wallplate Module, LC multimode, white	[F] FPCANGL4MM3	FPCANGLCMM3
45 x 45 mm Fiber Wallplate Module, LC single-mode, white	FPCANGL4SM3	[G] FPCANGLCSM3
45 x 45 mm Fiber Wallplate Module, SC multimode, white	—	FPCANGDCMM3
45 x 45 mm Fiber Wallplate Module, SC single-mode, white	—	FPCANGDCSM3

HOUSINGS & WALLPLATES |

QuickPort™ Surface-Mount & DIN Rail-Mount Boxes



QUICKPORT BOXES, MODULES & ACCESSORIES

- Surface-mount boxes and back boxes have breakouts to match common raceway systems and cable entry
- One-, two-, and four-port surface mounted boxes have been tested to UL 2043 and are suitable for use in air handling (plenum) spaces per NEC 300-22(b)(c)
- Mount with screws or adhesive mounting tape (both provided), or with magnets or modular furniture brackets (sold separately, page C17)
- 1- and 2-port 41089 and 4S089 products work with Leviton shielded or UTP Cat 6A jacks and cable to allow proper bend-radius control (see compatibility matrix (page C26))

QUICKPORT DIN RAIL-MOUNT BOXES

- Provide an ideal network patching location for industrial automation and control panels
- Compatible with standard and low-profile 35 mm symmetrical DIN rails and 32 mm asymmetrical DIN rails
- Accept one QuickPort Decora™ Insert with one, two, three, four, or six ports
- Box depth suitable for Cat 5e or Cat 6 applications

DIN RAIL SNAP-IN JACK MODULE

- Ideal for residential, industrial, and enterprise cabling systems
- Easily snaps onto a DIN rail
- Multiple modules can be aligned horizontally in a row, and angled jacks facilitate improved cord routing

QUICKPORT SURFACE-MOUNT BOXES

DESCRIPTION	WHITE	IVORY	LIGHT ALMOND	GRAY	BLACK
[A] 12-Port Surface-Mount Box, 193 W x 127 D x 28 H mm	41089-12W	41089-12I	—	41089-12G	41089-12E
6-Port Surface-Mount Box, 162 W x 81 D x 27 H mm	41089-6WP	41089-6IP	—	41089-6GP	41089-6EP
4-Port Surface-Mount Box, 121 W x 81 D x 27 H mm	41089-4WP	41089-4IP	—	41089-4GP	41089-4EP
2-Port Surface-Mount Box, 64 W x 56 D x 27 H mm	41089-2WP	41089-2IP	41089-2TP	41089-2GP	41089-2EP
[B] 1-Port Surface-Mount Box, 36 W x 56 D x 27 H mm	41089-1WP	41089-1IP	—	41089-1GP	41089-1EP
[C] 2-Port Surface-Mount Box for Shielded Jacks*, 63 W x 76 D x 30 H mm	4S089-2WP	4S089-2IP	—	—	—
[D] 4-Port Surface-Mount Box for Shielded Jacks*, 142 W x 132 D x 30 H mm	4S089-4WP	4S089-4IP	—	—	—

SINGLE- AND DUAL-GANG SURFACE-MOUNT BACK BOXES

[E] Single-Gang Standard Back Box, 75 W x 48 D x 120 H mm	42777-1WA	42777-1IA	—	42777-1GA	42777-1EA
Single-Gang Shallow Back Box, 75 W x 37 D x 120 H mm	42777-1WB	42777-1IB	—	42777-1GB	42777-1EB
Dual-Gang Standard Back Box, 121 W x 48 D x 120 H mm	42777-2WA	42777-2IA	—	42777-2GA	42777-2EA
Dual-Gang Shallow Back Box, 121 W x 37 D x 120 H mm	42777-2WB	42777-2IB	—	42777-2GB	42777-2EB


QUICKPORT DIN RAIL-MOUNT BOXES

DESCRIPTION	PART NO.
[F] DIN Rail-Mount Box, with 6-port QuickPort Decora Insert [^]	41089-6DN
[G] DIN Rail-Mount Box, Empty	41089-0DN

DIN RAIL SNAP-IN JACK MODULE


[H] 1-Port DIN Rail Snap-In Jack Module, light gray	MMCDINSJUS8
--	-------------

* = For shielded jacks and large bend-radius cables ^ = QuickPort Jacks not included



Compatibility References:
See pages C25-C26 for jack & housing compatibility.

HOUSINGS & WALLPLATES | QuickPort™ In-Ceiling Brackets, Floorbox Brackets and Modules



IN-CEILING BRACKET

- Creates a testable permanent link for cabling that terminates above a drop ceiling without a wallplate
- Brackets available individually or with pre-installed multi-function clip that attaches to standard drop wire or rod
- VELCRO® Brand tie-down points accommodate cabling slack loops (sold separately, see pages D8-D9)
- Plenum-rated QuickPort one-, two-, and four-port surface-mount boxes (sold separately) attach to brackets and are ideal for use in drop ceiling areas

IN-WALL BRACKET

- Helps create a testable permanent link for cabling that terminates in the wall without using a traditional wallplate
- Provides a stable mounting surface for jacks that is recessed behind the wall surface
- Ideal for Ethernet-enabled devices — such as WAPs, cameras, or clocks — that mount to electrical or low-voltage boxes or directly to the wall
- Available as a set of five brackets, or individually kitted with a single-gang wallplate mounting bracket

FLOORBOX BRACKETS & MODULES

- Floorbox modules and blanks clip into a 1.0-2.0 millimeter thick plate with a standard 22 x 37 millimeter floorbox cut-out
- Modules available in angled and unshielded

QUICKPORT IN-WALL & IN-CEILING BRACKETS


DESCRIPTION	PART NO.
[A] QuickPort In-Ceiling Bracket, includes clip for drop wire/rod mounting	49223-CBC
[B] QuickPort In-Ceiling Bracket, no clip	49223-CB0
[C] QuickPort In-Wall Brackets (set of 5)	49223-BA5
[D] QuickPort In-Wall Bracket Kit, includes bracket and single-gang Wallplate Mounting Bracket	49223-BAK

FLOORBOX BRACKETS & MODULES (LJ6C-Style)

6-Port Floorbox Bracket, white	MMCFBBSIJ645U
9-Port Floorbox Bracket, white	MMCFBBSIJ945U
[E] 25 x 38 mm Shuttered Floorbox Module, white	MMCWDO06C001
[F] 25 x 38 mm Angled Shuttered Floorbox Module, white	MMCANG06C3
[G] 25 x 38 mm Floorbox Blank, white	MMCBLK06C3
25 x 38 mm Slimline Shuttered Module, unshielded, white	GPCSL06CUB03

WALLPLATE INSERTS (LJ6C-STYLE)

LJ6C-Style Wallplate Insert, 38 mm x 25 mm, 1 port, flat, white	LI137-1W1
LJ6C-Style Wallplate Insert, 38 mm x 25 mm, 1 port, angled, white	LI137-AW1




WALLPLATE ACCESSORIES

DESCRIPTION	PART NO.
[H] Wallplate Mounting Brackets, single-gang, bag of 2	C0224-000
Wallplate Mounting Bracket, single-gang, bag of 10	C0224-0CP



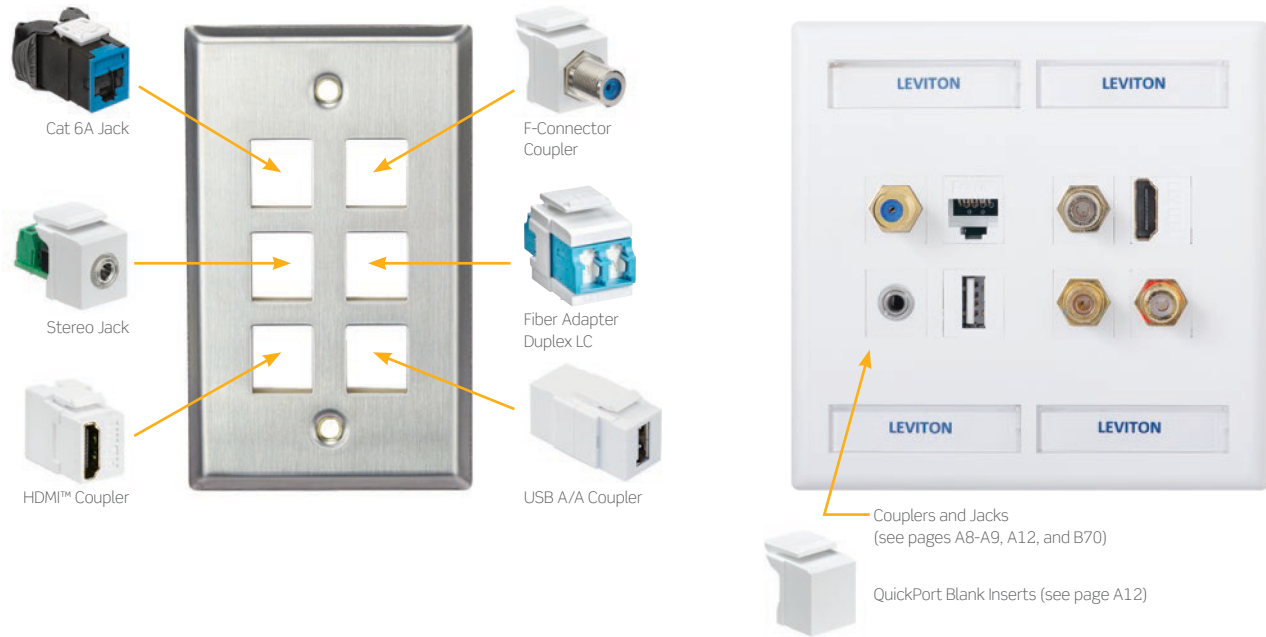
QuickPort In-Ceiling Bracket loaded with Atlas-X1™ Cat 6A QuickPort Jacks



Two In-Wall Brackets

QUICKPORT™ WALLPLATES

The QuickPort System allows you to create the perfect mix of voice, data, video, and audio connections. Category-rated copper, fiber, and AV QuickPort jacks are compatible with any QuickPort wallplate or insert.



QUICKPLATE™ TEMPO WALLPLATES WITH ID WINDOWS


QuickPlate Tempo wallplates allow for fast, one-step installations. They feature patented rear wings that tighten the wallplate to wallboard, eliminating the need for a box or mounting brackets.



WATCH: INSTALLATION VIDEOS



Leviton.com/ns/videos
"How to Install a QuickPlate Tempo Wallplate"



QUICKPORT STANDARD PLASTIC WALLPLATES

- Compatible with all QuickPort Jacks and Couplers
- Manufactured from ABS plastic for superior resistance to impact, chemicals, and solvents, as compared to other plastics
- Fits NEMA openings and accommodates low-voltage box eliminators for a flush mount
- cULus Listed, fire-retardant material rated UL 94V-0
- ID windows aid in port identification
- Country of origin: USA

SINGLE-GANG QUICKPLATE TEMPO WALLPLATES WITH ID WINDOWS

- Patented rear wings tighten wallplate to wallboard, eliminating the need for a box or mounting brackets and creating a fast, one-piece installation
- Wings accommodate wallboard thickness of 5/8 inch or less
- ID windows act as marking template for cutting hole in wallboard
- cULus Listed, fire-retardant plastic rated UL 94V-0
- Country of origin: USA

Compatibility References: See pages C25-C26 for jack, wallplate & housing compatibility.

[A] QUICKPORT SINGLE-GANG WALLPLATES

DESCRIPTION	WHITE	LT. ALMOND	IVORY	GRAY	BLACK	BROWN
6-Port Wallplate	41080-6WP	41080-6TP	41080-6IP	41080-6GP	41080-6EP	41080-6BP
4-Port Wallplate	41080-4WP	41080-4TP	41080-4IP	41080-4GP	41080-4EP	41080-4BP
3-Port Wallplate	41080-3WP	41080-3TP	41080-3IP	41080-3GP	41080-3EP	41080-3BP
2-Port Wallplate	41080-2WP	41080-2TP	41080-2IP	41080-2GP	41080-2EP	41080-2BP
1-Port Wallplate	41080-1WP	41080-1TP	41080-1IP	41080-1GP	41080-1EP	41080-1BP

[B] QUICKPORT SINGLE-GANG WALLPLATES WITH ID WINDOWS

6-Port Wallplate	42080-6WS	42080-6TS	42080-6IS	42080-6GS	42080-6ES	—
4-Port Wallplate	42080-4WS	42080-4TS	42080-4IS	42080-4GS	42080-4ES	—
3-Port Wallplate	42080-3WS	42080-3TS	42080-3IS	42080-3GS	42080-3ES	—
2-Port Wallplate	42080-2WS	42080-2TS	42080-2IS	42080-2GS	42080-2ES	—
1-Port Wallplate*	42080-1WS	42080-1TS	42080-1IS	42080-1GS	42080-1ES	—

[C] QUICKPLATE TEMPO SINGLE-GANG WALLPLATES WITH ID WINDOWS

2-Port Wallplate	42090-2WS	—	—	—	—	—
4-Port Wallplate	42090-4WS	—	—	—	—	—


[D] QUICKPORT DUAL-GANG WALLPLATES WITH ID WINDOWS


12-Port Wallplate	42080-12W	42080-12T	42080-12I	42080-12G	42080-12E	—
8-Port Wallplate	42080-8WP	42080-8TP	42080-8IP	42080-8GP	42080-8EP	—
6-Port Wallplate	42080-6WP	42080-6TP	42080-6IP	42080-6GP	42080-6EP	—
4-Port Wallplate	42080-4WP	42080-4TP	42080-4IP	42080-4GP	42080-4EP	—
3-Port Wallplate	42080-3WP	42080-3TP	42080-3IP	42080-3GP	42080-3EP	—
2-Port Wallplate†	42080-2WP	42080-2TP	42080-2IP	42080-2GP	42080-2EP	—
1-Port Wallplate†	42080-1WP	42080-1TP	42080-1IP	42080-1GP	42080-1EP	—

Wallplates are sold empty. See pages A8-A9, A12, and B70 for QuickPort jacks.

* = Single-gang 1-Port Wallplate has only one ID window on top.

† = Dual-gang 1- and 2-Port Wallplates have only two ID windows on top.





QUICKPORT STAINLESS-STEEL WALLPLATES

Dimensions can be found at Leviton.com

- Compatible with all QuickPort Couplers and Jacks, including shielded
- Manufactured from 304 stainless steel in a brushed finish to provide corrosion resistance in a non-magnetic material
- Available in single- and dual-gang, with or without ID windows
- Angled wallplate ports facilitate proper front and rear cable-bend radius
- ID window wallplates include slotted mounting holes to help level the plate if the backbox is crooked
- Wall-phone wallplates are available in flush and recessed options to accommodate various phone styles
- cULus Listed

[A] QUICKPORT SINGLE-GANG STAINLESS-STEEL WALLPLATES

DESCRIPTION	1-PORT	2-PORT	3-PORT	4-PORT	6-PORT
Standard	43080-1S1	43080-1S2	43080-1S3	43080-1S4	43080-1S6
With ID Windows	43080-1L1	43080-1L2	43080-1L3	43080-1L4	43080-1L6

[B] QUICKPORT DUAL-GANG STAINLESS-STEEL WALLPLATES

DESCRIPTION	2-PORT	4-PORT	6-PORT	8-PORT	12-PORT
Standard	43080-2S2	43080-2S4	43080-2S6	43080-2S8	43080-S12
With ID Windows	—	43080-2L4	—	43080-2L8	—

QUICKPORT ANGLED STAINLESS-STEEL WALLPLATES WITH ID WINDOWS

DESCRIPTION	2-PORT	4-PORT	8-PORT
Angled Wallplate with ID Windows, single gang	43081-1L2	43081-1L4	—
Angled Wallplate with ID Windows, dual gang	—	[C] 43081-2L4	43081-2L8

QUICKPORT STAINLESS-STEEL WALL-PHONE WALLPLATES

DESCRIPTION	PART NO.
[D] Stainless-Steel Wall-Phone Wallplate	4108W-OSP
[E] Stainless-Steel Wall-Phone Wallplate, recessed	4108W-1SP

LABELS

Label Kit for QuickPort Stainless-Steel Wallplates*	43080-IDW
Pre-printed Port Labels, black ink, 10 sheets per package	41080-LEB

IDENTIFICATION WINDOWS


Identification Window for QuickPlate™ Tempo and Plastic QuickPort Wallplates	42080-SCx
Identification Window for QuickPort Stainless-Steel and Angled Wallplates	42081-IDx°

See pages A8-A9, A12, and B70 for QuickPort Jacks.

* = Also applicable to ID window wallplates on page D6. See page A36 for Work-Area Labeling Solutions.

x = Colors: White (W), Ivory (I), Light Almond (T), Gray (G), Black (E).

° = Not available in gray.



QUICKPORT ANGLED, MIDWAY, LARGE JACK & HORIZONTAL WALLPLATES

- Angled and large jack wallplates are made from high-quality ABS plastic, which provides superior resistance to impacts, chemicals, and solvents as compared to other plastics
- Angled wallplates facilitate optimal cable management and ensure proper bend radius in front and back of jack
- Midway wallplates are durable nylon with a smooth finish and help hide irregular drywall cuts or flaws around outlets
- Large jack wallplates feature increased vertical spacing between ports
- cULus Listed, fire-retardant material rated UL 94V-0
- Horizontal wallplate options include single-gang 2-port and a 3-port with an ID window

Compatibility References: See pages C25-C26 for jack, wallplate & housing compatibility.

QUICKPORT ANGLED SINGLE-GANG WALLPLATES


DESCRIPTION	WHITE	LT. ALMOND	IVORY	BLACK	BROWN
4-Port Wallplate	41081-4WP	41081-4TP	41081-4IP	—	—
[A] 2-Port Wallplate	41081-2WP	41081-2TP	41081-2IP	—	—
4-Port Wallplate, with ID windows	42081-4WS	42081-4TS	42081-4IS	42081-4ES	—
2-Port Wallplate, with ID windows	42081-2WS	42081-2TS	42081-2IS	—	—
1-Port Wallplate, with ID windows	42081-1WS	42081-1TS	42081-1IS	—	—

QUICKPORT MIDWAY SINGLE-GANG WALLPLATES


6-Port Wallplate	41091-6WN	41091-6TN	41091-6IN	—	41091-6BN
[B] 4-Port Wallplate	41091-4WN	41091-4TN	41091-4IN	—	41091-4BN
3-Port Wallplate	41091-3WN	41091-3TN	41091-3IN	—	41091-3BN
2-Port Wallplate	41091-2WN	41091-2TN	41091-2IN	—	41091-2BN
1-Port Wallplate	41091-1WN	41091-1TN	41091-1IN	—	41091-1BN

[C] QUICKPORT SINGLE-GANG WALLPLATES FOR LARGE JACKS

4-Port Wallplate	41080-4WL	41080-4TL	41080-4IL	—	—
2-Port Wallplate	41080-2WL	41080-2TL	41080-2IL	—	—
4-Port Wallplate, with ID windows	42080-4WL	42080-4TL	42080-4IL	—	—
2-Port Wallplate, with ID windows	42080-2WL	42080-2TL	42080-2IL	—	—



HOUSINGS & WALLPLATES | QuickPort™ Decora™ Inserts



QUICKPORT DECORA & DUPLEX INSERTS

- Combine voice, data, and AV couplers and jacks in popular Decora wallplate formats
- Compatible with all QuickPort Couplers and Jacks
- Compatible with Decora Plus wallplates when used with standard NEMA back boxes and electrical boxes that sit flush or are slightly recessed in the wall (not compatible with Decora Plus wallplates when used with low-voltage box eliminators)
- Passthrough brush insert provides a clean, professional appearance when cables need to pass through a wall opening




Inserts fit Decora Wallplates found on page C15.

QUICKPORT DECORA MULTIMEDIA INSERTS

DESCRIPTION	WHITE	LT. ALMOND	IVORY	GRAY	BLACK	BROWN
[A] 6-Port Insert	41646-00W	41646-00T	41646-00I	41646-0GY	41646-00E	41646-00B
[B] 4-Port Insert	41644-00W	41644-00T	41644-00I	41644-0GY	41644-00E	41644-00B
[C] 3-Port Insert	41643-00W	41643-00T	41643-00I	41643-0GY	41643-00E	41643-00B
[D] 2-Port Insert	41642-00W	41642-00T	41642-00I	41642-0GY	41642-00E	41642-00B
[E] 1-Port Insert	41641-00W	41641-00T	41641-00I	41641-0GY	41641-00E	41641-00B
Blank Insert	80414-00W	80414-00T	80414-00I	80414-0GY	80414-00E	80414-00B
[F] Brush Insert, Passthrough	41075-DBW*	—	—	—	41075-DBE*	—

Inserts A-F are sold empty. See pages A8-A9, A12, and B70 for QuickPort Jacks.
 * = Brush color is white for 41075-DBW and black for 41075-DBE, only brush is visible when installed.



See page A46 for Work-Area Labeling Solutions.

Compatibility References:
 See pages C25-C26 for jack, wallplate & housing compatibility.

SPOTLIGHT Multimedia Outlet System




The Leviton Multimedia Outlet System (MOS) is a front-loading solution providing a clean and flexible way to integrate voice, data, audio and video into one wallplate or surface-mount box.

Ideal for applications like healthcare, education, enterprise and government buildings, the front-loading capability makes the system easy to install, maintain and update. Changes are made without removing the wallplate from the wall, and all wiring and cabling is done from the front side of the wallplate.

MOS consists of surface-mount boxes and single-, dual-, and triple-gang wallplates that accept a variety of copper, fiber, and AV modules. Install any combination of connectors including QuickPort Jacks and larger AV modules such as 3-port composite/component RCA, HD-15 couplers and fiber modules.

See the full array of MOS options on pages C23-C24.



DECORA TELEPHONE & VIDEO WALLPLATES

- 6P4C models feature lead-frame design for improved reliability and simple installation
- Decora inserts are compatible with Decora wallplates and Decora Plus screwless wallplates
- Decora wallplate assemblies include a Decora insert and matching Decora wallplate
- Decora Kits include a one- or two-port QuickPort™ Decora insert and snap-in USOC or F-connector QuickPort Couplers
- Inserts, assemblies, and kits are cULus Listed and rated UL 94V-0



Inserts fit Decora Wallplates found on page C15.

DECORA STANDARD TELEPHONE & VIDEO WALLPLATE ASSEMBLIES (WALLPLATE INCLUDED)

DESCRIPTION	WHITE	LT. ALMOND	IVORY	GRAY	BLACK	BROWN
[A] Wall Jack, 6P4C + 6P4C	40144-00W	—	—	—	—	—
[B] Wall Jack, 6P4C + F-connector	40159-00W	—	—	—	—	—

DECORA TELEPHONE & VIDEO INSERTS (WALLPLATE NOT INCLUDED)

[C] Wall Jack, 6P4C	40649-00W	40649-00T	40649-00I	40649-0GY	40649-00E	40649-000
[D] Wall Jack, 6P4C + F-connector	40659-00W	—	—	—	—	—
[E] Wall Jack, F-connector	40681-00W	40681-00T	40681-00I	40681-0GY	—	40681-00B
[F] Wall Jack, F-connector + F-connector	40682-00W	—	—	—	—	—

DECORA TELEPHONE & VIDEO INSERT KITS (WALLPLATE NOT INCLUDED)

Wall Jack, 6P6C (QuickPort insert with snap-in jack)	41638-00W	41638-00T	41638-00I	41638-0GY	41638-00E	—
Wall Jack, 6P6C + F-connector (QuickPort insert with snap-in jack and snap-in F-connector)	41658-00W	—	41658-00I	—	—	—

SPOTLIGHT


VXC™ Coupler



The Leviton VXC Coupler is a cost-effective solution for installing WAPs, cameras, or other IoT devices. The coupler connects two pieces of Cat 6A cabling, giving integrators the ability to install and test a permanent link or MPTL, while keeping the flexibility to fine-tune the placement of the final device. It creates a durable connection without the need for punchdown or other proprietary tools.

See page A31 for details.

HOUSINGS & WALLPLATES | Decora™ Single-Gang & Dual-Gang Wallplates



DECORA WALLPLATES

- Accepts a variety of inserts for voice, data, and video applications
- Smooth face and rounded edges resist dust accumulation
- Accent any wall covering with wide selection of colors


Numerous additional configurations are available; call +1 (425) 486 2222 or visit Leviton.com for more information.

DECORA SINGLE-GANG WALLPLATES

DESCRIPTION	WHITE	LT. ALMOND	IVORY	GRAY	BLACK	BROWN	STAINLESS
[A] Decora, standard size, urea	80401-00W	80401-00T	80401-00I	80401-0GY	80401-00E	80401-000	—
Decora, standard size, nylon	80401-0NW	80401-0NT	80401-0NI	80401-0NGY	80401-0NE	80401-00N	—
[B] Decora, standard size, stainless	—	—	—	—	—	—	84401-040
[C] Decora, midway, urea	80601-00W	80601-00T	80601-00I	—	—	80601-000	—
Decora, midway, nylon	0PJ26-00W	0PJ26-00T	0PJ26-00I	0PJ26-0GY	0PJ26-00E	0PJ26-000	—

DECORA DUAL-GANG WALLPLATES

[D] Decora, standard size, urea	80409-00W	80409-00T	80409-00I	80409-0GY	80409-00E	80409-000	—
Decora, standard size, nylon	80409-0NW	80409-0NT	80409-0NI	80409-0NGY	80409-0NE	80409-00N	—
[E] Decora, standard size, stainless	—	—	—	—	—	—	84409-040
[F] Decora, midway, urea	80609-00W	80609-00T	80609-00I	—	—	80609-000	—
Decora, midway, nylon	PJ262-00W	PJ262-00T	PJ262-00I	PJ262-0GY	PJ262-00E	PJ262-000	—



SPOTLIGHT

Dubai Roads & Transit Authority



Dubai's Roads & Transit Authority (RTA) manages everything from public buses, taxis, boats, and trains to road construction and traffic engineering. When they built a new headquarters, they chose Leviton for their structured cabling solutions. These included:

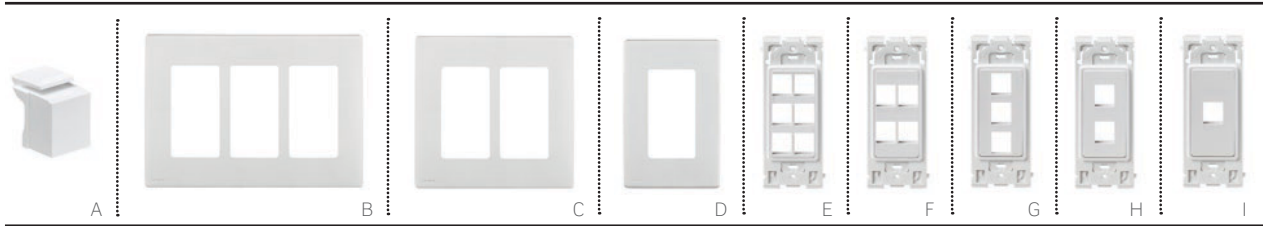
- eXtreme™ Jacks and patch cords
- VertiGO™ Zero-U and QuickPort™ patch panels
- QuickPort Wallplates
- Opt-X SDX 2000i Rack-Mount Fiber Enclosure System
- MTP and LC pre-terminated trunks, and LC patch cords

Not only did the project go smoothly, it won awards from *Network World Middle East*, and the RTA was awarded Network Cabling Project of the Year.

HOUSINGS & WALLPLATES | Renu™ Wallplates & Inserts



Mix and match for an upscale finish to your project.



Renu Wallplates snap on and off Renu Inserts quickly and easily with no tools, simplifying installation and ongoing maintenance. Choose from wallplates and inserts in White on White, Navajo Sand, Onyx Black, and Stainless Appearance. They are ideal for boardrooms, executive offices, and other applications requiring a high-end finish.


RENU WALLPLATES AND INSERTS

- Screwless wallplates easily snap onto any Renu insert or device
- Inserts accept all QuickPort™ Couplers and Jacks
- Slightly larger size covers wall imperfections
- Tongue- and groove-design simplifies alignment in multi-gang installations
- Adapter ring allows use of Decora™ device with Renu wallplates
- Available in four standard colors to coordinate with the commercial-grade QuickPort line (White on White, Navajo Sand, Onyx Black, and Stainless Appearance)
- Additional wallplate colors for switches, dimmers, and outlets available; visit Leviton.com/redu
- cULus Listed
- One-year limited warranty

Compatibility References: See pages C25-C26 for jack, wallplate & housing compatibility.

RENU WALLPLATES & INSERTS

DESCRIPTION	WHITE ON WHITE	NAVAJO SAND	ONYX BLACK	STAINLESS APPEARANCE
[A] Snap-In Blank Module	RE640-BWW	RE640-NSB	RE640-OB	—
Four-Gang Wallplate	REWP4-0WW	REWP4-0NS	REWP4-0OB	—
[B] Three-Gang Wallplate	REWP3-0WW	REWP3-0NS	REWP3-0OB	—
[C] Dual-Gang Wallplate	REWP2-0WW	REWP2-0NS	REWP2-0OB	REWM2-ST
[D] Single-Gang Wallplate	REWP1-0WW	REWP1-0NS	REWP1-0OB	REWM1-ST
[E] 6-Port Insert	RE640-WW6	RE640-NS6	RE640-OB6	—
[F] 4-Port Insert	RE640-WW4	RE640-NS4	RE640-OB4	—
[G] 3-Port Insert	RE640-WW3	RE640-NS3	RE640-OB3	—
[H] 2-Port Insert	RE640-WW2	RE640-NS2	RE640-OB2	—
[I] 1-Port Insert	RE640-WW1	RE640-NS1	RE640-OB1	—
Adapter Ring for Decora	REA00-0OW	REA00-0NS	REA00-0OB	—



HOUSINGS & WALLPLATES | QuickPort™ Modular Furniture Products



A



B-D



E



F

QUICKPORT MODULAR FURNITURE PRODUCTS

- Simple snap-in installation and attractive streamlined appearance
- Furniture wallplates accept QuickPort Couplers and Jacks and snap easily and snugly into standard modular furniture
- Modular Furniture Brackets facilitate installation of Leviton surface-mount boxes or wallplates with back boxes

Compatibility References:
See pages C25-C26 for jack, wallplate & housing compatibility.

MAGNETS AND MODULAR FURNITURE BRACKETS

DESCRIPTION	PART NO.
(Use one magnet for 2-port surface-mount housing. Use two magnets for 4-, 6-, 12-port, and MOS surface-mount housing and single- and dual-gang surface-mount back boxes.)	
[A] Set of 4 Magnets	41030-SMJ


MODULAR FURNITURE BRACKETS

[B] Series 9000™, Haworth™, Inc., Knoll Associates, Inc., Allsteel™, Westinghouse Electric Corp., and Teknion Furniture Systems, Inc.	49222-BLK
[C] Ethospace™ and Avenir™	49222-ESP
[D] Action Office™	49222-HAO

QUICKPORT MODULAR FURNITURE WALLPLATES

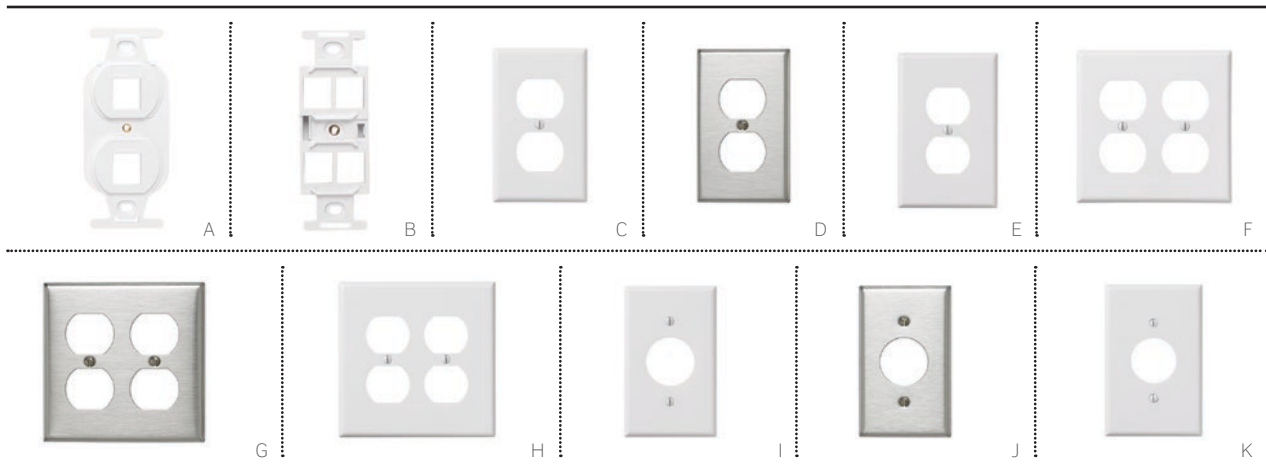
DESCRIPTION	WHITE	IVORY	GRAY	BLACK
2-Port Standard Depth*	49910-SW2	49910-SI2	49910-SG2	49910-SE2
[E] 4-Port Standard Depth with 1 QuickPort Blank*	49910-SW4	49910-SI4	49910-SG4	49910-SE4
4-Port Extended Depth with 1 QuickPort Blank*	49910-EW4	49910-EI4	49910-EG4	49910-EE4
2-Port Herman Miller, Inc.†	49910-HW2	49910-HI2	49910-HG2	49910-HE2
[F] 4-Port Herman Miller, Inc. with 1 QuickPort Blank†	49910-HW4	49910-HI4	49910-HG4	49910-HE4

* = Fits openings of approximately 1.38" x 2.63" to 2.98"
† = Fits openings of approximately 1.88" x 2.98"



Standard- and extended-depth wallplates are compatible when used with Herman Miller, Inc. G1189A Reducer, available from Herman Miller, Inc. dealers.

HOUSINGS & WALLPLATES | Duplex, Round Opening & Blank Wallplates



DUPLEX & ROUND OPENING WALLPLATES

- Standard 106-style duplex receptacle wallplates accept QuickPort™ footprint inserts with either two or four openings
- Round opening wallplates accept 110-style or screw terminal inserts (see page C22)
- Stainless wallplates are constructed of type 302 stainless steel

Compatibility References:

See pages C25-C26 for jack, wallplate & housing compatibility.

QUICKPORT DECORA TYPE 106 DUPLEX INSERTS

DESCRIPTION	WHITE	LT. ALMOND	IVORY	GRAY	BLACK	BROWN	STAINLESS
[A] 2-Port Duplex Insert	41087-2WP	41087-2TP	41087-2IP	41087-2GP	41087-2EP	—	—
[B] 4-Port Duplex Insert	41087-QWP	41087-QTP	41087-QIP	41087-QGP	41087-QEP	—	—

DUPLEX SINGLE-GANG WALLPLATES

[C] Duplex, standard size, urea	88003-000	78003-000	86003-000	87003-000	—	85003-000	—
Duplex, standard size, nylon	80703-00W	—	80703-00I	80703-0GY	80703-00E	80703-000	—
[D] Duplex, standard size, stainless	—	—	—	—	—	—	84003-040
[E] Duplex, midway, urea	80503-00W	80503-00T	80503-00I	—	—	80503-000	—
Duplex, midway, nylon	00PJ8-00W	00PJ8-00T	00PJ8-00I	00PJ8-0GY	00PJ8-00E	00PJ8-000	—

DUPLEX DUAL-GANG WALLPLATES


[F] Duplex, standard size, urea	88016-000	78016-000	86016-000	87016-000	—	85016-000	—
Duplex, standard size, nylon	80716-00W	80716-00T	80716-00I	80716-0GY	80716-00E	80716-000	—
[G] Duplex, standard size, stainless	—	—	—	—	—	—	84016-040
[H] Duplex, midway, urea	80516-00W	80516-00T	80516-00I	—	—	80516-000	—
Duplex, midway, nylon	0PJ82-00W	0PJ82-00T	0PJ82-00I	0PJ82-0GY	0PJ82-00E	0PJ82-000	—

ROUND OPENING SINGLE-GANG WALLPLATES

[I] Round Opening, stnd size, urea	88004-000	78804-000	86004-000	—	—	85004-000	—
Round Opening, stnd size, nylon	80704-00W	80704-00T	80704-00I	80704-0GY	80704-00E	80704-000	—
[J] Round Opening, stnd size, stainless	—	—	—	—	—	—	84004-040
[K] Round Opening, midway, urea	80504-00W	80504-00T	80504-00I	—	—	80504-000	—
Round Opening, midway, nylon	00PJ7-00W	00PJ7-00T	00PJ7-00I	—	—	—	—

SINGLE & DUAL GANG BLANK WALLPLATES

Single Gang Blank Wallplate	88014-000	78014-000	86014-000	87014-000	—	85014-000	84014-040
Dual Gang Blank Wallplate	88025-000	78025-000	86025-000	87025-000	—	85025-000	84025-040



DURAPORT JACK HOUSING

- Twist-lock mating allows for easy installation and provides a robust seal
- Compatible with all Atlas-X1 and eExtreme™ QuickPort™ Jacks (sold separately)
- Captive cap with retainer protects and seals unused ports

DURAPORT STAINLESS-STEEL WALLPLATE

- Patented overmolded gasket on wallplates provides a watertight fit
- Safeguards network in severe conditions and resists moisture, dust, corrosion, acids, oils, and vibration
- Provides a complete seal without o-rings
- Compatible with standard NEMA boxes
- Help position and retain screws during installation

DURAPORT OUTLET KIT

- DuraPort components assembled for added convenience
- Kits include jack housing, jack cap, and stainless-steel wallplate
- Patch cords and QuickPort Jacks are sold separately

DURAPORT PATCH CORDS

- Available in industrial plug to industrial plug, and industrial plug to RJ-45 plug configurations
- Cat 6A shielded and Cat 6 UTP available in 3' to 50' lengths, black
- Compatible with Leviton heavy duty Weatherproof Boxes, available in single-gang (1GM53, 1GM73) and two-gang (2GM53, 2GM55, 2GM73, 2GM75) configurations



PROTECTION AGAINST SOLID OBJECTS

0	None
1	Solid objects larger than 50 mm
2	Solid objects larger than 12.5 mm
3	Solid objects larger than 2.5 mm
4	Solid objects larger than 1.0 mm
5	Dust
6	Dust tight

PROTECTION AGAINST WATER

0	None
1	Vertically falling water drops
2	Vertically falling water drops (up to 15° angle)
3	Spraying water
4	Splashing water
5	Water jets
6	Powerful water jets
7	Temporary immersion in water
8	Continuous immersion in water

IP67-RATED INGRESS PROTECTION

IP ratings are based on International Standard IEC 60529. All DuraPort products are IP67 rated as highlighted in the charts above.

DURAPORT INDUSTRIAL JACK HOUSINGS

DESCRIPTION	PART NO.
[A] Housing with Cap (jack sold separately)	D6700-00E
Cap (housing not included)	D6701-00E

DURAPORT INDUSTRIAL STAINLESS-STEEL WALLPLATES

[B] Industrial Wallplate, stainless steel, 1-port, single-gang	D6710-1S1
[C] Industrial Wallplate, stainless steel, 2-port, single-gang	D6710-1S2
[D] Industrial Wallplate, stainless steel, 2-port, dual-gang	D6710-2S2
[E] Industrial Wallplate, stainless steel, 4-port, dual-gang	D6710-2S4

DURAPORT INDUSTRIAL PATCH CORDS, CAT 6

[F] DuraPort Plug to DuraPort Plug	D6720-xxE
[G] DuraPort Plug to RJ-45 Plug	D6721-xxE

DURAPORT INDUSTRIAL PATCH CORDS, CAT 6A SHIELDED*

DuraPort Plug to DuraPort Plug	D6722-xxE
DuraPort Plug to RJ-45 Plug	D6723-xxE

DURAPORT INDUSTRIAL OUTLET KITS

Industrial Outlet Kit, stainless steel, 1-port, single-gang	D670K-1S1
[H] Industrial Outlet Kit, stainless steel, 2-port, single-gang	D670K-1S2
Industrial Outlet Kit, stainless steel, 2-port, dual-gang	D670K-2S2
[I] Industrial Outlet Kit, stainless steel, 4-port, dual-gang	D670K-2S4

xx = Length in feet. 03, 05, 07, 10, 15, 20, 50

* = Cat 6A also available in 35 ft. length: 35

SPOTLIGHT

QuickPort™ DIN Rail-Mount Boxes




Compact QuickPort DIN Rail-Mount Boxes are ideal for network patching inside industrial automation and control panels. The boxes are available empty or with a Leviton 6-Port QuickPort Decora™ insert installed, and can be opened to install other QuickPort Decora inserts. The back panel of each box can be configured to allow cable access at either the top or bottom, increasing flexibility within tight-control enclosures. The box depth is suitable for Cat 5e and Cat 6 jacks.

Learn more on page C7.

Compatibility References:

See pages C25-C26 for jack, wallplate & housing compatibility.

HOUSINGS & WALLPLATES | Telephone & Video Wallplates



TELEPHONE & VIDEO WALLPLATES

- Provide quick at-the-wall connections for RJ-11 telephone and F-connection video applications
- High-quality ABS plastic or nylon, which provides superior resistance to impacts, chemicals, and solvents as compared to other plastics
- Midway wallplates hide irregular drywall cuts or flaws around outlets
- cULus Listed, fire-retardant material rated UL 94V-0

TELEPHONE WALL-PHONE JACKS

- Wall-phone jacks available in 4- or 6-conductor models
- Screw terminal or quick-connect termination options
- Quick-connect products include plastic punchdown tool

STANDARD TELEPHONE & VIDEO WALLPLATES

DESCRIPTION	WHITE	LT. ALMOND	IVORY	BROWN
[A] Wall Jack, 6P4C	40249-00W	40249-00T	40249-00I	—
[B] Wall Jack, 6P4C + 6P4C	40244-00W	40244-00T	40244-00I	—
[C] Wall Jack, 6P4C + F-connector	40259-00W	40259-00T	40259-00I	—
[D] Wall Jack, F-connector, nylon	80781-00W	80781-00T	80781-00I	—
[E] Wall Jack, F-connector + F-connector	80782-00W	80782-00T	80782-00I	—
Wall Jack, 6P6C	40238-00W	—	—	—
Wall Jack, 6P6C + F-connector	40258-00W	—	—	—

MIDWAY TELEPHONE & VIDEO WALLPLATES (NYLON)

[F] Wall Jack, 6P4C	40539-PMW	40539-PMT	40539-PMI	40539-PMB
[G] Wall Jack, 6P4C + F-connector	40539-CMW	40539-CMT	40539-CMI	40539-CMB
[H] Wall Jack, F-connector	40539-OMW	40539-OMT	40539-OMI	40539-OMB

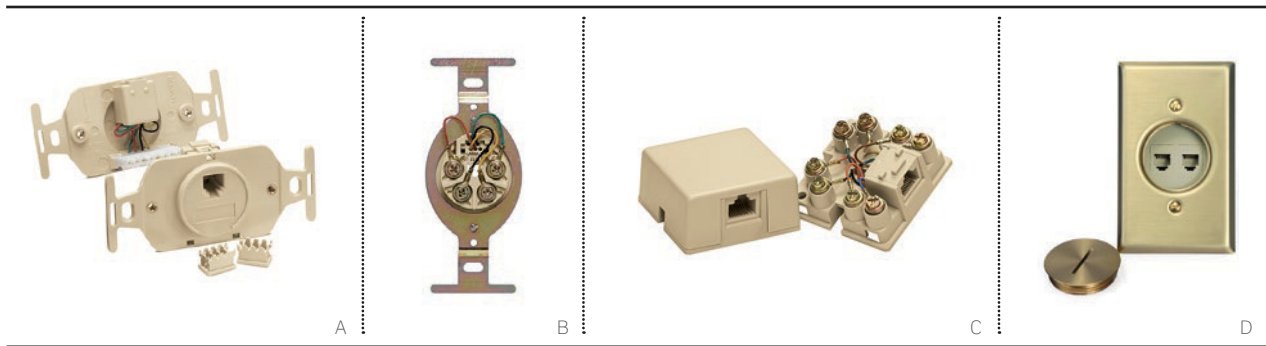
WALL-PHONE JACK WALLPLATES - 110-STYLE

DESCRIPTION	WHITE	LT. ALMOND	IVORY	STAINLESS
[I] Wall-Phone Jack, 6P4C quick-connect, plastic with metal base	40253-00W	40253-00T	40253-00I	—
[J] Wall-Phone Jack, 6P4C quick-connect, stainless with metal base	—	—	—	40223-00S

WALL-PHONE JACK WALLPLATES - SCREW TERMINAL

[K] Wall-Phone Jack, 6P4C screw terminal, plastic with metal base	40257-00W	—	—	—
[L] Wall-Phone Jack, 6P4C screw terminal, plastic with plastic base	40214-00W	40214-00T	40214-00I	—
Wall-Phone Jack, 6P6C screw terminal, stainless with metal base	—	—	—	40226-00S

See page C22 for color options.



ROUND TELEPHONE INSERTS & SURFACE-MOUNT BOXES

- Round inserts available with screw terminal or 110-style termination
- See page C18 for wallplates with round openings
- Surface-mount boxes feature 4-, 6-, and 8-conductor screw terminal connections
- Shorting bar option for use with monitored home security systems

QUICKPORT™ FLOOR BOX ASSEMBLIES

- Combine voice, data, and AV couplers and jacks in convenient in-floor locations
- Floor box assemblies include brass wallplate and screw cap (floor box not included)
- Inserts and connectors are ivory

ROUND TELEPHONE INSERTS

DESCRIPTION	WHITE	LT. ALMOND	IVORY	GRAY
[A] Round Insert, 6P4C, 110 termination	—	—	41054-IDD	—
[B] Round Insert, 6P4C, screw terminal	—	—	40201-00I	—


SURFACE-MOUNT TELEPHONE BOXES

Surface-Mount Box, 6P4C, screw terminal	4625A-24W	—	4625A-24I	—
Surface-Mount Box, 6P6C, screw terminal	4625A-26W	—	4625A-26I	—
[C] Surface-Mount Box, 8P8C, screw terminal	40278-00W	40278-00T	40278-00I	40278-00G
Surface-Mount Box, 8P8C with shorting bar, screw terminal, RJ-31X	—	40278-SBT	40278-SBI	—

QUICKPORT FLOOR BOX ASSEMBLY WITH INSERT, BRASS PLATE & SCREW CAP

DESCRIPTION	PART NO.
Floor Box Assembly, one F-connector coupler, one blank module	41650-00F
Floor Box Assembly, one 6P6C jack, one blank module	41650-006
Floor Box Assembly, two port, includes one blank module	41652-000
[D] Floor Box Assembly, two 6P6C jacks	41652-006
Floor Box Assembly, one 6P6C jacks, one F-connector coupler	41652-06F

Floor Box Assemblies sold as complete kits only, individual components not sold separately.



HOUSINGS & WALLPLATES | Multimedia Outlet System (MOS)




MULTIMEDIA OUTLET SYSTEM (MOS) BOX AND WALLPLATE HOUSINGS

- MOS Surface-Mount Housings accept AV, copper, and fiber MOS modules
- Front load installation ensures simple moves, adds, and changes
- Surface-Mount Box accepts 3 modules (1 unit high only)
- Wallplates accept 3-units-high per gang
- Surface-Mount Housing accepts one 1-unit high module and is suitable for use in air handling (plenum) spaces

MULTIMEDIA OUTLET SYSTEM (MOS) SURFACE-MOUNT BOX AND WALLPLATE HOUSINGS						
DESCRIPTION	WHITE	LT. ALMOND	IVORY	GRAY	BLACK	STAINLESS
[A] Single-Gang Wallplate	41290-SMW	41290-SMT	41290-SMI	41290-SMG	41290-SME	41290-SMS
[B] Dual-Gang Wallplate	41290-DMW	41290-DMT	41290-DMI	41290-DMG	41290-DME	41290-DMS
[C] Three-Gang Wallplate	—	—	—	—	—	41290-TMS
[D] Surface-Mount Box, 3-unit with Fiber Storage*	41296-MMW	41296-MMT	41296-MMI	—	41296-MME	—
[E] Surface-Mount Housing, holds one 1-unit high module	4M089-1WM	4M089-1IM	4M089-1TM	4M089-1GM	4M089-1EM	—
[F] Fiber Storage/Spacer Ring°	41290-DRW	—	41290-DRI	41290-DRG	41290-DRE	—
[G] Decora™ Insert, holds one 1-unit high module	41649-00W	41649-00T	—	41649-00G	41649-00E	—

* = Surface-Mount Box is not compatible with 41295-V**, 41292-D**, 41295-HD*, and 41292-A**.

° = Dual-gang only.



MULTIMEDIA OUTLET SYSTEM (MOS) AV CONNECTOR MODULES

- VGA, RCA, and HDMI™ options in 1-unit-high MOS modules
- SpeakON™ and XLR Jacks install in 1.5-unit-high MOS passthrough module (41297-2PX)

MULTIMEDIA OUTLET SYSTEM (MOS) AV CONNECTOR MODULES (All modules are 1 unit high unless noted otherwise)					
DESCRIPTION	WHITE	LT. ALMOND	IVORY	GRAY	BLACK
[H] VGA PC Module, 110-style termination^	41295-VPW	41295-VPT	41295-VPI	41295-VPG	—
[I] VGA Monitor Module, 110-style termination^	41295-VMW	41295-VMT	41295-VMI	41295-VMG	—
[J] VGA/HD15 Module, screw terminal	41295-HDW	—	41295-HDI	—	—
[K] VGA/HD15 Module, coupler	41293-HDW	41293-HDT	41293-HDI	41293-HDG	41293-HDE
VGA/HD15 Module, empty	41291-DBW	—	41291-DBI	41291-DBG	41291-DBE
[L] RCA Component Video Module, 110-style termination (red, green, blue)	41292-DEW	41292-DET	41292-DEI	—	—
[M] RCA Composite Video Module, 110-style termination (red, white, yellow)	41292-AEW	41292-AET	41292-AEI	—	—
[N] 3-Port RCA Module (red, black, yellow), coupler	41292-3RW	41292-3RT	41292-3RI	41292-3RG	41292-3RE
[O] 3-Port RCA Module (red, green, blue), coupler	41292-3DW	41292-3DT	41292-3DI	41292-3DG	41292-3DE
[P] HDMI Module, coupler	41290-HDW	41290-HDT	41290-HDI	41290-HDG	41290-HDE
[Q] speakON Jack, 4-pole, screw terminal*	—	—	—	—	41297-SP4
[R] XLR Jack, 3-pole, screw terminal*	—	—	—	—	41297-XL3

^ = 110-Style VGA modules require both PC and Monitor modules used in pairs to operate. This applies to H and I only.

* = 1.5 units high. speakON™ and XLR Jacks must be installed in 1.5 unit high MOS Passthrough Module (41297-2Px).

HOUSINGS & WALLPLATES | Multimedia Outlet System (MOS)



MULTIMEDIA OUTLET SYSTEM (MOS) FIBER MODULES

- Duplex SC and ST single-mode and multimode options
- Modules available in 1, 1.5, 2, and 3 units high


Compatibility References:

See pages C25-C26 for jack, wallplate & housing compatibility.


MULTIMEDIA OUTLET SYSTEM (MOS) FIBER MODULES

DESCRIPTION	WHITE	IVORY	GRAY	BLACK
[A] 1 Duplex SC, zirconia ceramic, SM/MM, blue, (1 unit high)	41291-2CW	41291-2CI	—	41291-2CE
[B] 1 Duplex SC, zirconia ceramic, SM/MM, blue, 45° exit (1.5 units high)*	41294-2CW	41294-2CI	41294-2CG	41294-2CE
[C] 1 Duplex SC, zirconia ceramic, SM/MM, blue, 45° exit (2 units high)*	41292-2CW	41292-2CI	41292-2CG	41292-2CE
[D] 2 Duplex SC, zirconia ceramic, SM/MM, blue, 45° exit (3 units high)*	41293-4CW	41293-4CI	41293-4CG	—
1 Duplex ST, zirconia ceramic, SM, (1 unit high)	41291-ZTW	41291-ZTI	—	41291-ZTE
[E] 1 Duplex ST, phosphor bronze, MM, (1 unit high)	41291-2TW	—	—	41291-2TE

* = Angled fiber jacks must be installed in lower 2RU of MOS wallplates



For multimode SC adapters in beige, blue, or aqua housing, please contact Inside Sales at +1 (425) 486 2222



MULTIMEDIA OUTLET SYSTEM (MOS) ADAPTERS & BLANK MODULES

- QuickPort™ modules allow for a combination of QuickPort category-rated jacks and AV or fiber adapters
- Blank modules create a finished look when building extra capacity for future growth
- 1.5-unit-high passthrough module accepts SpeakOn and XLR Jacks



MULTIMEDIA OUTLET SYSTEM (MOS) ADAPTERS & BLANK MODULES

DESCRIPTION	WHITE	LT. ALMOND	IVORY	GRAY	BLACK
[F] 1-Port QuickPort Module (1 unit high)	41291-1MW	41291-1MT	41291-1MI	41291-1MG	41291-1ME
[G] 2-Port QuickPort Module (1 unit high)	41291-2QW	41291-2QT	41291-2QI	41291-2QG	41291-2QE
[H] 2-Port 45° Exit Angled QuickPort Module (1.5 units high)	41294-2QW	41294-2QT	41294-2QI	41294-2QG	41294-2QE
[I] Passthrough Module (1.5 units high)	41297-2PW	41297-2PT	41297-2PI	41297-2PG	41297-2PE
[J] Blank Module (0.5 unit high)	41295-5BW	41295-5BT	41295-5BI	41295-5BG	41295-5BE
[K] Blank Module (1 unit high)	41291-1BW	41291-1BT	41291-1BI	41291-1BG	41291-1BE
[L] Blank Module (1.5 units high)	41294-2BW	41294-2BT	41294-2BI	41294-2BG	41294-2BE
[M] Blank Module (2 units high)	41292-2BW	41292-2BT	41292-2BI	—	41292-2BE

HOUSINGS & WALLPLATES | Jack, Wallplate & Housing Compatibility

Use the chart below to check compatibility between our category-rated jacks, AV inserts, and housings.

✓ = Compatible
 X = Not compatible

CABLE	
UTP Max OD	Shielded
	
9 mm (0.354")	✓
9 mm (0.354")	✓
6.3 mm (0.25")	X
9 mm (0.354")	✓





Jack & Housing
Compatibility

HOUSINGS & WALLPLATES

HOUSINGS & BRACKETS	HOUSINGS & BRACKETS	UTP Max OD	Shielded	
	Multimedia Outlet System (MOS) Surface-Mount Box and Wallplate Housings 41296-MMx, 41290	9 mm (0.354")	✓	
	QuickPort™ Surface-Mount Boxes	41089-1WP, 41089-2WP	9 mm (0.354")	
		41089-4WP, 41089-6WP, 41089-12W	6.3 mm (0.25")	
	QuickPort Surface-Mount Boxes, Extended Depth 45089 Series	9 mm (0.354")	✓	
	QuickPort In-Ceiling and In-Wall Brackets 49223 Series			
WALLPLATES & MODULES		QuickPort Wallplates 41080, 42080, 43080, 41091		
		QuickPort Angled Wallplates 41081, 43081		
		QuickPort Wallplates for Large Jacks 42080-xxL Series		
		DuraPort™ D670K Series		
		QuickPort Decora and 106-Style Straps 41087, 4164x Series		
		Horizontal Wallplates 41070-2WS, 42070-3WS		
		QuickPort Furniture Plates	49910 (2-Port)	
			49910 (4-Port)	
		86 x 86 mm Wallplates	BL186 Series MMCWDOUNI070, MMCWDOUNI071	
		International Inserts and Modules	LI150, LI145, LI137 QuickPort International Inserts MMCANG0623, MMCWDOUNI062 25 x 50 mm Modules	
		DIN Rail Jack Module	MMCDINSIJS8	
		QuickPort DIN Rail-Mount Boxes	41089-xDN	

* = Are compatible when used with QuickPort MOS Modules (see page C23).

HOUSINGS & WALLPLATES | Jack, Wallplate & Housing Compatibility

JACKS & INSERTS (SEE PAGES A8 - A13)			
QuickPort™	Multimedia Outlet System	Tool-Free Shielded	Tool-Free UTP
 Atlas-X1™, eXtreme™, GigaMax™, AV	 AV, Fiber	 10GPlus Cat 6A, Cat6Plus Cat 6	 10GPlus Cat 6A, Cat6Plus Cat 6, GigaPlus Cat 5e
✓*	✓	X	X
✓	X	X	X
✓	X	X	X
✓	X	✓	✓
✓	X	✓	✓
✓	X	X	✓
✓	X	X	✓
✓	X	X	✓
✓	X	✓	✓
✓	X	X	X
✓	X	✓	✓
✓	X	X	✓
✓	X	X	✓
✓	X	✓	✓
✓	X	✓	✓
✓	X	✓	✓
✓	X	✓	✓
X	X	✓	✓
✓	X	X	X

Jack & Housing Compatibility

HOUSINGS & WALLPLATES



CABLE MANAGEMENT




SECTION D CONTENTS

- D3** Versi-Duct™ Cable Management System
- D5** Horizontal Cable Managers
- D6** Rear Cable Managers, Blanks & Transitional Covers
- D7** Rings & Brackets
- D8** VELCRO® Brand Fasteners
- D10** Zone Enclosures

For information on which products may not be available in your region, please contact your local customer service representative for details.

CABLE MANAGEMENT | Versi-Duct™ Cable Management System



VERSI-DUCT CABLE MANAGEMENT SYSTEM

The innovative system for copper and fiber installations fits on any standard equipment rack, and accessories enable a wide range of configurations.

VERSI-DUCT 8" CHANNEL CABLE MANAGEMENT

- Ideal for today's large-scale deployments and Cat 6A installations with typical larger-diameter cable
- 80-inch channel ships in two 40-inch pieces for easier handling and installation
- Channels available with standard black cover
- Designer cover (gray) available as an accessory
- Channels include mounting bracket kit and two covers, one slack-loop organizer, and one cable retainer, per 80-inch side (front or front/rear)
- Covers feature integrated dual-hinge for easy accessibility
- Channels can be side- or center-mounted for better space utilization
- Large finger-passthrough space aligns with rack units

VERSI-DUCT 8" CHANNEL VERTICAL CABLE MANAGEMENT & ACCESSORIES

DESCRIPTION	FRONT ONLY	FRONT & REAR
Vertical 80" (2.03 m) length, 8" W x 8" D (20.3 x 20.3 cm) channel, standard black cover, hinged	[A] 8980L-VFO*	[B] 8980L-VFR
Vertical 40" (1.02 m) Cover, 8" (20.3 cm) W, black (set of 4)	—	8940L-SRC
Vertical 40" (1.02 m) Designer Cover, 8" (20.3 cm) W, gray (set of 2)	—	89265-8DC
Vertical Center Mounting Bracket, 8" (20.3 cm) W channel (bag of 4)	—	89265-BKT
Vertical Cable Retainer, 8" (20.3 cm) W channel (bag of 6)	—	[C] 89265-WR1
Vertical Slack Loop Organizer, 8" (20.3 cm) W channel (package of 2)	—	[D] 89265-SL1

* = Rear retrofit not available.


8" VERSI-DUCT CAPACITY CHART

Use the chart below to determine maximum recommended cable capacity for 8" Versi-Duct managers, based on average cable outside diameter. To ensure proper bend radius and space for future additions, do not fill to capacity at initial installation.

FEATURE	CHANNEL DEPTH (WXD)	USABLE AREA (IN ²)	CAT 6A CAPACITY 0.330" (8 MM) CABLE	CAT 6 CAPACITY 0.230" (6 MM) CABLE	CAT 5E CAPACITY 0.185" (5 MM) CABLE
8" Channel Size	7.88" x 6.9" (7.9 x 17.5 cm)	54.3 (137.9 cm)	159	327	505
Finger Spacing	5.5" x 1" (14 x 2.5 cm)	5.5 (14 cm)	24	50	77
Large Passthrough	4.8" x 2.6" (4.8 x 12.2 cm)	11.2 (28.5 cm)	49	101	156
Small Passthrough	2.6" dia. (6.6 cm)	5.3 (13.5 cm)	23	48	74



CABLE MANAGEMENT | Versi-Duct™ Vertical & Horizontal Management



VERSI-DUCT 5" CHANNEL CABLE MANAGEMENT

- 80-inch channel ships in two 40-inch pieces for easier handling and installation
- Interlocking tabs maintain flush channel alignment
- Finger spacing aligns with rack units

VERSI-DUCT HORIZONTAL CABLE MANAGEMENT

- Fits all standard 19-inch racks
- Includes bend-radius-compliant clips
- Finger spacing aligns with patch panel port openings to better manage patch cords



Mount the Slack Loop Organizer on the duct fingers to manage excess cables.

VERSI-DUCT 5" CHANNEL VERTICAL CABLE MANAGEMENT & ACCESSORIES

DESCRIPTION	FRONT ONLY	FRONT & REAR
Vertical 80" (2.03 m) length, 5" W x 4" D (12.7 x 10.2 cm) channel, standard snap-on black cover (included)	4980L-VFO+	4980L-VFR
Vertical 40" (1.02 m) length, 5" W x 4" D (12.7 x 10.2 cm) channel, standard snap-on black cover (included)	[A] 4940L-VFO+	[B] 4940L-VFR
Vertical 40" (1.02 m) Cover, 5" (12.7 cm) channel, snap-on, black (set of 4)	—	4940L-SRC
Vertical 40" (1.02 m) Designer Cover, 5" (12.7 cm) channel, snap-on, gray (set of 2)	—	[C] 59265-5DC
Vertical Center Mounting Bracket, 5" (12.7 cm) channel (set of 2)	—	[D] 49265-BKT
Versi-Duct Slack Loop Organizer (set of 2)	—	49265-SL1
Versi-Duct Slack Loop Organizer (extended) (set of 2)	—	49265-SL2

VERSI-DUCT HORIZONTAL CABLE MANAGEMENT & ACCESSORIES

Horizontal Manager, 2RU, 3" W x 3" D (7.6 x 7.6 cm) front, 2" W x 4" D (5.1 x 10.2 cm) rear*, with cover	[E] 492RU-HFO	[F] 492RU-HFR
Horizontal Manager, 1RU, 1.5" W x 3" D (3.8 x 7.6 cm) front, 1.5" W x 4" D (3.8 x 10.2 cm) rear*, with cover	[G] 491RU-HFO	[H] 491RU-HFR
Horizontal Designer Cover, 2RU, snap-on, gray	—	[I] 49265-DC2
Horizontal Designer Cover, 1RU, snap-on, gray	—	49265-DC1
Horizontal Cable Retainer (10 per package)	—	[J] 49265-WR1
Horizontal Cover Hinge (4 per package)	—	[K] 49265-HNG

† = Rear retrofit not available.

* = Bend radius clips included.


5" VERSI-DUCT CAPACITY CHART

Use the chart below to determine maximum recommended cable capacity for 5" Versi-Duct managers, based on average cable outside diameter. To ensure proper bend radius and space for future additions, do not fill to capacity at initial installation.

FEATURE	CHANNEL DEPTH (WxD)	USABLE AREA (IN ²)	CAT 6A CAPACITY 0.330" (8 MM) CABLE	CAT 6 CAPACITY 0.230" (6 MM) CABLE	CAT 5E CAPACITY 0.185" (5 MM) CABLE
5" Channel Size	4.75" x 3.9" (12.1 x 9.9 cm)	18.5 (47 cm)	54	111	172
Finger Spacing	3" x 1" (7.6 x 2.5 cm)	3.0 (7.6 cm)	13	27	42
Passthrough	3.5" x 1" (8.9 x 2.5 cm)	3.5 (8.9 cm)	15	32	49



CABLE MANAGEMENT | Horizontal & Modular Cable Managers



HORIZONTAL CABLE MANAGERS

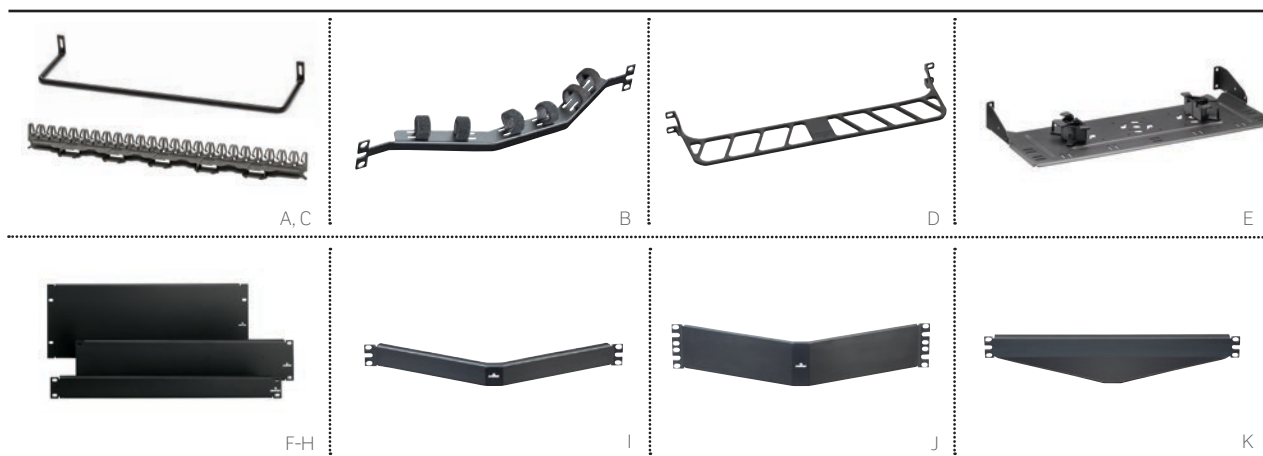
- Available in 1RU, 2RU, and 4RU sizes
- All mount to standard 19-inch racks and cabinets
- 4RU manager includes a shelf to support patch cords
- Horizontal managers support transition to vertical management

MODULAR CABLE MANAGER

- For use with Snap-in-Jack Patch Panels (see page A18)

HORIZONTAL CABLE MANAGERS		
DESCRIPTION	FLAT	ANGLED
Horizontal, 1RU, 4" (10.2 cm) metal rings	[A] 49253-LPM	[B] 49254-LPM
Horizontal, 2RU, 4" (10.2 cm) metal rings	49253-BCM	49254-BCM
Horizontal, 4RU, 4" (10.2 cm) metal rings	[C] 49253-4CM	—
Horizontal, 1RU, 6" (15.2 cm) metal rings	49253-6PM	—
Horizontal, 2RU, 6" (15.2 cm) metal rings	[D] 49253-6MR	—
Horizontal, 4RU, 6" (15.2 cm) metal rings	49253-6CM	—
Horizontal Cable Manager Cover, 1RU	49253-1CV	—
Horizontal Cable Manager Cover, 2RU	[E] 49253-2CV	—
Horizontal Cable Manager Cover, 4RU	49253-4CV	—
Horizontal, 1RU 5 cm metal rings, black	[F] MMCACCCM001	—
Horizontal, 1RU 8 cm metal rings, black	MMCACCCM008	—
Horizontal with brush center, 1RU, gray	MMCACCCM106	—
Horizontal with brush center, 1RU, black	[G] MMCACCCM006	—
MODULAR CABLE MANAGER		
DESCRIPTION	GRAY	BLACK
[H] Modular Cable Manager (for use with MMCPNLX24SIJ panels)	MMCACCCMSIJ8	MMCACCCMSIJ2

CABLE MANAGEMENT | Rear Cable Managers, Blanks & Transitional Covers



REAR CABLE MANAGEMENT BARS

- Standard Flat Cable Management Bar attaches to patch panel
- Cable Management Clip easily snaps onto the Standard Cable Management Bar to secure discrete cables with no ties or wraps
- Angled bars attach to rack
- High-Density Cable Management Bar supports heavy loads of cable and mounts on front or rear of rack
- e2XHD Rear Cable Manager for flat panel attaches to rack, includes rings to help manage and route incoming fiber cables, and supports any Leviton panel (see page A15 or B29 for more details)

BLANK PANEL INSERTS

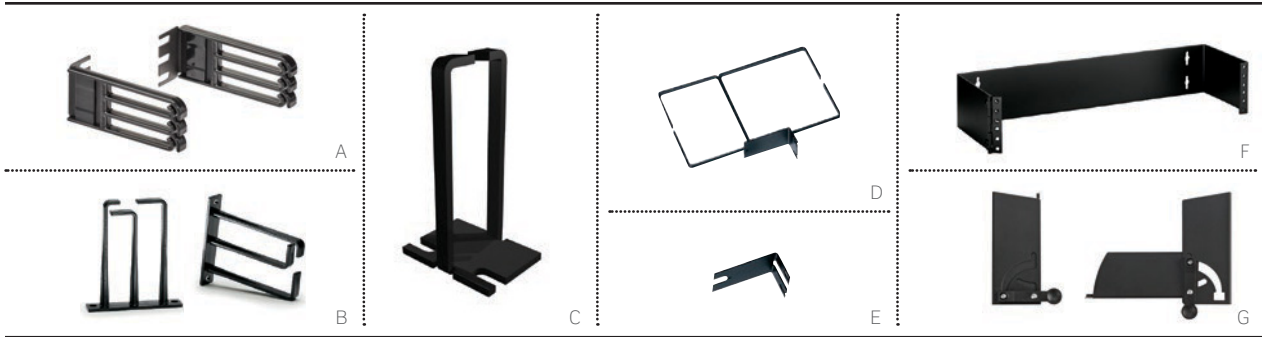
- Provide a seamless look and designate rack space for future expansion

TRANSITIONAL COVERS

- Provide clean, aesthetic transition from angled patch panels to flat equipment
- Improve thermal management

REAR CABLE MANAGEMENT BARS		
DESCRIPTION	FLAT	ANGLED
Standard Cable Management Bar	[A] 49005-CMB	[B] 49006-AMB
Cable Management Clip (attaches to 49005-CMB)	[C] 49005-CMC	
High-Density Cable Management Bar, 1RU	[D] 49005-DMB	—
e2XHD Rear Cable Manager, with cable management rings (four ¼" rings)	[E] E2X1F-CMB	E2XHD-CMB
BLANK PANEL INSERTS		
Blank Panel, 1RU	[F] 49254-BP1	[I] 49254-BA1
Blank Panel, 2RU	[G] 49254-BP2	[J] 49254-BA2
Blank Panel, 4RU	[H] 49254-BP4	—
Blank Panel, 1RU, black	MMCACCCM004	—
Blank Panel, 2RU, black	MMCACCCM005	—
TRANSITIONAL COVERS		
Transitional Cover, 1RU	—	[K] 49254-BC1

CABLE MANAGEMENT | Rings & Brackets



ORU PATCH CORD MANAGER

- Mounts on side of Leviton 1RU flush-mount enclosures and flat or angled panels
- Rigid fingers with cable retention feature to organize and protect cords
- Reversible for flexible mounting options

CABLE MANAGEMENT RINGS

- Vertical Management Rings are an open ring solution that can be installed in tight spaces and smaller deployments
- Mounting Tie Bracket allows rings to be positioned between racks
- Vertical Transition Rings are used for vertical and horizontal cable management and are compatible with flat and angled panels

HINGED WALL-MOUNT BRACKETS

- Designed for installations where space is constrained and racks are not used
- Six-inch deep brackets allow for proper cable management

FRONT HINGED BRACKET

- Simplifies process of terminating cables to rear of patch panels when access is limited
- Easy-access quick-release latches drop to 90-degree and 120-degree positions
- Rack or wall mountable

ORU PATCH CORD MANAGER	
DESCRIPTION	PART NO.
[A] ORU Patch Cord Manager (bag of 2)	5RCMT-VFG
CABLE MANAGEMENT RINGS	
[B] Vertical Transition Rings for Angled Panels, 2RU	49262-HR1
[C] Side Mounted, vertical 3" Vertical Management Rings	MMCACCCM002 49260-MR3
[D] 6" Vertical Management Rings	49260-MR6
[E] Mounting Tie Bracket	49261-BKT
HINGED WALL-MOUNT BRACKETS	
[F] Hinged Wall-Mount Bracket, 2RU, 6" (15.2 cm) depth	49251-W62
Hinged Wall-Mount Bracket, 3RU, 6" (15.2 cm) depth	49251-W63
Hinged Wall-Mount Bracket, 4RU, 6" (15.2 cm) depth	49251-W64
FRONT HINGED BRACKET	
[G] Front Hinged Bracket, 3RU	49400-FHB



VELCRO® BRAND TIE WRAPS

- Available in 5-, 8-, and 12-inch lengths (0.5-inch width)
- Slot helps secure fastening without overtightening
- All wraps come with 25 units per roll

VELCRO® BRAND WRAPS – BULK ROLLS

- Available in 15-, 75-, and 600-foot bulk rolls (0.5-inch width)
- Cut to desired length

VELCRO® BRAND WRAPS – SOFTCINCH LITE ROLLS

- Thinner depth for smaller bundles
- Tear by hand for quick application
- Available in 75-foot roll (0.5-inch width)

VELCRO® BRAND CABLE FASTENERS

DESCRIPTION	BLACK	BLUE	YELLOW	ORANGE	MAROON (PLENUM RATED)
[A] Tie Wrap, 5" (12.7 cm) (25 units per roll)	43105-005	—	—	—	—
[B] Tie Wrap, 8" (20.3 cm) (25 units per roll)	43108-008	—	—	—	—
[C] Tie Wrap, 12" (30.5 cm) (25 units per roll)	43112-012	—	—	—	—
[D] Bulk Roll, 15' (4.57 m)	43115-015	—	—	—	—
[E] Bulk Roll, 75' (22.86 m)	43115-075	43115-75L	43115-75Y	43115-75O	43115-75P
[F] Bulk Roll, 600' (182.88 m)	43115-600	—	—	—	—
[G] SoftCinch Lite Roll, 75' (22.86 m)	4S115-75E	—	—	—	—





Available in 11.75" and 24" diameters

A

VELCRO® BRAND STORAGE RINGS

- For inside and outside plant ensure copper and fiber optic bend radius; loops included

VELCRO® BRAND STORAGE RINGS


DESCRIPTION	PART NO.
[A] Storage Rings, inside plant, 11.75" diameter	48900-IFR
Storage Rings, outside plant, 24" diameter	48900-OFR

SPOTLIGHT

Cincinnati Bell Technology Solutions (CBTS) Scores with Comprehensive Data Center Services



CBTS counts several hundred Cincinnati-area businesses, from small shops to Fortune 500 companies, among its customers. And with a constant demand for colocation and virtual data center services, CBTS required a top-quality infrastructure to achieve the reliability needed for expanding its critical data center environment. After evaluating several options, CBTS chose Leviton connectivity for its quality, reliability, and outstanding performance. Plus, in addition to meeting needs, Leviton took it one step further by developing its custom solutions for unique data center applications.



ZONE ENCLOSURES

- Provide flexible consolidation points in ceiling or floor
- Simplify moves, adds, and changes (MACs)
- Plenum rated and includes fire-rated foam sealing kits
- Significant reduction in cable pathway loading
- Use as a telecom enclosure (TE) for cabling flexibility

2' X 2' PASSIVE RAISED-FLOOR ENCLOSURES

- Fit in air-handling space under 8-inch raised floors
- House two 4RU (8RU total) racks for standard 19-inch components
- Rotating patch panel mounting provides easy access to rear of panels

CEILING ENCLOSURES

- Install flush with drop ceiling
- Fully hinged drop-down doors support installed equipment and open to face technician
- Active and passive styles available
- Mount into standard 2' x 2' and 2' x 4' ceiling tiles
- Active enclosures include AC power back box and venting for active equipment

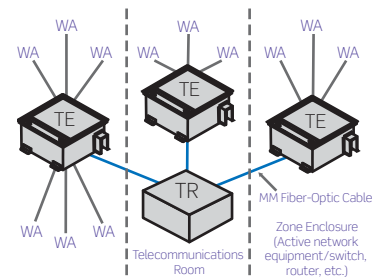
ZONE ENCLOSURES	
DESCRIPTION	PART NO.
[A] Active Ceiling Enclosure, 2' x 2', 2RU active and 5RU passive space	Z1000-AC2
[B] Active Ceiling Enclosure, 2' x 4', 4RU active and 10RU passive space	Z1000-AC4
[C] Passive Raised-Floor Enclosure, 8" depth, 8RU passive space	Z1000-PF2
[D] Passive Ceiling Enclosure, 2' x 2', 5RU passive space	Z1000-PC2

SPOTLIGHT

Zone Cabling Design Benefits

In a **zone cabling design**, cables are routed from the telecommunications room (TR) to appropriately placed telecommunications enclosures (TE). Cabling is then run from the zone enclosure to each work area (WA). In an Active Zone Enclosure System, a single fiber run can support dozens of work areas, significantly reducing cable pathway loading and TR space requirements. Zone cabling designs are ideal for open office architecture. Zone cabling benefits include:

- Maximum infrastructure flexibility
- Improved network performance
- Simplified moves, adds, and changes
- Reduced floor space usage
- Significantly reduced cost of ownership





SMARTPATCH™
INFRASTRUCTURE MANAGEMENT SOLUTIONS



SECTION E CONTENTS

SMARTPATCH™	E3	Introduction
INFRASTRUCTURE	E4	Software
MANAGEMENT	E7	System Components
SOLUTIONS	E8	Accessories

For information on which products may not be available in your region, please contact your local customer service representative for details.

SMARTPATCH

INFRASTRUCTURE MANAGEMENT SOLUTIONS

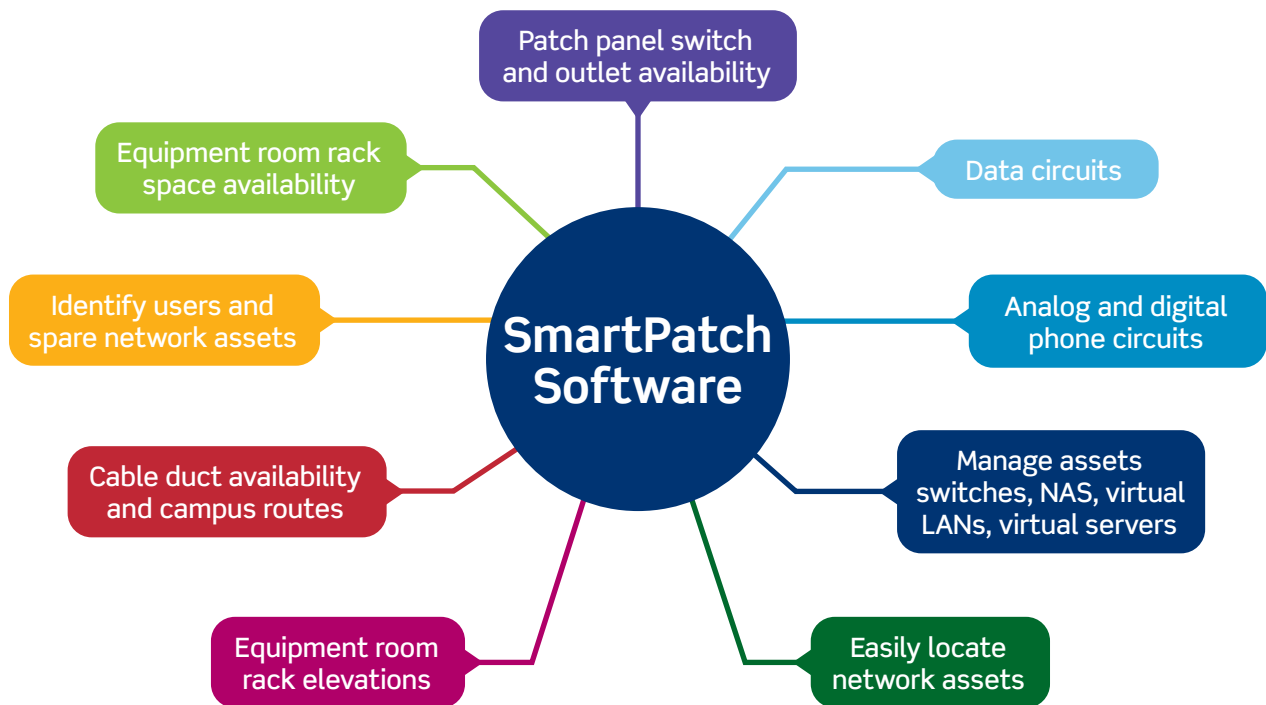


At the core of any IT Service Management framework are processes for configuration, change, and incident management. It is vital to maintain accurate and timely information to ensure the effectiveness and quality of these efforts.

SmartPatch provides simple and controlled management and recording of common network changes, such as those resulting from office moves, adds, and changes. The system also provides multisite businesses the tools to effectively monitor and manage all sites from a central location.

SmartPatch is widely recognized for the many benefits it delivers:

- Robust network management services
- Reduced cost and increased effectiveness of IT operations
- Improved customer responsiveness
- Capacity planning and scenario modelling
- Track and Trace network access
- Remote access, trouble shooting and enhanced physical security



SMARTPATCH SOFTWARE

SmartPatch software can be used as a standalone offering to support your end-to-end infrastructure, or combined with the SmartPatch intelligent patching system to fully support data center, outside plant, or office network management. The software allows the monitoring and management of physical connectivity, and its fully transparent API means that real-time information can also be integrated into the most commonly available networks, facilities, configurations, and helpdesk management applications.

The software also allows IT managers to establish a named cable path from one part of the network to another. The user-friendly interface allows IT managers to quickly identify and inspect connections within splice enclosures, patch panels, optical network devices, and passive optic network (PON) splitters.

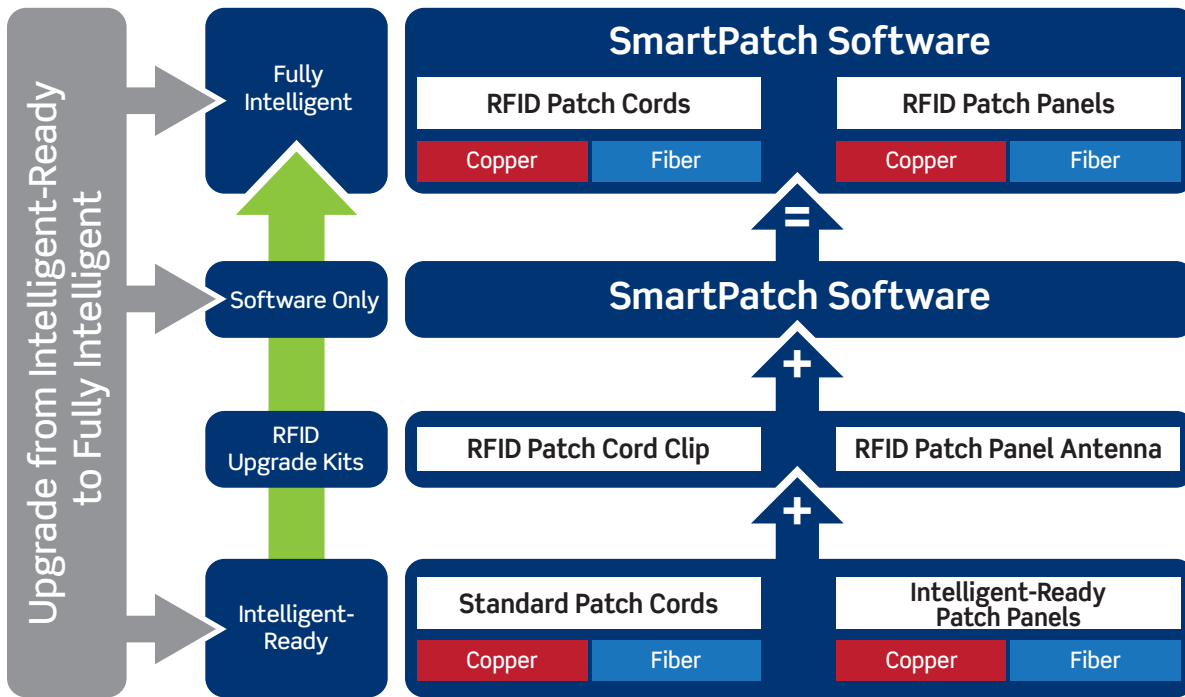
The named circuit can be managed as a single entity within the network, and can include point-to-point connectivity between the central office, NOC or POP, and a customer site. The software also allows maps, drawing files, PDFs, and images to be imported, ensuring you can customize the network relative to specific area and location requirements.

The SmartPatch software interface allows you to:

- Generate and maintain campus map layouts
- Design and manage your backbone cabling
- Model change scenarios and potential impacts to prepare for the future and lower risk
- Plan and implement a variety of tasks; Consolidation, relocation, reconfiguration whilst also monitoring live equipment
- Document who physically completed a task, where they did it onsite and when this was implemented
- Solving problems remotely and quickly while limiting personnel required on site
- Real time alerts mitigating downtime
- Asset management of all infrastructure

Software

SMARTPATCH



SmartPatch easily manages assets and connectivity from equipment rooms and data center floors to the workspace environment while also efficiently supporting the physical network, allowing users to:

- Manage end-user space in colocation data centers
- Manage and plan rack-space usage and power consumption
- Manage the lifecycle of data center assets
- Manage data center floor space
- Manage the impact of loss of power and network connectivity
- Manage moves, adds, and changes efficiently
- Data mine assets and connectivity for engineering and management reporting

IN-HOUSE SOFTWARE & SOFTWARE AS A SERVICE (SAAS)

- Software includes unrestricted user-defined attributes, reports, work orders, resources, 3D visualization, and full access to the API
- Service contract required for first year for all in-house software installations
- Annual service contract is included with SaaS software installations

SMARTPATCH SOFTWARE (IN-HOUSE)

DESCRIPTION	PART NO.
SmartPatch In-House Software Solution - 30 racks	IPSSWSVR30R
SmartPatch In-House Software Upgrade 10 Racks Tier 1 (31-390 racks)	IPSSWSVRR10RT1
SmartPatch In-House Software Upgrade 10 Racks Tier 2 (391+ racks)	IPSSWSVR10RT2
SmartPatch In-House Software GIS Integration Bridge	IPSSWSVRGISI
SmartPatch In-House Software Data Integration Bridge	IPSSWSVRRDIB
SmartPatch In-House Software Switch Data Synchronization Bridge	IPSSWSVRSDIB
SmartPatch In-House Software Reporting Bridge	IPSSWSVRREP
SmartPatch In-House Software Hardware Integration Bridge (500 ports)	IPSSWSVRA5P
SmartPatch In-House Software Annual Service Contract	IPSSWSVRSAE-1Y


SMARTPATCH SOFTWARE (SAAS)

DESCRIPTION	PART NO.
SmartPatch SaaS Software Solution - 30 racks	IPSSWSVR30R-CA
SmartPatch SaaS Software Upgrade 10 Racks Tier 1 (31-390 racks)	IPSSWSVRR10RT1-CA
SmartPatch SaaS Software Upgrade 10 Racks Tier 2 (391+ racks)	IPSSWSVR10RT2-CA
SmartPatch SaaS Software GIS Integration Bridge	IPSSWSVRGISI-CA
SmartPatch SaaS Software Data Integration Bridge	IPSSWSVRRDIB-CA
SmartPatch SaaS Software Switch Data Synchronization Bridge	IPSSWSVRSDIB-CA
SmartPatch SaaS Software Reporting Bridge	IPSSWSVRREP-CA
SmartPatch SaaS Software Hardware Integration Bridge (500 ports)	IPSSWSVRA5P-CA

Software

SMARTPATCH

SMARTPATCH™ | System Components



SMARTPATCH NETWORK SCANNERS

- Connects the intelligent patching panels to the SmartPatch software
- Can be mounted as a 1RU device or in a zero RU configuration

SMARTPATCH COPPER PATCH PANELS


- 24 ports in 1RU
- Available with RFID antenna strip included or as an intelligent-ready panel without the antenna
- LED lights above each port trace connectivity and offer patching guidance
- Includes integrated cable management

SMARTPATCH FIBER PANELS

- 48 fibers (24 duplex LC ports) in 1RU
- Flexible, versatile solution for optical splicing and patching
- Available with RFID antenna strip included or as an intelligent-ready panel without the antenna
- LED lights above each port trace connectivity and offer patching guidance

SMARTPATCH SCANNERS			
DESCRIPTION	PART NO.		
[A] 1RU Network Scanner, black	IPSRTU1U2		
[B] Zero RU Network Scanner, black	IPSRTU0U2		

SMARTPATCH PANELS			
DESCRIPTION	INTELLIGENT	INTELLIGENT- READY	
[C] 1RU 24-Port Copper Panel, black	IPSPNLX24SIJ2M	IPSPNLX24SIJ2M-X	
[D] 1RU 48-Fiber LC Duplex Multimode Fiber Panel, black	IPSC1SXMM48LC2	IPSC1SXMM48LC2-X	
1RU 48-Fiber LC Duplex Single-Mode Fiber Panel, black	IPSC1SXSM48LC2	IPSC1SXSM48LC2-X	



SMARTPATCH RFID CLIPS

- Field retrofittable, even when patch cord is connected to a port
- RFID Clips sold individually (one required for each end of patch cord)
- Attribute information about the patch cord may be programmed (e.g. length and color of patch cord)
- RJ-45 clips are compatible with Cat 6A and 6 S/FTP copper patch cords
- LC clips are compatible with LC-style optical fiber patch cords

SMARTPATCH ANTENNA KITS

- Allows migration from intelligent-ready panels to fully intelligent panels
- Kits include clip-on 24 LED RFID antenna strip, RFID module, and bus cable connector

SMARTPATCH RFID PATCH CORD CLIPS & ANTENNAS


DESCRIPTION	PART NO.
[A] RFID LC Fibre Patch Cord Clip, clear, individual clip (one required for each cord end)	IPSPCCLPLCD
[B] RFID RJ-45 Copper Patch Cord Clip, blue, individual clip (one required for each cord end)	IPSPCCHB004
[C] RFID Copper Antenna Kit, black	IPSATTRFID001
[D] RFID Fiber Antenna Kit, black	IPSATTRFID002

SMARTPATCH BUS CABLE SYSTEM & TOOLS

[E] Bus Connector Crimp Tool	IPSCRT00L2
[F] Bus Ribbon Cable (26 AWG 7/0.14mm 1.27mm pitch 6 way), black and red	IPSTCBL6W2
[G] Inline Crimp Bus Cable Connector (female), black	IPSCON6WW90
[H] Bus End Terminator (male with resistor), black	IPSCON6W180
[I] RFID Bluetooth Reader/Writer	IPSFDRW2



PART NUMBER INDEX



For part numbers, please see the following pages:

- **Copper Cable:** A39-A44
- **Fiber Cable:** B47-B58
- **Pre-Terminated CP Cords and Copper Trunks:** A35-A36
- **Pre-Terminated Fiber Trunks, Harnesses, and Array Cords:** B37-B40
- **Air Blown Fiber Systems:** B61-B65

PART NO.	PAGE	PART NO.	PAGE	PART NO.	PAGE
00PJ7-00*	C18	40681-0**	C14	41297-2P*	C24
00PJ8-0**	C18	40682-0**	C14	41297-SP4	C23
07058G*	C6	40831-***	A12	41297-XL3	C23
0PJ26-0**	C15	40834-***	A12	41638-0**	C14
0PJ82-0**	C18	40835-***	A12	41641-0**	C13
18985JW	C6	40839-***	A12	41642-0**	C13
30-****_**	B66	40989-ACT	A46	41643-0**	C13
30-0008-01	B24	41030-SMJ	C17	41644-0**	C13
30-0301-5	B32	41054-IDD	C22	41646-0**	C13
30-4800-09	B32	41070-2WS	C6	41649-00*	C23
32LM1-BE5	B13	41075-DB*	C13	41650-00*	C22
32LSM*-*1C	B13	41080-**L	C12	41652-0**	C22
38LSM1-41C	B13	41080-**P	C10	41658-00*	C14
40066-***	A24	41080-IDW	A46	41A10-HCM	A23
40067-0BC	A24	41080-LEB	A46, C11	41AB2-*F*	A23
40089-00D	A16, A24	41081-**P	C12	41AB6-*F4	A23
40144-00*	C14	41084-***	A12	41D1R-HCM	A24
40159-00*	C14	41084-S*Z	B70	41D6A-1F4	A23
40201-00I	C22	41085-***	B70	41DBR-*F*	A24
40214-00*	C21	41086-***	B70	41DR6-1F4	A24
40223-00S	C21	41087-2*P	C18	41LBL-**W	A46
40226-00S	C21	41087-Q*P	C18	42070-3WS	C6
40238-00W	C21	41089-***	C7	42080-**L	C12
40244-00*	C21	4108W-*SP	C11	42080-***	C10
40249-00*	C21	41091-***	C12	42080-SC*	C11
40253-00*	C21	41290-***	C23	42081-**S	C12
40257-00W	C21	41291-***	C24	42081-ID*	C11
40258-00W	C21	41292-***	C24	42090-**S	C10
40259-00*	C21	41293-4C*	C24	42777-***	C7
40278-***	C22	41293-HD*	C23	42GSM*-41C	B13
40539-***	C21	41294-2**	C24	42LM1-BE*	B13
40649-0**	C14	41295-***	C23, C24	42LM2-AB5	B13
40659-00W	C14	41296-MM*	C23	42LM2-BE*	B13

INDEX | Part Number Index

PART NO.	PAGE	PART NO.	PAGE	PART NO.	PAGE
42MM2-BE*	B13	492RU-HF*	D4	5R1UR-TRY	B26
43080-***	C11	49355-H**	A16	5R1UX-CMT	B12, B26
43080-IDW	A46, C11	49400-FHB	D7	5R2UD-S24	B12
43081-***	C11	4940L-***	D4	5R2UH-S06	B18
43105-005	D8	49553-***	A46	5R2UL-F06	B19
43108-008	D8	49800-***	B70, B73, B76	5R2UM-*06	B18
43112-012	D8	4980L-VF*	D4	5R2UR-TRY	B26
43115-***	D8	49886-***	B75-B76	5R2UX-CMT	B12, B26
4625A-***	C22	49886-FCS	A46	5R3UL-F12	B19
47613-EZ6	A10	49886-SIS	A46	5R3UM-F**	B18
47615-PTT	A46	49887-***	B70	5R4UD-S48	B12
47689-OQP	A16	49910-***	C17	5R4UH-S12	B18
48900-*FR	D9	49991-***	B68	5R4UM-F1*	B18
48GSM1-41C	B13	4M089-1*M	C23	5RBSh-*UN	B12
49005-CMB	D6	4S089-***P	C7	5RCMP-KIT	B12, B26, B29
49005-CMC	D6	4S115-75E	D8	5RCMP-KT2	B12, B26, B29
49005-DMB	D6	4S255-***	A16	5RCMR-KIT	B12, B26, B29
49006-AMB	D6	4S256-***	A17	5RCMT-VFG	B12, B26, D7
49012-J**	A22	50-0506-00	B66	5REAR-023	B12
49013-P**	A22	51084-***	A46	5WLRG-12C	B20
49014-J**	A22	54-0*0*-00	B66	5WMED-04C	B20
49018-J**	A22	5D460-***	A34	5WMNB-ACC	B26
4910*-IDC	A24	5EUJK-***	A8	5WMNT-01C	B20
491RU-HF*	D4	5F100-***	B22	5WSML-02C	B20
49222-***	C17	5FUHD-***	B14	6110G-**6	A9
49223-***	C8	5G108-**5	A9	61110-**6	A9
49251-W6*	D7	5G110-**5	A9	61SJK-***	A8
49253-***	D5	5G270-***	A16	61UJK-***	A8
49254-***	D5, D6	5G596-***	A19	69104-IDC	A24
49255-***	A16	5G597-***	A19	6910G-U**	A16
49256-***	A17	5L000-KAL	B26	69270-***	A16
49257-I24	A22, A46	5R*UE-OPX	B19	69585-IDL	A22, A46
49257-QHD	A22, A46	5R100-14R	B26	69586-***	A19
49260-MR*	D7	5R1RU-023	B26	69587-***	A19
49261-BKT	D7	5R1UD-S12	B12	6A586-U**	A19
49262-HR1	D7	5R1UH-S03	B18	6A587-U**	A19
49265-***	D4	5R1UL-F03	B19	6APLG-S6A	A10
49280-QP0	A17	5R1UM-*03	B18	6AS10-***	A30

PART NO.	PAGE	PART NO.	PAGE	PART NO.	PAGE
6ASJK-***	A8	86016-000	C18	C6CPCU***-788HS*	A33
6AUJK-***	A8	86025-000	C18	C6CPCU0*0-***BB	A33
6H460-***	A32	87003-000	C18	C6CPNLF240K**	A21
78003-000	C18	87014-000	C18	C6CPNLU240***	A21
78014-000	C18	87016-000	C18	D6700-00E	C20
78016-000	C18	87025-000	C18	D6701-00E	C20
78025-000	C18	88003-000	C18	D670K-*S*	C20
78804-000	C18	88004-000	C18	D6710-*S*	C20
80401-***	C15	88014-000	C18	D6720-**E	C20
80409-0**	C15	88016-000	C18	D6721-**E	C20
80414-0**	C13	88025-000	C18	D6722-***	C20
80503-***	C18	89265-***	D3	D6723-***	C20
80504-***	C18	8940L-SRC	D3	DNRAL-ACC	B26
80516-***	C18	8980L-VF*	D3	DPGRD-KIT	B26
80601-00*	C15	AB100-00*	A10	E2X1A-E48	A15, B29
80609-00*	C15	AB200-00*	A10	E2X1A-S48	A15, B29
80703-***	C18	AB300-00*	A10	E2X1F-CMB	A15, B29, D6
80704-***	C18	AC6CPF060**	A20	E2X1F-E48	A15, B29
80716-***	C18	AC6JAKS000DC	A11	E2X1F-S48	A15, B29
80781-00*	C21	AC6JAKU0**	A11	E2XHD-***	A15, B29
80782-00*	C21	AC6PNLC240K2*	A20	E2XHD-4M*	B30
81SJK-R*8	A8	AC6PNLF240K2*	A20	E2XHD-CMB	A15, B12, B29, D6
81Z10-S**	A28	AXSJK-B*M	A8	E2XLC-S**	B30
84003-040	C18	AXUJK-BWM	A8	F3168-***	B16
84004-040	C18	BHC***M0*1	B33	FM-*012CSAC0U	B23
84014-040	C18	BHC***M0*2	B33	FM-*012CSAC0U	B23
84016-040	C18	BI186-S2P	D17	FOCDCEP*M00*	B69
84025-040	C18	BL000-00W	C3	FOCL*EP*M00*	B69
84401-040	C15	BL186-***	C3	FOCSCEP*M00*	B69
84409-040	C15	BOPLC*****	B42-B43	FOCSTEP*M00*	B69
85003-000	C18	BPESC*01-100	B32	FPCANG***M3UK	C4
85004-000	C18	BPEST101-100	B32	FPCANGD**M3	C6
85014-000	C18	C0224-000	C9	FPCANGL**M3	C6
85016-000	C18	C0224-0CP	C9	FPCC1SX*****2	B32, B34
85025-000	C18	C5CPNLU2**PK*M	A22	FPCFCAS003	B24
86003-000	C18	C6CJAKS000DC	A11	FPCFMKIT001	B32
86004-000	C18	C6CJAKU002	A11	FPCMS001	B24
86014-000	C18	C6CPCS0*0-***HB	A33		

INDEX | Part Number Index

PART NO.	PAGE	PART NO.	PAGE	PART NO.	PAGE
FPCMSH06	B24	LI145-***	C5	SPSCS-12*	B24
GPCJAKU0**	A11	LI150-***	C4	SRJ6*-***	A35
GPCPCF0*0-***H	A34	MMCACCCM****	D5, D7	SRJET-00*	A35
GPCPCU0*0-***HB	A34	MMCACCINSDC*	A18	SRJPB-00*	A35
GPCPNLF240***	A21	MMCANG0623	C4	T5PLS-24F	B16, B24
GPCPNLU240***	A21	MMCANG06C3	C8	U2LSM1-41C	B13
GPCSL*62*B03	C4	MMCANGDK*453	C6	U2LM1-BE*	B13
GPCSL06CUB03	C8	MMCANGLG*45002	C5	U2LSM2-21C	B13
H6A10-***	A28	MMCBLK06C3	C8	U2LM2-BE*	B13
HDX1A-144	B12	MMCDGBB32002	C4	U2MM2-BE*	B13
HDX1F-144	B12	MMCDGBB44002	C4	U8LSM1-41C	B13
HDXAD-ACC	B26	MMCDINSJS8	C7	ULE2XHD-*008CSK***	B30
HOPA*****	B43	MMCFBBSIJ*45U	C8	ULE2XHD-*024CSH***	B30
HOPLC*****	B41-B43	MMCIRT001	A18	Z1000-***	D10
HOPSC*****	B41-B43	MMCJAKBLK*	A12		
HOPST*****	B41-B43	MMCPCHB00*	A30		
HOPU*****	B43	MMCPNLX24SIJ***	A18		
HOTA*****	B44	MMCPNLX48SIJ***	A18		
HOTLC*****	B44	MMCSGBB32001	C4		
HOTSC*****	B44	MMCSGBB44001	C4		
HOTST*****	B44	MMCUNILG*45001	C5		
HOTU*****	B44	MMCWDO06C001	C8		
ICONS-IC*	A8	MMCWDOUNI0**	C4		
IPSATTRFID00*	E8	MMCWDOUNI11*	C5		
IPSC1SX*M48LC2	E7	PJ262-0**	C15		
IPSC1SX*M48LC2-X	E7	RE640-***	C16		
IPSCON6W180	E8	REA00-00*	C16		
IPSCON6WV90	E8	REWM1-ST5	C16		
IPSCRT00L2	E8	REWM2-ST5	C16		
IPSFIDRW2	E8	REWP1-0**	C16		
IPSPCC*****	E8	REWP2-0**	C16		
IPSPNLX24SIJ2M	E7	REWP3-0**	C16		
IPSPNLX24SIJ2M-X	E7	REWP4-0**	C16		
IPSRTU***	E7	SBCPI-00S	A31		
IPSSWSVR	E6	SPLCH-12*	B14		
IPSTCBL6W2	E8	SPLCS-12*	B24		
LF145-01W	C5	SPLCS-24*	B24		
LI137-*W1	C8	SPMPH-****	B14		

The following are trademarks of Leviton Manufacturing Co., Inc. registered in the United States and other countries:

Atlas-X1™	DuraPort™	GreenPack™	QuickPlate™	Versi-Duct™
BloLite™	eXtreme™	MicroBlo™	QuickPort™	VertiGO™
Cone of Silence™	FastCAM™	Opt-X™	Renu™	VXC™
Decora™	GigaMax™	QuickPack™	SmartPatch™	

Brand-Rex Limited is a subsidiary of Leviton Mfg. Co., Inc.

For warranty information on products in this catalog, please visit Leviton.com/ns/emea/warranty.

Third party trademarks used in this catalog are for informational purposes only, not meant to imply affiliation, sponsorship, or endorsement, and are as follows:

- Allsteel® is a registered trademark of Allsteel, Inc.
- Amphenol® is a trademark of Amphenol Corporation.
- Clipsal® is a registered trademark of Schneider Electric (Australia) Pty Ltd.
- D'Gel® is a registered trademark of Illinois Tool Works.
- Ethospace® and Action Office® are registered trademarks of Herman Miller, Inc.
- EZ-RJ45® is a registered trademark of SullStar Technologies, Inc.
- HDMI® is a registered trademark of HDMI Licensing, LLC.
- JackRapid® is a trademark of Fluke Networks.
- Haworth® is a registered trademark of Haworth, Inc.
- KeyQuick® is a registered trademark of KeyFibre Network Components SLU.
- Klein Tools® is a registered trademark of Klein Tools, Inc.
- MTP® is a registered trademark of US Conec, Ltd.
- Series 9000® and Avenir® are registered trademarks of Steelcase, Inc.
- speakON® is a registered trademark of Neutrik AG.
- VELCRO® is a registered trademark of Velcro BVBA. Used with permission.

All other trademarks, service marks, and logos used in this catalog are the property of their respective owners.

© Copyright Leviton Manufacturing Co., Inc. 2021.
 All rights reserved. All unauthorised quotation and reproduction is forbidden except for brief examples used in reviews of this work by periodical publications where the source of information is credited to Leviton, or the reproduction of this material for the purpose of preparing specifications and/or bids in which Leviton products are indicated. To request permission, please contact the Leviton Network Solutions marketing department at +1 (425) 486 2222.

Information in this catalogue is provided as a guide to product selection and is believed to be correct at time of publication. Because Leviton engages in a continuous program of product improvement, data is subject to change without notice.

Leviton Manufacturing Co. Inc., Brand-Rex Limited, and any subsidiary companies reserve the right to refuse sale of any products detailed within this catalogue if such a sale would be considered a breach of United States, United Kingdom, or European Union export trade legislation.



Today's networks must be fast and reliable, with the flexibility to handle ever-increasing data demands. Leviton can help expand your network possibilities and prepare you for the future. Our end-to-end cabling systems feature robust construction that reduces downtime, and performance that exceeds standards. We offer quick-ship make-to-order solutions from our US and UK factories. We even invent new products for customers when the product they need is not available. All of this adds up to the **highest return on infrastructure investment.**

NETWORK SOLUTIONS DIVISION HEADQUARTERS

2222 - 222nd Street S.E., Bothell, WA, 98021, USA | leviton.com/ns

Inside Sales	+1 (800) 722 2082	insidesales@leviton.com
International Inside Sales	+1 (425) 486 2222	intl@leviton.com
Technical Support	+1 (800) 824 3005 / +1 (425) 486 2222	appeng@leviton.com

BERK-TEK CABLE HEADQUARTERS

132 White Oak Rd, New Holland, PA 17557 | leviton.com/ns/berktek

Inside Sales	+1 (800) 237 5835	berktek.info@leviton.com
Technical Support	+1 (800) 237 5835	berktek.support@leviton.com

NETWORK SOLUTIONS EUROPEAN HEADQUARTERS

Viewfield Industrial Estate, Glenrothes, KY6 2RS, UK | leviton.com/ns/emea

Customer Service	+44 (0) 1592 772124	customerserviceeu@leviton.com
Technical Support	+44 (0) 1592 778494	appeng.eu@leviton.com

NETWORK SOLUTIONS MIDDLE EAST HEADQUARTERS

Bay Square, Building 3, Office 205, Business Bay, Dubai, UAE | leviton.com/ns/middleeast

Customer Service	+971 (4) 247 9800	lmeinfo@leviton.com
------------------------	-------------------------	--

CORPORATE HEADQUARTERS

201 N. Service Road, Melville, NY 11747 USA | leviton.com

Customer Service	+1 (800) 323 8920 / +1 (631) 812 6000	customerservice@leviton.com
------------------------	---	--

ADDITIONAL OFFICES

Africa	+971 (4) 247 9800	lmeinfo@leviton.com
Asia / Pacific	+1 (631) 812 6228	infoasean@leviton.com
Canada	+1 (514) 954 1840	pcservice@leviton.com
Caribbean	+1 (954) 593 1896	infocaribbean@leviton.com
China	+852 2774 9876	infochina@leviton.com
Colombia	+57 (1) 743 6045	infocolombia@leviton.com
France	+33 (0) 1709 87825	infofrance@leviton.com
Germany	+49 (0) 173 272 0128	infogermany@leviton.com
Italy	+39 02 3534 896 (Milan) / +39 06 8360 0665 (Rome)	infoitaly@leviton.com
Latin America & Mexico	+52 (55) 5082 1040	lsamarketing@leviton.com
South Korea	+82 (2) 3273 9963	infokorea@leviton.com
Spain	+34 91 490 59 19	infospain@leviton.com
Sweden	+46 70 9675033	infosweden@leviton.com

ALL OTHER INTERNATIONAL INQUIRIES international@leviton.com

