

# TIE DOWNS SURE-LOK SYSTEMS

## AL800 TITAN SERIES SYSTEMS

AL800 SERIES IS THE STRONGEST TITAN RETRACTOR EVER MADE. THE NEW TITAN800 WAS BUILT WITH AN INNOVATIVE ENERGY DISTRIBUTION DESIGN FOR MAXIMUM LOAD CAPACITY TO MEET THE LATEST INDUSTRY REGULATIONS. FEATURES INCLUDE: J-HOOK, POSITIVE LOCKING INTERFACE (PLI) FITTING, AUTO-TENSION & AUTO-LOCK, AND LOW PROFILE.



**AL800855S**  
RETRACTOR WITH L  
TRACK FITTING



**AL800944S-SNC**  
RETRACTOR WITH SLIDE  
N CLICK FITTING

### TIITAN800 KITS WITH OCCUPANT RESTRAINTS

| <u>FITTING</u> | <u>KIT PART #</u> | <u>INCLUDED IN KIT</u>                            |
|----------------|-------------------|---|
| L TRACK        | AL812S-4C         | AL800855S (4) & AL700727HA (1)                    |
| L TRACK        | AL812S-4C-7       | AL800855S (4) & AL700868-4 (1)                    |
| SNC            | AL860S-4C-SNC     | AL800944S-SNC (4), Q8-7580-A (4), & AL700727HA(1) |

### TIITAN800 KITS WITHOUT OCCUPANT RESTRAINTS

| <u>FITTING</u> | <u>KIT PART #</u> | <u>INCLUDED IN KIT</u>            |
|----------------|-------------------|-----------------------------------|
| L TRACK        | AL827S-4C         | AL800855S (4)                     |
| SNC            | AL861S-4C-SNC     | AL800944S-SNC (4) & Q8-7580-A (4) |

# TIE DOWNS SURE-LOK SYSTEMS

## AL700 TITAN SERIES SYSTEMS

With its distinctive blue webbing and highly-visible, yellow "locked" indicator tag, the AL700 Titan Retractor Series lets operators know when the retractor is in locked mode. This auto-tension, auto-lock wheelchair securement system allows operators to quickly secure a wheelchair in seconds -- with only one hand. The Titan Retractor System has a low-profile bracket and a sleeker, cleaner retractor case with a stud fitting to attach the occupant restraint system.



**AL700907S**  
L.H. RETRACTOR L  
TRACK FITTING

**AL700855S**  
R.H. RETRACTOR L  
TRACK FITTING



**AL700945S-SNC**  
L.H. RETRACTOR SNC  
FITTING

**AL700944S-SNC**  
R.H. RETRACTOR SNC  
FITTING

### TIITAN700 KITS WITH OCCUPANT RESTRAINTS

| <u>FITTING</u> | <u>KIT PART #</u> | <u>INCLUDED IN KIT</u>   |
|----------------|-------------------|--|
| L TRACK        | AL712S-4C         | AL700855S (2), AL700907S (2), & AL700727HA (1)                           |
| L TRACK        | AL712S-4C-7       | AL700855S (2), AL700907S (2), & AL700868-4 (1)                           |
| SNC            | AL760S-4C-SNC     | AL700944S-SNC (2), AL700945S-SNC (2),<br>Q8-7580-A (4), & AL700727HA (1) |

### TIITAN800 KITS WITHOUT OCCUPANT RESTRAINTS

| <u>FITTING</u> | <u>KIT PART #</u> | <u>INCLUDED IN KIT</u>                                   |
|----------------|-------------------|--|
| L TRACK        | AL727S-4C         | AL700855S (2) & AL700907S (2)                            |
| SNC            | AL761S-4C-SNC     | AL700944S-SNC (2), AL700945S-SNC (2), &<br>Q8-7580-A (4) |

# TIE DOWNS SURE-LOK SYSTEMS

## FF600 RETRACTOR SERIES SYSTEMS

The FF600 Retractor System is a proven and convenient way to secure passengers in wheelchairs. Our dual, 24-teeth sprocket mechanism enables the user to more easily increase tension on the webbing. And the versatility of the system offers users a choice of S-Hook or Buckle & Tab hardware attachment styles.

### S-Hook Attachment



**FE200855S**  
L. H. RETRACTOR WITH L TRACK FITTING AND S-HOOK



**FE200907S**  
R.H RETRACTOR WITH L TRACK FITTING AND S-HOOK



**FE200944S-SNC**  
L.H. RETRACTOR WITH SNC FITTING AND S-HOOK



**FE200945S-SNC**  
R.H RETRACTOR WITH SNC FITTING AND S-HOOK

### FF600 RETRACTOR SERIES KITS WITH OCCUPANT RESTRAINTS

| <u>FITTING</u> | <u>KIT PART #</u> | <u>INCLUDED IN KIT</u>  |
|----------------|-------------------|---|
| L TRACK        | FF612S-4C         | FE200855S (2), FE200907S (2), & FE200727HA (1)                      |
| L TRACK        | FF612S-4C-7       | FE200855S (2), FE200907S (2), & FE200868-4 (1)                      |
| SLIDE N CLICK  | FF660S-4C-SNC     | FE200944S-SNC (2), FE200945S-SNC (2), Q8-7580-A (4), FE200727HA (1) |

### FF600 RETRACTOR SERIES KITS WITHOUT OCCUPANT RESTRAINTS

| <u>FITTING</u> | <u>KIT PART #</u> | <u>INCLUDED IN KIT</u>                                |
|----------------|-------------------|---|
| L TRACK        | FF627S-4C         | FE200855S (2) & FE200907S (2)                         |
| SLIDE N CLICK  | FF661S-4C-SNC     | FE200944S-SNC (2), FE200945S-SNC (2), & Q8-7580-A (4) |

# TIE DOWNS SURE-LOK SYSTEMS

## FF600 RETRACTOR SERIES SYSTEMS

The FF600 Retractor System is a proven and convenient way to secure passengers in wheelchairs. Our dual, 24-teeth sprocket mechanism enables the user to more easily increase tension on the webbing. And the versatility of the system offers users a choice of S-Hook or Buckle & Tab hardware attachment styles.

### Buckle & Tab Attachment



**FE200855**  
L. H. RETRACTOR WITH L TRACK  
FITTING AND BUCKLE/TAB

**FE200907**  
R.H RETRACTOR WITH L TRACK  
FITTING AND BUCKLE/TAB



**FE200944-SNC**  
L.H. RETRACTOR WITH SNC  
FITTING AND BUCKLE/TAB

**FE200945-SNC**  
R.H RETRACTOR WITH SNC  
FITTING AND BUCKLE/TAB

### FF600 RETRACTOR SERIES KITS WITH OCCUPANT RESTRAINTS

| <u>FITTING</u> | <u>KIT PART #</u> | <u>INCLUDED IN KIT</u>  |
|----------------|-------------------|---|
| L TRACK        | FF612-4C          | FE200855 (2), FE200907 (2), & FE200727HA (1)                          |
| SLIDE N CLICK  | FF660-4C-SNC      | FE200944-SNC (2), FE200945-SNC (2),<br>Q8-7580-A (4), & FE00727HA (1) |

### FF600 RETRACTOR SERIES KITS WITHOUT OCCUPANT RESTRAINTS

| <u>FITTING</u> | <u>KIT PART #</u> | <u>INCLUDED IN KIT</u>                                 |
|----------------|-------------------|--|
| L TRACK        | FF627-4C          | FE200855 (2) & FE200907 (2)                            |
| SLIDE N CLICK  | FF661-4C-SNC      | FE200944-SNC (2), FE200945-SNC (2), &<br>Q8-7580-A (4) |

TIE DOWNS SYSTEMS

# TIE DOWNS SURE-LOK SYSTEMS

## FE500 MANUAL SERIES SYSTEMS

Determine which FE500 System is right for you. Select the Floor Anchor type you have or want installed, and choose the attachment style. Then just order the corresponding kit part number. It's that easy. Tie-down assembly part numbers are listed in the chart below and tie-down kit part numbers are in the chart on the opposite page.

### Snap Hook & D-Ring Attachment



**FE200602**  
Cam Buckle w/  
Snap Hook &  
D-Ring



**FE200603**  
Overcenter Buckle  
w/Snap Hook &  
D-Ring



**FE200783**  
Ratchet Buckle  
w/Snap Hook &  
D-Ring

### FE500 MANUAL SERIES KITS WITH OCCUPANT RESTRAINTS

| <u>FITTING</u> | <u>KIT PART #</u> | <u>INCLUDED IN KIT</u>                                  |
|----------------|-------------------|---|
| L TRACK        | FE576             | FE200602 (2), FE20063 (2), FE200595 (1), & FE200599 (1) |

### FE500 MANUAL SERIES KITS WITH OUT OCCUPANT RESTRAINTS

| <u>FITTING</u> | <u>KIT PART #</u> | <u>INCLUDED IN KIT</u>      |
|----------------|-------------------|-----------------------------|
| L TRACK        | FE514             | FE200602 (2) & FE200603 (2) |
| L TRACK        | FE517             | FE200603 (4)                |
| L TRACK        | FE522             | FE200602 (2) & FE200783 (2) |
| L TRACK        | FE523             | FE200783 (4)                |

# TIE DOWNS SURE-LOK SYSTEMS

## FE500 MANUAL SERIES SYSTEMS

### S-HOOK Attachment



**FE200603LS**  
Overcenter  
Buckle W/LH  
S-Hook



**FE200603RS**  
Overcenter  
Buckle W/RH  
S-Hook



**FE200602LS**  
Cam Buckle  
W/LH S-Hook



**FE200602RS**  
Cam Buckle  
W/RH S-Hook



**FE200783LS**  
Ratchet  
Buckle W/LH  
S-Hook



**FE200783RS**  
Ratchet  
Buckle W/RH  
S-Hook

### FE500 MANUAL SERIES KITS WITH OCCUPANT RESTRAINTS

FITTING  
L TRACK

KIT PART #  
FE514S-1

INCLUDED IN KIT  
FE200602RS (1), FE200602LS (1), FE200603RS (1),  
FE200603LS (1) & Q5-7571-A (4)

### FE500 MANUAL SERIES KITS WITH OUT OCCUPANT RESTRAINTS

FITTING  
L TRACK

KIT PART #  
FE514S

INCLUDED IN KIT  
FE200602RS (1), FE200602LS (1), FE200603RS (1),  
& FE200603LS (1)

L TRACK

FE517S

FE200603RS (2) & FE200603LS

L TRACK

FE522S

FE200602RS (1), FE200602LS (1), FE200783RS (1),  
& FE200783LS (1)

L TRACK

FE523S

FE200783RS (2) & FE200783LS (2)

T  
I  
E  
D  
O  
W  
N  
S  
Y  
S  
T  
E  
M  
S

# SURE-LOK SYSTEMS

T  
I  
E  
D  
O  
W  
N  
S  
Y  
S  
T  
E  
M  
S

## PARALLEL LAP BELTS

The Parallel Lap Belt attaches directly to the floor track or plates and used with a shoulder belt provides a complete occupant restraint system that secures the passenger separately and independently from the wheelchair securement system. Each Premium Lap Belt contains three push-button buckles for greater versatility of attachment, two webbing adjusters for increased placement capability and web stiffeners for ease of installation. Each Standard Lap Belt contains a single push-button buckle and two webbing adjusters for increased placement capability.



**FE200600**  
PREMIUM LAP BELT FOR SERIES  
L TRACK (108" LONG)



**FE200594**  
STANDARD LAP BELT FOR SERIES  
L TRACK (98" LONG)

## INTEGRATED LAP BELTS

The Integrated Lap Belt attaches directly to the rear tie-down assemblies of the wheelchair securement system. Used with a shoulder belt, it provides a complete occupant restraint system that is an "integrated" part of the wheelchair securement. Each Integrated Lap Belt contains a single push button buckle and webbing adjuster(s) for increased placement capability.



**AL700842**  
INTEGRATED LAP BELT (96" LONG)  
FOR USE WITH AL700 TITAN SYSTEMS ONLY




**FE200842**  
INTEGRATED LAP BELT (96" LONG)  
INTEGRATED LAP BELT WITH SNAP HOOKS TO  
ATTACH TO D-RING ON REAR WHEELCHAIR TIE  
DOWN ASSY.



**FE200595**  
INTEGRATED LAP BELT (80" LONG)  
LAP BELT WITH SNAP HOOKS TO ATTACH TO D-RING  
ON REAR WHEELCHAIR TIE-DOWN ASSY.  
FOR USE WITH FE500 MANUAL SERIES SYSTEMS  
ONLY.



**FE200637-14** 13" LONG  
**FE200637-020-14** 20" LONG  
LAP BELT EXTENSION



**AL700727HA-LAP**  
LAP BELT CONNECTOR ASSY  
FOR USE WITH TITAN INTEGRATED  
COMBINATION BELT.



**FE700727HA-LAP**  
LAP BELT CONNECTOR ASSY  
FOR USE WITH INTEGRATED  
COMBINATION BELT.

# SURE-LOK SYSTEMS

## INTEGRATED COMBINATION BELTS

The Integrated Combination Belt provides a shoulder belt and integrated lap belt that are incorporated into a fully retractable unit. It combines the automatic adjustability of a shoulder belt with the easy installation of an integrated lap belt. The web guide can be mounted directly to vehicle sidewall or Series L Track with FE200745, FE200747 or FE200736 Mounting Hardware Kit. Retractor can be mounted to vehicle floor or sidewall, or can be converted from fixed-point to track application with FE200747, FE201037 or FE201039 Mounting Hardware Kit.

T  
I  
E  
D  
O  
W  
N  
S  
Y  
S  
T  
E  
M  
S



### **AL700727** AL700 TITAN SYSTEM ONLY INTEGRATED COMBINATION BELT

THIS BELT HAS TRIANGULAR FITTINGS TO ATTACH LAP BELT TO STUD ON REAR WHEELCHAIR TIE-DOWN RETRACTOR ASSEMBLIES. A VELCRO STRAP IS PROVIDED TO KEEP BELT AGAINST THE VEHICLE SIDEWALL WHEN NOT IN USE.



### **FE200727**

**INTEGRATED COMBO BELT**  
THIS BELT HAS THE SNAP HOOKS TO ATTACH LAP BELT TO D-RINGS ON REAR WHEELCHAIR TIE-DOWN ASSEMBLIES. A VELCRO STRAP IS PROVIDED TO KEEP BELT AGAINST THE VEHICLE SIDEWALL WHEN NOT IN USE.

### **FE200856**

THIS BELT IS DESIGNED TO ALLOW THE RETRACTOR TO BE INSTALLED ON A SIDEWALL RAIL, WHICH IS TYPICALLY MOUNTED 10" ABOVE THE VEHICLE FLOOR.



### **AL700727HA** TITIAN SYSTEM ONLY INTEGRATED COMBINATION BELT WITH HEIGHT ADJUSTER

THIS BELT HAS TRIANGULAR FITTINGS TO ATTACH LAP BELT TO STUD ON REAR WHEELCHAIR TIE-DOWN RETRACTOR ASSEMBLIES. HEIGHT ADJUSTER PROVIDES NEARLY 12" OF VERTICAL ADJUSTMENT TO ALLOW PROPER SHOULDER BELT PLACEMENT ON THE OCCUPANT.



### **FE200727HA**

**INTEGRATED COMBINATION  
BELT WITH HEIGHT  
ADJUSTER**

THIS BELT HAS SNAP HOOKS TO ATTACH LAP BELT TO D-RING ON REAR TIE-DOWN ASSEMBLIES. HEIGHT ADJUSTER PROVIDES EARLY 12" OF VERTICAL ADJUSTMENT TO ALLOW PROPER SHOULDER BELT PLACEMENT ON THE OCCUPANT. A VELCRO STRAP IS PROVIDED TO KEEP BELT AGAINST THE VEHICLE SIDEWALL WHEN NOT IN USE.

### **FE200856HA**

THIS BELT IS DESIGNED TO ALLOW THE RETRACTOR TO BE INSTALLED ON A SIDEWALL RAIL, WHICH IS TYPICALLY MOUNTED 10" ABOVE THE VEHICLE FLOOR.



# SURE-LOK SYSTEMS

T  
I  
E  
D  
O  
W  
N  
S  
Y  
S  
T  
E  
M  
S

## DUAL RETRACTABLE INTEGRATED COMBINATION BELTS

The Dual Retractable Integrated Combination Belt offers two retractors for easier webbing adjustment. The height of the belt can be adjusted for proper shoulder belt placement on the occupant simply by pushing a release button on the upper retractor. In addition to this feature, this belt can be moved front to back along the vehicle sidewall, without the use of tools, by simply removing the L fittings from the vehicle track.



**AL700868-2** FOR AL700 TITAN SYSTEM ONLY

### DUAL RETRACTOR INTEGRATED COMBINATION BELT

THIS BELT HAS TRIANGULAR FITTINGS TO ATTACH LAP BELT TO STUD ON REAR WHEELCHAIR TIE-DOWN RETRACTOR ASSEMBLIES AND A FLAT MOUNTING BRACKET ON THE UPPER RETRACTOR.

**AL700868-4**

THIS BELT OFFERS AN ANGLED MOUNTING BRACKET ON THE UPPER RETRACTOR TO ACCOMMODATE ANGLED VEHICLE SIDEWALL WIRE MOLDING.



**FE200868-2**

### DUAL RETRACTOR INTEGRATED COMBINATION BELT

THIS BELT HAS SNAP HOOKS TO ATTACH LAP BELT WITH SNAP HOOKS TO ATTACH LAP BELT TO D-RING ON REAR WHEELCHAIR TIE-DOWN ASSEMBLIES AND A FLAT MOUNTING BRACKET ON THE UPPER RETRACTOR.

**FE200868-4**

THIS BELT OFFERS AN ANGLED MOUNTING BRACKET ON THE UPPER RETRACTOR TO ACCOMMODATE ANGLED VEHICLE SIDEWALL WIRE MOLDING.

# SURE-LOK SYSTEMS

## SHOULDER BELTS

T  
I  
E  
D  
O  
W  
N  
S  
Y  
S  
T  
E  
M  
S



**FE200599** 52" LONG

**FE200732** 82" LONG

NON-RETRACTABLE SHOULDER BELT FOR SERIES L TRACK  
THIS BELT ATTACHES TO SERIES L TRACK ON VEHICLE SIDEWALL, PROVIDING INCREASED POSITIONING FLEXIBILITY FOR MULTIPLE STATION VEHICLES.



**FE200710** 52" LONG

**FE200710L** 82" LONG

NON-RETRACTOR FIXED POINT SHOULDER BELT  
THIS BELT CAN BE MOUNTED DIRECTLY TO THE VEHICLE SIDEWALL OR SERIES L TRACK WITH FE200745, FE200747 OR FE200736 MOUNTING HARDWARE KIT.



**FE200599HA** 72" LONG

NON-RETRACTABLE SHOULDER BELT BELT WITH HEIGHT ADJUSTER  
THIS BELT ATTACHES TO SERIES L TRACK ON VEHICLE SIDEWALL AND FLOOR, PROVIDING INCREASED POSITIONING FLEXIBILITY FOR MULTIPLE STATION VEHICLES. HEIGHT ADJUSTER PROVIDES NEARLY 12" OF VERTICAL ADJUSTMENT TO ALLOW PROPER SHOULDER BELT PLACEMENT ON THE OCCUPANT. A VELCRO STRAP IS PROVIDED TO KEEP BELT AGAINST THE VEHICLE SIDEWALL WHEN NOT IN USE.



**FE200710HA** 72" LONG

NON-RETRACTOR FIXED-POINT SHOULDER BELT WITH HEIGHT ADJUSTER  
THIS BELT'S WEB GUIDE CAN BE MOUNTED DIRECTLY TO THE VEHICLE SIDEWALL OR SERIES L TRACK WITH FE200745, FE200747 OR FE200736 MOUNTING HARDWARE KIT. BOTTOM BRACKET CAN BE CONVERTED FROM A FIXED-POINT TO A TRACK APPLICATION WITH FE200747, FE201037 OR FE201039 MOUNTING HARDWARE KIT. HEIGHT ADJUSTER PROVIDES NEARLY 12" VERTICAL ADJUSTMENT TO ALLOW PROPER TO KEEP BELT ENDS UP AGAINST THE VEHICLE SIDEWALL WHEN NOT IN USE.

# SURE-LOK SYSTEMS

## SHOULDER BELTS

T  
I  
E  
D  
O  
W  
N  
S  
Y  
S  
T  
E  
M  
S



**FE200865** 63" LONG

**NON-RETRACTABLE FIXED-POINT SHOULDER BELT WITH QUICK DISCONNECT**

THIS BELT CAN BE MOUNTED TO THE EXISTING ORIGINAL EQUIPMENT SHOULDER BELT ANCHOR BOLT. THIS ALLOWS IT TO BE USED ALONG WITH THE ORIGINAL EQUIPMENT SHOULDER BELT. THIS BELT CAN BE EASILY REMOVED, BY USING THE SIGNAL PUSH BUTTON BUCKLE, ALLOWING A PASSENGER SITTING ON THE FLIP SEAT TO USE THE ORIGINAL EQUIPMENT SHOULDER BELT. WHEN A WHEELCHAIR IS PLACED IN THE SAME AREA, THE BELT CONNECTS TO ITS SHORT ANCHOR STRAP BY USING THE SINGLE PUSH-BUTTON BUCKLE.



**FE200936** 100" LONG

**RETRACTABLE FIXED-POINT SHOULDER BELT**

THIS BELT PROVIDES AUTOMATIC WEBBING ADJUSTMENT FOR PROPER BELT PLACEMENT ON THE OCCUPANT. RETRACTOR CAN BE MOUNTED DIRECTLY TO THE UPPER POINT OF VEHICLE SIDEWALL WITH MOUNTING HARD WARE INCLUDED.



**FE200604** 112" LONG

**FE200604L** 136" LONG

**RETRACTABLE FIXED-POINT SHOULDER BELT**

THIS BELT PROVIDES AUTOMATIC WEBBING ADJUSTMENT. WEB GUIDE CAN BE MOUNTED DIRECTLY TO THE VEHICLE SIDEWALL OR SERIES L TRACK WITH FE200745, FE200747, OR FE200736 MOUNTING HARDWARE KIT. RETRACTOR CAN BE MOUNTED TO THE VEHICLE FLOOR OR SIDEWALL, OR CAN BE CONVERTED FROM A FIXED POINT TO AT TRACK APPLICATION WITH FE200747, FE201037 OR FE201039 MOUNTING HARDWARE KIT.



**FE200604HA** 136" LONG

**RETRACTABLE FIXED-POINT SHOULDER BELT WITH HEIGHT ADJUSTER**

THIS BELT PROVIDES AUTOMATIC WEBBING ADJUSTMENT. WEB GUIDE CAN BE MOUNTED DIRECTLY TO THE VEHICLE SIDEWALL OR SERIES L TRACK WITH FE200745, FE200747 OR FE200736 MOUNTING HARD WARE KIT. RETRACTOR CAN BE MOUNTED TO THE VEHICLE FLOOR OR SIDEWALL, OR CAN BE CONVERTED FROM A FIXED POINT TO A TRACK APPLICATION WITH FE200747, FE201037 OR FE201039 MOUNTING HARDWARE KIT. HEIGHT ADJUSTER PROVIDES NEARLY 12" OF VERTICAL ADJUSTMENT TO ALLOW PROPER SHOULDER BELT PLACEMENT ON THE OCCUPANT. A VELCRO STRAP IS PROVIDED TO KEEP BELT AGAINST THE VEHICLE SIDEWALL WHEN ON IN USE.

# SURE-LOK SYSTEMS

## OCCUPANT RESTRAINT ACCESSORIES



### FE200745

**SIDEWALL MOUNTING KIT**  
THIS KIT PROVIDES AN INSTALLATION POINT ON VEHICLE SIDEWALL FOR THE WEB GUIDE OF FIXED-POINT SHOULDER BELT.



### FE200747

**SERIES L TRACK MOUNTING KIT**  
THIS KIT ALLOWS SEMI-PERMANENT MOUNTING OF FIXED-POINT SHOULDER BELTS INTO SERIES L TRACK ON THE VEHICLE SIDEWALL.



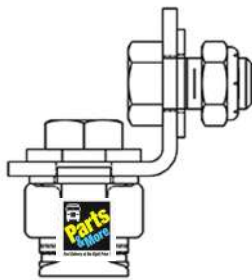
### FE200736

**SERIES L TRACK ADJUSTABLE SIDEWALL MOUNTING KIT**  
THIS KIT CONVERTS FIXED-POINT OCCUPANT RESTRAINTS TO A SERIES L TRACK ON VEHICLE SIDEWALL. USED WITH FE201037 OR FE201039 MOUNTING KIT ON THE BOTTOM RETRACTOR.



### FE201037

**SERIES L TRACK MOUNTING KIT FOR OCCUPANT RESTRAINT RETRACTORS**  
THIS KIT CONVERTS FIXED-POINT RETRACTABLE OCCUPANT RESTRAINT RETRACTORS TO SERIES L TRACK APPLICATION ON VEHICLE FLOOR. USED WITH FE200736 SERIES L TRACK ADJUSTABLE SIDEWALL MOUNTING KIT, RETRACTABLE FIXED-POINT OCCUPANT RESTRAINTS CAN BE MOVED ALONG SERIES L TRACK.



### FE201125

**SIDEWALL MOUNTING KIT**  
THIS KIT PROVIDES AN INSTALLATION POINT ON VEHICLE SIDEWALL FOR THE WEB GUIDE OF FIXED-POINT OCCUPANT RESTRAINTS.

T  
I  
E  
D  
O  
W  
N  
S  
Y  
S  
T  
E  
M  
S

# SURE-LOK SYSTEMS

## FLOOR PLATES AND TRACK ACCESSORIES



**Q5-7570-A**  
 SERIES L RECESSED  
 FLOOR PLATE WITH  
 COVER



**Q5-7571-A**  
 SERIES L OVAL  
 FLOOR PLATE KIT



**FE201163**  
 SERIES L FLUSH  
 MOUNT FLANGED  
 FLOOR PLATE KIT



**Q8-7580-A**  
 SLIDE 'N' CLICK FLOOR  
 ANCHOR, BACKING  
 PLATE, LOCK WASHER  
 AND NUT



**FE200777**  
 SERIES L CONNECTOR ASSY KIT  
 THIS KIT CONVERTS FF600  
 RETRACTOR SERIES WHEELCHAIR  
 TIE-DOWN RETRACTOR ASSEMBLIES  
 TO A SERIES L APPLICATION.



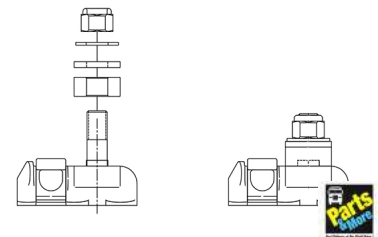
**Q8-7580SL**  
 SLIDE 'N' CLICK CONNECTOR ASSY KIT  
 THIS KIT CONVERTS AL700 TITAN  
 OR FF600 SERIES WHEELCHAIR  
 TIE-DOWN RETRACTOR ASSEMBLIES  
 TO A SLIDE 'N' CLICK APPLICATION.



**FE200744**  
 SERIES L TRACK SEAT  
 STUD FITTING  
 FOR USE IN MOUNTING  
 VEHICLE SEATS  
 INTO SERIES L TRACK.  
 FOR FF600 SERIES.



**FE200739**  
 SERIES L TRACK DOUBLE  
 LUG STUD FITTING.  
 THIS FITTING IS USED AS  
 A BOLT-ON ANCHORING  
 POINT FOR SERIES L  
 TRACK APPLICATIONS  
 WHERE HIGHER  
 STRENGTH THAN THE  
 FE200744 IS REQUIRED.



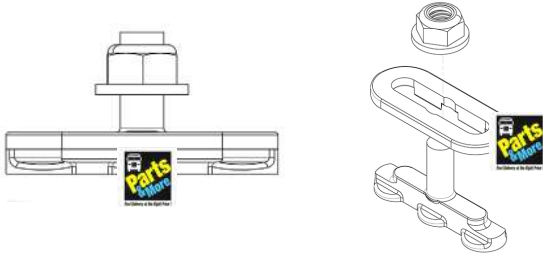
**AL701051-14**  
 SERIES L TRACK SEAT  
 STUD FITTING  
 FOR USE IN MOUNTING  
 VEHICLE SEATS  
 INTO SERIES L TRACK.  
 FOR TITAN SERIES.

T  
I  
E  
D  
O  
W  
N  
S  
Y  
S  
T  
E  
M  
S

# SURE-LOK SYSTEMS

T  
I  
E  
D  
O  
W  
N  
S  
Y  
S  
T  
E  
M  
S

## FLOOR PLATES AND TRACK ACCESSORIES



**FE201172**  
SERIES L 3-LUG STUD FITTING



**FE201006**  
L TRACK INSTALLATION  
HARDWARE KIT, 5/16" BOLT,  
WASHER & LOCK NUT, 100  
PCS. EA.

**FE201005**  
L TRACK INSTALLATION  
HARDWARE KIT, 1/4" BOLT,  
WASHER & LOCK NUT, 100  
PCS. EA.



**Q5-8525-SC2**  
SLIDE "N CLICK  
STOWAGE BRACKET.  
HOLDS 2 RETRACTORS



**Q5-8525-SC**  
SLIDE 'N CLICK  
STOWAGE  
BRACKET. HOLDS  
4 RETRACTORS



**8663**  
SERIES L TRACK END  
CAP  
FOR USE IN MOUNTING  
VEHICLE SEATS INTO SERIES  
L TRACK.



**QC06059**  
END CAP FOR  
SURFACE ANGLED  
SERIES L-TRACK



**QC06058**  
END CAP FOR  
FLANGE SERIES  
L-TRACK



**FE200751**  
PLASTIC FILLER  
STRIP

# SURE-LOK SYSTEMS

## SYSTEM TRACK

T  
E  
D  
O  
W  
N  
S  
Y  
S  
T  
E  
M  
S



### FE200761

HEAVY-DUTY SERIES L TRACK WITH 4 (.26" DIAMETER) COUNTERSUNK MOUNTING HOLES, 8" SECTION

MATERIAL: 7075-T6 ALUMINUM  
WEIGHT: 0.4LB/0.2 KG



### FE200763

HEAVY-DUTY SERIES L TRACK WITH FLANGES AND 4 (.26" DIA.) COUNTERSUNK MOUNTING HOLES, 8" SECTION

MATERIAL: 7075-T6 ALUMINUM  
WEIGHT: 0.5LB/0.2 KG



### FE200762

HEAVY-DUTY SERIES L TRACK WITH 2 (.42" DIAMETER) MOUNTING HOLES, 9" SECT.

MATERIAL: 7075-T6 ALUMINUM  
WEIGHT: 0.5LB/0.2 KG



### FE200765

HEAVY-DUTY SERIES L TRACK WITH FLANGES AND 2 (.42" DIA.) MOUNTING HOLES, 9" SECTION

MATERIAL: 7075-T6 ALUMINUM  
WEIGHT: 0.6LB/0.3 KG




### FE753NA100-04-3

FLANGE SERIES L-TRACK PRE-DRILLED, 100" LENGTH, STANDARD 82 DEGREE COUNTSUNK HOLES ARE PRE-DRILLED EVERY 4", USES 5/16" BOLTS.

### FE753NA144-04-3

144" LONG



### FE750NA100-04-3

REGULAR SERIES L-TRACK PRE-DRILLED. 100" IN LENGTH. STANDARD 82 DEGREE COUNTERSUNK HOLES EVERY 4". USES 5/16" BOLTS.



### FE752NA100-04-3

SURFACE ANGLED SERIES L- TRACK PRE-DRILLED. 100" IN LENGTH. STANDARD 82 DEGREE COUNTERSUNK HOLES ARE PRE-DRILLED EVERY 4". USES 5/16" BOLTS



### FE748-01-PD4C

HEAVY DUTY SERIES L TRACK WITH FLANGES AND CLEAR ANODIZED FINISH. 100" LONG WITH 1/4" COUNTERSUNK MOUNTING HOLES SPACED ON 4" CENTERS.

# SURE-LOK SYSTEMS

## ACCESSORIES



### FE201122

GO2 OXYGEN TANK HOLDER  
WITH SERIES L FITTING.

### FE201122-2

DUAL OXYGEN TANK HOLDER  
WITH SERIES L FITTING.



### FE201145

HEAVY DUTY STORAGE CONTAINER

### FE200746

VINYL STORAGE CONTAINER



### FE200750

QUICK STRAP 12" LONG

### FE200750-16

QUICK STRAP 16" LONG



# TIE DOWN KITS Q'STRAIT SYSTEMS

## QRT-360 TIE DOWN KITS

### L-TRACK KITS



#### Q-10007

KIT INCLUDES:

- (4) QRT-360 RETRACTORS WITH L-TRACK FITTINGS
- (1) Q8-6326-A1 LAP & SHOULDER BELT OCCUPANT RE-

STRAINT



#### Q-10010

KIT INCLUDES:

- (4) QRT-360 RETRACTORS WITH L-TRACK FITTINGS



#### Q-10014

KIT INCLUDES:

- (4) QRT-360 RETRACTORS
- (1) HR131 RETRACTABLE LAP & SHOULDER BELT W/HEIGHT ADJUSTER

# TIE DOWN KITS Q'STRAIT SYSTEMS

## QRT-360 TIE DOWN KITS

### L-TRACK KITS



#### Q-8600-A1-L

KIT INCLUDES:

- (4) QRT-360 RETRACTORS
- (1) Q8-6326-A1-T RETRACTABLE LAP & SHOULDER BELT



#### Q-8600-A1-L2

KIT INCLUDES:

- (4) QRT-360 RETRACTORS
- (1) Q8-6323-A-131 RETRACTABLE LAP & SHOULDER BELT
- (1) Q8-6340 LAP BELT EXTENSION



#### Q-8600-AT-L

KIT INCLUDES:

- (4) QRT-360 RETRACTORS
- (1) Q8-6625-AT MANUAL LAP & SHOULDER BELT

# TIE DOWN KITS Q'STRAIT SYSTEMS

## QRT-360 TIE DOWN KITS

**SLIDE N' CLICK KITS**



**Q-10008**

KIT INCLUDES:

- (4) QRT-360 RETRACTORS WITH SLIDE 'N CLICK FITTINGS
- (1) Q8-6326-A1 LAP & SHOULDER BELT OCCUPANT RESTRAINT



**Q-10009**

KIT INCLUDES:

- (4) QRT-360 RETRACTORS WITH SLIDE 'N CLICK FITTINGS



**Q-8600-AP-SC**

KIT INCLUDES:

- (4) QRT-360 RETRACTORS
- (4) Q8-7580-A SLIDE 'N CLICK FLOOR ANCHORAGES
- (1) Q8-6325-AT MANUAL LAP & SHOULDER BELT

# TIE DOWN KITS Q'STRAIT SYSTEMS

## QRT-360 PARTS



**Q8-6326-A1**

ONE RETRACTOR LAP/SHOULDER  
BELT, 1 EXTENSION, 2 PIN  
CONNECTORS.



**Q011012**

ONE QRT-360 RETRACTOR  
WITH L-TRACK FITTING



**Q011022**

ONE QRT-360 WITH SLIDE  
'N CLICK FITTING

T  
I  
E  
D  
O  
W  
N  
S  
Y  
S  
T  
E  
M  
S

# TIE DOWN KITS Q'STRAIT SYSTEMS

## QRT MAX TIE DOWN KITS

### SLIDE N' CLICK KITS



#### Q-8306-SC

- \* (4) QRT MAX RETRACTOR
- \* COMBO LAP/SHOULDER BELT FITTED ONTO L TRACK
- \* RETRACTABLE HEIGHT ADJUSTER FITTED ONTO L TRACK



#### Q8-6209-SC

- SINGLE QRT MAX RETRACTOR MTD ON SLIDE N CLICK FITTING.



#### Q-8300-A1-SC

- \* (4) QRT MAX RETRACTORS
- \* RETRACTABLE LAP & SHOULDER BELT
- \* BOTTOM POCKET ASSEMBLY INCLUDED



#### Q-8300-A-SC

- \* (4) QRT MAX RETRACTORS
- \* REGULAR LAP AND SHOULDER BELT
- \* BOTTOM POCKET ASSEMBLY INCLUDED



#### Q-8301-SC

- \* (4) QRT MAX RETRACTORS
- \* BOTTOM POCKET ASSEMBLY INCLUDED

# TIE DOWN KITS Q'STRAIT SYSTEMS

T  
I  
E  
D  
O  
W  
N  
S  
Y  
S  
T  
E  
M  
S

## L-TRACK KITS

## QRT MAX TIE DOWN KITS



**Q-8306-L2**  
 \* (4) QRT MAX RETRACTORS  
 \* RETRACTABLE COMBO BELT WITH RETRACTABLE HEIGHT ADJUSTER  
 \* 131 DEGREE L TRACK BRACKET



**Q-8301-L**  
 \* (4) QRT MAX RETRACTORS



**Q-8300-A1-L**  
 \* (4) QRT MAX RETRACTORS PART #Q8-6209-L  
 \* RETRACTABLE LAP & SHOULDER BELT PART #Q8-6326-A1



**Q8-6209-L**  
 SINGLE QRT MAX RETRACTOR MTD ON L-TRACK FITTING.



**Q-8300-A-L**  
 \* (4) QRT MAX RETRACTORS  
 \* REGULAR LAP & SHOULDER BELT

## FLOOR MOUNTED KITS



**Q-8300-A1-F**  
 \* (4) QRT MAX RETRACTORS MOUNTED ONTO 45 DEGREE ANGLE BRACKET  
 \* RETRACTABLE LAP AND SHOULDER BELT



**Q-8301-F**  
 \* (4) QRT MAX RETRACTORS MOUNTED ONTO 45 DEGREE BRACKETS



**Q-8300-A-F**  
 \* (4) QRT MAX RETRACTORS MOUNTED ONTO 45 DEGREE BRACKETS  
 \* REGULAR LAP AND SHOULDER BELT

# TIE DOWN KITS Q'STRAIT SYSTEMS

## QRT MAX ACCESSORIES



**Q8-6301-1**  
ONE CLAW FOR  
CABLE RELEASE  
50" CABLE AND  
CLAW.



**Q8-6301-2**  
TWO CLAWS FOR  
CABLE RELEASE  
HANDLE 50"  
CABLE AND TWO  
CLAWS.

## QRT DELUXE TIE DOWN KITS

### SLIDE N' CLICK KITS



**Q-8100-A-SC**  
\* (4) QRT DELUXE RETRACTORS  
\* REGULAR LAP AND SHOULDER  
BELT  
\* BOTTOM POCKET ASSEMBLY  
INCLUDED



**Q-8100-A1-SC**  
\* (4) QRT DELUXE RETRACTORS  
\* RETRACTABLE LAP AND  
SHOULDER BELT  
\* BOTTOM POCKET ASSEMBLY  
INCLUDED



**Q-8101-SC**  
\* (4) QRT DELUXE RETRACTORS  
\* BOTTOM POCKET ASSEMBLY  
INCLUDED

### L-TRACK KITS



**Q-8106-L2**  
\* (4) QRT DELUXE RETRACTORS  
\* RETRACTABLE LAP AND  
SHOULDER BELT WITH  
RETRACTABLE HEIGHT ADJ  
\* 131 DEGREE ANGLE BRACKET



**Q-8100-A-L**  
\* (4) QRT DELUXE RETRACTORS  
\* REGULAR LAP AND  
SHOULDER BELT



**Q-8100-A1-L**  
\* (4) QRT DELUXE RETRACTORS  
\* RETRACTABLE LAP &  
SHOULDER BELT



**Q-8101-L**  
\* (4) QRT DELUXE RETRACTORS

# TIE DOWN KITS Q'STRAIN SYSTEMS

## QRT DELUXE TIE DOWN KITS

### FLOOR MOUNTED KITS



#### Q-8100-A-F

- \* (4) QRT DELUXE RETRACTORS MOUNTED ONTO 45 DEGREE ANGLE BRACKETS
- \* REGULAR LAP AND SHOULDER BELTS



#### Q-8100-A1-F

- \* (4) QRT DELUXE RETRACTORS MOUNTED ONTO 45 DEGREE ANGLE BRACKETS
- \* RETRACTABLE LAP AND SHOULDER BELTS



#### Q-8101-F

- \* (4) QRT DELUXE RETRACTORS MOUNTED ONTO 45 DEGREE ANGLE BRACKETS

### RETRACTOR SYSTEMS



#### Q8-6200-SC

- SINGLE QRT DELUXE RETRACTOR (DUAL KNOBS) MOUNTED ONTO SLIDE 'N' CLICK FITTING.



#### Q8-6200-F

- SINGLE QRT DELUXE RETRACTOR (DUAL KNOBS) MOUNTED ONTO 45 DEGREE BRACKET FOR FLOOR MOUNTING



#### Q8-6200-L

- SINGLE QRT DELUXE RETRACTOR (DUAL KNOBS) MOUNTED ONTO L-TRACK FITTING

### ACCESSORIES



#### Q8-6301-1

- ONE CLAW FOR CABLE RELEASE, USED ON ONE RETRACTOR. RETRACTOR TO BE PURCHASED SEPARATELY. 50" CABLE AND CLAW.

#### Q8-6301-02

- TWO CLAWS FOR CABLE RELEASE HANDLE (USED ON TWO RETRACTORS, RETRACTOR TO BE PURCHASED SEPARATELY) 50" CABLE AND TWO CLAWS.



# TIE DOWN KITS Q'STRAIT SYSTEMS

T  
I  
E  
D  
O  
W  
N  
S  
Y  
S  
T  
E  
M  
S

## QRT STANDARD TIE DOWN KITS

### SLIDE N' CLICK KITS



- Q-8200-A-SC**  
 \* (4) QRT STANDARD RETRACTORS  
 \* REGULAR LAP & SHOULDER BELT  
 \* BOTTOM POCKET ASSEMBLY INCLUDED



- Q-8200-A1-SC**  
 \* (4) QRT STANDARD RETRACTORS  
 \* RETRACTABLE LAP AND SHOULDER  
 \* BOTTOM POCKET ASSEMBLY INCLUDED



- Q-8201-SC**  
 \* (4) QRT STANDARD RETRACTORS  
 \* BOTTOM POCKET ASSEMBLY INCLUDED

### L-TRACK KITS



- Q-8206-L2**  
 \* (4) QRT STANDARD RETRACTORS  
 \* RETRACTABLE LAP & SHOULDER BELT WITH RETRACTABLE HEIGHT ADJUSTER  
 \* 131 DEGREE ANGLE BRACKET



- Q-8200-A-L**  
 \* (4) QRT STANDARD RETRACTORS  
 \* REGULAR LAP & SHOULDER BELT



- Q-8200-A1-L**  
 \* (4) QRT STANDARD RETRACTORS  
 \* RETRACTABLE LAP & SHOULDER BELT



- Q-8201-L**  
 \* (4) QRT STANDARD RETRACTORS

# TIE DOWN KITS Q'STRAIT SYSTEMS

T  
I  
E  
D  
O  
W  
N  
S  
Y  
S  
T  
E  
M  
S

## QRT STANDARD TIE DOWN KITS

### FLOOR MOUNTED KITS



**Q-8200-A1-F**  
\* (4) QRT STANDARD RETRACTORS  
MOUNTED ONTO 45 DEGREE  
BRACKETS  
\* RETRACTABLE LAP & SHOULDER  
BELT



**Q-8200-A-F**  
\* (4) QRT STANDARD RETRACTORS  
MOUNTED ONTO 45 DEGREE  
ANGLE BRACKET  
\* REGULAR LAP AND SHOULDER  
BELT



**Q-8201-F**  
\* (4) QRT STANDARD RETRACTORS  
MOUNTED ONTO 45 DEGREE  
BRACKETS

### RETRACTOR SYSTEMS



**Q8-6201-SC**  
SINGLE QRT STANDARD  
RETRACTOR (ONE KNOB)  
MOUNTED ONTO SLIDE 'N  
CLICK FITTING.



**Q8-6201-L**  
SINGLE QRT STANDARD  
RETRACTOR (ONE KNOB)  
MOUNTED ONTO L-TRACK  
FITTING.



**Q8-6201-F**  
SINGLE QRT STANDARD  
RETRACTOR (ONE KNOB)  
MOUNTED ONTO 45  
DEGREE BRACKET FOR  
FLOOR MOUNTING.

### ACCESSORIES



**Q8-6301-1**  
ONE CLAW FOR  
CABLE RELEASE  
50" CABLE AND  
CLAW.

**Q8-6301-2**  
TWO CLAWS FOR  
CABLE RELEASE  
HANDLE 50"  
CABLE AND TWO  
CLAWS.

# TIE DOWN KITS Q'STRAIT SYSTEMS

## L-TRACK KITS



### M-201-L30

- \* (4) OVER-CENTER BUCKLE BELTS



### M-305-L30

- \* (4) OVER-CENTER BUCKLE BELTS
- \* MM-410 SHOULDER BELT
- \* MM-320 LAP BELT
- \* (4) Q5-7571-A OVAL L-POCKETS



### M-300-L30

- \* (2) FRONT CAM-BUCKLE BELTS
- \* (2) REAR OVER-CENTER BUCKLE BELTS
- \* MM-410 SHOULDER BELT
- \* MM-320 LAP BELT
- \* (4) Q5-7571-A OVAL POCKETS

# TIE DOWN KITS Q'STRAIT ACCESSORIES

T  
I  
E  
D  
O  
W  
N  
S  
Y  
S  
T  
E  
M  
S



**Q5-6411-TS1**  
SHOULDER BELT  
NECK POSITIONED  
FOR L TRACK. BLUE  
**Q5-6411-TS3**  
SAME AS ABOVE  
(BLACK)



**ML-320**  
LAP BELT FOR THE L  
TRACK. FITTINGS  
ATTACH TO FLOOR.



**Q5-6410-BLK**  
BLACK SHOULDER  
BELT USED WITH  
Q-5000 SERIES & M  
SERIES.



**Q5-6340-12**  
LAP BELT EXTENSION  
(BLUE WEBBING). USE  
WITH Q-5000 SERIES.



**Q5-6210/11-ER4**  
ELECTRIC RETRACTOR.



**Q8-6324**  
24" EXTENSION W/D  
RINGS/SNAP HOOKS-  
MULTI LAP BELT.  
REQUIRES 2 PIECES.



**Q8-6326-A1**  
ONE RETRACTOR FOR  
LAP/SHOULDER BELT, 1  
EXTENSION, 2 PIN  
CONNECTORS.



**Q8-6326-A2**  
TWO RETRACTORS FOR  
LAP/SHOULDER BELT, 1  
EXTENSION, 2 PIN  
CONNECTORS.



**Q8-6326-A3**  
(3) RETRACTORS:  
(2) FOR LAP  
(1) FOR SHOULDER



**Q5-8522**  
STORAGE POUCH FOR  
SECUREMENTS.



**Q5-7580**  
WEBBING LOOP MAY  
BE USED WITH A  
SECUREMENT  
WHERE HOOKS CAN  
NOT BE FITTED ONTO  
THE WHEELCHAIR  
FRAME.

# TIE DOWN KITS

## Q'STRAIT ACCESSORIES



**Q5-7571-A**  
OVAL L-TRACK FLOOR POCKET



**Q8-7580**  
SLIDE 'N CLICK TOP  
ASSY. EASY TO USE  
ONE HAND OPERATION



**Q8-7580-A**  
SLIDE 'N CLICK  
BOTTOM ASSY. EASY  
TO USE ONE HAND  
OPERATION.



**Q5-7570-A**  
COVERED L-TRACK  
FLOOR POCKET



**Q8-7583-A**  
SLIDE 'N' CLICK RETROFIT  
FOR Q5-7560-5A.



**Q5-7550-T60**  
COVER FOR L TRACK  
60"

T  
I  
E  
D  
O  
W  
N  
S  
Y  
S  
T  
E  
M  
S